


2021 TEAM GUIDE

SKOL



**EVERY
CHALLENGE.**

**EVERY
VICTORY.**

**Orthopedic Care
Trusted by the Pros**

Whether you're a pro athlete or a weekend go-getter, we're here to help after an injury strikes. We have 39 convenient locations, including urgent care hours. In most cases, you don't even need a referral to see one of our top-rated specialists and get back to what you love.

[TCOmN.com](https://www.tcomn.com)



 **TWIN CITIES
ORTHOPEDICS**

OFFICIAL SPORTS MEDICINE PROVIDER





MINNESOTA VIKINGS PARTNERS

NAMING RIGHTS



FOUNDING PARTNERS



SIGNIFICANT PARTNERS



THE VIKINGS WAY

Demonstrate a consistent winning culture through a shared passion for success on and off the field.

Unity - Commitment - Integrity



MINNESOTA VIKINGS AT A GLANCE

Founded	January 28, 1960
First Season.....	1961
Team Facility	Twin Cities Orthopedics Performance Center 2600 Vikings Circle, Eagan, MN 55121
Stadium.....	U.S. Bank Stadium, Minneapolis, MN
Capacity.....	66,467
Playing Surface.....	ActGlobal Speed 55
Super Bowl Appearances.....	Super Bowl IV, VIII, IX, XI
Division Championships (19).....	1968, 1969, 1970, 1971, 1973, 1974, 1975, 1976, 1977, 1978, 1980, 1989, 1992, 1994, 1998, 2000, 2008, 2009, 2015, 2017
Playoff Appearances (30)	1968, 1969, 1970, 1971, 1973, 1974, 1975, 1976, 1977, 1978, 1980, 1982, 1987, 1988, 1989, 1992, 1993, 1994, 1996, 1997, 1998, 1999, 2000, 2004, 2008, 2009, 2012, 2015, 2017, 2019
All-Time Record (regular season & playoffs)	516-442-11

OFFICIAL TEAM GUIDE

Kickoff 2021

Vikings Social Justice	4
Vikings COVID-19 Response	5
Vikings Foundation.....	6
Vikings in the Community	7-8
Vikings Legends.....	9
Vikings Museum	10
Youth Football	11-12
U.S. Bank Stadium.....	13-17
TCO Performance Center.....	18-20
Vikings Cheerleaders.....	21

Executives

Zygi Wilf	24
Mark Wilf	25
Leonard Wilf	26
Ownership Partners	27
Vikings Executives	28-33
Vikings Staff Directory.....	36-37

Coaching Staff

Head Coach Mike Zimmer.....	38-40
Assistant Coaches and Staff	41-74

Players

Veterans.....	75-215
---------------	--------

Rookies

Rookies	216-229
---------------	---------

Records and History

Records	230-328
---------------	---------

Extra Points

Extra Points	329-344
--------------------	---------

CLUB HISTORY

From the 1961 Minnesota Vikings Radio, TV and Press Guide—

Twin Cities football enthusiasts began their quest for professional football some 12 years ago, and it was on January 28, 1960, that their efforts were culminated with the announcement – from Miami, Florida, where the National Football League owners were in session – that Minnesota was being granted a franchise for 1961.


At the same meeting, Dallas was accepted to start play in 1960.

The franchise was granted just ten days after E. William Boyer, president of the Minneapolis Chamber of Commerce, had made an official presentation to the league on behalf of statewide Minnesota interests.

Besides Boyer in the founding group were: Max Winter, promoter and restaurateur, H.P. Skoglund, president of North American Life and Casualty Company; Ole Haugsrud, Duluth businessman, and the Northwest Publications, Inc., publishers of the St. Paul Dispatch and Pioneer Press, through its president, Bernard H. Ridder, Jr.

They decided to start with an original outlay of one million dollars, of which the Minneapolis sources would put up \$600,000; St. Paul \$300,000, and Duluth, representing the rest of the state \$100,000.

Upon acquiring a franchise, the group hired Joe Thomas, former scout with the Los Angeles Rams, to scout the country in preparation for the 1961 draft meeting, and went on a nationwide search to find a general manager. This ended with the selection of Bert E. Rose, who was at the time the public relations director for the Rams.



The Minnesota Vikings 2021 Official Team Guide is a production of the Minnesota Vikings Public Relations Department. Cover and inside page design by Caitlin Tanzer, Erin Swartz, Alicia Dreyer and Taylor Sievert. Editors - Sam Newton and Tom West. Editorial Assistants - Bob Hagan, Jeff Anderson, Jon Ekstrom, Jackson Riebel, Rachel Gunia, Carly Bonk, Lindsey Young, Craig Peters, Eric Smith, and Keith Grinde.

HOW THE VIKINGS GOT THEIR NAME

From the 1961 Minnesota Vikings Radio, TV and Press Guide—

When Bert Rose was selected as General Manager, one of the first steps he took was to recommend to the Board of Directors that the club be nicknamed the "Vikings."

A nickname should serve a dual purpose, he said. First, it should represent an aggressive person or animal imbued with the will to win. Secondly, if possible, it is desirable to have it connote the region that the particular team represents.

The "Vikings" scores well on both points. Certainly, the Nordic Vikings were a fearless race. Following many years of victories in the British Isles and France, under Erik the Red, they sailed in open boats across the North Atlantic seeking new peoples to conquer. Their entire history is punctuated with the aggressive desire and will to win.

While Minnesota is populated by the descendants of settlers from many nations, the area has a rich Nordic lore, perhaps due to the mythology of Paul Bunyan and his Blue Ox, perhaps due to the preponderance of the "sons" and "sens" in the phone book. The Vikings, too, were Nordics; hence the name represents in a large part the solid stock of people who call Minnesota their home.



The expansion Minnesota Vikings took the field in 1961 with a name that matched the region they would call home. General Manager Bert Rose (middle right) helped come up with the name and the club was immediately embraced by the community.

KICKOFF



MINNESOTA VIKINGS SOCIAL JUSTICE

INSPIRE CHANGE

Following the murder of George Floyd on May 25, 2020, the Minnesota Vikings and the Wilf family announced a \$5 million donation to social justice causes throughout the United States. Owners Zygi and Mark Wilf met with the team's Social Justice Committee in June 2020 and agreed that \$1 million in contributions from the fund would be determined in collaboration with Vikings players and directed toward local organizations fighting hate, racism and inequality.

"We continue to be inspired by these players as they advocate for transformational change in this very challenging moment," said Vikings Owner/President Mark Wilf. "We are proud of their efforts to use their platform in an effort to end deep-seated social injustices. Their thoughtful approach and our conversations with them have deeply moved us, certainly in large part because of our family's history and long-standing commitment to human rights, but also because of their steadfast dedication to not sit idly by when they have the ability to make a difference."

The Vikings endowed the George Floyd Legacy Scholarship with a \$125 initial establishing gift that will generate \$5,000 annually to benefit Black graduating seniors in Minneapolis-St. Paul who are pursuing post-secondary education. The team also expanded its existing commitments to All-Square, a local non-profit that invests in the minds and lives of formerly incarcerated individuals, and to Everfi, a digital platform that brings African American history curriculum to schools. Since 2016, the Vikings have partnered with Everfi, and in 2020, the partnership expanded the curriculum to 24 Minnesota schools and now reaches thousands of students.

The 2020 donations built on the Wilf's previous \$500,000 commitment to the Social Justice Committee over the last two years, dollars that were directed toward scholarships for low-income students, school supplies, legal aid for disadvantaged and underrepresented populations and law enforcement relations.

"Our organization has shown a commitment to these causes over the last several years, but we know we need to and can do more," said Vikings Owner/Chairman Zygi Wilf. "We want this investment to support the many diverse and meaningful social justice efforts throughout our country, but it can only be one piece of our overall work toward having a sustainable impact. Our actions within our communities will be the driving force for creating profound change."

In 2021, the Wilfs have committed to another \$250,000 to the Social Justice Committee, and the focus will continue to be on building upon the foundation already established in three critical areas: reducing socioeconomic disparities, implementing educational curriculum on racism and Black history and advocating for law enforcement and criminal justice reform. The team believes in creating meaningful dialogue and being agents for positive, transformational and sustainable change.

The Vikings delivered a message of unity and change entering the 2020 season as the team came together in a call for justice. During the spring of 2021, players visited sites hit hard by social unrest and met with community leaders.



MINNESOTA VIKINGS COVID-19 RESPONSE

The Minnesota Vikings navigated the COVID-19 pandemic with a focus on health and safety while still performing on the field in the most unusual NFL season in history. From rigorous daily testing protocols to dramatically different travel and logistics, the organization contended with empty stadiums and learning to be a socially-distanced team.

In the spring of 2021, the Vikings were on the forefront of the COVID-19 vaccination efforts, partnering with the State of Minnesota to provide temporary vaccine sites at TCO Performance Center and U.S. Bank Stadium. In total, more than 26,000 Minnesotans received vaccinations at the team's facilities. Minnesota's current Democratic Governor Tim Walz joined former Republican Governor Tim Pawlenty and Vikings Legend E.J. Henderson on March 30 to be vaccinated in front of the media and to encourage Minnesotans to do their part to stop the spread of the virus.



MINNESOTA VIKINGS FOUNDATION

The Minnesota Vikings Foundation advances the well-being of youth through engaging health and education initiatives. The Foundation is able to make a measurable impact in the lives of youth who need it most by enlisting the support of Vikings players, staff, donors and the community.

In June 2019, Vikings Table food truck program launched and has been on a roll since. Vikings Table presented by Xcel Energy is a custom-built food truck serving free, healthy meals and nutrition education to youth in the Greater Twin Cities. The vehicle includes an interactive experience room where youth learn about healthy eating habits from video clips and educational materials, interact with Vikings players that may make appearances or capture and share their experience to their phone or Twitter in the photo booth.

Vikings Table activates during the summer months when youth are out of school and over winter break to help achieve our vision that all children have food security. In its first season of operation, Vikings Table served over 4,000 healthy meals by partnering with 19 nonprofit organizations. The start of its second season looked different with navigating COVID-19 restrictions, but Vikings Table found a way to deliver 100 meals each weekday to organization's serving youth without transportation and/or who did not qualify for free meal programs.

Vikings Table is available for catering and sells Minnesota-tailgate themed menu creations at Vikings events and home games with proceeds supporting the mission of the program. To book Vikings Table for a catering event, email us at contact@vikingstable.com.

To learn more about the Minnesota Vikings Foundation, follow us on Twitter @vikingstable, visit Vikings.com/Foundation or email us at foundation@vikings.nfl.net.



MINNESOTA VIKINGS
FOUNDATION
FORGE AHEAD TOGETHER


VIKINGS IN THE COMMUNITY

THE MINNESOTA VIKINGS “ON THE FIELD AND IN THE COMMUNITY - YOUR SPECIAL TEAM”

The Minnesota Vikings are more than a football team. The coaches, players, alumni and staff are your neighbors. Their wives or husbands may be your co-workers. Their children attend school with your children. The Vikings are a part of our community. Many schools, hospital charities and civic groups have been impacted by player involvement, staff participation and family volunteerism. The Vikings organization is your neighbor too, as a corporate citizen actively involved in policy and service to Minnesota.

VIKINGS IN THE COMMUNITY

CLOCKWISE: The Vikings committed to education about the importance of registering and voting in 2020, spreading the message that voting truly gives a voice to each and every individual who fills out a ballot...The Philips Neighborhood in Minneapolis has been a traditionally underserved community and was hit especially hard by the unrest following the death of George Floyd. Through a partnership with the SHIELD 1 Foundation the Little Earth of United Tribes organization is breaking that cycle through urban renewal initiatives, including a self-sustaining community garden. Vikings players including Stephen Weatherly, Olisaemeka Udoh and Eric Kendricks visited the garden in 2021... The Vikings 2020 Man of the Year, Eric Kendricks, partnered with UnitedHealthcare to host a ‘drive-through’ coat drive for 500 local students at Cityview Community School in Minneapolis...In a challenging year, the Vikings made their annual Thanksgiving food drive bigger than ever. The organization partnered with UnitedHealthcare Group to distribute 1,500 meals via drive-through service outside U.S. Bank Stadium, providing smiles and warm meals to families in the Twin Cities.





VIKINGS IN THE COMMUNITY

CLOCKWISE: The Vikings expanded the club's commitment to All Square, a local nonprofit social enterprise that invests in the minds and lives of formerly incarcerated individuals. The Vikings and Eric Kendricks have worked closely with All Square in recent years...Vikings Head Coach Mike Zimmer donated 10,000 cans of food to The Salvation Army to kick off the nonprofit's food drive in 2020...US Bank Stadium and Twin Cities Orthopedics Performance Center served as public vaccination sites during the spring of 2021. Over 26,000 people took part in the events at the two homes of the Vikings...The Vikings put their feet to work during the 2020 season as part of the annual "My Cause My Cleats" initiative. The team had 58 players involved in the program wearing specially-painted cleats to represent a respective cause of the players' choice.



MINNESOTA VIKINGS LEGENDS

Embracing the players and coaches who built the Minnesota Vikings into the proud franchise it is today and honoring their legacy is the mission of the Vikings Legends program. Serving Vikings alumni and preserving their place in team history connects the past with the present and future.

MINNESOTA VIKINGS ALUMNI AFFAIRS MISSION STATEMENT

The objectives of the Minnesota Vikings Alumni Affairs Department are to preserve the interest of the Vikings' organization by maintaining our rich history and traditions. Additionally, the Department strives to support our retired players by keeping them engaged in community outreach events and build upon the foundation they have set for the organization.

Picture: Vikings WR Adam Thielen met a pair of his childhood sports heroes, alumni WRs Jake Reed and Cris Carter during pregame warmups..The 1969 team came together during Vikings Fantennial Weekend in September 2019 for a weekend of events celebrating the first Super Bowl team in franchise history..Vikings Legend QB Daunte Culpepper presented a lucky young fan tickets to Super Bowl LIV...Legends Robert Griffith and Steve Jordan met fans at an autograph session and live radio broadcast at Mall of America in 2019.



MINNESOTA VIKINGS MUSEUM

RELIVE THE GREATEST MOMENTS IN VIKINGS HISTORY

The Vikings Museum is a place for Vikings fans and Legends alike to experience the comprehensive history of the Minnesota Vikings and football in Minnesota. With a 360-degree video theater, multiple interactive exhibits and hundreds of historical artifacts, fans can learn the fascinating stories and insider details of the franchise's first six decades in fun and unique ways.

VIKINGS MUSEUM

2645 Vikings Circle, Eagan, MN 55121

651-452-2626

Please visit [Vikings.com/museum](https://vikings.com/museum) for open hours, admission prices, group rates, and more.

Do you have an important artifact or Vikings memorabilia you would like to donate to the Vikings Museum? Visit [Vikings.com/museum](https://vikings.com/museum) and tell us more.



VIKINGS YOUTH FOOTBALL - TEACH. PLAY. GROW.

The Vikings Youth Football mission statement is to grow, support and promote youth football through fair play, health/safety and academics. Innovative programs reach youngsters through the High School Player Development 7-on-7 Tournament, Youth Football Camps, USA Football Coaching School, equipment and field grants, the Vikings All-State Football Team, Minnesota Mr. Football, the High School Coach of the Week Program and the High School Coach of the Year. In 2018 the Vikings started hosting high school games at TCO Stadium in the Vikings Prep Spotlight series, playing 5 regular season games and 3 state quarterfinal playoff contests since.



The Vikings connect with youth football programs across the state through clinics, camps and encouraging participation and safety. Teaching youth coaches proper techniques and how to play the game safely gives players the best chance for success and a positive experience. Head Coach Mike Zimmer has hosted an annual camp for youth, hosting over 500 youngsters at TCO Performance Center in spring 2019. Growing our great game at the grass roots level has been an emphasis for the organization, resulting in expanded programs, recognition for top players and coaches and building strong community bonds in youth football.



VIKINGS YOUTH FOOTBALL - TEACH. PLAY. GROW.

VIKINGS PREP SPOTLIGHT GAMES

2018 (*state quarterfinal playoffs)

September 28.....Farmington 41, Eagan 28
 October 12.....Lakeville North 38, Prior Lake 3
 November 9*...Lakeville North 35, St. Michael/Albertville 8
 November 10*.....Owatonna 42, Chaska 27
 November 10*.....Elk River 23, Spring Lake Park 21

2019

September 20.....Eden Prairie 14, Shakopee 6
 September 27.....Chaska 21, Apple Valley 0
 September 28.....Mankato West 58, Rochester Mayo 21



U.S. BANK STADIUM SETS THE STANDARD



Following more than a dozen years of discussion at the State Capitol and four years of design and construction, the Vikings and the Minnesota Sports Facilities Authority officially opened U.S. Bank Stadium on July 22, 2016, marking the completion of the largest construction project in state history and the celebration of a true public-private partnership that has helped reshape the East Town neighborhood in Minneapolis.

The stadium, from design to completion, was built with three key principles in mind -- developing an unprecedented design, establishing a true public-private partnership and guaranteeing a best-in-class fan experience.

Unprecedented Design – Featuring the first ethylene-tetrafluoroethylene (ETFE) roof on a sports facility in the United States and the world's largest pivoting glass doors, U.S. Bank Stadium exemplifies an unprecedented design. The 60% transparent roof combined with nearly 200,000 square feet of glass throughout the building provides a true indoor-outdoor experience, giving fans the best of both worlds. The use of ETFE is now being replicated around the country (Atlanta, Los Angeles, Las Vegas), changing the game for sports facilities in the United States. With its slanted roof to shed snow, the authentic design also responds to the climate like a true Nordic structure.

Public-Private Partnership – U.S. Bank Stadium serves as a prime example of a public-private partnership that has helped reshape a

community. The team/private contribution of \$609 million, a \$132 million increase from the original \$477 million commitment, covered 55% of the total \$1.1 billion cost of the publicly-owned, multi-use stadium. More than 300 Minnesota businesses contributed to the design and construction of the stadium with approximately 90% of the construction dollars going back to Minnesotans. The stadium has spurred more than \$1 billion in surrounding development in Minneapolis' East Town neighborhood, and nearly 1,000 non-Vikings events and community programs were held within the first two years.

Best-in-Class Fan Experience – The Vikings consistent focus has been on creating an unforgettable stadium experience for all fans. U.S. Bank Stadium boasts the closest seats and suites in the NFL amid a variety of seating options, including 6 clubs, 4 group cabins and 2 membership bars. Two of the NFL's highest-quality and best-positioned LED video boards flank both end zones, and the stadium has 2,000 televisions. A robust art collection, an interactive Vikings Voyage fan space and 1,300 Wi-Fi access points are just a few of the overall fan amenities. The stadium was also the first to open with LED sports lighting, allowing for color temperature adjustment and providing natural and more uniform light.

PUTTING MINNESOTA BUSINESSES FIRST:

- * Nearly 90% of the contract dollars went back to Minnesota companies
- * Over 300 Minnesota businesses were involved in the project, led by Minnesota-based general contractor Mortenson Construction
- * Nearly 1,500 workers were on site at U.S. Bank Stadium at the peak of construction and local materials were prioritized

DYNAMIC DESIGN:

- * Dallas-based HKS Architects led design of U.S. Bank Stadium
- * Four points of emphasis: climate, geography, history/quality of civic structure and technology
- * Evokes images of ice floes colliding, frozen lakes, jagged geology and traditional Nordic roof structures designed to shed snow
- * Responds to climate rather than works against it, using features such as slanted roofs and snow gutters

FANTASTIC FEATURES:

- * Over 1.75 million square feet
- * 270 feet high at its West peak, slopes down to 205 feet on East end
- * First transparent ETFE roof on a sports facility in the United State
- * Five entry gates- Legacy (West), Polaris (Northwest), Ecolab (North), Verizon (East) and Pentair (South)
- * Legacy Gate is signature feature, made up of 5 of the world's largest pivoting doors of 75 to 95 feet in height and 55 feet wide - doors each weigh 57,000 pounds and contain 10 smaller doors used for inclement weather when pivoting doors are closed
- * 131 suites and 9,000 club seats, including field-level suites
- * Seven levels connected by stairs, ramp, 33 escalators and 11 elevators
- * Two concourses with 360-degree circulation and six views into the bowl
- * Highest quality HD video boards located in east and west end zones, totaling 12,560 square feet
- * 2,000 HD televisions located throughout the stadium
- * Light rail station directly outside stadium and stadium is connected to Minneapolis' skyway with 10 miles of enclosed walkways
- * Accessibility for people with disabilities

U.S. BANK STADIUM DETAILS MAKE DIFFERENCE

DIGITAL LED/HD TECHNOLOGY SHINES


- * Highest-quality and best-positioned LED video boards in the NFL are above each end zone
- * Strategically placed as low as possible in natural sight lines
- * Vikings are among small group of NFL teams using 13HD technology for the video boards and ribbon boards
- * West video board - 120' x 68' (8,160 square feet), East video board- 88' x 50' (4,400 square feet), ribbon boards- 3,000+ linear feet
- * Over 2,000 HD television displays

ART COLLECTION CAPTURES CREATIVE SPIRIT

- * More than 350 original pieces of fine art, 250 photographs and 2 concourse murals from over 40 artists- 36 from Minnesota
- * Collection spans 8 mediums and 3 themes, including celebrating the State of Minnesota, honoring Minnesota sports moments and saluting Vikings past and present
- * Artists include 3 former Vikings players - Matt Blair, Jim Marshall and Carl Eller
- * Collection and artists profiles can be viewed on Vikings.com and the Vikings Mobile App
- * An installation honoring all of the Minnesota high school football teams with their helmets on the East end of the stadium

VIKINGS VOYAGE

- * More than 10,000 square foot interactive experience includes virtual reality, RFID system and unique historic memorabilia
- * Free for fans to participate in scouting combine events including catching passes while wearing a virtual reality helmet, running drills against a player's pace, measuring jumps and tackling force
- * Nearly 10-yard projection screen showing historic Vikings footage, life-sized Purple People Eaters, suspended chrome footballs celebrating Hall of Famer Cris Carter's 1,000+ receptions, Bud Grant's first coaching headset and revolving displays of team history



U.S. BANK STADIUM HOSTS THE BIGGEST EVENTS

Since opening in 2016, U.S. Bank Stadium has welcomed the world for the biggest events in sports and entertainment, including the following:

2016:

7/22-24: U.S. Bank Stadium Grand Opening/Public Open House
8/3: International Champions Cup soccer - AC Milan vs. Chelsea FC
8/19: Luke Bryan concert
8/20: Metallica concert
10/23: U.S. Women's National Soccer Team vs. Switzerland
11/17-19: Minnesota Prep Bowl state football championships (annual)
11/26: Minnesota Football Showcase all-star game (annual)
12/10-11: Monster Jam

2017:

1/27-29: Minneapolis Home and Remodeling Show
2/18: Monster Energy AMA Supercross
3/17-19: World of Wheels Car Show
3/30-4/2: Spring RV show
7/13-16: ESPN Summer X Games
7/30: Guns N' Roses concert
8/12: Coldplay concert
9/8: U2 concert
11/12-14: Minneapolis Holiday Boutique

2018:

1/14: NFC Divisional Playoff - Vikings defeat Saints 29-24
2/4: Super Bowl LII - Eagles defeat Patriots 41-33
5/5: Kenny Chesney concert
9/1: Taylor Swift concert
10/20: Ed Sheeran concert

2019:


4/6-8: NCAA Men's Basketball Final Four
5/3-4: Garth Brooks concerts

2020:

2/15: Monster Jam



Photos courtesy US Bank Stadium & Joe Lemke Photography





U.S. BANK STADIUM BY THE NUMBERS

- 1.75 million** Total square footage of the footprint of the building. U.S. Bank Stadium is twice the size of the Metrodome that once stood on the same spot.
- 5** World's largest pivoting doors on the stadium's west side, ranging in size from 95 to 75 feet high and 55 feet wide.
- 200,000** Square footage of glass used throughout the stadium, including the large glass wall on the stadium's west side that gives fans an excellent view of the downtown Minneapolis skyline.
- 240,000** Square footage of ETFE, the durable transparent material that makes up 60% of the stadium's roof.
- 66,467** Stadium's seating capacity for events and Vikings home games. The stadium can accommodate up to 70,000 people for larger events.
- 12,560** Combined square footage of east and west video boards.
- 2,000** High-definition televisions are spread throughout the stadium, ensuring viewing capabilities for fans at all times.
- 1,300** Wi-Fi access points scattered within the stadium. "Clam shell" access points are located within the hand rails of stadium sections connecting all fans even in the seating bowl.
- \$1.1 billion** Total cost of U.S. Bank Stadium. The Vikings contributed \$609 million -- including more than \$132 million in additional funding from the original team/private \$477 million commitment. The State of Minnesota and City of Minneapolis combined to contribute \$498 million to the project.
- 41** Feet from the sidelines to the closest seats in the house, bringing fans closer to the action than any other NFL stadium.
- 30** Months of construction from start to finish. Ground was broken on the new building on December 3, 2013, and the keys to the building were delivered from Minnesota-based Mortenson Construction on June 17, 2016, six weeks ahead of schedule.
- 272** Feet to the tallest point of the building. Standing nearly 30 stories tall, U.S. Bank Stadium peaks at the stadium's west prow.
- \$1 billion** Development in no less than 20 projects announced in the area surrounding U.S. Bank Stadium generated since the stadium project was announced.
- 1,500** Workers on site at the peak of the construction process. Nearly 8,000 construction workers contributed to the construction of U.S. Bank Stadium.
- 350** Pieces of commissioned artwork on display inside U.S. Bank Stadium, including two large murals on the north and south walls of the main concourse. In addition, 250 framed photographs are hung throughout the building.
- 40** Artists from the state of Minnesota commissioned to be a part of the stadium's high-quality art collection. Included in the collection are three former players -- Matt Blair, Carl Eller and Jim Marshall -- and legendary head coach Bud Grant.
- 300** Minnesota-based companies involved in the construction of U.S. Bank Stadium, led by construction manager Mortenson Construction. Approximately 90% of the companies that had a hand in building the new stadium were Minnesota-based.
- 33** Escalators located throughout the building, connecting fans to the seven levels of the stadium.
- 11** Elevators allowing fans to seamlessly transition between the seven levels of U.S. Bank Stadium.



U.S. BANK STADIUM TIMELINE

- May 10, 2012** Following years of discussion at the state capitol, the Minnesota State Legislature approved the bill for the Minnesota Vikings new stadium located in downtown Minneapolis. The public-private partnership that was agreed to was made official just days later when Gov. Mark Dayton signed the bill.
- May 13, 2013** Almost one year exactly after the stadium bill passed at the capitol, the Minnesota Sports Facilities Authority (MSFA), the Vikings and HKS Sports & Entertainment Group together unveiled the stadium design that featured the country's largest ETFE roof and the world's largest pivoting glass doors.
- Dec. 3, 2013** The Minnesota Sports Facilities Authority (MSFA) and the Minnesota Vikings, in partnership with Mortenson Construction and project associate Thor Construction, broke ground on the 66,860 seat, 1.7 million square-foot facility. In total approximately 9 million work hours and 8,000 workers contributed to the project during the 30-month construction process.
- May 20, 2014** More than two years prior to the opening of U.S. Bank Stadium, the downtown Minneapolis facility was awarded Super Bowl LII. The game will mark the second time the Super Bowl will be played in Minnesota (January 26, 1992). The Super Bowl is annually the most watched television program in the world.
- Sept. 17, 2015** After 21 months of construction, Mortenson Construction, the MSFA, and the Vikings celebrated the "topping out" of U.S. Bank Stadium. More than 11,000 tons of steel help make up the U.S. Bank Stadium roof, including the 989 foot-long, 1,700-ton ridge truss, which stands 214 feet above the playing field.
- July 22, 2016** Gov. Mark Dayton and Vikings Owner/President Mark Wilf officially opened U.S. Bank Stadium with a ceremonial ribbon cutting inside the downtown facility. After 30 months of construction, the Minnesota Vikings and their fans now had their new home. More than 150,000 fans visited U.S. Bank Stadium during its opening weekend.
- August 3, 2016** The first major event was held inside U.S. Bank Stadium with an international soccer match. Chelsea FC defeated AC Milan 3-1 in front of 64,101 fans during the International Champions Cup match.
- August 28, 2016** The Vikings played their first game in their new home during a Sunday afternoon preseason contest against the San Diego Chargers broadcast nationally on FOX.
- Sept. 18, 2016** The Minnesota Vikings defeated NFC North rival Green Bay 17-14 in front of 66,813 in the first regular season game at U.S. Bank Stadium.
- January 14, 2018** The Vikings hosted the 1st playoff game at U.S. Bank Stadium and it was a game for the ages with the New Orleans Saints. The thriller ended with a 61-yard walkoff TD reception by Stefon Diggs in a 29-24 win, forever to be known as "The Minneapolis Miracle".
- February 4, 2018** The sports world watched Philadelphia top New England 41-33 in Super Bowl LII. Attendance for the game was 67,612 and featured Justin Timberlake performing at halftime. Over 103 million viewers in the United States tuned into the NBC broadcast.
- April 6-8, 2019** The NCAA Men's Basketball Final Four featured Auburn, Michigan State, Texas Tech and Virginia, with the Cavaliers taking the title 85-77 over Tech in front of a crowd of more than 72,000.



TCO PERFORMANCE CENTER IS VIKINGS HOME FIELD

TWIN CITIES ORTHOPEDICS PERFORMANCE CENTER BY THE NUMBERS



WINTER PARK	FACT	TCO PERFORMANCE
1981	Year Opened	2018
14 months	Construction time	18 months
138,000 square feet	Total Square Feet	277,000 square feet
50,000 square feet	Office Space	184,000 square feet
88,000 square feet	Field House Area	93,000 square feet
73 feet	Field House Height	98 feet
14.5 acres	Campus Area	40 acres
2	Outdoor Grass Fields	4
Yes (added in 1991)	Indoor Practice Facility	Yes
No	Outdoor Stadium	Yes (6,500 capacity)
90 lockers	Locker Room	95 lockers
4,300 square feet		6,500 square feet
5,800 square feet	Weight Room	6,100 square feet
No	Cardio Mezzanine	Yes (1,500 square feet)
1,800 square feet	Training Room	6,700 square feet
8	Treatment / Training Tables	16
470 square feet	Hydrotherapy Center	1,919 square feet
1	Treadmill Pool	1



TCO PERFORMANCE CENTER TIMELINE

June 21, 2016 – Eagan City Council Approves Plans for Headquarters and Practice Facility

The Eagan City Council unanimously approved the Minnesota Vikings plan to move the team headquarters and training facility to a 200-acre site located off I-494 at the intersection of Dodd Road and Vikings Parkway.

August 2, 2016 – Groundbreaking

The Vikings, along with partners Twin Cities Orthopedics (TCO), the City of Eagan, Crawford Architects and Kraus-Anderson Construction Company, broke ground on the Twin Cities Orthopedics Performance Center and TCO Stadium.

December 22, 2016 – Crews Begin Steel Installation

The team's future home began to take shape above ground as the first steel was installed at the TCO Performance Center.

January 2017 – Walls Constructed at TCO Performance Center

With just over a year before the anticipated move-in date, the team's new headquarters began to form as walls were installed.

May 10, 2017 – Final Structural Steel Installed

Construction crews hoisted the final piece of steel into position. More than 3,500 tons of steel were used in the project, including 2,200 tons for the indoor practice facility alone.

March 5, 2018 – Vikings Staff Moves In

Just weeks after U.S. Bank Stadium and the Twin Cities hosted Super Bowl LII, the Vikings officially opened the doors to its new practice facility and headquarters, the Twin Cities Orthopedics Performance Center. The team held a family night event to show off their new home later that week.

March 15, 2018 – Free Agent QB Kirk Cousins Signs With Vikings

The most highly sought after free agent in the 2018 market, QB Kirk Cousins, signs with the Vikings and is introduced at a press conference in TCO Performance Center.

April 26-28, 2018 – First Draft Conducted From TCO Performance Center

The Vikings conducted the first draft from TCO Performance Center over 3 days in April. The club selected UCF defensive back Mike Hughes with their 1st round pick, #30 overall.

June 15, 2018 – Ribbon Cutting TCO Performance Center

The Vikings welcomed business partners, state and local leaders and the Commissioner Roger Goodell for a formal ribbon-cutting ceremony at TCO Performance Center.

July 25, 2018 – First Training Camp

For the first time in the history of the Vikings franchise, the club held training camp at their facility rather than conducting camp on a college campus. The team called Bemidji State home from 1961-65 and Minnesota State, Mankato hosted the team from 1966-2017.

September 28, 2018 – High School Football Debut

TCO Stadium was built with the intention of being a focal point of the TCO Performance Center complex and as a community resource with high school football as one of the key elements to that cause. Eagan High hosted Farmington in the 1st high school game at the facility in what would be a slate of 5 games during the season, including a trio of state quarterfinal playoff games.


TCO PERFORMANCE CENTER FACTS AND FIGURES

- Located near I-494 at the intersection of Dodd Road and Vikings Parkway in Eagan, Minnesota.
- Five outdoor practice fields (including TCO Stadium) – four grass, one synthetic – and outdoor training areas, including a sand pit and inclined surfaces.
- Indoor practice facility with a 100-yard synthetic surface field and full-clear height for kicking.
- Significantly larger locker room, weight room, equipment room and training facilities, including cardiovascular and specialized speed rooms and hydrotherapy and post-workout recovery rooms.
- State-of-the-art team auditorium, player position meeting rooms and virtual reality simulator.
- An 88,000 square-foot, full-service orthopedics center.
- TCO Stadium, an outdoor football stadium with an anticipated capacity of 6,500 (expandable to 10,000), for youth, high school and amateur athletics and other community events.
- Sprawling 40-acre campus serving as the Minnesota Vikings headquarters and practice facility within a 200-acre mixed-use development for residential, retail, restaurant spaces as well as a hotel and conference center spaces expected to transpire over the next 10-15 years.
- Approximately 16 miles from U.S. Bank Stadium (downtown Minneapolis), 10 miles from downtown St. Paul and 6 miles from the MSP Airport.

MINNESOTA VIKINGS CHEERLEADERS

The Minnesota Vikings Cheerleaders are dance athletes that are an integral part of the total NFL fan experience on game day at U.S. Bank Stadium. The MVC represent the Minnesota Vikings as both community and brand ambassadors. Through hundreds of appearances, game day performances, youth initiatives and charitable events associated with the Minnesota Vikings, the MVC make an impact across Minnesota and beyond.

To book an appearance by the Minnesota Vikings Cheerleaders or to get information on their programs, visit Vikings.com.



3M Science.
Applied to Life.™



Applying Science. Improving Lives.

From respirators for healthcare workers, to products that enhance your home, to helping complete tough jobs easier and faster, 3M Science is igniting progress all around you.



3M and 3M Science. Applied to Life. are trademarks of 3M. All rights reserved. © 2021, 3M. 2106-21033-E

EXECUTIVES





OWNER / CHAIRMAN

ZYGI WILF

Zygi Wilf enters his 17th season as Owner/Chairman of the Minnesota Vikings in 2021 and has been instrumental in transforming the organization since the Wilf family purchased the club in 2005. During that time, Wilf and his brother Mark, have focused on creating a world class organization that consistently competes for championships, provides the best fan experience in the NFL, has a positive impact on the community and grows the game of football.

Two of the biggest organizational achievements – opening U.S. Bank Stadium in 2016 and hosting Super Bowl LII in 2018 – have come under the Wilfs' leadership. As the largest construction project in state history, the new stadium employed nearly 8,000 construction workers and already has had a significant economic impact on the region. Wilf served as Honorary Co-Chair of the Minnesota Super Bowl Bid Committee and was successful in bringing Super Bowl LII to Minnesota in 2018. The facility is capable of hosting hundreds of community, national, and international events each year and has also been the home of the 2019 NCAA Final Four and multiple ESPN X Games.

Wilf and his brother Mark led the development of the Vikings new headquarters, Twin Cities Orthopedics Performance Center, which opened in March 2018 in Eagan, Minnesota. As the day-to-day and training camp home of the team, TCO Performance Center also serves as the centerpiece of Viking Lakes, a 200-acre, mixed-use development that will ultimately encompass three million square feet of corporate office, medical, retail, entertainment and multi-family housing. Over the past year, the growing campus has added three sports teams, the national headquarters of USA Curling, the northern office of the United States Tennis Association and the Omni Viking Lakes Hotel to go alongside the Vikings Museum and team store and Twin Cities Orthopedics' sports medicine center and medical office building.

Philanthropy has long been a key point of emphasis for the Wilfs and has been evident throughout the COVID-19 pandemic, during which the Wilf Family Foundations and the Vikings gave over \$5 million in donations and commitments to support health care workers, the elderly, food banks social service organizations and Jewish causes in Minnesota, New York, New Jersey and Israel. Zygi and Mark have been actively engaged with the team's player-led Social Justice Committee. In June 2020, the Wilf Family and the Vikings announced a \$5 million donation to social justice causes throughout the United States, building on their previous donations of \$250,000 in 2018 and have again committed \$250,000 in 2021. The players determined the three areas of focus with the expansion or launch of multiple initiatives in: 1) voter education and registration; 2) educational curriculum on racism and Black history; and 3) law enforcement and criminal justice reform.

Throughout their heavy involvement in business and civic endeavors, the Wilfs have been particularly dedicated to children's health issues. In February 2015, Zygi and Mark donated \$5 million to the University of Minnesota to create the Wilf Family Center. Designed to be the intellectual center of children's health care in the Midwest, the center has an impact extending far beyond the region's borders. In 2017, under the Wilfs' leadership, the Vikings launched the new Vikings Foundation with the mission of advancing the well-being of youth through engaging health and education initiatives. In 2019, the Foundation unveiled Vikings Table, a food truck that provides free meals to underserved children in Minneapolis-St. Paul and surrounding communities. In its first six months of operation, Vikings Table served more than 4,500 meals before shifting its focus during the COVID-19 pandemic to provide an additional 13,000 meals for local non-profits to distribute to families in need.

The journey for Wilf from avid New York Giants fan sitting in the bleachers of Yankee Stadium in the 1960s to taking over the leadership of one of the NFL's proudest franchises has been marked by bold and well-founded business decisions, commitment to family and employees, and appreciation for NFL history. Wilf was recognized in 2013 with the Fritz Pollard Alliance's Tank Younger Award in honor of his commitment to hiring and promoting minority candidates on the football and business side of the Vikings franchise. In spring 2019 the Wilf Family Foundations made a \$1 million donation to the Pro Football Hall of Fame to help the development of a Founders Exhibit that will shine a light on the many contributions of founders and owners of NFL franchises.

Along with his ownership of the Vikings, Wilf is a principal of Garden Homes, a nationwide leader in retail, commercial and private residential development. He was part-owner of the MLS's Nashville SC franchise and a founder of WISE (Wilf Innovative Sports & Entertainment) Ventures, an investment fund based in Manhattan focused on early and growth stage investment opportunities in sports entertainment and real estate. In 2021, Wilf became the lead investor and governor for Orlando City SC and the Orlando Pride.

Wilf, the son of Joseph and Elizabeth Wilf, emigrated with his parents from Europe to the United States in the early 1950s and settled in New Jersey. He attended nearby Fairleigh Dickinson University, earning a bachelor's degree in economics and later graduated from New York Law School in Manhattan. Wilf, and wife, Audrey, have four children.



Zygi Wilf and the Wilf Ownership Group has made connecting with the Vikings Legends a pillar of their ownership focus.



OWNER / PRESIDENT

MARK WILF

Entering his 17th season of ownership in 2021, Minnesota Vikings Owner/President Mark Wilf has led a transformation of the entire organization and has dedicated his focus to four primary areas: building a team that consistently competes for championships, providing the best in class fan experience, positively impacting the Minneapolis-St. Paul community and growing the game of football.

Mark, along with his brother Zygi, oversees the management and strategic planning of every department within the Vikings. He led two of the most significant initiatives in the team's history with the completion of U.S. Bank Stadium and the successful bid to bring Super Bowl LII to Minnesota, creating a lasting impact on the community and the state. The multi-use U.S. Bank Stadium opened in July 2016 and is considered to be in the upper echelon of stadiums throughout the world, having won several awards for its construction and design, operations, and sustainability initiatives. The stadium also provides one of the best fan experiences in all of sports and entertainment. As the largest construction project in state history, U.S. Bank Stadium created thousands of jobs with tremendous economic impact on the region and helped spur more than \$1 billion in surrounding development in the east side of downtown Minneapolis. The facility is capable of hosting hundreds of community, national, and international events each year and has already been the home of Super Bowl LII, the 2019 NCAA Final Four and multiple ESPN X Games.

Wilf also led the development of the Vikings new headquarters, Twin Cities Orthopedics Performance Center, which opened in March 2018 in Eagan, Minnesota. As the day-to-day and training camp home of the team, TCO Performance Center serves as the centerpiece of Viking Lakes, a 200-acre, mixed-use development that will ultimately encompass three million square feet of corporate office, medical, retail, entertainment and multi-family housing. Over the past two years, the growing campus has added three esports teams, the national headquarters of USA Curling, the northern office of the United States Tennis Association and the Omni Viking Lakes Hotel to go alongside the Vikings Museum and team store and Twin Cities Orthopedics' sports medicine center and medical office building.

Philanthropy has been ingrained in the Wilf family for generations. In 2020, during the COVID-19 pandemic, the Wilf Family Foundations and the Vikings gave over \$5 million in donations and commitments to support health care workers, the elderly, food banks, social service organizations and Jewish causes in Minnesota, New York, New Jersey and Israel. Wilf embraces his role as a steward of the franchise and understands the Vikings have been a valuable part of the fabric of life in the region since 1961. Since taking ownership of the team, Mark, Zygi, and the Wilf Family Foundations have provided significant and impactful grants and donations to numerous charitable causes throughout

Minnesota and encourage every player on the roster to take part in community service events. In June 2020, the Wilf Family and the Vikings announced a \$5 million donation to social justice causes throughout the United States, and their continued work with players is focused on three areas: 1) reducing socioeconomic disparities; 2) implementing educational curriculum on racism and Black history; and 3) advocating for law enforcement and criminal justice reform.

The Wilfs have also made children's health a priority, most notably donating \$5 million to the University of Minnesota Masonic Children's Hospital and creating the Wilf Family Center. The Center is designed to be the intellectual hub of children's health care in the Midwest. In 2017, under the Wilfs' leadership, the Vikings launched the Minnesota Vikings Foundation with the mission of advancing the well-being of youth through engaging health and education initiatives. In 2019, the Foundation unveiled Vikings Table, a food truck that provides free meals to underserved children in Minneapolis-St. Paul and surrounding communities. In its first six months of operation, Vikings Table served more than 4,500 meals and since the COVID-19 pandemic, has provided over 13,000 meals to families in need. In addition, the Wilf Family Foundations made a \$1 million donation to the Pro Football Hall of Fame in 2019 to help create a Founders Exhibit which will shine a light on the many contributions of founders and owners of NFL franchises.

Wilf serves as Chair of the Board of Trustees for National Campaign Chairman for the Jewish Federations of North America (JFNA). A longtime supporter of the Jewish community, Wilf and his family are among the largest benefactors of Yad Vashem, the Holocaust memorial museum in Israel.

Wilf is a principal of Garden Homes, his family's real estate firm, a nationwide leader in retail, commercial and private residential development. In 2018, Wilf and his family launched WISE (Wilf Innovative Sports & Entertainment) Ventures, an investment fund based in Manhattan. WISE focuses on early and growth stage investment opportunities in sports, entertainment and real estate. In 2021, Wilf became the lead investor and governor for Orlando City SC and the Orlando Pride.

Wilf earned his bachelor's degree from Princeton University, where he served as the radio voice of Princeton Tigers football and basketball. He later graduated from the New York University School of Law before becoming a principal in the family business. Wilf currently serves on several boards, including Vanderbilt University, the NYU School of Law, the Princeton Varsity Club and he serves as a Trustee of Yeshiva University. Wilf is chair of the NFL Stadium Committee and serves on the Business Ventures Committee and Fan Engagement and Major Event Committee.

Wilf and his wife Jane, who is also heavily involved in philanthropic activities, have four children.



The Vikings Ownership Group welcomed Kevin Williams into the Vikings Ring of Honor during 2021 Mini Camp.



OWNER/VICE CHAIRMAN

LEONARD WILF

Leonard Wilf joins cousins Zygi and Mark Wilf with the Vikings ownership group as Vice Chairman of the team for the 17th season in 2021. Away from the Vikings, Wilf also serves as President of family-owned Garden Homes Development, a nationwide leader in retail, commercial and private residential development based in New Jersey and New York. Garden Homes celebrated their 60th year of business in 2014.

Wilf earned his bachelor's degree, Cum Laude, from Boston University. Following his undergraduate work, Wilf graduated with a law degree from Georgetown University.

During his tenure at Georgetown, Wilf was editor of the Georgetown Law Review. Wilf went on to receive a Master of Law in Taxation from New York University.

In 2012, Wilf was recognized for his progressive work with charities and named to the board of the NFL Foundation and also serves on the NFL Legislative Committee. Active with several professional and civic groups, Wilf is Vice Chairman on the Board of Trustees of NYU and the NYU Law School. Wilf is former Chairman of the American Society of Yad Vashem and a Board Member of New York Presbyterian Hospital. He is an involved member of the International Council of Shopping Centers, New York Athletic Club and Wilf was appointed a national trustee of The First Tee Program. Wilf is also active in veterans causes, having The Lincoln Awards, a concert and show which aired on the Public Broadcasting System to honor vets.

An avid sportsman, Wilf enjoys snowshoeing, golf, and deep sea fishing. His interest in NFL football was developed with his cousins from his youth.

Philanthropy has long been a key point of emphasis for the Wilfs and has been evident through-out the COVID-19 pandemic,

during which the Wilf Family Foundations and the Vikings gave over \$5 million in donations and commitments to support health care workers, the elderly, food banks social service organizations and Jewish causes in Minnesota, New York, New Jersey and Israel. The Wilfs have been actively engaged with the team's player-led Social Justice Committee. In June 2020, the Wilf Family and the Vikings announced a \$5 million donation to social justice causes throughout the United States, building on their previous donations of \$250,000 in 2018 and 2019. The contributions from the fund will be determined in part through collaboration with the players and directed towards organizations fighting hate, racism, and inequality.

In spring 2019 the Wilf Family Foundation made a \$1 million donation to the Pro Football Hall of Fame to help the development of a Founders Exhibit to shine a light on the many contributions of founders and owners of NFL franchises. The display will cover the entire history of the NFL with a special emphasis on "Women of the NFL" and opened in 2020 in conjunction with the NFL's Centennial Celebration.

Wilf and his wife, Beth, have four children and are active members of the community through the Metropolitan Museum of Art and Central Park Conservancy. Wilf was appointed by President Clinton to the U.S. Holocaust Memorial Council in January 1997 and spearheaded the construction of the Metrowest Campus of UJA-Federation in East Hanover, NJ. He and his family reside in Florida.

WILF FAMILY DONATES TO PRO FOOTBALL HALL OF FAME

On March 26, 2019 the Pro Football Hall of Fame was the recipient of a \$1 million donation from the Wilf Family Foundations led by Minnesota Vikings owners Zygi Wilf, Mark Wilf and Lenny Wilf. The generous gift supports the Pro Football Hall of Fame's programming built around its important mission to "Honor the Heroes of the Game, Preserve its History, Promote its Values and Celebrate Excellence Everywhere."

The funding allowed for the creation of a special "Founders Exhibit" at the Hall of Fame. The exhibit will shine a light on the role of many founders and owners of National Football League franchises. The story will high-light the impact these men and women have had on the growth of the league and the effect on communities across the country. The exhibit will cover the complete history from the start of the NFL nearly a century ago through today and will include a special component for "Women of the NFL."

"The Pro Football Hall of Fame deeply appreciates the generosity of the Wilf Family. Zygi Wilf, Mark Wilf, and Lenny Wilf are great ambassadors for this game and the impact it has on millions of fans across the country and the world," Hall of Fame President & CEO David Baker stated. "Thanks to the support from the Wilf Family Foundations, the Hall of Fame will be able to enhance our programming that inspires generations of fans by focusing on values such as commitment, integrity, courage, respect and excellence."

"We have such a strong appreciation for what the NFL has meant, and continues to mean, to our family and to so many people around the world," said Vikings Owner/President Mark Wilf. "While football is the ultimate team sport, it also has a unique ability to bring communities together and teach lessons applicable to everyday life. We want to honor those who helped make the game what it is today and further commemorate the NFL's first 100 years."





OWNERSHIP PARTNER

DAVID MANDELBAUM

David Mandelbaum has served as General Partner of Interstate Properties since 1968, a trustee of Vornado Realty since 1979 and Director of Alexander's, Inc. since 1995. Mandelbaum has been a member of the law firm Mandelbaum & Mandelbaum, P.A. since 1967 and holds a law degree from Harvard. He earned his undergraduate degree at Princeton University. Mandelbaum and wife, Karen, have been married for more than 50 years. The couple has four sons, Richard, Michael, Jeffrey and Jonathan and resides in Livingston, NJ.



OWNERSHIP PARTNER

SCOTT LANDIS

Scott Landis has served as a principal of The Landis Group since 1996, successfully operating and managing the company's assets. The Landis Group, which was established in 1967 by Scott's father Alan B. Landis, has developed, owned, or operated in excess of 20 million square feet of Class A real estate primarily in the tri-state area. One of their most noteworthy projects is Carnegie Center in Princeton, New Jersey, a 560-acre mixed use development. Under his leadership, Scott has been responsible for acquiring and favorably repositioning over 8 million square feet of real estate. As a principal, Scott has directed acquisitions, leasing, asset management, property management, construction and development.

Aside from Scott's contributions within the industry, he devotes considerable time and philanthropy to many organizations, including serving as a Board of Trustee member at The Hun School of Princeton, as well as serving on the Board of Directors of The Urban Assembly, reaching over 9,000 of New York City's most underserved children. He was a recipient of the Easter Seals award for Continuous Commitment. In addition, Scott also received The King Award from The Parkinson Alliance.

Scott and his wife, Amy, reside in New York City with their four children; Matthew, Chloe, Charlotte and Annabelle.



Since moving into U.S. Bank Stadium beginning in 2016, the Vikings rank among the NFL leaders in home-field advantage. The Vikings have gone 26-14 inside their new home, tied for the 4th-most wins in the NFC over that span, only 3 games off the top spot.



CHIEF OPERATING OFFICER

ANDREW MILLER

Andrew Miller is entering his 3rd season as Chief Operating Officer of the Minnesota Vikings after being named to the position on August 12, 2019. In his role as COO, Miller works alongside Vikings ownership and executive leadership in developing the organization's vision and the strategy for all business departments.

In 2020, Miller was responsible for guiding the Vikings front office through the coronavirus pandemic following the office closure on March 13. Under his leadership, the Vikings formed both an Internal COVID-19 Committee and an Incident Management Team to direct safety protocols at TCO Performance Center and U.S. Bank Stadium during the 2020 season, as well as to plan for the safe office return for all staff members in 2021. Despite the challenges of working remotely, Miller kept employees focused on using the team's platform to positively impact the community via COVID-19 relief efforts and providing a best-in-class fan experience through virtual events. Miller also served as co-chair for the Minnesota Safe Sports Venues Task Force, consisting of executives from the Minnesota professional sports organizations and the University of Minnesota with a mission of bringing fans safely back into stadiums, arenas and ballparks.

Following the 2020 murder of George Floyd in Minneapolis, Miller led the Vikings response, engaging the team's leadership, players, diversity and inclusion council, staff, and alumni to open internal dialogue and determine the best way to use the organization's platform to influence positive change in the community. He has emphasized the Vikings commitment to eliminating racism, influencing positive reform of law enforcement, promoting racial and social equity through education and food security and building an internal culture that champions diversity and inclusion.

Miller previously served as the Executive Vice President of Business Operations for the Toronto Blue Jays from May 2016 to September 2019. In Toronto, Miller was responsible for managing all business operations of the club and Rogers Centre, with a focus on understanding and enhancing the fan experience. He worked closely with the other members of the executive leadership team on organizational strategy and championed the implementation of new business departments concentrated on fan engagement, fan services, strategy and analytics. Miller also oversaw the improvement of business-related systems and processes. He led initiatives in Toronto focused on creating a positive impact by growing the sport of baseball across Canada. Miller also led exten-

sive work on facility renovations and capital improvements for Rogers Centre and the Blue Jays spring training facility upgrades with previous experience doing the same at the Cleveland Indians.

Prior to joining the Blue Jays, Miller spent 10 seasons with the Cleveland Indians, with the final four as Senior Vice President of Strategy & Business Analytics. He first joined the organization in 2006, serving as Baseball Operations Assistant for the 2007 season and Assistant Director of Baseball Operations for the 2008 and 2009 seasons before being promoted to assist Mark Shapiro during his transition to team President from 2010-12. Miller's highlights during his time in Cleveland include playing a lead role in the development, construction and operations of the club's Goodyear Player Development Complex in Arizona and the renovation of Progressive Field.

Before entering professional sports, Miller spent nearly seven years working in the investment banking and venture capital industries and earned a JD-MBA at Northwestern University in 2007. He graduated with a BS in Business Administration from the Haas School of Business at the University of California, Berkeley, in 1997 where he also spent four years as a left-handed pitcher for the Golden Bears baseball team.

Miller serves on the board of directors for the Minneapolis Downtown Council, the Minnesota Vikings Foundation and Teach for America Twin Cities. He also participates in CEOs Against Cancer. Miller and his wife, Jill, are the parents of Alana, Evan and Adley.





GENERAL MANAGER

RICK SPIELMAN

Rick Spielman enters his 10th season as General Manager of the club and 16th overall with the Vikings in 2021, the 31st season he has worked in the NFL. The Vikings have won 4 NFC North titles and the playoffs 6 times in the past 13 seasons.

Spielman joined the Vikings as Vice President of Player Personnel on May 30, 2006 and directed scouting, free agency and draft preparations for the club before taking on General Manager duties for 2012. Spielman has climbed the ranks of NFL personnel departments with Detroit, Chicago and Miami prior to joining the Vikings. Spielman's tenure with all 3 franchises has been highlighted by drafting impact players throughout the seven rounds and making key trades and free agency acquisitions. Spielman's teams have won 7 divisional titles and made the playoffs 11 times. Spielman was named NFL Executive of the Year by Pro Football Weekly in 2017.

The Vikings have drafted players who have made immediate impacts on the club under Spielman's direction. The team has used 17 picks in the 1st round since Spielman joined the club. Of those 1st-rounders 8 were All-Rookie selections, 5 were Pro Bowlers as rookies, Adrian Peterson (2007) and Percy Harvin (2009) were each named Associated Press Offensive Rookie of the Year, Patterson was a 1st-Team Associated Press All-Pro and Jefferson earned 2nd-Team AP All-Pro honors, only the 2nd rookie WR in the NFL since Randy Moss achieved All-Pro in 1998. In 2012, Peterson was named Associated Press NFL MVP. Peterson and Cordarrelle Patterson were each named to the 2010's NFL All-Decade Team.

Since Spielman began directing the Vikings drafts and personnel from 2007-present, the Vikings drafted 16 players (Peterson, Rice, Harvin, Rudolph, Walsh, Kalil, Patterson, Griffen, Smith, Barr, Bridgewater, Rhodes, Hunter, Cook, Kendrick, Jefferson), signed 6 as free agents (Brett Favre, Jerome Felton, Linval Joseph, Adam Thielen, Kirk Cousins and C.J. Ham) and acquired 1 in trade (Jared Allen) who have gone on to earn Pro Bowl honors. Under Spielman's drafting, 17 Vikings have earned All-Rookie honors, highlighted in 2020 by Jefferson and CB Cameron Dantzler.

In an unsettled 2020 season that did not have an off-season program and was played in empty stadiums the Vikings battled through a rash of injuries and relying heavily on rookies in key roles. The team fought back from a 1-5 start to finish 7-9 and showed a glimpse of the future of the team with Justin Jefferson's record-setting season with 88 catches and 1,400 yards. A pair of rookie CBs, Jeff Gladney and Dantzler, were the regular starters and gained valuable experience. Cook ranked 2nd in the NFL in rushing with a career-best 1,557 yards and scored 17 TDs, 16 of those on the ground.

The 2019 Vikings went 10-6, earned a playoff berth, won their Wild Card round matchup at New Orleans 26-20 in OT and advanced to the Divisional Round. The Vikings defense saw LB Eric Kendricks earn 1st-Team AP All-Pro honors for the 1st time in his career.

In 2018, the club had record-setting performances from 1st-year free agent QB Kirk Cousins and posted an 8-7-1 mark, narrowly missing the playoffs. Hunter and Smith both earned AP All-Pro honors and on offense the duo of Thielen and Diggs became the 1st Vikings to each have 100+ catches in a season.

The 2017 Vikings advanced to the NFC Championship Game following a 13-3 regular season and claimed the NFC North title. The club displayed quality depth and emerging talent throughout the season en route to the 2nd-most wins in a season in team history.

In 2016, Rhodes and Joseph each earned their 1st Pro Bowl honors, joining Griffen (2nd), Smith (2nd) Barr (2nd) and Patterson (2nd).

In 2015, the Vikings took the NFC North title away from 4-time defending champion Green Bay on their home field in the regular season finale, posting an 11-5 mark and hosting a Wild Card playoff game against Seattle. The Division title was the 1st in Minnesota since 2009 and the team got big contributions from the rookie class. Kendrick became the 1st rookie

to lead the team in tackles since the inaugural season in 1961 and Diggs became the 1st rookie to lead the team in receptions. Barr, Bridgewater, Griffen, Peterson, and Smith earned Pro Bowl honors in 2015.

The 2014 Vikings had rookie 1st-rounders Barr and Bridgewater both earn Player of the Week accolades and Bridgewater was named the QB of the All-Rookie team by PFWA and voted by fans as the Pepsi Rookie of the Year. Griffen led the team with 12.0 sacks and earned NFC Defensive Player of the Month honors in September.

In 2013, Patterson re-wrote the Vikings and NFL record books and showcased his unique play-making ability. He tied an NFL record for the longest play in league history and notched the longest KO return in NFL history with a 109-yard score vs. Green Bay (10/27/13).

The 2012 Vikings relied heavily on contributions from the rookie class and newly-acquired free agents to go 10-6 and earn a Wild Card Playoff berth. Peterson ran for 2,097 yards to finish 9 yards shy of the NFL single-season record.

In 2008 the Vikings engineered a pre-draft trade to land Allen from Kansas City, who has earned All-Pro and Pro Bowl honors in 2008 and 2009. The club signed Favre as a free agent entering 2009 and the veteran QB directed one of the most exciting seasons in team history and set career-bests in several offensive categories. The 2009 Vikings boasted an NFL-best 10 players who earned Pro Bowl honors.

Spielman began his NFL career as a scout with Detroit in 1990 and worked with the club in college scouting for 5 seasons before adding pro scouting duties in 1995 and '96. He moved to Director of Pro Personnel for the Bears from 1997-99 before joining the Dolphins in 2000 as Vice President of Player Personnel. He was promoted in 2002 to Senior Vice President-Football Operations/Player Personnel and eventually General Manager in 2004. Spielman left the Dolphins during the 2005 off-season and worked with ESPN as an NFL analyst before joining the Vikings. While with Miami for 5 seasons, the team had a winning record 4 times, won the AFC East in 2000 and went to the playoffs in 2000 and 2001 but missed the playoffs in 2002 and 2003 despite 9-7 and 10-6 records respectively.

Spielman got his first taste of NFL personnel analysis as a college scout with Detroit from 1990-94 and added pro scouting responsibilities for his final 2 seasons (1995-96) in the Motor City. The Lions enjoyed one of the finest stretches in franchise history in the early 1990s, winning a pair of NFC Central titles in 1991 and 1993 and the team advanced to the playoffs in 1991, '93, '94 and '95. The 1991 team set a franchise record with a 12-4 regular season mark, hosted and won a playoff game for the first time since 1957 and advanced to the NFC Championship Game against Washington.

Following Spielman's playing career at Southern Illinois from 1983-86 he was invited to training camp with the San Diego Chargers (1987) and Lions (1988). His younger brother, Chris, was a Pro Bowl LB who played 11 NFL seasons with Detroit (1988-95) and Buffalo (1996-98).

Spielman has a bachelor's degree from Southern Illinois and a master's from Ohio State. He and his wife, Michele, have been active with children's charities and the couple has adopted six children.



EXECUTIVE VICE PRESIDENT - PUBLIC AFFAIRS

LESTER BAGLEY

Lester Bagley brings more than three decades of public affairs and communications experience to his role as Vikings Executive Vice President of Public Affairs. Currently in his 17th season with the Vikings, Bagley oversees the team's communications, public affairs and community relations programs.

Bagley serves on the Minnesota Vikings executive management team and works closely with team owners Zygi, Mark and Lenny Wilf. Bagley plays a key role in Vikings management as the club prepares to welcome fans back to U.S. Bank Stadium in 2021 following the unprecedented 2020 season that kept fans away during the Covid-19 pandemic. Bagley also works with Vikings ownership as they continue to build a sports, entertainment and real estate business, outside of the Vikings. He has worked with the Wilf family on several projects including the development of the Viking Lakes campus and the acquisition of the Orlando City Soccer Club, the Major League Soccer organization which the Wilf family purchased in July 2021.

Bagley is part of the Vikings leadership team that planned and designed Twin Cities Orthopedics Performance Center, the state-of-the-art Vikings team headquarters, which opened in 2018. The Vikings team headquarters and practice facility occupy approximately 40 acres of the 200-acre Viking Lakes campus in Eagan, MN. The vision for this broader development includes a medical office building, a sports performance center, new residences and other mixed uses to create a live-work-play destination. In October 2020, the Omni Vikings Lakes Hotel, a four-star hotel and conference center opened on Viking Lakes campus. Bagley works with the hotel ownership group on creating events and collaborations with key stakeholders.

The Vikings organization has created an outstanding fan experience at its team headquarters through Verizon Training Camp and through the Vikings Prep Spotlight, the program that has hosted eight high school football games at TCO Stadium during 2018 and 2019. Bagley has played a leadership role on these programs and other significant community outreach programs, including working closely with the team's Social Justice Committee, a Vikings player-driven effort striving for racial justice and equity.

During his tenure at the Vikings, Bagley played a leadership role on one of the most significant accomplishments in franchise history – securing legislative and community support for the iconic U.S. Bank Stadium. The \$1.1 billion multi-purpose facility, the largest construction project in Minnesota history, has proven to be one of the finest stadiums in the world. U.S. Bank Stadium has won several awards for its construction, design and operation. Bagley also served on the executive board and played a significant role in securing and delivering the very successful Super Bowl LII at U.S. Bank Stadium, played on February 4, 2018.

On behalf of the Vikings, Bagley has developed many impactful relationships in Minnesota, in the NFL and throughout professional and collegiate sports. The Vikings organization enjoys excellent relationships with elected officials, media, and business, labor and community leaders. Bagley currently serves as vice chair of the Minnesota Vikings Foundation and serves on the boards of the Minnesota Chamber of Commerce, the Public Affairs Council and the St. Thomas Academy Fathers' Club.

In addition, Bagley serves on the executive board of Minnesota Sports & Events, which is focused on bringing major sporting events to the Minneapolis-St. Paul market, including the Super Bowl, Men's and Women's NCAA Final Fours, the NFL Draft, X Games and other events. Bagley recently completed his term as the 2019 chair (Head Coach) of Twin Cities Dunkers, a Minneapolis-based group of business and civic leaders who host prominent sports figures and raise funds for youth and high school athletics.

A native of Barron, WI, Bagley began college at the University of Minnesota before graduating from the University of California at Los Angeles (UCLA). He served as a White House intern and studied at the University of Oxford during his undergraduate days. Bagley and his wife Wendy, who is a graduate of the College of St. Catherine, reside in Minneapolis with their sons Michael and Charlie.



EXECUTIVE VICE PRESIDENT OF REAL ESTATE AND STRATEGIC PROJECTS

DON BECKER

Don Becker, Executive Vice President of Real Estate Development and Strategic Projects, began working with the Vikings organization in January, 2007 on the new stadium initiative, working side-by-side with the Vikings ownership and executive team on identifying the best location, best design and overseeing first-class quality construction to build U.S. Bank Stadium.

Serving as Project Executive for the stadium project, Don coordinated all design and construction activities for the new stadium, which went on to be awarded the International Stadium Project of the Year by Stadium Business in 2017.

Becker supported the key executives working on the project financing, sales and marketing initiatives, entitlements and sponsorships, branding and signage, transportation improvements, legal agreements and other stadium-related projects. Don worked hand-in-hand with Kevin Warren, Steve Poppen, Steve LaCroix and Lester Bagley as they managed these initiatives, and in partnering with the Minnesota Sports Facilities Authority, the State of Minnesota and the City of Minneapolis on the stadium project. Becker also worked with the executive team and ownership on the initiative to bring the Super Bowl to U.S. Bank Stadium in 2018.

After completing U.S. Bank Stadium, Don worked with the Vikings executive team and the Wilf Family in securing the land and completing the design and construction of Twin Cities Orthopedics Performance Center, the practice facility and headquarters for the

Minnesota Vikings. Don also worked on the design and construction of the mixed-use development at the 200-acre Viking Lakes campus, including the medical office building and Training Haus for Twin Cities Orthopedics, and the Viking Lakes Innovation Center. Don led the design, construction and manager selection for the 320-room, 4-star Omni Viking Lakes Hotel opened in October, 2020, and is orchestrating the 800 units of residential apartments at Viking Lakes, which will begin opening in September, 2021. Don managed the development of the 204-unit residential apartment project at 240 Park Avenue in downtown Minneapolis, which opened in February, 2021.

Becker is also a principal and project executive for Garden Homes Development LLC based in Short Hills, NJ and Skylines Developers LLC in New York, NY. In his role with Garden Homes, he works with members of the Wilf Family and other team members in designing and constructing mixed-use development projects in Manhattan, and working on debt financings and equity investments undertaken by the Wilf Family.

Don graduated from Pace University with a BBA in accounting and MBA in taxation and finance, and has a JD degree from Rutgers Law School and an LL.M degree from New York University School of Law. Becker and his wife, Julie, reside in New Jersey and have 3 children, Anna, Caroline and Daniel.



EXECUTIVE VICE PRESIDENT - FOOTBALL OPERATIONS

ROB BRZEZINSKI

Rob Brzezinski enters his 29th season in the NFL and 23rd with the Minnesota Vikings in 2021. Brzezinski serves as Executive Vice President-Football Operations and provides the Vikings broad-based management expertise and the value of being one of the most experienced NFL executives in the modern (post 1992) Collective Bargaining Agreement era.

Brzezinski has been with teams that have finished .500 or better in 20 of his 28 NFL seasons and has been part of 13 playoff seasons.

The Vikings benefit from Brzezinski's extensive knowledge and strategic salary cap management and a philosophy that has aided in the retention of core players, the addition of key free agents and the overall talent and depth of the team. As the Vikings lead contract negotiator Brzezinski has negotiated contracts totaling more than \$1 billion including high-profile contracts for players such as Randy Moss, Steve Hutchinson, Jared Allen, Brett Favre, Adrian Peterson and Kirk Cousins. Brzezinski joined the Vikings in 1999 as Director of Football Administration and was promoted to Vice President of Football Administration in 2001. He was elevated to his current position as Executive Vice President-Football Operations in 2014.

Prior to joining the Vikings, Brzezinski spent 6 seasons (1993-98) with Miami where he rose to Staff Counsel/Salary Cap.

Brzezinski works closely with General Manager Rick Spielman and Head Coach Mike Zimmer on all football-related matters and strategic planning. Brzezinski's key responsibilities include salary cap management, negotiation of player contracts, football operations/administration and CBA compliance. Brzezinski also played a role in assisting to design the football space in U.S. Bank Stadium and Twin Cities Orthopedics Performance Center.

Brzezinski has extensive NFL management experience, has worked as the top football executive, and has experience in managing the business operations of an NFL franchise and, while in Minnesota, transformed a substantial salary cap deficit into a long-term competitive advantage. Brzezinski has had the privilege of working for some of the most successful and decorated head coaches in NFL history, including Don Shula, Jimmy Johnson and Dennis Green.

In 2004 Brzezinski was invited to participate in the NFL-Stanford Program for Managers at the Stanford Graduate School of Business, an NFL program to promote development of leaders within the League.

In Miami, Brzezinski assisted in managing business affairs, salary cap administration, player contract negotiations, operations and legal affairs. In his tenure, the Dolphins compiled a 55-41 regular-season record and made the playoffs four times.

Brzezinski earned degrees from Nova Southeastern University in Fort Lauderdale, a Juris Doctorate in 1995 and a Bachelor of Science in education in 1992. In addition, Brzezinski is a member of the Florida Bar. Brzezinski and his wife, Leah, who has earned a doctoral degree in education, have 5 children: Ki, Grace, Jae, Anna and Rose. The Brzezinski family, who reside in Edina, founded Arete Academy in 2014, a school in Minnesota dedicated to educating students who are twice exceptional and are active in the community raising awareness for adoption-related causes.



EXECUTIVE VICE PRESIDENT & CHIEF PEOPLE AND CULTURE OFFICER

LARA JURAS

Lara Juras is in her fourth season with the Vikings after joining in 2018 as the club's Vice President of People & Culture and promoted to her current position in 2020. With the Vikings, Juras is responsible for the standard human resource functions such as hiring, health and welfare benefits, professional development and workplace culture.

With an emphasis on diversity, she led the addition of the team's director of inclusion & employee investment, as well as the formation of the organization's diversity and inclusion council. Juras has also been a member of the Vikings Covid Committee since March 2020 and has played a critical role in ensuring the safety and health of Vikings staff members throughout the pandemic. Juras plays a key role in planning for the return of fans to U.S. Bank Stadium after the unprecedented 2020 season.

Prior to her move to Minnesota, Juras spent nearly 20 years in Major League Baseball with stints at both the Atlanta Braves and the Detroit Tigers. During her tenure with the Braves, she held

stints as the team's director of human resources, vice president of human resources and senior vice president of human resources. Juras helped facilitate a major organizational restructure and led the transition team during the Braves' relocation from Turner Field to SunTrust Park. She also served as an advisor for the Braves' Front Office Women's "Lean In" Business Resource Group.

Juras received her Bachelor of Arts degree in economics and communications from Albion College in Michigan. She and husband, Paul, reside in Woodbury with their children, Kiana and Joshua.



MARTIN NANCE

EXECUTIVE VICE PRESIDENT & CHIEF MARKETING OFFICER

Martin Nance serves as Executive Vice President and Chief Marketing Officer for the club, where he's responsible for developing fan engagement strategy through marketing, content and brand initiatives. Nance manages multiple departments, including marketing, sponsorship activation, events, premium services, creative, sales analytics & engagement and Vikings Entertainment Network.

Nance joined the organization in 2020 with over 10 years of leadership experience in strategic marketing programs, advertising, branding, fan engagement and customer relations for PepsiCo/Gatorade, previously serving as the Senior Director of Marketing and Sports Intelligence. Prior to his move to senior director, Nance served in a number of roles for PepsiCo/Gatorade from 2011-20, including Director of Marketing and Head of Gatorade Athlete Activation (2018-20), Senior Marketing Manager of Gatorade Brand Strategy (2015-18), Marketing Innovation Manager (2013-15) and Marketing Associate

Manager (2011-13).

As an NFL WR, Nance spent time with Buffalo, Minnesota and Pittsburgh from 2006-09, seeing game action with the Vikings as a rookie in 2006 and finishing the 2009 season as a Super Bowl XLIII Champion with the Steelers. He began his post-playing business pursuits with the NFL office in 2011, working on corporate development activities for both team organizations and league revenue generation.

Nance graduated with a BS in Accountancy from Miami University of Ohio in 2005, and later went on to earn his MBA at the University of Michigan Ross School of Business and a certificate in Executive Education from the Harvard Business School. Nance currently serves on the boards of Miami University's athletic department and Beyond Sports Foundation. He and his wife, Minya, have two daughters, Alina and Ava.



KARIN NELSEN

EXECUTIVE VICE PRESIDENT & CHIEF LEGAL OFFICER

Karin Nelsen, who is in her 6th season with the Vikings, was promoted to her current role in 2020. She serves as the team's Chief Legal Officer and is responsible for the organization's legal functions as well as relationships with outside counsel. In her role, Nelsen plays a lead role in the Vikings philanthropic work, which includes community relations, youth football and the Minnesota Vikings Foundation. She is also active in furthering the diversity and inclusion efforts of the team.

Nelsen has served as a member of the Vikings Covid Committee since March 2020, providing leadership on the development and implementation of the team's Covid protocols and incident response plans. Nelsen plays a key role in the club's planning to welcome fans back to U.S. Bank Stadium in 2021 following the unprecedented 2020 season impacted by the Covid-19 pandemic.

Nelsen joined the Vikings after 18 years with Cargill, Incorporated. During her tenure at Cargill, she served in leadership roles including North America General Counsel, Asia Pacific General Counsel and European Deputy General Counsel. She spent 6 years working abroad with assignments in Moscow, Geneva, and Singapore. Prior to joining Cargill, she was a litigator in Seattle and Minneapolis law firms and was also a CPA at Touche Ross before beginning law school.

Nelsen earned her law degree at the University of Iowa Law School and her bachelor's degree in accounting from Minnesota State University, Mankato. She currently serves on the board of directors for the Iowa Law School Foundation and the Minnesota Vikings Foundation, as well as the Advisory Board of the Page Education Foundation.



JOHN PENHOLLOW

EXECUTIVE VICE PRESIDENT & CHIEF REVENUE OFFICER

Currently in his 9th season with the Vikings and his 16th in the NFL, John Penhollow serves as Executive Vice President & Chief Revenue Officer for the club, where he leads the strategy, design, development, sales & execution of U.S. Bank Stadium, Twin Cities Orthopedics Performance Center and Vikings corporate partnerships and premium seating sales efforts. He also oversees the organization's effort to integrate technology and infrastructure into the stadium's design to enhance the fan experience and maximize corporate revenue.

Penhollow has led the organization's Covid response with sponsors, suite holders and the league on partnership-related issues and plays a key role in welcoming fans back to U.S. Bank Stadium in 2021. Penhollow is responsible for the Vikings revenue-generation depart-

ments, including corporate partnerships, premium sales, ticket sales and operations.

Prior to joining the Vikings, Penhollow was Vice President of Corporate Sales & Service for the Cleveland Browns, overseeing all aspects of revenue generation. Prior to his work in Cleveland, he held senior level sales and management positions with the National Basketball Association, Miami Dolphins and New York Yankees, where he was a key leader in the design and sales of landmark corporate partnerships tied to the opening of the new Yankee Stadium.

Penhollow earned his bachelor's degree at Kent State and his master's at Canisius College. He and wife, Meredith, have three children, Grace, Scarlett and Walker. The family resides in Excelsior.



STEVE POPPEN

EXECUTIVE VICE PRESIDENT & CHIEF BUSINESS ADMINISTRATION OFFICER

Currently in his 23rd season with the Vikings in 2021, Steve Poppen serves as the team's Executive Vice President & Chief Business Administration Officer after serving as the club's EVP and Chief Financial Officer. In his role, Poppen continues to work with the accounting and finance, security, facilities and IT departments along with financing and operations of U.S. Bank Stadium and Twin Cities Orthopedics Performance Center. Poppen also serves as an EVP and CFO of MV Ventures, LLC, the Wilf Family's Minnesota real estate development and operations entity. MV Ventures is responsible for development and operations of the Viking Lakes campus in Eagan. Poppen plays a key role in the club's plans to welcome fans back to the stadium in 2021 after the unprecedented difficulties presented in 2020 by the Covid-19 pandemic.

As a project leader on the TCO Performance Center facility, Poppen was involved daily with financing, design, construction and cooperation with city, county and regional governing bodies that kept the project on track.

For several years Poppen played a lead role in the Vikings attempts to pass new stadium legislation, an exhaustive effort that culminated with Governor Mark Dayton signing the stadium bill into law on May 14, 2012. After passage of the stadium legislation, Poppen continued to serve on the Vikings stadium team, working with the design and construction process and was part of the executive group that negotiated the team's use agreement and development agreement, as well as other documents governing the construction and day to day operations of the new publicly-owned facility. Poppen also oversaw the Vikings efforts to finance the over \$600 million team/private commitment to the project. In 2013, he helped secure \$425 million in loans from the NFL and a bank syndicate led by U.S. Bank as part of the team contribution.

The passage of the stadium bill not only secured the team in Minnesota but also gave Vikings fans a premier venue to watch their team beginning in the 2016 NFL season. Along with Vikings football, the multi-purpose facility hosted Super Bowl LII in February 2018, the NCAA Final Four basketball tournament in April 2019, and has been designed to host other national and international events, including concerts, high school and amateur sports and other community events.



KATE SHIBILSKI

EXECUTIVE VICE PRESIDENT & CHIEF FINANCIAL OFFICER

Kate Shibilski is in her 8th season with the Vikings in 2021 and moved into her current role in 2020. She oversees all of the accounting and finance functions of the team and has played a critical leadership role in the organization's budgeting and financial planning throughout the Covid pandemic. In her new role, she will be responsible for continued leadership of the Vikings finance and accounting functions, U.S. Bank Stadium operations and will work in partnership with the development of Viking Lakes.

Shibilski began her career in public accounting, spending six years at Deloitte & Touche. She spent the next five years with Minnesota's leading technology retailer, Best Buy, where she held various accounting and finance roles. After beginning in the accounting function focused on technical compliance and process development for strategic initiatives, she transitioned into devel-

oping and leading the new standard of financial planning for and performance management of all U.S. retail stores.

A native of North Mankato, MN, Shibilski graduated from the University of St. Thomas in St. Paul. She, her husband Joe, and sons, Jaxton and Rylan, reside in Edina.

U.S. Bank Stadium is an elite venue and unrivaled experience in the NFL. The design features for which the Vikings fought include the most fan-friendly and most technologically-advanced stadium in the League. It provides an indoor-outdoor experience that is ideal for the Greater Minneapolis/St. Paul market. The progressive architectural design is a signature element on the Minneapolis skyline.

A native of Watertown, SD, Poppen spent eight years as a Certified Public Accountant in the business assurance group of PricewaterhouseCoopers LLP in Kansas City before joining the Vikings. In 2006, Poppen participated in the NFL-Stanford Program for Managers at the Stanford Graduate School of Business, a program developed by the NFL to promote growth of leaders within the League.

Poppen received his bachelor's degree in accounting from Evangel University in Springfield, MO, in 1991. Poppen played football at Evangel, an NAIA member of the Heart of America Athletic Conference. Poppen is an active member of his community and either serves or has served on several boards and committees that have missions that are in alignment with his values and interests. Poppen's past board service includes Minnesota Adult and Teen Challenge, a faith-based drug and alcohol rehabilitation program for Minnesota adults and teens, Minneapolis Downtown Council and Downtown Improvement District, and the Minnesota State Fair Foundation. Poppen's current board service includes Twin Cities Habitat for Humanity where he serves on its Lending Committee, Finance Committee and Development Committee. Poppen also currently serves as an Independent Trustee of the M3SIXTY Trust, and 360 Funds Trust, two mutual fund investment trusts based in Kansas City, Missouri.

Poppen and his wife, Christy, who holds a bachelor's degree in elementary education from Evangel, have four children - Natalie, Andrew, Nathan and Avery. The Poppen family resides in Eden Prairie.



OWNER/EXECUTIVE VICE PRESIDENT - STRATEGIC PLANNING & BUSINESS INITIATIVES

JONATHAN WILF

Jonathan Wilf is in his 16th season as a member of the Vikings ownership group and his 8th as the team's Executive Vice President - Strategic Planning and Business Initiatives. In his position, Wilf serves on the Vikings management team and plays a leadership role in developing revenue-generating initiatives for the organization as well as enhancing and expanding technology applications within the Vikings and at U.S. Bank Stadium. Wilf was involved in the planning of U.S. Bank Stadium and the state-of-the-art TCO Performance Center, which serves as the club's headquarters and training facility in Eagan.

In addition to his leadership role with the Vikings, Wilf is President and Co-Owner of WISE Ventures Esports, bringing Esports to Minnesota with ROKKR Call of Duty League team.

Wilf is a partner in Garden Homes, the family-owned, nationwide leader in retail, commercial and private residential development based in Short Hills, N.J. He holds an engineering degree from the University of Pennsylvania, where he studied computer science, and a J.D. from the Benjamin N. Cardozo School of Law of Yeshiva University.

Wilf is actively engaged in philanthropy as a trustee of the Wilf Family Foundations and has a passion for supporting causes that involve youth development and education. A lifelong sports fan, Wilf enjoys skiing, hiking and golfing. He resides in New Jersey with his wife, Rachel, and three children.



OWNER/EXECUTIVE VICE PRESIDENT - INNOVATION AND STRATEGY

STEVEN WILF

Steven Wilf serves as the Vikings Executive Vice President of Innovation and Strategy. Wilf plays a leadership role in the Wilf family's real estate and sports and entertainment projects in Minnesota, Orlando, and nationally. He is active in the management of the Minnesota Vikings, Garden Homes, MV Ventures and WISE Ventures.

As a partner in the Vikings Lakes development in Eagan, MN, Wilf is involved in daily operations surrounding financing, construction and leasing of the project. The Viking Lakes campus is home to the Omni Vikings Lakes Hotel, WISE Ventures' Esports, USA Curling and the United States Tennis Association Northern office. Wilf also played an integral role in the acquisition of the MLS' Orlando City Soccer Club and the NWSL's Orlando Pride.

Wilf is a Partner in Garden Homes and Skyline Developers, the family-owned, nationwide leaders in retail, commercial and private residential development based in Short Hills, N.J. A member of the Next Gen Real Estate Committee for UJA in New York, he serves on the New Development Committee for his alma mater, Newark Academy, is on the Next Gen for the First Tee of NY, is involved with the Space Innovation Council at the California Institute of Technology and is a Trustee of the Wilf Family Foundations.

Wilf holds a bachelor's degree from the University of Michigan.



VICE PRESIDENT OF STRATEGIC AND CORPORATE COMMUNICATIONS

JEFF ANDERSON

**ALMA MATER: BUENA VISTA UNIVERSITY
HOMETOWN: ADAIR, IA**



VICE PRESIDENT OF PARTNERSHIP ACTIVATION & SPECIAL PROJECTS

TANYA DREESEN

**ALMA MATER: SHERIDAN COLLEGE (CANADA)
HOMETOWN: TORONTO, ONTARIO**



VICE PRESIDENT OF FOOTBALL AND MEDIA COMMUNICATIONS

**ALMA MATER: IOWA STATE UNIVERSITY
HOMETOWN: PLYMOUTH, MN**

BOB HAGAN



VICE PRESIDENT OF CONTENT & PRODUCTION

**ALMA MATER: UNIVERSITY OF SOUTHERN INDIANA
HOMETOWN: EVANSVILLE, IN**



VICE PRESIDENT OF OPERATIONS & FACILITIES

**ALMA MATER: MINNESOTA STATE UNIVERSITY, MANKATO
HOMETOWN: LITTLE FALLS, MN**

CHAD LUNDEEN



VICE PRESIDENT OF INFORMATION TECHNOLOGY

HOMETOWN: MOUNDS VIEW, MN

CHERYL NYGAARD



VICE PRESIDENT OF CORPORATE PARTNERSHIPS & GUEST RELATIONS

**ALMA MATER: MIAMI UNIVERSITY (OHIO)
HOMETOWN: TOLEDO, OH**

J.P. PAUL



VICE PRESIDENT OF SOCIAL IMPACT

**ALMA MATER: UNIVERSITY OF IOWA
HOMETOWN: AMES, IA**

BRETT TABER

2021 VIKINGS STAFF DIRECTORY

OWNER/CHAIRMAN Zygi Wilf
OWNER/PRESIDENT Mark Wilf
OWNER/VICE CHAIRMAN Leonard Wilf
OWNER/EXECUTIVE VP-STRATEGIC PLANNING & BUSINESS INITIATIVES Jonathan Wilf
OWNER/EXECUTIVE VP-INNOVATION & STRATEGY Steven Wilf
OWNERSHIP PARTNERS ... Scott Landis, David Mandelbaum
EXECUTIVE STAFF
 Chief Operating Officer..... Andrew Miller
 General Manager Rick Spielman
 Executive VP- Public Affairs Lester Bagley
 Executive VP- Real Estate Development & Strategic Projects... .. Don Becker
 Executive VP- Football Operations Rob Brzezinski
 Executive VP & Chief People and Culture Officer... Lara Juras
 Executive VP & Chief Marketing Officer..... Martin Nance
 Executive VP & Chief Legal Officer..... Karin Nelsen
 Executive VP & Chief Revenue Officer..... John Penhollow
 Executive VP & Chief Business Admin. Officer .. Steve Poppen
 Executive VP & Chief Financial Officer..... Kate Shibilski
CONSULTANT
 Consultant..... Bud Grant
ADMINISTRATION
 Executive Assistant to EVP & CBAO..... Tricia Eppert
 Executive Assistant to Owners & EVP PA ... Trish Huizinger
 Executive Assistant, EVP CFO, CLO, CPCO . Bev Lindaman
 Executive Assistant, Sales & Marketing..... Ginger Wassman
 Receptionist Kari Swaggert
COACHING STAFF
 Head Coach.....Mike Zimmer
 Special Teams Coordinator Ryan Ficken
 Offensive Coordinator..... Klint Kubiak
 Co-Defensive Coord./Def. Line/AHC Andre Patterson
 Co-Defensive Coordinator/LBs Adam Zimmer
 Defensive Quality Control/Asst. Def. Line.....Imarjaye Albury
 Assistant Defensive BacksRoy Anderson
 Senior Offensive Assistant..... Rick Dennison
 Senior Defensive Assistant Paul Guenther
 Quarterbacks Andrew Janocko
 Offensive Quality Control Christian Jones
 Wide Receivers Keenan McCardell
 Tight Ends Brian Pariani
 Offensive Quality Control/Asst. RBs AC Patterson
 Running Backs..... Kennedy Polamalu
 Offensive Line Phil Rauscher
 Defensive Backs Karl Scott
 Defensive Quality Control..... Sam Siefkes
 Assistant Offensive Line Ben Steele
 Assistant Special Teams Robert Steeples
 Head Strength and Conditioning.....Josh Hingst
 Assistant Strength and Conditioning..... Marquis Johnson
 Assistant Strength and Conditioning.....Derik Keyes
 Asst. Strength and Cond./Sport Science..... Joshua Woods
 Executive Assistant to Head Coach..... Mary Redmond
PLAYER PERSONNEL/FOOTBALL ADMINISTRATION
 Co-Director of Player Personnel..... Ryan Monnens
 Co-Director of Player Personnel..... Jamaal Stephenson
 Director of College Scouting Mike Sholiton
 Assistant Director of College Scouting Pat Roberts
 Director of Pro Scouting Reed Burckhardt
 Director of Analytics/Pro Scout..... Scott Kuhn
 College Scout/Area..... Frank Acevedo
 College Scout/Area..... Kevin McCabe
 College Scout/Area..... Blaine Gramer
 College Scout/Area..... Sean Gustus
 College Scout Jake Essler
 National Scout.....Chisom Opara

College Scout/Blesto Mitch Johnson-Martin
 Player Personnel Assistant Caroline DeFelice
 Exec. Director, Football Information Systems...Paul Nelson
 Senior Manager, Football Information Systems... Luke Burson
 Database Administrator..... Mike Desplenter
 Programmer..... Chaya Sulman
 Manager, Analytics Rex Johnson
 Football Analyst Chris French
 Special Asst. to GM/Player Development Mgr. ..Kaitlin Zarecki
 Personnel Consultant Paul Wiggins
PLAYER DEVELOPMENT
 Executive Director of Player Development Les Pico
EQUIPMENT
 Equipment Manager..... Dennis Ryan
 Assistant Equipment Manager Aaron Neumann
 Assistant Equipment Manager Adam Groene
 Equipment Assistant Terrell Barnes
VIDEO
 Director of Video..... Bob Marcus
 Video Assistant Nick Miller
 Video Assistant Steve Kilchenman
MEDICAL
 VP of Sports Medicine/Head Athletic TrainerEric Sugarman
 Director of Rehabilitation.....Matt Duhamel
 Assistant Head Athletic Trainer Rob Roche
 Assistant Athletic Trainer/Physical Therapist. Dave Jantzi
 Assistant Athletic Trainer..... Amanda DeKanick
 Nutritionist..... Remi Famodu
OPERATIONS/FACILITIES
 Vice President of Operations & Facilities Chad Lundeen
 Director of Security and Safety Dave Korus
 Security Manager..... Eugene Byrd
 Director of Operations-Team Travel..... Luther Hippe
 Director, Team Operations Paul Martin
 Director of Facilities Justin Miner
 Operations Manager Chuck Petersen
 Turf Manager Grant Davisson
 Turf Assistant..... Dan Sidle
 Turf Technician Jared Kuhn
 Turf Technician Kyle Larson
 Turf Technician Sao Sypaseuth
 Manager, Facilities Nick Miller
 Manager, Facilities Tim Lumbs
 Building Maintenance Technician..... Kyle Titus
 Building Maintenance Technician..... Nathan Wakely
 Facilities Assistant..... Conner Trombley
 Office Shipping & Delivery Coordinator Jesse Johnson
LEGAL
 Deputy General Counsel Ashley Engels
SALES AND MARKETING
 Director, Events & Hospitality Amy Anthony
 Director, Brand & Creative Erin Swartz
 Senior Creative Manager Alicia Dreyer
 Senior Graphic Designer..... Taylor Sievert
 Lead Graphic Designer..... Jackie Ramacher
 Graphic Designer..... Elizabeth Bazany
 Creative Project Coordinator..... Caitlin Tanzer
 Museum & Asset Manager Jessica Faucher
 Team Photographer Andy Kenutis
 Director, Youth Marketing..... Brandon Clemens
 Manager, Special Events C.J. Rugh
 Events Coordinator Haley Hiljuss
 Youth Marketing Coordinator Alyssa Henke
 Mascot Coordinator Kurtis Cooper
 Design & Content Creator.....Karlie Place
 Co-Coach & Assistant Coordinator of MVC.....Nikki Kill
 Vikings Women & MVC Coordinator Karen Storkamp

VIKINGS ENTERTAINMENT NETWORK

Vice President of Content & Production..... Bryan Harper
Executive Director, Digital Media & Innovation.....Scott Kegley
Director, BroadcastingSkip Krueger
Director, Entertainment Greg Bostrom
Director, Production OperationsAllan Wertheimer
Senior Manager, Digital Marketing & Media.....Ryan Cardinal
Senior Editor.....Craig Peters
Team Reporter.....Eric Smith
Staff Writer/Assistant Editor.....Lindsey Young
Senior Manager/Social MediaZach Roysse
Manager, Social Strategy & Business Impact... Laney Austin
Senior Manager, Motion Graphics Jay Nelson
Motion Graphics Specialist..... Lee Burg
Motion Graphics Specialist..... Arthur Kuh
Broadcast Engineer Ryan McCarthy
Technical Producer..... Jesse Marquette
Entertainment Manager/Associate Producer..... Darius Smith
Studio Operations ManagerJordan Struck
Senior ProducerMike Huiras
Senior Producer Nate Vaughn
Producer Alex Miller
Production Manager/Assoc. Producer... Candice Anderson
Producer Ryan O'Neill
On-Air Talent/Associate Producer..... Gabe Henderson
On-Air Talent/Associate Producer Tatum Everett
Digital Media Coordinator/Audio Producer..... Chris Corso
Digital & Social Content Coordinator..... Kim Ippolito

PARTNERSHIPS ACTIVATION AND SPECIAL PROJECTS

VP of Partnership Activation & Special Projects ... Tanya Dreesen
Director, Partnership Activation..... Katie Bernhjelm
Senior Manager, Partnership Activation.....Katie Pluff
Senior Manager, Partnership Activation.....Katrina Jaeger
Partnership Activation ManagerNate Swenson
Partnership Activation Manager Jessica Resa
Manager, Partner Experience & Special ProjectsJordan Ramsey

CORPORATE PARTNERSHIP & PREMIUM SALES

Director, Corporate Partnership Sales.....Nick Maurer
Director, Premium Sales Kathleen Coyle
Senior Manager, Corporate Partnership Sales ... Doug Melnyk
Senior Manager, Corporate Partnership Sales ...Glenn Isralsky
Manager, Corporate Partnership SalesMcKenzie Gernes
Manager, Premium Sales..... Sara Hotop
Coordinator, Premium Sales..... Jordan Alberino

CORPORATE DEVELOPMENT AND GUEST RELATIONS

VP, Corporate Development & Guest Relations..... J.P. Paul
Director, Premium Seating Services & Ops.....Candy Fuzesy
Senior Manager, Premium Seating Services... Mike Leddy
Senior Manager, Guest Relations.....Jessica Joyce
Guest Relations Coordinator Amy Werdine

TICKETING AND SALES ANALYTICS

Director, Ticket Sales & ServiceCharlie Boeckenheuer
Director of Business Strategy.....Genette Sekse Amar
Director of Business Analytics.....Kendall Peters
Senior Manager, Ticket Operations Joe Mee
Manager, Ticket and Parking Operations.... Chuck Pamperin
Manager, Group Ticket Sales & Special Projects... Travis Hamre
Senior Account Executive..... Steve Reed
Manager, Ticket OperationsTessa Carter
Senior Account ExecutiveStuart Morrow
Account Executive Brian Baudreau
Account Executive, Ticket Operations & Sales... Max Morton
Data Solutions Architech Madison Koch
Business Analytics & Strategy Project Mgr.Jen Tomashek
Business Analytics & Strategy Project Mgr. ... Meaghan Fors
Data Specialist Josh Gormaz
Data Analyst..... Hannah Dick

ACCOUNTING AND FINANCE

Director, Finance..... Patrick Whinnery
Senior Manager, Accounting..... Ann Schumacher
Senior Financial Analyst..... Kerry Schanno
Staff AccountantJoann Harms
Payroll Supervisor/Accountant..... Carla Smith
Staff Accountant.....Jacque Ferjak
Accounts Payable/Accounting Assistant...Brittany Snyder
Staff Accountant..... Valerie Haekenkamp

SOCIAL IMPACT

Vice President - Social Impact..... Brett Taber
Community Relations Manager..... Logan Johnson
Community Relations Coordinator..... Quinn Adams
Youth Football Manager Madison Cortese
Youth & High School Football Coordinator Joe Rush
Foundation Development Manager.... Elizabeth Hackbarth
Foundation Programs Manager..... Monterae Carter
Alumni Affairs Coordinator Tracy McDonald

HUMAN RESOURCES

Director of Inclusion & Employee Investment... Anne Doepner
Human Resources Coordinator.....Molly Stewart

INFORMATION TECHNOLOGY

VP of Information Technology.....Cheryl Nygaard
Senior Information Technology Specialist..... Todd Hauck
Technology Solutions Manager Matt Johnson
Network & Security Director..... Josh Melstrom
Systems Administrator Matt Freshwater
IT/AV SpecialistEric Davidson

COMMUNICATIONS

VP of Football and Media Communications.....Bob Hagan
VP of Strategic and Corporate Communications ...Jeff Anderson
Director, Alumni & Youth Football Comm.Tom West
Director, CommunicationsJon Ekstrom
Senior Manager, Football Communications .. Sam Newton
Communications Coordinator..... Carly Bonk

GAME ON

GLOW FOR THE WIN AT MINNESOTA'S
PREMIER RESORT DESTINATION.

Cheer for that jackpot and double down for 21. Grab some game day burgers and brews, or treat yourself to steak and lobster. Stay up late and wake up smiling in your luxurious hotel room. Hit the championship links, or see the stars on stage. It's your time to play, so do it your way at Mystic Lake. Open 24/7, just minutes from Minneapolis and St. Paul.

CASINO • RESORT • DINING • GOLF
MYSTICLAKE.COM



Mystic LAKE[®]

PROUD PARTNER OF THE MINNESOTA VIKINGS

*follow
the lights*

OWNED & OPERATED BY THE SHAKOPEE MDEWAKANTON SIOUX COMMUNITY

COACHES





HEAD COACH

MIKE ZIMMER

COACHING EXPERIENCE: 43RD SEASON
NFL EXPERIENCE: 28TH SEASON
VIKINGS EXPERIENCE: 8TH SEASON

Mike Zimmer enters his 8th season as Vikings Head Coach in 2021 having notched 66 wins, including playoffs, in his 7 seasons leading the team with a pair of NFC North titles and 3 playoff appearances.

Zimmer was hired as the 9th head coach in Vikings history on Jan. 15, 2014. A veteran defensive coordinator, 2021 marks Zimmer's 28th season on an NFL sideline. In his NFL tenure, Zimmer has been a part of 14 playoff teams and teams that have won 9 Division titles. He coached DBs when Dallas won Super Bowl XXX over Pittsburgh after the 1995 season.

Navigating an unprecedented 2020 season, while also dealing with a rash of injuries and a roster that relied heavily on rookies in key roles, the Vikings rebounded from a 1-5 start to finish with a 7-9 mark. The Vikings offense ended the season ranked #4 in the NFL and had record-breaking performances from rookie WR Justin Jefferson. A balanced attack resulted in the 2nd straight season the Vikings had a 3,000-yard passer (Cousins-4,265), 1,000-yard rusher (Cook-1,557) and 1,000-yard receiver (Jefferson-1,400). The team tied a team mark by starting 6 rookies in a game at New Orleans and got heavy contributions from the 2020 rookie class, including regular starters at CB Jeff Gladney and Cameron Dantzler while Ezra Cleveland took over at RG for 9 games. Jefferson and Cook earned Pro Bowl honors and Jefferson was a 2nd-Team AP All-Pro honoree, the 1st NFL rookie WR to earn All-Pro since Randy Moss with the Vikings in 1998. Jefferson and Dantzler were each named to the PFWA All-Rookie team.

In 2019, the Vikings used a new offensive scheme with a renewed emphasis on balance and a strong ground game to return to the playoffs with a 10-6 mark, earning a Wild Card win at New Orleans and advancing to face #1 seed San Francisco in the Divisional Round. Minnesota sent 8 players to the Pro Bowl - RB Dalvin Cook, S Harrison Smith, DE Danielle Hunter, FB C.J. Ham, DE Everson Griffen, LB Erik Kendricks, QB Kirk Cousins and CB Xavier Rhodes - marking the team's highest number of representatives since sending 10 players in 2009. Kendricks led the team in tackles for the 5th straight season and earned 1st-

Team Associated Press honors for the first time in his career. The team advanced to the playoffs for the 3rd time under Zimmer and notched a road win in overtime at New Orleans in the Wild Card round.

The 2018 Vikings finished a game out of the playoffs but had a talented core all post career-best seasons. DE Danielle Hunter led the team and tied for 4th in the NFL with 14.5 sacks and earned his 1st career Pro Bowl berth. Adam Thielen earned his 2nd Pro Bowl berth and set a career-high with 113 catches. Joining in the Pro Bowl honors were Harrison Smith and Anthony Barr, the 4th consecutive honor for each player.

The 2017 Vikings were highlighted by a #1 ranking in total defense, marking the 1st time the Vikings have achieved the feat since the 1993 season. The season served as a testament to Zimmer's scheme and teaching since he inherited the #31 defense in the NFL when he took over as head coach in 2014. The 2017 Vikings also ranked 2nd in franchise history for wins in a regular season with 13, trailing only the 15-1 club in 1998. The Vikings landed 4 players on the Associated Press All-Pro teams - S Harrison Smith (1st Team), CB Xavier Rhodes (1st Team), WR Adam Thielen (2nd Team), and DE Everson Griffen (2nd Team), and had 7 players earn Pro Bowl honors- Thielen, Smith, Griffen, Rhodes, Barr, DT Linval Joseph and TE Kyle Rudolph. The team had to overcome its fair share of adversity early in the season to get on a roll after a 2-2 start. QB Case Keenum stepped in at QB after regular starter Sam Bradford went on injured reserve and rallied the offense despite losing rookie RB Dalvin Cook to injury early in the season. Individually, Thielen led the team with 1,276 yards on 91 catches and free agent pickup RB Latavius Murray led the ground game with 842 yards and 8 TDs. Griffen had a team-high 13.0 sacks to tie for 4th in the NFL and Harrison Smith had 5 interceptions. Keenum had a career year, posting an 11-3 record as the starter to go along with his 67.6% completion mark, which ranked #2 in the NFL and stood as the 4th-best completion percentage in Vikings history.

The 2016 Viking battled throughout the season to finish 8-8 while plugging new talents into the offense, an opportunistic

RACKING UP WINS

Since taking over head coaching duties with the Vikings Mike Zimmer has led the team to the 8th-most wins in the NFL in that 7-season span with 64 victories, which stands as the 4th-most in the NFC. Zimmer has stressed home field advantage with the Vikings since moving into U.S. Bank Stadium and has led the team to a tie for the 3th-best home record in the NFC and 7th in the NFL.

NFL WINS 2014-20 (REGULAR SEASON)

New England	81
Kansas City	80
Seattle	74
Pittsburgh	74
New Orleans	70
Green Bay	71
Baltimore	67
Minnesota	64

NFL WINS AT HOME 2016-20 (REGULAR SEASON)

New England	31
Kansas City	30
Baltimore	29
Pittsburgh	29
Green Bay	29
New Orleans	29
Minnesota	26
Philadelphia	26
Dallas	26



defense with a knack for takeaways (27) and a special teams group posted 3 TDs (2 PR, 1 KOR). The Vikings had 6 players earn Pro Bowl honors- Griffen (2nd honor), Smith (2nd honor), KR Cordarrelle Patterson (2nd honor), Barr (2nd honor) and Rhodes earned his 1st berth in the all-star game.

The loss of QB Teddy Bridgewater to injury late in the preseason led to a trade with Philadelphia to bring in Sam Bradford, who went on to start the final 15 games in what was a record-setting season. Bradford set the NFL completion percentage record for a season at 71.6%, set a new team mark for completions with 395 and set a new team record for interception percentage at 0.9%, with only 5 INTs in 552 attempts. Bradford developed chemistry with several pass catchers, as WR Adam Thielen led the club with 967 yards in a breakout season. Veteran TE Kyle Rudolph had the best season of his career while setting a new team mark for receptions by a TE with 83 and a new career TDs by a TE mark at 29 while leading the club with 7 receiving TDs. Hunter led the team in sacks with 12.5 as a situational rusher. Rhodes notched a career-high with 5 INTs on the season to lead the club, and the defense scored a total of 4 TDs and while moving to #3 in the NFL rankings for total defense, the highest rank since 1993.

In his 2nd season leading the Vikings in 2015, Zimmer piloted the club to an NFC North title and a Wild Card Playoff berth. The team played clean, smart football down the stretch and won 3 in a row to end the regular season, capturing the division crown at Green Bay and taking the title from the 4-time defending NFC North champs. The Vikings 11-5 mark tied for the 2nd-best record since 2000 and gave the Vikings their 1st North crown since 2009. Minnesota was the least-penalized team in the NFL with 88.

The 2015 Vikings earned their success with a strong running game and stingy defense. Adrian Peterson led the NFL in rushing for the 3rd time in his career en route to 1st-Team All-Pro and Pro Bowl honors. Bridgewater continued to grow in his role as a playmaker and engineering the offense, improving throughout his 2nd pro season. The Vikings defense ranked 5th in the NFL by allowing only 18.9 points per game.

The Vikings rookies made an impact as the club was led in tackles by LB Eric Kendricks and in receiving by WR Stefan Diggs. DE Danielle Hunter ranked 2nd on the team in sacks, and tied a team record with 6 rookies start in a game, at Arizona.

Defensively, the 2014 Vikings improved from #31 in total defense to #14 in the NFL with a new lineup. The Vikings #7 ranking in the NFL in passing defense was the highest finish since the 1993 season when the club was #6. The Vikings had a 113-point improvement in offensive points allowed from 2013 to 2014, the biggest improvement in the NFL in that span.

Zimmer's arrival in Cincinnati for the 2008 season signaled a franchise turnaround on the defensive side of the ball. The Bengals notched top-10 defensive rankings in 2009, '11, '12 and '13 after only cracking the NFL's top 10 once in 18 seasons prior to Zimmer joining the team. During his tenure, Zimmer coached Geno Atkins as he became one of the top DTs in the NFL, earning consensus All-Pro honors in 2012 and Pro Bowl berths in 2011 and 2012. LB Vontaze Burfict continued his rise from an undrafted rookie free agent in 2012 to a Pro Bowler in 2013. Atkins became the 1st Bengals defensive lineman since Tim Krumrie in 1988 to earn a Pro Bowl trip, and Burfict was the 1st Bengals LB to be honored since Jim LeClair in 1976.

Zimmer led top-10 defenses for Dallas in both a 4-3 and 3-4 scheme. The 2003 Cowboys defense ranked #1 in the NFL with only 253.3 yards per game allowed. During Zimmer's tenure in Dallas as DBs coach (1994-99) and defensive coordinator (2000-06) the team ranked in the top 5 of NFL scoring defense a total of 6 times. The 1995 Cowboys hoisted the Lombardi Trophy in Super Bowl XXX with a win over Pittsburgh, and one of Zimmer's pupils, CB Larry Brown, won the Super Bowl MVP award with a pair of INTs in the game. Brown is 1 of only 3 DBs to earn Super Bowl MVP honors in the history of the game.

Before moving to the NFL ranks, Zimmer spent 15 seasons coaching at the collegiate level. He spent his final 5 seasons in the college ranks as defensive coordinator at Washington State from 1989-93. Zimmer was at Weber State from 1981-88, serving as defensive coordinator from '83-88. He entered the profession at Missouri as an assistant from 1979-80.

Zimmer played QB and later LB at Illinois State, earning a degree in physical education. He has 3 children - son, Adam, and daughters, Corri and Marki. Adam is coaching the Vikings LBs and serves as Co-Defensive Coordinator in 2020 after having spent time with Kansas City, New Orleans and Cincinnati as an assistant LBs and DBs coach. The father and son have each both earned Super Bowl titles with Adam's coming after the 2009 season when the Saints won Super Bowl XLIV over Indianapolis. Coaching is a family tradition with the Zimmers as Mike's father, Bill, earned Illinois Hall of Fame honors as a prep football and wrestling coach. Zimmer played football, baseball and wrestled at Lockport Township High School in suburban Chicago. Both Bill and Mike Zimmer have been inducted into the Lockport Hall of Fame, and Bill is also in the Bradley University and Illinois High School Hall of Fame.

Vikki Zimmer, Mike's wife of 27 years, passed away in Cincinnati on Oct. 8, 2009. The Pro Football Writers of America recognized Zimmer overcoming the tragedy by voting him the winner of the Halas Award for the season, an annual award presented to the individual in the NFL that overcame the most adversity to succeed. The Zimmer family awards scholarships to deserving students through the Mike Zimmer Foundation, which also hosts an annual football camp for youth and a fundraising golf tournament.

ZIMMER'S BACKGROUND

Player

1974-77..... Illinois State // QB/LB

Coach

1979-80..... Missouri // Assistant

1981-82..... Weber State // DBs

1983-88..... Weber State // Defensive Coordinator

1989-93..... Washington State // Defensive Coordinator

1994-99..... Dallas Cowboys // DBs

2000-06..... Dallas Cowboys // Defensive Coordinator

2007..... Atlanta Falcons // Defensive Coordinator

2008-13..... Cincinnati Bengals // Defensive Coordinator

2014-..... Minnesota Vikings // Head Coach

ZIMMER'S TOP PUPILS

During Mike Zimmer's tenure coaching defense in the NFL, he has consistently helped players reach their potential and exceed expectations.

PRO BOWL DEFENSIVE PLAYERS UNDER ZIMMER

Player, Team, Position	Pro Bowls
Darren Woodson, Dallas, S1994, '95, '96, '97, '98
Deion Sanders, Dallas, CB1996, '97, '98, '99
Dexter Coakley, Dallas, LB2001, '03
La'Roi Glover, Dallas, DT2002, '03, '04, '05
Roy Williams, Dallas, S2004, '05, '06
DeMarcus Ware, Dallas, LB2006
Geno Atkins, Cincinnati, DT2011, '12
Vontaze Burfict, Cincinnati, LB2013
Anthony Barr, Minnesota, LB2015, '16, '17, '18
Everson Griffen, Minnesota, DE2015, '16, '17, '19
Harrison Smith, Minnesota, S2015, '16, '17, '18, '19
Xavier Rhodes, Minnesota, CB2016, '17, '19
Linval Joseph, Minnesota, DT2016, '17
Danielle Hunter, Minnesota, DE2018, '19
Eric Kendricks, Minnesota, LB2019

ZIMMER'S COACHING CAREER, YEAR-BY-YEAR (*- HEAD COACH)

Year	Team	Regular Season			
		W	L	T	
1979	Missouri	7	5		Hall of Fame Bowl (W)
1980	Missouri	8	4		Liberty Bowl (L)
1981	Weber State	7	4		
1982	Weber State	4	7		
1983	Weber State	6	5		
1984	Weber State	5	6		
1985	Weber State	6	5		
1986	Weber State	3	8		
1987	Weber State	10	3		NCAA Division I-AA playoffs - 2nd round
1988	Weber State	5	6		
1989	Washington State	6	5		
1990	Washington State	3	8		
1991	Washington State	4	7		
1992	Washington State	9	3		Copper Bowl (W)
1993	Washington State	5	6		
1994	Dallas	12	4		advanced to NFC Championship Game, NFC East Champions (1-1)
1995	Dallas	12	4		Super Bowl XXX Champions, NFC East Champions (3-0)
1996	Dallas	10	6		advanced to NFC Divisional Round, NFC East Champions (1-1)
1997	Dallas	6	10		
1998	Dallas	10	6		advanced to NFC Wild Card Round, NFC East Champions (0-1)
1999	Dallas	8	8		advanced to NFC Wild Card Round (0-1)
2000	Dallas	5	11		
2001	Dallas	5	11		
2002	Dallas	5	11		
2003	Dallas	10	6		advanced to NFC Wild Card Round (0-1)
2004	Dallas	6	10		
2005	Dallas	9	7		
2006	Dallas	9	7		advanced to NFC Wild Card Round (0-1)
2007	Atlanta	4	12		
2008	Cincinnati	4	11	1	
2009	Cincinnati	10	6		advanced to AFC Wild Card Round, AFC North Champions (0-1)
2010	Cincinnati	4	12		
2011	Cincinnati	9	7		advanced to AFC Wild Card Round (0-1)
2012	Cincinnati	10	6		advanced to AFC Wild Card Round (0-1)
2013	Cincinnati	11	5		advanced to AFC Wild Card Round, AFC North Champions (0-1)
2014	Minnesota*	7	9		
2015	Minnesota*	11	5		advanced to NFC Wild Card Round, NFC North Champions (0-1)
2016	Minnesota*	8	8		
2017	Minnesota*	13	3		advanced to NFC Championship Game, NFC North Champions (1-1)
2018	Minnesota*	8	7	1	
2019	Minnesota*	10	6		advanced to NFC Divisional Round (1-1)
2020	Minnesota*	7	9		

GETTING DEFENSIVE

In his tenure as an NFL defensive coordinator and head coach, Mike Zimmer's units have ranked in the NFL's top 10 in yards allowed 9 times and have ranked in the top 10 of points allowed in the NFL 8 times. The Vikings 2017 defense led the league in scoring defense, the 1st time Zimmer has done so in his 24 years in the NFL. Zimmer's Dallas unit in 2003 and his 2017 Minnesota defense had the NFL's #1-ranked defense in yards. In 3 seasons (2011-13), Zimmer's Bengals ranked in the top of yards and points allowed each season as the team advanced to the playoffs 3 straight times. Prior to Zimmer's arrival in Cincinnati in 2008, the Bengals defense had only cracked the NFL's top 10 during 1 season in the previous 18. In 2016 the Vikings were #3 in total defense, the highest rank since leading the NFL in 1993. Zimmer took over in Minnesota as head coach for the 2014 season, the previous year the club ranked #31 in the NFL in yards allowed and have since ranked #14, #13, #3, #1, #4 and #14.

ZIMMER'S TOP 10 NFL DEFENSES (YARDS ALLOWED)

Dallas, 2001	#4
Dallas, 2003	#1
Dallas, 2005	#10
Cincinnati, 2009	#4
Cincinnati, 2011	#7
Cincinnati, 2012	#6
Cincinnati, 2013	#3
Minnesota, 2016	#3
Minnesota, 2017	#1
Minnesota, 2018	#4

ZIMMER'S TOP 10 NFL DEFENSES (POINTS ALLOWED)

Dallas, 2003	#4
Cincinnati, 2009	#8t
Cincinnati, 2011	#9
Cincinnati, 2012	#6
Cincinnati, 2013	#4
Minnesota, 2015	#5
Minnesota, 2016	#5
Minnesota, 2017	#1
Minnesota, 2018	#4
Minnesota, 2019	#5t



KLINT KUBIAK

OFFENSIVE COORDINATOR

COACHING EXPERIENCE: 12TH SEASON
NFL EXPERIENCE: 8TH SEASON
VIKINGS EXPERIENCE: 5TH SEASON

Klint Kubiak takes over as Vikings Offensive Coordinator in 2021 after spending 2019-20 as QBs coach of the club. This is Kubiak's 8th season coaching in the NFL and his second stint on the Vikings coaching staff after previously working 2 seasons as Minnesota's quality control/assistant WRs coach from 2013-14. Kubiak spent the 2016-18 seasons as the offensive assistant/QBs coach for the Denver Broncos.

The 2020 Vikings had one of the most productive offensive seasons in team history, producing a balanced attack that had a 3,000-yard passer, 1,000-yard rusher and 1,000-yard receiver for the 2nd consecutive season and only the 8th time in the 60-season history of the franchise. Kirk Cousins is the only Vikings QB to guide an offense to such production in consecutive seasons. The Vikings offense scored 55 TDs to rank 2nd in Vikings history (58, 1998) and ranked #4 in the NFL in total offense, the highest ranking since 2004.

Individually in 2020, RB Dalvin Cook earned a Pro Bowl berth for the 2nd straight season and ranked 3rd in team history for rushing yards in a season with 1,557 while newcomer WR Justin Jefferson was a 2nd-Team Associated Press All-Pro, Pro Bowl and All-Rookie honoree. Jefferson re-wrote the Vikings rookie record book with 88 catches and 1,400 yards. Jefferson joined Hall of Famer Randy Moss in 1998 as the last rookie WRs to earn a spot on the AP All-Pro roster and his 1,400 yards is the 2nd-most by an NFL rookie WR. Cousins ranked 2nd in team history with a career-high 35 passing TDs and became the 1st Vikings QB to record a 100+ passer rating in consecutive seasons with a 105.0, his 2nd-highest of his career behind his 107.4 in 2019.

Under Kubiak's guidance in 2019, Cousins posted 3,602 passing yards and threw 26 touchdowns. Kubiak helped Cousins to the best season of his career with a 107.4 passer rating, 26-6 touchdown-to-interception ratio and guided the club to a 10-5 mark in the regular season as the starter, the most wins as a starter of his career. Cousins' 107.4 passer rating is the 2nd-best in a season in Vikings history. Cousins went from being sacked

40 times in 2018 to 28 in 2019, the 8th-fewest in the NFL for QBs with 400+ attempts. Cousins had 10 games on the season when he was sacked 1 or zero times and 10 games without an INT. With only a career-low 6 INTs on the season, Cousins tied for the 5th-lowest in the NFL in 2019.

In 2018, Kubiak helped Case Keenum throw for 18 TDs and a career-high 3,890 yards in Keenum's 1st season with Denver, despite WRs Emmanuel Sanders (injury) and Demaryius Thomas (traded) missing several games.

During the 2017 season, Kubiak assumed responsibilities as the primary QBs coach for the final 6 weeks of the regular season. In Kubiak's 1st year with Denver in 2016, QBs Trevor Siemian and Paxton Lynch combined to throw for nearly twice as many TDs (20) as INTs (11) while accounting for 3,898 passing yards.

Siemian made 24 starts over the course of 2 seasons working alongside Kubiak, going 13-11 and completing 495 passes for 5,686 yards and 30 TDs.

Before coaching in Denver, Kubiak instructed WRs at the University of Kansas in 2015.

A quality control/assistant wide receivers coach for the Minnesota Vikings from 2013-14, Kubiak worked for 1st-year head coach Mike Zimmer 2014, and worked closely alongside Kevin Stefanski, who coached Minnesota's QBs and TEs in those seasons.

Kubiak started his coaching career at Texas A&M University as a quality control/offense coach from 2010-11 and as a grad assistant/inside WRs coach in 2012. Kubiak earned his master's degree in human resource development at A&M.

A 4-year letterwinner at Colorado State, Kubiak played DB for the Rams from 2005-09. He was named a team captain as a senior and was invited to play in the East-West Shrine Game. Kubiak is married with children.

CAREER YEARS

Kirk Cousins enjoyed the best 2-season stretch of his career in 2019 and 2020, leading the Vikings to a road playoff win for the first time since 2004 and posting career-highs in several passing categories. In 2019 and 2020, Cousins became the 1st Vikings QB to post consecutive 100+ passer rating seasons and guided the 2020 club to the #4-ranked offense in the NFL. His 35 TDs in 2020 ranks #2 in Vikings history.

VIKINGS PASSING TOUCHDOWNS IN A SEASON

Player, Season	Rating
Daunte Culpepper, 2004	39
Kirk Cousins, 2019	35
Randall Cunningham, 1998	34

VIKINGS PASSER RATING IN A SEASON

Player, Season	Rating
Daunte Culpepper, 2004	110.9
Kirk Cousins, 2019	107.4
Brett Favre, 2009	107.2
Randall Cunningham, 1998	106.0
Kirk Cousins, 2020	105.0

COUSINS HIGHEST CAREER PASSER RATINGS

Season, Team	Rating
Minnesota, 2019	107.4
Minnesota, 2020	105.0
Washington, 2015	101.6

KUBIAK'S BACKGROUND

Player	
2005-09	Colorado State // Defensive Back
Coaching	
2010-11	Texas A&M // Quality Control/Offense
2012	Texas A&M // Graduate Assistant/Inside Receivers
2013-14	Minnesota Vikings // Quality Control/Asst. Wide Receivers
2015	University of Kansas // Wide Receivers
2016-18	Denver Broncos // Offensive Asst./Quarterbacks
2019-20	Minnesota Vikings // Quarterbacks
2021-	Minnesota Vikings // Offensive Coordinator



SPECIAL TEAMS COORDINATOR

COACHING EXPERIENCE: 18TH SEASON
NFL EXPERIENCE: 15TH SEASON
VIKINGS EXPERIENCE: 15TH SEASON

RYAN FICKEN

Ryan Ficken enters his 15th season with the Vikings in 2021 and 1st as the club's Special Teams Coordinator. Previously, Ficken worked as the Assistant Special Teams coach from 2013-20 and assisted with the Vikings RBs (2007-08) and WRs (2009-12).

The 2020 Vikings struggled with injuries leading to a number of rookies contributing on special teams, including 5 Josh Metellus who led the team with 12 special teams tackles and a team-high 2 FRs. The Vikings had 5 FRs on special teams for the season.

In 2019, Minnesota saw productivity from a kicking unit that produced 121 points and ended the season (including playoffs) with 22 straight FGs, the longest streak in the NFL to finish out the 2019 season (including playoffs).

The 2018 Vikings were forced to change specialists in-season when veteran Dan Bailey came on to handle the kicking duties starting in the 3rd week of the season.

Veterans led the way for the Vikings special teams units in 2017. Kai Forbath earned NFC Special Teams Player of the Week honors with a career-high 6 FGs vs. Baltimore (10/22/17), the only game in his career with multiple 50+ yard FGs. Forbath also kicked the game-winning 26-yard FG at Chicago (10/9/17). His 53-yard FG in the NFC Divisional Playoff vs. New Orleans (1/14/18) was the longest playoff FG in team history. Punter Ryan Quigley tied an NFL record with allowing 0 touchbacks on any of his punts during the regular season.

The 2016 Vikings special teams units had 3 return TDs and KR Cordarrelle Patterson earned his 2nd Pro Bowl honor of his career. Patterson led the NFL with a 31.7 return avg., becoming the 1st NFL player to lead the league in average 3 times in a career. He scored on a 104-yard KOR vs. Arizona, his 5th career return score, matching the Vikings career record. Sherels notched 2 PR TDs- 54 yards at Carolina and 79 yards vs. Houston- becoming the 1st player in Vikings history to score 2 in a season and giving him a Vikings-record 5 career PR TDs. Punter Jeff Locke tied the Vikings record by landing 34 punts inside the 20 and became the 1st punter in team history to boot a pair of 70+ punts in a season.

In 2015, the Vikings special teams units were once again among the NFL's best. For the 2nd time in 3 years, the Vikings led the NFL in kick return average. Patterson led the way with a 31.8 kick return average. He also tied for the NFL lead in KR TDs with 2. Patterson was selected as an All-Pro by the PFWA. Sherels took back his franchise-best 3rd PR for a TD when playing at Chicago (11/1/15) and he earned NFC Special Teams Player of the Week honors for the game.

In 2014, the Vikings kick return unit ranked 2nd in the NFL in starting position at the 25.1 yard line. The opponents' kickoff return average was 4th-lowest in the league with only a 20.7 kick return average. During Week 13 vs. Carolina (11/30/14), the Vikings punt block unit moved into the NFL record books for becoming just the 5th team in NFL history to block 2 punts and return both for TDs in the same game. It was the 1st time in team history with 2 blocked punt TDs and the 1st blocked punt TD since 1986. Thielen blocked the 1st punt and returned it 30 yards for the TD, becoming only the 4th Viking to block, recover and score in team history and the 1st since 1973. 2 drives later, LB Jasper Brinkley blocked another punt and DE Everson Griffen scooped up the ball and returned it 43 yards for the TD, the longest blocked punt return TD in team history. Thielen won NFC Special Teams Player of the Week honors for his performance.

Ficken's 1st season as the special teams assistant, 2013, was a record-breaking year. The Vikings showcased the #1 KR man in the NFL, Patterson, and the #2 PR man, Sherels. Patterson was named 1st-team All-Pro and selected to the Pro Bowl after his record-breaking season. Patterson was also

named NFC Special Teams Player of the Month for September and NFC Special Teams Player of the Week for Week 8 vs. Green Bay. The rookie broke the Vikings single-season kick return record with 1,393 kick return yards, on 43 returns, and a 32.4 return average with 2 KR TDs, leading the NFL in all categories. The 32.4 KR average is 4th-highest in the NFL since the 1970 merger and highest since 1985. Patterson's 109-yard KR TD (10/27/13 vs. GB) was the longest kick return in NFL history. Sherels set the team record with a 15.2 PR average, good for 2nd in the NFL. Sherels returned 22 punts for 335 yards with a long return of 86 yards for a TD against the New York Giants (10/21/13), the 2nd PR TD of his career. Sherels recorded 119 punt return yards against the Giants, a Vikings record.

The 2012 Vikings battled injuries to the receiving corps throughout the season but Ficken helped the team go 10-6 and earn a Wild Card playoff berth. Leading receiver Percy Harvin missed the final 7 games of the season with injury but hauled in 62 catches in 9 games for a 6.9 receptions per game average.

In 2011, Harvin set career highs in receptions with 87, receiving yards with 967, and tied a career high with 6 receiving touchdowns. His 87 receptions was also ranked 6th in the NFL.

Harvin improved on his rookie season in 2010. He became the youngest player in franchise history to lead the team in receiving with 871 yards on 71 catches and 5 TDs.

In 2009, WRs Sidney Rice and Harvin had breakout seasons for the Vikings. Both players were honored as Pro Bowlers, and Harvin became the 2nd Viking in 3 seasons to be named NFL Offensive Rookie of the Year. Rice developed as a playmaker and became only the 3rd Vikings WR to post a 1,300-yard receiving season. Harvin tied for the NFL lead among rookies in receptions and yards and ranked 2nd in team history with 60 catches as a rookie.

In 2008, Adrian Peterson led the NFL with 1,760 yards rushing and Chester Taylor led all NFL RBs with 25 catches on 3rd down. Peterson became the 1st Vikings RB to lead the NFL in rushing, and Taylor's 45 catches were a career high.

The 2007 Vikings offense ranked #1 in the NFL in rushing offense. Peterson had a legendary rookie year, including breaking the NFL's single-game rushing record after going for 296 yards against San Diego on 11/4/07 and earning NFL Offensive Rookie of the Year. Peterson finished with 1,341 yards, 12 TDs and was named the Pro Bowl MVP.

Ficken served as an offensive graduate assistant with UCLA in 2006. He worked extensively with Jim Colletto and the OL.

Ficken earned his bachelor's degree in business administration from ASU. He was a member of the Sun Devils football team for 2 seasons and received the Scholar-Athlete Award and was a member of Gamma Beta Phi, the National Scholastic Honor Society. Ficken and wife, Andrea, have three children, sons, Wyatt and Jonathan, and daughter, Gianna.

FICKEN'S BACKGROUND

Player

1998-99..... Arizona State University // WR

Coach

2004-05..... UCLA // Defensive Assistant

2006UCLA // Offensive Assistant

2007-08 Minnesota Vikings // Assistant RB

2009-12 Minnesota Vikings // Assistant WR

2013-20..... Minnesota Vikings // Assistant Special Teams

2021- Minnesota Vikings // Special Teams Coordinator



ANDRE PATTERSON

COACHING EXPERIENCE: 39TH SEASON
NFL EXPERIENCE: 18TH SEASON
VIKINGS EXPERIENCE: 10TH SEASON

Andre Patterson returns to help oversee Minnesota's defense as Co-Defensive Coordinator/Assistant Head Coach and will continue to lead the Vikings defensive line in 2021, his 10th season overall with the club. Patterson brings 39 years of coaching experience, 18 in the NFL, to the position. He reunited in Minnesota with Head Coach Mike Zimmer, as they worked together in Dallas from 2000-2002 with the Cowboys defense and at Weber State in 1988 and Washington State in 1992-93.

Patterson earlier worked for the Vikings as the defensive line coach in 1998-99. He has coached at each level, working as a high school head coach, 15 years as a college head coach and assistant and 18 seasons as an NFL coach.

With Patterson at the helm of the defensive line for the last 7 seasons, the Vikings rank 9th in the NFL in sacks (283.0), 3rd in rushing TDs allowed (76) and 5th in yards allowed per game (332.0).

Navigating an unprecedented 2020 season while also dealing with a rash of injuries and a roster that relied heavily on rookies in key roles, the Vikings third-down defense allowed a conversion rate of 35.3% in the red zone, the 2nd-best mark in the NFL. With multiple players stepping into leadership roles on the defensive line, rookie DE DJ. Wonnum stood out in his debut campaign, posting 24 tackles, 3.0 sacks, a team-leading 5 TFLs and a forced fumble. He was 1 of 3 rookie defensive linemen in the NFL to record at least 3.0 sacks and forced a fumble in 2020. Overall, he played 467 defensive snaps for Minnesota, the 8th-most among rookie linemen in the league.

In 2019, the Vikings posted 30 defensive takeaways, the 3rd-best mark in the league. Of those takeaways, the 17 INTs rank 3rd in the NFL and the 14 FRs rank 5th. Entering his 6th year in the league, Danielle Hunter was a pivotal piece of the defensive line Patterson has developed. Hunter, who tied for fourth in the NFL in sacks with 14.5, earned his second consecutive Pro Bowl nod. With 48.5 sacks, Hunter has the third-most sacks in the NFL since the start of the 2016 season. He recorded 48.0 sacks prior to turning 25 years of age, an NFL record since sacks became an official stat in 1982, and became the youngest player

(25 years and 40 days) to eclipse 50.0 career sacks, doing so in the Week 14 matchup against Detroit. The LSU product ranked in the top five in total tackles (2nd, 70), sacks (2nd, 14.5), sack yards (1st, 113.5) TFLs (tied for 3rd, 14) and QBHs (tied for 4th, 21) among DEs. Veteran defensive end Everson Griffen was named to the Pro Bowl for the first time since making three consecutive appearances following the 2015-2017 seasons. Patterson helped Griffen finish the season with 8.0 sacks and 11 TFL, 2nd on the team in both categories, while his 24 quarterback hits in 2019 tied for 8th-most in the NFL.

Patterson has assisted in the growth of young defensive linemen Stephen Weatherly, Ifeadi Odenigbo and Jaleel Johnson, who saw prominent playing time throughout the line rotations. The trio combined to contribute 76 total tackles (46 solo), 13.5 sacks for 105.5 sack yards, 17 TFLs, 27 quarterback hits, 2 FFs, 2 FRs and a defensive touchdown. Odenigbo took a Chargers fumble 56 yards for a score at Los Angeles (12/15/19), the 5th-longest by a defensive lineman in team history.

The 2018 Vikings ranked #4 in NFL total defense and #4 in scoring defense, the 3rd straight season finishing in the top 5 of both categories. The team led the NFL in 3rd-down defense for the 2nd straight season, limiting teams to 30.5% conversions on 3rd down. The Vikings talented defensive line played a key part in the performance. The unit was led by Hunter, whose 14.5 sacks was a team-high and he earned his 1st career Pro Bowl berth and was named 2nd-Team AP All-Pro. Hunter's breakout season spurred a defense that recorded 50 sacks, the most under Zimmer and tied for the 3rd-most in team history. The defense set a franchise record with 10 sacks vs. Detroit (11/4) and followed up later in the season with 9 sacks against Miami (12/16).

The 2017 Vikings finished the season with the #1 scoring and total defense, allowing just 15.8 points per game and 275.9 yards per game. Griffen (3rd honor) and DT Linnval Joseph (2nd honor) both earned Pro Bowl nods, while Griffen also received his 1st career All-Pro selection (2nd team). Griffen began the year with a streak of 8 straight games with a sack, tied for the longest streak to start a season in NFL history. He finished with 13.0 sacks, a career-high, and tied for 4th most in the NFL. The Vikings d-line was especially stout in the run game, surrendering just 20 runs of 10+ yards, the fewest in the NFL in 2017 and tied with the 1995 San Francisco 49ers for the fewest in the NFL since 1991. The defense held foes to a 25.2 percent 3rd down conversion rate, best in the NFL since 1991.

The Vikings defense ascended to #3 in the NFL in 2016, powered by strong and consistent play along the line. The Vikings ranked tied for 4th in the NFL with 41 team sacks, 34 coming from the defensive line, the 2nd-most as a unit in the NFL. The d-line was represented at the Pro Bowl by Griffen (2nd honor) and Joseph made his 1st appearance. Joseph notched 100 tackles on the season and 2nd-year player Danielle Hunter led the club with 12.5 sacks putting him in a tie for 3rd in the NFL.

The 2015 defensive line showcased talented veterans along with ascending youth. Griffen led the team with 10.5 sacks (4th in NFC), earning his 1st career Pro Bowl. Spelling Griffen and veteran DE Brian Robison (5.0 sacks) was Hunter, the youngest player in the NFL. Hunter, a 3rd-round selection out of LSU, ranked 2nd in the NFL for sacks by a rookie with 6.0. Hunter was named to the All-Rookie team by the PFWA. The defense ranked 5th in the NFL, only allowing 19.3 points per game.

AMONG LEAGUE LEADERS

In recent seasons, the Vikings have ranked among the NFL leaders in key statistical categories. The club leads the NFC over the past 2 seasons with 32 interceptions, leads the NFL in 3rd-down conversion percentage over the past 4 seasons and 3rd in the NFL in passing TDs allowed. Since joining the staff in 2014, the Vikings lead the NFL in 3rd-down conversions.

2014-20 NFL 3RD-DOWN CONVERSION %

Team	%
Minnesota	35.8
Denver	36.6
New England	36.8

2019-20 NFL INTERCEPTIONS

Team	INTs
New England	43
Pittsburgh	38
Minnesota	32
Pittsburgh	32

2017-20 NFL PASSING TOUCHDOWNS ALLOWED

Team	TDs
Buffalo	74
Baltimore	76
Minnesota	81

Patterson's front 4 featured 3 new starters in 2014 with Griffen, Floyd and Joseph joining Robison and appearing in a combined 62 out of 64 games as a unit. Griffen had a career year in his 1st season starting and led the team with 12.0 sacks and 21.0 TFLs. Griffen's 12.0 sacks ranked 2nd in the NFC and 4th in the NFL for DEs. As a defensive unit, the Vikings allowed 113 fewer points, the biggest improvement in the NFL in 2014.

Patterson served as the assistant head coach/DL coach in 2013 with Florida International University. From 2010-2012, Patterson served as the defensive coordinator at UTEP. Patterson's most successful season at UTEP came in 2011 when the Miners recorded 10 more sacks than the previous year in 1 fewer game. Patterson was the assistant head coach/DL coach from 2008-2009 at UNLV. Patterson's highlight win with the Rebels came in 2008 when topping the #15th-ranked Arizona State Sun Devils 23-20.

From 1997-2006, Patterson worked in the NFL mainly as a DL coach. He joined Mike Shanahan's Broncos staff for the 2005 and 2006 seasons. Patterson was a part of the 13-3 Broncos team in 2005 that reached the AFC Championship game. The defense created 36 turnovers, 5th-most in the league, and their +20 turnover differential was 2nd-best in the NFL.

In 2003 and 2004, Patterson was the Cleveland Browns DL coach under Head Coach Butch Davis. The Browns defense finished 12th overall in points allowed in 2003.

From 2000-2002, Patterson was the Cowboys DTs coach. From the 2000-01 seasons, Dallas' run defense improved from 32nd in the NFL to 13th. The defense allowed 57.9 fewer rushing yards per game in 2001. The Mike Zimmer-led defense finished the 2001 season ranked 4th in yards allowed with 287.4. In 2002, Patterson's unit added La'Roi Glover and Patterson helped send him to his 3rd consecutive Pro Bowl.

Patterson's 1st stint in Minnesota was for the 1998-99 seasons. Patterson coached the DL during the Vikings 15-1 season in 1998 when they lost to Atlanta in the NFC Championship. The offense garnered all of the headlines, but the defense finished the season ranked 6th overall in points allowed and 11th against the run. DT John Randle earned Pro Bowl honors in 1998 under Patterson.

Starting his NFL career in 1997, Patterson joined Pete Carroll and the New England Patriots as a defensive assistant. The Patriots won the AFC East in his only season with the club. The defense allowed 289 points during the season, tied for 8th best in the NFL. The Patriots allowed the 5th-fewest rushing yards per game with 101.0 as their average.

His 1st and only collegiate stint as a head coach came at Cal Poly-San Luis Obispo from 1994-96. Patterson led his team to a

League title in 1994 and was named American West Conference Coach of the Year. The 1994 season was Cal Poly's 1st season jumping to Division 1-AA. Patterson was 17-16 in his 3-year tenure at Cal Poly.

From 1992-93, Patterson was the DL coach for Washington State under Head Coach Mike Price. The Cougars went 9-3 during the 1992 season and won the Copper Bowl 31-28 versus Utah. They finished ranked #15 in the country.

Patterson made a 2-year stop in the Ivy League when serving as the DL coach at Cornell from 1990-91. The 1990 Cornell team won the Ivy League Championship.

Patterson served as the defensive coordinator at Western Washington in 1989. The year before, he coached the defensive line at Weber State for the 1988 season serving under then-Defensive Coordinator Mike Zimmer. Patterson was the Head Coach as St. Monica High School in California in 1987. From 1983-86 he was the defensive coordinator at Renton High School in Washington. Patterson began his coaching career as a graduate assistant at his alma mater, Montana, in 1982.

A native of Richmond, CA, Patterson and his wife, Donna, reside in suburban Minneapolis. Their son, Andre, Jr. coaches with the Vikings and daughter, Ashmera, is a student-athlete in track and field at University of Wisconsin-Stout.

Patterson earned his bachelor's degree in Secondary Education from Montana in 1983. He played collegiately as an offensive lineman at Contra Costa College and Montana before suffering a career-ending knee injury. In 2020, Patterson was inducted into the JFK High School Hall of Fame in his hometown of Richmond, CA.



PATTERSON'S BACKGROUND

Player

1980.....Contra Costa College // OL

1981.....Montana // OL

Coach

1982.....Montana // Graduate Assistant

1983-86.....Renton (WA) High // Defensive Coordinator

1987.....St. Monica High // Head Coach

1988.....Weber State // Defensive Line

1989.....Western Washington // Defensive Coordinator

1990-91.....Cornell // Defensive Line

1992-93.....Washington State // Defensive Line

1994-96.....Cal Poly-SLO // Head Coach

1997.....New England // Defensive Assistant

1998-99.....Minnesota Vikings // Defensive Line

2000-02.....Dallas Cowboys // Defensive Line

2003-04.....Cleveland Browns // Defensive Line

2005-06.....Denver Broncos // Defensive Line

2008-09.....Nevada-Las Vegas // Assistant Head Coach/DL

2010-12.....Texas-El Paso // Defensive Line

2013.....Florida International // Asst. Head Coach/DL

2014-19.....Minnesota Vikings // Defensive Line

2020.....Minnesota Vikings // Co-Def. Coord./AHC/DL



ADAM ZIMMER

CO-DEFENSIVE COORDINATOR/LINEBACKERS

COACHING EXPERIENCE: 16TH SEASON
NFL EXPERIENCE: 16TH SEASON
VIKINGS EXPERIENCE: 8TH SEASON

Adam Zimmer begins his 8th season with the Vikings in 2021 and his 2nd as a Co-Defensive Coordinator. Zimmer served as Minnesota's LBs coach from 2014-19, helping lead the development of Pro Bowlers Anthony Barr and Eric Kendricks.

Navigating an unprecedented 2020 season while also dealing with a rash of injuries and a roster that relied heavily on rookies in key roles, the Vikings 3rd-down defense allowed a conversion rate of 35.3% in the red zone, the 2nd-best mark in the NFL.

In 2019, Kendricks was named AP First Team All-Pro and was named to his first career Pro Bowl after leading the team in tackles for the fifth straight season, tallying 110 total tackles (70 solo) this season.

Following the 2018 season, Zimmer was tabbed as the head coach of the West team for the annual East-West Shrine Game.

The 2018 Vikings ranked in the NFLs top 5 in total defense (#4) and scoring defense (#4) for the 3rd straight season. The defense led the NFL in 3rd down defense, allowing only 30.5% conversions to opponents and posted 50 sacks on the season.

The 2017 Vikings 13-3 regular-season record was the 2nd best in the history of the franchise (15-1, 1998). Minnesota won the NFC North and advanced to the NFC title game.

The 2017 Vikings defense led the NFL in yards per game allowed (275.9) for the 1st time since 1993 and also led the league allowing 15.8 points per game in the regular season. The Vikings defense limited opponents to 83.6 rushing yards per game (2nd in the NFL) and 3.6 yards per rush (5th in the NFL).

Zimmer's UCLA duo, Kendricks and Barr led the team in tackles, having 136 and 98 (tied for 2nd), respectively. Kendricks finished the regular season setting career high with 87 solo tackles, 49 assisted tackles and 13 quarterback hurries.

a score. He is tied for 2nd for most career interception return touchdowns (2) in team history by a linebacker, trailing only Rip Hawkins (3).

Barr was selected to Pro Bowl following the 2017 season, earning the honor for the 3rd consecutive year. He finished the regular season with 67 solo tackles, 31 assisted tackles, 9 tackles for loss, 1.0 sack, 14 quarterback hurries and 6 passes defended.

The Vikings defense in 2016 ranked #3 in total defense and #5 in scoring defense. Barr was named to his 2nd Pro Bowl following the season. The Vikings defense scored 4 TDs and a safety with Kendricks taking home NFC Defensive Player of the Week honors for him season-opening game at Tennessee (9/11) when he had a 77-yard INT return TD.

The 2015 Vikings won the NFC North highlighted by a stingy defense that jumped to #5 in the NFL in points allowed at 18.9 after ranking #11 in 2014. Barr elevated his game and was the 1st Vikings LB to become a Pro Bowler since 2012 when Chad Greenway did it.

Not to be outdone by his younger counterparts, Greenway snared a Philip Rivers pass in the Vikings 31-14 win over the Chargers and returned the INT 91 yards to pay dirt. The 91-yard return was the 5th-longest INT return in team history and the 6th-longest INT return by a LB in NFL history.

During his initial season with the Vikings, Zimmer helped Barr, who was the 9th-overall selection in the 2014 NFL Draft, splash onto the scene, leading the Vikings in tackles through the first 12 games before he was shut down for the season due to injury. Barr, who is relatively new to the position, having played FB for 2 years in college before switching to LB and immediately contributed, starting every game he played in recording 99 tackles, 4.0 sacks, 2 forced fumbles and 3 passes defended.

PICK PARTY

The Vikings defense was hampered by injuries throughout the 2020 season but the unit's top playmakers continued to turn in impressive performances- including LB Eric Kendricks' career-best 3 INTs on the season.

2020 NFC INTERCEPTIONS

Table with 2 columns: Team and Interceptions. Rows include New Orleans (18), Washington (16), Minnesota (15), and Tampa Bay (15).

VIKINGS INTERCEPTIONS BY LINEBACKERS

Table with 2 columns: Player, Season and Interceptions. Rows include Rip Hawkins (1961, 5), Greg Blekert (2002, 4), Jack Del Rio (1993, 4), Jesse Solomon (1988, 4), Lonnie Warwick (1969, 4), Clancy Osborn (1961, 4), and Eric Kendricks (2020, 3).

tackles, 1.0 sack, 1 pass defended and stripping, recovering and returning a fumble 27 yards on the first play of OT for a game-winning TD at Tampa Bay (10/26/14).

In his 1st season as an NFL position coach, Zimmer saw contributions from across the board. Greenway totaled 115 tackles while Brinkley corralled 85. LB Gerald Hodges scored the fastest defensive TD in team history by intercepting the Jets and returned the ball 27 yards for a TD 12 seconds into the game.

Before joining the Vikings, Zimmer spent the 2013 season with the Bengals and has previously worked with New Orleans (2006-09) and Kansas City (2010-12).

In his lone season with the Bengals, Zimmer, who served as the assistant DBs Coach, helped lead one of the top secondaries in the NFL. The Bengals allowed the 4th-fewest passing yards. There were 7 different Bengals DBs who recorded an interception, and the group finished with 14 total The Bengals tied for 5th in the NFL with 20 INTs during the 2013 season.

Prior to joining the Bengals, Zimmer served as defensive assistant/assistant LBs coach for the Chiefs for 3 seasons. In 2012, his final season in Kansas City, Zimmer coached Tamba Hali, Justin Houston and Derrick Johnson to the Pro Bowl. It marked the 1st time in Chiefs history that 3 LBs were named to the Pro Bowl in the same season. Hali and Johnson both earned Pro Bowl honors in 2011.

In Zimmer's 1st season with Kansas City, the Chiefs won the AFC West title with a 10-6 record. Hali had one of the best seasons by a LB in Chiefs history, finishing with the 2nd-most

sacks by a LB in franchise history (14.5).

Zimmer spent 4 seasons with New Orleans and added duties as the assistant LBs coach in 2009. During their championship season in 2009 Jonathan Vilma earned Pro Bowl honors.

The Saints won the NFC South and advanced to the NFC Championship Game against Chicago in 2006, Zimmer's 1st season in the NFL. The 2006 season saw the Saints improve in both yards allowed and points allowed, going from 27th to 13th in the NFL in scoring defense.

Zimmer was a safety for Trinity University in San Antonio, TX, from 2002-05 and graduated in 2006. Zimmer is the son of Vikings Head Coach Mike Zimmer, and 2020 marks the 8th season the father and son have worked together. Adam (1/13/84) was born in Ogden, UT while his father served as an assistant coach at Weber State University.

ZIMMER'S BACKGROUND

Player

2002-05 Trinity University (TX) // DB

Coach

2006-08 New Orleans Saints // Defensive Assistant

2009 New Orleans Saints // Assistant Linebackers

2010-12 Kansas City Chiefs // Assistant Linebackers

2013 Cincinnati Bengals // Assistant Defensive Backs

2014-19 Minnesota Vikings // Linebackers

2020- Minnesota Vikings // Co-Defensive Coordinator/LBs



IMARJAYE ALBURY, SR.

DEFENSIVE QUALITY CONTROL/ASSISTANT DEFENSIVE LINE

COACHING EXPERIENCE: 5TH SEASON

NFL EXPERIENCE: 2ND SEASON

VIKINGS EXPERIENCE: 2ND SEASON

Imarjaye Albury Sr. (im-MAR-jay AL-berry) enters his 2nd season with Vikings in 2021 after joining the NFL coaching ranks as the Vikings Defensive Quality Control/Assistant Defensive Line coach in 2020.

In 2020, multiple players stepped into leadership roles on the defensive line as DT Jaleel Johnson led the line in tackles with 44, and DE Ifeadi Odenigbo totaled 3.5 sacks and a team-leading 12 quarterback hurries. Rookie DE D.J. Wonnum stood out in his debut campaign, posting 24 tackles, 3.0 sacks, a team-leading 5 TFLs and 1 FF. He was 1 of only 3 rookie defensive linemen in the NFL to record at least 3.0 sacks and forced a fumble in 2020. Overall, he played 467 defensive snaps, the 8th-most among rookie linemen in the league.

Prior to arriving in Minnesota, Albury spent the 2018 and 2019 seasons as a defensive graduate assistant at the University of Arkansas, where he worked primarily with the defensive line. In addition to assisting the defensive line coach and defensive staff in game planning and practice management, he aided in recruiting for the Southeastern Conference program. While at Arkansas, he coached and tutored defensive lineman Armon Watts, who was selected by the Vikings in the sixth round of the 2019 NFL Draft following a seven-sack season in 2018.

Before joining the Razorbacks, Albury worked with NAIA-member Ave Maria University in Florida, during the spring of 2018, leading the defensive line through winter and spring conditioning and assisting in recruiting.

Albury began his coaching career in 2017 at NCAA Division III Cortland State University in Cortland, New York, working as the defensive line and special teams coach. Under his tutelage the Red Dragons recorded 31 sacks as a team in 2017, second-most in the Empire 8 Conference, while Albury's special teams unit also led the conference with six field goal blocks. Albury was

responsible for recruiting New York, New Jersey, and Florida.

Albury's coaching career also included brief stints with the Hamilton Tiger-Cats of the Canadian Football League, where he served as a guest coach during the team's 2019 training camp, and Western Carolina, where he briefly was on staff as the defensive ends coaching before being hired by the Vikings.

As a player, Albury spent one season at West Virginia in 2012 before transferring to Florida International, where he was a three-year starter along the defensive line for the Panthers. Albury finished with 76 career tackles, 5.5 tackles for loss and 2.5 sacks over 36 game appearances at FIU, serving as a team captain and earning the program's Defensive MVP award in 2016. After participating in the 2017 NFLPA Collegiate Bowl, Albury would briefly spend time at both the Green Bay Packers and Los Angeles Chargers 2017 rookie mini camps before jumping into the coaching ranks.

Albury attended Miami Northwestern High School, the same high school as former Vikings QB Teddy Bridgewater. Albury and his wife, Brittany, have a son, Imarjaye Jr., who goes by "Junior".

ALBURY'S BACKGROUND

Player

2012 West Virginia // Defensive Line

2013-16 Florida International // Defensive Tackle

Coach

2017 Cortland State // Special Teams/Defensive Line

2018 Ave Maria // Defensive Line

2018-19 Arkansas // Defensive Graduate Assistant

2020- Minnesota Vikings // QC/Assistant Defensive Line



ROY ANDERSON

ASSISTANT DEFENSIVE BACKS

COACHING EXPERIENCE: 20TH SEASON
NFL EXPERIENCE: 16TH SEASON
VIKINGS EXPERIENCE: 2ND SEASON

Roy Anderson enters his 2nd season with the Vikings staff in 2021 for his 16th NFL season as assistant defensive backs coach.

In the secondary in 2020, S Harrison Smith made a team-high 5 INTs, tied for the most in the NFC for the season. Rookie standout CB Jeff Gladney led all rookie DBs in the NFL with 7 TFLs while his 81 tackles ranked 6th in the league among all rookie defenders. Fellow rookie CB Cameron Dantzler tied for 4th in the NFL among rookie defensive backs with 3 TFLs and his 2 INTs tied for 5th. Dantzler was named to the PFWA's All-Rookie Team for his efforts.

Anderson previously served as the lead defensive analyst for the 2019 NCAA CFB National Champion LSU Tigers. At LSU, Anderson was on the coaching staff while Vikings 1st-round pick WR Justin Jefferson led the club offensively to an undefeated national title.

Prior to his lone season with the Tigers, Anderson spent the previous 14 years in the NFL, primarily coaching defensive backs. His most recent professional stop was with the Chicago Bears as the safeties coach in 2017-18.

Anderson coached the safeties for four seasons with Indianapolis (2012-15), joining the Colts after seven seasons (2005-11) with the Baltimore Ravens. During his final two years in Baltimore (2010-11), Anderson was the team's defensive assistant/secondary coach where he handled defensive quality control duties and also worked with the defensive backs.

Anderson originally entered the NFL with the Ravens in 2005 as a player personnel assistant, where he worked on Baltimore's NFL Draft and free agency process by evaluating players, organizing free agent tryouts and monitoring potential trades and waiver transactions.

Prior to joining the Ravens, Anderson was as a graduate assistant with Louisiana State University during the 2004 season. Anderson began his coaching career as a graduate assistant with Florida A&M University working with the quarterbacks in 2002. The following season, he served as a student assistant with Florida State University coaching QBs.

A 4-year QB at Howard University (1997-2001), Anderson was named to the All-Mid-Eastern Athletic Conference Scholar-Athlete Team in 2001.

A native of Tallahassee, FL, Anderson graduated with a bachelor's degree in business administration from Howard and also earned his master's in sports management from Florida State in 2003. He attended Godby (Tallahassee, FL) High School, where he participated in both football and baseball.

ANDERSON'S BACKGROUND

Playing


1997-2001..... Howard University // Quarterback

Coaching

- 2002 Florida A&M // Graduate Assistant
- 2003 Florida State // Student Assistant
- 2004 LSU // Graduate Assistant
- 2005-07 Baltimore Ravens // Player Personnel Assistant
- 2008 Baltimore Ravens // Coaching Assistant
- 2009-11 Baltimore Ravens // Defensive Assistant
- 2012-15 Indianapolis Colts // Safeties
- 2016 San Francisco 49ers // Safeties
- 2017-18 Chicago Bears // Assistant Defensive Backs
- 2019 LSU Tigers // Lead Defensive Analyst
- 2020- Minnesota Vikings // Assistant Defensive Backs



Harrison Smith led the Vikings with 5 INTs in 2020, matching his career-high set in 2014 and 2017. Smith is tied for the Vikings record by leading the team in picks 4 times in a career - matching Ed Sharockman, Bobby Bryant, Joey Browner and Antoine Winfield. He can set a new team mark by leading the club a 5th time, holds the team record with 4 INT-return TDs and ranks 7th in team history with 28 INTs.



SENIOR OFFENSIVE ADVISOR

RICK DENNISON

COACHING EXPERIENCE: 30TH SEASON
NFL EXPERIENCE: 36TH SEASON (9 PLAYING, 27 COACHING)
VIKINGS EXPERIENCE: 3RD SEASON

Entering his 3rd season with the Vikings in 2021, Rick Dennison serves as the club's Senior Offensive Advisor. In his 27th season as an NFL coach in 2021, Dennison has been part of 13 playoff appearances, 5 division titles, and 3 Super Bowl victories- XXXII, XXXIII and 50.

Dennison has been a part of winning programs throughout his career, posting a .500 or better record in 20 of his 26 NFL seasons and has 12 seasons of 10+ wins under his belt in the NFL. His 17 seasons in Denver resulted in 3 Super Bowl titles, 8 playoff appearances, 4 AFC West titles and 8 seasons of 10+ wins while only suffering 2 losing seasons.

The 2020 Vikings ranked #4 in total offense in the NFL, spurred by a balanced attack that resulted in a career year for RB Dalvin Cook. The NFL's 2nd-leading rusher with 1,557 yards, Cook ranked 3rd in Vikings history in yards and his 16 rushing TDs is the 2nd-best mark by a Viking. The #4 ranking in NFL total offense was a 12-spot jump from 2019 and the highest ranking for the club since 2004. Cook was a Pro Bowl selection for the 2nd straight year and rookie WR Justin Jefferson was a 2nd-Team AP All-Pro, Pro Bowler and PFWA All-Rookie choice while setting a team rookie record for catches (88) and NFL rookie record for yards (1,400).

In his 1st season with the Vikings, Dennison coached an offensive line that paved the way for 2,133 rushing yards (6th-most in NFL), while allowing the 5th-fewest sacks (28) in the league. The mark also tied for 8th-fewest sacks allowed in franchise history. Overall, the offensive line blocked for the Vikings' first 1,000-yard rusher since Adrian Peterson in 2015 as Dalvin Cook rushed for 1,135 yards.

Dennison has coached 18 different Pro Bowl players across 7 different positions, including 6 offensive linemen. Of those 6, 5 made their 1st Pro Bowl appearance under him, while 3 made all their trips with him as their coach. In Dennison's time as a OL coach and offensive coordinator his rushing offenses have averaged 2,038 yards a season (127.4 yards per game) and 4.4 yards per carry while producing 14.3 touchdowns a season.

Prior to joining the Vikings, Dennison served on the staffs of the NY Jets (2018), Buffalo Bills (2017), Baltimore Ravens (2014), Houston Texans (2010-13) and two stints with the Denver Broncos (1995-2009, '15-16) in a variety of roles.

In 2018, Dennison's lone season as the Jets OL coach/run game coordinator, the group allowed 10 fewer sacks (37) than it did in 2017, protecting QB Sam Darnold as he set team rookie records for passing TDs (17) and passing yards per game (220.4)

In 2017 he was OC for the Bills, helping a Buffalo offense that ranked 6th in rushing as both RB LeSean McCoy and G Richie Incognito received Pro Bowl recognition.

In his return to Denver as the OC in 2015, the team went 12-4, won the AFC West and had the No. 1 playoff seed. Despite a mid-season injury to Peyton Manning, Dennison helped the Broncos go 5-2 in QB Brock Osweiler's opening 7 career starts before Manning returned in Week 17. The offense went on to commit just 3 turnovers during the postseason to help secure a world championship in Super Bowl 50 over Carolina.

Following Manning's retirement after the 2015 season Dennison coached 1st-year starting QB Trevor Siemian, a 7th-round draft pick (#250) in the 2015 NFL Draft. IN 14 games Siemian went 289-for-486 for 3,401 yards, 18 TDs and 10 INTs.

In Dennison's lone season with Baltimore (2014) and only season coaching QBs, Joe Flacco established career highs

in passing yards (3,986) and TD passes (27) and posted a combined 8 games with a passer rating above 100.0 while being sacked just 19 times—29 fewer than the previous year.

In Dennison's tenure in Houston (2010-13), Texans running backs produced an NFL-best 29 individual 100-yard rushing performances, including 24 by Arian Foster, who was named an AP All-Pro selection 3 times in his 4 years under Dennison. During the 2012 season, 7 of Houston's 11 starters on offense were Pro Bowlers.

His first stint as an NFL offensive coordinator came with the Broncos (2006-08). Their offense ranked 7th in the NFL, 1 of just 2 units in the league to rank in the top 10 in both passing and rushing. He previously worked as the Denver's OL coach (2001-05) and special teams coach (1997-00). From 2001-05 Denver led the NFL in rushing in that span, averaging 145.6 yards on the ground and 2,328 yards per season.

During his tenure as special teams coach in Denver the club won consecutive Super Bowls, topping Green Bay for the Super Bowl XXXII title and following it up in John Elway's final game with a Super Bowl XXXIII victory over Atlanta.

Dennison originally joined the Denver staff in 1995 after spending the previous 3 years coaching at the high school level for Suffield (Conn.) Academy. He worked for 2 years in Denver as an offensive assistant (1995-96) before being promoted to special teams coach the next season.

Undrafted out of Colorado State University, Dennison played 9 seasons at LB for the Broncos, appearing in 128 games (52 starts) and totaling 514 tackles, 6.5 sacks, 4 INTs, 6 FFFs and 3 FRs. He participated in 3 Super Bowls as a player and was the team's recipient of the Ed Block Courage Award in 1989.

At CSU, he earned 3 varsity letters and was named a 2nd-team Academic All-American as a senior. Dennison earned 2 degrees in civil engineering from CSU, first his bachelor's in 1979 and later his master's degree in 1982.

A native of Kalispell, Montana, Dennison attended Rocky Mountain High School in Fort Collins, CO, lettering in football, basketball and baseball.

Dennison and his wife, Shannon, have 3 sons, Joseph, Steven and Trey, and twin daughters, Abrynn and Allie. His son, Joseph, is married to Hayley and the couple has 3 children.

DENNISON'S BACKGROUND

Playing

1976, 78-79 Colorado State // Tight End/Wide Receiver
1982-90 Denver Broncos // Linebacker

Coaching

1992-94 Suffield (CT) Academy // Assistant Coach
1995-96 Denver Broncos // Offensive Assistant
1997-2000 Denver Broncos // Special Teams
2001-05 Denver Broncos // Offensive Line
2006-08 Denver Broncos // Offensive Coordinator
2009 Denver Broncos // Offensive Line
2010-13 Houston Texans // Offensive Coordinator
2014 Baltimore Ravens // Quarterbacks
2015-16 Denver Broncos // Offensive Coordinator
2017 Buffalo Bills // Offensive Coordinator
2018 New York Jets // Offensive Line/Run Game Coordinator
2019 Minnesota Vikings // Offensive Line
2020 Minnesota Vikings // OL/Run Game Coordinator
2021 Minnesota Vikings // Senior Offensive Advisor



PAUL GUENTHER

SENIOR DEFENSIVE ADVISOR

COACHING EXPERIENCE: 26TH SEASON
NFL EXPERIENCE: 19TH SEASON
VIKINGS EXPERIENCE: 1ST SEASON

Paul Guenther will serve as the Vikings Senior Defensive Assistant in his 1st season with the Vikings and 19th in the NFL in 2021. Guenther served the previous seven seasons as Defensive Coordinator with Cincinnati (2014-17) and the Oakland/Las Vegas Raiders (2018-20).

In his role with the Vikings, Guenther again joins Mike Zimmer's coaching staff and will work on defensive packages with his former coordinator from Cincinnati.

In 2020, the Las Vegas defensive unit finished 16th in red zone defense. DE Maxx Crosby led the team in sacks for the 2nd straight season. In the secondary, S Jeff Heath was AFC Defensive Player of the Week after a 2-INT day in a Week 10 win over Denver. CB Trayvon Mullen started every game in just his 2nd year, with career-highs in tackles (62), INTs (2) and passes defended (14).

In 2019, the Raiders allowed just 98.1 rushing yards per game, the 7th-best mark in team history. That average also ranked 8th in the NFL a 22-spot improvement from the team's finish in 2018 and the club's highest since 2002. The defense had 19 more sacks than in 2018 while leading the league in rookie sacks with a total of 14.5 on the year. The 14.5 sacks by Raiders rookies ranks as 2nd-most in club history. Leading in the sack category was DE Maxx Crosby, whose 10.0 sacks on the year finished as the 2nd-most by a rookie in team history behind only DE Greg Townsend's 10.5 in 1983. Crosby ranked 2nd in the NFL among all rookies.

In 2018, Guenther oversaw a young defense that gelled as the campaign went on. Guenther inherited a defense that finished last in the NFL in interceptions in 2017 and mentored his defensive group to a 14th-place finish with 14 INTs. Guenther also sculpted the defense to be at its best inside the two-minute mark of the halves, as the club allowed just 15 points on the season inside of two minutes.

In his 13 seasons with Bengals, Guenther helped the team win four AFC North titles (2005, 2009, 2013 and 2015) and reach the postseason seven times, including a franchise-record five straight trips to the playoffs from 2011-15.

From 2014-17, Guenther guided a unit that ranked 5th in points allowed per game (20.1) over that time span and ranked in the top 10 in two separate seasons, finishing 2nd and setting a Bengals franchise record in 2015 (17.4) and 8th in 2016 (19.7). Cincinnati also excelled in forcing turnovers, recording 69 INTs over his last four years with the club, a number that ranked 1st in the NFL. Guenther coached defensive players to eight Pro Bowl selections as coordinator, including four straight selections for DT Geno Atkins. The Bengals limited opposing passers to just an 80.1 passer rating in his four years at the helm of the defense, best in the NFL over that span.

In his final season with the Bengals in 2017, Guenther led a defensive group that finished 6th in the NFL in yards per play (4.97), his 4th consecutive season as allowing under 22 ppg.

In 2016, the defense finished 8th in the league in fewest points allowed (19.7), 2nd in the NFL with 17 INTs and ranked 7th in red zone defense. Atkins and DE Carlos Dunlap led the charge, as Pro Bowl starters. Atkins led all NFL interior linemen with 9.0 sacks and was named 1st-Team All-Pro by The Sporting News.

The Bengals' defense finished 2015 as one of the strongest units in the league, ranking 2nd in the NFL in points allowed at just 17.4 ppg, a Bengals record. Cincinnati ranked 3rd in the

NFL with 21 INTs and allowed only 18 TD passes. Four defenders were selected for the Pro Bowl, tying the franchise's best total- Atkins, Dunlap, CB Adam Jones and S Reggie Nelson.

In his first season as coordinator in 2014, the defense ranked in the top 10 in nine of 15 major statistical categories, including 3rd-place in INTs (20) and 3rd in passer rating (75.8).

Guenther served in various roles on the Bengals' coaching staff from 2005-13. From 2012-13 as the LBs coach, he helped undrafted free agent LB Vontaze Burfict to the 2013 Pro Bowl.

From 2005-11, Guenther assisted on special teams each season, while also working with the LBs from 2005-10 and the DBs in 2011. Guenther helped the Bengals win AFC North titles in 2005 and 2009.

In 2011 he also worked closely with coordinator Mike Zimmer on blitz techniques, and the Bengals ranked 5th in the NFL in sacks (45), up from 27 the previous year. Working with special teams, Guenther helped Cincinnati lead the NFL in punt coverage in 2010, allowing a 4.8 average.

Guenther began in the NFL as an offensive assistant with Washington in 2002, working with Marvin Lewis.

From 1997-2000, Guenther was the head coach at his alma mater, Ursinus College, Division III school Pennsylvania. He was the youngest head coach in college football in 1997, at age 25, and he led the program to the playoffs in 1999 and 2000. His 1999 team finished 10-2, setting a school record for wins, and advanced to the 2nd round of the playoffs. The team also broke nearly every offensive and defensive record in school history.

Prior to joining Ursinus as an assistant in 1996, Guenther coached at Western Maryland from 1994-95.

A native of Richboro, PA, Guenther played LB at Ursinus, setting the school career tackles mark (355), while earning all-conference honors three times. He received his bachelor's in communications from Ursinus in 1994 and a master's in sports administration from Western Maryland in 1997. He and his wife, Patrice, have two sons, Jake and Duke. His last name is pronounced GUN-thur.

GUENTHER'S BACKGROUND

Player

1990-93..... Ursinus College // LB

Coaching

1994-95..... Western Maryland // Assistant Coach

1996..... Ursinus // Assistant Coach

1997-2000..... Ursinus // Head Coach

2002-03..... Washington Football Team // Offensive Quality Control

2005-10..... Cincinnati Bengals // Assistant Special Teams/LB

2011..... Cincinnati Bengals // Assistant Special Teams/DB

2012-13..... Cincinnati Bengals // Linebackers

2014-17..... Cincinnati Bengals // Defensive Coordinator

2018-20..... Las Vegas Raiders // Defensive Coordinator

2021..... Minnesota Vikings // Senior Defensive Assistant



QUARTERBACKS

COACHING EXPERIENCE: 11TH SEASON
NFL EXPERIENCE: 9TH SEASON
VIKINGS EXPERIENCE: 7TH SEASON

ANDREW JANOCKO

Andrew Janocko will serve as the Vikings Quarterbacks Coach in his 7th season with the Vikings and 9th in the NFL in 2021. Janocko most recently served as Minnesota's Wide Receivers Coach during the 2020 season.

Transitioning to coaching QBs and working alongside Offensive Coordinator Klint Kubiak for 2021, Janocko will benefit from his broad understanding of offensive coaching from the line to skill positions.

Under Janocko in 2020, Justin Jefferson had one of the best seasons in the history of the NFL for a rookie WR. Jefferson finished his first season with an NFL rookie record 1,400 receiving yards (in the Super Bowl era) and a Vikings rookie record 88 catches, along with 7 TDs receiving. Jefferson became the first NFL rookie WR to earn Associated Press All-Pro honors (1st or 2nd team) since Randy Moss in 1998, earned a Pro Bowl berth and was named to the All-Rookie team. Veteran WR Adam Thielen finished with a career-high 14 receiving TDs, the 5th most in team history and 3rd-best mark in the NFL.

In 2019, Minnesota's offensive line allowed 28 regular season sacks, tied for 5th-fewest in the NFL. The mark also tied for 8th-fewest sacks allowed in franchise history as the protection was a key part of the club making the playoffs and advancing to the Divisional Round to face eventual NFC champion San Francisco. Overall, the offensive line paved the way for the Vikings first 1,000-yard rusher since Adrian Peterson in 2015 as Dalvin Cook rushed for 1,335 yards.

The 2018 season was a difficult campaign for the linemen as they struggled to overcome the death of line coach Tony Sparano just days before the start of training camp. The line dealt with injuries and working in new players during the season but still protected newly-acquired QB Kirk Cousins as he set a team record for completions (425), posted the 2nd-best completion mark in team history (70.1%) and threw for the 2nd-most yards by a Viking (4,298). The emergence of 2nd-year RB Dalvin Cook late in the season helped balance the Vikings offensive attack and Cook earned his 1st career NFC Offensive Player of the Week award for his game vs. Miami (12/16) when he had a career-best 163 yards from scrimmage (136 rushing) and scored 2 rushing TDs.

The 2017 Vikings offensive line was a key to the club going 13-3, winning the NFC North title and advancing to the NFC Championship Game. The complete overhaul of the line included signing a pair of free agents - LT Riley Reiff and RT Mike Remmers, drafting C Pat Elflein (3rd Round) and elevating LG Nick Easton to the full-time starting role with veteran RG Joe Berger moving from center the previous season. The new lineup performed well quickly and paved the way for several offensive players to have career years, highlighted by QB Case Keenum. Keenum posted an 11-3 mark as the starter in replacement of Sam Bradford. Keenum's 98.3 passer rating for the season was the 5th-best in team history, his 67.6% completion rate was the 2nd-best in the NFL and 4th-best in Vikings history for a season. The linemen gave the QBs protection and also established a force at the offensive line in the run game as the team navigated injuries in the backfield to end the season with 3 RBs who carried the load at different times. Rookie sensation Dalvin Cook set a team record for rookies with 288 yards in the opening 3 games of the season but was lost to injury for the season in the 4th game. Cook's production was replaced by the duo of Latavius Murray (842, 8) and Jerick McKinnon (574, 3)

who combined for 1,412 yards and 11 rushing TDs. The Vikings jumped from #32 in the NFL in rushing in 2016 to #7 in 2017 and climbed from #28 in total offense to #11.

In 2016, Janocko helped the Vikings offense that had to navigate numerous injuries along the line but benefited from newly-acquired QB Sam Bradford as he set the NFL record for completion percentage in a season at 71.6%. Janocko worked with the Vikings TEs and the group was led by veteran Kyle Rudolph, who set the Vikings record for receptions in a season by a TE with 83 and tied the club record for catches in a game by a TE with 11 vs. Chicago (1/1/17) in the regular season finale. As part of the offensive coaching staff in 2015, Janocko helped aid a unit that ranked 5th in the NFL in total rushing, headlined by Adrian Peterson's league-leading 1,485 rushing yards.

Janocko arrived in Minnesota after coaching QBs at Division II Mercyhurst during the 2014 season. At Mercyhurst, Janocko guided Brendan Boylan to 3 Pennsylvania State Athletics Conference West Division Offensive Player of the Week honors and a Division II National Player of the Week honor. Boylan started the season as the backup in Janocko's quarterback group but took over the starting job in the 3rd game of the season and helped lead the Lakers to a 7-1 record as a starter. Boylan finished the season 192-of-319 (60.2 percent) for 2,952 yards, 29 TDs and 8 INTs.

From 2012-13, Janocko received his first experience coaching at the NFL level when he served as an offensive assistant with the Tampa Bay Buccaneers. While in Tampa Bay, Janocko was responsible for working with then-Head Coach Greg Schiano and Offensive Coordinator Mike Sullivan in coordinating practice schedules and breaking down film. In 2012, Janocko had a hands-on role with the quarterbacks and kick returners before working with WRs and KRers in 2013.

Janocko served as a graduate assistant under Schiano at Rutgers in 2011 working with the QB unit.

A 3-year letter winner at Pitt, Janocko served as a backup QB and holder on special teams. Janocko spent his 1st 2 seasons as a walk-on before earning a scholarship his final 2 seasons. A 3-time member of the Big East All-Academic Team, he graduated from Pitt in 2010 with a degree in history and minor in political science.

A native of Clearfield, PA., Janocko was the starting QB at Clearfield Area High School, where his father, Tim, served as the head coach. He led the school to a pair of district championships and was a 2-time Minnesota Vikings Football News All-State honoree. Janocko (juh-NO-co) is married to wife Natalie and resides in Minneapolis.

JANOCKO'S BACKGROUND

Player

2006-09..... University of Pittsburgh // QB

Coaching

2011..... Rutgers // Graduate Assistant

2012-13..... Tampa Bay Buccaneers // Offensive Assistant

2014..... Mercyhurst // Quarterbacks

2015-16..... Minnesota Vikings // Quality Control-Offense

2017-19..... Minnesota Vikings // Assistant Offensive Line

2020..... Minnesota Vikings // Wide Receivers

2021..... Minnesota Vikings // Quarterbacks



ASSISTANT WIDE RECEIVERS

COACHING EXPERIENCE: 5TH SEASON
NFL EXPERIENCE: 3RD SEASON
VIKINGS EXPERIENCE: 3RD SEASON

CHRISTIAN JONES

Christian Jones enters his 3rd season on the Vikings coaching staff in 2021. Prior to joining the Vikings, Jones had coached at the University of Texas and his alma mater, Northwestern University.

Jones helped the WR group in 2020 that featured rookie sensation Justin Jefferson, teamed with veteran Adam Thielen. Jefferson set a modern NFL rookie record with 1,400 yards and set Vikings rookie records in yards, receptions (88) and 100-yard days in a rookie season (7) en route to 2nd-Team Associated Press All-Pro honors, a Pro Bowl berth and a spot on the PFWA All-Rookie team. Thielen had a career-best 14 TD catches, the 5th-best season in Vikings history.

While working with Jones in 2019, WR Stefon Diggs recorded a career-high 1,130 receiving yards, marking his 2nd consecutive 1,000-yard receiving season. Diggs led the NFL with 8 receptions of 40+ yards and 15 deep ball receptions (20+ air yards), while his 17.9 average ranked 4th among WRs with at least 32 receptions. Jones helped 7th-round pick Bisi Johnson, whose 3 receiving TDs in 2019 marked the most by a Vikings rookie since 2014.

Working primarily with the TEs and WRs during his lone season at Texas in 2018, Jones helped the Longhorns offense average 31.1 points per game and 411.3 yards per game en route to 11-4 season and a victory over Georgia in the Sugar Bowl.

The Northwestern University graduate assisted his alma mater as an offensive intern during the 2017 season, working with the offensive line. With Jones on staff the Wildcats ranked among the Big Ten's top 5 teams in scoring offense (29.2 ppg), total offense (408.0 ypg) and rush offense (174.2 ypg).

Prior to coaching, Jones played WR at Northwestern (2011-15). The Houston, Texas native led the team in receiving yards with 412 as a true sophomore in 2012. Jones did not see action in 2014 while rehabbing an injury sustained during training camp, but totaled 234 receiving yards his redshirt senior season in 2015. He finished his collegiate career with 128 receptions for 1,509 yards and 8 TDs over 51 games played. While at Northwestern Jones was also a teammate of former Vikings Ifeadi Odenigbo and Eric Wilson.

Jones was a 3-year member of Northwestern's 12-player Leadership Council, selected to the Academic All-Big Ten team and was a team captain his redshirt senior year in 2015. Jones owns 2 degrees from Northwestern, a Bachelor's degree in Learning and Organizational Change as well as a Master's degree in Management Studies, and has been a member of the Omega Psi Phi fraternity since 2013.

Jones attended Westfield HS in Houston, TX. Jones' cousins, Marcello Simmons and Roger Vick both spent time in the NFL.

JONES' BACKGROUND

Playing

2011-15 Northwestern University // Wide Receiver

Coaching

2017 Northwestern University // Offensive Intern/OL

2018 Texas // Offensive Graduate Assistant

2019- Minnesota Vikings // Offensive Quality Control



WIDE RECEIVERS

COACHING EXPERIENCE: 10TH SEASON
NFL EXPERIENCE: 24TH SEASON (7 COACHING, 17 PLAYING)
VIKINGS EXPERIENCE: 1ST SEASON

KEENAN MCCARDELL

Keenan McCardell begins his first season with the Minnesota Vikings in 2021 as Wide Receivers Coach, bringing six years of NFL experience to the club. A 2-time Pro Bowler and 2-time Super Bowl champion, McCardell played 17 seasons in the NFL as a WR from 1991-2007.

In 2020, McCardell coached a Jacksonville receiving corps that saw DJ Chark become the first Jaguars player since WR Allen Robinson (2015-16) to have consecutive 5+ receiving TD seasons. WR Laviska Shenault Jr. had the 2nd-most catches by a Jaguars rookie (58) and he was the 3rd rookie in team history with 600+ yards and 5+ TDs.

In 2019, the Jaguars were one of three teams in the NFL to have three WRs with at least 650 receiving yards. Chark Jr. (1,008), Chris Conley (775) and Dede Westbrook (660) became the first trio of wide receivers in franchise history to record at least 600 receiving yards apiece. A 2019 Pro Bowler, Chark had 10 catches of 30+ yards, tied for 4th in the NFL. Chark joined former WRs Allen Robinson (13 in 2015) and Jimmy Smith (12 in 1998) as the only Jaguars players with 10 or more in a season.

In 2018, McCardell called upon his Jags WRs youngest members to fill the void. Westbrook set career highs and led the team with 66 receptions, 717 receiving yards and 5 TDs. Westbrook joined Chiefs WR Tyreek Hill as the only players in the NFL with 500+ receiving yards and a punt return TD in 2018.

Despite having 5 WRs on injured reserve during the 2017 season, including Pro Bowl WR Allen Robinson, McCardell's unit helped QB Blake Bortles achieve a career-high completion percentage. Keelan Cole set the team record for receiving yards by an undrafted rookie WR (748) and ranked 8th in NFL history in the category.

Prior to Jacksonville, McCardell coached the WRs at Maryland from 2014-15. He oversaw the development of Stefon Diggs, whose 62 catches led the team and he ranked 4th in the Big Ten with 79.2 yards per game. Diggs had 4 games with 100+ yards and earned 2nd-Team All-Big Ten from the league coaches.

McCardell spent two seasons (2010-11) with Washington coaching WRs. In 2011, the WRs had 346 receptions, the 2nd-highest total in team history at the time and eclipsed the 4,000-

yard mark. In 2010, his WRs set a then-franchise record for receptions in a season (349). McCardell's unit led the NFL with 9 catches of 50+ yards.

McCardell played in 209 career NFL games with 168 starts, amassed 883 receptions for 11,373 yards and 63 TDs. McCardell played for five franchises in his 17 seasons.

McCardell played in Jacksonville from 1996-2001 and ranks 2nd all-time in receptions (499) and yards (6,393) in Jaguars history including a career-best 94 receptions for 1,207 yards in 2000. McCardell earned his first Pro Bowl selection in 1996 after totaling a team-best 85 receptions for 1,129 yards. He had consecutive 90+ catch seasons in 2000 and 2001 and was voted No. 7 on the Jaguars All-25, by members of the local media.

McCardell joined Tampa Bay from 2002-03, played in San Diego from 2004-06 and finished in 2007 with Washington. While in San Diego, McCardell was teammates with Vikings Radio Network analyst Ben Leber.

In his debut season in Tampa in 2002 the Bucs went 12-4 in the regular season en route to a winning Super Bowl XXXVII over Oakland, catching both of the Tampa Bay scoring passes in the game. In 2003 he went to his 2nd Pro Bowl following an 1,174-yard, 8 TD season on 84 catches. McCardell caught a career-best 9 TDs in San Diego during the 2005 season.

McCardell entered the league in 1991 after being drafted by Washington in the 12th round of the NFL Draft out of the University of Nevada-Las Vegas. He spent his rookie season on Injured Reserve for a club that would win Super Bowl XXVI over Buffalo at the Metrodome in Minneapolis.

Upon finishing his playing career, McCardell began coaching by completing a Bill Walsh Minority Fellowship with the New York Giants during the team's 2009 training camp. He also coached the West WRs in the 2010 East-West Shrine Game.

McCardell worked in broadcasting as a studio analyst for Comcast SportsNet for Washington's kickoff show in 2008

and served as a college football analyst for the Mountain West Network in 2009.

McCardell and his wife, Nicole, have four children: daughters Keandra, Nia and Nakeeya, and son Keenan II.

McCARDELL'S BACKGROUND

Player (Wide Receiver)

1987-90..... UNLV

1991..... Washington Football Team

1992-95..... Cleveland Browns

1996-01..... Jacksonville Jaguars

2002-03... Tampa Bay Buccaneers

2004-06.... San Diego Chargers

2007..... Washington Football Team

Coach

2010-11..... Washington Football Team // Wide Receivers

2014-16 Maryland // Wide Receivers

2017-20 Jacksonville Jaguars // Wide Receivers

2021..... Minnesota Vikings // Wide Receivers



TIGHT ENDS

COACHING EXPERIENCE: 30TH SEASON

NFL EXPERIENCE: 29TH SEASON

VIKINGS EXPERIENCE: 3RD SEASON

BRIAN PARIANI

Brian Pariani returns for his 3rd season as the TEs coach for the Vikings in 2021, bringing the experience of coaching 3 Pro Bowl TEs and 1 Hall of Famer. Pariani was part of four Super Bowl winning clubs with San Francisco (Super Bowl XXIX) and Denver (XXXII and XXXIII), most recently winning Super Bowl 50 to cap the 2015 season.

Pariani has been a part of some of the most prolific and balanced offenses in the league. His teams have finished in the Top 5 in total offense 11 times, have led the NFL in total offense twice (Denver, 1996 & 1997), and led the NFL in rushing offense once (Denver, 1996) and passing offense once (Houston, 2009).

Pariani's TEs have contributed to teams that have posted 6 different 4,000-yard passing seasons and 12 total 2,000-yard rushing campaigns during his 23 years coaching that unit.

In 2020, the Vikings offense jumped to #4 in NFL total offense and produced a 3,000-yard passer to go with a 1,000-yard rusher and 1,000-yard receiver in consecutive seasons. RB Dalvin Cook ranked 2nd in the NFL in rushing and earned a 2nd straight Pro Bowl berth. The Vikings offense scored 55 TDs, the 2nd-best mark in team history behind the 1998 club's 58.

The 2020 TE group was led by Irv Smith, Jr.'s 30 catches and ranked 3rd on the club with 5 TDs. Smith averaged 12.2 yards per catch and Kyle Rudolph had a career-high 11.9 avg. Tyler Conklin emerged as a receiving threat late in the season with 15 catches and a TD in the final 4 games.

Pariani tutored the Vikings TEs as the club adopted a new offense for 2019. Rudolph recorded 6 receiving TDs in 2019 to tie for 2nd-most among NFC TEs while cementing his place in the Vikings record book. Rudolph holds the Vikings TD receptions by a TE record and ranks 2nd in Vikings history among TEs in catches and yards. With Pariani's help, rookie Smith Jr. also had a breakout first season, notching 36 receptions in 2019 to set a new Vikings record for receptions by a rookie TE. Rudolph (39) and Smith (36) ranked 3rd and 4th on the team in receptions and Rudolph's game-winning TD catch at New Orleans in the Wild Card Playoff game gave the Vikings their 1st OT playoff win in team history. The TE group contributed to the offense notching a 1,000-yard rusher and 1,000-yard receiver in the same season for the 1st time since 2009 and Cousins had the best statistical season of his career. The unit helped Cook break the 1,000-yard mark for the 1st time in his career and earn a Pro Bowl berth.

In his 1st season back with the Broncos in 2015, Pariani oversaw a TE's group that combined for 78 receptions for 891 yards (11.4 avg.) with 4 TDs. Despite losing promising rookie Jeff Heurman to injury prior to the season, veteran Owen Daniels and midseason acquisition Vernon Davis steadied the position along with Broncos regular Virgil Green. Daniels was among the NFL's top TEs in the playoffs from 2011-15, ranking 2nd in catches (35) in postseason play behind only Rob Gronkowski,

3rd in postseason yards by a TE (399) and tied for 4th in postseason TDs by a TE (3) over that span.

Denver's passing and running outputs improved steadily throughout Denver's championship season in 2015 with the help of the team's TEs. Daniels was particularly effective in the postseason, catching a pair of TDs in Denver's win against New England in the AFC Championship Game. Pariani coached Baltimore's tight ends in Ravens offensive coordinator Gary Kubiak's offense in 2014, instructing a group that combined for 76 catches for 800 yards (10.5 avg.) with 5 TDs. The unit overcame the loss of Dennis Pitta to an early-season injury and was led by newcomer Owen Daniels, who ranked 3rd on the club with 48 receptions for 527 yards (11.0 avg.) with 4 touchdowns.

Before his arrival in Baltimore, Pariani coached TEs for the Texans during Gary Kubiak's entire 8-year tenure as head coach. During that time, Houston's offense produced the 4th-most receiving yards (8,003) in the NFL at the TE position while ranking 5th in the league in both catches (682) and receiving touchdowns (58) by that position group.

Houston's TEs were an integral part of one of the league's most balanced offensive attacks from 2008-12, as the Texans were one of just two teams whose total offense, passing and rushing each rank in the Top 5 at least once during that span.

Under Pariani, Daniels developed into one of the league's premier TEs in his first 7 seasons with Houston, earning 2 Pro Bowl selections (2008, '12) and totaling 385 receptions for 4,617 yards (12.0 avg.) with 29 TDs—3rd only to WRs Andre Johnson and DeAndre Hopkins on the franchise's all-time receiving list in those categories.

In 2012, Daniels (62 rec.) combined with TEs James Casey (34 rec.) and Garrett Graham (28 rec.) to give the unit a combined 124 catches to set a team single-season record for that position group. Daniels earned his 2nd Pro Bowl selection that year as the Texans finished with the most wins (12) in club history and advanced to the AFC Divisional Playoffs.

Daniels' 1st Pro Bowl invite came after the 2008 season in which he totaled career highs in receptions (70) and yards (862) as the 2nd-leading receiver for the Texans' 4th-ranked passing offense (266.7 ypg).

Pariani was hired at the Texans' TEs coach in 2006 and was immediately tasked with developing Daniels during his rookie campaign. The 4th-round selection was named to the NFL All-Rookie Team after leading all 1st-year TEs with 34 catches for 352 yards (10.4 avg.) with 5 TDs.

Prior to spending the 2005 season as the offensive

coordinator at Syracuse University, Pariani coached Denver's TEs for 10 years (1995-2004).

During his initial stretch with Denver, where he was a member of the club's 1997 and '98 Super Bowl Championship teams, Pariani's TEs combined for the most receptions (864) and yards (10,007) in the league among their position group in addition to ranking 2nd in the NFL with 75 TD catches.

The unit also was instrumental in assisting Denver's elite rushing attack that produced an NFL-best 140.5 yards per game from 1995-2004. During that stretch 5 different Broncos RBs topped the 1,000-yard mark, including Terrell Davis, who posted just the 4th 2,000-yard rushing season (2,008) in league history in 1998 and was named the NFL's MVP.

Pro Football Hall of Fame TE Shannon Sharpe was named to 4 consecutive Pro Bowls (1995-98) and 3 straight All-Pro teams (1996-98) by the *Associated Press* and posted 2 of his 3 career 1,000-yard receiving seasons (1996, '97) under Pariani. TE Dwayne Carswell combined for 83 receptions for 794 yards with 7 touchdowns from 2000-01 and was rewarded with his 1st career Pro Bowl selection in 2001.

Pariani entered the NFL as a scouting assistant with San Francisco in 1990 and spent 3 additional seasons (1991-94) with the 49ers as an offensive assistant. He earned his 1st career Super Bowl ring as a member of the 1994 team that established franchise records for points (505) and touchdowns (62). San Francisco topped San Diego for the Super Bowl XXIX crown.


A political science major at UCLA, Pariani began his coaching career as a graduate assistant for his alma mater in 1989 under Head Coach Terry Donahue.

He was a 3-sport athlete (football, basketball and baseball) at Marin Catholic High School in Kentfield, Calif., and was born on July 2, 1965 in San Francisco. Pariani and his wife, Stephanie, have 2 daughters, Jessica and Gianna.

PARIANI'S BACKGROUND

Coaching

1989.....	UCLA // Offensive Graduate Assistant
1990.....	San Francisco 49ers // Scouting Assistant
1991-94.....	San Francisco 49ers // Offensive Coaches Assistant
1995-2004.....	Denver Broncos // Tight Ends
2005.....	Syracuse // Offensive Coordinator
2006-13.....	Houston Texans // Tight Ends
2014.....	Baltimore Ravens // Tight Ends
2015-16.....	Denver Broncos // Tight Ends
2019-.....	Minnesota Vikings // Tight Ends



AC PATTERSON

OFFENSIVE QUALITY CONTROL / ASSISTANT RUNNING BACKS

COACHING EXPERIENCE: 9TH SEASON
NFL EXPERIENCE: 3RD SEASON
VIKINGS EXPERIENCE: 3RD SEASON

AC Patterson enters his 3rd season as an NFL coach in 2021, working closely with the RBs and coach Kennedy Polamalu. Patterson arrived in Minnesota after 4 seasons coaching offense at Portland State.

In 2020, Dalvin Cook enjoyed a career-best 1,557 yards and 16 TDs on the ground en route to a 2nd-straight Pro Bowl berth and All-Pro accolades on several teams. Cook ranked 2nd in the NFL in rushing and posted the 3rd-best mark in team history despite missing 2 games. He ranked 2nd in NFL scrimmage yards with 1,918 and broke the 100-yard rushing mark 8 times, including a career-high 206 vs. Detroit (11/8). Alexander Mattison had his 1st career 100-yard game at Seattle (10/11) after replacing an injured Cook.

The Vikings #5-ranked rushing attack helped the club rank

#4 in the NFL in total offense in 2020, the highest ranking since 2004 and a 12-position jump from 2019. The offense scored 55 TDs on the season, the 2nd-best mark in Vikings history.

Minnesota's ground game saw major improvements in 2019, as the team's RB group finished with 2,002 yards (2nd among NFL RB groups in 2019) after totaling 1,278 total rushing yards in 2018 (28th among NFL RB groups). Cook and FB C.J. Ham each earned their first Pro Bowl berth after Cook finished the season with 1,654 scrimmage yards, good for 7th in the NFL in 2019. Rookie RB Alexander Mattison's 4.62 avg. ranked 3rd among qualifying rookies in 2019.

Patterson served as Portland State's TEs coach and recruiting coordinator during the 2018 season. Under Patterson's guidance in 2018, junior TE Charlie Taumoepeau

posted a team-high 28 receptions for 580 yards and 5 TDs, earning FCS 2nd-Team All-American and 1st-Team All-Big Sky.

In 2017 Patterson assisted in coaching Portland State's RBs, a group that consisted of 4 true freshman and 2 sophomores. As Portland State's OL coach from 2015-16, Patterson guided units that turned in 2 of the top 4 rushing seasons in team history, averaging 250.6 rushing yards per game in 2015 and 243.6 rushing yards per game in 2016. Patterson's group also paved the way for a program-record 531 rushing yards in a victory over Idaho State in 2016. Patterson coached 7 PSU offensive linemen to earn All-Big Sky Conference honors in his 2 seasons working with that unit.

During the 2014 season Patterson served as a volunteer assistant coach at Jefferson High School in El Paso.

Patterson played OL at Texas-El Paso from 2011-12 and was named to the Conference USA Honor Roll in 2012 before injuries ended his playing career. Patterson spent 2013 as a student assistant under head coach Mike Price, assisting with recruiting, film breakdown and player reports.

Patterson played high school football at Bishop Gorman

High School in Las Vegas, earning All-League and All-State honors and helping the team to consecutive state titles. Patterson is married to his wife, Mary, and is the son of Vikings coach Andre Patterson.

PATTERSON'S BACKGROUND

Playing

2011-12 UT-El Paso // Offensive Line

Coaching

2013 UT-El Paso // Student Assistant

2014 Jefferson (El Paso, TX) HS // Assistant Coach

2015-16 Portland State // Offensive Line

2017 Portland State // Running Backs

2018 Portland State // Tight Ends/Recruiting Coordinator

2019-20 Minnesota Vikings // Offensive Quality Control

2021 Minnesota Vikings // Off. Quality Control/Asst. RBs



KENNEDY POLAMALU

RUNNING BACKS

COACHING EXPERIENCE: 30TH SEASON

NFL EXPERIENCE: 11TH SEASON

VIKINGS EXPERIENCE: 5TH SEASON

Kennedy Polamalu is in his 30th season of coaching at the NFL or collegiate level and 5th with the Vikings in 2021. Polamalu's reputation as a teacher and emphasis on technique earned him the respect of players and fellow coaches as a top tutor of RBs in the NFL and college.

The 2020 Vikings offense established a balanced attack and RB Dalvin Cook enjoyed a career-best 1,557 yards and 16 TDs on the ground. Cook earned a 2nd-straight Pro Bowl berth and All-Pro accolades on several teams. Cook ranked 2nd in the NFL in rushing and posted the 3rd-best mark in team history despite missing 2 games. He ranked 2nd in NFL scrimmage yards with 1,918 (1,557 rushing/361 receiving) and broke the 100-yard rushing mark 8 times, including a career-high 206 vs. Detroit (11/8). Cook's 16 rushing TDs tied for 2nd in the NFL and rank 2nd in team history. His 108 points (17 TDs, 3 2-point conversions) ranked tied for 2nd in the NFL and the trio of 2-pointers tied for the 2nd-most in a season in NFL history. Alexander Mattison had his 1st career 100-yard game at Seattle (10/11) after replacing an injured Cook.

The Vikings #5-ranked rushing attack helped the club rank #4 in the NFL in total offense in 2020, the highest ranking since 2004 and a 12-position jump from 2019.

In 2019, Polamalu coached RB Dalvin Cook to a breakout season as Cook earned NFC Offensive Player of the Week and

FedEx Ground Player of the Week honors and was named as a starter at the 2019 Pro Bowl after leading all non-quarterbacks in fan voting. FB C.J. Ham also was named to the Pro Bowl for his part in the Vikings rushing attack. Cook finished the 2019 regular season with 1,135 rushing yards, 10th-most in the NFL, and became the 8th player in franchise history to eclipse 1,000 rushing yards in a single season. Cook's 13 rushing TDs in 2019 ranked 4th in the NFL and tied for the 2nd most by a Viking in a single season. Cook also became 1 of 9 players in NFL history to record 500+ rushing yards and 200+ receiving yards in the first 5 games of a season. He became the 5th player in NFL history to open a season with 3 consecutive games of 110+ rushing yards and 1+ rushing TDs, joining HOFers Jim Brown, Curtis Martin, O.J. Simpson and Emmitt Smith.

The 2018 Vikings RBs workload was split equally between veteran Latavius Murray and 2nd-year back Dalvin Cook as he returned from a knee injury suffered early in his rookie season. Murray carried the load early in the season before Cook returned to full strength. Murray posted a career-high 155 yard rushing day vs. Arizona (10/14) and Cook had a strong day vs. Miami (12/16) when he posted 163 scrimmage yards with 136 and 2 TDs on the ground to earn his 1st NFC Offensive Player of the Week Award. Cook proved his value in the passing game during the season as well, reeling in 40 catches and 2 TDs.



In his 1st season with the Vikings in 2017, rookie sensation Cook set a team record for rookies with 288 yards in the opening 3 games of the season but was lost to injury for the season in the 4th game. Cook's production was replaced by the duo of Murray (842 yds, 8 TD) and Jerick McKinnon (574 yds, 3 TD) who combined for 1,412 yards and 11 rushing TDs. Murray carried the load with a team-high 216 attempts and 842 yards. Murray came on strong late in the season, notching 745 of his yards and all 8 TDs, including a pair of 100-yard outings, in the final 10 games of the season.

Under Polamalu's guidance, RB Paul Perkins became the 1st Bruin since DeShaun Foster (2000-01) to register consecutive 1,000-yard rushing seasons and the 1st player at his position in program history to record 80 career receptions. Perkins, who was selected by the New York Giants in the 2016 NFL Draft, earned 2nd-Team All-Pac-12 recognition after rushing for 1,343 yards and 14 TDs as a senior. In 2014, Perkins experienced a breakout campaign, becoming the 2nd player in team history to lead the Pac-12 in rushing with 1,575 yards (2nd-best in school history).

Prior to his 2nd UCLA stint, Polamalu was the offensive coordinator and RBs coach at his alma mater, USC, from 2010-12. In Polamalu's system, QB Matt Barkley became the all-time leading passer in school and conference history, throwing for 12,327 yards and 116 TDs. In 2011, Barkley finished 6th in the Heisman voting after completing 308 of 445 passes for 3,528 yards, 39 TDs (school record) and a 69.2% completion rate (school record), leading the Trojans to a #6 finish in the AP poll.

Polamalu coached the RBs in Jacksonville (2005-09) and Cleveland (2004). The Jaguars totaled the 3rd-most rushing yards (133.7 ypg) and 2nd-most rushing TDs (95) in the league from 2005-09, and 2 Jacksonville RBs earned Pro Bowl nods during that span: Fred Taylor (2007) and Maurice Jones-Drew (2009). In his Pro Bowl season under Polamalu, Jones-Drew rushed for 1,391 yards (4th in the NFL) and 15 TDs (2nd).

With the Browns, they 1 of 7 NFL team with multiple 500-yard rushers: Lee Suggs (744) and William Green (585).

Polamalu has deep roots at USC where he was a player and involved in coaching or recruiting Heisman winners Carson Palmer, Matt Leinart and Reggie Bush. He recruited the heralded 'Thunder and Lightning' backfield of Bush and Lendale White while at USC. He joined USC for the 2000-03 seasons, coaching RBs and special teams in that span. Prior to joining the USC coaching staff, Polamalu served as Colorado's RBs coach for 2 seasons (1997-98) between stints at San Diego State as the LBs coach (1999) and RBs coach (1994-96).

Polamalu began his coaching career as a volunteer assistant at Crespi High School in Encino, CA, where he stayed for 3 seasons (1986-88) before coaching at Westlake High School in Westlake Village, CA, for 3 years (1989-91). While at Crespi, Polamalu helped lead the Carmelite to the 1986 CIF Division I championship in his 1st year with the team.

Polamalu's nephew, Troy Polamalu, played 12 seasons and won 2 Super Bowls with the Steelers and is a 2020 Pro Football Hall of Fame inductee; his brother, Ao Polamalu, played football at Penn State (1985-87); his nephew, Nicky Sualua played RB for the Bengals and Cowboys after his college career at Ohio State; and 3 of his nephews played college football: Leie Sualua (Oregon), Joe Polamalu (Oregon State) and Kaio Aumua (UTEP).

Polamalu, who received a bachelor's in history from USC in 1987, attended Mater Dei High School in Santa Ana, CA, where he was an All-American in football, member of the basketball and track teams and served as the student body president. He and his wife, Diane, have 3 children: K.C. (USC), Matthew Aootoa (UC-Davis), and Raymond Tre (UCLA) along with daughter-in-law Theresa and grandson, Tre. Born on 11/22/63, Polamalu is a native of Pago Pago, American Samoa.

REALLY COOKIN'

Dalvin Cook had a career year in 2020, ranking 2nd in the NFL in rushing yards (1,557) and tying for 2nd with 16 rushing TDs. Cook's performance was a big part of the Vikings ranking #4 in NFL total offense for the season, the highest ranking since 2004. Cook made his mark on the Vikings record books for season rushing totals as well, despite missing 2 games during the year.

2020 NFL RUSHING YARDS

Player	Rushing Yards
Derrick Henry, Tennessee	2,027
Dalvin Cook, Minnesota	1,557

2020 NFL RUSHING TDs

Team	Touchdowns
Derrick Henry, Tennessee	17
Dalvin Cook, Minnesota	16
Alvin Kamara, New Orleans	16

VIKINGS RUSHING YARDS IN A SEASON

Player	Yards
Adrian Peterson, 2012	2,097
Adrian Peterson, 2008	1,760
Dalvin Cook, 2020	1,557

VIKINGS RUSHING TOUCHDOWNS IN A SEASON

Player	TDs
Adrian Peterson, 2009	18
Dalvin Cook, 2020	16

VIKINGS 100+ YARD RUSHING GAMES IN A SEASON

Player	100+ Games
Adrian Peterson, 2012	10
Adrian Peterson, 2008	10
Dalvin Cook, 2020	8
Robert Smith, 2000	8

POLAMALU'S BACKGROUND

Player

1982-85..... Southern California // FB/LB

Coach

1986-88 Crespi (CA) High // Assistant Coach
 1989-91 Westlake (CA) High // Assistant Coach
 1992-93 UCLA // Graduate Assistant
 1994-96..... San Diego State // Special Teams/RBs
 1997-98 Colorado // RBs
 1999 San Diego State // LBs
 2000 USC // RBs
 2001 USC // Special Teams Coordinator
 2002-03 USC // Special Teams Coordinator/RBs
 2004 Cleveland Browns // RBs
 2005-09..... Jacksonville Jaguars // RBs
 2010-12 USC // Offensive Coordinator // RBs
 2014-15 UCLA // RBs
 2016 UCLA // Offensive Coordinator
 2017 Minnesota Vikings // RBs



OFFENSIVE LINE

PHIL RAUSCHER

COACHING EXPERIENCE: 18TH SEASON
NFL EXPERIENCE: 7TH SEASON
VIKINGS EXPERIENCE: 2ND SEASON

Phil Rauscher returns to the Vikings in 2021 as Offensive Line coach, his 2nd season with the club and 7th season of NFL coaching.

The 2020 Vikings offense had success with a balanced attack that ended the season ranked #4 in the NFL in total offense and #5 in rushing offense. Dalvin Cook had a career-best 1,557 yards on the ground and 16 rushing TDs, ranking 2nd in the NFL in yardage. Cook's yards ranked 3rd for a season and his 16 TDs ranks 2nd in Vikings history. The offense scored 55 TDs during 2020, the 2nd-most TD generated by a Vikings offense in franchise history, just trailing the 58 by the 1998 team. Cook earned a Pro Bowl berth and All-Pro accolades for the campaign.

The 2020 Vikings offensive line got a boost when 2nd-round rookie Ezra Cleveland moved into the starting job at RG and solidified the lineup. The right side of the line was all 1st and 2nd-round Vikings picks from 2018, '19 and '20 between Garrett Bradbury at center (1st round, 2019), Cleveland and Brian O'Neill at RT (2nd round, 2018).

Rauscher was promoted from assistant OL coach to OL coach when Bill Callahan was appointed interim head coach prior Washington's 6th game of the 2019 season. In the 11 games Rauscher served as OL coach, the team totaled 1,239 rushing yards and 4.62 yards per carry, 8th-best in the NFL.

In 2018, Washington finished the season 2nd in the NFL in 4th quarter average yards per carry with a mark of 4.95. The team also finished 5th in the league in 4th quarter rushing yards and average rushing yards in the 4th quarter with 554 yards and a 34.6 average, respectively. The line play also helped Adrian Peterson become the 1st Washington RB with 1,000+ yards since 2014.

Rauscher joined Washington having previously spent three seasons with the Denver Broncos, including serving as Assistant to Head Coach Vance Joseph in 2017. He spent 2015-16 serving as

an offensive assistant on the Broncos staff, helping guide the team to victory in Super Bowl 50 following the 2015 campaign.

Prior to his tenure in Denver, Rauscher spent one season as the OC/OL coach at California Lutheran following 2 seasons as TEs coach and recruiting coordinator at Hawaii from 2012-13.

Rauscher spent the 2011 season at the University of Utah, where he was an administrative assistant and TEs coach. Prior to his time at Utah, he served as offensive coordinator at Dixie State University in 2010.

Rauscher began coaching at his alma mater, UCLA, in 2006 as an undergraduate assistant and earned three letters as an offensive lineman before injuries cut his career short. After earning his bachelor's degree in history, Rauscher served as a graduate assistant at UCLA from 2008-09, assisting with TEs.

RAUSCHER'S BACKGROUND

Playing

2004-05..... UCLA // Offensive Line

Coaching

2006-07..... UCLA // Undergraduate Assistant

2008-09..... UCLA // Graduate Assistant

2010..... Dixie State // Offensive Coordinator

2011..... Utah // Admin. Assistant/Tight Ends

2012-13..... Hawaii // Recruiting Coordinator/Tight Ends

2014..... California Lutheran // Offensive Coordinator

2015-16..... Denver Broncos // Offensive Assistant

2017..... Denver Broncos // Assistant to the Head Coach

2018-19..... Washington Redskins // Assistant Offensive Line

2019..... Washington Redskins // Offensive Line

2020..... Minnesota Vikings // Assistant Offensive Line

2021..... Minnesota Vikings // Offensive Line



DEFENSIVE BACKS

KARL SCOTT

COACHING EXPERIENCE: 15TH SEASON
NFL EXPERIENCE: 1ST SEASON
VIKINGS EXPERIENCE: 1ST SEASON

Karl Scott will serve as the Defensive Backs coach in his 1st season with the Vikings and 1st in the NFL in 2021. Scott most recently served as Alabama's cornerbacks coach from 2018-20.

In 2020, Scott helped Alabama to a National Championship as the defense allowed just 19.4 points per game, ranking 13th in the nation. The Crimson Tide ranked 3rd in the SEC in pass defense and opposing quarterbacks completed just 58.1% of passes, throwing 12 interceptions. Alabama finished the 2020 season leading the SEC in pass efficiency defense and scoring defense. Under Scott, CB Patrick Surtain II led the SEC with 13 passes defended and 12 pass breakups, en route to unanimous All-America honors and being drafted in the 1st round.

Scott tutored 2020 second round NFL draftee Trevon Diggs on one side and Surtain II on the other while senior Shyheim

Carter manned the star position in 2019. Diggs had 3 INTs, 37 tackles and 8 pass breakups. Surtain II made 42 stops with 2 INTs and FFS, while Carter added 43 tackles and 7 pass breakups. Under Scott's direction, Alabama ranked 4th nationally and 1st in the SEC in pass efficiency defense (109.75), finishing with 17 INTs and 50 pass breakups.

In 2018, Scott was charged with replacing five starters in the secondary from the Tide's 2017 National Championship team with Minkah Fitzpatrick, Ronnie Harrison, Anthony Averett, Levi Wallace and Tony Brown all off to the NFL.

The completely overhauled secondary turned in quality season, ranking 26th nationally in pass efficiency defense (115.79) and 33rd in pass yards allowed (198.3). Led by consensus All-America safety Deionte Thompson, the Tide allowed just 22

passing TDs while intercepting 15 passes. Thompson was 2nd on the team in tackles with 79 while picking off 2 passes and breaking up 6 more. Safety Xavier McKinney also excelled at safety with 73 stops, 6 TFLs, 3.0 sacks and 2 INTs. Surtain II earned freshman All-America honors on the opposite side with 37 tackles and an INT while Shyheim Carter played the nickel and added 44 tackles and 2 INTs.

Scott spent the previous two seasons (2016-17) as the secondary coach at Texas Tech before being named the Defensive Coordinator at Louisiana-Lafayette in late December of 2017. In 2017, his unit posted an impressive turnaround, helping produce 29 turnovers, including 14 INTs. He mentored All-Big 12 selections in Jah'Shawn Johnson and Justus Parker.

Prior to his time at Texas Tech, Scott spent one season as the safeties coach at Louisiana Tech under head coach Skip Holtz. He helped the Bulldogs to a 9-4 record in 2015 and a 2nd-place finish in the Western Division of Conference USA. Louisiana Tech defeated Arkansas State in the New Orleans Bowl as the Bulldogs finished 8th nationally in defensive TDs after forcing 22 turnovers, including 13 INTs.

Scott worked at Southeastern Louisiana for three years, serving as the Defensive Coordinator in 2014 and LBs coach in 2012-13. During his tenure with the Lions, he helped lead the program to back-to-back Southland Conference Championships (2013-14) and two NCAA Football Championship Division playoff appearances.

His 2014 defense at Southeastern led the Southland Conference in total defense while ranking 7th in the FCS. The Lions also led the nation in pass efficiency defense (94.3), and ranked 5th in red zone defense, 8th in scoring defense (17.7 ppg) and 11th in turnovers gained (28).

Isiah Corbett and Harlan Miller were two mainstays on Scott's defense at Southeastern Louisiana, both earning All-America honors in 2014, while 7 other defenders – Denzel Thompson, Jacob Newman, Tyler Stoddard, A.J. Bowen, Drew Mitsita, Jordan Batiste and Micah Eugene – joined the pair on the All-Southland Conference teams.

Scott's LB unit was a key factor in Southeastern's 2013 Southland Conference championship campaign. His corps benefited from the emergence of Cquilin Hubert, who was named Southland Defensive Player of the Year after recording a team-leading 90 tackles, including 11.0 TFLs.

Before his time at Southeastern Louisiana, Scott served as recruiting coordinator, DBs coach and LBs coach for four years at Tusculum College from 2008-11.

He made an immediate impact at Tusculum, as he mentored two all-conference selections in Justin Scott and Jarvis Littlejohn. Scott collected all-region honors following the 2008 season, establishing new school records for single-season (22) and career (51) tackles for loss while finishing the season with 113 tackles and 277 for his career.

Scott's coaching career began at Delta State as a graduate assistant in 2007. In his lone season at DSU, he helped lead the Statesman to a 10-2 record, a No. 10 final national ranking, Gulf South Conference championship and NCAA Division II playoff appearance.

A native of Houston, Scott played at McMurry University in Abilene, Texas, where he earned his degree in exercise and sports studies in 2007. Scott and his wife Taron have a daughter, Kina Bailey.

SCOTT'S BACKGROUND

Player

2003-06.....McMurry University

Coaching

2007.....Delta State // Graduate Assistant

2008-11.....Tusculum // Defensive Backs/Linebackers

2012-13.....Southeastern Louisiana // Linebackers

2014.....Southeastern Louisiana // Defensive Coordinator/DB

2015.....Louisiana Tech // Assistant Coach/Safeties

2016-17.....Texas Tech // Secondary

2018-20.....Alabama // Cornerbacks

2021.....Minnesota Vikings // Defensive Backs


THE NFL'S EARLY DAYS IN MINNESOTA

As the NFL embarks on its 102nd season in 2021, a debt is owed to the forerunners of pro football in Minnesota that dates back to the roaring 20s. Early semi-pro football clubs played throughout the state, and the Twin Cities was a hotbed of football action, featuring teams as diverse as the St. Paul Ideals to the established Minneapolis Marines, who later evolved into the Minneapolis Red Jackets. The most famous team was the Duluth Eskimos, featuring Hall of Famer Ernie Nevers.

The original pro franchise in northern Minnesota, the Duluth Kelleys, derived their name from their primary sponsor and outfitter, the Kelley Hardware Store. The team floundered from 1923-25 before changing ownership when local Duluth businessman Ole Haugsrud, a 25-year-old entrepreneur, jumped at the chance to be involved in pro football ownership. Haugsrud used his high school connection from Superior, WI, to Stanford All-American fullback Ernie Nevers, the hero of the 1925 Rose Bowl, to put Duluth on the sporting map.

Haugsrud convinced Nevers, who was pitching for the St. Louis Browns, to leave pro baseball behind and compete in pro football to push NY Yankees star Red Grange as the biggest box-office draw in the fledgling NFL. Haugsrud knew to market his team around its star, renaming the team Ernie Nevers' Duluth Eskimos. The other NFL owners, eager to get fans in the stands of their growing game, were happy to schedule the Eskimos but not as excited to travel to Duluth. Thus, the Eskimos were designated as a "road team", traveling to such locales as Canton, Providence, Hartford and New York. The Eskimos took to the rails, traveling feverishly and playing 29 games in just under 17 weeks, including games in 5 cities in just 8 days.

The appeal of Nevers, who was playing for an unheard-of salary of \$50,000 for the 1926 and '27 campaigns, helped the home teams draw crowds they had previously only dreamed of. Ultimately, the \$3,000-\$4,000 paydays the Eskimos were taking in from games was not enough to keep the team afloat. After the 1927 season, Nevers returned to Stanford as an assistant coach, the team suspended operations and remained dormant until Haugsrud sold his franchise to East Coast investors who wanted teams in larger population centers. As part of his sale agreement, Haugsrud had a stipulation in the deal that if an NFL franchise returned to Minnesota that he would have first rights to buy into the team. Haugsrud did not let the NFL owners forget the agreement, and in 1960 purchased 10 percent of the expansion Vikings for \$60,000. Haugsrud was a Vikings director until his death in 1976.



Duluth Eskimos star Ernie Nevers



DEFENSIVE QUALITY CONTROL

COACHING EXPERIENCE: 10TH SEASON
NFL EXPERIENCE: 1ST SEASON
VIKINGS EXPERIENCE: 1ST SEASON

SAM SIEFKES

Sam Siefkes (pronounced seef-kiss) enters his first season of coaching at the NFL level and first as the Vikings Defensive Quality Control coach in 2021. He will assist the day-to-day operations for the defensive staff and work with the LB unit and Adam Zimmer. Siefkes most recently served as the Defensive Coordinator and ILBs coach at Wofford College (2018-20).

Siefkes spent his 3rd year at Wofford preparing the defense for its Spring 2021 slate as the 2020 season was postponed due to the COVID-19 pandemic.

During the 2019 season, the Terrier defense was ranked 20th in the nation in total defense as the team won the Southern Conference Championship for the 3rd straight season and competed in the NCAA FCS Playoffs for the 4th consecutive year. Among Southern Conference schools, the defense was #1 in total defense, 1st in rushing defense and 2nd in scoring defense.

In his 1st season at Wofford, Siefkes' defense was ranked #1 in the Southern Conference in total defense, scoring defense, passing defense and rushing defense. Nationally, the squad was 12th in total defense and 8th in scoring defense. The team posted a 9-4 overall record and won the Southern Conference Championship. In the NCAA FCS Playoffs, the Terriers advanced to the second round.

Prior to Wofford, Siefkes spent two seasons as the Defensive Coordinator at UW-Platteville. The defense allowed only 18.9 points per game and posted three shutouts in 2017 and he helped lead UW-Platteville to an 8-3 record and a playoff appearance in 2016.

In 2015, Siefkes served as a Graduate Assistant defensive coach for the Wisconsin Badgers. While with the Badgers, he

worked directly with former defensive coordinator and current Baylor head coach Dave Aranda and the defensive line during practice and team meetings.

Siefkes also worked with Florida International University in 2014 and his alma mater, Wisconsin-La Crosse, from 2012-14. Siefkes coached DBs, LBs, and specialists while with UW-L.

In addition to coaching, Siefkes has experience in strength and conditioning with the Air Force Academy. He received a Bachelor of Science in Exercise and Sports Science from the University of Wisconsin-La Crosse and a Masters of Science in Educational Leadership and Policy Analysis (Intercollegiate Athletic Administration) from the University of Wisconsin-Madison.

He and his wife, Carrissa, were married in July of 2020.

SIEFKES' BACKGROUND

Coaching

2010 Purdue // Student Manager
2012-13 Wisconsin-LaCrosse // Defensive Assistant/DB
2013-14 Wisconsin-LaCrosse // Defensive Assistant/LB
2014 FIU // Defensive/Special Teams Quality Control
2015 Wisconsin // Defensive Quality Control
2016 Wisconsin // Defensive Graduate Assistant/DL/LB
2016-17 UW-Platteville // Defensive Coordinator/ILB
2018-20 Wofford College // Defensive Coordinator/ILB
2021 Minnesota Vikings // Defensive Quality Control



ASSISTANT OFFENSIVE LINE

COACHING EXPERIENCE: 14TH SEASON
NFL EXPERIENCE: 10TH SEASON (8 COACHING, 2 PLAYING)
VIKINGS EXPERIENCE: 1ST SEASON

BEN STEELE

Ben Steele joins the Vikings staff in 2021 as Assistant Offensive Line Coach, his 8th season of NFL coaching. Steele's connections with the Vikings date back to his early playing career when he went to training camp with the club in 2003 and 2004.

Steele will assist with the Vikings offensive line in 2021, having most recently coached TEs in Atlanta in 2020.

Steele enters his 14th season of coaching overall in 2021, getting started in 2008 at his alma mater, Mesa State.

In 2019 and '20, Steele coached in Atlanta, handling the TEs in 2020 after spending 2019 as an Offensive Assistant. In 2020, Steele helped Hayden Hurst set career-highs in receptions (56), yards (571) and TDs (6) in his 1st season with the Falcons. Hurst had 43 career catches and 3 career TDs entering the 2020 campaign. His 6 TDs in 2020 ranked 2nd on the Falcons squad. In 2019 Falcons TE Austin Hooper was a Pro Bowl selection following a career-best 75-catch, 787-yard 6-TD campaign.

Steele joined Tampa Bay in 2014 as an Offensive Quality Control coach, starting a 5-season stint with the Bucs, eventually moving up to coach the TEs in 2017 and '18.

During his tenure in Tampa, Steele tutored Bucs TEs Cameron Brate and O.J. Howard, in 2018 helping the duo catch 11 of the Bucs 36 receiving TDs on the season and combine for 865 yards.

Steele climbed the coaching ladder in the collegiate ranks, moving from an Offensive Assistant in 2008 at Mesa State to the TEs Coach/Recruiting Coordinator at UC-Davis in 2013 before getting an opportunity to coach in the NFL.

Steele originally entered the NFL as a rookie free agent with San Francisco in 2001 and was allocated to play for Frankfurt in NFL Europe in 2002. Steele spent time with the Vikings during training camp in 2003 and 2004. He played in 15 games for Green Bay in 2004 and 2 more games in 2005, excelling on special teams. He also spent time with Oakland, Seattle and Houston.

An All-Rocky Mountain Athletic Conference pick as a senior at Mesa State, Steele played his opening 2 college seasons at Fort Lewis before transferring for his final 2 seasons at Mesa.

Steele earned a bachelor's degree in mass communications

with an emphasis on broadcasting from Mesa and earned master's credit while attending the NFL's Executive Business Program at the Harvard Business School.

Steele and wife, Rachel, have daughters Cora and Elise, and a son Creed.

STEELES' BACKGROUND

Player

1997-98 Fort Lewis State // TE

1999-2000..... Mesa State // TE

2004-05..... Green Bay Packers // TE

Coach

2008 Mesa State // Offensive Assistant

2009 Colorado // Operations & Recruiting Assistant

2010 Colorado // Graduate Assistant

2011-12 California // Offensive Administrative Asst.

2013 UC-Davis // TEs & Recruiting Coordinator

2014-16 Tampa Bay Buccaneers // Offensive Quality Control

2017-18 Tampa Bay Buccaneers // TEs

2019 Atlanta Falcons // Offensive Assistant

2020 Atlanta Falcons // TEs

2021 Auburn // Analyst, Special Teams

2021 Minnesota Vikings // Assistant Offensive Line



ROBERT STEEPLES

ASSISTANT SPECIAL TEAMS

COACHING EXPERIENCE: 6TH SEASON

NFL EXPERIENCE: 4TH SEASON (1 COACHING, 3 PLAYING)

VIKINGS EXPERIENCE: 1ST SEASON

Robert Steeples enters his 1st season with the Vikings in 2021, making his NFL coaching debut as the club's Assistant Special Teams coach under Ryan Ficken. Previously, Steeples served as Head Coach of St. Louis' De Smet Jesuit High School football team from 2016-20.

De Smet's varsity football team improved from 2-8 in his first season at the helm in 2016 to a state championship title in 2019 in which the Spartans beat Joplin 35-20. In Steeples' last three years (2018-20), De Smet went 29-4 with 20 consecutive wins and had a peak national ranking of No. 8.

Steeple was named the 2020 All-American Bowl Coach of the Year after guiding De Smet to the 2019 state title and a 14-0 record. The team returned to the state championship game in 2020 and finished runner-up. During his final 2 seasons as Head Coach and Defensive Coordinator, the team ranked #1 in the state allowing only 9.1 points per game and the special teams units produced consecutive Missouri Players of the Year in 2019 and 2020. Along with his football coaching duties, Steeples served as Diversity and Inclusion Coordinator and strength coach at DeSmet.

A former NFL DB, Steeples entered the NFL as an undrafted free agent for the St. Louis Rams in 2013, where he spent the preseason before signing with the Vikings. Steeples was a member of the practice squad and appeared on special teams

in 2 games for Minnesota as a rookie. Steeples also spent time with Kansas City (2014) and Dallas (2014-15). In Minnesota, Steeples was teammates with Adam Thielen and Harrison Smith while Ficken served as the special teams assistant coach at the time.

Steeple, who attended De Smet, played DB in college. He earned his bachelor's degree in business administration from Missouri and completed his master's in business and social development at Memphis.

Steeple and wife, Evelyn, has a daughter, Yara.

STEEPLES' BACKGROUND

Player

2009-11 Missouri // DB

2012 Memphis // DB

2013 St. Louis Rams // CB

2013 Minnesota Vikings // CB

2014 Kansas City Chiefs // CB

2014-15 Dallas Cowboys // CB

Coach

2016-20 De Smet Jesuit H.S. // Head Coach

2021 Minnesota Vikings // Assistant Special Teams



HEAD STRENGTH AND CONDITIONING

JOSH HINGST

COACHING EXPERIENCE: 17TH SEASON
NFL EXPERIENCE: 13TH SEASON
VIKINGS EXPERIENCE: 1ST SEASON

Josh Hingst begins his first season with the Minnesota Vikings in 2021 as Head Strength and Conditioning Coach, bringing 10 years of NFL experience to the club. From 2013-20 Hingst was Head Strength & Conditioning Coach with the Philadelphia Eagles, part of a team that won the first Super Bowl title for the franchise, Super Bowl LII over New England, in Minneapolis at U.S. Bank Stadium. Hingst implements a holistic program to address all areas of athletic development, utilizing a variety of strength, speed, and power methods to individualized to each athlete.

In 2013, his first year with the Eagles, Hingst played a major role in the implementation of one of the NFL's first data-driven training systems, introducing technologies such as Catapult-GPS Tracking, Omegawave, and Eliteform - Velocity Based Training, that culminated in an NFC East Championship that year. Hingst strives to remain at the forefront of progressive and cutting-edge performance training methods, recently utilizing ForceDecks, Nordboard, Blood Biomarker & Microbiome testing and Zebra Tracking Systems.

The Eagles were successful during Hingst's tenure, winning 3 NFC East titles, the Super Bowl LII title in 2017 and a return to the NFC Divisional Playoffs in 2018. After the 2017 season Hingst was awarded the Professional Strength & Conditioning Association Champions Award. The Eagles finished as the healthiest team in the league in 2016 based on games lost due to injury and finished in the top 10 of the category five times while leading the program.

Prior to Philadelphia, Hingst served as the Assistant Strength Coach for the Jacksonville Jaguars (2011-12). From 2009-2011, he worked as the Director of Sports Nutrition at the University of Nebraska Lincoln where he directed fueling practices for all 21 Sports. Before his time at UNL Hingst worked as the Team

Nutritionist for the Atlanta Falcons (2008-09) overseeing nutrition and assisting in strength and conditioning capacities. His first full-time position was as an Assistant Strength & Conditioning coach at Florida State University (2004-08). He was fortunate to get his first start in the field as an undergrad at the University of Nebraska working for Boyd Epley, Mike Arthur, and the Husker Power Performance Staff.

In 2013 Hingst published "The Athlete's Guide to Sports Supplements" and has written for industry publications throughout his career. He speaks regularly at conferences, holds a masters degree and is working towards a doctorate. Hingst is a Registered Dietician, a Certified Strength & Conditioning Specialist and has completed a number of professional development courses in the areas of speed & movement development, postural restoration, and functional manual therapy techniques.

A native of Hooper NE, Hingst earned a pair of bachelor's degrees at Nebraska in nutritional science and dietics and in exercise science. He holds a master's degree in clinical nutrition from Florida State and has studied for a doctorate in exercise physiology at Nebraska. Hingst and his wife, Megan, have a daughter, June.

HINGST'S BACKGROUND

Coach

2004-08...Florida State // Assistant Strength & Conditioning
2008-09...Atlanta Falcons // Team Nutritionist
2009-11Nebraska // Director of Sports Nutrition
2011-12Jacksonville Jaguars // Assistant Strength Coach
2013-20.....Philadelphia Eagles // Head Strength & Conditioning
2021-.....Minnesota Vikings // Head Strength & Conditioning





DERIK KEYES

ASSISTANT STRENGTH AND CONDITIONING

COACHING EXPERIENCE: 13TH SEASON
NFL EXPERIENCE: 10TH SEASON
VIKINGS EXPERIENCE: 5TH SEASON

Derik Keyes enters his 5th season with the Vikings strength and conditioning staff in 2021. Prior to assuming his current position, Keyes held the same post with the Cleveland Browns from 2013-16 and Houston Texans in 2012.

During his time in Cleveland, Keyes worked directly with WRs and DBs, and while in Houston, he helped supervise weight training and focused on speed and agility development of players on injured reserve. Keyes served under the 2012 NFL Strength Coach of the Year, Cedric Smith, and helped the Texans claim an AFC South title in his lone season with the club.

In 2011, Keyes returned to his alma mater, Louisiana-Lafayette, where he worked as the director of strength and conditioning for men's and women's track and field, specifically sprinters and jumpers. While with the Ragin' Cajuns, Keyes also served as the director of football freshman development and assisted with Olympic sports.

As a graduate assistant strength and conditioning coach at South Alabama, Keyes helped develop workouts for several programs, including the football team. Keyes joined the Louisiana-Lafayette coaching staff as an assistant strength

and conditioning intern in 2009.

A 4-year letterman at safety with the Ragin' Cajuns, Keyes earned Sun Belt 2nd-Team All-Conference honors, team Defensive MVP and the Hammer Award, given to the player who delivered the hardest hits of the season, as a senior. He earned a bachelor's degree in 2008.

A Laurel, MS, native, Keyes attended Lafayette (LA) High School and is a certified USAW Sports Performance coach and NSCA professional member.

KEYES' BACKGROUND

Player

2004-08..... Louisiana-Lafayette // Safety

Coach

2009 Louisiana-Lafayette // Strength and Conditioning Intern
2010 South Alabama // Strength and Conditioning GA
2011 Louisiana-Lafayette // Asst. Strength and Conditioning
2012 Houston Texans // Asst. Strength and Conditioning
2013-16 Cleveland Browns // Asst. Strength and Conditioning
2017- Minnesota Vikings // Asst. Strength and Conditioning



MARQUIS JOHNSON

ASSISTANT STRENGTH AND CONDITIONING

COACHING EXPERIENCE: 14TH SEASON
NFL EXPERIENCE: 3RD SEASON
VIKINGS EXPERIENCE: 1ST SEASON

Beginning his second stint in the NFL, Marquis Johnson joins the Vikings as assistant strength and conditioning coach in 2021. He most recently served as an assistant strength and conditioning coach at Jackson State in 2020.

Johnson is a certified strength and conditioning coach through the NSCA as well as through the Collegiate Strength & Conditioning Association. Throughout his career, he has utilized progressive sports science technologies such as StatSports GPS Tracking and helped facilitate various individualized recovery strategies. He continues to push the envelope and is familiar with a variety of methods to enhance strength, power, speed, and agility.

He was named Coordinator of Strength & Performance in February of 2019 at the University of Houston after two seasons with the San Francisco 49ers (2017-18) as a strength & conditioning assistant. He joined the 49ers after serving as an assistant strength coach at the University of Tennessee in 2016.

Johnson joined Tennessee's athletic department after stops as the head strength coach at Memorial (Port Arthur, TX) High School (2014-16), West Brook (Beaumont, TX) High School (2012-14) and Galena Park (TX) High School (2010-12). In addition to his strength & conditioning duties, Johnson worked with defensive backs, defensive linemen and outside linebackers in football as well as the school's powerlifting programs.

Before his time in the high school ranks, Johnson spent three years (2008-10) at Eastern Michigan University where he

began as a graduate assistant and later moved to the school's interim head strength & conditioning coach. In addition to football at EMU, Johnson worked with school's men's and women's basketball teams, golf, tennis and soccer teams. While at Eastern Michigan, he earned his master's degree in administration.

A native of Houston, TX, Johnson played collegiately at Prairie View A&M University (2004-08) where he began as a tight end before moving to defensive end. He received his bachelor's degree in human performance from Prairie View A&M.

JOHNSON'S BACKGROUND

Player

2004-08..... Prairie View A&M // TE/DL

Coach

2008-10 Eastern Michigan // Graduate Assistant/Interim Head S&C
2010-12 Galena Park (TX) HS // Head Strength and Conditioning
2012-14 West Brook (TX) HS // Head Strength and Conditioning
2014-16 Memorial (TX) HS // Head Strength and Conditioning
2016 Tennessee // Assistant Strength and Conditioning
2017-18 San Francisco 49ers // Asst. Strength and Conditioning
2019 University of Houston // Coord. of Strength & Performance
2020 Jackson State // Assistant Strength and Conditioning
2021- Minnesota Vikings // Asst. Strength and Conditioning



JOSHUA WOODS

ASSISTANT STRENGTH AND CONDITIONING / SPORTS SCIENCE

COACHING EXPERIENCE: 9TH SEASON
NFL EXPERIENCE: 2ND SEASON
VIKINGS EXPERIENCE: 1ST SEASON

Entering his first season with the Vikings, Joshua Woods brings a background collegiate strength and conditioning along with sport science to his role. Woods has NFL experience previously with Miami in 2014. Woods is in a newly-created sports science role with the Vikings and one of few African-Americans to have held the job in the NFL.

With nearly a decade of experience in the field, Woods has a master's degree in kinesiology and bachelor's in exercise science along with being a certified strength and conditioning specialist.

Woods comes to the Vikings from Howard University where he was Director of Strength and Conditioning and Sport Science since January 2021. He oversaw the HU Sports Performance department for 21 varsity sports and it was his fourth collegiate position in strength and conditioning.

Prior to Howard, Woods worked as a Head Strength and Conditioning coach with the United States Army's 1AD Combat Aviation Brigade in El Paso, establishing the unit as the top combat fitness testing brigade in the Army. During the 2020 XFL season, Woods worked and an Assistant Strength and Conditioning coach with the Tampa Bay Vipers. Woods gained practical team-based experience at UNC-Charlotte, helping the 49ers to the first winning football season in program history and becoming bowl-eligible. As Assistant Director of Strength and Conditioning at North Texas for 3 football seasons, Woods helped the Mean Green to bowl berths each season, an appearance in the school's 1st Conference USA title game and back-to-back 9-win seasons (9-5 in 2017, 9-4 in 2018).

Woods spent 2015 and 2016 at Southern Mississippi where he assisted on the strength and conditioning staff while completing coursework for a Master of Science in kinesiology, working closely with the football and baseball program.

Following his undergrad degree at South Carolina in exercise science, Woods interned first with EXOS Athletes Performance Institute and then spent the 2014 season with the staff of the Miami Dolphins.

Woods played football at South Carolina State before transferring for his final 2 seasons (2011-12) at South Carolina, playing for legendary coach Steve Spurrier. A native of Gaffney, SC, Woods shares an alma mater with former Vikings WR Sidney Rice. Woods has daughters, Alyse and Ariah.

WOODS' BACKGROUND

Player

- 2009-10..... South Carolina State // DB
- 2011-12 South Carolina // DB

Coach

- 2013 EXOS Athlete's Performance Institute // Intern
- 2013 Miami Dolphins // Strength and Conditioning Intern
- 2015-16..... Southern Mississippi // Asst. Strength and Conditioning
- 2016-19..... North Texas // Assistant Strength and Conditioning
- 2019 Charlotte // Assistant Strength and Conditioning
- 2020 Tampa Bay Vipers // Assistant Strength and Conditioning
- 2020 US Army // 1AD Combat Aviation Brigade Strength and Cond.
- 2021 Howard // Director of Strength and Conditioning
- 2021-..... Minnesota Vikings // Asst. Strength and Conditioning





ERIC SUGARMAN

VICE PRESIDENT OF SPORTS MEDICINE/HEAD ATHLETIC TRAINER

**NFL EXPERIENCE: 25TH SEASON
VIKINGS EXPERIENCE: 16TH SEASON**

Eric Sugarman enters his 25th NFL season and his 16th with the Vikings in 2021. This will be his 4th season serving on the Vikings Leadership Team as the Vice President of Sports Medicine/Head Athletic Trainer. Sugarman has been part of 8 Division championship teams since 2000 and 11 playoff teams, winning 4 NFC North titles and making 6 playoff appearances with the Vikings.

Sugarman and his staff were recognized by their peers as the NFL's Athletic Training Staff of the Year for 2017 in an event held in conjunction with the annual Ed Block Courage Award gala, the highest honor for an NFL athletic training staff. Sugarman and staff worked closely with Vikings leadership and the NFL navigating the Coronavirus shutdown and health protocols that made for an unprecedented 2020 season.

Sugarman was in daily contact with NFL medical personnel during the 2020 season as the club's chief infection control officer. He helped institute a rigorous testing protocol and implemented industry-best cleaning, disinfection, distancing and safety measures that kept the Vikings on the forefront of the Covid-19 safety landscape across all professional sports. Sugarman serves on the NFL testing and screening committee with some of our country's foremost experts. The committee is in charge of establishing and evaluating the league wide COVID-19 protocols. He also served on the NFL Combine committee helping to reorganize the 2021 NFL Combine, making it safe for all attendees.

During his tenure with the Vikings, Sugarman and his staff have been instrumental in helping several players return from severe injuries by creating or enhancing rehabilitation protocols. During the 2012 offseason, Sugarman and his staff worked with RB Adrian Peterson on his remarkable comeback from a severe knee injury in late December 2011. Peterson returned to action for the 2012 season opener and went on to exceed all outside expectations by rushing for 2,097 yards, the 2nd-best season in NFL history, and earning NFL Most Valuable Player and Offensive Player of the Year honors in the NFL along with 1st-Team All-Pro and Pro Bowl recognition.

Sugarman's staff has overseen many complicated and unique rehab protocols including those of LBs Chad Greenway, Heath Farwell and E.J. Henderson, who suffered season-ending injuries in their careers but returned to earn Pro Bowl berths.

With the Vikings, Sugarman oversees the recognition, immediate care and rehabilitation of all injuries sustained. He and his staff implement and maintain proactive treatment and rehabilitation programs. Sugarman also oversees the Vikings nutrition program, where he works closely with the team chef and team dietician. Sugarman and staff were integrally involved in the design of the athletic training facilities and equipment in the state-of-the-art TCO Performance Center.

The athletic training staff members are Performance Enhancement and Corrective Exercise Specialists credentialed through the National Academy of Sports Medicine. The Vikings staff has been trained in the Advanced Graston technique, a patented form of instrument-assisted soft tissue mobilization that works to effectively break down scar tissue and fascial restrictions. The staff takes courses each off-season which have included myofascial release techniques, dry needling and Blood Flow Restriction therapy. Sugarman has worked closely with Sleep Number partnering to provide the athletes and staff with sleep education. He has worked closely with various

companies to assist with the implementation of new sports vision training concepts. Sugarman also has a strong working relationship with Starkey Hearing of Eden Prairie, allowing him to bring state-of-the-art hearing enhancement and ear protection to the team and staff.

Sugarman spent the 1997-99 seasons with the Chicago Bears and the 2000-05 campaigns with Philadelphia. Sugarman got his first taste of the NFL as a summer intern for the Bears' athletic training staff from 1993-95.


Sugarman earned his bachelor's degree in health and physical education with an emphasis in athletic training from West Chester University and went on to earn his master's degree in sports management at the University of Richmond. During his tenure at Richmond, Sugarman served as the graduate assistant athletic trainer for the Spiders football team and head athletic trainer for the Spiders' baseball squad. In 1994-95, Sugarman served as assistant athletic trainer at West Chester and worked as an instructor at the school. In 1996 Sugarman served as an athletic trainer in the Chicago Cubs organization.

Sugarman joined the Bears as an assistant trainer from 1997-99 before moving to the Eagles in a similar role in 2000. The Eagles were noted for progressive rehab programs. That athletic training staff played an integral part in helping Terrell Owens return from ankle surgery during the regular season in time for Super Bowl XXXIX.

Sugarman is an active member of the Professional Football Athletic Trainers Society where he serves as a member of the NFL's Accountability and Care Committee as well as serving on the PFATS Foundation committee. Sugarman is a member of Twin Cities Dunkers, is an American Heart Association Basic Life Support, AED and First Aid certified instructor and in 2003 he received the PFATS' "Big Heart" award for saving the life of a fellow Eagles employee by performing CPR. In 2010, Sugarman and Vikings Head Coach Brad Childress were co-winners of the American Optometric Association's Eagle Award and in 2009 ESPN Magazine recognized him as the NFL's Most Irreplaceable Athletic Trainer. In 2011, Sugarman was inducted into the Hazleton, PA Area Sports Hall of Fame. In 2013, the Vikings were recognized with the Excellence in Aquatics Award by HydroWorx in honor of their progressive use of aquatic therapy.

In 2014, Sugarman helped to implement a program to provide certified athletic trainers for football players in 13 public Minneapolis and St. Paul high schools, servicing over 600 players for practices and games. The program, in partnership with Twin Cities Orthopedics and Tria Orthopaedic Center and with funding help from the Vikings and the National Football League Foundation, will help to ensure the safety and welfare of young players. Sugarman and his staff were awarded the Minnesota Athletic Trainers' Association Sports Medicine Enhancement Award for 2016 during the MATA Annual Meeting and Clinical Symposium for their role played in expanding access to certified athletic trainers for athletes at Minneapolis and St. Paul public high schools. In 2019 Sugarman was recognized by the Minnesota Chapter of the National Football Foundation with their Fred Zamberletti Award, recognizing the top athletic trainer in Minnesota.

Sugarman and his wife, Heather, reside in Chanhassen, MN, with their sons, Jake and Ben.



ASSISTANT HEAD ATHLETIC TRAINER

ROB ROCHE

Rob Roche brings a diverse athletic training background in pro football and collegiate athletics to the Vikings as an assistant on Eric Sugarman's staff and has been named Assistant Head Athletic Trainer for the 2021 season.

Roche enters his 16th season with the Vikings in 2021 and assists with the evaluation and care of all injuries sustained and helps implement proactive treatment and rehabilitation programs for the athletes. Roche was a season-long intern with the Philadelphia Eagles in 2000 and during 2003-05 training camps, where he worked with Sugarman.

Before joining the Vikings, Roche spent 2001-06 working as an assistant athletic trainer at Swarthmore College where he provided medical coverage for the NCAA Division III program. Along with athletic training responsibilities, Roche was an approved clinical instructor for athletic training students.

Roche earned his bachelor's degree in health and physical education with an emphasis in athletic training from West Chester University in 1998. During his undergraduate tenure, he served an internship in athletic training at the school working with the football team. Following his graduation, Roche transitioned to the University of Illinois to earn his master's degree in kinesiology where he served as a teaching assistant in the kinesiology department and was a graduate assistant in UI's Rehabilitation Education Services. He earned his MS degree in 2000.

During Roche's stint at Illinois, he was first exposed to the NFL as a training camp intern for the Chicago Bears in 1998

and 1999. His experience in pro football continued in 2000 when he was an assistant with the Frankfurt Galaxy in NFL Europe and in 2001 with the World Bowl IX champion Berlin Thunder. Continuing his education through experience, Roche volunteered for 2 weeks in summer 2003 with the U.S. Olympic Committee in Chula Vista, CA.

Roche is certified as a Performance Enhancement Specialist and Corrective Exercise Specialist by the National Academy of Sports Medicine. He is a member of the National Athletic Trainers' Association and the USOC Sports Medicine Society and serves as Treasurer on the Executive Committee of the Minnesota Athletic Trainers' Association. In 2013, the Vikings staff was recognized with the Excellence in Aquatics Award by HydroWorx in honor of their progressive use of aquatic therapy. The Vikings staff was honored by their NFL peers as the Athletic Training Staff of the Year for 2017 as part of the annual Ed Block Courage Award gala. In 2018, Roche was recognized by the Diocese of Allentown as the Distinguished Alumni member of Marian Catholic High.

Roche, a native of Tamaqua, PA, and graduate of Marian Catholic High, resides in Chaska, MN, with his sons, Patrick and Cameron.



ASSISTANT ATHLETIC TRAINER/PHYSICAL THERAPIST

DAVID JANTZI

David Jantzi enters his 5th season as an assistant on the Vikings athletic training staff in 2021 as Assistant Athletic Trainer/Physical Therapist. He spent the 2016 season working with Twin City Orthopedics during the offseason and then joined the Vikings at the beginning of the 2016 season to assist the Vikings medical staff. Before joining the Vikings, Jantzi earned his first full time NFL position with the NFC North rival Chicago Bears. Jantzi assists in the evaluation and care of all injuries sustained and helps implement proactive treatment and rehabilitation programs for the athletes.

Jantzi started in the athletic training field as a student at the University of Nebraska, where he assisted with the athletic training staff for football during his undergraduate days. Following his graduation in 2003 with a bachelor's degree in athletic training, he went on to A.T. Still University's Arizona School of Health Sciences to earn his Doctorate degree in physical therapy. After graduation, he moved to Minnesota where he worked for NovaCare Rehabilitation and gained his first NFL exposure by interning with the Vikings during

the summer off season program from 2007-2010. He left NovaCare to become the Head Athletic Trainer for the Arena Football League's Chicago Rush in 2011-12, and later returned to Minnesota again to help provide game day coverage during the 2013 season. Jantzi is certified as a Certified Strength and Conditioning Specialist by the National Strength and Conditioning Association. Jantzi is also a certified in Level 2 dry needling. The Vikings staff was honored by their NFL peers as the Athletic Training Staff of the Year for 2017 as part of the annual Ed Block Courage Award gala.

Jantzi, a native of Wood River, NE, and graduate of Wood River High School, is a member of the National Athletic Trainers' Association along with being a licensed physical therapist in Minnesota. Jantzi is married to Sarah and the couple resides in St. Michael with their sons, Daxon and Rocco.



DIRECTOR OF REHABILITATION/ASSISTANT ATHLETIC TRAINER

MATT DUHAMEL

Matt Duhamel is in his 2nd season in 2021 as the Vikings Director of Rehabilitation/Assistant Athletic Trainer. Duhamel was previously a member of the Vikings athletic training staff from 2010-2016 as an Assistant Athletic Trainer/Physical Therapist. From 2016-2020 he was the Director of Athletic Therapy for the NBA's Minnesota Timberwolves.

Duhamel will assist on Eric Sugarman's staff with injury prevention, evaluation, treatment and rehabilitation while drawing on his experience and training as a licensed physical therapist.

Duhamel worked during the offseason in the Twin Cities as an outpatient physical therapist with NovaCare Rehabilitation from 2010-12 while assisting the Vikings in-season and has experience in the NFL prior to joining the Vikings. He spent the 2006 season with the New England Patriots and worked with the team during the off seasons of 2005 and 2010 as an athletic

training intern and physical therapy clinical student.

A member of the National Athletic Trainer's Association and the American Physical Therapy Association, Duhamel earned his undergraduate degree in athletic training at Northeastern University, where he worked with the football and men's basketball teams. He went on to earn his doctorate of physical therapy from Boston University in 2010. Duhamel is certified by the American Board of Physical Therapy Specialties as a Sports Clinical Specialist and by the National Academy of Sports Medicine as a Corrective Exercise Specialist and Performance Enhancement Specialist.

A native of Lawrence, MA, Duhamel resides in Edina, MN, with his wife, Jamie, and their sons, Colin and Ryan.



ASSISTANT ATHLETIC TRAINER

AMANDA DEKANICK

Amanda DeKanick returns to the Vikings athletic training staff for the 4rd season in 2021, her 3rd in a full-time capacity. DeKanick is the first full-time female athletic trainer in the history of the Vikings franchise and was the 8th in the NFL at the time of her hiring in spring 2019.

DeKanick worked as an athletic training camp intern for the Vikings during the 2017 season before heading to Grand Forks, where she primarily worked with the University of North Dakota softball team. Aside from orthopedic injuries, she dealt with mental illness cases including disordered eating and sports psychology.

As an undergrad, DeKanick earned his bachelor's in exercise science from Concordia University in St. Paul where she interned with the football team and went on to earn a master's in athletic training from Texas A&M. While in grad school she assisted in the day-to-day athletic training operations with

the Aggies football, volleyball, and swim and dive teams. She had the opportunity to volunteer to work NCAA DI Baseball Super Regionals in College Station, TX. She is a member of the industries' professional organization, the National Athletic Trainers' Association (NATA). Amanda is certified in Graston Technique and Fascial Abrasion Technique. DeKanick has also been trained in QPR suicide training.

A Twin Cities native and graduate of Irondale High School, growing up in a sports family, she played softball and hockey. DeKanick lives in West St. Paul her dog, Harley. Her hobbies include going to the lake, running with her dog, and trying out new local coffee shops. She enjoys being outdoors and adventuring to new places.

2021 MINNESOTA VIKINGS SPORTS MEDICINE STAFF

- Chris Larson, MD..... Head Team Physician – Orthopedics
- Chris Coetzee, MD..... Team Physician - Orthopedics
- Brian Bjerke, MD..... Team Physician - Orthopedics
- Corey Wulf, MD..... Team Physician - Orthopedics
- Sheldon Burns, MD..... Team Physician – Family Practice/Sports Medicine
- David Olson, MD..... Team Physician – Family Practice/Sports Medicine
- Brian Allen, MD..... Team Physician – Family Practice/Sports Medicine
- David Haase, DC..... Team Chiropractor
- Remi Famadu..... Team Dietician
- Jon Graves, DC..... Sports Medicine Specialist
- Brownell Mack, PsyD, LP..... Mental Health Clinician

Pierre
NOUJAIM

Ron
JOHNSON

Hobie
ARTIGUE

Jim
RICH

Dawn
MITCHELL



VIKINGS FOX
/ LIVE / **9**

THURSDAY
6PM

VIKINGS FOX
 **GAMEDAY**
LIVE

SUNDAY
HOME - 9:30A
AWAY - 10AM

VIKINGS FOX
 **POSTGAME**
TONIGHT

SUNDAY
10:35P



STAFF





CO-DIRECTOR OF PLAYER PERSONNEL

RYAN MONNENS

Ryan Monnens begins his 20th season in the Vikings scouting department in 2021 and his 1st as Co-Director of Player Personnel. Monnens and Jamaal Stephenson share responsibilities overseeing all elements of the Vikings pro and college scouting efforts and is responsible for evaluating NFL players and free agents, draft eligible players, advance scouting of opponents, scouting other professional leagues, and assisting with the pro scouting database.

Monnens spent the past 8 seasons as the Director of Pro Scouting after 8 seasons as a pro scout 3 seasons as a pro personnel assistant. He joined the Vikings as an intern in 1998 and spent the following 3 seasons in public relations with the club.

Monnens played WR at St. John's University in Collegeville, MN (1995-97) under legendary coach John Gagliardi, the all-time

winningest coach in college football history. During his tenure at St. John's, the Johnnies won the Minnesota Intercollegiate Athletic Conference title in 1995 and '96, advanced to the NCAA playoffs, and posted a 25-6-1 record.

A Minnesota native, Monnens grew up in Richmond and attended Rocori High School. Monnens earned his bachelor's degree from St. John's in 1998. Monnens resides in Excelsior with his wife, Krissy, and their daughter, Olivia.



CO-DIRECTOR OF PLAYER PERSONNEL

JAMAAL STEPHENSON

Jamaal Stephenson enters his 20th season with the Vikings in 2021 and enters his 1st as Co-Director of Player Personnel. Stephenson and Ryan Monnens share responsibilities overseeing all elements of the the Vikings pro and college scouting efforts and is responsible for evaluating NFL players and free agents, advance scouting of opponents, scouting other professional leagues, and assisting with the pro scouting database.

In Stephenson's tenure, 16 Vikings rookies have earned All-Rookie accolades and 2, Adrian Peterson and Percy Harvin,

have been named NFL Offensive Rookie of the Year. In 2020, WR Justin Jefferson had a record-shattering rookie season that earned him 2nd-Team Associated Press All-Pro honors, the first Vikings rookie position player to make the AP squad since Randy Moss in 1998.

In 2014 Teddy Bridgewater earned Pepsi NFL Rookie of the Year in fan voting. Since 2007, the Vikings have sent 5 rookie players to the Pro Bowl in their debut seasons- Justin Jefferson (2020), Cordarrelle Patterson (2013), Matt Kalil (2012) Blair Walsh (2012), Percy Harvin (2009) and Adrian Peterson (2007).

In 2009, Stephenson was promoted to Assistant Director of College Scouting after originally joining the club in 2002 as a college scout. Stephenson took over the Vikings college scouting department for the 2014 season.

Stephenson was recognized by the Fritz Pollard Alliance with the NFC Scout of the Year award for the 2012 season, presented during the 2013 Scouting Combine in Indianapolis.

Stephenson joined the Vikings in 2002 after spending 2 years with the Houston Texans as a College Administrator.

Prior to joining the Texans, Stephenson spent one year as a scouting assistant for the Washington Redskins. His duties included evaluations and producing scouting reports. In the spring of 1998, Stephenson coached defensive backs as a graduate assistant at UMass.

Stephenson is a native of Goldsboro, NC. He was a 2-time All-Ivy League honoree at Brown as a DB, and was also awarded the team's "Unsung Hero" Award. He earned his bachelor's in organizational behavior management in 1997, and his master's in sport management from Massachusetts in 1999. In 2003, Stephenson was selected to Brown's All-Decade Football Team for the 1990's. He was honored as part of the 125-year anniversary celebration of football at Brown University.

Stephenson and his wife, Emily, have sons, Noah and Julian, and a daughter, Gabrielle.

DRAFTING AND DEVELOPING

Since the Vikings drafts have been led by Rick Spielman starting in 2007 the club has drafted 15 players who have earned Pro Bowl berths with the Vikings along with rookie free agent finds Adam Thielen and C.J. Ham who came to the Vikings undrafted.

VIKINGS DRAFTED/UNDRAFTED PRO BOWLERS SINCE 2007

PLAYER / DRAFT ROUND / YEAR	PRO BOWLS
Adrian Peterson / 1st Rd. / 2007	7
Sidney Rice / 2nd Rd. / 2007	1
Percy Harvin / 1st Rd. / 2009	1
Everson Griffen / 4th Rd. / 2010	4
Kyle Rudolph / 2nd Rd. / 2011	2
Matt Kalil / 1st Rd. / 2012	1
Harrison Smith / 1st Rd. / 2012	5
Blair Walsh / 6th Rd. / 2012	1
Cordarrelle Patterson / 1st Rd. / 2013	2
Xavier Rhodes / 1st Rd. / 2013	3
Adam Thielen / undrafted / 2013	2
Anthony Barr / 1st Rd. / 2014	4
Teddy Bridgewater / 1st Rd. / 2014	1
Danielle Hunter / 4th Rd. / 2015	2
Eric Kendricks / 2nd Rd. / 2015	1
Dalvin Cook / 2nd Rd. / 2016	2
C.J. Ham / undrafted / 2016	1
Justin Jefferson / 1st Rd. / 2020	1



DIRECTOR OF PRO SCOUTING

REED BURCKHARDT

Reed Burckhardt enters his 13th season with the Vikings and his 1st as Director of Pro Scouting in 2021, having previously served the club as a Pro Scout (2017-19) and Assistant Director of Pro Scouting (2020). He previously covered the Northeast/Atlantic Region of the country as a College Scout/Area for the Vikings after spending 2 seasons as the club's Besto Scout. Burckhardt has gained experience within the franchise in several scouting and personnel roles.

Burckhardt began with the Vikings as an intern in the operations department in 2009, interned with the Vikings scouting department in 2010 and grew into a full-time role with the team. His background in football included his tenure as a 3-year letterwinner as a backup QB at South Dakota State as the team transitioned from a Division II squad to Division I FCS (Division

I-AA). The Jackrabbits capped their transition by winning the 2007 Great West Football Conference title. Following his playing career at SDSU, Burckhardt worked with the football staff in a part-time role with recruiting and assisted coaching the linebackers. He graduated in 2008 with a degree in business.

Burckhardt attended Russell-Tyler-Ruthton High School in rural Southwestern Minnesota where he was a football and basketball standout. He comes from a strong sports family. His father, Keith, was an assistant high school football and basketball coach for 16 seasons, highlighted by Russell High's 3 straight trips to the state 9-man football tournament, winning the state title in 1979. Burckhardt is single and resides in Minneapolis.



DIRECTOR OF COLLEGE SCOUTING

MIKE SHOLITON

Mike Sholiton returns for his 18th season with the Vikings in 2021 and will take on the responsibilities of Director of College Scouting for the club this season.

Sholiton is in his second stint in the NFL after working as an intern with the scouting, video and community relations departments of the St. Louis Rams from 1997-2000. He was a member of the 1999 Rams staff when the team won Super Bowl XXXIV over Tennessee. While working with the Rams scouting department, Sholiton maintained draft boards and collected scouting reports while evaluating and profiling draft eligible seniors for the 1999 Draft.

Sholiton came to the Vikings after 4 seasons with Fresno State where he served as Football Operations Coordinator for the

Bulldogs. During his tenure with Fresno State the team climbed the national charts and posted one of the most successful stints in school history. The Bulldogs went 36-18 in his four seasons with the program and played in four straight bowl games, including wins over Georgia Tech and UCLA in the 2002 and 2003 Silicon Valley Football Classics respectively.

A native of Cleveland, Sholiton was a four-year letterwinner as a receiver and punt returner at Washington University in St. Louis. He earned his bachelor's degree in marketing in 2000 and went on to earn a master's in kinesiology from Fresno State in 2001. Sholiton and wife, Ashley, have a son, Brett, and daughter, Bonnie. The family resides in San Antonio.

THE EVOLVING SYMBOL OF THE NFL

The NFL shield, one of the most recognizable symbols in the sports world, underwent a stylistic upgrade during the 2008 offseason. The new font and design changes pay homage to the history of the League and the logo while turning an eye forward on the future. As the NFL enters its 102nd season in 2021 the new shield symbolizes the progress of the league over those decades and the excellence that has laid the foundation for the modern NFL.

Adjustments to the logo include 8 stars representing the 8 Divisions in the NFL, and the design of the football reflects the design of the football atop the Vince Lombardi Trophy. The blue color is darker and bolder than past shields, and the shape has been refined over past versions.





ASSISTANT DIRECTOR OF COLLEGE SCOUTING

PAT ROBERTS

In his 9th season with the Vikings in 2021, Pat Roberts enters his 1st season as Assistant Director of College Scouting for the Vikings.

Roberts spent the past 8 seasons with the Vikings as a National Scout, coming to the club after 8 seasons with the Cleveland Browns from 2005-12. He originally entered the NFL in 1998 with Chicago and served in a variety of roles with the team. Roberts began with Cleveland as a national scout from 2005-08 before advancing to Director of College Scouting in 2009 and on to Senior National Scout from 2010-12.

Roberts was an in-house scout for the team in 1998 and spent 1999-2003 as the Bears' Northeast Area Scout before moving to

the Southeast Area in 2004. Prior to joining the Bears, Roberts served briefly as the head strength coach and offensive line coach for Division III Millsaps College in Jackson, MS. His coaching career began at his alma mater, DePauw University in Indiana, where he coached RBs in 1995 and offensive line in 1996-97. Roberts was an offensive guard from 1991-94 while earning a degree in exercise science in 1995. He went on to get a master's degree in exercise science from Indiana State in 1998.

Roberts and wife, Allison, have a daughter, Sophia, and son, Ryder.



ASSISTANT DIRECTOR OF PRO SCOUTING

CHRIS BLANCO

Chris Blanco enters his 1st season with Minnesota as the Assistant Director of Pro Scouting. The 2021 campaign will mark his 10th season in the NFL.

Previously with Houston, Blanco spent 9 seasons with the Texans, most recently serving as a pro scout since May 2017. In that role, Blanco evaluated players from the NFL and other professional football leagues in addition to college prospects. He also handled advance scouting of Texans opponents, assisted with player workouts, attended college pro days and conducted positional crosscheck evaluations for the NFL Draft.

From June 2014 to May 2017, Blanco worked as Houston's player personnel scout for 3 seasons after taking on an interim pro scout role from February to May 2014. Blanco entered the

NFL as a Texans pro personnel assistant in June 2012. During his tenure with Houston, the team was named AFC South Division Champions five seasons (2012, 2015-16, 2018-19).

Blanco was a 2-year starter at CB at Dartmouth College from 2003-07, where he earned his bachelor's degree in sociology. In addition to playing football for the Big Green, Blanco also was a member of the Dartmouth boxing team.

Blanco earned a Juris Doctor degree from The University of Iowa College of Law, where he was the co-founder and co-president of the Sports Law Society and served as a recruiting assistant for the Hawkeyes football team. A native of La Mirada, Calif., Blanco currently resides in St. Paul.



PLAYER PERSONNEL ASSISTANT

CAROLINE DEFELICE

Caroline DeFelice begins her 3rd season in the Vikings personnel department in 2021 and 1st as Player Personnel Assistant after serving as a Scouting Intern previously. DeFelice helps coordinate and execute pro and college scouting in addition to helping evaluate talent and opponents.

Prior to joining the Vikings in 2019, DeFelice served as a Player Personnel Assistant with the NFL's Management Council from 2018-19. She assisted with the approval of player contracts, the execution of the daily player personnel notice to Clubs, verifying player eligibility and components of the Collective Bargaining Agreement.

Prior to working with the League office, DeFelice held previous NFL internships and positions with Tampa Bay, Buffalo,

Miami and New England in team operations, public relations, business development and marketing, respectively.

DeFelice's career in football started in 2009 with the UMASS Minutemen from 2009-13 where she assisted with team logistics and day-to-day operations. She is a 2012 graduate of UMass in sport management. She holds a Masters of Education from Oklahoma where she served as Director of Operations for the Women's Soccer program and then as a Graduate Assistant primarily working with Sooner football. A native of Hamilton, Mass., DeFelice is single and resides in the Twin Cities.



COLLEGE SCOUT/AREA

FRANK ACEVEDO

A veteran evaluator with a track record of success, Frank Acevedo enters his 20th season with the Vikings in 2021 and his 27th season in the NFL. Acevedo joined the Vikings after 7 seasons with the Kansas City Chiefs' personnel department and serves the Vikings as a College Scout/Area with coverage of the Midwest and Central Regions.

Acevedo spent 5 seasons as Kansas City's area scout covering the Big 12 region. Prior to being an area scout with the Chiefs he was an assistant in the club's personnel department.

Before joining the Chiefs personnel department, Acevedo was RBs coach at Missouri Western in 1994 and '95. Acevedo was an assistant coach at San Francisco State, from 1985-89.

Acevedo played DB for two seasons at San Francisco State after transferring from Palomar Junior College. He was a team captain at SFSU as a senior and also earned All-Northern California Athletic Conference honors.

Born in Escondido, CA, Acevedo attended San Pasqual High School and went on to earn his bachelor's degree in physical education from SFSU. He and his wife, Phoebe, have a daughter Estella and a son, Antonio.



COLLEGE SCOUT/AREA

JAKE ESSLER

Jake Essler begins his 5th season with the Vikings personnel department and enters his 1st season in his present scouting role after working as a BLESTO scout previously. His primary responsibility is to create early stage evaluations by evaluating NFL level talent college players in the Midwest region. Essler will focus on finding draft eligible talent in schools in the FBS, FCS, Division II and Division III programs.

Essler started with the Vikings as a scouting intern during the 2017 season where he helped assist both pro scouts and college scouts evaluate players. Before joining the Vikings the Spicer, MN native coached running backs at St. John's University and the University of Minnesota-Duluth.

The 2014 graduate of St. John's in Collegeville, Minnesota suited up for 23 games as a running back and return specialist for the Johnnies from 2010-13. In 2012, he played in all 10 games and was named All-MIAC honorable mention. Essler earned his Masters of Education from the University of Minnesota-Duluth in 2017. He is single and resides in Minneapolis, MN.



COLLEGE SCOUT/AREA

BLAINE GRAMER

Blaine Gramer begins his 7th season in the Vikings personnel department in 2021 and enters his 4th season covering the Northeast Region of the country as a College Scout/Area for the team. He was previously the club's BLESTO Scout in 2017, where he focused on finding NFL level talent and creating early stage evaluations on college players in the Midwest region.

Gramer served as a personnel intern for the Vikings in the 2015 and 2016 seasons. He began with the Vikings as an intern in the operations department in 2013. While in operations he assisted in the setup of training camp, team logistics, transpor-

tation and other day-to-day operations.

A 2014 graduate of the University of Minnesota, Gramer earned his bachelor's degree in finance while working as a Student Equipment Manager for Gopher Football. A Minnesota native, Gramer grew up in Moorhead and attended Moorhead High School. He is married to Kelly and resides in Edina, MN.



COLLEGE SCOUT/AREA

SEAN GUSTUS

Sean Gustus returns the Vikings in 2021 serving as a College Scout/Area for his 5th season, working in the Southeast region of the country.

Gustus is an experienced scout who comes to the Vikings from the Los Angeles Rams where he scouted the same region. Prior to his 5 years with the Rams, Gustus worked on the scouting staff of the Philadelphia Eagles for 8 seasons. Gustus got his first experience in scouting with the New England Patriots in 2002 and 2003 as a college scouting assistant. He worked as a quality

control assistant with the Patriots both seasons, assisting the offense and special teams during his tenure.

A 2-year starter at QB for the University of Richmond, Gustus earned his degree in health and sports science from the school. He and wife, Sherri, have 4 children- Trinity, Lanez, Cheyenne and Savannah, and reside in Huntingtown, MD.



COLLEGE SCOUT/AREA

KEVIN McCABE

Kevin McCabe enters his 20th season in college scouting with the Minnesota Vikings, working in the Western and Southwestern portions of the country.

McCabe came to the Vikings from the St. Louis Rams where he spent 8 years in college scouting, from 1994 to 2001. During his tenure with the Rams, the team, known as "the greatest show on turf," fielded one of the most potent offensive attacks in the history of the NFL. In 1999 the Rams went 13-3 in the regular season and won Super Bowl XXXIV over Tennessee. In 2001, St. Louis posted a 14-2 regular season mark and returned to play in Super Bowl XXXVI against New England. In his final three seasons with St. Louis, the Rams amassed a 37-11 regular-season record, won the NFC West title twice (1999, 2001) and finished as the Division runner-up in 2000.

coached OL and DL on back to back CIF championship teams. He went on to coach OL/DL at Canton High in Santa Clarita before he moved to the college ranks from 1990-94, as strength and conditioning coordinator, offensive line coach and special teams coordinator at Pomona-Pitzer College. In 1993, McCabe spent the summer coaching overseas for the East City Giants in Helsinki, Finland.

McCabe is a native of Pasadena, CA and earned a bachelor's degree in political science in 1985 from Princeton University, where he was a two-year letterman for the Tiger football team. Kevin and his wife, Anne, have sons, Torin and Keenan, and a daughter, Katherine. The family resides in Woodland, CA.

McCabe began his career in 1985 as an assistant coach at his alma mater, John Muir High School in Pasadena, CA where he



NATIONAL SCOUT

CHISOM OPARA

Chisom Opara is in his 4th season with the Vikings in 2021 and enters his 1st season as a National Scout. Opara has a wealth of experience in NFL personnel, having worked in Cleveland from 2005-17, climbing to Director of Player Personnel.

Opara joined the Browns after spending the 2004 season as a player personnel assistant with the Baltimore Ravens, where he served as an in-house scout and prepared special teams scouting reports, as well as scouting local colleges.

Opara originally signed with Baltimore as an undrafted free agent WR in 2003 and went to training camp with the team

before being waived at the end of camp. Opara went back to school and graduated from Princeton in 2004 with a bachelor of arts in politics.

Opara played collegiately as a WR at Princeton and finished his career 2nd all-time in receiving yards (2,198) and 3rd in receptions (154). A native of Baltimore, he served as team captain his senior year and was 2nd-team All-Ivy League.

Opara is married to Megan and the couple has a daughter Brooklyn Emiko Opara.



DIRECTOR OF ANALYTICS/PRO SCOUT

SCOTT KUHN

Scott Kuhn returns for his 15th season with the Vikings in 2021 and his 6th as Director of Analytics/Pro Scout, where he will oversee research analysis and project development, and continue in his role as a Pro Scout.

Kuhn works in conjunction with scouting, football, medical and strength and conditioning staffs on projects. He will serve as the primary analyst on draft history, roster construction and player performance. Kuhn directs football analysis for game play and team tendencies along with coordinating XY (Zebra) data analysis. Kuhn will work with Vikings IT to build user interfaces based on analytics discovery.

Kuhn worked with Miami as College Scouting Coordinator for his final 5 seasons. He joined the Dolphins in 2000 as a Player Personnel intern and rose within the organization during his tenure. While in Miami, Kuhn worked closely with Vikings General Manager Rick Spielman and Assistant GM George Paton.

A 1997 graduate of Kansas State University, Kuhn holds a degree in anthropology. He is a native of Topeka, KS and attended Hayden High. Kuhn is married to Rita Kuhn with children Alex and Julia.



BLESTO SCOUT

MITCH JOHNSON-MARTIN

Mitch Johnson-Martin enters 2nd season with the Vikings in 2021 and his 1st as the club's BLESTO Scout covering the central plains region. During his time as a scouting intern in 2020, he worked closely with the pro scouts putting together weekly advances for offense, defense and special teams and assisted in day to day operations of the personnel department.

Johnson-Martin's initial NFL experience was with Green Bay for the 2019 season as an Intern in the partnership and activation department.

A team captain as a senior DB at Minnesota-Duluth, Johnson-Martin helped the Division-II Bulldogs to a 39-9 record during his tenure, including a share of the Northern Sun Conference title in 2018 and berths in the D-II playoffs in 2016 and 2018. He earned a degree in business in 2019.

A native of LaCrosse, WI, Johnson-Martin attended Central High. He is single and resides in Crystal, MN.



SPECIAL ASSISTANT TO THE GENERAL MANAGER/PLAYER DEVELOPMENT MANAGER

KAITLIN ZARECKI

Kaitlin Zarecki is in her 8th season with the Vikings in 2021, her 3rd in her role working with General Manager Rick Spielman and her 1st season working within the Player Development department. In 2021, Zarecki serves as Special Assistant to the General Manager & Player Development Manager.

Zarecki is responsible for coordinating the college scouting, player personnel and daily football operations as well as facilitating player programs primarily focusing on the rookies transition to the NFL. She is the Vikings main point of contact for the NFL Combine, assists with game week preparation, post-game football personnel reports, and scheduling for the GM and scouts.

Zarecki joined the Vikings in March 2014 as a Marketing and Events intern and moved to Events Manager over five years. While working in events, Zarecki helped in planning and organizing some of the team's major milestone ventures including the opening of U.S. Bank Stadium and Twin Cities Orthopedics Performance Center, the International Series in London, Vikings

House for Super Bowl LII, Training Camp in Mankato and Eagan, as well as hosting Taste of the Vikings, Vikings Draft Party and other private and corporate partner events.

In August 2019, Zarecki transitioned from the business side to the football side of the team as the Executive Assistant to the General Manager. In June 2021, her role evolved into her current one.

A native of Stevens Point, WI, Zarecki has a degree in sport management from the University of Minnesota. She was involved in Gopher Athletics as a student, working at TCF Bank Stadium in stadium operations and for the Golden Gopher Fund events team.



CONSULTANT

BUD GRANT

Bud Grant holds a prominent place in the history of the Vikings franchise but also in the state of Minnesota. An icon of the sport and the team, Grant and the Vikings were synonymous for his 18 seasons as head coach of the club.

Grant retired as the winningest head coach in team history following the 1985 season, capping a career that would be honored with induction into the Pro Football Hall of Fame in 1994, making him the first person inducted into Canton and the Canadian Football Hall of Fame (1983). Grant's place among the giants of the game is marked by an NFL career regular season record of 158-96-5, winning 11 division titles and making 12 playoff berths in his 18 seasons leading the Vikings, capped with 4 Super Bowl berths. Grant won 290 total games in the NFL and CFL. Adding to his many honors throughout his career, the City of Minneapolis re-named a street adjacent to the new Vikings stadium as Bud Grant Way on December 1, 2014 and Grant was honored by the State of Minnesota when September 2, 1984 was declared Bud Grant Day. Grant's CFL coaching legend was immortalized in 2014 when a statue of him was unveiled at Winnipeg's new football stadium.

Grant's coaching career began in the CFL in 1957 with the Winnipeg Blue Bombers. Grant moved to the sideline for 10 seasons (1957-66) immediately after retiring as a player for the Blue Bombers from 1953-56 where he played both ways as a WR/DB and was a Western Conference All-Star 3 times. As a coach in Canada, Grant led Winnipeg to the Grey Cup 6 times, winning the title 4 times- 1958, '59, '61, '62.

During a playoff game against Saskatchewan, Grant snared 5 INTs to set a pro football record for a game. He entered pro football as a 1st-round draft pick with the Philadelphia Eagles

where he played for 2 seasons in 1951-52, ranking 2nd in the NFL in receiving in 1952. Grant had a 203-yard receiving day against the Dallas Texans in 1952 that still ranks as the 4th-best day in Eagles history. He was the 2nd-leading receiver in the NFL in 1952 before moving on to Winnipeg for the final 4 seasons of his pro football playing career.

Despite his many connections to Minnesota, Grant is a native of Superior, WI and graduate of Superior High. Upon graduation in 1945 he enlisted in the Navy and spent his basic training at Great Lakes Naval Station in Chicago where he played on a base football team coached by fellow Hall of Famer Paul Brown. Grant enrolled at the University of Minnesota where he would be a 3-sport standout in football, basketball and baseball, garnering 9 total varsity letters with the Gophers. He twice earned All Big Ten honors in football (1948, '49), was recognized as the team MVP and captain in both football and basketball for the Gophers, earning team MVP in basketball in 1948 and football in 1949. In 1950, Grant was honored as the Minnesota Athlete of the Half Century. He was sought after as a pro athlete, being drafted in the 1st round of the 1950 NFL draft, #14 overall, by the Philadelphia Eagles and also by the NBA's Minneapolis Lakers. He won a pair of NBA titles with the Lakers in 1950 and '51 before turning to football where he played in 1951 and '52 for the Eagles.

The Grant family is prominent in Minnesota in many areas. The matriarch of the Grant family, Bud's wife of 59 years, Pat, passed in the spring of 2009. Grant has 6 children, 19 grandchildren and 10 great-grandchildren, all of which live in the Minnesota area.



PERSONNEL CONSULTANT

PAUL WIGGIN

In almost five decades as a player, coach and administrator in the National Football League, Paul Wiggin has been closely linked with the success of several teams.

In his role as a Vikings Personnel Consultant, Wiggin works with the department that is responsible for the evaluation all NFL players and advance scouting of the Vikings' upcoming opponents.

Wiggin first joined the Vikings in 1985 as defensive line coach in Bud Grant's final season as head coach. Wiggin coached the Vikings linemen from '85-91 under Grant and head coach Jerry Burns. He oversaw a line that featured future Hall of Fame DE Chris Doleman and All-Pro DT Keith Millard, who posted 21.0 and 18.0 sacks respectively in 1989, earning Millard NFL Defensive Player of the Year.

Wiggin's career included head coaching jobs at his alma mater, Stanford, from 1980-83 on a team that included John Elway and Darrin Nelson. From 1975-77 Wiggin was head coach of the Kansas

City Chiefs. His coaching career started in 1968 with the San Francisco 49ers defensive line.

As a standout DE for the Cleveland Browns from 1957-67, Wiggin never missed a game, playing in 146 straight. He earned Pro Bowl starts in 1965 and '67 and was named to the Browns all-time team. In 2008 he was inducted as a Cleveland Browns Legend, honoring the top players in franchise history. A 2-time All-American at Stanford, Wiggin was inducted to the College Football Hall of Fame in 2005. He has bachelor's and master's degrees from Stanford.

A native of Modesto (CA), Wiggin attended Manteca Union High. He and his wife, Carolyn, have three children and eight grandchildren.



KFAN

SPORTS RADIO - FM 100.3

**INTERVIEWS, PODCASTS,
HIGHLIGHTS AND MORE!**

DOWNLOAD THE IHEARTRADIO APP FOR FREE TODAY!



A reliable teammate for all seasons.



Get a U.S. Bank Visa® Debit Card with the Minnesota Vikings design when you open any U.S. Bank consumer checking account.

Show your pride with the Vikings card design today.

The Official Bank of
the Minnesota Vikings



[usbank.com](https://www.usbank.com)



All regular account opening procedures apply. \$25 minimum deposit is required to open a U.S. Bank consumer checking account. Deposit products offered by U.S. Bank National Association. Member FDIC. ©2021 U.S. Bank. The issuer of the U.S. Bank Visa Debit Card is U.S. Bank National Association, pursuant to a license from Visa U.S.A. Inc. The Minnesota Vikings and the Vikings logo are registered trademarks of NFL Properties, Inc.

PLAYERS





31

AMEER ABDULLAH

2020 GP/GS

16/0

Career GP/GS

74/22

(35/22 DET, 39/0 MIN)

Playoffs GP/GS

2/0

• Has taken a leading role on Vikings Social Justice Committee, especially following the events of May and June 2020 in Minneapolis that brought worldwide attention to the topic.

• Scored career-high 2 receiving TDs in 2020, both against his former Lions club.

OFF THE FIELD

• In collaboration with Project Success, traveled with Vikings teammates and Twin Cities-area students to Washington, D.C., to tour the National Museum of African American History and Culture. He also visited the United States Holocaust Memorial Museum during the 2019 offseason.

• After being contacted by Dearborn, Mich., students on social media, Abdullah personally assisted local youth groups with ongoing water donation drives for the residents of Flint, Mich., over two years. Impressed by the students' hand-written thank-you notes, Abdullah cited the students' ability to use social media for the greater good as what drew him to the group.

• The youngest of 9 siblings, all of whom have earned college degrees. He has 2 brothers and 6 sisters who have gone on to be lawyers, TV producers, bank managers and business owners.

• Graduated from Nebraska with a degree in history, which he completed in 3-and-a-half years. Earned Academic All-Big Ten honors in 2013 and 2014.

HONORS

• NFC Special Teams Player of the Week at Green Bay (11/15/15).
• Voted by his Lions teammates as the Mel Farr Rookie of the Year Award recipient in 2015.

POSITION: Running Back

HEIGHT/WEIGHT: 5-9/203

DOB: 6-13-93

HOMETOWN: Homewood, AL

HIGH SCHOOL: Homewood

COLLEGE: Nebraska

ACQUIRED: W (DET) 2018

NFL/VIKINGS SEASON: 7/4

PRO

• Signed with Minnesota on 3/18/19.

• Claimed by Minnesota via waivers on 11/7/18.

• Waived by Detroit on 11/6/18.

• Placed on Reserve/Injured list on 9/21/16 with a foot injury.

• Originally selected by the Detroit Lions in the 2nd Round (#54 overall) of the 2015 NFL Draft.

2020: MINNESOTA VIKINGS

• Had career-best 2 receiving TDs on the season, both coming against his former Detroit team: a career-long 22-yard TD catch vs. Detroit (11/8) and a 4-yarder at Detroit (1/3), both thrown by Kirk Cousins.

• Led team in KO returns with a 23.5 average and a long of 33. Ended season with 352 yards on 15 returns.

• Had season-best 107 yards on 4 KORs at Detroit (1/3), including a season-long 33-yarder.

• Had 3 carries for 11 yards and 2 catches for 10 yards at Tampa Bay (12/13) against the eventual Super Bowl champs.

2019: MINNESOTA VIKINGS

• Recorded 5 KO returns for 148 yards at San Francisco (11/11/20), the 2nd-highest kickoff return yardage total of his career.

• Made his NFL playoff debut in the Wild Card win at New Orleans (1/5/20).

• Served as Minnesota's primary kickoff returner in 2019, recording 13 returns for 325 yards (25.0 avg.) with a long of 38.

• Set a career high with 7 special teams tackles in 2019.

• Notched a season-high 27 rushing yards on 4 carries vs. Green Bay (12/23) while catching a career-high 6 passes for 31 yards.

• Had season-high 5 carries for 25 yards at LA Chargers (12/15).

• Caught a 16-yard TD pass from Kirk Cousins in the 3rd quarter



Ameer Abdullah is heavily involved in the Vikings Social Justice Committee and a champion of having players involved in the community. Abdullah spoke on behalf of the team during training camp in 2020 to urge action for positive change.

at Kansas City (11/3), his 1st TD as a Minnesota Viking.

- Posted the team's longest kick return of the season at Detroit (10/20) by going 38 yards on his 2nd kick return of the game. The 38-yard run-back was the 2nd-longest of his career.

2018: MINNESOTA VIKINGS/DETROIT LIONS

- Served as Minnesota's primary kick returner for the final 7 games of the season after beginning the year with Detroit.
- Had 2 KOR for 52 yards and notched 1 special teams tackle at Detroit (12/23) in his 1st meeting with his former team.
- Made his Vikings debut at Chicago (11/18), catching 1 pass for 10 yards and returning 2 kickoffs for 57 yards.
- Claimed by Minnesota on 11/7/18.
- Waived by Detroit on 11/6/18.
- Played in 3 games for Detroit to start the 2018 season.

2017: DETROIT LIONS

- Set career highs with 165 carries and 4 rushing TDs.
- Inactive in Weeks 13-14.
- Rushed for a career-high 94 yards and 1 TD on 20 attempts in Week 4 at Minnesota (10/1).

2016: DETROIT LIONS

- Placed on Injured Reserve (foot) on 9/21.
- Rushed 6 times for 38 yards in Week 2 (9/18) vs. Tennessee before a 2nd quarter injury sidelined him.
- Led the ground attack for Detroit in Week 1 at Indianapolis (9/11) with 63 rushing yards on 12 carries. Hauled in 5 receptions for 57 yards and 1 touchdown in the victory.

2015: DETROIT LIONS

- Contributed both on offense and special teams as a return

man in his 1st NFL season.

- Finished his debut season with a career-high 597 rushing yards. As a return man, posted career highs with 37 kickoff returns for 1,077 yards.
- With 115 all-purpose yards (44 rushing, 7 receiving, 64 kickoff return) in Week 17 at Chicago, Abdullah became the 3rd rookie in team history with 1,800+ all-purpose yards (RB Billy Sims, 1,907 in 1980; RB Barry Sanders, 1,870 in 1989). His total of 1,857 is the 3rd-most by a rookie in franchise history. In total, he gained 780 yards from scrimmage (597 rushing, 183 receiving) and 1,077 on kickoff returns.
- With 117 all-purpose yards in the Lions' 32-17 win over San Francisco (12/27), Abdullah became the 3rd Lions rookie to reach 1,700+ all-purpose yards.
- Returned 2 kickoffs for 134 yards at Green Bay (11/15), including a 104-yard return, which tied an NFL record for the longest non-scoring play.
- Returned 6 kickoffs for 151 yards, which are both career-highs, in Week 8 at Kansas City in London (11/1).
- Notched his 1st NFL receiving TD vs. Denver (9/27).
- Had 94 total yards from scrimmage in his NFL debut at San Diego (9/13), the 3rd-most by a Lions rookie in Week 1 since 1960, and he scored his 1st NFL TD on a 24-yard rush.

COLLEGE

- Ended his collegiate career at Nebraska as the only player to record 3 consecutive seasons with 1,000+ rushing yards (1,137 in 2012; 1,690 in 2013; 1,611 in 2014).
- Started in all 53 games he played and concluded his 4-year career with 813 carries, 4,744 yards and 29 TDs, as well as 73

ABDULLAH'S NFL TOTALS

Year	GP/GS	RUSHING				TD	RECEIVING				TD	ST Tklfs.
		Att.	Yds.	Avg.	Lg.		No.	Yds.	Avg.	Lg.		
2015 (Det)	16/9	143	597	4.2	36	2	25	183	7.3	36	1	0
2016 (Det)	2/2	18	101	5.6	24	0	5	57	11.4	18	1	0
2017 (Det)	14/11	165	552	3.3	34	4	25	162	6.5	22	1	0
2018	10/0	1	1	1.0	1	0	3	28	9.3	12	0	1
(Det)	3/0	1	1	1.0	1	0	2	18	9.0	12	0	0
(Min)	7/0	0	0	0.0	0	0	1	10	10.0	10	0	1
2019 (Min)	16/0	23	115	5.0	15	0	15	88	5.9	16t	1	7
Playoffs	2/0	1	9	9.0	9	0	1	7	7.0	7	0	2
2020 (Min)	16/0	8	42	5.3	13	0	8	58	7.25	22t	2	1
Total	74/22	358	1408	3.9	36	6	81	576	7.1	36	6	9
Playoffs	2/0	1	9	9.0	9	0	1	7	7.0	7	0	2

KICKOFF RETURNS

Year	KOR	Yds.	Avg.	Lg.	TD
2015 (Det)	37	1,077	29.1	104	0
2016 (Det)	0	0	0.0	0	0
2017 (Det)	8	179	22.4	29	0
2018	14	365	26.1	33	0
(Det)	4	107	26.8	32	0
(Min)	10	258	25.8	33	0
2019 (Min)	13	325	25.0	38	0
Playoffs	6	151	25.2	39	0
2020 (Min)	15	352	23.5	33	0
Total	87	2298	26.4	104	0
Playoffs	6	151	25.2	39	0

ABDULLAH'S TOUCHDOWNS

GAME	PLAY
at San Diego, 9/13/15	24 rush
vs. Denver, 9/27/15	16 pass from Stafford
at New Orleans, 12/21/15	15 rush
vs. Indianapolis, 9/11/16	11 pass from Stafford
at Minnesota, 10/1/17	3 rush
at Green Bay, 11/6/17	4 rush
vs. Cleveland, 11/12/17	8 rush
at Chicago, 11/19/17	2 pass from Stafford
vs. Green Bay, 12/31/17	7 rush
at Kansas City, 11/3/19	16 pass from Cousins
vs. Detroit, 11/8/20	22 pass from Cousins
at Detroit, 1/3/21	4 pass from Cousins
Total	12 (6 rushing, 6 receiving)

SINGLE-GAME CAREER HIGHS (* - playoffs)

Rushing Attempts	21	at Green Bay, 11/6/17
Rushing Yards	94	at Minnesota, 10/1/17
Long Rush	36	vs. Green Bay, 12/3/15
Rushing TD	1	6x, last vs. Green Bay, 12/31/17
Receptions	6	vs. Green Bay, 12/23/19
Receiving Yards	57	at Indianapolis, 9/11/16

Long Reception	36	at San Diego, 9/13/15
Receiving TDs	1	6x, last at Detroit, 1/3/21
All-Purpose Yards	212	at New Orleans, 12/21/15
Kickoff Returns	6	at Kansas City, 11/1/15
KO Return Yards	151	at Kansas City, 11/1/15
Long KO Return	104	at Green Bay, 11/15/15

receptions for 690 yards and 7 TDs as a receiver.

- As a return man, his career included 61 KO returns for 1,592 yards and 1 TD, and 31 punt returns for 316 yards and 1 TD.
- Totaled 7186 all-purpose yards on 978 attempts in 53 games (135.6 yards per game).
- As a senior was named a 2014 2nd-Team All-American (Walter Camp, CBS, Scout, Athlon, *Associated Press*, *Sports Illustrated*), 2014 Doak Walker Finalist and 2014 2nd-Team All-Big Ten.
- Named a 2013 1st Team All-Big Ten and 3rd Team All-American by *Associated Press* as a junior and earned 2nd Team All-Big Ten honors as a sophomore.

PREP

- As a senior at Homewood (AL) High, rushed for 1,800 yards while adding 515 yards receiving and 4 punt return TDs. Named the 2010 Alabama South Region Player of the Year.
- Participated in track and field, competing as a sprinter and long jumper.

ABDULLAH'S CAREER GAME-BY-GAME (* starts)

2015	DET	RUSHING					RECEIVING				
		Att.	Yards	Avg.	Long	TD	No.	Yards	Avg.	Long	TD
9/13	@ SD	7	50	7.1	24T	1	4	44	11.0	36	0
9/20	@MIN*	6	9	1.5	7	0	1	9	9.0	9	0
9/27	DEN	8	23	2.9	9	0	2	19	9.5	16T	1
10/5	@ SEA*	13	33	2.5	9	0	2	11	5.5	12	0
10/11	ARI	6	16	2.7	5	0	1	9	9.0	9	0
10/18	CHI*	14	48	3.4	12	0	3	21	7.0	13	0
10/25	MIN	8	43	5.4	13	0	0	0	0.0	0	0
11/1	@ KC	1	3	3.0	3	0	0	0	0.0	0	0
11/15	@ GB	5	15	3.0	9	0	1	7	7.0	7	0
11/22	OAK	12	44	3.7	9	0	1	2	2.0	2	0
11/26	PHI*	16	63	3.9	23	0	1	12	12.0	12	0
12/3	GB*	13	67	5.2	36	0	0	0	0.0	0.0	0
12/13	@ STL*	7	23	3.3	7	0	2	21	10.5	14	0
12/21	@ NO*	9	77	8.6	27	1	2	12	6.0	7	0
12/27	SF*	8	39	4.9	10	0	4	9	2.3	4	0
1/3/16	@ CHI*	10	44	4.4	11	0	1	7	7.0	7	0
GP/GS: 16/9		143	597	4.2	36	2	25	183	7.3	36	1

2016	DET	Att.	Yards	Avg.	Long	TD	No.	Yards	Avg.	Long	TD
9/11	@IND*	12	63	5.3	13	0	5	57	11.4	18	1
9/18	TEN*	6	38	6.3	24	0	0	0	0.0	0	0
9/25	@ GB		INJURED RESERVE								
10/2	@ CHI		INJURED RESERVE								
10/9	PHI		INJURED RESERVE								
10/16	STL		INJURED RESERVE								
10/23	WAS		INJURED RESERVE								
10/30	@ HOU		INJURED RESERVE								
11/6	@ DET		INJURED RESERVE								
11/20	JAX		INJURED RESERVE								
11/24	MIN		INJURED RESERVE								
12/4	@ NO		INJURED RESERVE								
12/11	CHI		INJURED RESERVE								
12/18	@ NYG		INJURED RESERVE								
12/26	@ DAL		INJURED RESERVE								
1/1/16	GB		INJURED RESERVE								
GP/GS: 2/2		18	101	5.6	24	0	5	57	11.4	18	1

2017	DET	RUSHING					RECEIVING				
		Att.	Yards	Avg.	Long	TD	No.	Yards	Avg.	Long	TD
9/10	ARI*	15	30	2.0	7	0	3	11	3.7	6	0
9/18	@ NYG*	17	86	5.1	34	0	0	0	0.0	0	0
9/24	ATL*	14	47	3.4	11	0	3	39	13.0	22	0
10/1	@MIN*	20	94	4.7	29	1	3	15	5.0	8	0
10/8	CAR*	10	31	3.1	16	0	1	3	3.0	3	0
10/15	@ NO*	14	54	3.9	34	0	0	0	0.0	0	0
10/29	PIT*	11	27	2.5	8	0	3	11	3.7	8	0
11/6	@ GB*	21	48	2.3	11	1	1	9	9.0	9	0
11/12	CLE*	11	52	4.7	20	1	1	3	3.0	3	0
11/19	@ CHI*	11	22	2.0	11	0	2	13	6.5	11	1
11/23	MIN*	6	14	2.3	5	0	3	29	9.7	18	0
12/3	@ BAL		INACTIVE								
12/10	@ TB		INACTIVE								
12/16	CHI	1	8	8.0	8	0	3	13	4.3	11	0
12/24	@ CIN	6	21	3.5	6	0	1	5	5.0	5	0
12/31	GB	8	18	2.3	7	1	1	11	11.0	11	0
GP/GS: 14/11		165	552	3.4	34	4	25	162	6.5	22	1

2018	DET/MIN	Att.	Yards	Avg.	Long	TD	No.	Yards	Avg.	Long	TD
9/10	NYJ		INACTIVE								
9/16	@ SF		INACTIVE								
9/23	NE		INACTIVE								
9/27	@ DAL		INACTIVE								
10/7	GB	0	0	0.0	0	0	0	0	0.0	0	0
10/21	@ MIA	1	1	1.0	1	0	1	12	12.0	12	0
10/28	SEA	0	0	0.0	0	0	1	6	6.0	6	0
11/4	@ MIN		INACTIVE								
WAIVED BY DETROIT 11/6/18											
CLAIMED BY MINNESOTA 11/7/18											
11/18	@ CHI	0	0	0.0	0	0	1	10	10.0	10	0
11/25	GB	0	0	0.0	0	0	0	0	0.0	0	0
12/2	@ NE	0	0	0.0	0	0	0	0	0.0	0	0
12/10	@ SEA	0	0	0.0	0	0	0	0	0.0	0	0
12/16	MIA	0	0	0.0	0	0	0	0	0.0	0	0
12/23	@ DET	0	0	0.0	0	0	0	0	0.0	0	0
12/31	CHI	0	0	0.0	0	0	0	0	0.0	0	0
GP/GS: 10/0		1	1	1.0	1	0	3	28	9.3	12	0

2019	MIN	Att.	Yards	Avg.	Long	TD	No.	Yards	Avg.	Long	TD
9/8	ATL	2	8	4.0	6	0	0	0	0.0	0	0
9/15	@ GB	1	2	2.0	2	0	0	0	0.0	0	0
9/22	OAK	0	0	0.0	0	0	0	0	0.0	0	0
9/29	@ CHI	0	0	0.0	0	0	2	14	7.0	8	0
10/6	@ NYG	3	24	8.0	15	0	0	0	0.0	0	0
10/13	PHI	0	0	0.0	0	0	0	0	0.0	0	0
10/20	@ DET	0	0	0.0	0	0	0	0	0.0	0	0
10/24	WAS	0	0	0.0	0	0	0	0	0.0	0	0
11/3	@ KC	1	2	2.0	0	0	1	16	16.0	16t	1
11/10	@ DAL	0	0	0.0	0	0	0	0	0.0	0	0
11/17	DEN	1	5	5.0	5	0	2	11	5.5	6	0
12/2	@ SEA	0	0	0.0	0	0	0	0	0.0	0	0
12/8	DET	0	0	0.0	0	0	1	2	2.0	2	0
12/15	@ LAC	5	25	5.0	11	0	0	0	0.0	0	0
12/23	GB	4	27	6.8	15	0	6	31	5.2	10	0
12/29	CHI	6	22	3.7	11	0	3	14	4.7	7	0
GP/GS: 16/0		23	115	5.0	15	0	15	88	5.9	16t	1
2019 Playoffs											
1/5/20	@ NO	1	9	9.0	9	0	0	0	0.0	0	0
1/11/20	@ SF	0	0	0.0	0	0	1	7	7.0	7	0
GS/GS: 2/0		1	9	9.0	9	0	1	7	7.0	7	0

RUSHING

2020	MIN	Att.	Yards	Avg.	Long	TD	No.	Yards	Avg.	Long	TD
9/13	GB	0	0	0.0	0	0	0	0	0.0	0	0
9/20	@ IND	0	0	0.0	0	0	0	0	0.0	0	0
9/27	TEN	0	0	0.0	0	0	0	0	0.0	0	0
10/4	@ HOU	0	0	0.0	0	0	0	0	0.0	0	0
10/11	@ SEA	0	0	0.0	0	0	0	0	0.0	0	0
10/18	ATL	2	7	3.5	4	0	1	1	1.0	1	0
11/1	@ GB	0	0	0.0	0	0	0	0	0.0	0	0
11/8	DET	0	0	0.0	0	0	1	22	22.0	22	1
11/16	@ CHI	0	0	0.0	0	0	0	0	0.0	0	0
11/22	DAL	0	0	0.0	0	0	0	0	0.0	0	0
11/29	CAR	0	0	0.0	0	0	0	0	0.0	0	0
12/6	JAX	2	11	5.5	7	0	0	0	0.0	0	0
12/13	@ TB	3	11	3.7	4	0	2	10	5.0	6	0
12/20	CHI	0	0	0.0	0	0	0	0	0.0	0	0
12/25	@ NO	1	13	13.0	13	0	0	0	0.0	0	0
1/3/21	@ DET	0	0	0.0	0	0	3	7	2.3	6	1
GP/GS: 16/0		8	42	5.3	13	0	8	58	7.3	22t	2

RECEIVING



24

MACKENSIE ALEXANDER

POSITION: Cornerback
HEIGHT/WEIGHT: 5-10/192
DOB: 11-12-93
HOMETOWN: Immokalee, FL

HIGH SCHOOL: Immokalee
COLLEGE: Clemson
ACQUIRED: FA (CIN) 2021
NFL/VIKINGS SEASON: 6/5

2020 GP/GS 13/10 (CIN) **Career GP/GS** 68/20 (55/10-MIN, 13/10-CIN) **Playoffs GP/GS** 2/0 - MIN

- Re-joined Vikings as a free agent from the Bengals for 2021 where he started a career-high 10 games in 2020.
- Registered 4.0 sacks in 2018 to lead all NFL CBs and tied Robert Griffith for the most in a single season by a Vikings DB.
- Selected by Minnesota in the 2nd round with the 54th overall pick in the 2016 NFL Draft.

OFF THE FIELD

- Honored by Collier County, Florida, when June 28, 2016, was recognized as Mackensie Alexander Day to honor his success and charitable works.
- Helped host Special Olympics MN athletes for an evening of flag football at TCO Performance Center.
- Spoke to the Vikings' 2017 rookie class during the team's Rookie Success Program in the offseason.
- Twin brother, Mackenro, played at Auburn and Northeast Mississippi Community College before transferring to Iowa State, where he finished his collegiate career.
- Born to Haitian immigrants in South Florida who picked tomatoes and oranges to provide for the family.
- Spoke at a migrant workers conference in Pennsylvania during the 2017 offseason.
- Friends with Raiders' 2016 1st-round selection S Karl Joseph and his family, who also share Haitian heritage.
- Teamed up with Adidas to donate \$10,000 worth of shoes to the Collier County Boys & Girls Clubs in his hometown just days after being drafted.
- Majored in parks, recreation and tourism.
- Frequently visits Haiti, including a trip after the team's Thanksgiving game in 2017.

PRO

- Selected by Minnesota in the 2nd round with the 54th overall pick in the 2016 NFL Draft.
- Placed on Injured Reserve by Vikings on 1/10/20.
- Signed as unrestricted free agent with Cincinnati on 3/27/20.
- Re-signed with Minnesota as a free agent in March 2021.

2020: CINCINNATI BENGALS

- Played in 13 games, with 10 starts (all at nickel CB) and totaled 47 tackles, 6 PDs and 1 INT.
- Spent time on Reserve/COVID-19 list (11/7-11), during Bengals bye week, but did not miss game action.
- Had season-high 8 tackles on at Philadelphia (9/27).
- In game vs. Pittsburgh (12/21), posted 6 tackles, 2 PDs and an INT (21-yard return) that set up a Bengals' TD drive to put Cincinnati up 17-0 in the 2nd quarter.

2019: MINNESOTA VIKINGS

- Appeared in 13 games with 4 starts, finishing with 38 total tackles (33 solo), 1 TFL, 1 FR and 1 INT.
- Made his 2nd start of the season at Seattle (12/2), recording his 1st career fumble recovery.
- Made a career-high 11 total tackles (9 solo) vs. Green Bay along with 1 pass defended.
- Placed on Injured Reserve on 1/10/20 prior to the team's Divisional Round game at San Francisco.

2018: MINNESOTA VIKINGS

- Started a career-high 6 games in 2018, playing primarily as the nickel corner.
- Led all NFL CBs with 4.0 sacks in 2018, tying Robert Griffith's franchise record for most single-season sacks by a DB.
- Led the team with 10 PBU's on the season.
- Made his first career start at Green Bay (9/16), recording 7 tackles (7 solo) and coming up with a key sack, the first of his career, to halt an overtime drive.

2017: MINNESOTA VIKINGS

- Appeared in 14 games and helped the Vikings defense rank No. 1 in points allowed and yards allowed.
- Snagged his 1st career INT, and 1st since his HS days, at Washington (11/12) on his 24th birthday, also adding a solo tackle and 2 PD.
- Tallied his 1st career TFL vs. Los Angeles (11/19) along with 2 solo tackles and a PD.
- Tallied 2 tackles (1 solo) and a PD vs. New Orleans (1/14/18) in his first career playoff game.

2016: MINNESOTA VIKINGS

- Finished his rookie campaign with 6 tackles (5 solo), 1 PD and 1 special teams stop after being placed on Injured Reserve on 12/23 with an abdominal injury.
- Notched 1 special teams tackle in his NFL debut at Tennessee (9/11).
- Posted his 1st career tackle at Carolina (9/25).
- Tallied 1 solo tackle and his 1st career PD vs. Houston (10/9).

COLLEGE

- Declared for NFL Draft after his redshirt sophomore season.
- Allowed only 2 TDs in his collegiate career and none in his final 23 games.
- Named a semifinalist for the Jim Thorpe Award as well as selected 2nd-team All-American by the AP in 2015.
- Selected 1st-team Freshman All-American by FWAA and Honorable Mention All-ACC by media and coaches in 2014.
- Had 22 tackles, 2 TFL, 6 PD and 1 FR in 13 games in 2014.
- Redshirted in 2013 after suffering an injury in the preseason.

PREP

- Helped his Immokalee High team to an 11-4 record and a berth in 5A title game in 2012.
- Played in the U.S. Army All-American game.
- 1st-Team All-State selection as a senior.
- Totaled 139 tackles and 10 INTs in his HS career.
- Also ran track and wrestled.
- Rated in the top-15 wrestlers in Florida in his weight class.

ALEXANDER'S NFL TOTALS

Year	GP/GS	Solo	Asst.	Total	Sacks	INTs	PBU	TFL	QBH	FF/FR	Special Teams
2016 (Min)	13/0	5	1	6	0.0	0	0	0	0	0/0	1
2017 (Min)	14/0	13	6	19	0.0	1 (10)	6	1	1	0/0	2
Playoffs	2/0	2	2	4	0.0	0	0	0	0	0/0	0
2018 (Min)	15/6	37	9	46	4.0	0	10	7	5	0/0	1
2019 (Min)	13/4	33	5	38	0.5	1 (0)	5	1	2	0/1	1
Playoffs	0/0	0	0	0	0.0	0	0	0	0	0/0	0
2020 (Cin)	13/10	32	15	47	0.0	1 (21)	6	1	0	0/0	0
Total	68/20	120	36	156	4.5	3 (31)	27	10	8	0/1	5
Playoffs	2/0	2	2	4	0.0	0	1	0	0	0/0	0

SINGLE-GAME CAREER HIGHS (* - playoffs)

Total Tackles	11.....vs. Green Bay, 12/23/19	Tackles for Loss	2.....2x, last vs. Miami, 12/16/18
Solo Tackles	8.....vs. Green Bay, 12/23/19	Sack	1.....4x, last vs. Miami, 12/16/18
Interception	1.....3x, last vs. Pittsburgh, 12/21/20	QB Hurry	1.....8x, last at Detroit, 10/29/19
Passes Defensed	3.....vs. New York Giants, 11/29/20	Sp. Teams Tackles	1.....5x, last vs. Denver, 11/17/19

ALEXANDER'S SACKS

GAME	QB	SACK
at Green Bay, 9/16/18	Aaron Rodgers	1.0
vs. Arizona, 10/14/18	Josh Rosen	1.0
vs. Detroit, 11/4/18	Matthew Stafford	1.0
vs. Miami, 12/16/18	Ryan Tannehill	1.0
vs. Philadelphia, 10/13/19	Carson Wentz	0.5
Total		4.5

ALEXANDER'S INTERCEPTIONS

GAME	QB	INT (Yds)
at Washington, 11/12/17	Kirk Cousins	1 (10)
vs. Philadelphia, 10/13/19	Carson Wentz	1 (0)
vs. Pittsburgh, 12/21/20	Ben Roethlisberger	1 (21)
Total		3 (31)

ALEXANDER'S CAREER GAME-BY-GAME (*starts)

2016	MIN	U	A	T	TFL	SK	QH	FF	FR	INT	PD
9/11	@ TEN	0	0	0	0	0.0	0	0	0	0	0
9/18	GB	0	0	0	0	0.0	0	0	0	0	0
9/25	@ CAR	0	1	1	0	0.0	0	0	0	0	0
10/3	NYG	0	0	0	0	0.0	0	0	0	0	0
10/9	HOU	1	0	1	0	0.0	0	0	0	0	1
10/23	@ PHI	0	0	0	0	0.0	0	0	0	0	0
10/31	@ CHI	0	0	0	0	0.0	0	0	0	0	0
11/6	DET	1	0	1	0	0.0	0	0	0	0	0
11/13	@ WAS	3	0	3	0	0.0	0	0	0	0	0
11/20	ARI	0	0	0	0	0.0	0	0	0	0	0
11/24	@ DET	0	0	0	0	0.0	0	0	0	0	0
12/1	DAL	INACTIVE									
12/11	@ JAX	0	0	0	0	0.0	0	0	0	0	0
12/18	IND	0	0	0	0	0.0	0	0	0	0	0
12/24	@ GB	INACTIVE									
1/1/17	CHI	INJURED RESERVE									
GP/GS: 13/0		5	1	6	0	0.0	0	0	0	0	1

2018	MIN	U	A	T	TFL	SK	QH	FF	FR	INT	PD
9/9	SF	INACTIVE									
9/16	@ GB*	7	0	7	1	1.0	1	0	0	0	0
9/23	BUF*	1	2	3	0	0.0	0	0	0	0	0
9/27	@ LAR	1	1	2	0	0.0	0	0	0	0	0
10/7	@ PHI*	3	0	3	0	0.0	1	0	0	0	0
10/14	ARI*	4	1	5	2	1.0	1	0	0	0	2
10/21	@ NYJ	0	0	0	0	0.0	0	0	0	0	0
10/28	NO	1	0	1	0	0.0	0	0	0	0	0
11/4	DET*	3	1	4	1	1.0	1	0	0	0	0
11/18	@ CHI	2	0	2	0	0.0	0	0	0	0	2
11/25	GB*	2	2	4	0	0.0	0	0	0	0	0
12/2	@ NE	3	1	4	0	0.0	0	0	0	0	1
12/10	@ SEA	1	0	1	0	0.0	0	0	0	0	0
12/16	MIA	3	0	3	2	1.0	1	0	0	0	2
12/23	@ DET	4	0	4	1	0.0	0	0	0	0	2
12/30	CHI	2	1	3	0	0.0	0	0	0	0	1
GP/GS: 15/6		37	9	46	7	4.0	5	0	0	0	10

2017	MIN	U	A	T	TFL	SK	QH	FF	FR	INT	PD
9/11	NO	0	0	0	0	0.0	0	0	0	0	1
9/17	@ PIT	1	0	1	0	0.0	0	0	0	0	0
9/24	TB	1	2	3	0	0.0	0	0	0	0	1
10/1	DET	1	1	2	0	0.0	0	0	0	0	1
10/9	@ CHI	1	0	1	0	0.0	0	0	0	0	0
10/15	GB	2	1	3	0	0.0	0	0	0	0	1
10/22	BAL	INACTIVE									
10/29	@ CLE	2	1	3	0	0.0	0	0	0	0	0
11/12	@ WAS	1	0	1	0	0.0	0	0	0	1	2
11/19	LAR	2	0	2	1	0.0	1	0	0	0	1
11/23	@ DET	0	0	0	0	0.0	1	0	0	0	1
12/3	@ ATL	0	0	0	0	0.0	0	0	0	0	1
12/10	@ CAR	1	1	2	0	0.0	0	0	0	0	0
12/17	CIN	INACTIVE									
12/23	@ GB	1	0	1	1	0.0	0	0	0	0	0
12/31	CHI	0	0	0	0	0.0	0	0	0	0	0
GP/GS: 14/0		13	6	19	2	0.0	2	0	0	1	9
2017 Playoffs											
1/14/18	NO	1	1	2	0	0.0	0	0	0	0	1
1/21/18	@ PHI	1	1	2	0	0.0	0	0	0	0	0
GP/GS: 2/0		2	2	4	0	0.0	0	0	0	0	1

2019	MIN	U	A	T	TFL	SK	QH	FF	FR	INT	PD
9/8	ATL	1	0	1	0	0.0	0	0	0	0	0
9/15	@ GB	INACTIVE									
9/22	OAK	INACTIVE									
9/29	@ CHI	3	0	3	0	0.0	0	0	0	0	0
10/6	@ NYG	INACTIVE									
10/13	PHI	3	0	3	0	0.5	1	0	0	1	1
10/20	@ DET	3	1	4	0	0.0	1	0	0	0	0
10/24	WAS	1	0	1	0	0.0	0	0	0	0	1
11/3	@ KC*	2	0	2	0	0.0	0	0	0	0	0
11/10	@ DAL	2	1	3	0	0.0	0	0	0	0	2
11/17	DEN	0	0	0	0	0.0	0	0	0	0	0
12/2	@ SEA*	0	0	0	0	0.0	0	0	1	0	0
12/8	DET*	3	1	4	0	0.0	0	0	0	0	1
12/15	@ LAC	2	0	2	0	0.0	0	0	0	0	0
12/23	GB	9	2	11	0	0.0	0	0	0	0	1
12/29	CHI*	4	0	4	1	0.0	0	0	0	0	0
GP/GS: 13/3		33	5	38	1	0.5	2	0	1	1	6
2019 Playoffs											
1/5/20	@ NO	INACTIVE									
1/11/20	@ SF	RESERVE/INJURED									
GP/GS: 0/0		0	0	0	0	0.0	0	0	0	0	0

2020	CIN	U	A	T	TFL	SK	QH	FF	FR	INT	PD
9/13	LAC*	0	0	0	0	0.0	0	0	0	0	0
9/17	@CLE	2	2	4	0	0.0	0	0	0	0	0
9/27	@PHI*	7	1	8	1	0.0	0	0	0	0	0
10/4	JAX	INACTIVE									
10/11	@BAL	INACTIVE									
10/18	@IND*	2	0	2	0	0.0	0	0	0	0	0
10/25	CLE	3	1	4	0	0.0	0	0	0	0	1
11/11	TEN	3	0	3	0	0.0	0	0	0	0	0
11/15	@PIT*	2	2	4	0	0.0	0	0	0	0	0
11/22	@WAS*	2	3	5	0	0.0	0	0	0	0	0
11/29	NYG*	2	0	2	0	0.0	0	0	0	0	3
12/6	@MIA*	1	5	6	0	0.0	0	0	0	0	0
12/13	DAL*	2	0	2	0	0.0	0	0	0	0	0
12/21	PIT*	6	0	6	0	0.0	0	0	0	1	2
12/27	@HOU*	0	1	1	0	0.0	0	0	0	0	0
1/3	BAL	INACTIVE									
GP/GS: 13/10		32	15	47	1	0.0	0	0	0	1	6



65

ZACK BAILEY

POSITION: Offensive Line
HEIGHT/WEIGHT: 6-5/299
DOB: 11-8-95
HOMETOWN: Summerville, SC

HIGH SCHOOL: Summerville
COLLEGE: South Carolina
ACQUIRED: PS 2020
NFL/VIKINGS SEASON: 3/2

2020 GP/GS	Career GP/GS	Playoffs GP/GS
PS	0/0	0/0

- Spent last 4 weeks of 2020 season on Vikings practice squad.
- Entered NFL as a rookie free agent with Tampa Bay in 2019.

OFF THE FIELD

- Earned degree in criminal justice in December 2018.
- Visited MacDill Air Force Base during rookie season in Tampa.
- Teammate in college with Vikings DE D.J. Wonnum.

PRO

- Signed with the Vikings practice squad on 12/8/20.
- Was on Tampa Bay practice squad to start 2020 season.
- Originally signed as a rookie FA with Tampa on 5/10/19.

2020: MINNESOTA/TAMPA BAY

- Spent final 4 games of season on Vikings practice squad, joining the club on 12/8/20.
- On Tampa practice squad for the opening 8 weeks of season.
- Spent training camp with Tampa Bay, released on 9/6 in 53-man roster cuts.

2019: TAMPA BAY

- Made Bucs 53-man roster to start season, on the game-day inactive list in Weeks 1-5.
- Placed on Injured Reserve 10/10/19 for rest of season.
- Originally signed with Bucs as a rookie free agent 5/10/19.

COLLEGE

- Started 38 games and played in 46 in his South Carolina career (2015-18), getting the start in 27 games at LG, 8 at RT and 3 at C.
- Earned 2nd-Team All-SEC by coaches and media as a senior.
- Starter at LG as a senior before suffering broken leg in season finale, missing team's bowl game and East-West Shrine game.
- Starter at RT as a junior in 2017, opening 8 games.
- Started all 13 games in 2016 at LG after making 5 starts as a true freshman, 3 at C and 2 at LG.

PREP

- Consensus 4-star recruit at Summerville (SC) High, near Charleston, ranked as high as the #2 player in South Carolina and #5 OG in nation by Rivals.
- Named 1 of 5 finalists for state's Mr. Football, played in Shrine Bowl of the Carolinas vs. the North Carolina all-stars.

BAILEY'S CAREER GAMES/STARTS	
Year	GP/GS
2019 (TB).....	0/0
2020 (TB/Min- Practice Squad).....	0/0
Totals	0/0



34

JAKE BARGAS

POSITION: Fullback
HEIGHT/WEIGHT: 6-2/250
DOB: 11-28-96
HOMETOWN: Boca Raton, FL

HIGH SCHOOL: St. Andrews
COLLEGE: North Carolina
ACQUIRED: UDFA 2020
NFL/VIKINGS SEASON: 2/2

2020 GP/GS
0/0

Career GP/GS
0/0

Playoffs GP/GS
0/0

future Chicago Bears QB Mitch Trubisky.

- Played in 1st career game at New Orleans (12/25/20), spending rest of 2020 season on Vikings practice squad.
- Joined Vikings as an UDFA following 2020 Draft.
- Teammates at North Carolina with Vikings teammates Myles Dorn and Chazz Surratt.

- Played in all 48 games during his Tar Heels career, catching 21 passes for 189 yards and 2 TDs. Had 8 catches as both a sophomore and junior with career-high 80 yards as a junior.
- Capped senior season for the 7-6 Tar Heels with a win over Temple in the Military Bowl.
- As a redshirt freshman in 2016, Carolina went 8-5 and lost in the Sun Bowl to Stanford.

OFF THE FIELD

- Transitioned from collegiate TE to FB for the Vikings.
- Was offered several Division I scholarships for lacrosse.

PREP

- Rated the #13 TE in the country by ESPN at St. Andrews High in Boca Raton, FL and the #23 TE in the nation by Rivals.
- Honorable Mention Class 3A All-State honoree as a senior.

PRO

- Moved to Vikings 53-man roster as a Standard Elevation off the practice squad on 12/24/20 for game the next day.
- Waived during roster cuts on 9/5/20 and signed to the Vikings practice squad on 9/6/20.
- Signed with the Vikings as an UDFA on 4/27/20.

COLLEGE

- Had a pair of TD catches during UNC career, vs. Mercer as a senior and Western Carolina as a junior.
- Caught 1st career pass in 2016 as a redshirt freshman from

BARGAS' NFL TOTALS

Year	GP/GS	RUSHING					RECEIVING					ST Tkls.
		Att.	Yds.	Avg.	Lg.	TD	No.	Yds.	Avg.	Lg.	TD	
2020 (Min)	1/0	0	0	0.0	0	0	0	0	0.0	0	0	0
Total	1/0	0	0	0.0	0	0	0	0	0.0	0	0	0

2020	MIN	No.	Yards	Avg.	Long	TD
9/13	GB	PRACTICE SQUAD				
9/20	@ IND	PRACTICE SQUAD				
9/27	TEN	PRACTICE SQUAD				
10/4	@ HOU	PRACTICE SQUAD				
10/11	@ SEA	PRACTICE SQUAD				
10/18	ATL	PRACTICE SQUAD				
11/1	@ GB	PRACTICE SQUAD				
11/8	DET	PRACTICE SQUAD				
11/16	@ CHI	PRACTICE SQUAD				
11/22	DAL	PRACTICE SQUAD				
11/29	CAR	PRACTICE SQUAD				
12/6	JAX	PRACTICE SQUAD				
12/13	@ TB	PRACTICE SQUAD				
12/20	CHI	PRACTICE SQUAD				
12/25	@ NO	0	0	0.0	0	0
1/3	@ DET	PRACTICE SQUAD				
GP/GS:	1/0	0	0	0.0	0	0



55

ANTHONY BARR

POSITION: Linebacker
HEIGHT/WEIGHT: 6-5/255
DOB: 3-18-92
HOMETOWN: San Pedro, CA

HIGH SCHOOL: Loyola
COLLEGE: UCLA
ACQUIRED: D1a (#9) 2014
NFL/VIKINGS SEASON: 8

2020 GP/GS
2/2

Career GP/GS
87/87

Playoffs GP/GS
5/5

- Named to 2018 Pro Bowl, his 4th consecutive Pro Bowl berth.
The 2nd-highest-drafted LB by Vikings, behind Hall of Famer Chris Doleman at #4 in 1985, who later moved to DE. Also the 1st draft pick made under Head Coach Mike Zimmer.
Notched the 1st game-winning FR-TD in OT in club history at Tampa Bay (10/26/14), forcing, recovering and returning the fumble 27 yards for the score on the 1st play from scrimmage of the OT period to earn NFC Defensive Player of the Week.
Pro Bowl choice after the 2015, 2016, 2017 and 2018 seasons.

OFF THE FIELD

- Launched the Raise the Barr Foundation to benefit single mothers with college scholarships and provide financial support to gain their degrees in California and Minnesota.
Active in supporting the Jeremiah Program in the Twin Cities, hosting a holiday party for families.
College roommate of Vikings LB Eric Kendricks.
Father, Tony Brooks, was a 4th-round draft pick (RB) by the Philadelphia Eagles in 1992 out of Notre Dame.
Has 3 uncles who also played in the NFL.
Majored in business.

HONORS

- Pro Bowler in 2015, 2016, 2017, 2018.
NFC Defensive Player of the Week at Tampa Bay (10/26/14).
Served as a team captain in 2019 and 2020.

PRO

- Selected with the #9 overall pick in 2014 NFL Draft after Minnesota traded from #8 to #9 with Cleveland, becoming the 2nd-highest-drafted LB in Vikings history, behind only Chris Doleman at #4 in 1985.
Re-signed with Minnesota on 3/14/19.
Placed on Reserve/Injured list on 9/21/20.

2020: MINNESOTA VIKINGS

- Started opening 2 games before season-ending injury.
Recorded 6 solo tackles in season opener vs. Green Bay (9/13).
Started at Indianapolis (9/20) and exited in the first half with a shoulder injury.
Placed on Reserve/Injured list on 9/21.

2019: MINNESOTA VIKINGS

- Appeared in 14 games (14 starts), finishing with 96 total tackles (72 solo) and tied single-season career high with 7 PBUs.
Returned to start at Chicago (9/29), after he was inactive vs. Oakland (9/22) with a groin injury.
Made his 75th career start in his 75th career game at NY Giants (10/6), notching his 2nd career INT and 1st career safety.
Made 7 total tackles (6 solo) and 1 TFL at Dallas (11/10), reaching 500 career tackles (according to coaches statistics).
Finished with 8 tackles (7 solo) and 1 TFL in the Wild Card win at New Orleans (1/5/20).
Recorded the 1st post-season FF and FR of his career in the Divisional Round game at San Francisco (1/11/20) while also making 8 tackles (6 solo).

2018: MINNESOTA VIKINGS

- Helped lead a Vikings defense that ranked 4th in yards per

game (309.7) in 2018.

- Named to his 4th consecutive Pro Bowl for his efforts in 2018.
Started all 13 games in which he appeared in 2018, finishing with 71 total tackles, 8 TFLs, 3.0 sacks and 1 FF.
Inactive Week 8 vs. New Orleans (10/28), snapping a streak of 41 consecutive regular-season games started.
Inactive Weeks 9 and 11, recovering from a hamstring injury.
Wrapped up 2.0 sacks vs. Miami (12/16), the 1st multi-sack game of his career.

2017: MINNESOTA VIKINGS

- Key cog to a defense that ranked 1st in both yards per game (275.9) and points allowed (15.8) in 2017, the 1st time the Vikings had the #1 NFL defense since 1993.
Totaled 98 tackles and started all 16 games for the 2nd straight season. Named to his 3rd straight Pro Bowl and helped team win NFC North title.
Snagged his 2nd career INT, and 1st in the playoffs, in the Vikings Divisional Round defeat of New Orleans (1/14/18), adding 4 solo tackles, a tackle for loss and a QBH.
Grabbed 3 tackles (1 solo) and a QBH at Philadelphia (1/21/18) in the Vikings NFC Championship Game loss.

2016: MINNESOTA VIKINGS

- Earned his 2nd Pro Bowl berth and totaled 91 tackles (61 solo), 4 TFL, 2 sacks, 20 QBHs, 5 PD, 1 FF and 1 FR
Started 16 games for the 1st time in his career, for the NFL's 3rd-ranked defense (314.9).
Totaled a season-best 11 tackles (9 solo), 1 TFL, 1 sack and 2 QBHs at Carolina (9/25).

2015: MINNESOTA VIKINGS

- Started 14 games and helped the Vikings defense rank 5th in scoring (18.9) and named to Pro Bowl. Totaled 80 tackles, 3.5 sacks, 6 TFL, 12 QB hurries, 3 FFs, 1 INT and 7 PD.
Had 12 tackles in Week 1 at San Francisco (9/14).
Snagged 1st career INT at Denver (10/4), grabbing a Peyton

GIVING BACK TO GIVING MOMS

The Raise the Barr Foundation was launched in spring 2016 as a way to provide support to single mothers through childcare assistance and scholarship funds for mothers wishing to continue their education. Barr was raised by his single mother, Lori, and took advantage of his platform as an NFL player to help give back.

"As a young child, I witnessed my mother work hard to put herself through college after having me when she was only 19 years old," Barr said. "She worked as a classroom assistant in the morning hours, went to school in the afternoon and waited tables at night. Even so, she still had to take out student loans to pay for college."



Manning pass and returning it 32 yards.

- In the NFC North-clinching win at Green Bay (1/3/16), had 5 tackles, 2 TFL, 1.0 sack and a PD on Aaron Rodgers' last-second Hail Mary attempt.
- Started the Wild Card playoff game vs. Seattle (1/10/16), recording 4 tackles and a QBH.

2014: MINNESOTA VIKINGS

- Started all 12 games he played, the 3rd-most starts in team history by a rookie LB at the time.
- Ended season ranked 4th on team with 99 tackles, 2nd among Vikings LBs behind Chad Greenway and ranks 6th in Vikings history for tackles by a rookie with 99 stops.
- Named to analyst Gil Brandt's NFL.com All-Rookie team.
- Totaled 9 tackles, 1.0 sack, 3 QB hurries, 1 FF, 1 FR and 1 PD and was named NFC Defensive Player of the Week for game he also scored game-winning TD at Tampa Bay (10/26) with a 27-yard FR TD on the 1st play from scrimmage of OT, marking the 1st time in team history an OT game was won on a defensive TD and only the 4th time in NFL history an OT game was won on a FR.

COLLEGE

- Started 37 of his 51 career games for UCLA, including 10 as a FB early in his career and 27 at LB earning All-America honors

as a junior and senior.

- UCLA defensive MVP and team captain and was a finalist for Butkus, Lombardi and Bednarik Awards as a senior.
- Ranked 2nd in country with 4 FRs and 5th with 5 FFs.
- Notched 3 FFs against Nebraska in 2013.
- Ranked 8th in country with 13.5 sacks.
- Ranked 2nd on team with 83 tackles and had 8 tackles and 1.5 sacks against Stanford in Pac-12 Championship Game.
- Started 7 games as a sophomore RB and scored his 1st TD.
- Started 4 of his 12 games as a freshman, earning the team Rookie of the Year award.

PREP

- Ranked the best athlete in the country as a senior at Loyola High (Los Angeles) by Tom Lemming and Max Preps.
- Selected to U.S. Army All-America game.
- All-State RB with 1,890 yards and 20 TDs as a junior.
- Standout in track.

BARR'S NFL TOTALS

Year	GP/GS	Solo	Asst.	Total	Sacks	INTs	PBU	TFL	QBH	FF/FR	Special Teams
2014 (Min)	12/12	72	27	99	4.0	0	3	4	13	2/3	0
2015 (Min)	14/14	61	19	80	3.5	1 (32)	7	6	12	3/0	0
Playoffs	1/1	4	1	5	0.0	0	0	0	1	0/0	0
2016 (Min)	16/16	61	30	91	2.0	0	5	4	20	1/1	0
2017 (Min)	16/16	75	23	98	1.0	0	6	9	4	0/0	0
Playoffs	2/2	4	3	7	0	1 (18)	1	1	1	0/0	0
2018 (Min)	13/13	48	23	71	3.0	0	2	8	13	1/0	0
2019 (Min)	14/14	72	24	96	1.5	1 (2)	7	6	16	1/1	0
Playoffs	2/2	13	3	16	0.0	0	0	1	0	1/1	0
2020 (Min)	2/2	6	0	6	0.0	0	0	0	0	0/0	0
Totals	87/87	387	154	541	15.0	2 (34)	30	36	78	8/5	0
Playoffs	5/5	21	7	28	0.0	1 (18)	1	2	2	1/1	0

SINGLE-GAME CAREER HIGHS (* - playoffs)

Tackles13.....vs. Baltimore, 10/22/17
 Solo Tackles10.....3x, last vs. Baltimore, 10/22/17
 Interception1.....3x, last at NYG, 10/6/19
 Passes Defensed2.....vs. NYG, 10/6/19
 Tackles for Loss3.....vs. Baltimore, 10/22/17

Forced Fumble2.....at Atlanta, 11/29/15
 Fumble Recovery2.....at Buffalo, 10/19/14
 Sacks2.0.....vs. Miami, 12/16/18
 Touchdown1.....at Tampa Bay, 10/26/14 (27 FR)
 QB Hurries4.....3x, last vs. Miami, 12/16/18

BARR'S INTERCEPTIONS (*playoffs)

GAMEQBINT (Yds)
 at Denver, 10/4/15 Peyton Manning 1 (32)
 vs. New Orleans, 1/14/18* Drew Brees 1 (18)
 at NY Giants, 10/6/19 Daniel Jones 1 (2)
Total **2 (34)**
Playoff Total **1(18)**

BARR'S TOUCHDOWN

GAMEPLAY
 @ Tampa Bay, 10/26/14 27 FR Return
Total **1 (1 FR)**

BARR'S SAFETY

GAMEPLAY
 @ NY Giants, 10/6/19 TFL of RB J. Hilliman
Total **1**

BARR'S SACKS

GAMEQBSACKS
 at New Orleans, 9/21/14 Drew Brees 1.0
 vs. Atlanta, 9/28/14 Matt Ryan 1.0
 at Tampa Bay, 10/26/14 Mike Glennon 1.0
 vs. Washington, 11/2/14 Robert Griffin III 1.0
 vs. San Diego, 9/27/15 Philip Rivers 1.0
 at Detroit, 10/25/15 Matthew Stafford 0.5
 at Atlanta, 11/29/15 Matt Ryan 1.0
 at Green Bay, 1/3/16 Aaron Rodgers 1.0
 at Carolina, 9/25/16 Cam Newton 1.0
 at Detroit, 11/24/16 Matthew Stafford 1.0
 vs. Baltimore, 10/22/17 Joe Flacco 1.0
 at Seattle, 12/10/18 Russell Wilson 1.0
 vs. Miami, 12/16/18 Ryan Tannehill 2.0
 vs. Atlanta, 9/8/19 Matt Ryan 1.0
 vs. Washington, 10/24/19 Dwayne Haskins 0.5
Total **15.0**

BARR'S CAREER GAME-BY-GAME (*starts)

2014	MIN	U	A	T	TFL	SK	QH	FF	FR	INT	PD
9/7	@ STL	10	1	11	0	0.0	1	0	0	0	0
9/14	NE*	8	3	11	0	0.0	0	0	0	0	0
9/21	@ NO*	8	2	10	1	1.0	1	0	0	0	1
9/28	ATL*	6	4	10	1	1.0	1	0	0	0	0
10/2	@ GB*	4	3	7	0	0.0	0	0	0	0	0
10/12	DET*	7	2	9	0	0.0	0	0	0	0	0
10/19	@ BUF*	8	2	10	0	0.0	2	0	2	0	1
10/26	@ TB*	6	3	9	0	1.0	3	1	1	0	1
11/2	WAS*	4	1	5	2	1.0	3	0	0	0	0
11/16	@ CHI*	4	4	8	0	0.0	2	0	0	0	0
11/23	GB*	3	1	4	0	0.0	0	1	0	0	0
11/30	CAR*	4	1	5	0	0.0	0	0	0	0	0
12/7	NYJ	INACTIVE									
12/14	@ DET	INACTIVE									
12/21	@ MIA	INACTIVE									
12/28	CHI	INJURED RESERVE									
GP/GS: 12/12		72	27	99	4	4.0	13	2	3	0	3

2015	MIN	U	A	T	TFL	SK	QH	FF	FR	INT	PD
9/14	@ SF*	10	2	12	1	0.0	0	0	0	0	1
9/20	DET*	2	3	5	0	0.0	0	0	0	0	0
9/27	SD*	5	1	6	1	1.0	3	1	0	0	0
10/4	@ DEN*	5	1	6	0	0.0	0	0	0	1	1
10/18	KC*	1	3	4	0	0.0	0	0	0	0	0
10/25	@ DET*	2	2	4	0	0.5	2	0	0	0	0
11/1	@ CHI*	4	0	4	0	0.0	3	0	0	0	0
11/8	STL*	8	0	8	0	0.0	0	0	0	0	1
11/15	@ OAK*	6	1	7	0	0.0	0	0	0	0	1
11/22	GB*	5	1	6	0	0.0	1	0	0	0	0
11/29	@ ATL*	7	2	9	2	1.0	1	2	0	0	1
12/6	SEA*	0	0	0	0	0.0	0	0	0	0	0
12/10	@ AZ	INACTIVE									
12/20	CHI	INACTIVE									
12/27	NYG*	3	1	4	0	0.0	0	0	0	0	1
1/3/16	@ GB*	3	2	5	2	1.0	2	0	0	0	1
GP/GS: 14/14		61	19	80	6	3.5	12	3	0	1	7

2015 PLAYOFFS

1/10/16	SEA*	3	1	4	0	0.0	1	0	0	0	0
---------	------	---	---	---	---	-----	---	---	---	---	---

2016	MIN	U	A	T	TFL	SK	QH	FF	FR	INT	PD
9/11	@ TEN*	2	1	3	0	0.0	3	0	0	0	1
9/18	GB*	2	1	3	0	0.0	2	0	0	0	0
9/25	@ CAR*	9	2	11	1	1.0	2	0	0	0	0
10/3	NYG*	3	0	3	0	0.0	0	0	0	0	1
10/9	HOU*	2	1	3	0	0.0	4	0	0	0	0
10/23	@ PHI*	4	1	5	0	0.0	1	0	1	0	0
10/31	@ CHI*	3	1	4	0	0.0	0	0	0	0	0
11/6	DET*	7	3	10	1	0.0	1	0	0	0	0
11/13	@ WAS*	6	1	7	1	0.0	0	0	0	0	1
11/20	ARI*	4	3	7	0	0.0	0	0	0	0	0
11/24	@ DET*	4	1	5	1	1.0	3	0	0	0	0
12/1	DAL*	1	3	4	0	0.0	0	1	0	0	0
12/11	@ JAX*	4	2	6	0	0.0	1	0	0	0	2
12/18	IND*	0	5	5	0	0.0	0	0	0	0	0
12/24	@ GB*	5	1	6	0	0.0	3	0	0	0	0
1/1/17	CHI*	5	4	9	0	0.0	0	0	0	0	0
GP/GS: 16/16		61	30	91	4	2.0	20	1	1	0	5

2017	MIN	U	A	T	TFL	SK	QH	FF	FR	INT	PD
9/11	NO*	5	3	8	1	0.0	0	0	0	0	0
9/17	@ PIT*	9	3	12	1	0.0	0	0	0	0	0
9/24	TB*	4	0	4	1	0.0	2	0	0	0	0
10/1	DET*	5	3	8	0	0.0	1	0	0	0	1
10/9	@ CHI*	4	2	6	1	0.0	1	0	0	0	1
10/15	GB*	1	1	2	0	0.0	4	0	0	0	1
10/22	BAL*	10	3	13	3	1.0	2	0	0	0	1
10/29	@ CLE*	4	3	7	0	0.0	0	0	0	0	1
11/12	@ WAS*	3	0	3	1	0.0	2	0	0	0	1
11/19	LAR*	1	0	1	1	0.0	0	0	0	0	0
11/23	@ DET*	6	0	6	0	0.0	1	0	0	0	0
12/3	@ ATL*	4	1	5	0	0.0	0	0	0	0	0
12/10	@ CAR*	3	2	5	0	0.0	0	0	0	0	0
12/17	CIN*	1	3	4	0	0.0	0	0	0	0	0
12/23	@ GB*	2	4	6	0	0.0	1	0	0	0	0
12/31	CHI*	5	3	8	1	0.0	0	0	0	0	0
GP/GS: 16/16		67	31	98	9	1.0	14	0	0	0	6

2017 Playoffs

1/14/18	NO*	4	0	4	1	0.0	1	0	0	1	1
1/21/18	@ PHI*	1	2	3	0	0.0	1	0	0	0	0
GP/GS: 2/2		5	2	7	1	0.0	2	0	0	1	1

2018	MIN	U	A	T	TFL	SK	QH	FF	FR	INT	PD
9/9	SF*	2	3	5	1	0.0	0	0	0	0	1
9/16	@ GB*	4	2	6	0	0.0	0	0	0	0	0
9/23	BUF*	6	1	7	0	0.0	2	0	0	0	0
9/27	@ LAR*	3	1	4	0	0.0	0	0	0	0	0
10/7	@ PHI*	5	1	6	1	0.0	3	0	0	0	0
10/14	ARI*	2	3	5	1	0.0	1	1	0	0	1
10/21	@ NYJ*	3	3	6	0	0.0	0	0	0	0	0
10/28	NO	INACTIVE									
11/4	DET	INACTIVE									
11/18	@ CHI	INACTIVE									
11/25	GB*	1	3	4	0	0.0	0	0	0	0	0
12/2	@ NE*	6	0	6	0	0.0	0	0	0	0	0
12/10	@ SEA*	6	1	7	1	1.0	3	0	0	0	0
12/16	MIA*	6	1	7	2	2.0	4	0	0	0	0
12/23	@ DET*	3	2	5	2	0.0	0	0	0	0	0
12/30	CHI*	1	2	3	0	0.0	0	0	0	0	0
GP/GS: 13/13		48	23	71	8	3.0	9	1	0	0	2

2019	MIN	U	A	T	TFL	SK	QH	FF	FR	INT	PD
9/8	ATL*	6	1	7	1	1.0	3	0	0	0	1
9/15	@ GB*	5	1	6	0	0.0	1	0	0	0	0
9/22	OAK	INACTIVE									
9/29	@ CHI*	4	2	6	0	0.0	0	0	0	0	1
10/6	@ NYG*	5	1	6	1	0.0	3	0	0	1	2
10/13	PHI*	8	3	11	1	0.0	1	0	1	0	1
10/20	@ DET*	6	3	9	0	0.0	1	0	0	0	1
10/24	WAS*	3	1	4	1	0.5	1	0	0	0	0
11/3	@ KC*	3	2	5	0	0.0	0	0	0	0	1
11/10	@ DAL*	6	1	7	1	0.0	0	0	0	0	0
11/17	DEN*	6	0	6	0	0.0	1	0	0	0	0
12/2	@ SEA*	9	2	11	0	0.0	3	0	0	0	0
12/8	DET*	3	1	4	0	0.0	0	0	0	0	0
12/15	@ LAC*	4	3	7	1	0.0	1	0	0	0	0
12/23	GB*	2	4	6	0	0.0	0	1	0	0	0
12/29	CHI	INACTIVE									
GP/GS: 14/14		72	24	96	6	1.5	16	1	1	1	7

2019 PLAYOFFS

1/5/20	@ NO*	7	1	8	1	0.0	0	0	0	0	0
1/11/20	@ SF*	6	2	8	0	0.0	0	1	1	0	0
GP/GS: 2/2		13	3	16	1	0.0	0	1	1	0	0

2020	MIN	U	A	T	TFL	SK	QH	FF	FR	INT	PD
9/13	GB*	6	0	6	0.0	0.0	0	0	0	0	0
9/20	@ IND*	0	0	0	0.0	0.0	0	0	0	0	0
9/27	TEN	RESERVE/INJURED									
10/4	@ HOU	RESERVE/INJURED									
10/11	@ SEA	RESERVE/INJURED									
10/18	ATL	RESERVE/INJURED									
11/1	@ GB	RESERVE/INJURED									
11/8	DET	RESERVE/INJURED									
11/16	@ CHI	RESERVE/INJURED									
11/22	DAL	RESERVE/INJURED									
11/29	CAR	RESERVE/INJURED									
12/6	JAX	RESERVE/INJURED									
12/13	@ TB	RESERVE/INJURED									
12/20	CHI	RESERVE/INJURED									
12/25	@ NO	RESERVE/INJURED									
1/3	@ DET	RESERVE/INJURED									
GP/GS:	2/2	6	0	6	0.0	0.0	0	0	0	0	0



12

CHAD BEEBE

POSITION: Wide Receiver
HEIGHT/WEIGHT: 5-10/183
DOB: 6-1-94
HOMETOWN: Aurora, IL

HIGH SCHOOL: Aurora Christian
COLLEGE: Northern Illinois
ACQUIRED: UDFA 2018
NFL/VIKINGS SEASON: 4/4

2020 GP/GS	Career GP/GS	Playoffs GP/GS
14/0	20/0	0/0

- Had career game vs. Carolina (11/29/20), scoring his 1st career TD on a game-winner with :46 to play to finish a comeback win. Ended day with career-best 7 catches for 63 yards.
- The son of former NFL star Don Beebe, who played in 6 Super Bowls for the Buffalo Bills and Green Bay Packers.
- Spent the first 8 weeks of the 2018 season on the Vikings practice squad before being promoted to the active roster.

OFF THE FIELD

- Graduated with a communications/corporate business major.
- Chad's father, Don, is the head coach at Aurora University in Illinois. Don played 9 total seasons in the NFL, spending time with the Buffalo Bills, Carolina Panthers and Green Bay Packers and totaling 219 receptions for 3,416 receiving yards and 23 TDs.
- Frequently volunteered for community service events during his rookie season, including the American Cancer Society's 2018 Crucial Catch luncheon honoring 12 cancer survivors.

PRO

- Re-signed with Vikings on 3/17/20.
- Placed on the Reserve/Injured list on 9/24/19.
- Made his NFL debut against Detroit on 11/4/18.
- Signed to Minnesota's active roster on 11/3/18.
- Added to Vikings practice squad after release during final cuts.
- Signed with Minnesota on 5/7/18 as an undrafted free agent after a tryout in the team's rookie minicamp.

2020: MINNESOTA VIKINGS

- Played in 14 games, caught 2 TDs, ended season with 20 receptions for 201 yards, all career highs.
- Inactive for the opening 2 games and played in the final 14.
- Hauled in 10-yard game-winning TD vs. Carolina (11/29), his 1st career TD, that capped a 2nd-half comeback win. The Vikings trailed 21-10 in the 3rd quarter before rallying late. Beebe's TD gave the club a 28-27 win, ending a 75-yard drive with :46 left in the game. The TD came on the heels of a Beebe muffed punt that Carolina recovered on the previous drive that resulted in a Panthers FG and a 27-21 lead for the visitors. Beebe tied for the Vikings team-high with 7 catches on the day, a career-best

- outing.
- Had career-long 40-yard TD at Detroit (1/3) in season finale.
- Was team's leading punt returner.

2019: MINNESOTA VIKINGS

- Appeared in 3 games during an injury-shortened 2019 season.
- Logged his 1st KOR in the season opener vs. Atlanta (9/8).
- Set a new career-long with a 61-yard reception in the 2nd quarter at Green Bay (9/15).
- Returned 3 punts for 21 yards vs. Oakland (9/22) before exiting with an ankle injury.
- Placed on the Reserve/Injured list on 9/24/19.

2018: MINNESOTA VIKINGS

- Appeared in 3 games during his rookie season after being elevated from the practice squad in Week 9.
- Joined the Vikings practice squad on 9/2/18 after being released during final cuts.
- Promoted to the active roster on 11/3/18.
- Made his NFL debut vs. Detroit (11/4), securing his 1st career catch with a 2-yard reception from Kirk Cousins in the 1st quarter. Finished with 3 receptions for 21 yards on the day.
- Caught 1 pass for 18 yards at Chicago (11/18).
- Inactive Weeks 12-15 with a hamstring injury.
- Returned from injury at Detroit (12/23), appearing on offense and fair catching 1 punt.
- Inactive with a hamstring injury vs. Chicago (12/30).

COLLEGE

- Played in 44 games for the Huskies and finished his career ranking in the Top 10 in program history in punt returns (48) and punt return yards (329).
- Averaged a team-high 14.9 yards per reception as a redshirt senior, totaling 417 yards on 28 catches.
- Was 2nd on the team with 775 all-purpose yards, averaging 86.1 yards per game, in his final collegiate season.
- Turned in his best game of his career when he caught 6 passes for 125 yards at Bowling Green on 10/21/17.
- Finished his career with 64 receptions for 930 yards and 3 TDs as well as 5 rushes for 10 yards.
- Did not play in 2016 due to an offseason injury that resulted in

him taking a redshirt year.

- Grabbed 21 receptions and 219 receiving yards, both 4th-best on the team, in 2014 prior to suffering a broken arm in the MAC Championship game.
- Earned 3rd-Team All-MAC honors as a punt returner by Phil Steele in 2014.

PREP

- Earned IHSA All-State honors following his senior season at Aurora Christian HS in Aurora, IL.
- Holds the Aurora Christian HS records for most career receptions and receiving yards.

BEEBE'S NFL TOTALS

RECEIVING						KICKOFF RETURNS						
Year	GP/GS	No.	Yds.	Avg.	Lg.	TD	Year	KOR	Yds.	Avg.	Lg.	TD
2018 (Min)	3/0	4	39	9.8	18	0	2018	0	0	0	0	0
2019 (Min)	3/0	2	70	35.0	61	0	2019 (Min)	1	13	13.0	13	0
Playoffs	1/0	0	0	0.0	0	0	Playoffs	0	0	0	0	0
2020 (Min)	14/0	20	201	10.1	40t	2	2020 (Min)	1	19	19.0	19	0
Total	20/0	26	310	11.3	61	2	Total	2	32	16.0	19	0
Playoffs	0/0	0	0	0.0	0	0	Playoffs	0	0	0	0	0

PUNT RETURNS

Year	PR	Yds.	Avg.	Lg.	TD
2018	0	0	0	0	0
2019 (Min)	7	46	6.6	15	0
Playoffs	0	0	0	0	0
2020 (Min)	9	42	4.7	13	0
Total	16	88	5.5	15	0
Playoffs	0	0	0	0	0

SINGLE-GAME CAREER HIGHS (* - playoffs)

Receptions	7	vs. Carolina, 11/29/20
Receiving Yards	63	vs. Carolina, 11/29/20
Long reception	61	at Green Bay, 9/15/19
Kickoff Returns	1	2x, Last vs. Detroit, 11/8/20
Kick Return Yards	19	vs. Detroit, 11/8/20
Punt Returns	4	at Green Bay, 9/15/19
Punt Return Yards	25	at Green Bay, 9/15/19

BEEBE'S CAREER GAME-BY-GAME - RECEIVING (*starts)

2018	MIN	No.	Yards	Avg.	Long	TD
9/9	SF		PRACTICE SQUAD			
9/16	@ GB		PRACTICE SQUAD			
9/23	BUF		PRACTICE SQUAD			
9/27	@ LAR		PRACTICE SQUAD			
10/7	@ PHI		PRACTICE SQUAD			
10/14	ARI		PRACTICE SQUAD			
10/21	@ NYJ		PRACTICE SQUAD			
10/28	NO		PRACTICE SQUAD			
11/4	DET	3	21	7.0	13	0
11/18	@ CHI	1	18	18.0	18	0
11/25	GB		INACTIVE			
12/2	@ NE		INACTIVE			
12/10	@ SEA		INACTIVE			
12/16	MIA		INACTIVE			
12/23	@ DET	0	0	0.0	0	0
12/30	CHI		INACTIVE			
GP/GS: 3/0		4	39	9.8	18	0

2019	MIN	No.	Yards	Avg.	Long	TD
9/8	ATL	1	9	9.0	9	0
9/15	@ GB	1	61	61.0	61	0
9/22	OAK	0	0	0.0	0	0
9/29	@ CHI		RESERVE/INJURED			
10/6	@ NYG		RESERVE/INJURED			
10/13	PHI		RESERVE/INJURED			
10/20	@ DET		RESERVE/INJURED			
10/24	WAS		RESERVE/INJURED			
11/3	@ KC		RESERVE/INJURED			
11/10	@ DAL		RESERVE/INJURED			
11/17	DEN		RESERVE/INJURED			
12/2	@ SEA		RESERVE/INJURED			
12/8	DET		RESERVE/INJURED			
12/15	@ LAC		RESERVE/INJURED			
12/23	GB		RESERVE/INJURED			
12/29	CHI		RESERVE/INJURED			
GP/GS: 3/0		2	70	35.0	61	0

2019 PLAYOFFS

1/5/20	@ NO		RESERVE/INJURED			
1/11/20	@ SF		RESERVE/INJURED			
GP/GS: 0/0		0	0	0.0	0	0

BEEBE'S TOUCHDOWNS

GAME	vs. Carolina, 11/29/20	10 pass from K. Cousins at Detroit, 1/3/21	Total
		40 pass from K. Cousins	2 (2 receiving)

2020	MIN	No.	Yards	Avg.	Long	TD
9/13	GB		INACTIVE			
9/20	@ IND		INACTIVE			
9/27	TEN	1	7	7.0	7	0
10/4	@ HOU	0	0	0.0	0	0
10/11	@ SEA	1	11	11.0	11	0
10/18	ATL	2	13	6.5	9	0
11/1	@ GB	1	16	16.0	16	0
11/8	DET	0	0	0.0	0	0
11/16	@ CHI	2	16	8.0	12	0
11/22	DAL	0	0	0.0	0	0
11/29	CAR	7	63	9.0	16	1
12/6	JAX	2	10	5.0	5	0
12/13	@ TB	0	0	0.0	0	0
12/20	CHI	2	21	10.5	12	0
12/25	@ NO	0	0	0.0	0	0
1/3	@ DET	2	44	22.0	40t	1
GP/GS: 14/0		20	201	10.1	40t	2

BEEBE'S CAREER GAME-BY-GAME - PUNT RETURNS

2019	MIN	No.	Yards	Avg.	FC	Lg.	TD	2020	MIN	No.	Yards	Avg.	FC	Lg.	TD	
9/8	ATL	0	0	0.0	3	0	0	9/13	GB	INACTIVE						
9/15	@ GB	4	25	6.3	2	15	0	9/20	@ IND	INACTIVE						
9/22	OAK	3	21	7.0	1	13	0	9/27	TEN	0	0	0.0	2	0	0	
9/29	@ CHI	RESERVE/INJURED						10/4	@ HOU	0	0	0.0	0	0	0	0
10/6	@ NYG	RESERVE/INJURED						10/11	@ SEA	3	7	2.3	0	7	0	0
10/13	PHI	RESERVE/INJURED						10/18	ATL	0	0	0.0	1	0	0	0
10/20	@ DET	RESERVE/INJURED						11/1	@ GB	0	0	0.0	0	0	0	0
10/24	WAS	RESERVE/INJURED						11/8	DET	0	0	0.0	0	0	0	0
11/3	@ KC	RESERVE/INJURED						11/16	@ CHI	0	0	0.0	0	0	0	0
11/10	@ DAL	RESERVE/INJURED						11/22	DAL	0	0	0.0	0	0	0	0
11/17	DEN	RESERVE/INJURED						11/29	CAR	2	0	0.0	1	0	0	0
12/2	@ SEA	RESERVE/INJURED						12/6	JAX	0	0	0.0	0	0	0	0
12/8	DET	RESERVE/INJURED						12/13	@ TB	2	15	7.5	0	10	0	0
12/15	@ LAC	RESERVE/INJURED						12/20	CHI	0	0	0.0	0	0	0	0
12/23	GB	RESERVE/INJURED						12/25	@ NO	0	0	0.0	0	0	0	0
12/29	CHI	RESERVE/INJURED						1/3	@ DET	2	20	10.0	0	13	0	0
GP/GS: 3/0		7	46	6.6	6	15	0	GP/GS: 14/0		9	42	4.7	4	13	0	
2019 PLAYOFFS																
1/5/20	@ NO	RESERVE/INJURED														
1/11/20	@ SF	RESERVE/INJURED														
GP/GS: 0/0		0	0	0.0	0	0	0									



Chad Beebe's father, Don, played 9 seasons in the NFL with Buffalo, Green Bay and Carolina. The elder Beebe played in 116 regular-season games and 14 playoff contests, including 4 Super Bowls - 3 consecutive with Buffalo (XXVI vs. Washington, XXVII vs. Dallas, XXVIII vs. Dallas) - and helped Green Bay win Super Bowl XXXI over New England. Beebe capped his career with 23 TDs on 219 catches for 3,416 yards. Known especially for one of the most memorable plays in NFL history when he chased Dallas DT Leon Lett in Super Bowl XXVII, who was returning a Bills fumble for a certain TD. Beebe forced a fumble after a 64-yard return that went for a touchback, and Buffalo regained possession. Photo courtesy of the Buffalo Bills.



29

KRIS BOYD

POSITION: Cornerback
HEIGHT/WEIGHT: 5-11/200
DOB: 9-12-96
HOMETOWN: Gilmer, TX

HIGH SCHOOL: Gilmer
COLLEGE: Texas
ACQUIRED: Draft 7a (#217) 2019
NFL/VIKINGS SEASON: 3/3

2020 GP/GS 10/4 Career GP/GS 26/4 Playoffs GP/GS 2/0

- Led Minnesota with 11 special teams tackles in 2019.
• Teammate at Gilmer HS with Vikings LB Blake Lynch.

OFF THE FIELD

- Comes from football family that includes younger brother, Demarco, a LB at Texas, and cousins Bobby Taylor and Curtis Brown who played in the NFL.
• Majored in youth and community studies.

PRO

- Selected in the 7th round (#217), the 1st of 4 picks by the Vikings in the 7th round.
• The 1st Longhorn drafted by Vikings since DE Brian Robison in 2007.

2020: MINNESOTA VIKINGS

- Appeared in 10 games and made first 4 starts of his career before being placed on Injured Reserve. Finished season with 30 tackles, 2 PBUs, 1 tackle for loss and his 1st career FF.
• Vikings won 3 of his 4 starts during season, starting games vs. Detroit, at Chicago, vs. Dallas and vs. Jacksonville.
• Made 1st career start and had career-high 10 tackles, 2nd among Vikings, 1.0 TFL, 1 FF and 1 PBU in win vs. Detroit (11/8).
• Made a special teams tackle vs. Green Bay (9/13).
• Led team on special teams with 2 stops at Indianapolis (9/20).
• Had 2 solo stops vs. Tennessee (9/27) and at Green Bay (11/1).
• Had 4 tackles on Monday Night Football at Chicago (11/16).
• Made 3 tackles and 1 PBU vs. Dallas (11/22).
• Recorded 6 tackles vs. Jacksonville (12/6).
• Placed on Reserve/Injured on 12/15/20.

2019: MINNESOTA VIKINGS

- Appeared in all 16 games throughout his rookie campaign, finishing with 12 total tackles (11 solo) and leading Minnesota with 11 special teams tackles.
• Made his NFL and Vikings debut in season opener vs. Atlanta (9/8), making 1st career solo tackle and 2 special teams tackles.
• Set career highs with 8 solo tackles, 2 TFL and 1 PBU vs. Chicago (12/29).

- Made playoff debut in Wild Card win at New Orleans (1/5/20).
• Made 1 special teams tackle in the Divisional Round game at San Francisco (1/11/20).

COLLEGE

- Appeared in 51 games with 33 starts.
• Was 1st-Team All-Big 12 as a senior and 2nd-Team as a junior.
• Capped career with 191 tackles, 141 of those solo stops, 4 INTs, 4 FF, 3 FR and 40 PD.
• Key part of UT transformation under Head Coach Tom Herman, capping college career with a 28-21 win over Georgia in Sugar Bowl to finish 2018 season 10-4.
• Played in 14 and started 13 games as a senior and ranked 5th on team in tackles and led team with 16 PD.
• Started 12 of 13 games played as a junior in 2017 and ranked 5th on team in tackles but led with 15 PD.
• Had career-high 13 tackles vs. Oklahoma State.
• Started final 8 games and played in 12 as a sophomore, snaring a Patrick Mahomes pass for 1st career INT to seal win at Texas Tech.
• Played in all 12 games as true freshman and tallied a season-high 7 tackles vs. Oklahoma State.
• Had spot duty as a KO return man.

PREP

- Selected to play in the U.S. Army All-American Bowl and a 2nd-Team 4A All-State honoree as a senior by Texas Sportswriters and Honorable Mention by Associated Press.
• Gilmer High team was 16-0 as senior to claim 4A Division 2 state title and played in title game in 2012.
• Notched 1,000+ yards rushing 3 times in high school.
• Set Texas record on 4x200 team at 1:25.49.

BOYD'S NFL TOTALS

Table with columns: Year, GP/GS, Solo, Asst., Total, Sacks, INTs, PBU, TFL, QBH, FF/FR, Special Teams. Rows include 2019 (Min), Playoffs, 2020 (Min), and Totals.

SINGLE-GAME CAREER HIGHS (* - playoffs)

Tackles10.....vs. Detroit, 11/8/20 Forced Fumble1.....vs. Detroit, 11/8/20
Solo Tackles8.....2x, last vs. Detroit, 11/8/20
Pass Defensed1.....3x, last vs. Dallas, 11/22/20
Tackles For Loss2.....vs. Chicago, 12/29/19

BOYD'S CAREER GAME-BY-GAME (*starts)

2019	MIN	U	A	T	TFL	SK	QH	FF	FR	INT	PD
9/8	ATL	1	0	1	0	0.0	0	0	0	0	0
9/15	@ GB	0	0	0	0	0.0	0	0	0	0	0
9/22	OAK	0	0	0	0	0.0	0	0	0	0	0
9/29	@ CHI	0	0	0	0	0.0	0	0	0	0	0
10/6	@ NYG	1	0	1	0	0.0	0	0	0	0	0
10/13	PHI	0	0	0	0	0.0	0	0	0	0	0
10/20	@ DET	0	0	0	0	0.0	0	0	0	0	0
10/24	WAS	0	0	0	0	0.0	0	0	0	0	0
11/3	@ KC	0	0	0	0	0.0	0	0	0	0	0
11/10	@ DAL	0	0	0	0	0.0	0	0	0	0	0
11/17	DEN	0	0	0	0	0.0	0	0	0	0	0
12/2	@ SEA	0	0	0	0	0.0	0	0	0	0	0
12/8	DET	0	0	0	0	0.0	0	0	0	0	0
12/15	@ LAC	1	1	2	0	0.0	0	0	0	0	0
12/23	GB	0	0	0	0	0.0	0	0	0	0	0
12/29	CHI	8	0	8	2	0.0	0	0	0	0	1
GP/GS: 16/0	11	1	12	2	0.0	0	0	0	0	0	1
2019 PLAYOFFS											
1/5/20 @ NO	0	0	0	0	0.0	0	0	0	0	0	0
1/11/20 @ SF	0	0	0	0	0.0	0	0	0	0	0	0
GP/GS: 2/0	0	0	0	0	0.0	0	0	0	0	0	0

2020	MIN	U	A	T	TFL	SK	QH	FF	FR	INT	PD
9/13	GB	0	0	0	0	0.0	0	0	0	0	0
9/20	@ IND	0	0	0	0	0.0	0	0	0	0	0
9/27	TEN	2	0	2	0	0.0	0	0	0	0	0
10/4	@ HOU	INACTIVE									
10/11	@ SEA	INACTIVE									
10/18	ATL	INACTIVE									
11/1	@ GB	2	0	2	0	0.0	0	0	0	0	0
11/8	DET*	8	2	10	1	0.0	0	1	0	0	1
11/16	@ CHI*	2	2	4	0	0.0	0	0	0	0	0
11/22	DAL*	2	1	3	0	0.0	0	0	0	0	1
11/29	CAR	3	0	3	0	0.0	0	0	0	0	0
12/6	JAX*	2	4	6	0	0.0	0	0	0	0	0
12/13	@ TB	0	0	0	0	0.0	0	0	0	0	0
12/20	CHI	RESERVE/INJURED									
12/25	@ NO	RESERVE/INJURED									
1/3	@ DET	RESERVE/INJURED									
GP/GS: 10/4	21	9	30	1	0.0	0	0	0	0	0	2



POSITION: Center
HEIGHT/WEIGHT: 6-3/305
DOB: 6-20-95
HOMETOWN: Charlotte, NC

HIGH SCHOOL: Charlotte Christian
COLLEGE: North Carolina State
ACQUIRED: Draft 1 (#18) 2019
NFL/VIKINGS SEASON: 3/3

2020 GP/GS	Career GP/GS	Playoffs GP/GS
16/16	32/32	2/2

- Started every game at center as Vikings notched a 3,000-yard passer, 1,000-yard rusher and 1,000-yard receiver in the same season for the 8th time in franchise history in 2020. It's the 1st time the Vikings have done so in back-to-back seasons (2019-20) since 1997-98.
- Highest-drafted center in Vikings history and only 1st rounder.
- Became the 1st player in Vikings history to start 16 games at center as a rookie. Only the 2nd player in franchise history to start every regular-season game at center as a rookie, as Mick Tingelhoff started all 14 games as a rookie in 1962.
- Offensive line gave up 28 sacks in 2019, tied for 5th-fewest in the NFL and tied for the 6th-lowest in franchise history.

OFF THE FIELD

- In November 2019, helped give away 250 turkeys with other offensive linemen at The Salvation Army-Citadel Worship and Service Center in St. Paul.
- Earned degree in business supply operations management in 2017 and played the 2018 season as a graduate student.
- Father, Tim, played football at Eastern Washington and Montana State.
- Married wife, Carson, in Spring 2021.

HONORS

- Named the Vikings 2019 Rookie of the Year as part of annual Minnesota Football Honors program.

PRO

- The only Vikings center to be drafted in the 1st round, going #18 overall in the 2019 NFL Draft.
- The 3rd NC State player selected in the 1st round by the Vikings, joining RB Ted Brown in 1979 (#16) and CB Dewayne Washington in 1994 (#18).
- The previously highest-drafted center by the Vikings was Dave

Huffman in the 2nd round (#43) in 1979.
 • Made his NFL debut in season opener vs. Atlanta (9/8/19).

2020: MINNESOTA VIKINGS

- Started all 16 games as the Vikings offense totaled the 7th-most rushing yards (2,283) and the 2nd-most scrimmage yards (6,548) in team history.
- Vikings ranked #4 in NFL total offense, a 12-spot jump from 2019, and scored 55 offensive TDs, the 2nd-best mark in team history behind the 1998 squad.
- Helped RB Dalvin Cook rush for 1,557 yards, the 3rd-best mark in Vikings history and the 2nd-most in the NFL for the year.
- Cook had 16 rushing TDs, the 2nd-best season mark in Vikings history, and earned a 2nd-straight Pro Bowl berth.
- Cook tied a team record in win at Green Bay (11/1) by scoring 4 TDs in a game (3 rushing, 1 receiving), only the 3rd time in Vikings history the feat has been accomplished, and tied the team record with 3 rushing TDs in a game.
- Helped rookie WR Justin Jefferson re-write the NFL and

CENTER OF IT ALL

Garrett Bradbury is the 1st Vikings center to be drafted in the 1st round (#18, 2019) and joins Pro Football Hall of Famer Mick Tingelhoff as the only rookie centers in team history to start every game in their debut seasons. Tingelhoff was undrafted in 1962 and started all 14 games for the club. Bradbury has started all 32 games possible and 2 playoff games since joining the Vikings. In 2020 he protected QB Kirk Cousins as he threw for 35 TDs, the 2nd-most in a season in team history, and Dalvin Cook ran for 1,557 yards, the 3rd-highest mark in team history, and helped the team rank #4 in the NFL in offense.

STARTS BY VIKINGS ROOKIE CENTERS

PLAYER, SEASON	STARTS/GAMES
Garrett Bradbury, 2019	16/16
Mick Tingelhoff, 1962	14/14
Pat Elflein, 2017	14/16

team record book with an NFL post-merger record 1,400 yards receiving and a team-record 88 catches en route to 2nd-Team Associated Press All-Pro honors and a Pro Bowl berth.

- Protected QB Kirk Cousins as he threw for a career-high 35 TD passes and a 105.0 passer rating, the 2nd-most TD passes in a season by a Vikings QB and the 1st time in team history a QB had consecutive seasons with a 100+ passer rating.
- The unit paved the way for 382 total yards of offense, 2 rushing TDs by Cook and 3 successful 2-point conversions vs. Green Bay (9/13).
- Helped Minnesota to 410 net yards of offense as the Vikings had a pair of 100-yard receivers and a 100-yard rusher at Houston (10/4) for the first time since 2000.
- Line allowed just 1 sack while the offense posted 487 net yards and Cook rushed for 206 yards, including a 70-yard rushing TD in win vs. Detroit (11/8).
- Paved the way for the offense as Minnesota became the second team in NFL history to have four different receivers with seven-plus catches and 60 or more yards in the same game vs. Carolina (11/29).

2019: MINNESOTA VIKINGS

- Became the 1st player in Vikings history to start 16 games at center as a rookie. Only the 2nd player in franchise history to start every regular-season game at center as a rookie, as Mick Tingelhoff started all 14 games as a rookie C in 1962.
- Joined Harrison Smith as the only current Vikings to start all 16 games as a rookie for Minnesota.
- Minnesota allowed 0 sacks in 5 total games, tying a franchise record. The Vikings allowed 1 sack or fewer in 11 games in 2019, a new single-season franchise record.
- Became just the 3rd rookie C in Vikings history to start a Week 1 game by doing so in his NFL debut vs. Atlanta (9/8). Was also part of a line that did not give up a sack on the day.
- Started at C as the offensive line blocked for Dalvin Cook's career-high 154 rushing yards at Green Bay (9/15).
- Started at C as Minnesota put up 490 yards of offense at NY Giants (10/6).
- Started at C vs. Philadelphia (10/13) as the Vikings offense scored 38 points.
- Started at C at Detroit (10/20) as Minnesota posted 503 total yards of offense, the most since 558 total yards vs. Atlanta on 9/28/14, and scored 42 points, the most in a game since Minnesota scored 49 points vs. the New York Giants on 12/27/15.
- Started at C vs. Washington (10/24) as the Vikings offense was not forced to punt for the first time since the 2004 season.
- Started in 27-23 Vikings win vs. Denver (11/17) as Minnesota scored 27 2nd-half points after being down 20-0 at half.
- Caught a tipped pass to record the 1st reception of his career vs. Detroit (12/8).

- Started at C in the Wild Card win at New Orleans (1/5/20), his NFL postseason debut.
- Started and had his 2nd career catch in the Divisional game vs. San Francisco (1/11/20), gaining 2 yards off a deflected pass. The play made him the 1st Vikings offensive lineman with a postseason reception since Ed White vs. Dallas (12/25/71).

COLLEGE


- Started final 39 straight games and played in 48 for NCSU.
- Capped college career by earning the Rimington Award as the top center in the country. Was a semifinalist for the Outland Trophy as a senior, the only center among the semifinalists.
- Consensus All-America and 1st-Team All-ACC as a senior.
- Served as a team captain as a senior and paved the way for the Wolfpack to have a 1,000-yard rusher (1,091 by Reggie Gallaspy), 3,000-yard passer (3,928 by Ryan Finley) and a pair of 1,000-yard receivers (1,186 by Kelvin Harmon and 1,047 by Jakobi Meyers).
- Awarded 1st-Team All-ACC by media as a junior and honorable mention by the ACC coaches.
- During junior campaign, the Wolfpack's RB Nyheim Hines broke the 1,000-yard mark (1,113), Harmon had 1,017 yards receiving and Finley threw for 3,514 yards.
- Team went 9-4 as a junior and as a senior, ending season ranked #23 in 2017 following a win over Arizona State in the Sun Bowl.
- During final 3 seasons, he blocked for 3 different 1,000-yard rushers and protected Finley as the QB broke the 3,000-yard mark each year.
- Made transition from TE to OL as a redshirt freshman in 2015.
- Redshirted as a TE during first season in 2014.
- Was an Academic All-District selection as a senior and shared the Wolfpack award.
- Named Academic All-ACC each of his 4 years.

PREP

- Led Charlotte Christian to North Carolina Independent Schools Athletic Association state titles in 2012 and 2013 as a junior and senior.
- Standout TE and DE.
- Hauled in 12 receiving TDs as a prep, 6 of those as a senior.
- Ranked as #58 TE in nation by Scout.com and #54 by ESPN.
- Standout baseball catcher.

BRADBURY'S CAREER GAMES/STARTS

Year	GP/GS
2019 (Min).....	16/16
Playoffs.....	2/2
2020 (Min).....	16/16
Totals	32/32
Playoffs	2/2





58

JORDAN BRAILFORD

POSITION: Defensive End
HEIGHT/WEIGHT: 6-3/252
DOB: 10-9-95
HOMETOWN: Tulsa, OK

HIGH SCHOOL: Booker T. Washington
COLLEGE: Oklahoma State
ACQUIRED: PS (WAS) 2020
NFL/VIKINGS SEASON: 3/2

2020 GP/GS

5/0

Career GP/GS

5/0

Playoffs GP/GS

0/0

- Signed to Vikings roster off Washington practice squad and played in first 5 games of his career with Minnesota in 2020.
- Had 2 tackles, 1 FF and 1 FR in 1st career NFL game, an OT win vs. Jacksonville (12/6/20).

OFF THE FIELD

- Majored in management.

PRO

- Originally selected by Washington in the 7th round (253rd overall) of the 2019 NFL Draft.
- Signed to Washington's practice squad following roster cutdowns (9/6/20).
- Signed to Minnesota's active roster from Washington's practice squad on 10/13/20.

2020: MINNESOTA VIKINGS

- Appeared in his opening 5 career games after joining the Vikings in Week 6, totaling 2 tackles, 1 FF and 1 FR.
- Spent Weeks 1-5 on Washington's practice squad.
- Active but did not play vs. Atlanta (10/18).
- Made NFL debut vs. Jacksonville and recorded 2 tackles, 1 FF and 1 FR in OT win vs. Jacksonville (12/6).

2019: WASHINGTON FOOTBALL TEAM

- Spent the 2019 season on the Reserve/Injured list after being drafted by the club in the 7th round.

COLLEGE

- Played collegiately at Oklahoma State from 2014-18, compiling 135 total tackles (90 solo), 31.5 TFL, 16.0 sacks, 3 FF, 1 INT, 1 PD in 35 career games.
- Named team captain and was selected 1st-Team All-Big 12 by the coaches and a 2nd-Team All-Big 12 selection by *Associated Press* in 2018.
- As a senior, led the Big 12 in sacks per game (0.69) and his seven quarterback hurries ranked fourth in OSU school history.
- A 2017 2nd-team All-Big 12 honoree by the coaches and the *Associated Press*.
- Injured in 2016.
- Appeared in 10 games in 2015, finishing with 23 tackles (18 solo) and 3.5 tackles for loss.
- Redshirted in 2014.

PREP

- Attended Booker T. Washington High in Tulsa, OK, where he notched 105 tackles and 9 sacks during his senior year.
- Participant in the Semper Fidelis All-American Game and 1st Team All-State honors from *The Oklahoman* and the *Tulsa World* during his senior year.

BRAILFORD'S NFL TOTALS

Year	GP/GS	Tackles					Sacks	INTs	PBU	TFL	QBH	FF/FR	Special Teams
		Solo	Asst.	Total									
2019 (Was)	0/0	RESERVE/INJURED											
2020 (Min)	5/0	2	0	2	0.0	0	0	0	0	0	1/1	0	
Totals	5/0	2	0	2	0.0	0	0	0	0	0	1/1	0	

SINGLE-GAME CAREER HIGHS (* - playoffs)

Tackles 2 vs. Jacksonville, 12/6/20
Solo Tackles 2 vs. Jacksonville, 12/6/20

Forced Fumble 1 vs. Jacksonville, 12/6/20
Fumble Recovery 1 vs. Jacksonville, 12/6/20

BRAILFORD'S CAREER GAME-BY-GAME (*starts)

2019	WAS	U	A	T	TFL	SK	QH	FF	FR	INT	PD	
9/8	@ PHI	RESERVE/INJURED										
9/15	DAL	RESERVE/INJURED										
9/23	CHI	RESERVE/INJURED										
9/29	@ NYG	RESERVE/INJURED										
10/6	NE	RESERVE/INJURED										
10/13	@ MIA	RESERVE/INJURED										
10/20	SF	RESERVE/INJURED										
10/24	@ MIN	RESERVE/INJURED										
11/3	@ BUF	RESERVE/INJURED										
11/17	NYJ	RESERVE/INJURED										
11/24	DET	RESERVE/INJURED										
12/1	@ CAR	RESERVE/INJURED										
12/8	@ GB	RESERVE/INJURED										
12/15	PHI	RESERVE/INJURED										
12/22	NYG	RESERVE/INJURED										
12/29	@ DAL	RESERVE/INJURED										
GP/GS: 0/0		0	0	0	0	0.0	0	0	0	0	0	

2020	MIN	U	A	T	TFL	SK	QH	FF	FR	INT	PD	
9/13	PHI	WAS- PRACTICE SQUAD										
9/20	@ ARI	WAS- PRACTICE SQUAD										
9/27	@ CLE	WAS- PRACTICE SQUAD										
10/4	BAL	WAS- PRACTICE SQUAD										
10/4	NO	WAS- PRACTICE SQUAD										
10/11	LAR	WAS- PRACTICE SQUAD										
		WENT FROM WAS TO MIN										
10/18	ATL	DID NOT PLAY										
11/1	@ GB	INACTIVE										
11/8	DET	INACTIVE										
11/16	@ CHI	INACTIVE										
11/22	DAL	INACTIVE										
11/29	CAR	INACTIVE										
12/6	JAX	2	0	2	0	0.0	0	1	1	0	0	
12/13	@ TB	0	0	0	0	0.0	0	0	0	0	0	
12/20	CHI	0	0	0	0	0.0	0	0	0	0	0	
12/25	@ NO	0	0	0	0	0.0	0	0	0	0	0	
1/3	@ DET	0	0	0	0	0.0	0	0	0	0	0	
GP/GS: 5/0		2	0	2	0	0.0	0	1	1	0	0	



64

BLAKE BRANDEL

2020 GP/GS

PS

Career GP/GS

0/0

Playoffs GP/GS

0/0

- Spent entire rookie season on Vikings practice squad in 2020.
- His first college game and start came in Minneapolis against the Golden Gophers at TCF Bank Stadium in 2016 at LT.

OFF THE FIELD

- Graduated with degree in business entrepreneurship, earning Honorable Mention Academic All-Pac 12 in 2016, 2017 and 2018.
- Father, Scott, played college football at Lewis & Clark College, a Division III school in Portland.
- Married wife, Natalie, in Spring 2021.

PRO

- Signed to Vikings practice squad following 53-man roster cuts and spent entire rookie season there.
- Was the 1st of 2 Vikings picks in the 6th round of 2020 and the 2nd of 3 OL selected with the team-record 15 picks.

2020: MINNESOTA VIKINGS

- Joined Vikings practice squad on 9/6 and spent entire rookie

POSITION: Tackle

HEIGHT/WEIGHT: 6-7/307

DOB: 1-23-97

HOMETOWN: Milwaukie, OR

HIGH SCHOOL: Catholic Central

COLLEGE: Oregon State

ACQUIRED: D6a (#203) 2020

NFL/VIKINGS SEASON: 1/1

season there.

- Drafted by Vikings in 6th round (#203), the 10th of a team-record 15 players drafted.

COLLEGE

- A 2nd-Team All-Pac 12 in 2019 by coaches and A.P.
- Team captain as a senior; earned a 93.1 pass-blocking grade (the best in the nation) from Pro Football Focus.
- Helped Beavers RBs break the 100-yard rushing mark 7 times during the 2019 season and allowed only 1 sack himself.
- Started all 12 games at LT in 2018 and helped RB Jermar Jefferson break the 1,000-yard mark, becoming the 1st Beavers back to do so since 2010.
- Freshman season in 2016 was best record he posted with Beavers, going 4-8, including a win over cross-state rival Ducks.

PREP

- Ranked as Oregon's #3 prospect at Catholic Central in Portland.
- Helped team to consecutive 6A state titles and earned 6A All-State as a junior and senior.
- Played basketball in high school.



21

BASHAUD BREELAND

2020 GP/GS

11/11-KC 94/88 (60/57)-Was., 7/5-GB, 27/26-KC

Career GP/GS

Playoffs GP/GS

7/7 (1/1)-Was., 6/6-KC

- Has started 88 of his 94 career regular-season games with Washington, Green Bay and Kansas City.
- Started at CB in Super Bowls LIV and LV for Kansas City, snaring an INT in Super Bowl LIV win over San Francisco.
- Is 1 of 5 players in NFL history to have a FR TD of 100+ yards, taking back a 100-yarder at Detroit (9/29/19) and ranks as the longest FR TD in Chiefs history.

OFF THE FIELD

- Goes by nickname, Breezy.
- Produces and performs music under the name 26Breezy.
- Community recreation and sport major at Clemson.

PRO

- Signed by Vikings as a free agent on 6/8/21.
- Has scored 3 defensive TDs in his career, including a 100-yard FR TD in 2019 and a 96-yard INT TD in 2017.
- Starter for back-to-back AFC Champion Kansas City in 2019 and 2020, helping Chiefs to Super Bowl LIV title over 49ers.
- Entered the NFL as 4th-round pick (#102) by Washington in 2014; he was teammates with Vikings QB Kirk Cousins from 2014-17.

2020: KANSAS CITY

- Started 11 games at CB and all 3 playoff games as Chiefs won the AFC title for the 2nd consecutive season.
- In 1st game on field for the season, vs. Las Vegas (10/11), had

POSITION: Cornerback

HEIGHT/WEIGHT: 5-11/195

DOB: 1-30-92

HOMETOWN: Allendale, SC

HIGH SCHOOL: Allendale-Fairfax

COLLEGE: Clemson

ACQUIRED: FA (KC) 2021

NFL/VIKINGS SEASON: 8/1

an INT and 29-yard return.

- Helped KC to a 14-2 regular season mark and hosted playoff games vs. Cleveland and Buffalo, advancing to Super Bowl LV at Tampa against the Buccaneers.
- Grabbed 2nd INT of the season at Tampa Bay (11/29) in the regular-season meeting of the eventual Super Bowl teams.
- Served NFL suspension for opening 4 games of the season.

2019: KANSAS CITY

- Started 15 of his 16 games played in regular season and all 3 playoff contests.
- Tied career-best with 4 takeaways on the season, 2 INTs and 2 FRs, including having 3 takeaways in the opening 4 games of the year (2 FRs and 1 INT).
- Scored on a 100-yard FR TD at Detroit (9/29), taking a Kerryon Johnson fumble into the end zone the length of the field to give KC a 20-13 lead in a game they eventually won 34-30.
- Had 7 tackles in AFC Divisional Playoff game vs. Houston (1/12), following up with 4 tackles in AFC title game vs. Tennessee (1/19) and 7 stops in Super Bowl with 2 TFL and an INT in the game.
- KC overcame a 24-0 deficit in Divisional Playoff vs. Houston to win the game 51-31.
- Helped KC to a 12-4 regular-season mark.

2018: WASHINGTON/GREEN BAY

- Started 5 and played 7 games for Green Bay, ending with 2 INTs and 1 FR. Scored on a 22-yard INT TD vs. Atlanta (12/9).
- Signed by Green Bay on 9/26 and was inactive for opening 4 games he was on Packers roster.

- Played and had 1st start for Packers at New England (11/4); picked off 1st pass as a Packer the following week vs. Miami (11/11), picking off Brock Osweiler.

- Packers went 6-9-1 on the season, Mike McCarthy's final season as head coach. McCarthy was replaced following Week 13 loss by Joe Philbin for the remaining 3 games of the season.

2017: WASHINGTON

- Played in 15 and started 14 games with Washington.
- Scored his 1st career TD on a 96-yard INT return off Chargers QB Kellen Clemens on the road.
- Had career-high 19 PD on the season.

2016: WASHINGTON

- Started all 14 games he played, notching a career-best 60 solo tackles and 71 total stops.
- Notched an INT in the season opener vs. Pittsburgh en route to a career-high 3 INTs on the season.
- Snared a career-high 2 INTs at Chicago (12/24) in game Washington had 5 INTs of Bears QB Matt Barkley in a 41-21 win.
- Had lone career sack at Philadelphia (12/11) when he got to Carson Wentz in a 27-22 Washington win.

2015: WASHINGTON

- Played in 15 games with 14 starts as Washington earned a playoff spot.
- Had career-best 81 tackles on the season and career-high 5 TFL along with 3 FFs, 2 INTs and 2 FRs.
- Had career-high 2 FRs, 1 FF and 1 INT at NY Jets (10/18).
- Made career-high 12 tackles vs. Tampa Bay (10/25).
- Helped Washington win the final 4 games of the regular season to go 9-7 and win the NFC East after finishing in 4th

place in the Division the year before.

- Hosted Green Bay in NFC Wild Card round, falling to the Packers 35-18.

2014: WASHINGTON

- Started 15 and played in all 16 games on the season, leading the team in INTs with 2, adding 14 PD and 2 FFs.
- Started season opener vs. Houston (9/7) and had a season-high 10 tackles in regular-season finale vs. Dallas (12/28).
- Snared opening 2 INTs of his career, vs. Tennessee (10/19) and vs. Philadelphia (12/20).

COLLEGE

- Started 24 of his 37 games at Clemson from 2011-13.
- Named 2nd-Team All-ACC from media as a junior in 2013, grabbing 4 INTs, 2.0 sacks and 13 PD in 13 games with 12 starts.
- Ended career with 159 tackles, 8.5 TFL, 3.0 sacks, 6 INTs, 20 PD and 2 FFs.
- Redshirted in 2010.

PREP

- Ran for 1,200+ yards and 15 TDs as a senior at Allendale-Fairfax High in Allendale, SC.
- Helped track team to state title as a junior and won consecutive 400m hurdle titles as a sophomore and junior.
- An all-state football honoree by *The State* newspaper.

BREELAND'S NFL TOTALS

Year	GP/GS	Solo	Asst.	Total	Sacks	INTs	PBU	TFL	QBH	FF/FR	Special Teams
2014 (Was)	16/15	53	9	62	0.0	2 (0)	14	3	1	2/0	4
2015 (Was)	15/14	59	22	81	0.0	2 (56)	16	5	0	3/2	0
Playoffs	1/1	5	2	7	0.0	0	0	0	0	1/1	0
2016 (Was)	14/14	60	11	71	1.0	3 (32)	11	1	1	2/0	2
2017 (Was)	15/14	34	13	47	0.0	1 (96t)	19	0	0	0/0	3
2018 (Was/GB)	7/5	16	4	20	0.0	2 (48)	4	1	0	0/1	0
2019 (KC)	16/15	37	11	48	0.0	2 (4)	8	1	1	0/2	0
Playoffs	3/3	15	3	18	0.0	1 (1)	3	2	0	0/0	0
2020 (KC)	11/11	30	8	38	0.0	2 (29)	9	1	0	1/1	0
Playoffs	3/3	15	2	17	0.0	0	2	0	0	0/0	0
Total	94/88	289	78	367	1.0	14 (265)	81	12	3	8/6	9
Playoffs	7/7	35	7	42	0.0	1 (1)	5	2	0	1/1	0

SINGLE-GAME CAREER HIGHS

Tackles12vs. Tampa Bay, 10/25/15

Fumble Recoveries.....2.....at NY Jets, 10/18/15

Sacks1.0.....at Philadelphia, 12/11/16

Interceptions2.....at Chicago, 12/24/16

Long INT Return96t.....at LA Chargers, 12/10/17

Passes Defended4.....3x, last vs. NY Giants, 11/29/15

BREELAND'S SACKS

GAMEQB.....SACK
 at Philadelphia, 12/11/16.....Carson Wentz.....1.0
Total.....1.0

BREELAND'S TOUCHDOWNS

GAMESCORE
 at LA Chargers, 12/10/17.....96t INT Return
 vs. Atlanta, 12/9/18.....22t INT Return
 at Detroit, 9/29/19.....100t FR Return
Total.....3 (2 INT, 1 FR)

BREELAND'S INTERCEPTIONS (*playoffs)

GAMEQB.....INT
 vs. Tennessee, 10/19/14.....Charlie Whitehurst.....1 (0)
 vs. Philadelphia, 12/20/14.....Mark Sanchez.....1 (0)
 at Atlanta, 10/11/15.....Matt Ryan.....1 (28)
 at NY Jets, 10/18/15.....Ryan Fitzpatrick.....1 (28)
 vs. Pittsburgh, 9/12/16.....Ben Roethlisberger.....1 (26)
 at Chicago, 12/24/16.....Matt Barkley.....2 (0, 6)
 at LA Chargers, 12/10/17.....Kellen Clemens.....1 (96t)
 vs. Miami, 11/11/18.....Brock Osweiler.....1 (26t)
 vs. Atlanta, 12/9/18.....Matt Ryan.....1 (22t)
 at Oakland, 9/15/19.....Derek Carr.....1 (0)
 at New England, 12/8/19.....Tom Brady.....1 (4)
 vs. San Francisco, 2/2/20*.....Jimmy Garoppolo.....1 (1)
 vs. Las Vegas, 9/15/19.....Derek Carr.....1 (0)
 at Tampa Bay, 11/29/20.....Tom Brady.....1 (0)
Total.....15 (266)

BREELAND'S CAREER GAME-BY-GAME (*starts)

2014	WAS	U	A	T	TFL	SK	QH	FF	FR	INT	PD
9/7	@ HOU*	1	0	1	0	0.0	0	0	0	0	0
9/14	JAX*	0	0	0	0	0.0	0	0	0	0	1
9/21	@ PHI	3	0	3	0	0.0	0	1	0	0	0
9/25	NYG*	3	2	5	0	1.0	0	0	0	1	0
10/6	SEA*	1	2	3	0	0.0	0	0	0	0	0
10/12	@ ARZ*	5	0	5	0	0.0	0	0	0	0	0
10/19	TEN*	5	0	5	2	0.0	0	0	0	1	1
10/27	@ DAL*	6	0	6	0	0.0	0	1	0	0	4
11/2	@ MIN*	4	0	4	0	0.0	0	0	0	0	2
11/16	TB*	2	1	3	0	0.0	0	0	0	0	0
11/23	@ SF*	4	1	5	0	0.0	0	0	0	0	1
11/30	@ IND*	3	1	4	0	0.0	1	0	0	0	0
12/7	STL*	2	0	2	0	0.0	0	0	0	0	1
12/14	@ NYG*	5	0	5	0	0.0	0	0	0	0	3
12/20	PHI*	2	2	4	1	0.0	0	0	0	1	1
12/28	DAL*	8	2	10	0	0.0	0	0	0	0	0
GP/GS: 16/15	53	9	62	3	0	1.0	1	2	0	2	14

BREELAND'S CAREER GAME-BY-GAME (*starts)

2015	WAS	U	A	T	TFL	SK	QH	FF	FR	INT	PD
9/13	MIA	RESERVE/SUSPENDED									
9/20	STL*	1	0	1	0	0.0	0	0	0	0	0
9/24	@ NYG*	2	1	3	0	0.0	0	0	0	0	1
10/4	PHI*	4	1	5	0	0.0	0	0	0	0	1
10/11	@ ATL*	6	2	8	0	0.0	0	0	0	1	4
10/18	@ NYJ*	3	1	4	0	0.0	0	1	2	1	2
10/25	TB*	7	5	12	0	0.0	0	0	0	0	0
11/8	@ NE	1	0	1	0	0.0	0	0	0	0	0
11/15	NO*	6	3	9	1	0.0	0	1	0	0	0
11/22	@ CAR*	8	3	11	1	0.0	0	0	0	0	0
11/29	NYG*	4	1	5	1	0.0	0	0	0	0	4
12/7	DAL*	4	1	5	0	0.0	0	0	0	0	1
12/13	@ CHI*	4	1	5	1	0.0	0	0	0	0	1
12/20	BUF*	4	1	5	1	0.0	0	0	0	0	0
12/26	@ PHI*	3	0	3	0	0.0	0	1	0	0	1
1/3	@ DAL*	3	1	4	0	0.0	0	0	0	0	1
GP/GS: 15/14	59	22	81	5	0.0	0	3	2	2	16	

2015 PLAYOFFS

1/10/16 GB*	5	2	7	0	0.0	0	1	1	0	0	
GP/GS: 1/1	5	2	7	0	0.0	0	1	1	0	0	

BREELAND'S CAREER GAME-BY-GAME (*starts)

2016	WAS	U	A	T	TFL	SK	QH	FF	FR	INT	PD
9/12	PIT*	6	3	9	0	0.0	0	0	0	1	1
9/18	DAL*	9	1	10	0	0.0	0	0	0	0	2
9/25	@ NYG*	0	0	0	0	0.0	0	0	0	0	0
10/2	CLE	INACTIVE									
10/9	@ BAL	INACTIVE									
10/16	PHI*	2	2	4	0	0.0	0	0	0	0	0
10/23	@ DET*	3	0	3	0	0.0	0	0	0	0	1
10/30	@ CIN*	3	0	3	0	0.0	0	0	0	0	0
11/13	MIN*	5	1	6	0	0.0	0	0	0	0	0
11/20	GB*	7	1	8	0	0.0	0	0	0	0	1
11/24	@ DAL*	3	1	4	0	0.0	0	0	0	0	0
12/4	@ ARZ*	5	1	6	0	0.0	0	1	0	0	1
12/11	@ PHI*	7	0	7	0	1.0	1	1	0	0	0
12/19	CAR*	3	1	4	1	0.0	0	0	0	0	3
12/24	@ CHI*	2	0	2	0	0.0	0	0	0	2	2
1/1	NYG*	5	0	5	0	0.0	0	0	0	0	0
GP/GS: 14/14	60	11	71	1	1.0	1	2	0	3	11	

BREELAND'S CAREER GAME-BY-GAME (*starts)

2017	WAS	U	A	T	TFL	SK	QH	FF	FR	INT	PD
9/10	@ PHI*	1	1	2	0	0.0	0	0	0	0	1
9/17	LAR*	1	0	1	0	0.0	0	0	0	0	0
9/24	OAK*	1	2	3	0	0.0	0	0	0	0	1
10/2	@ KC*	6	0	6	0	1.0	0	0	0	0	1
10/15	SF*	6	0	6	0	0.0	0	0	0	0	1
10/23	@ PHI*	2	0	2	0	0.0	0	0	0	0	2
10/29	DAL*	INACTIVE									
11/5	@ SEA*	1	1	2	0	0.0	0	0	0	0	1
11/12	MIN	1	2	3	0	0.0	0	0	0	0	0
11/19	@ NO*	2	0	2	0	0.0	0	0	0	0	3
11/23	NYG*	1	1	2	0	0.0	0	0	0	0	2
11/30	@ DAL*	2	0	2	0	0.0	0	0	0	0	1
12/10	@ LAC*	4	2	6	0	0.0	0	0	0	1	1
12/17	LAR*	3	1	4	0	0.0	0	0	0	0	1
12/24	DEN*	2	2	4	0	0.0	0	0	0	0	1
12/31	@ NYG*	1	1	2	0	0.0	0	0	0	0	3
GP/GS: 15/14	34	13	47	0	0.0	0	0	0	0	1	19

BREELAND'S CAREER GAME-BY-GAME (*starts)

2018	GB	U	A	T	TFL	SK	QH	FF	FR	INT	PD
NOT ON A ROSTER											
NOT ON A ROSTER											
NOT ON A ROSTER											
SIGNED WITH GREEN BAY											
9/29	BUF	INACTIVE									
10/6	@ DET	INACTIVE									
10/10	SF	INACTIVE									
10/20	@ LAR	INACTIVE									
10/27	@ NE*	4	4	8	0	0.0	0	0	0	0	0
11/4	MIA*	2	0	2	0	0.0	0	0	0	1	1
11/10	@ SEA*	3	0	3	0	0.0	0	0	0	0	1
11/24	@ MIN	INACTIVE									
12/1	ARZ	INACTIVE									
12/9	ATL	1	0	1	0	0.0	0	0	1	1	1
12/15	@ CHI*	1	0	1	1	0.0	0	0	0	0	1
12/22	@ NYJ	3	0	3	0	0.0	0	0	0	0	0
12/29	DET*	2	0	2	0	0.0	0	0	0	0	0
GP/GS: 7/5	16	4	20	1	0.0	0	0	1	2	4	

BREELAND'S CAREER GAME-BY-GAME (*starts)

2019	KC	U	A	T	TFL	SK	QH	FF	FR	INT	PD
9/8	@ JAX*	0	0	0	0	0.0	0	0	1	0	1
9/15	@ OAK*	7	1	8	1	0.0	0	0	0	1	1
9/22	BAL*	4	0	4	0	0.0	0	0	0	0	0
9/29	@ DET*	2	0	2	0	0.0	0	0	1	0	2
10/6	IND*	3	1	4	0	0.0	0	0	0	0	0
10/13	HOU*	3	3	6	0	0.0	0	0	0	0	0
10/17	@ DEN*	0	0	0	0	0.0	0	0	0	0	0
10/27	@ GB*	2	1	3	0	0.0	0	0	0	0	0
11/3	MIN	2	0	2	0	0.0	0	0	0	0	0
11/10	@ TEN*	1	0	1	0	0.0	0	0	0	0	1
11/18	@ LAC*	3	2	5	0	0.0	0	0	0	0	0
12/1	OAK*	2	0	2	0	0.0	0	0	0	0	0
12/8	@ NE*	3	0	3	0	0.0	0	0	0	1	2
12/15	DEN*	3	1	2	0	0.0	0	0	0	0	1
12/22	@ CHI*	2	0	2	0	0.0	1	0	1	0	0
12/29	LAC*	2	1	3	0	0.0	0	0	0	0	0
GP/GS: 16/15	37	11	48	1	0.0	1	0	2	2	8	

2019 PLAYOFFS

1/12/20 HOU*	6	1	7	0	0.0	0	0	0	0	0	1
1/19/20 TEN*	3	1	4	0	0.0	0	0	0	0	0	1
2/2/20 SF*	6	1	7	2	0.0	0	0	0	0	1	1
GP/GS: 3/3	15	3	18	2	0.0	0	0	0	0	1	3

BREELAND'S CAREER GAME-BY-GAME (*starts)

2020	KC	U	A	T	TFL	SK	QH	FF	FR	INT	PD
9/10	HOU	RESERVE/SUSPENDED									
9/20	@ LAC	RESERVE/SUSPENDED									
9/28	@ BAL	RESERVE/SUSPENDED									
10/5	NE	RESERVE/SUSPENDED									
10/11	LV*	2	0	2	0	0.0	0	0	0	1	1
10/19	@ BUF*	4	1	5	1	0.0	0	0	0	0	0
10/25	@ DEN*	2	1	3	0	0.0	0	1	0	0	0
11/1	NYJ*	2	2	4	0	0.0	0	0	1	0	1
11/8	CAR*	7	0	7	0	0.0	0	0	0	0	0
11/22	@ LV*	3	3	6	0	0.0	0	0	0	0	0
11/29	@ TB*	1	0	1	0	0.0	0	0	0	1	2
12/6	DEN*	2	0	2	0	0.0	0	0	0	0	0
12/13	@ MIA*	4	1	5	0	0.0	0	0	0	0	3
12/20	@ NO*	2	0	2	0	0.0	0	0	0	0	2
12/27	ATL*	1	0	1	0	0.0	0	0	0	0	0
11/3	LAC	DID NOT PLAY									
GP/GS: 11/11		30	8	38	1	0.0	0	1	1	2	9
2020 PLAYOFFS											
1/17/21	HOU*	5	1	6	0	0.0	0	0	0	0	1
1/24/21	TEN*	7	0	7	0	0.0	0	0	0	0	1
2/7/21	SF*	3	1	4	2	0.0	0	0	0	0	0
GP/GS: 3/3		15	2	17	2	0.0	0	0	0	0	2



POSITION: Quarterback
HEIGHT/WEIGHT: 6-2/210
DOB: 4-11-96
HOMETOWN: Folsom, CA

HIGH SCHOOL: Folsom
COLLEGE: Washington
ACQUIRED: UDFA 2019
NFL/VIKINGS SEASON: 2/2

2020 GP/GS PS **Career GP/GS** 0/0 **Playoffs GP/GS** 0/0

- Left Washington holding several career and season records, including career passing yards (12,296), career passing TDs (94), season passing TDs (43 in 2016), career completions and attempts (958-1,483).
- Finished 6th in 2016 Heisman voting, the same season Dalvin Cook finished tied for 10th.

OFF THE FIELD

- Majored in finance at Washington.
- High school teammates with Bengals 2019 1st-round pick offensive lineman Jonah Williams.

PRO

- Signed to Vikings practice squad on 9/6/20 and spent entire season there.
- Signed to the Vikings practice squad on 9/1/19 after being released by the club during final roster cuts.
- Signed with Minnesota as an undrafted free agent on 5/3/19.

2020: MINNESOTA VIKINGS

- Signed to practice squad on 9/6 for entire season.
- Went through training camp with Vikings, released in 53-man roster cuts.

2019: MINNESOTA VIKINGS

- Spent regular season and playoffs on practice squad.
- Signed to the Vikings practice squad on 9/1/19 after being released by the club during final roster cuts.

COLLEGE

- Started 53 of possible 54 career games for Huskies and won 39 starts, setting Pac-12 and school record.
- Only 6th Pac-12 QB to account for 100+ TDs with 110 (94 passing, 16 rushing).

- Enjoyed best statistical season as a sophomore in 2016 when he was Pac-12 Offensive Player of the Year and finished 6th in Heisman Trophy voting, the 2nd-highest finish all-time by a UW player. Semifinalist for Maxwell and O'Brien Awards.
- Guided Huskies to Pac-12 Championship Game wins as sophomore over Colorado and as a senior over Utah.
- In his final 3 seasons at UW he was 19-1 at home, losing only as a sophomore to USC.
- Team lost Rose Bowl to Ohio State to cap his senior season; UW went 10-4 in 2018, with all 4 losses by 6 points or fewer.
- Huskies went to Fiesta Bowl vs. Penn State as a junior, Peach Bowl vs. Alabama as a sophomore and won Heart of Dallas Bowl as a freshman vs. Southern Miss.
- Earned 1st-Team All-Pac-12 as a sophomore and followed up with Honorable Mention honors as a junior and senior.
- Tied Pac-12 record with 43 TD passes in 2016 and set school record with 6 TDs in a game twice.
- Became 1st UW true freshman QB to start a season opener in 2015 at Boise State and went on to start 12 games that year.

PREP

- Named Gatorade California Player of the Year at Folsom High as a junior and senior.
- Tied a national record with 91 TDs in a season and 229 career TDs. Set California records with 1,191 completions on 1,708 attempts for 16,775 yards and 229 TDs.
- Set California state records for a season as a senior with 5,790 yards, breaking his own record of 5,737 as a junior.
- Went 360-of-524 with 7 INTs, 91 TDs and 5,790 yards to cap prep career and earned state Division I Player of the Year.
- Ranked #3 pro-style QB in the nation by Rivals.com, #5 pocket passer by ESPNnd #8 QB prospect by Scout.com.

BROWNING'S COLLEGE TOTALS

Year	GP/GS	Att	Comp	Pct	PASSING				RUSHING			
					Yds	TD	INT	Lg	Rtg	Rush	Yds	TD
2015 (UW)	12/13	369	233	63.1%	2,955	16	10	81	139.1	65	35	1
2016 (UW)	14/14	391	243	62.1%	3,430	43	9	75	167.5	65	45	4
2017 (UW)	13/13	336	230	68.5%	2,719	19	5	76	152.1	56	25	7
2018 (UW)	14/14	388	252	64.9%	3,192	16	10	59	142.5	85	139	4
Total	53/54	1,484	958	64.6%	12,296	94	34	81	150.5	271	244	16



63

COHL CABRAL

POSITION: Center
HEIGHT/WEIGHT: 6-5/300
DOB: 4-11-96
HOMETOWN: Rancho Cucamonga, CA

HIGH SCHOOL: Los Osos
COLLEGE: Arizona State
ACQUIRED: W (Hou) 2021
NFL/VIKINGS SEASON: 1/1

2020 GP/GS	Career GP/GS	Playoffs GP/GS
PS (LAR, HOU)	0/0	0/0

- Split time during his rookie season in 2020 on practice squads of LA Rams and Houston.
- Team captain at Arizona State as a junior and senior.

OFF THE FIELD

- Majored in liberal studies at ASU.
- Interested in pursuing a career in fire fighting.

PRO

- Claimed off waivers from Houston by the Vikings on 5/24/21.
- Originally signed as rookie free agent by LA Rams 4/30/20.

2020: LA RAMS/HOUSTON TEXANS

- Spent opening half of rookie season on Rams practice squad and the final 6 weeks of the year on Houston's.
- Signed to Houston practice squad on 11/10.
- Joined Rams as a rookie free agent, going through training camp with the club before being waived on 9/4.

COLLEGE

- Team captain at ASU as a junior and senior.
- Started 38 of 50 games at C and LT for the Sun Devils.
- Paved the way for ASU RB Eno Benjamin to notch consecutive 1,000+ yard seasons in 2018 and 2019.
- Blocked for Demario Richards' 1,000+ season in 2017.
- Earned 2nd-Team All-Pac 12 as a junior in 2018, starting full-time at center.
- Started all 13 games at LT in 2017 as a sophomore.
- Played final 2 seasons at ASU under former NFL head coach Herman Edwards.
- Helped Sun Devils to 3 straight bowl games to finish his career, including a win over Florida State in the Sun Bowl in 2019, capping an 8-5 season, his best during his tenure.

PREP

- Participated in Under Armour All-America Game following senior year at Los Osos High in Rancho Cucamonga.
- Was a 2nd-Team All-State honoree from *USA Today*.
- Rated a 4-star recruit by ESPN and #2 center prospect.

LONDON CALLING


The NFL has raised the profile of the game internationally in recent years, and in 2013, the Vikings experienced the 1st regular-season game on international soil in club history, a 34-27 victory over the Pittsburgh Steelers. The Vikings have a proud history of playing internationally and were among the ground-breaking teams in the NFL to play overseas, playing the 1st NFL game in London and the 1st NFL game in Sweden. The Vikings most recently played Cleveland in 2017 at Twickenham Stadium.



Vikings practice in the shadow of Berlin's Olympic Stadium in the 1993 preseason.

VIKINGS INTERNATIONAL GAMES* preseason

8/6/83* .. London, England*..... Minnesota 28, St. Louis 10
 8/14/88* .. Goteborg, Sweden Minnesota 28, Chicago 21
 8/7/93* .. Berlin, Germany Minnesota 20, Buffalo 6
 8/6/94* .. Tokyo, Japan Minnesota 17, Kansas City 9
 9/29/13 .. London, England* Minnesota 34, Pittsburgh 27
 10/29/17.. London, England*..... Minnesota 33, Cleveland 16
 *Wembley Stadium +Twickenham Stadium





85

DAN CHISENA

POSITION: Wide Receiver

HEIGHT/WEIGHT: 6-3/202

DOB: 2-25-97

HOMETOWN: Downingtown, PA

HIGH SCHOOL: Downingtown-East

COLLEGE: Penn State

ACQUIRED: UDFA 2020

NFL/VIKINGS SEASON: 2/2

2020 GP/GS

14/0

Career GP/GS

14/0

Playoffs GP/GS

0/0

returner at the 29-yard line in a drive that would end with a Vikings defensive interception in Jags territory (12/6).

- Made a career-high 2 special teams tackles at Detroit (1/3).

- Played in 14 games as a rookie free agent in 2020.
- Had a FR on special teams on punt coverage at Houston (10/4/20) that helped Vikings to their 1st win of the season.

OFF THE FIELD

- Graduated with degree in security and risk analysis in December 2019, continuing a family legacy dating back to his great-grandfather, Enos Perry, as Penn State alums.
- Father, Dave, played football at Delaware (1979-83).

PRO

- Only rookie undrafted free agent to make the Vikings 53-man roster after the September 5 cut-down.
- Signed with Minnesota as an undrafted free agent on 4/27/20.

2020: MINNESOTA VIKINGS

- Appeared in 14 games primarily on special teams, finishing with 6 special teams tackles and 1 FR.
- Made NFL debut in the season opener vs. Green Bay, playing 17 snaps on special teams.
- Recovered the 1st fumble of his career after Mike Boone forced it on a punt return in the 1st quarter, leading to a Vikings FG at Houston (10/4), en route to the 1st win of the season.
- Inactive at Green Bay with a hip injury (11/1).
- Recorded 1st special teams tackle on MNF at Chicago (11/16).
- Made key tackle on punt team in OT, stopping Jacksonville's

COLLEGE

- Dual-sport athlete at Penn State, ran sprints and relays from 2016-18 on track team before playing football in 2018 and 2019.
- Played in 14 games with 2 starts with the football team over 2018 and 2019, with 12 of the games and both starts in 2019. Opened games at Indiana and vs. Ohio State.
- Capped college career with Cotton Bowl win over Memphis.
- An Academic All-Big Ten honoree for football in 2019 and earned Ridge Riley Memorial team award for sportsmanship, scholarship, leadership and friendship along with John Bruno Award as the outstanding member of special teams.
- Ran on Penn State school-record setting 4x100 team in 2017, clocking in at 39.08 and ran on 4x100 and 4x400 relay teams at the 2017 NCAA Outdoor Championships, finishing 13th and 9th, respectively.
- Helped Penn State to team conference title in track during 2017 outdoor season, and the 4x400 team won Big Ten title.

PREP

- An All-Region choice in football and won 3 state titles in track for Downingtown East High, claiming 100m, 200m and 4x100 Class AAA championships in 2015.

CHISENA'S NFL TOTALS

Year	GP/GS	RECEIVING						SPECIAL TEAMS		
		No.	Yds.	Avg.	Lg.	TD	Tkls.	FF	FR	
2020 (Min)	14/0	0	0	0.0	0	0	6	0	1	
Total	14/0	0	0	0.0	0	0	6	0	1	

SINGLE-GAME CAREER HIGHS (* - playoffs)

Tackles 2 at Detroit, 1/3/21
Fumble Recovery 1 at Houston, 10/4/20

CHISENA'S CAREER GAME-BY-GAME - RECEIVING (*starts)

2020	MIN	No.	Yards	Avg.	Long	TD
9/13	GB	0	0	0.0	0	0
9/20	@ IND	0	0	0.0	0	0
9/27	TEN	0	0	0.0	0	0
10/4	@ HOU	0	0	0.0	0	0
10/11	@ SEA	0	0	0.0	0	0
10/18	ATL	0	0	0	0	0
11/1	@ GB	INACTIVE				
11/8	DET	0	0	0	0	0
11/16	@ CHI	0	0	0	0	0
11/22	DAL	INACTIVE				
11/29	CAR	0	0	0	0	0
12/6	JAX	0	0	0	0	0
12/13	@ TB	0	0	0	0	0
12/20	CHI	0	0	0	0	0
12/25	@ NO	0	0	0	0	0
1/3	@ DET	0	0	0	0	0
GP/GS: 14/0		0	0	0	0	0

CHISENA'S CAREER GAME-BY-GAME - SPECIAL TEAMS

2020	MIN	T	FF	FR	BK	TD
8	GB	0	0	0	0	0
9/20	@ IND	0	0	0	0	0
9/27	TEN	0	0	0	0	0
10/4	@ HOU	0	0	1	0	0
10/11	@ SEA	0	0	0	0	0
10/18	ATL	0	0	0	0	0
11/1	@ GB	INACTIVE				
11/8	DET	1	0	0	0	0
11/16	@ CHI	1	0	0	0	0
11/22	DAL	INACTIVE				
11/29	CAR	0	0	0	0	0
12/6	JAX	1	0	0	0	0
12/13	@ TB	0	0	0	0	0
12/20	CHI	0	0	0	0	0
12/25	@ NO	1	0	0	0	0
1/3	@ DET	2	0	0	0	0
GP/GS: 14/0		6	0	1	0	0



72

EZRA CLEVELAND

POSITION: Guard
HEIGHT/WEIGHT: 6-6/311
DOB: 5-8-98
HOMETOWN: Spanaway, WA

HIGH SCHOOL: Bethel
COLLEGE: Boise State
ACQUIRED: D2 (#58) 2020
NFL/VIKINGS SEASON: 2/2

2020 GP/GS 13/9
Career GP/GS 13/9
Playoffs GP/GS 0/0

- Started 9 games at RG during rookie campaign.
Part of Vikings record-tying 6 rookie starters in a game at New Orleans (12/25/20).
Started all 40 of his collegiate games at LT over 3 seasons.

OFF THE FIELD

- Earned academic All-Mountain West honors in 2017.
One of 58 players that virtually attended the 2020 NFL Draft.
Majored in construction management.
Born three weeks premature but weighed 11 pounds at birth.
Grew up in Spanaway, WA, a suburb of Tacoma.

PRO

- Started 9 games at RG during rookie season in 2020 and played in 13 contests.
Selected in the 2nd round (#58 overall) of the 2020 NFL Draft after declaring for the draft as a redshirt junior.
Joins college teammate, RB Alexander Mattison, on the Vikings. The duo played together from 2016-18 for the Broncos.
Highest-drafted Boise State Bronco since Leighton Vander Esch was selected by Dallas in the 1st round of 2018 NFL Draft.
Led the OL group at the NFL Combine with his 4.46 20-yard shuttle and 7.26 3-cone drill. Ran a 4.93 40-yard dash (3rd among OL) and 30 bench press reps (5th among OL).
Marked the 3rd straight season the Vikings used a 1st or 2nd-round draft pick on an OL, joining 2019 1st-rounder Garrett Bradbury and 2018 2nd-rounder Brian O'Neill.

2020: MINNESOTA VIKINGS

- Appeared in 13 games (9 starts) at RG as the Vikings offense totaled the 7th-most rushing yards (2,283) and the 2nd-most scrimmage yards (6,548) in team history.
Made NFL debut at Indianapolis (9/20) in Week 2.
Made 1st career start vs. Atlanta (10/18) and went on to start next 3 games before being injured vs. Dallas and Carolina.
Returned to action and helped the Vikings record 420 total net yards of offense vs. Jacksonville (12/6) in an OT win.
Started the final 5 straight games of the season.
Vikings ranked #4 in NFL total offense, a 12-spot jump from 2019 and scored 55 offensive TDs, the 2nd-best mark in team history behind the 1998 squad.
Helped RB Dalvin Cook rush for 1,557 yards, the 3rd-best mark in Vikings history and the 2nd-most in the NFL for the year.
Cook had 16 rushing TDs, the 2nd-best season mark in Vikings history, and earned a 2nd-straight Pro Bowl berth.
Cook tied a team record in win at Green Bay (11/1) by scoring 4 TDs in a game (3 rushing, 1 receiving), only the 3rd time in Vikings history the feat has been accomplished, and tied the team record with 3 rushing TDs in a game.
Helped rookie WR Justin Jefferson re-write the NFL and team record book with an NFL post-merger record 1,400 yards receiving and a team-record 88 catches en route to 2nd-Team Associated Press All-Pro honors and a Pro Bowl berth.
Protected QB Kirk Cousins as he threw for a career-high 35 TD passes and a 105.0 passer rating, the 2nd-most TD passes in a season by a Vikings QB and the 1st time in team history a QB had consecutive seasons with a 100+ passer rating.

COLLEGE


- Two-time 1st-team All-Mountain West in 2018 and '19 and honorable mention in 2017 as a redshirt freshman.
Started in all 40 of his college games after redshirting in 2016.
Boise State played in Mountain West Championship Game each season, winning conference title in 2017 and 2019.
Helped Broncos to 12-2 mark in 2019, with the only losses coming at BYU and in Las Vegas Bowl to Washington.
Squad went 10-3 in 2018 and 11-3 in 2017, winning Las Vegas Bowl over Oregon.
Blocked for Mountain West Freshman of the Year, RB George Holani, in 2019.
During his time as a Bronco, helped extended the team's streak of having a 1,000-yard rusher to 12 consecutive seasons. Alexander Mattison's rushing totals benefited from Cleveland in 2017 (1,086) and 2018 (1,415).
Protected Mountain West Player of the Year, QB Brett Rypien, and the nation's 18th-ranked passing offense (292 ypg) in 2018.
Started 14 games as a redshirt freshman while the Broncos finished 2nd on the Mountain West in scoring (32.5 ppg).

PREP

- As a senior, totaled 41 tackles and 4.0 sacks. Earned Lineman of the Year honors after being named 1st-Team All-Area as a DT and 1st-Team All-Conference as an OL.
Named Bethel's Defensive Player of the Year and earned a spot on Washington's All-State team.
Played center field in baseball and wrestled at Bethel.
Two-star recruit according to Rivals and the #24 player in Washington.

CLEVELAND'S CAREER GAMES/STARTS

Table with 2 columns: Year, GP/GS. Totals: 13/9



52

MASON COLE

POSITION: Offensive Line
HEIGHT/WEIGHT: 6-5/292
DOB: 3-28-96
HOMETOWN: Tarpon Springs, FL

HIGH SCHOOL: Tarpon Springs
COLLEGE: Michigan
ACQUIRED: T (ARI) 2021
NFL/VIKINGS SEASON: 4/1

2020 GP/GS

14/14 (ARI)

Career GP/GS

46/32 (46/32-ARI)

Playoffs GP/GS

0/0

- Joined Vikings via trade with Arizona in 2021.
Started 32 of 46 career games with Cardinals.
Set UM record for linemen by starting all 51 games in his tenure with the Wolverines, 38 at LT and 13 at C.

OFF THE FIELD

- Enrolled in UM's College of Literature, Science and the Arts.
Married wife, Madison, in 2020 and couple has a son, Cash.

PRO

- Started all 16 games as a rookie at center, the most starts at the position by a Cardinals rookie in team history.
Started 2 games in 2019 at LG and started all 14 games he played at center.
Only the 4th rookie lineman to start every game for the Cardinals in team history.
Originally entered NFL as a 3rd-round pick (#97 overall).

2020: ARIZONA CARDINALS

- Started all 14 games he played at center.
Cardinals ranked #6 in NFL total offense and #7 in rushing.
Kenyan Drake led team with 955 yards rushing and QB Kyler Murray added 819; the duo combined for 21 rushing TDs.
Arizona went 8-8 after a 2-2 start to the season.

2019: ARIZONA CARDINALS

- Played all 16 games with 2 starts at LG for the NFL's 10th-ranked rushing offense (1,990 yards) that averaged a single-season franchise-record 5.03 yards per carry (2nd in the NFL).
Started games vs. San Francisco (10/31) and at Tampa Bay (11/10), protecting Murray for a 324-yard, 3-TD outing against Buccaneers.
Saw time at RG vs. Pittsburgh (12/8).
Part of an offense that scored a season-high 38 points on a season-high 6 scoring drives vs. Cleveland (12/15).

2018: ARIZONA CARDINALS

- Started all 16 games at center, the 4th rookie Cardinal to start all 16 games on the offensive line.
Solidified a line that had 10 different starting combinations during the season.
Lone Cardinal to play every offensive snap on the season and joined LT Corey Cunningham and LG Colby Gossett as the first rookie trio since 1978 to start at LT, LG and C.

COLLEGE

- Started all 51 career games at Michigan, setting UM record for offensive linemen and tying overall record for Wolverines.
Started 38 games at LT and 13 games at center, all in 2016.
Named All-Big Ten at both positions, 2nd-Team as a senior at LT and as a junior at center.
Was 1st UM true freshman to start a season opener on the offensive in 2014 against Appalachian State.

PREP

- Started 53 straight games over 4 years at East Lake High in Tarpon Springs, FL.
Played in U.S. Army All-America Game.
Named 1st-Team All-State as a junior and senior.
Was on USA Today Preseason All-America team in 2013.

COLE'S CAREER GAMES

Table with 2 columns: Year, GP/GS. Rows include 2018 (Ari), 2019 (Ari), 2020 (Ari), and Totals.

VIKINGS CONNECTED TO PAIR OF IRONMEN

The Vikings have had players make their marks in the NFL record book but none more impressive an impression than Jim Marshall and Brett Favre. The pair had remarkable streaks of consecutive games played that stand 1st and 2nd among regular position players and 3rd overall in NFL history.

NFL CONSECUTIVE GAMES PLAYED

Table with 2 columns: PLAYER, GAMES. Rows include Jeff Feagles, P; Brett Favre, QB; Jim Marshall, DE.

VIKINGS CONSECUTIVE GAMES PLAYED

Table with 2 columns: PLAYER, GAMES. Rows include Jim Marshall, DE; Mick Tingelhoff, C; Fred Cox, K; Carl Eller, DE; Scott Studwell, LB.





BRITTON COLQUITT

POSITION: Punter
HEIGHT/WEIGHT: 6-3/210
DOB: 3-20-1985
HOMETOWN: Knoxville, TN

HIGH SCHOOL: Bearden
COLLEGE: Tennessee
ACQUIRED: FA 2019
NFL/VIKINGS SEASON: 12/3

2020 GP/GS	Career GP/GS	Playoffs GP/GS
16/0	176/0	12/0
	(96/0 DEN, 48/0-CLE, 32/0-MIN)	(10/0DEN,2/0-MIN)

- In 2019 became the 4th NFL punter since 1991 to not record a single touchback in an entire season (min. 40 punts). Became the 1st NFL punter since 1991 to record 0 touchbacks and a net punting average of 42.0 yards or higher.
- Set a Vikings single-season record with a net punting average of 42.6 yards in 2019.
- Joined Vikings after his release in final roster cuts after preseason by Cleveland, joining rookie long snapper (Austin Cutting) to give the Vikings specialists an entirely new battery. Helped Dan Bailey record the 4th-most accurate FG season by a Vikings kicker and make 19 straight FGs to end the season.
- Britton and older brother Dustin became the first pair of brothers to punt in the NFL since 1941.
- Tied a Cleveland record with 32 punts inside the 20-yard line in 2018 and was named a Pro Bowl alternate for his efforts.

OFF THE FIELD

- Britton, brother Dustin Colquitt, father Craig Colquitt and cousin Jimmy Colquitt are the top four punters in University of Tennessee history.
- Craig won 2 Super Bowls with the Steelers, while Jimmy punted for the Seahawks in 1985 and Dustin was a Super Bowl Champion and 2-time Pro Bowler for the Chiefs, the 4th Super Bowl title in the family. Craig, Britton and Dustin are the 1st father-son-son trio to each win a Super Bowl in NFL history.

HONORS

- Named Vikings Special Teams Player of the Year for 2019 as part of the annual Minnesota Football Honors program.

PRO

- Originally signed with the Denver Broncos as an undrafted free agent on 4/27/09.
- Waived by Denver on 9/1/09.
- Signed to the Miami Dolphins practice squad on 12/23/09.
- Signed by the Denver Broncos to the active roster on 12/30/09.
- Signed by the Broncos on 4/4/12.
- Waived by the Broncos on 8/30/16.
- Signed by the Cleveland Browns on 9/3/16.
- Released by Cleveland on 8/31/19.
- Signed by the Minnesota Vikings on 9/1/19.
- Re-signed with the Minnesota Vikings on 3/17/20.

2020: MINNESOTA VIKINGS

- Punted 56 times (45.1 gross avg., 36.7 net avg.).
- Had a 53-yard punt and 1 inside the 20 vs. Tennessee (9/27).
- Booted a season-long 57-yard punt at Seattle (10/11).
- Averaged 49.5 yards on four punts and landed 1 inside the 20 vs. Atlanta (10/18).
- Had 3 punts in heavy winds at Green Bay (11/1), averaging 37.7 yards per punt as the Vikings won 28-22.
- Had 208 yards on 5 punts and landed one inside the 20 in Vikings 19-13 win on MNF at Chicago (11/16). Tried a 2-point conversion in the 4th quarter after an off-target PAT snap.
- Averaged 51.3 yards on 3 punts, including a season-long

59-yarder, vs. Dallas (11/22). It marked his 20th game, 2nd of the season, with a gross punting average of 51.0 or higher.

- Averaged 51.0 yards per punt on 3 punts vs. Carolina (11/29), his 6th game since joining the Vikings with a 50.0+ average.

2019: MINNESOTA VIKINGS

- Punted 62 times in 2019 (45.2 gross avg., 42.6 net avg.).
- Set a Vikings season record with a 42.6 net punting average.
- Joined the Vikings just before the regular season after his release by Cleveland and solidified the Vikings punting and holding, helping K Dan Bailey have one of his best seasons.
- Became the 4th NFL player and 2nd Viking (Ryan Quigley, 2017) since 1991 to not record a single touchback in a season (min. 40 punts) and the only player to do so with a net punting average of 42.0 or higher.
- Recorded a punt of 50 yards or longer in all 15 games in which he punted, the only player in the NFL to do so in 2019.
- Made his Vikings debut vs. Atlanta, punting 5 times for 247 yards with a net average of 40.2 yards.
- Did not have to punt vs. Washington (10/24), marking just the 7th time in franchise history the team has not punted.
- At Kansas City (11/3), punted in the same game as his brother, Dustin, for the 14th time in their NFL careers. Finished the game with 8 punts for 353 yards, both season highs.
- Dropped a season-high 4 punts inside the 20 vs. Detroit (12/8).
- Punted 8 times for a season-high 377 yards vs. Green Bay (12/23), pinning 2 kicks within the opponent 20.
- Hit 6 punts for 298 yards in the Wild Card game at New Orleans (1/5/20), recording 1 TB and 1 punt inside the 20. The TB was his 1st since the 2018 NFL season.
- Booted a season-long 61-yard punt in the Divisional game at San Francisco (1/11/20).

2018: CLEVELAND BROWNS

- Voted a Browns team captain by teammates.
- Finished tied for 6th in NFL and tied a team record with 32 punts inside 20-yard line.
- His career-long 79-yard punt vs. LA Chargers (10/14) was 2nd longest in team history (Horace Gillom 80, vs. NY Giants, 11/28/54) and tied for longest in league since 2015 (Jordan Berry 79 vs. Arizona, 10/18/15).

NET RESULTS

Since joining the Vikings after the 2019 preseason, Britton Colquitt showed his value to the special teams unit as both a punter and holder for FGs and PATs. Colquitt set a team record for net punting average in a season, tied the team record by not recording a touchback on punts all season and booted a 50+ yard punt in all 15 games he played in. His 42.6 net average in 2019 is his career-best.

VIKINGS NET PUNTING AVERAGE IN A SEASON

PLAYER, SEASON	NET
Britton Colquitt, 2019	42.6
Bobby Walden, 1964	41.8

VIKINGS FEWEST TOUCHBACKS ON PUNTS IN A SEASON

PLAYER, SEASON	TOUCHBACKS/PUNTS
Britton Colquitt, 2019	0/62
Ryan Quigley, 2017	0/71

- Punted career-high 12 times vs. Pittsburgh (9/9) with a 43.5 avg., 37.2 net and career-best 6 inside the 20.

2017: CLEVELAND BROWNS

- Voted captain by teammates prior to season.
- Set Browns record with 40.6 net avg., breaking his own record.
- Set career-high 47.6 gross avg., which ranked 5th in NFL.

2016: CLEVELAND BROWNS

- Averaged 45.3 yards (40.3 net) on 83 punts with 22 inside the 20 and 2 TBs.
- His 40.3 net avg. set a Browns franchise record.
- 1 of only 2 NFL punters (Rams Johnny Hekker) with 2 or fewer touchbacks and min. 50 punts.
- Spent offseason, training camp and preseason with Broncos prior to joining the Browns.
- Punted 7 times at Tennessee (9/16) with a 50.9 avg., 43.7 net, 1 touchback and 65-yard long.
- His 65-yard punt tied for 5th-longest by Browns since 1999.

2015: DENVER BRONCOS

- Appeared in 16 games, punting 84 times (43.6 avg., 39.7 net) with 22 punts inside the 20-yard line and 4 TBs.
- Member of the Broncos team that won Super Bowl 50.
- Placed the 4th most punts inside the 20 in NFL history for a single postseason with 9.

2014: DENVER BRONCOS

- Appeared in 16 games, recording 69 punts (44.2 avg., 37.6 net) with 25 punts inside the 20-yard line and 4 touchbacks.
- Tallied a season-high 8 punts at Seattle (9/21) for 378 yards (47.3 avg., 42.8 net) with 3 inside the 20.
- Marked a season-long punt of 65 yards at Oakland (11/9).

2013: DENVER BRONCOS

- Appeared in 16 games, recording 65 punts (44.5 avg., 38.8 net) with 23 punts inside the 20-yard line and 3 touchbacks.
- Tied a career-high by placing 5 punts inside the 20-yard line vs. Baltimore (9/5).

2012: DENVER BRONCOS

- Appeared in 16 games, recording 67 punts and averaging 46.3

yards with 27 punts inside the 20-yard line and 4 TBs.

- Set a franchise record with a 42.1-yard net average on the year.
- Ranked 3rd in the league with a net average of 41.1 yards.

2011: DENVER BRONCOS

- Had 101 punts with a career-high 33 punts inside the 20.
- Set Broncos records with a 47.4-yard gross average and a 40.2-yard net average on the season.

2010: DENVER BRONCOS

- Appeared in 16 games, recording 86 punts (44.6 avg., 36.6 net) with 19 punts inside the 20-yard line and seven touchbacks.
- Tallied a career high 56.2-yard gross average on 5 punts at Arizona (12/12).

2009: MIAMI DOLPHINS/DENVER BRONCOS

- Spent the season on the practice squads of the Miami Dolphins and the Denver Broncos.
- Originally signed with Denver as a rookie free agent, spending offseason and training camp with the club before being waived in final roster cuts.
- Moved to Denver's 53-man roster on 12/23, signed off Miami's practice squad.

COLLEGE

- Appeared in 43 games for Tennessee, finishing 2nd on the school's all-time punting avg. list.
- Totaled 209 punts (42.6 avg.) with 73 punts inside the 20.
- As a junior in 2007, earned 2nd-Team All-SEC honors.
- As a sophomore in 2006, earned consensus 1st-Team All-SEC.

PREP

- Attended Bearden High School (Knoxville, TN), where he earned All-State honors as a junior and senior.
- Played soccer and won 2 state titles as a forward.

COLQUITT'S NFL TOTALS

Year	GP	No.	Yds.	Gr. Avg.	Net Avg.	Long	IN20	TBs	Blk.
2010 (Den)	16	86	3,835	44.6	36.6	63	19	7	0
2011 (Den)	16	101	4,783	47.4	40.2	66	33	7	0
Playoffs	2	11	436	39.6	37.1	50	2	0	0
2012 (Den)	16	67	3,105	46.3	42.1	67	27	4	0
Playoffs	1	5	244	48.8	44.4	59	3	0	0
2013 (Den)	16	65	2,893	44.5	38.8	60	23	3	1
Playoffs	3	3	108	36.0	29.3	48	1	1	0
2014 (Den)	16	69	3,048	44.2	37.6	65	25	4	0
Playoffs	1	6	244	40.7	39.5	48	1	0	0
2015 (Den)	16	84	3,663	43.6	39.7	62	22	4	0
Playoffs	3	23	1,072	46.6	42.7	57	9	1	0
2016 (Cle)	16	83	3,761	45.3	40.3	65	22	2	0
2017 (Cle)	16	80	3,811	47.6	40.6	67	24	2	1
2018 (Cle)	16	83	3,767	45.4	38.2	79	32	6	2
2019 (Min)	16	62	2,802	45.2	42.6	59	24	0	0
Playoffs	2	12	588	49.0	41.8	61	4	1	0
2020 (Min)	16	54	2,435	45.1	36.7	59	11	3	2
Total	176	834	37,897	45.4	40.6	79	262	42	6
Playoffs	12	60	2,692	44.9	40.6	61	20	3	0

SINGLE-GAME CAREER HIGHS (* - playoffs)

Punts 12 vs. Pittsburgh, 9/9/18
Punting Yards 522 vs. Pittsburgh, 9/9/18
Punting Average 56.5 vs. NY Jets, 10/8/17
Net Average 51.0 vs. Cincinnati, 9/18/11

Long Punt 79 at Tampa Bay, 10/21/18
Inside 20-Yd Line 6 vs. Pittsburgh, 9/9/18
Touchbacks 2 4x, last at San Diego, 11/27/11



83

TYLER CONKLIN

POSITION: Tight End
HEIGHT/WEIGHT: 6-3/254
DOB: 7-30-95
HOMETOWN: Chesterfield, MI

HIGH SCHOOL: L'Anse Creuse North
COLLEGE: Central Michigan
ACQUIRED: D5 (#157) 2018
NFL/VIKINGS SEASON: 4/4

2020 GP/GS	Career GP/GS	Playoffs GP/GS
16/2	47/6	2/0

- Had strong finish to 2020 regular season, catching 15 passes and his 1st career TD in the final 4 games.
- Played NCAA Division II basketball at Northwood University, in Michigan for 1 season before transferring to Central Michigan and concentrating on football.

OFF THE FIELD

- In March of 2019, visited students at Sequoyah Elementary in his hometown to read books for National Reading Month.
- Younger brother, Trevor, played LB at Central Michigan and is now serving in the U.S. Navy.
- Earned a degree in communications from Central Michigan.

PRO

- Caught 1st career TD vs. Chicago (12/20/20).
- Made his 1st career start vs. Buffalo (9/23).
- Selected in the 5th round (#157) of the 2018 NFL Draft.
- Was 12th of 14 TEs drafted in 2018.
- Vikings traded up 10 spots in the 5th round to select him.

2020: MINNESOTA VIKINGS

- Appeared in all 16 games (2 starts), setting career highs with 19 catches for 194 yards and 1 TD.
- Had career-high 5 catches at Tampa Bay (12/13) and 57 yards vs. Chicago (12/20) along with 1st career TD vs. Bears.
- Had strong finish to season, catching 15 passes for 168 yards (11.2 avg) and his 1st career TD in the final 4 games.
- Made the 5th start of his career and had a career-high 5 catches at Tampa Bay (12/13).
- Scored 1st TD of his career, a 20-yard pass from Kirk Cousins as he tallied a career-high 57 yards vs. Chicago (12/20).
- Vikings ranked #4 in NFL total offense, a 12-spot jump from 2019 and scored 55 offensive TDs, the 2nd-best mark in team history behind the 1998 squad.
- Helped RB Dalvin Cook rush for 1,557 yards, the 3rd-best mark in Vikings history and the 2nd-most in the NFL for the year.
- Cook had 16 rushing TDs, the 2nd-best season mark in Vikings history, and earned a 2nd-straight Pro Bowl berth.

2019: MINNESOTA VIKINGS

- Caught 8 passes for 58 yards while playing in 15 games.
- Made his season debut at Green Bay (9/15).
- Made 1 special teams tackle vs. Philadelphia (10/13).
- Notched his 1st start of the season vs. Washington (10/24).
- Made his first 2 catches of the season vs. Denver (11/17).
- Caught 2 passes for 8 yards at Seattle (12/2).
- Caught 3 passes vs. Detroit (12/8) for 13 yards.
- Made his NFL playoff debut in the Wild Card win at New Orleans (1/5/20).
- Caught 1 pass in Divisional game at San Francisco (1/11/20).

2018: MINNESOTA VIKINGS

- Saw action in all 16 games during his rookie season, starting 3. Finished with 5 receptions for 77 yards on the year.
- Made his NFL debut against San Francisco (9/9), hauling in his 1st career catch for 6 yards in the 3rd quarter.
- Made his 1st career start vs. Buffalo (9/23), hauling in 1 catch for 7 yards.
- Made his 2nd start of the season vs. Green Bay (11/25).
- Had the best game of his rookie season vs. Miami (12/16), notching 2 receptions for 53 yards.

COLLEGE

- In 2017, appeared in 8 games, starting 5, after missing the first 5 with an injury.
- Team captain and 3rd-Team All-MAC honoree as a senior.
- Caught a 16-yard TD pass in Senior Bowl from Wyoming QB Josh Allen, whom the Bills drafted at No. 7 overall.
- Played Division II basketball in 2013-14 season at Northwood and averaged 3.3 points/game in 8 career games.
- Starred in football and basketball at L'Anse Creuse North HS.
- Led his basketball team to the Class A Final Four as a junior.

PREP

CONKLIN'S NFL TOTALS

Year	GP/GS	RECEIVING					TD	Special Teams Tklis.
		No.	Yds.	Avg.	Lg.	TD		
2018 (Min)	16/3	5	77	15.4	33	0	0	
2019 (Min)	15/1	8	58	7.3	20	0	0	
Playoffs	2/0	1	5	5.0	5	0	0	
2020 (Min)	16/2	19	194	10.2	30	1	1	
Total	47/6	32	329	10.3	33	1	1	
Playoffs	2/0	1	5	5.0	5	0	0	

SINGLE-GAME CAREER HIGHS (* - playoffs)

- Receptions 5 at Tampa Bay, 12/13/20
- Receiving Yards 57 vs. Chicago, 12/20/20
- Long Reception 33 vs. Miami, 12/16/18
- Touchdowns 1 vs. Chicago, 12/20/20
- ST Tackles 1 at Indianapolis, 9/20/20

CONKLIN'S CAREER GAME-BY-GAME (*starts)

2018	MIN	No.	Yards	Avg.	Long	TD
9/9	SF	1	6	6.0	6	0
9/16	@ GB	0	0	0.0	0	0
9/23	BUF*	1	7	7.0	7	0
9/27	@ LAR	0	0	0.0	0	0
10/7	@ PHI	0	0	0.0	0	0
10/14	ARI	0	0	0.0	0	0
10/21	@ NYJ	0	0	0.0	0	0
10/28	NO	0	0	0.0	0	0
11/4	DET	0	0	0.0	0	0
11/18	@ CHI	0	0	0.0	0	0
11/25	GB*	0	0	0.0	0	0
12/2	@ NE	0	0	0.0	0	0
12/10	@ SEA*	1	11	11.0	11	0
12/16	MIA	2	53	26.5	33	0
12/23	@ DET	0	0	0.0	0	0
12/30	CHI	0	0	0.0	0	0
GP/GS:	16/3	5	77	15.4	33	0

2019	MIN	No.	Yards	Avg.	Long	TD
9/8	ATL	INACTIVE				
9/15	@ GB	0	0	0.0	0	0
9/22	OAK	0	0	0.0	0	0
9/29	@ CHI	0	0	0.0	0	0
10/6	@ NYG	0	0	0.0	0	0
10/13	PHI	0	0	0.0	0	0
10/20	@ DET	0	0	0.0	0	0
10/24	WAS*	0	0	0.0	0	0
11/3	@ KC	0	0	0.0	0	0
11/10	@ DAL	0	0	0.0	0	0
11/17	DEN	2	28	14.0	20	0
12/2	@ SEA	2	8	4.0	5	0
12/8	DET	3	13	4.3	11	0
12/15	@ LAC	0	0	0.0	0	0
12/23	GB	0	0	0.0	0	0
12/29	CHI	1	9	9.0	9	0
GP/GS: 15/1		8	58	7.3	20	0
2019 PLAYOFFS						
1/5/20	@ NO	0	0	0.0	0	0
1/11/20	@ SF	1	5	5.0	5	0
GP/GS: 2/0		1	5	5.0	5	0

2020	MIN	No.	Yards	Avg.	Long	TD
9/13	GB	0	0	0.0	0	0
9/20	@ IND	0	0	0.0	0	0
9/27	TEN	0	0	0.0	0	0
10/4	@ HOU	0	0	0.0	0	0
10/11	@ SEA	0	0	0.0	0	0
10/18	ATL	0	0	0.0	0	0
11/1	@ GB	0	0	0.0	0	0
11/8	DET	0	0	0.0	0	0
11/16	@ CHI	2	11	5.5	9	0
11/22	DAL	0	0	0.0	0	0
11/29	CAR	1	5	5.0	5	0
12/6	JAX	1	10	10.0	10	0
12/13	@ TB*	5	40	8.0	15	0
12/20	CHI	3	57	19.0	30	1
12/25	@ NO*	4	31	7.8	9	0
1/3	@ DET	3	40	13.3	19	0
GP/GS: 16/2		19	194	10.2	30	1



57

RYAN CONNELLY

POSITION: Linebacker
HEIGHT/WEIGHT: 6-2/236
DOB: 10-23-95
HOMETOWN: Eden Prairie, MN

HIGH SCHOOL: Eden Prairie
COLLEGE: Wisconsin
ACQUIRED: W (NYG) 2020
NFL/VIKINGS SEASON: 3/2

2020 GP/GS	Career GP/GS	Playoffs GP/GS
14/0	18/3 (4/3-NYG, 14/0-MIN)	0/0

• Minnesota native who played high school football at perennial power Eden Prairie under head coach Mike Grant, the son of Pro Football Hall of Fame Vikings coach Bud Grant.

OFF THE FIELD

- Earned degree in economics at UW in December 2018.
- Cousin, Anders Lee, plays in the NHL with NY Islanders.
- Joins fellow Minnesotans Adam Thielen (Detroit Lakes), Shane Zylstra (New London-Spicer) and C.J. Ham (Duluth) on the 2021 Vikings roster.
- Played with 2021 Vikings free agent Dalvin Tomlinson while with NY Giants in 2019.

PRO

- Was productive in final 2 games he played as a rookie for NY Giants, at Tampa Bay and vs. Washington, starting both and notching 12 tackles, 2 INTs and a sack.
- Was the 1st Giants LB to record a sack and INT in the same game since Kawika Mitchell in 2007 at Buffalo.
- Originally a 5th-round pick (#143) by NY Giants in 2019.
- Acquired by Vikings off waivers from NY Giants on 9/6/20.

2020: MINNESOTA VIKINGS

- Played in career-high 14 games and had 6 special teams stops.
- Made Vikings debut at Indianapolis (9/20), recording 1 special teams tackle.
- Recorded 2 special teams tackles at New Orleans (12/25).

2019: NEW YORK GIANTS

- Played in opening 4 games of the season and started final 3 he played in before suffering season-ending knee injury.
- Made NFL debut in season opener at Dallas (9/8) where he had 2 solo tackles.
- Started 1st career game vs. Buffalo (9/15) and posted 6 tackles.
- Had INTs in consecutive games at Tampa Bay (9/22) and vs.

Washington (9/29), adding a sack against Washington.

- Notched 1st INT of career off Jameis Winston at Tampa Bay (9/22) and returned it 13 yards. Added career-best 7 tackles in game and helped team to a 32-31 win, the 1st of the season. The INT was the 1st by a Giants rookie LB since Bryan Kehl snared a Ben Roethlisberger pass in 2008.
- Had most productive game of season vs. Washington (9/29) before suffering injury. Grabbed an INT off Case Keenum on the 3rd play of the game that set up a Giants TD. Sacked Keenum for a 2-yard loss on the next series and ended day with 5 tackles.

COLLEGE

- Capped Badgers career with 246 tackles (156 solo), 29 TFL, 6.0 sacks and 2 INTs in 52 games with 26 starts.
- Originally a walk-on at UW, earned a scholarship before his 2nd season with the club.
- Started all 12 games he played as a senior in 2018, served as a team captain and was 3rd-Team All-Big Ten by league coaches.
- Helped Badgers go 4-0 in bowls, highlighted by a 13-1 season in 2017 that ended with a win over Miami in the Orange Bowl.
- UW played in the Big Ten Championship Game in 2016 and 2017, falling to Penn State and Ohio State respectively.
- Led team in tackles as a junior in 2017 with 88 stops and ranked 2nd on team as a senior with 89.
- Honorable Mention All-Big Ten as a junior and Academic All-Big Ten as a junior and senior.
- Named Big Ten Defensive Player of the Week as a sophomore in 2016 for 11-tackle day against Nebraska.
- Played in 14 games with 6 starts as a sophomore.
- Redshirted in 2014 and played in 12 games in 2015.

PREP

- Helped Eden Prairie to 3 straight Class 6A state football titles as a sophomore, junior and senior.
- Helped lacrosse team to state titles as a junior and senior.

CONNELLY'S NFL TOTALS

Year	GP/GS	Solo	Asst.	Total	Sacks	INTs	PBU	TFL	QBH	FF/FR	Special Teams
2019 (NYG)	4/3	10	10	20	1.0	2 (18)	0	0	0	0/0	0
2020 (Min)	14/0	0	0	0	0.0	0	0	0	0	0/0	6
Total	18/3	10	10	20	1.0	2 (18)	0	0	0	0/0	6

SINGLE-GAME CAREER HIGHS

Tackles7.....at Tampa Bay, 9/22/19
 Solo Tackles3.....2x, last vs. Wash., 9/29/19
 Sacks1.0.....vs. Washington, 9/29/19
 Interception.....1.....2x, last vs. Wash., 9/29/19
 Long INT Return13.....at Tampa Bay, 9/22/19

CONNELLY'S SACKS

GAMEQB.....SACK
 vs. Washington, 9/29/19.....Case Keenum.....1.0
 Total.....1.0

CONNELLY'S INTERCEPTIONS

GAMEQB.....INT
 at Tampa Bay, 9/22/19.....Jameis Winston.....1 (13)
 vs. Washington, 9/29/19.....Case Keenum.....1 (5)
 Total.....2 (18)

CONNELLY'S CAREER GAME-BY-GAME (*starts)

2019	NYG	U	A	T	TFL	SK	QH	FF	FR	INT	PD
9/8	@ DAL	2	0	2	0	0.0	0	0	0	0	0
9/15	BUF*	3	3	6	0	0.0	0	0	0	0	0
9/22	@ TB*	2	5	7	0	0.0	0	0	0	1	0
9/29	WAS*	3	2	5	0	1.0	0	0	0	1	0
10/6	MIN	RESERVE/INJURED									
10/10	@ NE	RESERVE/INJURED									
10/20	ARZ	RESERVE/INJURED									
10/27	@ DET	RESERVE/INJURED									
11/4	DAL	RESERVE/INJURED									
11/10	@ NYJ	RESERVE/INJURED									
11/24	@ CHI	RESERVE/INJURED									
12/1	GB	RESERVE/INJURED									
12/9	@ PHI	RESERVE/INJURED									
12/15	MIA	RESERVE/INJURED									
12/22	@ WAS	RESERVE/INJURED									
12/29	PHI	RESERVE/INJURED									
GP/GS: 4/3		10	10	20	0	1.0	0	0	0	1	0

2020	MIN	U	A	T	TFL	SK	QH	FF	FR	INT	PD
9/13	GB	INACTIVE									
9/20	@ IND	0	0	0	0	0.0	0	0	0	0	0
9/27	TEN	0	0	0	0	0.0	0	0	0	0	0
10/4	@ HOU	0	0	0	0	0.0	0	0	0	0	0
10/11	@ SEA	0	0	0	0	0.0	0	0	0	0	0
10/18	ATL	0	0	0	0	0.0	0	0	0	0	0
11/1	@ GB	0	0	0	0	0.0	0	0	0	0	0
11/8	DET	0	0	0	0	0.0	0	0	0	0	0
11/16	@ CHI	INACTIVE									
11/22	DAL	0	0	0	0	0.0	0	0	0	0	0
11/29	CAR	0	0	0	0	0.0	0	0	0	0	0
12/6	JAX	0	0	0	0	0.0	0	0	0	0	0
12/13	@ TB	0	0	0	0	0.0	0	0	0	0	0
12/20	CHI	0	0	0	0	0.0	0	0	0	0	0
12/25	@ NO	0	0	0	0	0.0	0	0	0	0	0
1/3	@ DET	0	0	0	0	0.0	0	0	0	0	0
GP/GS: 14/0		0	0	0	0	0.0	0	0	0	0	0



33

DALVIN COOK

POSITION: Running Back
HEIGHT/WEIGHT: 5-10/210
DOB: 8-10-95
HOMETOWN: Miami, FL

HIGH SCHOOL: Miami Central
COLLEGE: Florida State
ACQUIRED: D2 (#41) 2017
NFL/VIKINGS SEASON: 5/5

2020 GP/GS	Career GP/GS	Playoffs GP/GS
14/14	43/42	2/2

- Earned consecutive Pro Bowl berths in 2019 and 2020.
- Had career-highs of 1,557 yards rushing and 16 rushing TDs in 2020, good for 3rd and 2nd, respectively, in Vikings history and 2nd in the NFL for the season.
- In 2020, tied Robert Smith (2000) for the 3rd-most 100-yard rushing games recorded in a season by a Viking with 8.
- Became the 4th Viking in team history to earn NFC Player of the Week honors in back-to-back weeks in 2020.
- Set a Vikings and tied an NFL season record with a trio of 2-point conversions in 2020.

OFF THE FIELD

- Donated his earnings from appearing in the Madden NFL video game to Minnesota's North Memorial Hospital for PPE supplies to help front-line workers in the fight against Covid-19.
- Donated \$10,000 to the Minnesota Vikings Foundation in December of 2019 after selling apparel to raise the funds.
- Helped launch the Vikings Table charity food truck, an

extension of the Minnesota Vikings Foundation, in June of 2019. Also worked with Vikings Table to distribute free healthy meals with the Open Door Pop-Up Produce Stand in Inver Grove Heights.

- Partnered with Hy-Vee to host children from local Boys & Girls Clubs locations for a cooking class in December 2018.
- Member of the FSU Leadership Council in 2015 & 2016.
- Bought toys for a local Miami children's hospital and passed them out over Christmas break.
- Raised by his grandmother, Betty Cook.
- Social science major at FSU.

HONORS

- Pro Bowl starter for the 2nd consecutive year in 2020.
- A 1st-Team All-Pro by PFWA and *Sporting News* in 2020.
- Tabbed 2nd-Team All-Pro by Pro Football Focus in 2020.
- NFC Offensive Player of the Month for November 2020.
- Named both NFC Offensive Player of the Week and FedEx Ground Player of the Week at Green Bay (11/1/20) and vs. Detroit (11/8/20).

- Named Pro Bowl starter in 2019.
- Earned the 2nd NFC Offensive Player of the Week award of his career after posting 183 scrimmage yards (97 rushing, 86 receiving) and 1 rushing TD at Dallas (11/10/19).
- Earned his 2nd FedEx Ground Player of the Week award of the 2019 season with 142 yards and 2 TDs at Detroit in Week 7.
- Named to the PFWA's All-NFC team for 2019 season.
- Honored as the FedEx Ground Player of the Week after rushing for a career-high 154 yards and 1 TD at Green Bay on 9/15/19.
- Named the NFC Offensive Player of the Week for his efforts against Miami in Week 15 of the 2018 season.

PRO

- Earned consecutive Pro Bowl berths in 2019 and 2020.
- Selected with the 41st overall pick in the 2017 NFL Draft.
- Was the 3rd RB selected in the 2017 NFL Draft and highest Florida State player chosen in 2017.
- Signed a multi-year extension with Minnesota on 9/12/20.

2020: MINNESOTA VIKINGS

- Named to his 2nd consecutive Pro Bowl.
- Started 14 games, leading team in rushing (1,557) and scrimmage yards (1,918). His 1,557 yards (2nd in NFL) rank 3rd in Vikings history and 111.2 rushing ypg (2nd in NFL) rank 2nd behind only Adrian Peterson's 2012 total (131.1).
- Named a Vikings 2020 team captain on 9/9.
- Had 2 TDs in a game for the 5th time in his career and the 2nd consecutive time in a season opener (9/13) and converted a pair of 2-point conversions, the 1st of his career.
- Set Vikings and tied NFL season mark with 3rd rushing 2-point conversion following a 3-yard TD run at Indianapolis (9/20).
- Finished the game vs. Tennessee (9/27) with 181 yards rushing and combined with WR Justin Jefferson for 374 scrimmage yards, the 1st time a Vikings RB/WR each had 175+ yards. The total ranks 3rd among Vikings duos for a single game.
- Totaled 130 rushing yards as Adam Thielen (114) and Justin Jefferson (103) posted 100+ at Houston (10/4), marking the 1st time since 2000 the Vikings have had 2 WRs and a RB with 100+ yards in a game - Robert Smith (103), Cris Carter (136), Randy Moss (108) vs. Carolina.
- In victory at Green Bay (11/1), became the 1st Viking to score 4 TDs (3 rush, 1 rec) in a game since WR Ahmad Rashad (4 receiving) did so vs. San Francisco (9/2/79). Cook joined Rashad and Chuck Foreman (2 rushing, 2 rec) at Buffalo (12/20/75) as the only players in franchise history to score 4 TDs in a game. With the performance, he became only the fifth player in the NFL with 200+ scrimmage yards (226), 3+ rushing TDs (3) and a receiving TD in a game in the Super Bowl era.
- Became the 3rd player in team history to rush for 200+ yards in a game, joining Peterson (6) and Foreman (1) as he ran for 206 with 2 TDs vs. Detroit (11/8).
- The 4th Viking in team history to earn NFC Player of the Week

- honors in consecutive weeks - at Green Bay and vs. Detroit.
- Surpassed 1,000 rushing yards on season with 115 yards and 1 TD on 27 carries vs. Dallas (11/22).
- Set career-high with 32 carries for 120 vs. Jacksonville (12/6).
- Talled his 8th 100+ game on season as he rushed for 132 yards 1 TD vs. Chicago (12/20).
- Rushed for 73 yards on 15 attempts at New Orleans with one touchdown, passing Robert Smith (2000) for 3rd-most rushing yards in a season by a Viking.
- Missed season finale at Detroit (1/3) due to family emergency.

2019: MINNESOTA VIKINGS

- Named a Pro Bowl starter, his 1st career Pro Bowl berth.
- Finished the season with 1,135 rushing yards (10th in the NFL) and 13 rushing TDs (4th in the NFL).
- His 1,654 scrimmage yards ranked 7th in the NFL.
- Earned FedEx Ground Player of the Week honors after running for 154 yards at Green Bay (9/15), including a career-long 75-yard TD the 2nd-longest rush against Green Bay in franchise history. Cook became just the 4th Vikings RB to gain 100+ yards in the first half of a game.
- Became the 1st in franchise history to open a season with 3 consecutive 100+ rushing games with 110 yards on 16 carries and 1 TD vs. Oakland (9/22). The 5th player in NFL history to record 110+ rushing yards and 1 rushing TD in the first 3 games of a season, joining HoFers Jim Brown, Curtis Martin, O.J. Simpson and Emmitt Smith.
- Became the 1st Viking in team history to record 120+ rushing yards and 80+ receiving yards in the same game, totaling 132 rushing yards and 86 receiving yards at NY Giants (10/6).
- Finished with 142 rushing yards and 2 rushing TDs on 25 carries at Detroit (10/20) to earn FedEx Ground Player of the Week Honors for his efforts.
- Became 1 of 9 players to record 500+ rushing yards and 200+ receiving yards in the first 5 games of a season, joining Christian McCaffrey (2019), Tiki Barber (2004), Priest Holmes (2002), Thurman Thomas (1991), Herschel Walker (1988), James Wilder (1984, 1985), Billy Sims (1980) and Jim Brown (1963).
- Named NFC Offensive Player of the Week after totaling 183 scrimmage yards (97 rushing, 86 receiving) and 1 rushing TD at Dallas (11/10).
- Rushed 9 times for 27 yards and caught 3 passes for 16 yards at the LA Chargers (12/15) before exiting with an injury.
- Rushed 28 times for 94 yards and 2 TDs in the Wild Card win at New Orleans (1/5/20).

2018: MINNESOTA VIKINGS

- Finished the season with 920 yards from scrimmage (615 rushing, 305 receiving) and 4 total TDs while starting 10 of the 11 games he appeared in.

RUSHING INTO THE RECORD BOOK

Dalvin Cook posted 8 games in 2020 with 100+ rushing yards despite missing a pair of games on the season. Cook has 15 career 100+ games in 43 outings.

VIKINGS CAREER 100+ YARD RUSHING GAMES

PLAYER	100+ GAMES
Adrian Peterson	49
Robert Smith	29
Chuck Foreman	17
Dalvin Cook	15

VIKINGS 100+ YARD RUSHING GAMES IN A SEASON

PLAYER, SEASON	100+ GAMES
Adrian Peterson, 2012	10
Adrian Peterson, 2008	10
Robert Smith, 2000	8
Dalvin Cook, 2020	8
Adrian Peterson, 2015	7
Robert Smith, 1997	6
Adrian Peterson, 2007	6
Dalvin Cook, 2019	5

FOUR SCORES

Dalvin Cook matched a Vikings record at Green Bay (11/1/20) when he scored 4 TDs in a game, a feat only accomplished twice before and had not happened since 1979. Cook's 3 rushing TDs in the game also tied a Vikings single-game record and set his career high. Cook tied a team record with a rushing TD in 7 straight games, the opening 7 games of the season and scored 16 rushing TDs on the season, 2nd best in a season.

VIKINGS TOUCHDOWNS IN A GAME

PLAYER, GAME	TOUCHDOWNS
Chuck Foreman, at Buffalo, 12/20/75	4 (2 rush, 2 rec)
Ahmad Rashad, vs. San Francisco, 9/2/79	4 (4 rec)
Dalvin Cook, at Green Bay, 11/1/20	4 (3 rush, 1 rec)

VIKINGS CONSECUTIVE GAMES WITH A RUSHING TD

PLAYER, SEASON	GAMES
Moe Williams, 2002	7
Dalvin Cook, 2020	7
Bill Brown, 1968	6
Adrian Peterson, 2011	6
Tommy Mason, 1965	5

DALVIN DELIVERING

In only 14 games in 2020, Dalvin Cook notched the 2nd-most rushing TDs in team history and 2nd-most scrimmage yards by a Viking.

VIKINGS RUSHING TOUCHDOWNS IN A SEASON

PLAYER, SEASON	RUSHING TDS
Adrian Peterson, 2009	18
Dalvin Cook, 2020	16
Dalvin Cook, 2019	13
Terry Allen, 1992	13
Chuck Foreman, 1976	13
Chuck Foreman, 1975	13

VIKINGS SCRIMMAGE YARDS IN A SEASON

PLAYER, SEASON	SCRIMMAGE YARDS
Adrian Peterson, 2012	2,314
Dalvin Cook, 2020	1,918
Adrian Peterson, 2008	1,885
Robert Smith, 2000	1,869
Adrian Peterson, 2009	1,819
Chuck Foreman, 1975	1,761
Ted Brown, 1981	1,757
Chuck Foreman, 1976	1,722
Adrian Peterson, 2015	1,707
Terry Allen, 1992	1,679
Dalvin Cook, 2019	1,654

- Totaled 95 yards from scrimmage in his 1st regular-season game back from a torn ACL suffered in 2017, rushing 16 times for 40 yards while grabbing 6 receptions for 55 yards against San Francisco (9/9).
- Inactive with a hamstring injury vs. Buffalo (9/23).
- Rushed 10 times for 20 yards in limited action as he returned from injury at Los Angeles (9/27).
- Inactive Weeks 5-8 with injured hamstring.
- Scored his 1st TD of the season and the 1st rec. TD of his career against Green Bay (11/25).
- Had a career day vs. Miami (12/16), finishing with 19 carries for 136 yards and 2 TDs and 1 reception for 27 yards. Earned his 1st NFC Offensive Player of the Week award for his efforts.
- Reached 100+ yards from scrimmage for the 3rd time in 4 games, racking up a total of 108 yards (16 carries for 73 yards and 3 receptions for 35 yards) at Detroit (12/23).

2017: MINNESOTA VIKINGS

- Missed the final 12 weeks of the regular season due to a torn ACL suffered vs. Detroit (10/1).
- His 288 yards on the ground through 3 games was the most by any Vikings rookie RB through 3 games, passing Adrian Peterson (271, 2007) and Chuck Foreman (231, 1973).
- Totaled 127 rushing yards on 22 carries (5.8 avg.) in his 1st career NFL game vs. New Orleans (9/11), the most rushing yards by a Vikings rookie in a debut in club history.
- Totaled 169 yards from scrimmage vs. Tampa Bay (9/24), gaining 97 yards on the ground on 27 carries (3.6 avg.) and reaching the end zone for the first time in his career.
- Ran the ball 13 times for 66 yards (5.1 avg.) and a TD vs. Detroit (10/1) and added 1 catch for 8 yards before leaving the game with a knee injury.

COLLEGE

- Left FSU as career leader in rushing yards (4,464) and rushing TDs (46) and 2nd in school history with 5,399 all-purpose yards.
- Posted 21 games with 100+ rushing yards.
- Two-time 1st-Team All-America in 2015 and 2016.
- Tied for 10th in Heisman Trophy voting in 2016.
- Earned All-ACC Honors all 3 seasons.
- Finished his junior season with a career-high, and FSU-record, 1,765 rushing yards with 19 TDs. Totaled 20 TDs (19 rush, 1 rec.).
- Led FSU to an Orange Bowl win over #6 Michigan while earning game MVP honors.

RUSHING ROYALTY

Dalvin Cook rambled for a career-high 1,557 yards in 2020 and broke the elusive 200-yard mark in a game vs. Detroit (11/8/20) to join an elite group of Vikings runners.

VIKINGS RUSHING YARDS IN A SEASON

PLAYER, SEASON	YARDS
Adrian Peterson, 2012	2,097
Adrian Peterson, 2008	1,760
Dalvin Cook, 2020	1,557
Robert Smith, 2000	1,521
Adrian Peterson, 2015	1,485

VIKINGS RUSHING YARDS IN A GAME

PLAYER, GAME	YARDS
Adrian Peterson, vs. San Diego, 11/4/07	296
Adrian Peterson, at Chicago, 10/14/07	224
Adrian Peterson, at St. Louis, 12/16/12	212
Adrian Peterson, vs. Chicago, 12/1/13	211
Adrian Peterson, at Green Bay, 12/2/12	210
Dalvin Cook, vs. Detroit, 11/8/20	206
Adrian Peterson, at Oakland, 11/15/15	203
Chuck Foreman, at Philadelphia, 10/24/76	200
Adrian Peterson, vs. Green Bay, 12/30/12	199
Adrian Peterson, vs. Green Bay, 11/9/08	192
Adrian Peterson, at Seattle, 11/4/12	182
Dalvin Cook, vs. Tennessee, 9/27/20	181

- Totaled 1,691 rushing yards with 19 TDs as a sophomore. Added 24 receptions for 244 yards and 1 TD, and led the nation with 168.2 yards from scrimmage per game.
- Fastest player in FSU history to eclipse 1,000 rushing yards, doing so in 7 games.
- Named the team's Offensive MVP and 1 of 4 permanent captains during his 2nd season at FSU.
- The 1st FSU freshman RB to break the 1,000-yard mark.
- Holds the FSU record for 1st-year rushing yards with 1,008 while adding 8 TDs on just 170 carries.
- Paired with QB Jameis Winston to go 13-0 in the regular season, earning a playoff berth vs. Oregon in the Rose Bowl.
- Earned All-ACC from coaches and media as a freshman.

PREP

- Led Miami Central to the Class 6A state title by rushing for 223 yards and 4 TDs in the 52-7 win over Seffner Armwood.
- Totaled 4,267 yards and 64 TDs during his prep career while leading Central to a 52-5 overall record.
- Won 3 state titles despite not playing for Miami Central until his sophomore season.
- Rushed for 1,940 yards and 24 TDs on just 177 carries (11.0 avg.) during his senior season. Also recorded 3 INTs.
- Two-time All-State Class 6A 1st-Team.
- Named Florida's Mr. Florida in 2013 and ran track at Central.
- Attended same high school as Falcons RB Devonta Freeman who was a senior when Cook was a freshman.

COOK'S NFL TOTALS

Year	GP/GS	RUSHING					RECEIVING				
		Att.	Yds.	Avg.	Lg.	TD	No.	Yds.	Avg.	Lg.	TD
2017 (Min)	4/4	74	354	4.8	33	2	11	90	8.2	36	0
2018 (Min)	11/10	133	615	4.6	70	2	40	305	7.6	27	2
2019 (Min)	14/14	250	1,135	4.5	75t	13	53	519	9.8	31	0
Playoffs	2/2	37	112	3.0	22	2	9	44	4.9	19	0
2020 (Min)	14/14	312	1,557	5.0	70t	16	44	361	8.2	50t	1
Total	43/42	769	3,661	4.8	75t	33	148	1275	8.6	50t	3
Playoffs	2/2	37	112	3.0	22	2	9	44	4.9	19	0

SINGLE-GAME CAREER HIGHS (* - playoffs)

Rushing Attempts 32 vs. Jacksonville, 12/6/20
 Rushing Yards 206 vs. Detroit, 11/8/20
 Long Rush 75t at Green Bay, 9/15/19
 Rushing TD 3 at Green Bay, 11/1/20
 2-Point Conversions 2 vs. Green Bay, 9/13/20

Receptions 8 at New England, 12/2/18
 Receiving Yards 86 2x, last at Dallas, 11/10/19
 Long Reception 50t at Green Bay, 11/1/20
 Receiving TD 1 3x, last at Green Bay, 11/1/20

COOK'S TOUCHDOWNS *playoffs

GAME **PLAY**
 vs. Tampa Bay, 9/24/17 1 rush
 vs. Detroit, 10/1/17 5 rush
 vs. Green Bay, 11/25/18 26 catch from Cousins
 at Seattle, 12/10/18 6 catch from Cousins
 vs. Miami, 12/16/18 13 rush, 21 rush
 vs. Atlanta, 9/8/19 19 rush, 7 rush
 at Green Bay, 9/15/19 75 rush
 vs. Oakland, 9/22/19 1 rush
 at Chicago, 9/29/19 2 rush
 vs. Philadelphia, 10/13/19 1 rush
 at Detroit, 10/20/19 8 rush, 4 rush
 vs. Washington, 10/24/19 4 rush
 at Dallas, 11/10/19 2 rush
 vs. Denver, 11/17/19 3 rush
 at Seattle, 12/2/19 2 rush
 vs. Detroit, 12/8/19 3 rush
 at New Orleans, 1/5/20* 5 rush, 1 rush
 vs. Green Bay, 9/13/20 1 rush, 3 rush
 at Indianapolis, 9/20/20 3 rush
 vs. Tennessee, 9/27/20 39 rush
 at Houston, 10/4/20 5 rush, 7 rush
 at Seattle, 10/11/20 8 rush
 at Green Bay, 11/1/20...21 rush, 1 rush, 1 rush, 50 catch from Cousins
 vs. Detroit, 11/8/20 5 rush, 70 rush
 vs. Dallas, 11/22/20 1 rush
 at Tampa Bay, 12/13/20 1 rush
 vs. Chicago, 12/20/20 1 rush
 at New Orleans, 12/25/20 15 rush
Total **38 (35 rushing, 3 receiving)**

COOK'S 100-YARD RUSHING GAMES (15)

GAME **Att/Yds/TD**
 vs. New Orleans, 9/11/17 22/127/0
 vs. Miami, 12/16/18 19/136/2
 vs. Atlanta, 9/8/19 21/111/2
 at Green Bay, 9/15/19 20/154/1
 vs. Oakland, 9/22/19 16/110/1
 at New York Giants, 10/6/19 21/132/0
 at Detroit, 10/20/19 25/142/2
 vs. Tennessee, 9/27/20 22/181/1
 at Houston, 10/4/20 27/130/2
 at Green Bay, 11/1/20 30/162/3
 vs. Detroit, 11/8/20 22/206/2
 vs. Chicago, 11/22/20 27/115/1
 vs. Jacksonville, 12/6/20 32/120/0
 at Tampa Bay, 12/13/20 22/102/1
 vs. Chicago, 12/20/20 24/132/1

COOK'S 200-YARD RUSHING GAMES (1)

GAME **Att/Yds/TD**
 vs. Detroit, 11/8/20 22/206/2

COOK'S 2-POINT CONVERSIONS (3)

GAME **Quarter/Play**
 vs. Green Bay, 9/13/20 4/rush up the middle
 vs. Green Bay, 9/13/20 4/rush up the middle
 at Indianapolis, 9/20/20 4/rush up the middle

COOK'S CAREER GAME-BY-GAME (*starts; games with 100+ rushing yards in bold)

2017	MIN	RUSHING					RECEIVING				
		Att.	Yards	Avg.	Long	TD	No.	Yards	Avg.	Long	TD
9/11	NO*	22	127	5.8	33	0	3	10	3.3	4	0
9/17	@ PIT*	12	64	5.3	25	0	2	0	0.0	1	0
9/24	TB*	27	97	3.6	26	1	5	72	14.4	36	0
10/1	DET*	13	66	5.1	10	1	1	8	8.0	8	0
10/9	@ CHI	INJURED/RESERVE									
10/15	GB	INJURED/RESERVE									
10/22	BAL	INJURED/RESERVE									
10/29	@ CLE	INJURED/RESERVE									
11/12	@ WAS	INJURED/RESERVE									
11/19	LAR	INJURED/RESERVE									
11/23	@ DET	INJURED/RESERVE									
12/3	@ ATL	INJURED/RESERVE									
12/10	@ CAR	INJURED/RESERVE									
12/17	CIN	INJURED/RESERVE									
12/23	@ GB	INJURED/RESERVE									
12/31	CHI	INJURED/RESERVE									
GP/GS: 4/4		74	354	4.8	33	2	11	90	8.2	36	0

2018	MIN	Att.	Yards	Avg.	Long	TD	No.	Yards	Avg.	Long	TD
9/9	SF*	16	40	2.5	15	0	6	55	9.2	17	0
9/16	@ GB*	10	38	3.8	9	0	3	52	17.3	24	0
9/23	BUF	INACTIVE									
9/27	@ LAR*	10	20	2.0	9	0	0	0	0.0	0	0
10/7	@ PHI	INACTIVE									
10/14	ARI	INACTIVE									
10/21	@ NYJ	INACTIVE									
10/28	NO	INACTIVE									
11/4	DET	10	89	8.9	70	0	4	4	20	6	0
11/18	@ CHI*	9	12	1.3	7	0	3	-2	-0.7	5	0
11/25	GB*	10	29	2.9	9	0	3	47	15.7	26t	1
12/2	@ NE*	9	84	9.3	32	0	8	22	2.8	5	0
12/10	@ SEA*	13	55	4.2	13	0	5	28	5.6	17	1
12/16	MIA*	19	136	7.2	26	2	1	27	27.0	27	0
12/23	@ DET*	16	73	4.6	18	0	3	35	11.7	20	0
12/30	CHI*	11	39	3.5	10	0	4	21	5.3	12	0
GP/GS: 11/10		133	615	4.6	70	2	40	305	7.6	27	2

RUSHING

RECEIVING

2019	MIN	Att.	Yards	Avg.	Long	TD	No.	Yards	Avg.	Long	TD
9/8	ATL*	21	111	5.3	22	2	2	9	4.5	8	0
9/15	@ GB*	20	154	7.7	75t	1	3	37	12.3	13	0
9/22	OAK*	16	110	6.9	25	1	4	33	8.3	18	0
9/29	@ CHI*	14	35	2.5	9	1	6	35	5.8	13	0
10/6	@ NYG*	21	132	6.3	41	0	6	86	14.3	24	0
10/13	PHI*	16	41	2.6	14	1	2	13	6.5	11	0
10/20	@ DET*	25	142	5.5	23	2	1	7	7.0	7	0
10/24	WAS*	23	98	4.3	11	1	5	73	14.6	31	0
11/3	@ KC*	21	71	3.4	12	0	4	45	11.3	22	0
11/10	@ DAL*	26	97	3.7	23	1	7	86	12.3	30	0
11/17	DEN*	11	26	2.4	5	1	5	31	6.2	21	0
12/2	@ SEA*	9	29	3.2	9	1	3	35	11.7	15	0
12/8	DET*	18	62	3.4	9	1	2	13	6.5	10	0
12/15	@ LAC*	9	27	3.0	8	0	3	16	5.3	11	0
12/23	GB	INACTIVE									
12/29	CHI	INACTIVE									
GP/GS: 14/14		250	1,135	4.5	75t	13	53	519	9.8	31	0
2019 PLAYOFFS											
1/5/20	@ NO*	28	94	3.4	22	2	3	36	12.0	19	0
1/11/20	@ SF*	9	18	2.0	6	0	6	8	1.3	4	0
GP/GS: 2/2		37	112	3.0	28	2	9	44	4.9	19	0

RUSHING

RECEIVING

2020	MIN	Att.	Yards	Avg.	Long	TD	No.	Yards	Avg.	Long	TD
9/13	GB*	12	50	4.2	12	2	1	-2	-2.0	-2	0
9/20	@ IND*	14	63	4.5	16	1	2	8	4.0	6	0
9/27	TEN*	22	181	8.2	39t	1	2	18	9.0	15	0
10/4	@ HOU*	27	130	4.8	15	2	2	16	8.0	11	0
10/11	@ SEA*	17	65	3.8	10	1	5	24	4.8	10	0
10/18	ATL	INACTIVE									
11/1	@ GB*	30	163	5.4	37	3	2	63	31.5	50t	1
11/8	DET*	22	206	9.4	70t	2	2	46	23.0	29	0
11/16	@ CHI*	30	96	3.2	14	0	4	16	4.0	9	0
11/22	DAL*	27	115	4.3	16	1	5	45	9.0	26	0
11/29	CAR*	18	61	3.4	14	0	4	21	5.3	12	0
12/6	JAX*	32	120	3.8	12	0	6	59	9.8	20	0
12/13	@ TB*	22	102	4.6	14	1	2	8	4.0	5	0
12/20	CHI*	24	132	5.5	20	1	5	27	5.4	13	0
12/25	@ NO*	15	73	4.9	15t	1	2	12	6.0	8	0
1/3	@ DET	INACTIVE									
GP/GS: 14/14		312	1,557	5.0	70t	16	44	361	8.2	50t	1



8

KIRK COUSINS

POSITION: Quarterback
HEIGHT/WEIGHT: 6-3/202
DOB: 8-19-88
HOMETOWN: Holland, MI

HIGH SCHOOL: Holland Christian
COLLEGE: Michigan State
ACQUIRED: FA 2018
NFL/VIKINGS SEASON: 10/4

Table with 3 columns: Career GP/GS, Career GP/GS, Playoffs GP/GS. Values: 16/16, 109/104 (62/57-WAS, 47/47-MIN), 4/3 (2/1-WAS, 2/2-MIN)

- Ranks 2nd in Vikings history with 35 TD passes in a season in 2020...
• Is 5th in Vikings history in QB starts (47) and 6th in wins (25)...
• His 107.4 passer rating in 2019 marked a personal best and stands as the 2nd-highest single-season rating in franchise history...

OFF THE FIELD

- Married his wife, Julie, in the 2014 offseason. The couple welcomed their 1st child, Cooper, in the fall of 2017 and their 2nd, Turner, in the spring of 2019.
• Father, Don, is a minister and his mother, MaryAnn, is a flight attendant.
• Brother, Kyle, lettered 4 times as a pitcher at Calvin College in Grand Rapids, Michigan.

HONORS

- 6-time NFC Offensive Player of the Week - 2015 Week 7 vs. Tampa Bay (10/25), 2015 Week 10 vs. New Orleans (11/15), 2016 Week 11 vs. Green Bay (11/20), 2017 Week 3 vs. Oakland (9/24), 2020 Week 12 vs. Carolina (11/29) and Week 17 at Detroit (1/3).
• Earned NFC Offensive Player of the Month honors for October 2019, November 2016 and for December 2015.

- Voted FedEx Air Player of the Week 3 times - vs. Green Bay (11/20/16), at Philadelphia (9/21/14) and vs. Philadelphia (10/13/19).
• Pro Bowl selection after the 2016 and 2019 seasons.
• Named 2019 Vikings Offensive MVP as part of the team awards during the annual MN Football Honors program.

PRO

- Originally selected by Washington with the 102nd overall pick (4th round) in the 2012 NFL Draft.
• Signed franchise tender for Washington on March 3, 2016 and again on March 13, 2017.
• Signed with the Vikings on March 15, 2018.

2020: MINNESOTA VIKINGS

- Earned a pair of NFC Offensive Player of the Week awards, vs. Carolina (11/29) and at Detroit (1/3), his first time with the honors as a Viking.
• Posted 105.0 passer rating, the 2nd-best of his career behind 107.4 in 2019, and the only time in Vikings history a QB had consecutive 100+ passer rating seasons.
• Started all 16 games and threw every pass for the club.

QB RANKS AMONG FRANCHISE BEST

Kirk Cousins has made a mark on the Vikings record book in the 3 seasons he has led the team, ranking among club leaders for season and career categories.

VIKINGS COMPLETION % IN A SEASON

Table with 2 columns: Player, Season, Completion %. Rows: Sam Bradford, 2016 (71.6); Kirk Cousins, 2018 (70.1); Daunte Culpepper, 2004 (69.2)

VIKINGS CAREER PASSER RATING (1,500+ ATTEMPTS)

Table with 2 columns: Player, Rating. Rows: Kirk Cousins (103.6); Daunte Culpepper (91.5)

VIKINGS CAREER 300+ PASSING YARDS GAMES

Table with 2 columns: Player, Games. Rows: Kirk Cousins (14); Tommy Kramer (19); Daunte Culpepper (19)

VIKINGS CAREER 100+ PASSER RATING GAMES

Table with 2 columns: Player, Games. Rows: Kirk Cousins (23); Fran Tarkenton (40); Daunte Culpepper (30)

- Vikings were #4 in total offense in 2020, a 12-spot jump from 2019 and the highest rank by the Vikings since 2004.
- In his 100th career game, went 11 of 14 for 160 yards and a TD in upset win at Green Bay (11/1), 28-22.
- Completed 25 of 36 passes for 292 yards and 2 TDs at Chicago (11/16) to earn his 1st career MNF win. Became the 5th QB in the NFL since 1970 to complete 2,250 or more passes in 102 career games or less (according to Sportradar).
- Led his 16th regular-season comeback win vs. Carolina (11/29) as he went 34 of 45 for 307 yards, 3 TDs and a 115.7 rating, throwing the winning TD in to Chad Beebe with :46 seconds left in the game. Earned 1st NFC Offensive Player of the Week honors for the 1st time as a Viking.
- With 3 TD performance vs. Jacksonville (12/6), Cousins tied as the 2nd-fastest QB in team history to throw 25+ TDs in a season, doing so in 12 games.
- Ran for career-high 41 yards vs. Tampa Bay (12/13).
- Earned NFC Offensive Player of the Week honors at Detroit (1/3) as he went 28 of 40 for 405 yards, 3 TDs, 0 INTs and a 127.6 passer rating with a rushing TD.

2019: MINNESOTA VIKINGS

- Started 15 games in 2019, completing 307 of 444 (69.1%) passes for 3,603 yards, 26 TDs and a career-low 6 INTs. His 107.4 passer rating in 2019 marked a personal best and established the 2nd-best single season mark in Vikings history.
- Named to his 2nd career Pro Bowl following the 2019 season.
- Went 8 of 10 for 98 yards and 1 TD, good for a 140.8 passer rating vs. Atlanta (9/8). Also added 6 rushes for 4 yards and 1 TD, the 15th rushing TD of his career.
- Made his 75th career start at Green Bay (9/15).
- Was 22 of 27 for 306 yards and 2 TDs at the NY Giants (10/6).
- Vs. Philadelphia (10/13), tied his career high for single game passing TDs with 4. Became the 1st Vikings QB since Brett Favre (vs. Baltimore, 10/18/09) to throw 2 passes of 50+ yards in the same game by throwing a 62-yard TD pass and a 51-yard TD pass, both to Stefon Diggs. Also became the 1st Viking in franchise history to have consecutive games with 300+ passing yards and a passer rating of 138.4 or higher.
- Went 24 of 34 for 337 yards and 4 TDs with 0 INTs and a season-high 141.4 passer rating at Detroit (10/20), becoming the 1st QB in NFL history to have at least 300 passing yards and a passer rating of 130.0 or higher in 3 consecutive games. Also became the 1st Vikings QB to have consecutive games with 4 passing TDs and 300+ passing yards since Daunte Culpepper did so in Weeks 5-6 of the 2004 season.

QB RANKS AMONG FRANCHISE BEST

Kirk Cousins has made a mark on the Vikings record book in the 3 seasons he has led the team, ranking among club leaders for season and career categories.

VIKINGS CAREER TOUCHDOWN PASSES

PLAYER	TD PASSES
Fran Tarkenton	239
Tommy Kramer	159
Daunte Culpepper	135
Kirk Cousins	91

VIKINGS TOUCHDOWN PASSES IN A SEASON

PLAYER, SEASON	TD PASSES
Daunte Culpepper, 2004	39
Kirk Cousins, 2020	35
Randall Cunningham, 1998	34

VIKINGS CAREER TOUCHDOWN PASSING TANDEM

PLAYERS, QB-WR	TD PASSES
Daunte Culpepper-Randy Moss	53
Kirk Cousins-Adam Thielen	31

VIKINGS GAMES WITH 3+ TOUCHDOWN PASSES IN A SEASON

PLAYER, SEASON	3+ TD PASS GAMES
Kirk Cousins, 2020	8
Daunte Culpepper, 2000	7

- In his 1st game against the team that drafted him, went 23 of 26 for 285 yards and a 112.3 passer rating vs. Washington (10/24). His 88.5 completion percentage set a new single-game franchise record.
- Awarded NFC Offensive Player of the Month for October.
- Threw 3 passing TDs at Kansas City (11/3), marking 45 total TDs thrown as a Viking and moving past Brett Favre (44) for 8th most in franchise history.
- Went 23 of 32 for 220 yards, 2 TDs and a passer rating of 111.5 on Sunday Night Football at Dallas (11/10), marking his 4th consecutive game without a turnover.
- Led Minnesota back from a 20-0 halftime deficit vs. Denver (11/17) to win 27-23, tying the franchise's 4th-largest comeback. Also completed his 2,000th career pass, becoming the 3rd-fastest player in NFL history to hit the mark (89 games).
- Threw a 58-yard TD pass to Laquon Treadwell at Seattle (12/2), his 5th TD pass of 40+ yards of the season. Snapped a streak of 201 consecutive pass attempts without an INT dating back to Week 5 vs. Philadelphia.
- Completed passes to 11 different players vs. Detroit (12/8), including C Garrett Bradbury on a tipped pass.
- Did not see game action vs. Chicago (12/29), breaking a 79-game start streak.
- Earned his 1st career postseason victory in the overtime Wild Card win over New Orleans (1/5/20), becoming the 8th QB in franchise history to win his 1st start in the playoffs. Finished the game 19 of 31 for 242 yards, 1 TD and a 96.4 passer rating.
- Finished 21 of 29 for 172 yards, 1 TD and 1 INT in the Divisional game at San Francisco (1/11/20).

2018: MINNESOTA VIKINGS

- Started all 16 games and played every offensive snap in his debut season with the Vikings, completing 425 of 606 passes for 4,298 yards, 30 passing TDs, and 10 INTs.
- His 425 completions on the year set a new Vikings record. His 70.1% completion rate was the 2nd-highest mark in the NFL in 2018, 2nd-highest mark in franchise history and the 10th-highest mark in NFL history.
- Became the 1st QB in NFL history to throw for at least 4,000 yards, 30 TDs, a 70.0% completion rate and 10 or fewer INTs in a single season.
- Made his 1st start as a Minnesota Viking against San Francisco (9/9), completing 20-of-36 passes for 244 yards and 2 TDs while adding 26 yards on the ground. Threw his 100th career TD and 1st as a Viking, a 22-yard pass down the left sideline to WR Stefon Diggs in the 2nd quarter.
- Completed 35 of 48 passes for 425 yards and 4 TDs and 1 INT at Green Bay (9/16), earning a 118.8 passer rating. Capped an 8-play, 75-yard, 4th-quarter TD drive with a 2-point conversion throw to Stefon Diggs, forcing overtime and completing a 2nd-half comeback against the Packers.
- Finished 30-for-37 for 301 yards and 1 TD (109.6 passer RT) at Philadelphia (10/7) to become the 1st player in NFL history to complete 30+ passes in 4 consecutive games. Cousins' 161 completions through 5 games set a new franchise record.
- Turned in his best game of the season vs. Green Bay (11/25), completing 29-of-38 passes for 342 yards and 3 TDs for a 129.5 passer rating. Cousins' 3,289 passing yards through Week 12 set a Vikings record for most passing yards through the first 11 games of a season.
- Went 21-for-28 for 253 yards and 3 TDs at Detroit (12/23), becoming the 4th Vikings QB to throw for 4,000 yards in a single-season and tying his career high of 29 TDs in a season.

2017: WASHINGTON

- Started all 16 games, completing 347 of 540 passes (64.3 percent) for 4,093 yards with 27 TDs and 13 INTs for a passer rating of 93.9.
- Had every pass attempt for the Redskins, becoming the 1st player in the team's 86-season history to record every passing

attempt for the Redskins in a season.

- Led the Redskins in rushing TDs (4) for the 2nd time in his career (5 in 2015), becoming the 1st Redskins QB to lead the team in rushing TDs in multiple seasons since Norm Snead tied for the team lead in 1961 and 1962.
- Became the 1st player in league history to record at least 4,000 passing yards and 4 rushing TDs in 3 consecutive seasons.
- Threw for 240 passing yards vs. Philadelphia (9/10), moving past Billy Kilmer (12,352) for the 5th-most career passing yards in Redskins history with the performance. Also matched his career high with 30 rushing yards on 4 carries.
- Engineered a 10-play, 70-yard TD drive at LA Rams (9/17) that culminated in an 11-yard TD pass for the game-winning score.
- Earned 4th career NFC Offensive Player of the Week honors after completing 25-of-30 passes for 365 yards with 3 TDs vs. Oakland (9/24).
- Set career high in rushing attempts (7) at Kansas City (10/2).
- Notched a 7-yard TD run vs. San Francisco (10/15) that tied him with Sonny Jurgensen (10) for the 2nd-most career rushing TDs by a Redskins QB.
- Trailing 14-10 with 1:34 remaining at Seattle (11/5) helped engineer a 4-play, 70-yard, game-winning TD drive, that featured back-to-back completions of 31 and 38 yards.
- Tied his career high with 2 rushing TDs vs. Minnesota (11/12), passing Sonny Jurgensen (10) for the 2nd-most career rushing TDs by a Redskins QB.
- Threw for 322 yards with 3 TDs for a passer rating of 132.6 at New Orleans (11/19) while starting his 42nd consecutive regular season game the Redskins, passing Mark Rypien (41 from 1990-93) for the 2nd-longest streak by a Redskins QB since the 1970 AFL-NFL merger. On his 12th completion at New Orleans, he also surpassed Rypien (1,244) for the 4th-most career completions in team history.
- Became the 1st QB in Redskins history to record 3 consecutive 20-TD seasons after throwing for 251 yards with 2 TDs, pushing his total to 21 on the season, at Dallas (11/30).
- Threw a TD pass on his 1st pass attempt of the day vs. Arizona (12/17), doing so on his 1st individual passing attempt of a game for the 2nd time in his career and 1st since Sept. 14, 2014 vs. Jacksonville after entering the game in relief.
- With his 1st of 3 TD passes of the game vs. Denver (12/24), his 25th of the season, he became the 1st quarterback in team history to record 3 25-TD seasons and also passed Mark Rypien (15,928) for the 4th-most career passing yards in Redskins history during the contest.

2016: WASHINGTON

- Finished the year with single-season team records in attempts (606), completions (406) and passing yards (4,917) and matched his team record for 300-yard passing games (seven).
- His 4,917 passing yards ranked 3rd in the NFL and were the 15th-most in a season in NFL history.
- At 307.3 yards per game, he became the 1st QB in team history to average 300 passing yards per game in a season.
- Earned NFC Offensive Player of the Month honors for November, posting an NFL-high 362.0 yards per game with an 8:0 TD-to-INT ratio in 3 games. The honor was the 2nd of his career, joining LB Wilber Marshall as the only players in team history to win multiple Player of the Month awards.
- With an INT on his 21st pass attempt vs. Pittsburgh (9/12), snapped a streak of 252 consecutive regular-season pass attempts at FedEx Field without an INT, dating back to Week 1 of the 2015 season. The streak – which extended to 298 consecutive attempts when including postseason play – was the longest streak of consecutive home pass attempts without an INT in team history. It also ended the streak of consecutive games with a TD pass at 17, including postseason play, the 2nd-longest in team history (23, Sonny Jurgensen).
- Completed 28-of-46 passes vs. Dallas (9/18), snapping a streak of 9 consecutive regular-season games with a

completion percentage of 65.0% or better, dating back to 2015, tied for the 2nd-longest in the NFL since 1960, trailing only Joe Montana (10 in 1989).

- Completed 38-of-56 passes for 458 yards with 2 TDs and 1 INT in a tie against Cincinnati (10/30) in London. His 38 completions set a then team record, surpassing the previous mark of 33 set by Cousins vs. Tampa Bay, (10/25/15) and Jason Campbell (at Dallas, 11/18/07). His career-high 458 passing yards were the 2nd-most in a single game in team history, trailing only Brad Johnson's 471-yard performance at San Francisco (12/26/99).
- Completed 21 of 30 passes for 375 yards and tied his season high with 3 TD passes in a win vs. Green Bay (11/20), earning NFC Offensive Player of the Week and FedEx Air Player of the Week honors.
- Completed 41-of-53 passes for 449 yards with 3 TDs on Thanksgiving Day at Dallas (11/24), breaking his own single-game team record with the 41 completions and also tying Mark Brunell's team record for most pass attempts in a game without an INT. Also claimed sole possession of the most career 400-yard passing games in team history with his 3rd career 400-yard effort, passing Sonny Jurgensen and Mark Rypien (two each). The only player in team history to record multiple 400-yard passing games in a season.
- Threw 36 consecutive pass attempts without an INT until his 37th and final attempt of the game at Arizona (12/4), snapping a streak of 187 consecutive pass attempts without an INT, dating back to Week 8 vs. Cincinnati in London, the 2nd-longest streak in Redskins history.
- Eclipsed 4,000 yards on the season with 234 passing yards at Philadelphia (12/11), becoming the 1st player in team history with multiple 4,000-yard passing seasons (2015 and 2016).
- Set career highs in rushing yards (30) and rushing TDs (2) in a win at Chicago (12/24). Also threw a TD pass in his 18th consecutive road game, tying Joe Theismann for the longest streak of road games with a passing TD (18 from 1982-85). Became the 2nd quarterback in NFL history to record 4,000 passing yards and 4 rushing TDs in consecutive seasons (Aaron Rodgers, 2008-09).

2015: WASHINGTON

- Started all 16 games and 1 postseason game after being named the starter in late August.
- Set single-season team records (which he would surpass or match in 2016) for attempts (543), completions (379), passing yards (4,166) and 300-yard passing games (7).
- Shared PFWA Co-Most Improved Player honors with Panthers CB Josh Norman
- Twice earned NFC Offensive Player of the Week honors (Weeks 7 and 10) and was named NFC Offensive Player of the Month in December.
- His 29 passing TDs on the season tied Joe Theismann (29 in 1983) for the 2nd-most in a season in team history.
- Became the 1st player in team history to throw a TD in all 16 games in a season since the adoption of the 16-game schedule in 1978 and was 1 of only 2 NFL QBs to throw a TD pass in all 16 regular season games in 2015 (Russell Wilson).
- Became the 1st Redskins QB to lead the NFL in completion percentage since Sonny Jurgensen in 1970.
- Completed 74.7% of pass attempts in home games, the highest home completion % in a season in NFL history, surpassing Jim Harbaugh's 74.3% with the Colts in 1997.
- Recorded 31 completions on 46 attempts for 290 yards with one TD vs. Philadelphia (10/4) in addition to scoring his first career rushing TD while engineering a 15-play, 90-yard drive culminating with a 4-yard TD pass to Pierre Garçon to complete his first 4th-quarter comeback victory as a starter.
- Completed 21-of-32 passes for 219 yards with 1 TD and 1 INT at Atlanta (10/11), forcing OT with a 4-play, 46-yard drive in 24 seconds to set up a game-tying FG.
- According to the Elias Sports Bureau, became the 1st player to

throw game-winning TDs in the final :30 seconds of game twice in a month since Drew Bledsoe in December 2005.

- Completed 33 of 40 passes for 317 yards and 3 TDs and also rushed 3 times for 15 yards with 1 TD in the largest comeback win (24 points) in team history vs. Tampa Bay (10/25). Earned NFC Offensive Player of the Week honors for his performance, as his career-high 33 completions tied Jason Campbell's franchise record at Dallas (11/18/07). Also became the 1st Redskins QB to record at least 3 passing TDs and at least 1 rushing TD in a single game since Trent Green vs. Arizona (11/22/98).
- Completed 20 of 25 passes for 324 yards with a career-high 4 TDs for a perfect passer rating of 158.3 in a 47-14 rout vs. New Orleans (11/15). Earned NFC Offensive Player of the Week honors, as his perfect passer rating was the Redskins 1st among QBs with at least 20 attempts in records available dating back to 1950. Also became the 1st Redskins QB to pass for 300+ yards and post a rating of at least 150.0 in a game since Pro Football Hall of Famer Sammy Baugh (10/31/48).
- Tied his career high with 4 passing TDs and added a 13-yard rushing TD in a win vs. Buffalo (12/20), his 6th consecutive game with a passer rating of 100.0 or better, the longest streak by a Redskins QB in records available back to 1960. NFC Offensive Player of the Month for December.
- Finished regular season with 232 straight pass attempts at home without an INT dating back to Week 1, the longest home streak in team history according to the Elias Sports Bureau.
- Completed 31-of-46 passes for 365 yards with 4 TDs for 120.3 in a division-clinching win at Philadelphia (12/26).
- Completed 12-of-15 passes for 176 yards with 3 TDs for a passer rating of 155.1 in regular-season finale at Dallas (1/3/16) before exiting in the 2nd quarter and became the 1st player in team history to throw 3 TDs in the 1st quarter of a game.
- Completed 29-of-46 passes for 329 yards with 1 passing TD and 1 rushing TD in his 1st postseason start in NFC Wild Card Round vs. Green Bay (1/10/16). Became the 1st Redskins QB to throw for a TD and run for a TD in a postseason game and tied Todd Collins' franchise record for completions in a postseason game (29, NFC Wild Card Round at Seattle on Jan. 5, 2008).

2014: WASHINGTON

- Appeared in 6 games with 5 starts and totaled 1,710 yards, 10 TDs and 9 INTs on 126-of-204 passing.
- Entered in relief vs. Jacksonville (9/14) and completed 22-of-33 for 250 yards with 2 TDs and a 109.4 passer rating, completing his first 12 passes.
- Started at Philadelphia (9/21) and completed 30-of-48 passes for 427 yards with 3 TDs and a passer rating of 103.4, marking the 1st 400-yard passing day of his career and the 1st by a Redskins QB since Donovan McNabb threw for 426 yards vs. Houston (9/19/10). Earned FedEx Air Player of the Week honors for his performance at Philadelphia.

2013: WASHINGTON

- Appeared in 5 games, starting the final 3 of the season. Compiled 854 yards, 4 TDs and 7 INTs on 81-for-155 passing on the season.
- Started at Atlanta (12/15), completing 29 of 45 passes for 381 yards and 3 TDs, all career highs at the time. Became the 1st Redskins QB in the Super Bowl era to throw for 300 yards in each of his opening 2 career starts, according to Elias.

2012: WASHINGTON

- Played in 3 regular-season games with 1 start and saw his 1st postseason action.
- Saw his 1st career game action vs. Atlanta (10/7), entering in relief of the injured Griffin III in the 3rd quarter and completing 5-of-9 passes for 111 yards with 1 TD and 2 INTs, throwing the 1st TD pass of his career by finding Santana Moss for a 77-yard TD.
- Led the first 4th-quarter comeback of his career, replacing Griffin III in the final two minutes of a win vs. Baltimore (12/9), leading an 8-point 4th-quarter comeback by connecting with

Pierre Garçon for an 11-yard TD and then converted the game-tying 2-point conversion on a QB draw, marking the 1st time in team history that the Redskins had scored a 2-point conversion to send a game to OT.

- Made his 1st career start in a win at Cleveland (12/16), completing 26-of-37 passes for 329 yards with 2 TDs, giving him his 1st 300-yard passing performance; won Pepsi NFL Rookie of the Week.
- Completed 3 of 10 passes for 31 yards in relief of an injured Robert Griffin III in the NFC Wild Card Round vs. SEA (1/6/13).

COLLEGE

- Appeared in 45 games, starting 39 of final 40, completing 723 of 1,128 passes (64.1%) for 9,131 yards, 66 TDs and 30 INTs.
- Gained 9,004 yards on 1,239 plays, an average of 7.3 yards per snap and 200.1 yards per game.
- Graduated as MSU record-holder with 66 career TD passes, topping the previous mark of 61 by Jeff Smoker (2000-03).
- Exited Michigan State ranking 10th on the Big Ten Conference all-time TD passes list (66).
- His 25 TD passes in 2011 broke the old school season record of 22 by Drew Stanton in 2005.
- Set school record for career pass completions (723).
- His 34 completions vs. Notre Dame in 2011 were 1 shy of Smoker's single-game record (35 vs. Ohio State in 2003).
- One of 7 players in school history to complete at least 60% of his passes for MSU, as his pass completion percentage of 64.1 was 2nd in school history and tied for 7th in Big Ten history.
- Established an MSU career-record with a 146.1 pass efficiency rating, topping the old mark of 142.3 by Gene Clink (1946-49).
- Broke school record with 9,004 yards of career total offense.
- Was only the second player in Spartans history to be named team captain as a sophomore and the first since 1949.
- Set the school record with 26 games throwing for 200+ yards.
- As of 2011, was one of only 16 players in MSU history to earn Academic All-Big Ten Conference honors in all four seasons.

PREP

- Attended Holland Christian H.S., where he lettered in football, baseball and basketball.
- Earned All-Ottawa-Kent Conference honors as a QB for the football team, as a pitcher for the baseball squad and as a shooting guard for basketball.
- Was a 3-star prospect by Rivals.com.
- Finished prep career completing 198-of-366 passes for 3,204 yards, 40 TDs and 18 INTs in 16 games.
- In 2006, earned All-State and Academic All-State honorable mention by Michigan High School Football Coaches Association, as he went on to set 35 school game-, season- and career-records en route to garnering Area Player of the Year accolades.
- That season, he completed 130 of 231 passes (56.3%) for 2,088 yards, 28 TDs and 10 INTs as a senior, leading the Maroons to the playoffs for the 1st time in school history.

COUSINS' NFL TOTALS

Year	GP/GS	PASSING										RUSHING		
		Att	Comp	Pct	Yds	TD	INT	Lg	Slk/Yds	Rtg	Rush	Yds	TD	
2012 (Was)	3/1	48	33	68.8%	466	4	3	77t	3/27	101.6	3	22	0	
<i>Playoffs</i>	1/0	3	10	30.0%	31	0	0	15	0/0	40.0	1	0	0	
2013 (Was)	5/3	155	81	52.3%	854	4	7	62	5/32	58.4	4	14	0	
2014 (Was)	6/5	204	126	61.8%	1,710	10	9	81t	8/70	86.4	7	20	0	
2015 (Was)	16/16	543	379	69.8%	4,166	29	11	78t	26/186	101.6	26	48	5	
<i>Playoffs</i>	1/1	29	46	63.0%	329	1	0	38	6/59	91.7	2	2	1	
2016 (Was)	16/16	606	406	67.0%	4,917	25	12	80t	23/190	97.2	34	96	4	
2017 (Was)	16/16	540	347	64.3%	4,093	27	13	74	41/342	93.9	49	179	4	
2018 (Min)	16/16	606	425	70.1%	4,298	30	10	75t	40/262	99.7	44	123	1	
2019 (Min)	15/15	444	307	69.1%	3,603	26	6	66	28/206	107.4	31	63	1	
<i>Playoffs</i>	2/2	60	40	66.7%	414	2	1	43	8/56	90.5	2	-1	0	
2020 (Min)	16/16	516	349	67.6%	4,265	35	13	71t	39/256	105.0	32	156	1	
Total	109/104	3,662	2,453	67.0%	28,372	190	84	81t	213/1571	97.9	230	721	16	
<i>Playoffs</i>	4/3	116	72	62.1%	774	3	1	43	14/115	86.6	5	1	1	

Record as Starter: 51-51-2 (1-0 in 2012, 0-3 in 2013, 1-4 in 2014, 9-7 in 2015, 8-7-1 in 2016, 7-9 in 2017, 8-7-1 in 2018, 10-5 in 2019, 7-9 in 2020)

SINGLE-GAME CAREER HIGHS (* - playoffs)

Attempts	56.....	at Cincinnati, 10/30/16	Long Pass	81t.....	at Philadelphia, 9/21/14
Completions	41.....	at Dallas, 12/24/16	2-Pt. Conversions	1.....	4x, last vs CAR, 11/29/20 (pass)
Passing Yards	458.....	at Cincinnati, 10/30/16	Rushes	7.....	at Kansas City, 10/2/17
Passing TDs	4.....	6x, last at Detroit, 10/20/19	Rush Yards	41.....	at Tampa Bay, 12/13/20
Interceptions	4.....	vs. New York Giants, 9/25/14	Rushing TDs	2.....	2x, last vs. Minnesota, 11/12/17
Passer Rtg. (min. 20)	158.3.....	vs. New Orleans, 11/15/15	Long Rush	19t.....	2x, last at LA Rams, 9/27/18
Completion Pct.	85.5.....	vs. Washington, 10/24/19			

COUSINS' TOUCHDOWNS (*playoffs)

GAME	Play
vs. Atlanta, 10/7/12.....	77 pass to S. Moss
vs. Baltimore, 12/9/12.....	11 pass to P. Garcon
at Cleveland, 12/16/12.....	54 pass to L. Hankerson, 2 pass to L. Hankerson
at Atlanta, 12/15/13.....	23 pass to F. Davis, 53 pass to P. Garcon, 3 pass to S. Moss
vs. Dallas, 12/22/13.....	8 pass to P. Garcon
vs. Jacksonville, 9/14/14.....	20 pass to D. Young, 2 pass to N. Paul
at Philadelphia, 9/21/14.....	4 pass to D. Young, 4 pass to P. Garcon, 81 pass to D. Jackson
vs. New York Giants, 9/25/14.....	18 pass to A. Roberts
vs. Seattle, 10/6/14.....	60 pass to D. Jackson, 6 pass to A. Roberts
at Arizona, 10/12/14.....	64 pass to D. Jackson, 5 pass to P. Garcon
vs. Miami, 9/13/15.....	3 pass to J. Reed
vs. St. Louis, 9/20/15.....	4 pass to P. Garcon
at New York Giants, 9/24/15.....	4 pass to C. Thompson
vs. Philadelphia, 10/4/15.....	4 pass to P. Garcon, 1 run
at Atlanta, 10/11/15.....	7 pass to D. Carrier
at New York Jets, 10/18/15.....	2 pass to P. Garcon
vs. Tampa Bay, 10/25/15.....	3 pass to R. Grant, 3 pass to J. Reed, 6 pass to J. Reed, 8 run
at New England, 11/8/15.....	3 pass to J. Reed
vs. New Orleans, 11/15/15.....	16 pass to J. Reed, 11 pass to J. Crowder, 78 pass to M. Jones, 8 pass to J. Reed
at Carolina, 11/22/15.....	56 pass to D. Jackson
vs. New York Giants, 11/29/15.....	63 pass to D. Jackson, 1 run
vs. Dallas, 12/7/15.....	28 pass to D. Jackson
at Chicago, 12/13/15.....	5 pass to J. Reed, 3 run
vs. Buffalo, 12/20/15.....	3 pass to J. Reed, 18 pass to J. Reed, 77 pass to D. Jackson, 5 pass to P. Garcon, 13 run
at Philadelphia, 12/26/15.....	22 pass to J. Reed, 12 pass to J. Reed, 12 pass to C. Thompson, 13 pass to P. Garcon
at Dallas, 1/3/16.....	5 pass to R. Grant, 39 pass to P. Garcon, 3 pass to J. Crowder
vs. Green Bay, 1/10/16*.....	24 pass to J. Reed, 3 run
vs. Dallas, 9/18/16.....	11 pass to J. Crowder
at New York Giants, 9/25/16.....	44 pass to D. Jackson, 55 pass to J. Crowder
vs. Cleveland, 10/2/16.....	8 pass to J. Reed, 9 pass to J. Reed, 5 pass to C. Thompson
at Baltimore, 10/9/16.....	21 pass to P. Garcon
vs. Philadelphia, 10/16/16.....	16 pass to J. Crowder, 13 pass to V. Davis
at Detroit, 10/23/16.....	1 pass to R. Kelley, 19 run
at Cincinnati, 10/30/16.....	23 pass to J. Reed, 33 pass to J. Crowder
vs. Minnesota, 11/13/16.....	4 pass to J. Crowder, 38 pass to V. Davis
vs. Green Bay, 11/20/16.....	17 pass to D. Jackson, 44 pass to J. Crowder, 70 pass to P. Garcon
at Dallas, 11/24/16.....	5 pass to J. Reed, 67 pass to D. Jackson, 8 pass to J. Reed
at Arizona, 12/4/16.....	26 pass to J. Crowder, 1 run

at Philadelphia, 12/11/16.....	80 pass to D. Jackson, 15 pass to P. Garcon
at Chicago, 12/24/16.....	17 pass to C. Thompson, 9 run, 1 run
vs. New York Giants, 1/1/17.....	1 pass to J. Reed
vs. Philadelphia, 9/10/17.....	29 pass to C. Thompson
at Los Angeles Rams, 9/17/17.....	11 pass to R. Grant
vs. Oakland, 9/24/17.....	22 pass to C. Thompson, 18 pass to V. Davis, 52 pass to J. Doctson
at Kansas City, 10/2/17.....	44 pass to T. Pryor, 3 pass to R. Grant
vs. San Francisco, 10/15/17.....	11 pass to J. Doctson, 3 pass to S. Perine, 7 run
at Philadelphia, 10/23/17.....	7 pass to C. Thompson, 5 pass to J. Reed, 12 pass to J. Reed
vs. Dallas, 10/29/17.....	1 pass to J. Doctson
vs. Minnesota, 11/12/17.....	36 pass to M. Harris, 1 run, 2 run
at New Orleans, 11/19/17.....	16 pass to C. Thompson, 40 pass to R. Grant, 7 pass to J. Sprinkle
vs. New York Giants, 11/23/17.....	15 pass to J. Crowder, 14 pass to J. Doctson
at Dallas, 11/30/17.....	20 pass to R. Grant, 14 pass to J. Doctson
at Los Angeles Chargers, 12/10/17.....	23 pass to V. Davis
vs. Arizona, 12/17/17.....	5 pass to J. Crowder, 36 pass to K. Bibbs
vs. Denver, 12/24/17.....	15 pass to J. Crowder, 48 pass to J. Doctson, 31 pass to V. Davis
at New York Giants, 12/31/17.....	12 run
vs. San Francisco, 9/9/18.....	22 pass to S. Diggs, 11 pass to K. Rudolph
at Green Bay, 9/16/18.....	14 pass to L. Treadwell, 3 pass to S. Diggs, 75 pass to S. Diggs, 22 pass to A. Thielen
vs. Buffalo, 9/23/18.....	4 pass to K. Rudolph
at Los Angeles Rams, 9/27/18.....	16 pass to A. Robinson, 17 pass to A. Robinson, 45 pass to A. Thielen
at Philadelphia, 10/7/18.....	3 pass to A. Thielen
vs. Arizona, 10/14/18.....	13 pass to A. Thielen, 7 run
at New York Jets, 10/21/18.....	34 pass to A. Thielen, 34 pass to A. Robinson
vs. New Orleans, 10/28/18.....	1 pass to S. Diggs, 1 pass to A. Thielen
vs. Detroit, 11/4/18.....	2 pass to A. Thielen
at Chicago, 11/18/18.....	13 pass to A. Robinson, 5 pass to S. Diggs
vs. Green Bay, 11/25/18.....	26 pass to D. Cook, 30 pass to S. Diggs, 14 pass to A. Thielen
at New England, 12/2/18.....	5 pass to A. Thielen
at Seattle, 12/10/18.....	6 pass to D. Cook
vs. Miami, 12/16/18.....	13 pass to S. Diggs, 40 pass to A. Robinson
at Detroit, 12/23/18.....	8 pass to S. Diggs, 44 pass to K. Rudolph, 4 pass to K. Rudolph
vs. Chicago, 12/30/18.....	2 pass to S. Diggs
vs. Atlanta, 9/8/19.....	23 pass to A. Thielen, 1 run
at Green Bay, 9/15/19.....	45 pass to S. Diggs
vs. Oakland, 9/22/19.....	35 pass to A. Thielen
at New York Giants, 10/6/19.....	15 pass to A. Thielen, 9 pass to A. Thielen
vs. Philadelphia, 10/13/19.....	6 pass to A. Thielen, 62 pass to S. Diggs, 51 pass to S. Diggs, 11 pass to S. Diggs
at Detroit, 10/20/19.....	25 pass to A. Thielen, 1 pas to B. Johnson, 5 pass to C. Ham, 15 pass to K. Rudolph
at Kansas City, 11/3/19.....	4 pass to B. Johnson, 16 pass to A. Abdullah, 3 pass to K. Rudolph
at Dallas, 11/10/19.....	1 pass to K. Rudolph, 1 pass to K. Rudolph
vs. Denver, 11/17/19.....	10 pass to I. Smith Jr., 54 pass to S. Diggs, 32 pass to K. Rudolph
at Seattle, 12/2/19.....	58 pass to L. Treadwell, 3 pass to K. Rudolph
vs. Detroit, 12/8/19.....	9 pass to B. Johnson
at LA Chargers, 12/15/19.....	1 pass to I. Smith Jr.
vs. Green Bay, 12/23/19.....	21 pass to S. Diggs
at New Orleans, 1/5/20*	4 pass to K. Rudolph
at San Francisco, 1/11/20*	41 pass to S. Diggs
vs. Green Bay, 9/13/20.....	37 pass to A. Thielen, 19 pass to A. Thielen
vs. Tennessee, 9/27/20.....	16 pass to A. Thielen, 71 pass to J. Jefferson, 3 pass to K. Rudolph
at Houston, 10/4/20.....	9 pass to A. Thielen
at Seattle, 10/11/20.....	3 pass to A. Thielen, 6 pass to A. Thielen
vs. Atlanta, 10/18/20.....	11 pass to J. Jefferson, 2 pass to A. Thielen, 49 pass to J. Jefferson
at Green Bay, 11/1/20.....	50 pass to D. Cook
vs. Detroit, 11/8/20.....	9 pass to I. Smith Jr., 22 pass to A. Abdullah, 1 pass to I. Smith Jr.
at Chicago, 11/16/20.....	17 pass to A. Thielen, 6 pass to A. Thielen
vs. Dallas, 11/22/20.....	2 pass to A. Thielen, 3 pass to A. Thielen, 39 pass to J. Jefferson
vs. Carolina, 11/29/20.....	12 pass to J. Jefferson, 10 pass to J. Jefferson, 10 pass to C. Beebe
vs. Jacksonville, 12/6/20.....	3 pass to A. Thielen, 12 pass to C. Ham, 20 pass to J. Jefferson
at Tampa Bay, 12/13/20.....	14 pass to I. Smith Jr.
vs. Chicago, 12/20/20.....	3 pass to A. Thielen, 20 pass to T. Conklin
at New Orleans, 12/25/20.....	2 pass to I. Smith Jr., 4 pass to I. Smith Jr., 1 pass to A. Thielen
at Detroit, 1/3/21.....	28 pass to A. Mattison, 4 pass to A. Abdullah, 40 pass to C. Beebe, 1 run
Total.....	210 (193 passing, 17 rushing)

COUSINS' CAREER GAME-BY-GAME (*starts; scores for games started only; games with 100+ passer rating in bold)

2012	WAS	PASSING										RUSHING			Score
		Att.	Comp.	Yds.	Pct.	TD.	INT.	Lg.	Sk/Yds.	Rating	Rush	Yds	TD		
9/9	@ NO	DID NOT PLAY													
9/16	@ STL	DID NOT PLAY													
9/23	CIN	DID NOT PLAY													
9/30	@ TB	DID NOT PLAY													
10/7	ATL	9	5	111	55.5%	1	2	77t	1/6	97.2	0	0	0		
10/14	MIN	DID NOT PLAY													
10/21	@ NYG	DID NOT PLAY													
10/28	@ PIT	DID NOT PLAY													
11/4	CAR	DID NOT PLAY													
11/18	PHI	DID NOT PLAY													
11/22	@ DAL	DID NOT PLAY													
12/3	NYG	DID NOT PLAY													
12/9	BAL	2	2	26	100.0%	1	0	15	0/0	158.3	0	0	0		
12/16	@ CLE*	37	26	329	70.3%	2	1	54t	2/21	104.4	3	22	0	W 38-21	
12/23	@ PHI	DID NOT PLAY													
12/30	DAL	DID NOT PLAY													
GP/GS: 3/1		48	33	466	68.8%	4	3	77t	3/27	101.6	3	22	0		
2012 PLAYOFFS															
1/6/13	SEA	10	3	31	30.0%	0	0	15	0/0	40.0	1	0	0		

2013	WAS	PASSING										RUSHING			Score
		Att.	Comp.	Yds.	Pct.	TD.	INT.	Lg.	Sk/Yds.	Rating	Rush	Yds	TD		
9/9	PHI	DID NOT PLAY													
9/15	@ GB	DID NOT PLAY													
9/22	DET	DID NOT PLAY													
9/29	@ OAK	DID NOT PLAY													
10/13	@ DAL	DID NOT PLAY													
10/20	CHI	DID NOT PLAY													
10/27	@ DEN	9	5	48	55.6%	0	2	17	0/0	31.0	1	1	0		
11/3	SD	DID NOT PLAY													
11/7	@ MIN	DID NOT PLAY													
11/17	@ PHI	DID NOT PLAY													
11/25	SF	DID NOT PLAY													
12/1	NYG	DID NOT PLAY													
12/8	KC	16	7	59	43.8%	0	0	15	1/15	53.9	0	0	0		
12/15	@ ATL*	45	29	381	64.4%	3	2	62	1/8	94.8	0	0	0	L 26-27	
12/22	DAL*	36	21	197	58.3%	1	1	28	0/0	71.2	2	10	0	L 23-24	
12/29	@ NYG*	49	19	169	38.8%	0	2	21	3/9	31.8	1	3	0	L 6-20	
GP/GS: 5/3		155	81	854	52.3%	4	7	62	5/32	58.4	4	14	0		

2014	WAS	PASSING										RUSHING			Score
		Att.	Comp.	Yds.	Pct.	TD.	INT.	Lg.	Sk/Yds.	Rating	Rush	Yds	TD		
9/7	@ HOU	DID NOT PLAY													
9/14	JAX	33	22	250	66.7%	2	0	31	2/21	109.4	1	-1	0		
9/21	@ PHI	48	30	427	62.5%	3	1	81t	0/0	103.4	3	5	0	L 34-27	
9/25	NYG	33	19	257	57.6%	1	4	36	2/14	53.0	1	12	0	L 14-45	
10/6	SEA	36	21	283	58.3%	2	0	60t	1/8	102.0	2	4	0	L 17-27	
10/12	@ ARI	38	24	354	63.2%	2	3	64t	2/19	78.2	0	0	0	L 20-30	
10/19	TEN	16	10	139	62.5%	0	1	50	1/8	64.3	0	0	0	W 19-17	
10/27	@ DAL	DID NOT PLAY													
11/2	@ MIN	INACTIVE													
11/16	TB	INACTIVE													
11/23	@ SF	INACTIVE													
11/30	@ IND	INACTIVE													
12/7	STL	INACTIVE													
12/14	@ NYG	INACTIVE													
12/20	PHI	DID NOT PLAY													
12/28	DAL	DID NOT PLAY													
GP/GS: 6/5		204	126	1,710	61.8%	10	9	81t	8/70	86.4	7	20	0		

PASSING														RUSHING			
2015	WAS	Att.	Comp.	Yds.	Pct.	TD.	INT.	Lg.	Sk/Yds.	Rating	Rush	Yds	TD	Score			
9/13	MIA*	31	21	196	67.7%	1	2	25	1/8	68.8	2	-1	0	L 10-17			
9/20	STL*	27	23	203	85.2%	1	0	35	2/12	110.3	0	0	0	W 24-10			
9/24	@ NYG*	49	30	316	61.2%	1	2	26	1/11	69.8	0	0	0	L 21-32			
10/4	PHI*	46	31	290	67.4%	1	0	43	1/0	91.8	1	1	1	W 23-20			
10/11	@ ATL*	32	21	219	65.6%	1	2	26	1/0	69.7	1	1	0	L 19-25			
10/18	@ NYJ*	43	25	196	58.1%	1	2	20	1/5	57.9	1	1	0	L 20-34			
10/25	TB*	40	33	317	82.5%	3	0	38	1/12	124.7	3	15	1	W 31-30			
11/8	@ NE*	40	22	217	55.0%	1	1	36	1/4	68.4	0	0	0	L 10-27			
11/15	NO*	25	20	324	80.0%	4	0	78	3/23	158.3	0	0	0	W 47-14			
11/22	@ CAR*	30	22	207	73.3%	1	1	56	5/35	89.2	1	4	0	L 16-44			
11/29	NYG*	29	20	302	69.0%	1	0	63	0/0	114.4	4	1	1	W 20-14			
12/7	DAL*	31	22	219	71.0%	1	0	28	3/26	101.4	1	6	0	L 16-19			
12/13	@ CHI*	31	24	300	77.4%	1	1	32	3/25	104.2	4	13	1	W 24-14			
12/20	BUF*	28	22	319	78.6%	4	0	77	1/11	153.7	3	11	1	W 35-15			
12/26	@ PHI*	38	24	365	67.4%	4	0	28	2/14	120.3	5	-4	0	W 38-24			
1/3/16	@ DAL*	15	12	176	80.0%	3	0	44	0/0	155.1	0	0	0	W 34-23			
GP/GS: 16/16		543	379	4,166	69.8%	29	11	78	26/186	101.6	26	48	5				
2015 PLAYOFFS																	
1/10/16	GB*	46	29	329	63.0%	1	0	38	6/59	91.7	2	2	1	L 18-35			
2016	WAS	Att.	Comp.	Yds.	Pct.	TD.	INT.	Lg.	Sk/Yds.	Rating	Rush	Yds	TD	Score			
9/12	PIT*	43	30	329	69.8%	0	2	33	0/0	72.7	1	8	0	L 16-38			
9/18	DAL*	46	28	364	60.9%	1	1	57	2/14	84.0	2	20	0	L 23-27			
9/25	@ NYG*	35	21	296	60.0%	2	0	55	2/14	106.4	3	-5	0	W 29-27			
10/2	CLE*	27	21	183	77.8%	3	1	26	3/27	116.5	0	0	0	W 31-20			
10/9	@ BAL*	41	29	260	70.7%	1	1	27	1/10	85.4	1	-1	0	W 16-10			
10/16	PHI*	34	18	263	52.9%	2	1	37	0/0	85.8	2	8	0	W 27-20			
10/23	@ DET*	39	30	301	76.9%	1	0	27	2/18	106.9	3	15	1	L 17-20			
10/30	@ CIN*	56	38	458	67.9%	2	1	44	1/12	97.2	3	-1	0	T 27-27			
11/13	MIN*	33	22	262	66.7%	2	0	38	1/2	110.9	1	-1	0	W 26-20			
11/20	GB*	30	21	375	70.0%	3	0	70	2/11	145.8	4	4	0	W 42-24			
11/24	@ DAL*	53	41	449	77.4%	3	0	67	0/0	120.7	1	2	0	L 26-31			
12/4	@ ARI*	37	21	271	56.8%	1	1	59	2/25	77.6	2	0	1	L 23-31			
12/11	@ PHI*	21	14	234	66.7%	2	1	80	2/7	116.0	4	6	0	W 27-22			
12/19	CAR*	47	32	315	68.1%	0	1	23	1/9	77.9	2	11	0	L 15-26			
12/24	@ CHI*	29	18	270	62.1%	1	0	57	0/0	104.1	5	30	2	W 41-21			
1/1/17	NYG*	35	22	287	62.9%	1	2	49	4/41	74.3	0	0	0	L 10-19			
GP/GS: 16/16		606	406	4,917	67.0%	25	12	80	23/190	97.2	34	96	4				
2017	WAS	Att.	Comp.	Yds.	Pct.	TD.	INT.	Lg.	Sk/Yds.	Rating	Rush	Yds	TD	Score			
9/10	PHI*	40	23	240	57.5%	1	1	34	4/40	72.9	4	30	0	L 17-30			
9/17	@ LAR*	27	18	179	66.7%	1	0	12	2/23	97.6	3	7	0	W 27-20			
9/24	OAK*	30	25	365	83.3%	3	0	74	1/9	150.7	1	2	0	W 27-10			
10/2	@ KC*	24	14	220	58.3%	2	0	69	0/0	116.7	7	38	0	L 20-29			
10/15	SF*	37	25	330	67.6%	2	1	51	1/5	102.3	4	26	1	W 26-24			
10/23	@ PHI*	40	30	303	75.0%	3	1	32	4/34	110.7	3	18	0	L 24-34			
10/29	DAL*	39	26	263	66.7%	1	1	41	4/27	83.6	1	0	0	L 19-33			
11/5	@ SEA*	31	21	247	67.7%	0	0	38	6/54	91.7	3	4	0	W 17-14			
11/12	MIN*	26	42	327	57.8%	1	1	36	1/14	78.7	4	5	2	L 30-38			
11/19	@ NO*	32	22	322	68.8%	3	0	40	2/22	132.6	3	11	0	L 31-34			
11/23	NYG*	31	19	242	61.3%	2	1	38	6/41	93.8	3	4	0	W 20-10			
11/30	@ DAL*	37	26	251	70.3%	2	2	33	4/27	84.4	3	6	0	L 14-38			
12/10	@ LAC*	27	15	151	55.6%	1	1	28	2/15	68.6	2	8	0	L 13-30			
12/17	ARI*	26	18	196	69.2%	2	0	36	1/9	116.8	2	0	0	W 20-15			
12/24	DEN*	37	19	299	51.4%	3	1	48	0/0	94.3	5	8	0	W 27-11			
12/31	@ NYG*	37	20	158	54.1%	0	3	20	3/22	31.1	1	12	1	L 10-18			
GP/GS: 16/16		540	347	4,093	64.3%	27	13	74	41/342	93.9	49	179	4				

2018	MIN	PASSING								RUSHING				
		Att.	Comp.	Yds.	Pct.	TD.	INT.	Lg.	Sk/Yds.	Rating	Rush	Yds	TD	Score
9/9	SF*	36	20	244	55.6%	2	0	34	3/17	95.1	4	26	0	W 24-16
9/16	@ GB*	48	35	425	72.9%	4	1	75t	2/13	118.8	2	5	0	T 29-29
9/27	BUF*	55	40	295	72.7%	1	1	19	4/18	83.6	2	2	0	L 6-27
10/7	@ LAR*	50	32	422	72.0%	3	0	45t	4/30	117.2	4	28	0	L 31-38
10/14	@ PHI*	37	30	301	81.1%	1	0	68	1/3	109.6	5	1	0	W 33-21
10/21	ARI*	34	24	233	70.6%	1	1	17	4/17	87.0	4	14	1	W 27-17
10/28	@ NYJ*	40	25	241	62.5%	2	0	34	1/13	95.9	2	-1	0	W 37-17
11/4	NO*	41	31	359	75.6%	2	1	31	4/21	107.7	2	3	0	L 30-20
11/11	DET*	22	18	164	81.8%	1	1	24	1/9	93.9	2	3	0	W 24-9
11/18	@ CHI*	46	30	262	65.2%	2	2	25	2/16	76.5	1	5	0	L 20-25
11/25	GB*	38	29	342	76.3%	3	0	33	2/17	129.5	6	17	0	W 24-17
12/2	@ NE*	44	32	201	72.7%	1	2	24	2/18	70.4	0	0	0	L 24-10
12/10	@ SEA*	33	20	208	60.6%	1	0	48	2/9	89.0	3	5	0	L 21-7
12/16	MIA*	21	14	215	66.6%	2	1	40t	2/17	112.2	5	7	0	W 41-17
12/23	@ DET*	28	21	253	75.0%	3	0	44t	2/13	137.9	1	1	0	W 27-9
12/30	CHI*	33	20	132	60.6%	1	0	18	4/31	79.4	1	7	0	L 10-24
GP/GS: 16/16		606	425	4,298	70.1%	30	10	75t	40/262	99.7	44	123	1	

2019	MIN	Att.	Comp.	Yds.	Pct.	TD.	INT.	Lg.	Sk/Yds.	Rating	Rush	Yds	TD	Score
9/8	ATL*	10	8	98	80.0%	1	0	31	1/1	140.8	6	4	1	W 28-12
9/15	@ GB*	32	14	230	42.8%	1	2	61	1/7	52.9	2	17	0	L 16-21
9/22	OAK*	21	15	174	71.4%	1	0	35	0/0	112.0	4	16	0	W 34-14
9/29	@ CHI*	36	27	233	75.0%	0	0	39	6/51	91.6	0	0	0	L 6-16
10/6	@ NYG*	27	22	306	81.5%	2	0	44	3/27	138.6	3	3	0	W 28-10
10/13	PHI*	29	22	333	75.9%	4	1	62t	1/8	138.4	2	0	0	W 38-20
10/20	@ DET*	34	24	338	70.6%	4	0	66	0/0	141.4	4	-3	0	W 42-30
10/24	WAS*	26	23	285	88.5%	0	0	39	3/12	112.3	2	2	0	W 19-9
11/3	@ KC*	38	19	220	50.0%	3	0	32	1/8	94.2	1	5	0	L 23-26
11/10	@ DAL*	32	23	220	71.9%	2	0	30	1/9	111.5	1	5	0	W 28-24
11/17	DEN*	35	29	319	82.9%	3	0	54t	5/35	133.2	2	1	0	W 27-23
12/2	@ SEA*	38	22	276	57.9%	2	1	58t	0/0	87.2	0	0	0	L 30-37
12/8	DET*	30	24	242	80.0%	1	0	44	1/8	111.4	1	-1	0	W 20-7
12/15	@ LAC*	25	19	207	76.0%	1	1	46	0/0	96.6	3	14	0	W 39-10
12/23	GB*	31	16	122	51.6%	1	1	28	5/40	58.8	0	0	0	L 10-23
12/29	CHI	DID NOT PLAY												
GP/GS: 15/15		444	307	3,603	69.1%	26	6	66	28/206	107.4	31	63	1	

2019 PLAYOFFS

1/5/20	@ NO*	31	19	242	61.3%	1	0	43	2/10	96.4	2	-1	0	W 26-20
1/11/20	@ SF*	29	21	172	72.4%	1	1	41	6/46	84.3	0	0	0	L 10-27
GP/GS: 2/2		60	40	414	66.7%	2	1	43	8/56	90.5	2	-1	0	

2020	MIN	Att.	Comp.	Yds.	Pct.	TD.	INT.	Lg.	Sk/Yds.	Rating	Rush	Yds	TD	Score
9/13	GB*	25	19	259	76.0%	2	1	37	2/11	118.6	4	34	0	L 34-43
9/20	@ IND*	26	11	113	42.3%	0	3	24	3/18	115.9	0	0	0	L, 11-28
9/27	TEN*	27	16	251	59.3%	3	2	71t	2/13	96.4	2	14	0	L, 30-31
10/4	@ HOU*	22	16	260	72.7%	1	0	39	3/12	127.1	4	5	0	W, 31-23
10/11	@ SEA*	39	27	249	69.2%	2	1	25	3/1	92.8	1	2	0	L, 26-27
10/18	ATL*	36	24	343	66.7%	3	3	49t	1/10	90.4	0	0	0	L, 23-40
11/1	@ GB*	14	11	160	78.6%	1	0	50t	1/9	138.1	0	0	0	W, 28-22
11/8	DET*	20	13	220	65.0%	3	0	35	1/8	141.7	0	0	0	W, 34-20
11/16	@ CHI*	36	25	292	69.4%	2	1	54	1/6	100.7	1	-1	0	W, 19-13
11/22	DAL*	30	22	314	73.3%	3	0	51	2/9	140.1	1	4	0	L, 28-31
11/29	CAR*	45	34	307	75.6%	3	0	25	2/16	115.7	3	19	0	W, 28-27
12/6	JAX*	43	28	305	65.1%	3	1	40	4/30	99.5	3	12	0	W, 27-24
12/13	@ TB*	37	24	225	64.9%	1	0	25	6/52	90.5	5	41	0	L, 14-26
12/20	CHI*	35	24	271	68.6%	2	1	30	3/22	98.6	3	25	0	L, 27-33
12/25	@ NO*	41	27	291	65.9%	3	0	25	2/17	110.9	0	0	0	L, 33-52
1/3	@ DET*	40	28	405	70.0%	3	0	40t	3/22	127.6	5	1	1	W, 37-35
GP/GS: 16/16		516	349	4,265	67.6%	35	13	71t	39/256	105.0	32	156	1	

COUSINS' CAREER 4TH-QUARTER/OVERTIME COMEBACK WINS/TIES (16)

Date	Opponent	Final Score	Pre Drive Score	QTR	Drive Start	Drive End	Scoring Play	Start LOS	Last LOS	Drive Plays	Net Yds	Time Poss.
12/9/12	Baltimore	31-28	20-28	4	4:47	0:29	Garcon 11t catch	WAS15	BAL11	13	85	4:18
		31-28	28-28	OT	13:23	11:37	Forbath 34 FG	BAL24	BAL16	3	8	1:46
10/4/15	Philadelphia	23-20	16-20	4	6:05	0:26	Garcon 4t catch	WAS0	PHI4	15	90	5:39
10/25/15	Tampa Bay	31-30	24-30	4	2:24	0:24	Reed 6t catch	WAS20	TB6	11	80	2:00
12/13/15	Chicago	24-21	21-21	4	1:24 (3)	14:07	Hopkins 47 FG	WAS 20	CHI29	7	51	2:17
9/25/16	NY Giants	29-27	26-27	4	7:53	1:51	Hopkins 37 FG	WAS25	NYG19	10	56	6:02
10/2/16	Cleveland	31-20	17-20	4	1:07(3)	10:39	Thompson 5t catch	WAS9	CLE5	10	91	5:28
		31-20	24-20	4	6:28	4:25	Jones 1t run	CLE39	CLE1	4	39	2:03
10/30/16	Cincinnati	27-27*	24-27	4	3:15	1:07	Hopkins 40 FG	WAS33	CIN22	10	45	2:08
11/13/16	Minnesota	26-20	20-20	4	12:54	9:33	Hopkins 50 FG	WAS8	MV32	7	60	3:21
12/11/16	Philadelphia	27-22	21-22	4	4:59	1:53	Thompson 25t run	WAS23	PHI25	8	77	3:06
9/17/17	LA Rams	27-20	20-20	4	7:16	1:49	Grant 11t catch	WAS30	LA11	10	70	5:27
10/15/17	San Francisco	26-24	17-17	4	3:01 (3)	10:34	Hopkins 21 FG	WAS25	SF3	16	72	7:27
		20-17	20-17	4	8:22	3:28	Cousins 7t run	WAS16	SF7	9	84	4:54
11/5/17	Seattle	17-14	10-14	4	1:34	0:59	Kelley 1t run	WAS30	SEA1	4	70	0:35
11/23/17	NY Giants	20-10	10-10	4	8:33	3:31	Doctson 14t catch	WAS40	NYG14	8	60	5:02
9/16/18	Green Bay	29-29*	21-29	4	1:45	0:36	Thielen 22t catch	MIN25	GB22	8	75	1:14
11/17/19	Denver	27-23	20-23	4	8:15	6:01	Rudolph 32t catch	MIN33	DEN32	5	67	2:14
1/5/20	New Orleans#	26-20	20-20	OT	15:00	10:40	Rudolph 4t catch	MIN25	N04	9	75	4:20
11/29/20	Carolina	28-27	21-27	4	1:51	0:46	Beebe 10t catch	MIN25	CAR10	7	75	1:05

* - game resulted in a tie following OT # - playoff game

FAST START UNDER CENTER

Kirk Cousins has shown his accuracy and poise during his 3 seasons in Minnesota and ranks among the all-time leading QBs in team history. In 2020, he threw the 2nd-most TD passes in club history for a season, and he is the franchise leader in passer rating among QBs with 1,500+ attempts.

VIKINGS COMPLETION % IN A SEASON

RK	PLAYER, SEASON	%
1	Sam Bradford, 2016	71.6%
2	Kirk Cousins, 2018	70.1%
3	Daunte Culpepper, 2004	69.2%
4	Kirk Cousins, 2019	69.1%

VIKINGS PASSER RATING IN A SEASON

RK	PLAYER, SEASON	PASSER RATING
1	Daunte Culpepper, 2004	110.9
2	Kirk Cousins, 2019	107.4
3	Brett Favre, 2009	107.2
4	Randall Cunningham, 1998	106.0
5	Kirk Cousins, 2020	105.0
6	Kirk Cousins, 2018	99.7

VIKINGS 400+ YARD PASSING GAMES IN A SEASON

RK	PLAYER, SEASON	400+ GAMES
1t	Kirk Cousins, 2018	2
1t	Daunte Culpepper, 2004	2
1t	Warren Moon, 1994	2

COMPLETIONS IN A GAME BY A VIKING

RK	PLAYER, GAME	COMPLETIONS
1	Kirk Cousins, vs. Buffalo, 9/23/18	40
2t	Tommy Kramer, vs. Cleveland, 12/14/80	38
2t	Tommy Kramer, vs. Green Bay, 11/29/81	38

30+ COMPLETION GAMES IN A CAREER BY A VIKING

RK	PLAYER	30+ COMPLETION GAMES
1	Kirk Cousins, 2018-Present	8
2	Sam Bradford, 2016-17	6
3	Tommy Kramer, 1977-89	6

ATTEMPTS IN A SEASON BY A VIKINGS PLAYER

RK	PLAYER, SEASON	ATTEMPTS
1t	Kirk Cousins, 2018	606
1t	Warren Moon, 1995	606
3	Warren Moon, 1994	601
4	Tommy Kramer, 1981	593

COMPLETIONS IN A SEASON BY A VIKING

RK	PLAYER, SEASON	COMP.
1	Kirk Cousins, 2018	425
2	Sam Bradford, 2016	395
3	Daunte Culpepper, 2004	379
4	Warren Moon, 1995	377

PASSING YARDS IN A SEASON BY A VIKING

RK	PLAYER, SEASON	PASS. YARDS
1	Daunte Culpepper, 2004	4,717
2	Kirk Cousins, 2018	4,298
3	Kirk Cousins, 2020	4,265
4	Warren Moon, 1994	4,264
5	Warren Moon, 1995	4,228

CAREER STARTS BY VIKINGS QUARTERBACKS

RK	PLAYER	STARTS
1	Fran Tarkenton	170
2	Tommy Kramer	110
3	Daunte Culpepper	80
4	Wade Wilson	48
5	Kirk Cousins	47

CAREER WINS BY VIKINGS QUARTERBACKS

RK	PLAYER	WINS/STARTS
1	Fran Tarkenton	91/170
2	Tommy Kramer	54/110
3	Daunte Culpepper	38/80
4	Brad Johnson	28/46
5	Wade Wilson	27/48
6	Kirk Cousins	25/47



27

CAMERON DANTZLER

2020 GP/GS

11/10

- Named to PFWA All-Rookie Team, the 1st Vikings CB to have the honor since Dewayne Washington in 1994.
- Only rookie defender in the NFL to record an INT, FF and FR in the same game in 2020.
- Played on a 7-on-7 team in high school with Vikings TE and fellow New Orleans native Irv Smith, Jr.

Career GP/GS

11/10

- Majored in human development and family sciences.
- Nicknamed "Needle" as a kid, sold custom t-shirts with a needle logo following the NFL Draft to benefit NoKid Hungry, a program that provides meals and nutrition education for families in need.
- Has a son, Cameron, Jr., and daughter, Carmyn.

Playoffs GP/GS

0/0

- Named All-Rookie by Pro Football Writers Association.

PRO

- Started 10 of 11 games played during rookie season in 2020.
- Selected in the 3rd round (#89 overall) of the 2020 NFL Draft, the 2nd of 5 DBs drafted by the Vikings.
- Joined Vikings 1st-round WR Justin Jefferson (#22 overall) of LSU from the Southeastern Conference as Vikings picks from the league in the opening 3 rounds.

2020: MINNESOTA VIKINGS

- Started 10 of 11 games played at CB, tying for 4th in the NFL among rookie DBs with 3 TFL, and his 2 INTs tied for 5th.
- Named to PFWA All-Rookie Team, the 1st Vikings CB to have the honor since Dewayne Washington in 1994.
- Helped tie a Vikings record as 1 of 6 rookies to start a game when he opened Christmas Day game at New Orleans (12/25).
- Joined fellow rookie CB Jeff Gladney as starters at CB.
- Started at RCB in NFL debut vs. Green Bay (9/13) and made 4 solo tackles as the only Vikings rookie to start in season opener.
- Inactive Weeks 2-3 due to a rib injury (9/20).
- Tallied 3 tackles in 2nd career start at Houston (10/4).
- Ranked 3rd on the team at Seattle with 5 tackles (10/11).
- Had career high 12 tackles and 2 TFLs vs. Atlanta (10/18).
- Placed on Reserve/COVID-19 on 10/28 and activated from list on 10/31.
- Had 2 tackles before exiting the game with a neck injury in the 1st quarter at Green Bay (11/1).
- Inactive Weeks 9-10 with a concussion.
- Had 4 tackles in both Weeks 11 and 12 and added a TFL and his 1st career pass defended vs. Carolina (11/29).
- Notched his 1st career INT off Mike Glennon in the 2nd quarter and later added a FF and FR vs. Jacksonville (12/6).
- Recorded 2nd INT, off Mitchell Trubisky, in the end zone for a touchback and had 3 tackles vs. Chicago (12/20).

COLLEGE

- Started final 22 games of the 35 he played for Bulldogs, all 13 games of the 2018 season and 9 games during 2019 before injuries sidelined him.
- Was a 2nd-Team All-SEC honoree by Associated Press as a sophomore in 2018.
- Bulldogs CB group in 2019 did not allow a TD pass as a unit.

POSITION: Cornerback
HEIGHT/WEIGHT: 6-2/188
DOB: 9-3-98
HOMETOWN: Hammond, LA

HIGH SCHOOL: St. Thomas Aquinas
COLLEGE: Mississippi State
ACQUIRED: D3 (#89) 2020
NFL/VIKINGS SEASON: 2/2

- Helped Bulldogs win the Egg Bowl rivalry games against Mississippi during the 2018 and 2019 regular seasons; posted career-high 9 tackles in his final game at MSU in cross-state rivalry against Ole Miss.
- Missed 2019 regular-season games vs. Kansas State, Texas A&M and Abilene Christian and Music City Bowl against Louisville, with team going 1-3 in the games he missed en route to a 6-7 mark overall.
- Snared 1st career INT off Heisman Trophy winner Lamar Jackson in 2017 TaxSlayer Bowl against Louisville, part of a 4-INT day against Jackson by the Bulldogs in the 31-27 win.
- Notched 1.5 career sacks, a full sack in 2018 when he hauled down Tua Tagovailoa vs. Alabama and shared a sack in 2019 of Heisman winner Joe Burrow vs. LSU.
- Helped MSU to an 8-5 mark and a berth in the Outback Bowl in 2018, falling to Iowa.
- Had a pair of INTs on the 2018 season, grabbing INTs against Florida and at LSU and shared a sack at LSU.
- MSU capped the 2017 season with a 9-4 mark and bowl win over Louisville.

PREP

- Ranked as a 3-star prospect by ESPN, Rivals and Scout as a QB and DB at St. Thomas Aquinas.
- Led club to a 12-1 mark and a berth in the state semifinals for the first time in school history.
- Ran for 1,901 yards and 26 TDs as a senior and threw for 1,381 yards and 11 TDs, helping him earn All-State in Class 2A, and was District 7-2A MVP.
- As a track standout, set school record and won state title in 2015 with a 23-3 1/4 long jump.

ROOKIE REAPS REWARDS

Cameron Dantzler earned a spot on the 2020 Pro Football Writers of America's All-Rookie team, joining an elite group of Vikings defensive backs who have garnered the honor. Dantzler snared both of his INTs in the final 5 games of the season despite missing 5 contests during the season due to injury. Dantzler and fellow 2020 Draft classmate Jeff Gladney both started the season opener vs. Green Bay. Dantzler and fellow rookie WR Justin Jefferson earned spots on the All-Rookie team for 2020, giving Mike Zimmer 7 All-Rookie honorees in his tenure with the team and Zimmer's 1st honoree in the defensive backfield.

VIKINGS DEFENSIVE BACKS ON PFWA ALL-ROOKIE TEAM

PLAYER, SEASON	POS
Dewayne Washington, 1994	CB
Orlando Thomas, 1995	S
Harrison Smith, 2012	S
Cameron Dantzler, 2020	CB

DANTZLER'S NFL TOTALS

Year	GP/GS	Solo	Asst.	Total	Sacks	INTs	PBU	TFL	QBH	FF/FR	Special Teams
2020 (Min)	11/10	35	10	45	0.0	2	3	3	0	1/1	0
Totals	11/10	35	10	45	0.0	2	3	3	0	1/1	0

SINGLE-GAME CAREER HIGHS (* - playoffs)

Tackles	11	vs. Atlanta, 10/18/20	Tackles for Loss	2	vs. Atlanta, 10/18/20
Solo Tackles	9	vs. Atlanta, 10/18/20	Passes Defended	1	3x, last vs. Chicago, 12/20/20
Interceptions	1	2x, last vs. Chicago, 12/20/20	Forced Fumbles	1	vs. Jacksonville, 12/6/20
Fumbles Recovered	1	vs. Jacksonville, 12/6/20			

DANTZLER'S CAREER GAME-BY-GAME (*starts)

2020	MIN	U	A	T	TFL	SK	QH	FF	FR	INT	PD
9/13	GB*	4	0	4	0.0	0.0	0	0	0	0	0
9/20	@ IND	INACTIVE									
9/27	TEN	INACTIVE									
10/4	@ HOU*	4	0	4	0	0.0	0	0	0	0	0
10/11	@ SEA*	4	1	5	0	0.0	0	0	0	0	0
10/18	ATL*	9	2	11	2	0.0	0	0	0	0	0
11/1	@ GB*	2	0	2	0	0.0	0	0	0	0	0
11/8	DET	INACTIVE									
11/16	@ CHI	INACTIVE									
11/22	DAL	0	4	4	0	0.0	0	0	0	0	0
11/29	CAR*	2	2	4	1	0.0	0	0	0	0	1
12/6	JAX*	3	1	4	0	0.0	0	1	1	1	1
12/13	@ TB*	2	0	2	0	0.0	0	0	0	0	0
12/20	CHI*	3	0	3	0	0.0	0	0	0	1	1
12/25	@ NO*	1	0	1	0	0.0	0	0	0	0	0
1/3/20	@ DET	INACTIVE									
GP/GS: 11/10	35	10	45	3	0.0	0	1	1	2	3	

DANTZLER'S INTERCEPTIONS

GAME	QB	INT (YDS)
vs. Jacksonville, 12/6/20	Mike Glennon	1 (0)
vs. Chicago, 12/20/20	Mitchell Trubisky	1 (TB)
Total		2 (0)



Cameron Dantzler earned All-Rookie honors from the Pro Football Writers of America in 2020, only the 2nd CB and 4th DB in team history to be recognized. Dantzler had 2 INTs on the season, including this one vs. Chicago (12/20/20).



42

ANDREW DEPAOLA

POSITION: Long Snapper
HEIGHT/WEIGHT: 6-1/220
DOB: 7-28-87
HOMETOWN: Parkton, MD

HIGH SCHOOL: Hereford
COLLEGE: Rutgers
ACQUIRED: FA 2020
NFL/VIKINGS SEASON: 7/2

2020 GP/GS 7/0 Career GP/GS 72/0 (48/0 - TB, 16/0 - CHI, 1/0-OAK, 7/0 - MIN) Playoffs GP/GS 0/0

- Took over long-snapping duties for the Vikings in the final 7 games of 2020.
- Was out of football in 2019 but returned in 2020 with Vikings.
- Capped Rutgers career in 2009 but did not roster on an NFL team until 2014.

OFF THE FIELD

- Married to high school sweetheart Amy, couple has a daughter, Grace, and son, Andrew III.
- Earned degree in labor relations from Rutgers.
- Sister, Ashley, was a Baltimore Ravens cheerleader.
- Teammates at Rutgers with younger brother, Nick.
- Brother, Vince, played football at Towson.
- Between leaving Rutgers in 2010 and making an NFL roster in 2014 he worked as his families pub and at Best Buy.

PRO

- Handled long-snapping duties for Chicago in 2017 after spending 3 seasons (2014-16) with Tampa Bay.
- Spent the 2012 and 2013 training camps with the Buccaneers prior to serving as the primary long snapper from 2014-16.
- Entered NFL in 2012 as a rookie free agent with Tampa Bay.

2020: MINNESOTA VIKINGS

- Appeared in 7 games and had 1 special teams tackle in 2020 after becoming the Vikings everyday long snapper in Week 11.
- Signed to the Vikings practice squad on 11/21.
- Made his Vikings debut vs. Dallas after being elevated from the practice squad for the Week 11 matchup (11/22).
- Standard elevation from practice squad to active roster on 11/28, the day before playing vs. Carolina.
- Served as the Vikings long snapper as K Dan Bailey went 2/2 on FGs and PAT attempts and P Britton Colquitt averaged 51.0 yards on 3 punts vs. Carolina (11/29).
- Signed to Vikings active roster on 12/2.
- Made lone special teams tackle of season at Detroit (1/3).

2019

- Was not on an NFL team in 2019.
- Spent offseason and training camp with Oakland, released on 8/25.
- Signed on 8/28 by Carolina and released 8/30.

2018: OAKLAND RAIDERS

- Had season-ending ACL tear in season opener, going on Injured Reserve on 9/13.
- Signed as a free agent with Oakland on 3/16.

2017: CHICAGO BEARS

- Played in all 16 games for Chicago after spending all of training camp and preseason with Tampa Bay.
- Pat O'Donnell set career highs in punts (87), yards (4,7087) and average (47.0), finishing in the top-10 in the league in each category.

2016: TAMPA BAY BUCCANEERS

- Played in all 16 contests for the 3rd consecutive season.
- Snapped for K Roberto Aguayo in his rookie season as he

connected on 32-of-34 PATs.
• Bryan Anger finished 3rd in the league with 37 punts inside the 20 in his 1st season with the Buccaneers.

2015: TAMPA BAY BUCCANEERS

- Played in all 16 contests and recorded 4 special teams tackles for the 2nd straight year.
- Jake Schum set career high with 56 punts for 2,348 yards.
- Recorded 1 special teams tackle vs. Tennessee (9/13).
- Made 1 tackle and snapped for 7 punts at Houston (9/27).

2014: TAMPA BAY BUCCANEERS

- Played in all 16 games and had 4 special teams tackles.
- Made NFL debut and had 1 tackle vs. Carolina (9/7).
- Registered 1 stop on special teams vs. both New Orleans (10/5) and Minnesota (10/26).
- Made 1 tackle on special teams at Carolina (12/14).

2013: TAMPA BAY BUCCANEERS

- Spent offseason and training camp with team.

2012: TAMPA BAY BUCCANEERS

- Signed as a free agent 8/12, released 8/27.

COLLEGE


- Appeared in 39 games during his career at Rutgers (2005-09), including every game his final 3 seasons.
- Rutgers went 36-16 during his tenure, winning 4 straight bowl games, playing under head coach Greg Schiano.
- While serving as holder in 2007, threw a 15-yard TD pass vs. South Florida on a fake FG.
- Recorded 5 tackles (5 solo) during the 2009 season, his lone season as the full-time long snapper.
- Was on depth chart as a QB early in college career, moving to WR in 2008 and took over long snapping duties when regular snapper was injured.
- Served as the primary holder for FGs from 2006-08.
- Redshirted as a true freshman in 2005.

PREP

- Helped Hereford High School in Parkton, Md., to the 2A state title as a sophomore and runner-up finish as a senior.
- Was a 3-year starter at QB.
- Threw for 2,092 yards with 22 TDs as a senior, earning All-Metro and All-State honors.
- Earned All-County honors twice and County Offensive Player of the Year by the *Baltimore Sun*.
- Earned All-Metro honors as a baseball player.

DEPAOLA'S NFL TOTALS

Year	GP/GS	SPECIAL TEAMS TACKLES				
		Solo	Asst	Total	FF	FR
2014 (TB)	16/0	4	0	4	0	0
2015 (TB)	16/0	4	0	4	0	0
2016 (TB)	16/0	0	0	0	0	0
2017 (CHI)	16/0	0	0	0	0	0
2018 (OAK)	1/0	0	0	0	0	0
2020 (MIN)	7/0	1	0	1	0	0
Total	72/0	9	0	9	0	0



86

BRANDON DILLON

POSITION: Tight End
HEIGHT/WEIGHT: 6-5/250
DOB: 4-30-97
HOMETOWN: Flora, IN

HIGH SCHOOL: Carroll
COLLEGE: Marian
ACQUIRED: UDFA 2019
VIKINGS SEASON: 2/2

2020 GP/GS
3/0

Career GP/GS
4/0

Playoffs GP/GS
0/0

- Saw action in 3 games for Vikings in 2020, catching his 1st career pass vs. Carolina (11/29) in comeback victory.
- Just the 2nd player to make an NFL roster out of Marian University, an NAIA school in Indianapolis.

OFF THE FIELD

- Earned degree in business management from Marian, graduating in a private ceremony on campus the day before departing for Vikings rookie minicamp.
- Younger brother, Darren, plays football at Marian.

PRO

- Played in 3 games in 2020 and caught 1st career pass vs. Carolina (11/29).
- Made the Vikings 2019 opening day 53-man roster and made debut vs. Atlanta (9/8), on offense and special teams.
- Signed to the Vikings practice squad on 9/11/19 after being waived by the club on 9/10/19.
- Signed with Minnesota as an undrafted free agent on 5/3/19.

2020: MINNESOTA VIKINGS

- Played in career-high 3 games and caught a pass in his 2nd season with the Vikings.
- Activated from practice squad to active roster via COVID-19 replacement (11/16).
- Saw action in the Vikings MNF win at Chicago (11/16).
- Standard elevation from practice squad to roster on 11/28.
- Had 1st career catch for 6 yards in win over Carolina (11/29).

2019: MINNESOTA VIKINGS

- Debuted vs. Atlanta (9/8), on offense and special teams.
- Named to the Vikings active roster to begin the 2019 season after a standout training camp.
- Signed to the Vikings practice squad on 9/11 after being waived by the club on 9/10 and spent rest of regular season and

both playoff games on practice squad.

- Signed with Minnesota as an undrafted free agent on 5/3.

COLLEGE

- Standout at small NAIA school Marian, located in Indianapolis, earning 1st-Team All-Mid State Football Association honors as a junior and senior. Marian went 40-7 in his tenure.
- Part of successful Marian program that won NAIA national title as a freshman in 2015 with a 12-2 mark, topping Southern Oregon for the national title.
- Helped Crusaders to NAIA playoffs as a senior, going 10-1.
- Is the 2nd Marian player to sign an NFL contract, joining WR Krishawn Hogan.
- Garnered NAIA All-America as a senior with 35 catches for 603 yards (17.2 avg) with 5 TDs while playing in all 11 games.
- Selected to play in the NFLPA Collegiate Bowl.
- As a junior was All-MSFA choice with 34 catches for 532 yards and 4 TDs as squad went 7-3.

PREP

- Went to tiny Class 1A Carroll High in Flora, IN, the smallest class in Indiana, and had 70 students in his class.
- Named Class 1A All-State in football as a junior and senior and All-Area both years in basketball along with being a standout in baseball.

DILLON'S NFL TOTALS

Year	GP/GS	RECEIVING				
		No.	Yds.	Avg.	Lg.	TD
2019 (MIN)	1/0	0	0	0.0	0	0
2020 (MIN)	3/0	1	6	6.0	6	0
Total	4/0	1	6	6.0	6	0

DILLON'S CAREER GAME-BY-GAME (*starts)

2019	MIN	No.	Yards	Avg.	Long	TD
9/8	ATL	0	0	0.0	0	0
9/15	@ GB	PRACTICE SQUAD				
9/22	OAK	PRACTICE SQUAD				
9/29	@ CHI	PRACTICE SQUAD				
10/6	@ NYG	PRACTICE SQUAD				
10/13	PHI	PRACTICE SQUAD				
10/20	@ DET	PRACTICE SQUAD				
10/24	WAS	PRACTICE SQUAD				
11/3	@ KC	PRACTICE SQUAD				
11/10	@ DAL	PRACTICE SQUAD				
11/17	DEN	PRACTICE SQUAD				
12/2	@ SEA	PRACTICE SQUAD				
12/8	DET	PRACTICE SQUAD				
12/15	@ LAC	PRACTICE SQUAD				
12/23	GB	PRACTICE SQUAD				
12/29	CHI	PRACTICE SQUAD				
GP/GS:	1/0	0	0	0.0	0	0
2019 PLAYOFFS						
1/5	@ NO	PRACTICE SQUAD				
1/11	@ SF	PRACTICE SQUAD				
GP/GS:	0/0	0	0	0.0	0	0

2020	MIN	No.	Yards	Avg.	Long	TD
9/13	GB	PRACTICE SQUAD				
9/20	@ IND	PRACTICE SQUAD				
9/27	TEN	PRACTICE SQUAD				
10/4	@ HOU	PRACTICE SQUAD				
10/11	@ SEA	PRACTICE SQUAD				
10/18	ATL	PRACTICE SQUAD				
11/1	@ GB	PRACTICE SQUAD				
11/8	DET	PRACTICE SQUAD				
11/16	@ CHI	0	0	0.0	0	0
11/22	DAL	PRACTICE SQUAD				
11/29	CAR	1	6	6.0	6	0
12/6	JAX	0	0	0.0	0	0
12/13	@ TB	INJURED RESERVE				
12/20	CHI	INJURED RESERVE				
12/25	@ NO	INJURED RESERVE				
1/3	@ DET	INJURED RESERVE				
GP/GS:	3/0	1	6	6.0	6	0



46

MYLES DORN

POSITION: Safety
HEIGHT/WEIGHT: 6-2/205
DOB: 6-25-98
HOMETOWN: Charlotte, NC

HIGH SCHOOL: Vance
COLLEGE: North Carolina
ACQUIRED: UDFA 2020
NFL/VIKINGS SEASON: 2/2

2020 GP/GS

0/0-IR

Career GP/GS

0/0

Playoffs GP/GS

0/0

- Father, Torin, played 6 seasons with Oakland and St. Louis, he wears #46 in honor of his dad's NFL jersey number.
- Brother, Torin, Jr., played basketball at NC State.

PREP

- Standout on offense and defense at Vance High in Charlotte, was ranked as the #14 player in North Carolina by Rivals and the #17 safety in the country.

OFF THE FIELD

- Is a 2nd-generation NFL player and UNC Tar Heel; his father, Torin, played 6 seasons in the NFL with Oakland and St. Louis as a DB after playing RB and DB in Chapel Hill from 1986-89.
- Mother is a UNC graduate and brother, Torin, Jr., played basketball at North Carolina State and currently plays professionally in Poland.
- Majored in communications.
- Teammates at UNC with Vikings FB Jake Bargas and Vikings LB Chazz Surratt.

PRO

- Waived on 9/5/20 with an injury and placed on the Vikings Reserve/Injured list on 9/6.
- Signed as an undrafted free agent on 4/27/20.

2020: MINNESOTA VIKINGS

- Went through training camp with Vikings before being sidelined by injury.
- Joined Vikings as a rookie free agent following the 2020 Draft.

COLLEGE


- Started all 33 games he played over his final 3 games at UNC and had a pair of INTs as a sophomore and junior, picking off Virginia and Duke in 2018, and had a career-high 2 INT against Notre Dame as a sophomore in 2017.
- Earned Honorable Mention All-ACC as a senior when he ranked 3rd on the team with 83 tackles and led with 6 PBU.
- Ranked 3rd on team as a sophomore with 71 tackles and added 55 as a junior. As a true freshman in 2016 he had 32 tackles and played in all 13 games.



Myles Dorn's father, Torin, also played at North Carolina and had a 6-year NFL career with the Raiders and Rams. Myles wears #46 as a tribute to his dad.

DORN'S NFL TOTALS

Year	GP/GS	Solo	Asst.	Total	Sacks	INTs	PBU	TFL	QBH	FF/FR	Special Teams
2020 (Min)	0/0			INJURED RESERVE							
Totals	0/0										



78

DAKOTA DOZIER

POSITION: Guard
HEIGHT/WEIGHT: 6-4/312
DOB: 4-30-91
HOMETOWN: West Columbia, SC

HIGH SCHOOL: Brookland-Cayce
COLLEGE: Furman
ACQUIRED: FA 2019
NFL/VIKINGS SEASON: 8/3

2020 GP/GS 16/16
Career GP/GS 70/27 (38/7 - NY), 32/20 - MIN)
Playoffs GP/GS 2/0 - MIN
Set career-high with 16 starts (all at LG) in 2020.
Recognized by Jets equipment staff and past winners with the club's Bill Hampton Award (2014), given to the rookie who most conducts himself as a professional in the locker room.

OFF THE FIELD

- In November 2019, helped give away 250 turkeys with other Vikings offensive linemen at The Salvation Army-Citadel Worship and Service Center in St. Paul.
Majored in health sciences at Furman.
Married his Furman University crush, Haley.

PRO

- Originally drafted by the NY Jets in the 4th Round (#137) of the 2014 NFL Draft.
Re-signed with the Jets on 4/6/18 as a UFA.
Signed with Minnesota on 4/4/19.
Re-signed with Minnesota on 3/30/20.

2020: MINNESOTA VIKINGS

- Made 16 starts at LG as the Vikings offense totaled the 7th-most rushing yards (2,283) and the 2nd-most scrimmage yards (6,548) in team history.
Vikings ranked #4 in NFL total offense, a 12-spot jump from 2019 and scored 55 offensive TDs, the 2nd-best mark in team history behind the 1998 squad.
Helped RB Dalvin Cook rush for 1,557 yards, the 3rd-best mark in Vikings history and the 2nd-most in the NFL for the year.
Cook had 16 rushing TDs, the 2nd-best season mark in Vikings history, and earned a 2nd-straight Pro Bowl berth.
Cook tied a team record in win at Green Bay (11/1) by scoring 4 TDs in a game (3 rushing, 1 receiving), only the 3rd time in Vikings history the feat has been accomplished.
Helped rookie WR Justin Jefferson re-write the NFL and team record book en route to 2nd-Team Associated Press All-Pro honors and a Pro Bowl berth.
Protected QB Kirk Cousins as he threw for a career-high 35 TD passes and a 105.0 passer rating, the 2nd-most TD passes in a season by a Vikings QB and the 1st time in team history a QB had consecutive seasons with a 100+ passer rating.

2019: MINNESOTA VIKINGS

- Set then-career-high for starts with 4 at LG, RG and C.
Helped Dalvin Cook break the 1,000-yard mark for the 1st time in his career and earn Pro Bowl berth.
Made his Vikings debut vs. Atlanta (9/8), appearing as an extra tackle and on special teams.
Made the 1st start of his Vikings career at Green Bay (9/15), filling in at LG for an injured Pat Elflein.
Started his 3rd game of the season vs. Philadelphia (10/13), filling in for an injured Josh Kline at RG.
Started at RG in place of Kline in the 27-23 Vikings win vs. Denver (11/17) as team came back from 20-0 deficit in 2nd half.
Played extensively at C vs. Chicago (12/29).
Made his NFL postseason debut in the Wild Card win at New Orleans (1/5/20) and in Divisional game at San Francisco (1/11/20), playing on special teams.

2018: NEW YORK JETS

- Appeared in the last 6 games of the season, with 2 starts.
Saw action at FB throughout the last 5 games of the season.
Made his 1st start of the season at Tennessee (12/2), filling in at LG for an injured James Carpenter.
Started as an extra offensive lineman vs. Green Bay (12/23).

2017: NEW YORK JETS

- Played in 14 games and made 3 starts.
Saw extended playing time vs. Oakland (9/17), filling in for an injured Brian Winters.
In his 1st start of the season vs. Miami (9/24), he was a part of the offensive line that helped block for Josh McCown as he completed 18 of 23 passes for 249 yards and a TD.
Offense had 354 passing yards vs. New England (10/15).
At home vs. Buffalo (11/2), saw snaps on an offensive line that blocked for a run game that gathered 194 yards.
Started at RG vs. LA Chargers (12/24); team rushed for 197 yards and 1 TD on 30 carries (6.6 average).

2016: NEW YORK JETS

- Appeared in 13 games on the season, starting the final 2.
Made his 1st career start at New England (12/24) in place of injured RG Brian Winters.

2015: NEW YORK JETS

- Appeared in his first 5 NFL games, mostly on special teams.
Saw his 1st offensive time vs. Cleveland (9/13) subbing in for injured C Nick Mangold in the 3rd quarter.

2014: NEW YORK JETS

- Spent the entire season on the Jets active roster but was inactive for 15 of 16 games.
Recognized by the team's equipment staff and past winners with the club's Bill Hampton Award, given to the rookie who most conducts himself as a professional in the locker room.

COLLEGE

- Appeared in 45 games with 44 career starts at Furman, making 43 starts at LT and 1 start at LG during his 4-year career.
Started in all 14 games and served as co-captain of Furman's 2013 Southern Conference championship team.

PREP

- Played both OL/DL at Brookland-Cayce HS in South Carolina.
Earned all-region, all-area and all-state honors.

DOZIER'S CAREER GAMES/STARTS

Table with 2 columns: Year and GP/GS. Rows include 2014-2019, Playoffs, 2020 (Min), and Totals.



45

TROY DYE

POSITION: Linebacker
HEIGHT/WEIGHT: 6-3/231
DOB: 9-18-96
HOMETOWN: Norco, CA

HIGH SCHOOL: Norco
COLLEGE: Oregon
ACQUIRED: D4c (#89) 2020
NFL/VIKINGS SEASON: 2/2

2020 GP/GS
11/5

Career GP/GS
11/5

Playoffs GP/GS
0/0

Only player in Oregon history to lead the team in tackles 4 straight seasons (2016-19); finished 3rd in program history in career tackles (397).

OFF THE FIELD

- Father, Mark, played football at San Jose State and spent time in Houston Astros minor league system.
Older brother, Tony, was a S at UCLA and played in the NFL from 2012-14, including with the Bengals where he played for Mike Zimmer.
Older brother, Jordan, played WR at Sterling College in Kansas and younger brother, Travis, is a RB at Oregon.

PRO

- Drafted by Minnesota in the 4th Round (#132).
Placed on Reserve/Injured list on 9/24.
Designated for return from Reserve/Injured on 10/26 and activated on 10/31.

2020: MINNESOTA VIKINGS

- Appeared in 11 games (5 starts), finishing with 27 tackles, one QBH and 2 PDs. Also had a ST tackle.
Made NFL debut in season opener vs. Green Bay (9/13).
Started games at Green Bay (11/1), vs. Detroit (11/8), vs. Carolina (11/29), at Tampa Bay (12/13) and vs. Chicago (12/20).
Placed on Reserve/Injured list on 9/24.
Designated for return from IR on 10/26, activated on 10/31.

- Started 1st career game at Green Bay and had 1 tackle as the Vikings upset the Packers, 28-22 (11/1).
Had 4 tackles vs. Detroit (11/8).
Made 2 tackles, 1st QBH and PD at Chicago on MNF (11/16).
Tallied 4 solo tackles vs. Jacksonville (12/6).
Recorded a career-high 6 tackles vs. Chicago (12/20).
Had 4 tackles and a PD at Detroit (1/3).

COLLEGE

- Left UO 2nd among Power Five players with 397 career tackles and had 19 games with 10+ tackles, tying a school record.
Started 48 of 50 career games for Ducks, notching 397 tackles, 15 sacks, 5 INTs, 14 PBU, 44 TFL, 3 FF, 1 FR. Best season was 2018 with 115 tackles, 2 sacks and 1 INT. Started 39 straight games from 2017-19.
Named Associated Press All-Pac-12 1st Team in 2019, Coaches All-Pac-12 2nd Team in 2017 and 2018 and Coaches All-Pac-12 Honorable Mention in 2016.
Played the final 8 games of his career with a cast on his right hand due to a broken thumb and finished his senior season.
Helped Oregon improve its record every year on campus going 4-8 in 2016, 7-6 in 2017 (Las Vegas Bowl loss to Boise State), 9-4 in 2018 (RedBox Bowl win over Michigan State) and 12-2 in 2019 (Rose Bowl win over Wisconsin).

PREP

- Enrolled early at Oregon in January 2016, a consensus 3-star.
First-team All-CIF and Co-Defensive Player of the Year in the Big VIII League as a senior.

DYE'S NFL TOTALS

Table with 12 columns: Year, GP/GS, Solo, Asst., Total, Sacks, INTs, PBU, TFL, QBH, FF/FR, Special Teams. Row 1: 2020 (Min) 11/5, 13, 14, 27, 0.0, 0, 2, 0, 1, 0/0, 1. Row 2: Totals 11/5, 13, 14, 27, 0.0, 0, 2, 0, 1, 0/0, 1.

DYE'S CAREER GAME-BY-GAME (*starts)

Table with 12 columns: Year, Team, U, A, T, TFL, SK, QH, FF, FR, INT, PD. Rows include games from 9/13 to 1/3/20, ending with GP/GS: 11/5, 13, 14, 27, 0, 0.0, 1, 0, 0, 0, 2.



20

JEFF GLADNEY

POSITION: Cornerback
HEIGHT/WEIGHT: 5-10/191
DOB: 12-12-96
HOMETOWN: New Boston, TX

HIGH SCHOOL: New Boston
COLLEGE: Texas Christian
ACQUIRED: D1b (#31) 2020
NFL/VIKINGS SEASON: 2/2

2020 GP/GS

16/15

Career GP/GS

16/15

Playoffs GP/GS

0/0

- Started 15 games as a Vikings rookie, the 2nd-most by a CB in team history behind Dewayne Washington's 16 in 1994.
- Started most games in Vikings 2020 rookie class.

OFF THE FIELD

- Majored in criminal justice.
- Served on the TCU football program's leadership council.
- Grew up in New Boston, TX, in northeast Texas with a population of fewer than 5,000.

PRO

- Started 15 games as a Vikings rookie, the 2nd-most by a CB in team history behind Dewayne Washington's 16 in 1994.
- Helped tie a Vikings record when 6 rookies were in the starting lineup at New Orleans (12/25/20).
- Drafted in 1st round (#31), the 1st of 5 DBs team took in 2020.
- The 1st TCU player ever drafted by the Vikings in the 1st round and just the 8th TCU player in the 1st round since 1960.
- The 1st player ever drafted by the Vikings at #31 spot since the pick has fallen in the 1st round.

2020: MINNESOTA VIKINGS

- Appeared in 16 games (15 starts), finishing with 81 tackles, 3 PDs, 2 QBHs, 1 FF and 7 TFLs. He led all rookie DBs with 7 TFLs.
- Helped tie a Vikings record when he was part of 6 Vikings rookie starters at New Orleans (12/25).
- Started 15 games as a Vikings rookie, the 2nd-most by a CB in team history behind Dewayne Washington's 16 in 1994.
- Had 3+ tackles in each of the final 15 games of the season.
- Made NFL debut in season opener vs. Green Bay (9/13).
- Earned 1st career NFL start at Indianapolis and tied for 3rd on the team with 6 tackles (9/20).
- Made 5 solo tackles and 1st career tackle for loss in 2nd start vs. Tennessee (9/27).
- Finished 4th on the team with 5 tackles, a TFL and PD in Vikings 1st win of the season at Houston (10/4).
- Recorded 3 tackles at Seattle (10/11).
- Tallied career-high 8 tackles and a FF vs. Atlanta (10/18).
- Tied for 2nd on the team with 8 tackles as Minnesota upset Green Bay, 28-22 at Lambeau Field (11/1).
- Had 7 tackles and 1 TFL vs. Detroit (11/8).
- Posted 6 tackles and 1 TFL vs. Carolina (11/29).

COLLEGE

- Closed his career with 42 starts, the most among his Horned Frogs teammates.
- Helped TCU to an 11-3 mark in 2017 and win over Stanford in the Alamo Bowl in the most successful season during his tenure. Team was 7-6 with bowl win over California in 2018 and posted 5-7 mark in 2019.
- Pro Football Focus rated him #1 in the Big 12 in lowest passer rating allowed (46.9) with a minimum of 200 coverage snaps during the 2018 season.
- Ranked #1 in the Big 12 by only surrendering a reception every 16.5 coverage snaps as a redshirt junior.
- Honorable-Mention All-Big 12 in 2017.
- Played in 12 games with 8 starts as a redshirt freshman.
- Redshirted as a true freshman.

PREP

- A 3-star recruit rated by Scout.com as the No. 11 cornerback in the state and No. 81 in the country.
- District 7-3A Most Valuable Player as a senior.
- Had 570 receiving yards and 9 TDs as a junior, when he was also 1st-Team All-District DB.
- Helped lead New Boston that year to the state semifinals for the first time in school history.

GLADNEY'S NFL TOTALS

Year	GP/GS	Solo	Asst.	Total	Sacks	INTs	PBU	TFL	QBH	FF/FR	Special Teams
2020 (Min)	16/15	63	18	81	0.0	0	3	7	2	1/0	0
Totals	16/15	63	18	81	0.0	0	3	7	2	1/0	0

SINGLE-GAME CAREER HIGHS (* - playoffs)

Tackles 8 2x, Last at Green Bay, 11/1/20
 Solo Tackles 7 vs. Atlanta, 10/18/20
 Forced Fumbles 1 vs. Atlanta, 10/18/20
 Tackles for Loss 2 at Chicago, 11/16/20
 Passes Defensed 1 (3x) last at Detroit, 1/3/21
 Quarterback Hits 1 (2x) last at Tampa Bay, 12/13/20

GLADNEY'S CAREER GAME-BY-GAME (*starts)

2020	MIN	U	A	T	TFL	SK	QH	FF	FR	INT	PD
9/13	GB	0	0	0	0	0.0	0	0	0	0	0
9/20	@ IND*	6	0	6	0	0.0	0	0	0	0	0
9/27	TEN*	5	0	5	1	0.0	0	0	0	0	1
10/4	@ HOU*	5	0	5	1	0.0	0	0	0	0	1
10/11	@ SEA*	2	1	3	0	0.0	0	0	0	0	0
10/18	ATL*	7	1	8	0	0.0	0	1	0	0	0
11/1	@ GB*	6	2	8	0	0.0	0	0	0	0	0
11/8	DET*	5	2	7	1	0.0	0	0	0	0	0
11/16	@ CHI*	4	0	4	2	0.0	0	0	0	0	0
11/22	DAL*	3	2	5	0	0.0	0	0	0	0	0
11/29	CAR*	4	2	6	1	0.0	0	0	0	0	0
12/6	JAX*	3	2	5	0	0.0	1	0	0	0	0
12/13	@ TB*	3	2	5	0	0.0	1	0	0	0	0
12/20	CHI*	4	2	6	1	0.0	0	0	0	0	0
12/25	@ NO*	4	2	6	0	0.0	0	0	0	0	0
1/3/20	@ DET*	3	0	3	0	0.0	0	0	0	0	1
GP/GS:	16/15	63	18	81	7	0.0	2	1	0	0	3



30

C.J. HAM

POSITION: Fullback
HEIGHT/WEIGHT: 5-11/235
DOB: 7-22-93
HOMETOWN: Duluth, MN

HIGH SCHOOL: Denfeld
COLLEGE: Augustana (SD)
ACQUIRED: UDFA 2016
NFL/VIKINGS SEASON: 6/6

2020 GP/GS

15/11

Career GP/GS

62/21

Playoffs GP/GS

4/1

- Named to his 1st career Pro Bowl in 2019 after posting career-highs in starts (7), receptions (17) and receiving yards (149) and helping pave the way for Dalvin Cook to rush for 1,135 yards and also earn a Pro Bowl berth.
- Played against Vikings WR Adam Thielen in high school and college before joining as teammates with the Vikings.
- Honored his mother, Tina, during My Cause My Cleats game in 2019 with a message of support for pancreatic cancer victims. She was able to attend the game in person, a win over Detroit.

OFF THE FIELD

- Earned degree in physical education and health in spring 2016.
- Aspires to a career in mentoring youth and working with nonprofit organizations.
- Joined teammates and Vikings ownership in bringing a group of students to the U.S. Holocaust Memorial Museum in Washington, D.C.; in spring 2019 to grow understanding and empathy for the tragedy.
- Grandfather was a Golden Gloves boxer and a Navy veteran.
- Cousin serves in the U.S. Army.
- Wife, Stephanie, played soccer at Augustana.
- The couple has 2 daughters and a son.
- The couple surprised a family from the Boys & Girls Clubs with Christmas gifts and a dinner at the team's facility in December 2018 and 2019.
- Joins fellow Minnesota natives Adam Thielen (Detroit Lakes), Ryan Connelly (Eden Prairie) and Shane Zylstra (New London-Spicer) on the 2021 Vikings.

HONORS

- Named to his 1st career Pro Bowl in 2019.
- Named the Minnesota Vikings 2018 Special Teams Player of the Year at annual Minnesota Football Honors program.

PRO

- Paved the way for Dalvin Cook to earn consecutive Pro Bowl berths in 2019 and 2020.
- Core member of Vikings special teams units.

- Re-signed with Vikings on 3/10/20.
- Originally joined Vikings on 5/10/16, following Vikings rookie camp, signing with the team as a free agent after competing in the rookie camp on a tryout basis.
- Signed to Minnesota's practice squad on 9/4/16 after being released by the team on 9/3/16.
- Signed to the Vikings active roster on 12/23/16 and dressed for his first game at Green Bay (12/24/16).

2020: MINNESOTA VIKINGS

- Started career-high 11 games, played in 15 and saw action on career-high 404 offensive snaps.
- Helped Dalvin Cook to one of the best seasons in team history by a RB, ranking 2nd in the NFL with 1,557 rushing yards and scoring 16 TDs on the ground, the 3rd and 2nd-best marks in Vikings history, respectively.
- The Vikings offense scored 55 TDs, the 2nd-best mark in club history, and ranked #4 in the NFL in total offense, a 12-spot jump from 2019 and the highest ranking since 2004.
- Caught career-long 12-yard TD in win vs. Jacksonville (12/6).
- Started the season opener vs. Green Bay (9/13).
- Had career-long run of 10 yards, 2 special teams tackles vs. Carolina (11/29).
- Recorded an 11-yard catch vs. Tennessee (9/27).
- Caught 3 passes for 22 yards at Tampa Bay (12/13).
- Made 2 catches for 44 yards at Detroit (1/3).

2019: MINNESOTA VIKINGS

- Named to 1st career Pro Bowl.
- Played in all 16 games, starting 7.
- Appeared on 354 offensive snaps, finishing the regular season with 7 carries for 17 yards and a career-high 17 receptions for 149 yards.
- Had 4 special teams tackles on the season.
- Helped pave the way for Dalvin Cook's career-high 154 rushing yards at Green Bay (9/15).
- In his 5th career start, led a rushing attack that totaled a season-high 211 yards and 3 TDs vs. Oakland (9/22).
- Started his 3rd game of the season at Chicago (9/29).

establishing a new career high.

- Scored the 2nd TD and 1st receiving TD of his career at Detroit (10/20) on a 5-yard TD pass from Kirk Cousins. Also set career highs with a long rush of 9 yards and 9 total rushing yards with a 9-yard rumble on 3rd-and-short.
- Started his 4th game of the season at Kansas City (11/3), catching a then-career-long 32-yard pass.
- Started at Seattle (12/2), had a career-long 36-yard reception.
- Rushed 1 time for 3 yards and made 1 special teams tackle in the Wild Card win at New Orleans (1/5/20).
- Made his 1st career postseason start in the Divisional game at San Francisco (1/11/20).

2018: MINNESOTA VIKINGS

- Played in 15 games in his 2nd season, starting 2.
- Named the Minnesota Vikings 2018 Special Teams Player of the Year after recording 7 special teams tackles on the season.
- Finished the season with 6 carries for 8 yards and 11 receptions for 85 yards.
- Carried the ball for 5 yards and a 1st down to keep a 4th-quarter scoring drive alive at Green Bay (9/16).
- Caught career-best 5 passes for 47 yards vs. Buffalo (9/23).
- Made his 1st start of the 2018 season vs. New Orleans (10/28).
- Played his 25th career game vs. Detroit (11/4), appearing on offense and wrapping up 1 ST tackle.
- At Detroit (12/23), started his 2nd game of the season before exiting with an elbow injury.

2017: MINNESOTA VIKINGS

- Appeared in all 16 regular-season games and 2 playoff games as the only FB on roster.
- Totaled 81 yards from scrimmage on 14 touches (7 receptions, 7 rushes) on the season.
- Saw his 1st career NFL action vs. New Orleans (9/11), appearing on 9 plays on offense and 18 on special teams.
- Scored 1-yard TD on his 1st career rushing attempt at Pittsburgh (9/17).
- Contributed on offense with his 1st NFL reception (12 yards) and added 1 special teams tackle vs. Tampa Bay (9/24).
- Hauled in a 12-yard pass vs. Baltimore (10/22), tying a career long and added a career best 3 special teams tackles.
- Contributed on offense and special teams vs. Cleveland (10/29) at Twickenham Stadium in London, England, as a part

of the NFL's International Series.

- Posted 1 ST tackle at Detroit (11/23) on Thanksgiving Day.
- Had a 12-yard catch and added a key 1-yard rush on 3rd down as well as corralling 2 special teams tackles at Atlanta (12/3).
- Made 1st career start vs. Cincinnati (12/17) and made 1 special teams tackle as the Vikings clinched the NFC North title.
- Appeared in his 1st career playoff game, vs. New Orleans (1/14/18) in the Divisional Round, recording a 7-yard run as the Vikings clinched a berth in the NFC title game.
- Played on offense and special teams in the NFC Championship Game at Philadelphia (1/21/18).

2016: MINNESOTA VIKINGS

- Signed following a rookie minicamp tryout as an undrafted free agent, going through training camp and preseason with the team. Was released in final roster cuts but came back to club on practice squad.
- Joined the Vikings practice squad on 9/4.
- Elevated to the Vikings 53-man roster on 12/23 and was active, but did not play, at Green Bay (12/24).
- Inactive vs. Chicago (1/1/17).

COLLEGE

- Played at Division II Augustana College in Sioux Falls, SD, helping the Vikings advance to the NCAA playoffs, and led the Northern Sun Conference in rushing yards and TDs.
- Notched career-high 1,097 rushing yards as a senior and 16 TDs, matching the school record for rushing TDs, and becoming only 4th Augustana RB to top the 1,000-yard plateau.
- Started all 12 games as a senior and had career-high 160 yards on the ground against Southwest Minnesota State.
- Ran for 2,662 yards in his career and 29 rushing TDs along with 96 catches for 949 yards and 6 TDs in 43 career games.
- Played in NSIC along with fellow Viking WR Adam Thielen.

PREP

- Twice named all-conference and rushed for more than 1,800 yards combined as a junior and senior at Duluth Denfeld H.S.
- Also starred in track and field.
- Played in the Minnesota High School All-Star football game.



Every player has a cause close to his heart during the annual My Cause My Cleats game, but none more special than C.J. Ham, who honors his late mother and her fight against pancreatic cancer each season.

HAM'S NFL TOTALS

Year	GP/GS	RUSHING					RECEIVING					STT
		Att.	Yds.	Avg.	Lg.	TD	No.	Yds.	Avg.	Lg.	TD	
2016 (Min)	0/0	0	0	0.0	0	0	0	0	0.0	0	0	0
2017 (Min)	16/1	7	13	1.9	3	1	7	68	9.7	12	0	15
Playoffs	2/0	1	7	7.0	7	0	0	0	0.0	0	0	1
2018 (Min)	15/2	6	8	1.3	5	0	11	85	7.7	17	0	7
2019 (Min)	16/7	7	17	2.4	9	0	17	149	8.8	36	1	3
Playoffs	2/1	1	3	3.0	3	0	0	0	0.0	0	0	1
2020 (Min)	15/11	5	18	3.6	10	0	8	97	12.1	12t	1	6
Total	62/21	25	56	2.2	10	1	43	399	9.3	36	2	30
Playoffs	4/1	2	10	5.0	7	0	0	0	0.0	0	0	2

KICKOFF RETURNS

Year	KOR	Yds.	Avg.	Lg.	TD
2016 (Min)	0	0	0.0	0	0
2017 (Min)	0	0	0.0	0	0
Playoffs	0	0	0	0	0
2018 (Min)	0	0	0.0	0	0
2019 (Min)	2	33	16.5	17	0
Playoffs	0	0	0	0	0
2020 (Min)	2	31	15.5	20	0
Total	4	64	16.0	20	0
Playoffs	0	0	0	0	0

SINGLE-GAME CAREER HIGHS (* - playoffs)

Rushing Attempts 3 vs. LA Rams, 11/19/17
 Rushing Yards 10 vs. Carolina, 11/29/20
 Long Rush 10 vs. Carolina, 11/29/20
 Rushing TD 1 at Pittsburgh, 9/17/17
 ST Tackles 3 vs. Baltimore, 10/22/17

Receptions 5 vs. Buffalo, 9/23/18
 Long Reception 36 at Seattle, 12/2/19
 Receiving TD 1 2x, last vs. Jacksonville, 12/6/20
 Receiving Yards 47 vs. Buffalo, 9/23/18

HAM'S TOUCHDOWNS

GAME PLAY
 at Pittsburgh, 9/17/17 1 rush
 at Detroit, 10/20/19 5 pass from K. Cousins
 vs. Jacksonville, 12/6/20 12 pass from K. Cousins
Total 3 (1 rushing, 2 receiving)

HAM'S CAREER GAME-BY-GAME (*starts; games with 100+ rushing yards in bold)

2017	MIN	RUSHING					RECEIVING				
		Att.	Yards	Avg.	Long	TD	No.	Yards	Avg.	Long	TD
9/11	NO	0	0	0.0	0	0	0	0	0.0	0	0
9/17	@ PIT	1	1	1.0	1	1	0	0	0.0	0	0
9/24	TB	0	0	0.0	0	0	1	12	12.0	12	0
10/1	DET	0	0	0.0	0	0	0	0	0.0	0	0
10/9	@ CHI	1	0	0.0	0	0	1	11	11.0	11	0
10/15	GB	0	0	0.0	0	0	0	0	0.0	0	0
10/22	BAL	0	0	0.0	0	0	1	12	12.0	12	0
10/29	@ CLE	0	0	0.0	0	0	0	0	0.0	0	0
11/12	@ WAS	1	3	3.0	3	0	0	0	0.0	0	0
11/19	LAR	3	8	2.7	3	0	0	0	0.0	0	0
11/23	@ DET	0	0	0.0	0	0	0	0	0.0	0	0
12/3	@ ATL	1	1	1.0	1	0	1	12	12.0	12	0
12/10	@ CAR	0	0	0.0	0	0	1	9	9.0	9	0
12/17	CIN*	0	0	0.0	0	0	1	6	6.0	6	0
12/23	@ GB	0	0	0.0	0	0	0	0	0.0	0	0
12/31	CHI	0	0	0.0	0	0	1	6	6.0	6	0
GP/GS: 16/1		7	13	2.0	3	1	7	68	9.7	12	0
2017 Playoffs											
1/14/18	NO	1	7	7.0	7	0	0	0	0.0	0	0
1/21/18	@ PHI	0	0	0.0	0	0	0	0	0.0	0	0
GP/GS: 2/0		1	7	7.0	7	0	0	0	0.0	0	0

RUSHING

RECEIVING

2018	MIN	Att.	Yards	Avg.	Long	TD	No.	Yards	Avg.	Long	TD
9/9	SF	0	0	0.0	0	0	0	0	0.0	0	0
9/16	@ GB	1	5	5.0	5	0	0	0	0.0	0	0
9/23	BUF	0	0	0.0	0	0	5	47	9.4	17	0
9/27	@ LAR	0	0	0.0	0	0	2	7	3.5	6	0
10/7	@ PHI	0	0	0.0	0	0	1	7	7.0	7	0
10/14	ARI	1	1	1.0	1	0	0	0	0.0	0	0
10/21	@ NYJ	0	0	0.0	0	0	0	0	0.0	0	0
10/28	NO*	2	1	0.5	1	0	0	0	0.0	0	0
11/4	DET	0	0	0.0	0	0	0	0	0.0	0	0
11/18	@ CHI	0	0	0.0	0	0	0	0	0.0	0	0
11/25	GB	1	0	0.0	0	0	1	13	13.0	13	0
12/2	@ NE	0	0	0.0	0	0	2	11	5.5	6	0
12/10	@ SEA	0	0	0.0	0	0	0	0	0.0	0	0
12/16	MIA	0	0	0.0	0	0	0	0	0.0	0	0
12/23	@ DET*	1	1	1.0	1	0	0	0	0.0	0	0
12/30	CHI	INACTIVE									
GP/GS: 15/2		6	8	1.3	5	0	11	85	7.7	17	0

2019	MIN	Att.	Yards	Avg.	Long	TD	No.	Yards	Avg.	Long	TD
9/8	ATL*	0	0	0.0	0	0	0	0	0.0	0	0
9/15	@ GB	0	0	0.0	0	0	0	0	0.0	0	0
9/22	OAK*	0	0	0.0	0	0	1	0	0.0	0	0
9/29	@ CHI*	0	0	0.0	0	0	3	10	3.3	4	0
10/6	@ NYG	0	0	0.0	0	0	1	-1	-1.0	-1	0
10/13	PHI	0	0	0.0	0	0	0	0	0.0	0	0
10/20	@ DET	1	9	9.0	9	0	1	5	5.0	5	1
10/24	WAS	0	0	0.0	0	0	0	0	0.0	0	0
11/3	@ KC*	0	0	0.0	0	0	2	37	18.5	32	0
11/10	@ DAL	1	-1	-1.0	-1	0	0	0	0.0	0	0
11/17	DEN*	1	0	0.0	0	0	1	6	6.0	6	0
12/2	@ SEA*	0	0	0.0	0	0	2	42	21.0	36	0
12/8	DET	1	0	0.0	0	0	1	25	25.0	25	0
12/15	@ LAC	1	5	5.0	5	0	3	13	4.3	10	0
12/23	GB*	0	0	0.0	0	0	2	12	6.0	7	0
12/29	CHI	2	4	2.0	3	0	0	0	0.0	0	0
GP/GS: 16/7		7	17	2.4	9	0	17	149	8.8	36	1
2019 PLAYOFFS											
1/5/20	@ NO	1	3	3.0	3	0	0	0	0.0	0	0
1/11/20	@ SF*	0	0	0.0	0	0	0	0	0.0	0	0
GP/GS: 2/1		1	3	3.0	3	0	0	0	0.0	0	0

RUSHING

RECEIVING

2020	MIN	Att.	Yards	Avg.	Long	TD	No.	Yards	Avg.	Long	TD
9/13	GB*	0	0	0.0	0	0	0	0	0.0	0	0
9/20	@ IND	1	4	4.0	4	0	0	0	0	0	0
9/27	TEN*	0	0	0.0	0	0	1	11	11.0	11	0
10/4	@ HOU*	1	2	2.0	2	0	0	0	0.0	0	0
10/11	@ SEA	0	0	0.0	0	0	0	0	0.0	0	0
10/18	ATL	0	0	0.0	0	0	0	0	0.0	0	0
11/1	@ GB*	1	2	2.0	2	0	0	0	0.0	0	0
11/8	DET*	0	0	0.0	0	0	0	0	0.0	0	0
11/16	@ CHI*	0	0	0.0	0	0	1	8	8.0	8	0
11/22	DAL	0	0	0.0	0	0	0	0	0.0	0	0
11/29	CAR*	1	10	10.0	10	0	0	0	0.0	0	0
12/6	JAX*	0	0	0.0	0	0	1	12	12.0	12t	1
12/13	@ TB*	1	0	0.0	0	0	3	22	7.3	9	0
12/20	CHI*	0	0	0.0	0	0	0	0	0.0	0	0
12/25	@ NO	INACTIVE									
1/3	@ DET*	0	0	0.0	0	0	2	44	22.0	30	0
GP/GS: 15/11		5	18	3.6	10	0	8	97	12.1	30	1



38

HARRISON HAND

POSITION: Cornerback
HEIGHT/WEIGHT: 5-11/197
DOB: 11-12-98
HOMETOWN: Cherry Hill, NJ

HIGH SCHOOL: Cherry Hill West
COLLEGE: Temple
ACQUIRED: D5a (#169) 2020
NFL/VIKINGS SEASON: 2/2

2020 GP/GS

14/1

Career GP/GS

14/1

Playoffs GP/GS

0/0

• Joined 2020 classmate Cameron Dantzler as the only Vikings rookies to post an INT on the season when he picked off Drew Brees at New Orleans (12/25/20).

• Played on a 7-on-7 squad in 2016 that produced seven other 2020 draft selections.

OFF THE FIELD

- Majored in kinesiology.
- Cousin of former collegiate players Turk McBride (Tennessee/NFL DT), Antwine Perez (Maryland/USC DB) and Jamil Tyson (Towson CB).

PRO

- Grabbed 1st career INT at New Orleans (12/25) and earned 1st career start the following week at Detroit (1/3/21).
- Selected in the 5th round (169th overall) of the 2020 NFL Draft, the 3rd of 5 DBs drafted by the Vikings.
- Temple-record 4 players were selected in the 2020 NFL draft.
- Teammates at Baylor with fellow Vikings 2020 rookies James Lynch and Blake Lynch prior to transferring to Temple for his final season of college football.

2020: MINNESOTA VIKINGS

- Appeared in 14 games (1 start), finishing with 12 tackles, 1 INT and 3 PD and 5 special teams tackles.
- Inactive for opening 2 games of season but made NFL debut in Week 3 vs. Tennessee (9/27) and played in every game after.
- Snared 1st career INT off Drew Brees at New Orleans (12/25), adding 2 PBUs, 1 tackle and 2 special teams stops.
- Recorded career-high 4 tackles vs. Atlanta (10/18)
- Notched 2 tackles in Vikings upset win at Green Bay (11/1).

- Made 3 tackles vs. Jacksonville (12/6).
- Had 1 special teams tackle at Tampa Bay (12/13).
- Earned 1st career start at Detroit and recorded 2 tackles (1/3).

COLLEGE

- Started 25 of 34 games played at Temple and Baylor.
- Helped Temple to an 8-5 mark, but did not play in the Military Bowl with the team, instead focusing on the draft.
- Joined the football program at Temple in 2019 as a transfer senior in the spring and quickly earned the starting CB spot, notching 59 tackles, 4 TFL, 3 INT and 5 PBU.
- Had team-high 3 INTs in 2019, all against ranked opponents.
- Originally recruited by Temple in high school, he followed Owls Head Coach Matt Rhule to Baylor when he took the job there, only to return to his home area for 2019 with Temple.
- Appeared in 22 games and started 13 games at CB for Baylor and all 12 games at Temple (2019).

PREP

- A 3-year letterwinner at DB and RB and 2-time all-league DB.
- Rated No. 1 CB prospect in New Jersey by Scout.
- Named to 2016 USA Today All-USA New Jersey 1st-Team and NJ.com 1st-Team All-State as senior.
- Helped CHWHHS to 8-2 record and 2nd playoff appearance in school history.



Harrison Hand grabbed his 1st NFL INT off future Hall of Famer Drew Brees at New Orleans (12/25/20) and earned his 1st career start the following week at Detroit in the regular-season finale. Hand and All-Rookie pick Cameron Dantzler were the only Vikings rookies to record an INT in 2020.

HAND'S NFL TOTALS

Year	GP/GS	Solo	Asst.	Total	Sacks	INTs	PBU	TFL	QBH	FF/FR	Special Teams
2020 (Min)	14/1	9	3	12	0.0	1 (4)	3	0	0	0/0	5
Totals	14/1	9	3	12	0.0	1 (4)	3	0	0	0/0	5

SINGLE-GAME CAREER HIGHS (* - playoffs)

Total Tackles 4 vs. Atlanta, 10/18/20
Solo Tackles 4 vs. Atlanta, 10/18/20

Passes Defensed 2 at New Orleans, 12/25/20
Interceptions 1 at New Orleans, 12/25/20

HAND'S INTERCEPTIONS (*playoffs)

GAME	QB	INT (Yds)
at New Orleans, 12/25/20	Drew Brees	1 (4)
Total		1 (4)

HAND'S CAREER GAME-BY-GAME (*starts)

2020	MIN	U	A	T	TFL	SK	QH	FF	FR	INT	PD
9/13	GB	INACTIVE									
9/20	@ IND	INACTIVE									
9/27	TEN	0	0	0	0.0	0.0	0	0	0	0	0
10/4	@ HOU	0	0	0	0.0	0.0	0	0	0	0	0
10/11	@ SEA	0	0	0	0.0	0.0	0	0	0	0	0
10/18	ATL	4	0	4	0	0.0	0	0	0	0	1
11/1	@ GB	2	0	2	0	0.0	0	0	0	0	0
11/8	DET	0	0	0	0.0	0.0	0	0	0	0	0
11/16	@ CHI	0	0	0	0.0	0.0	0	0	0	0	0
11/22	DAL	0	0	0	0.0	0.0	0	0	0	0	0
11/29	CAR	0	0	0	0.0	0.0	0	0	0	0	0
12/6	JAX	2	1	3	0	0.0	0	0	0	0	0
12/13	@ TB	0	0	0	0.0	0.0	0	0	0	0	0
12/20	CHI	0	0	0	0.0	0.0	0	0	0	0	0
12/25	@ NO	0	1	1	0	0.0	0	0	0	1	2
1/3	@ DET*	1	1	2	0	0.0	0	0	0	0	0
GP/GS: 14/1	9	3	12	0	0.0	0	0	0	0	1	3



36

AMARI HENDERSON

POSITION: Cornerback
HEIGHT/WEIGHT: 6-1/180
DOB: 9-8-97
HOMETOWN: Charlotte, NC

HIGH SCHOOL: Mallard Creek
COLLEGE: Wake Forest
ACQUIRED: FA 2021
NFL/VIKINGS SEASON: 1/1

2020 GP/GS
0/0

Career GP/GS
0/0

Playoffs GP/GS
0/0

- Signed by Vikings after taking part in rookie minicamp on a tryout basis.
- Spent time in 2020 as a rookie free agent with Jacksonville's practice squad.

OFF THE FIELD

- Earned degree in communications from Wake Forest in 2019, majoring in communications.
- High school rivals with fellow Vikings DB Myles Dorn.
- Teammates at Wake Forest with Vikings LB Chazz Surratt's brother, WR Sage Surratt, a rookie free agent with Detroit.
- High school teammates with Steelers RB Jaylen Samuels.
- Cousin of NBA star CJ McCollum.

PRO

- Signed with Minnesota on 6/8/21.
- Went to training camp with Jacksonville as a rookie free agent, was released in roster cut down and joined the practice squad.

2020: JACKSONVILLE JAGUARS

- Spent opening week of the season on Jags practice squad.
- Joined Jacksonville as a rookie free agent, going through training camp before being released during roster cut down, then re-signed to practice squad.

COLLEGE

- Started 41 of the 46 games he played at Wake Forest.
- Was a 2nd-Team All-ACC honoree as a senior in 2019.

- During his career, amassed 169 tackles (130 solo), 7 INTs, 2 FRs and 41 PBU.
- Tied for 2nd in the ACC in 2019 with 4 INTs, including a 2-INT day against NC State.
- Had career-best 14 tackles in 2018 game vs. NC State.
- Started all 13 games as a senior.

PREP

- A 3-star recruit by Rivals and a team captain for Mallard Creek as a junior and senior.
- Helped team to North Carolina Class 4AA state titles in 2013 and 2014, earning Defensive MVP of the 2014 state championship game.
- Named 2014 Defensive Player of the Year by Charlotte Observer as a senior.



69

RASHOD HILL

POSITION: Tackle
HEIGHT/WEIGHT: 6-6/313
DOB: 1-12-92
HOMETOWN: Jacksonville, FL

HIGH SCHOOL: Ed White
COLLEGE: Southern Mississippi
ACQUIRED: PS (Jax) 2016
NFL/VIKINGS SEASON: 6/6

Table with 3 columns: 2020 GP/GS, Career GP/GS, Playoffs GP/GS

- Started career-high 8 games in 2018.
4-year letterman and 3-year starter at Southern Miss, where he received 2015 2nd-Team All-Conference USA honors.

OFF THE FIELD

- In November 2019, helped give away 250 turkeys with other offensive linemen at The Salvation Army-Citadel Worship and Service Center in St. Paul.
Represented the Starkey Hearing Foundation during the 2018 My Cause My Cleats campaign to honor his daughter, Codie, who is hearing impaired.
Married to wife, Tara.
Majored in criminal justice at Southern Miss.

PRO

- Re-signed with Vikings during 2021 free agency period.
Joined the Vikings 53-man roster from Jacksonville's practice squad on 11/15/16.
Joined the Jacksonville Jaguars, his hometown team, as a rookie free agent on 5/2/16.
Did not play for Jacksonville vs. Baltimore (9/25/16) after being added from the Jaguars practice squad on 9/24/16.

2020: MINNESOTA VIKINGS

- Appeared in all 16 games (1 start), seeing action on special teams and limited offensive snaps in Weeks 1-13 and Week 15-16 before starting in the season finale.
Played 25 snaps on offense as team had a 100-yard rusher and put up 162 rushing yards against Tampa Bay (12/13).
Earned his 1st start of the season in season finale, filling in at LT for Riley Reiff at Detroit (1/3).

2019: MINNESOTA VIKINGS

- Appeared in 15 games with 1 start in 2019, contributing on special teams and as a reserve at both tackle spots.
Played LT vs. Philadelphia (10/13) when Riley Reiff had injury.
Stepped in at RT at Dallas (11/10).
At Seattle (12/2), played the majority of the 2nd half at LT for Reiff, helping the Vikings offensive line not give up a sack for the 3rd time on the season.
Made his 1st start of 2019 at RT vs. Chicago (12/29).
Filled in at RT in the Divisional game at San Francisco (1/11/20) after Brian O'Neill left with an injury.

2018: MINNESOTA VIKINGS

- Started a career-high 8 games in 2018, 3 at LT and 5 at RT.
Frequently reported as eligible as an extra tackle in short yardage and goal-line situations.
Played in all 16 games of a season for the 1st time in his career.
Started at RT in Weeks 1-4, vs. San Francisco, at Green Bay, vs. Buffalo and at LA Rams.
Started at RT at Philadelphia (10/7) before shifting to LT when Riley Reiff exited with an injury.
Started in place of an injured Riley Reiff at LT in Weeks 6-8.

2017: MINNESOTA VIKINGS

- Started 7 games - 6 at RT and 1 at LT - and played in 11 games.
Did not play at Pittsburgh (9/17) and vs. New Orleans (9/11).
Inactive due to injury at Chicago (10/9) and vs. Detroit (10/1).

- Subbed in at LT for an injured Riley Reiff vs. Baltimore (10/22).
Subbed in for injured Mike Remmers vs. Cleveland (10/29) at Twickenham Stadium in London, England, as a part of the NFL's International Series.
Made his 1st career start, starting at RT for injured Mike Remmers at Washington (11/12) and did not allow a sack.
Started at RT vs. Los Angeles Rams (11/19) and started at RT at Detroit (11/23) on Thanksgiving Day.
Started his 4th consecutive game at RT at Atlanta (12/3).
Started at RT and finished the game at LT due to injuries at Carolina (12/10).
Started at LT vs. Cincinnati (12/17) a week after making a start at RT, and helped the team clinch the NFC North title.
Played on offense and ST at Green Bay (12/23).
Started at RT vs. Chicago (12/31).
Started at RT in 1st playoff game, vs. New Orleans (1/14/18) in the Divisional Round as the Vikings clinched a berth in the NFC title game for the first time since 2009 with a walk-off victory.
Started at RT at Philadelphia (1/21/18) in NFC title game.

2016: MINNESOTA/JACKSONVILLE

- Signed with Jacksonville as a rookie free agent on 5/2.
Active but did not play for Jaguars vs. Baltimore (9/25) after being elevated to 53-man roster from practice squad on 9/24.
Signed to Minnesota's active roster from the Jaguars practice squad on 11/15.
Active but did not play at Green Bay (12/24) and vs. Indianapolis (12/18).
Subbed and saw extended action at LT in his NFL debut vs. Chicago (1/1/17).

COLLEGE

- 4-year letterman and 3-year starter at LT for Golden Eagles.
Helped lead the nation's 12th-ranked offense, averaging 509.5 yards per game (329.7 passing yards), as a senior in 2015.
Earned 2015 2nd-Team All-Conference USA recognition.
Started all 12 games for an offense that gained 3,231 passing yards and 1,149 rushing yards as a junior in 2014.

PREP

- Attended Ed White HS in Jacksonville, FL, where he led the Commanders to the 2010 District 4-4A championship.
2-star recruit by Rivals.com and Scout.com.

HILL'S CAREER GAMES/STARTS

Table with 2 columns: Year, GP/GS



68

KYLE HINTON

POSITION: Guard
HEIGHT/WEIGHT: 6-2/295
DOB: 2-27-98
HOMETOWN: Peoria, AZ

HIGH SCHOOL: Liberty
COLLEGE: Washburn
ACQUIRED: D7d (#253) 2020
NFL/VIKINGS SEASON: 2/2

2020 GP/GS
0/0

Career GP/GS
0/0

Playoffs GP/GS
0/0

- Signed from Vikings practice squad to 53-man roster for regular-season finale as a rookie, but was inactive for game at Detroit (1/3/21).
- Four-time All-MIAA selection at Division II Washburn (Topeka, KS); joins Vikings Adam Thielen (Minnesota State), C.J. Ham (Augustana), Shane Zylstra (Minnesota State) and Zack Davidson (Central Missouri) from Division II schools on the roster.
- A 2nd-team All-America honoree in track and field in 2019, finishing 9th at the NCAA Indoor Championships in the weight throw. Holds the school record for weight throw and discus.

OFF THE FIELD

- Four-time member of the MIAA Academic Honor Roll.
- Three-time MIAA Scholar Athlete award winner.
- Majored in psychology and is interested in a career in law enforcement after football.
- Father served in the military.

PRO

- Signed from Vikings practice squad to 53-man roster for regular-season finale at Detroit (1/3/21); was inactive for game.
- Signed to Vikings practice squad following training camp on 9/6, spending opening 16 weeks of season there.
- Selected in the 7th round (#253 overall) of the 2020 NFL Draft, the 15th and final section of the Vikings, the largest draft class in NFL history in the 7-round draft era (since 1994).
- One of two Division II players to be drafted in 2020 (Kyle Dugger, Lenior-Rhyne).
- Joins former teammate, CB Corey Ballentine, in the NFL. Ballentine was drafted in the 6th round of the 2019 NFL Draft by the NY Giants. Hinton is the 7th Washburn player drafted.

- Was able to showcase his talents at the Kansas State Pro Day.

2020: MINNESOTA VIKINGS

- Signed from Vikings practice squad to 53-man roster for regular season finale at Detroit (1/3), was inactive for game.
- Signed to Vikings practice squad following training camp on 9/6, spending opening 16 weeks of season there.

COLLEGE

- Started the final 34 games of his career at LT for Washburn and appeared in a total of 40 games.
- Consensus All-American following his senior season as an IChabod and invited to participate in the NFL Players Association Collegiate Bowl all-star game.
- Earned all-region honors in 2018 and 2019. Four-time all-MIAA selection on the offensive line.
- Caught an 8-yard TD vs. Nebraska-Kearney in his final game.
- Washburn faced Bemidji State in 2016 Mineral Water Bowl.
- Finished 9th at the NCAA Indoor Championships in weight throw (35 lbs) in 2019 to earn 2nd-Team All-America.
- Holds the Washburn record for weight throw (66-5) and discus (167-3) with top 5 school marks in both events.

PREP

- All-Section as a senior at Liberty High School in Peoria, AZ.
- Earned All-District in basketball and football as a junior.
- MVP on the offensive line as a junior and the defensive line as a sophomore.
- Three-time Academic All-District selection.

HINTON'S CAREER GAMES/STARTS

Year	GP/GS
2020 (Min)	0/0
Totals	0/0
Playoffs	0/0

DIVISION II GETS THEIR DUE

The 2021 Vikings feature several players who played Division II college football. The club features a pair of Pro Bowlers, Adam Thielen (MSU, Mankato) and C.J. Ham (Augustana), who joined the Vikings as rookie free agents. In 2020 and 2021, the Vikings drafted players who were Division II college rivals, Washburn's Kyle Hinton and Central Missouri's Zach Davidson, both members of the Missouri Intercollegiate Athletic Association.



C.J. Ham - Augustana



Kyle Hinton - Washburn



Zach Davidson - Central Missouri



90

JALYN HOLMES

POSITION: Defensive Tackle
HEIGHT/WEIGHT: 6-5/283
DOB: 1-25-96
HOMETOWN: Norfolk, VA

HIGH SCHOOL: Lake Taylor
COLLEGE: Ohio State
ACQUIRED: D4 (#102) 2018
NFL/VIKINGS SEASON: 4/4

2020 GP/GS

14/9

Career GP/GS

25/9

Playoffs GP/GS

2/0

- Made all 9 of his career starts in 2020.
- Helped Ohio State to the 2014 national championship.

OFF THE FIELD

- Majored in family resource management at Ohio State.
- Has children, Jalyn and Jaxson.
- High school teammates with former Seahawks and Texans CB Mike Tyson.

PRO

- Had FR in Wild Card Playoff win at New Orleans (1/5/20).
- Played in both playoff games in 2019.
- Changed jersey from #92 to #91 to #90 going into the 2020 season.
- Selected by the Vikings with the 102nd overall choice, the 2nd pick in the 4th round, in 2018.
- The 12th Ohio State Buckeye to be drafted by the Vikings.

2020: MINNESOTA VIKINGS

- Appeared in 14 games and made a career-high 9 starts in 2020, finishing the season with a career-high 36 tackles, 2 TFLs, 5 QBHs and 2 PDs.
- Made 1st career start in season opener vs. Green Bay, recording 2 solo tackles and a TFL of 1 yard (9/13).
- Had 5 tackles, 1.0 TFL and 1st career PD at Indianapolis (9/20).
- Made 2 tackles and had a QB hurry vs. Tennessee (9/27).
- Tallied 4 tackles (2 solo) vs. Atlanta (10/18).
- Recorded 4 tackles in 2nd career start as Minnesota defeated Green Bay (11/1) at Lambeau Field.
- Recorded a career-high 6 tackles vs. Dallas (11/22).
- Had a career-high 2 QB hurries, 2 tackles and a PD vs. Carolina (11/29) in comeback win.

2019: MINNESOTA VIKINGS

- Made his season debut at Chicago (9/29), appearing on defense and special teams.
- Recorded a career-high 4 total tackles (3 solo) and 1 TFL vs. Chicago (12/29) in regular-season finale when many Vikings

starters sat out.

- Played in 6 games in 2019, finishing with 6 tackles and 1 TFL.
- Made his NFL postseason debut in the Wild Card win at New Orleans (1/5/20), recovering a 4th-quarter Drew Brees fumble to mark the 1st FR of his NFL career.
- Appeared on defense in the Divisional Playoff game at San Francisco (1/11/20).

2018: MINNESOTA VIKINGS

- Played in 5 games at DT and DE during his rookie season.
- Made his NFL debut at Philadelphia (10/7), registering his 1st career tackle by bringing down Jay Ajayi in the 2nd quarter.
- Logged 3 tackles (2 solo) and 1 QBH vs. Arizona (10/14).
- At the NY Jets (10/21), recorded his 1st career sack by bringing down Sam Darnold in the 4th quarter and added a QBH.

COLLEGE

- Played in 49 games with 9 starts and totaled 84 tackles, 14 TFL and 5.5 sacks in his career.
- Named 2-time All-Conference honorable mention and a member of 2 Big Ten title-winning teams in 2014 and 2017.
- Was a team captain for the Buckeyes as a senior and registered all 9 of his career starts in 2017.
- Was a member of the Buckeyes 2014 national championship season and was a part of bowl victories over Alabama (Sugar Bowl), Oregon (CFP national championship game), Notre Dame (Fiesta Bowl) and USC (Cotton Bowl).
- Competed in the Senior Bowl prior to the NFL Draft.

PREP

- Attended Lake Taylor in Norfolk, VA and helped the school win its 1st Virginia 4A state championship in 2012, capping off a perfect 15-0 season.
- Played in the U.S. Army All-American Bowl.
- Ranked among the Top-100 players in the nation according to 247Sports and Rivals.
- Played basketball for 3 years.



HOLMES' NFL TOTALS

Year	GP/GS	Tackles							Special		
		Solo	Asst.	Total	Sacks	INTs	PBU	TFL	QBH	FF/FR	Teams
2018 (Min)	5/0	4	1	5	1.0	0	0	1	2	0/0	0
2019 (Min)	6/0	3	3	6	0.0	0	0	1	0	0/0	0
Playoffs	2/0	0	0	0	0.0	0	0	0	0	0/1	0
2020 (Min)	14/9	16	20	36	0.0	0	2	2	5	0/0	0
Total	25/9	23	24	47	1.0	0	2	4	7	0/0	0
Playoffs	2/0	0	0	0	0.0	0	0	0	0	0/1	0

SINGLE-GAME CAREER HIGHS (* - playoffs)

Tackles 6.....vs. Dallas, 11/22/20	Sacks1.....at New York Jets, 10/21/18
Solo Tackles 3.....3x, last vs. Dallas, 11/22/20	Tackles for Loss1.....4x, last at Indianapolis, 9/20/20
QB Hurries 2.....vs. Carolina, 11/19/20	Passes Defended1.....2x, last vs. Carolina, 11/19/20

HOLMES' SACK

GAME	QB	SACK
at NY Jets, 10/21/18	Sam Darnold	1.0
Total		1.0

HOLMES' CAREER GAME-BY-GAME (*starts)

2018	MIN	U	A	T	TFL	SK	QH	FF	FR	INT	PD	2020	MIN	U	A	T	TFL	SK	QH	FF	FR	INT	PD	
9/9	SF	INACTIVE										9/13	GB*	2	0	2	1	0.0	0	0	0	0	0	0
9/16	@ GB	INACTIVE										9/20	@ IND	3	2	5	1	0.0	0	0	0	0	0	1
9/23	BUF	INACTIVE										9/27	TEN	1	1	2	0	0.0	1	0	0	0	0	0
9/27	@ LAR	INACTIVE										10/4	@ HOU	0	2	2	0	0.0	0	0	0	0	0	0
10/7	@ PHI	1	0	1	0	0.0	0	0	0	0	0	10/11	@ SEA	0	2	2	0	0.0	1	0	0	0	0	
10/14	ARI	2	1	3	0	0.0	1	0	0	0	0	10/18	ATL	2	2	4	0	0.0	0	0	0	0	0	
10/21	@ NYJ	1	0	1	1	1.0	1	0	0	0	0	11/1	@ GB*	1	3	4	0	0.0	0	0	0	0	0	
10/28	NO	DID NOT PLAY										11/8	DET*	1	3	4	0	0.0	0	0	0	0	0	
11/4	DET	0	0	0	0	0.0	0	0	0	0	0	11/16	@ CHI*	1	0	1	0	0.0	0	0	0	0	0	
11/18	@ CHI	INACTIVE										11/22	DAL*	3	3	6	0	0.0	0	0	0	0	0	0
11/25	GB	INACTIVE										11/29	CAR*	1	1	2	0	0.0	2	0	0	0	1	
12/2	@ NE	INACTIVE										12/6	JAX*	0	0	0	0	0.0	1	0	0	0	0	
12/10	@ SEA	INACTIVE										12/13	@ TB*	1	0	1	0	0.0	0	0	0	0	0	
12/16	MIA	DID NOT PLAY										12/20	CHI*	0	1	1	0	0.0	0	0	0	0	0	
12/23	@ DET	0	0	0	0	0.0	0	0	0	0	0	12/25	@ NO	INACTIVE										
12/30	CHI	DID NOT PLAY										1/3/20	@ DET	INACTIVE										
GP/GS: 5/0	4	1	5	1	1.0	2	0	0	0	0	0	GP/GS: 14/9	16	20	36	2	0.0	5	0	0	0	2		

2019	MIN	U	A	T	TFL	SK	QH	FF	FR	INT	PD
9/8	ATL	INACTIVE									
9/15	@ GB	INACTIVE									
9/22	OAK	INACTIVE									
9/29	@ CHI	0	0	0	0	0.0	0	0	0	0	0
10/6	@ NYG	0	0	0	0	0.0	0	0	0	0	0
10/13	PHI	INACTIVE									
10/20	@ DET	INACTIVE									
10/24	WAS	0	0	0	0	0.0	0	0	0	0	0
11/3	@ KC	INACTIVE									
11/10	@ DAL	0	1	1	0	0.0	0	0	0	0	0
11/17	DEN	0	1	1	0	0.0	0	0	0	0	0
12/2	@ SEA	INACTIVE									
12/8	DET	INACTIVE									
12/15	@ LAC	INACTIVE									
12/23	GB	INACTIVE									
12/29	CHI	3	1	4	1	0.0	0	0	0	0	0
GP/GS: 6/0	3	3	6	1	0.0	0	0	0	0	0	0
2019 Playoffs											
1/5/20	@ NO	0	0	0	0	0.0	0	0	1	0	0
1/11/20	@ SF	0	0	0	0	0.0	0	0	0	0	0
GP/GS: 2/0	0	0	0	0	0.0	0	0	0	1	0	0



99

DANIELLE HUNTER

POSITION: Defensive End
HEIGHT/WEIGHT: 6-5/252
DOB: 10-29-94
HOMETOWN: Katy, TX

COLLEGE: Morton Ranch
COLLEGE: LSU
ACQUIRED: D3 (#88) 2015
NFL/VIKINGS SEASON: 7/7

2020 GP/GS

0/0 - IR

Career GP/GS

78/49

Playoffs GP/GS

5/4

- Donated his earnings from appearing in the Madden NFL video game to Minnesota's North Memorial Hospital for PPE supplies to help front-line workers in the fight against COVID-19.
- Named to the Pro Bowl for the 2nd consecutive year in 2019.
- Tied for 4th in the NFL with 14.5 sacks in 2019, tying his career high set in 2018. Also tied for 9th with 15 TFLs (league stats).
- Recorded 29.0 sacks and 36 TFLs during 2018-19 seasons, 3rd-most and 2nd-most in the NFL during that span (league stats).
- With 3.0 sacks vs. Detroit (12/8/19), became the youngest player in NFL history to reach 50.0 career sacks (since sacks became an official stat in 1982), hitting the mark at 25 years and 40 days old. Earned NFC Defensive Player of the Week for his efforts against the Lions.
- Named a 2nd-Team All-Pro edge rusher by *The Associated Press* for 2018 season. Also named to the PFWA's All-NFL and All-NFC teams and *Sporting News'* NFL All-Pro Team.
- The 1st player since J.J. Watt and Khalil Mack in 2015 to record at least 70 total tackles, 14.0 sacks and 20 tackles for loss in a season, doing so in 2018.
- In 2016, he became the youngest player in Vikings history to lead the team in sacks (12.5), the most by an NFL DE and tied for 3rd in the NFL.
- Played 5 seasons of football, 2 as a prep and 3 in college, before being selected in the NFL.

OFF THE FIELD

- Name is pronounced Duh-neal.
- Majored in sports administration at LSU.
- Son of Kimari Bonito and Ckeikh Ndiaye; uncle is a Marine.
- Parents are of Jamaican descent; the family moved to the United States when Danielle was 8 years old.
- Has frequented community service events since arriving in Minnesota and is supportive of the Boys & Girls Clubs.
- Visited Iceland during the 2017 offseason with Kyle Rudolph and Linval Joseph as a part of the team's Viking Heritage trip.
- Enjoys flying his Inspire 1 drone.
- During 2016 NFL Draft, he announced the Vikings 4th-round pick during a community event at Mall of America.
- Enjoys motor sports and is a car and motor parts enthusiast.

HONORS

- Named to PFWA's All-Pro and All-NFC teams in 2019.
- Earned consecutive Pro Bowl berths in 2018 and 2019.
- Named 2nd-Team All-Pro by *The Associated Press* in 2018.
- Named to the 2018 All-NFL and All-NFC teams by the PFWA.
- Named to the *Sporting News* 2018 NFL All-Pro Team.
- NFC Defensive Player of the Week- vs. Detroit (12/8/19) and vs. Detroit (11/24/18).
- Named to 2015 PFWA All-Rookie Team.

PRO

- Drafted by the Vikings in 3rd round (#88) in 2015.
- Signed contract extension on 6/27/18 prior to training camp.
- Placed on Reserve/Injured list on 9/9/20.
- Holds NFL record for most sacks before turning 25 years old and the youngest player to record 50+ sacks, since sacks became an official statistic in 1982.

2020: MINNESOTA VIKINGS

- Did not appear in any games in 2020 after suffering a season-ending injury prior during training camp.
- Placed on Reserve/Injured list on 9/9/20.

2019: MINNESOTA VIKINGS

- Earned Pro Bowl honors for 2nd straight season.
- Started all 16 games, tied career-high and led Minnesota with 14.5 sacks (tied for 4th in the NFL).
- Tied for 9th in the NFL with 15 TFLs in 2019.
- Tied a career high with 9 total tackles at Green Bay (9/15) while notching 1.0 sack and 2 TFLs in his 2nd consecutive game.
- Led the team with 6 QBHs and 2 TFLs while notching his 1st sack of the season vs. Atlanta (9/8) and made 4 tackles (3 solo).
- Set the NFL record for most sacks (46.0) by a player prior to turning 25 years old with 1.0 sack vs. Philadelphia (10/13).
- Logged the 9th multi-sack game of his career with 2.0 sacks at NY Giants (10/6) and tied for the team lead with 7 total tackles.
- Wrapped up 3.0 sacks vs. Detroit (12/8) in his 75th career game appearance, his 2nd career game with 3.0 sacks or more. His 1st sack of the day made him the youngest NFL player since 1982 to reach 50.0 career sacks, doing so at 25 years and 40 days of age, and earned NFC Defensive Player of the Week for his efforts.
- Finished with 5 tackles (4 solo), a career-high 2 FFs, 1 FR and 1.0 sack at LA Chargers (12/15). His strip-sack of Philip Rivers was recovered and returned for a TD by DE Ifeadi Odenigbo.
- Finished with 1.5 sacks in the Wild Card win at New Orleans (1/5/20), including a crucial 4th-quarter strip-sack that stalled a potential scoring drive.
- Made 1.0 sack in the Divisional Round at San Francisco (1/11/20), giving him 2.5 sacks in the 2019 playoff run.

2018: MINNESOTA VIKINGS

- Earned Pro Bowl honors for 1st time in his career.
- Led the team and set career high with 14.5 sacks in 2018, the

ON THE HUNT

Since Danielle Hunter was drafted in 2015 (Rd. 3, #88), he has established himself as one of the most dominant pass rushers in Vikings history in his 6 seasons.

VIKINGS SACKS IN A SEASON

PLAYER, SEASON	SACKS
Jared Allen, 2011 (led NFL)	22.0
Chris Doleman, 1989 (led NFL)	21.0
Keith Millard, 1989	18.0
Alan Page, 1976 (led NFL)	18.0
John Randle, 1997 (led NFL)	15.5
Carl Eller, 1977	15.0
Carl Eller, 1969	15.0
Danielle Hunter, 2019	14.5
Danielle Hunter, 2018	14.5
Jared Allen, 2009 (led NFC)	14.5
Jared Allen, 2008	14.5
Chris Doleman, 1992	14.5

NFL SACKS PRIOR TO TURNING 25 YEARS OLD

PLAYER, TEAM	SACKS
Danielle Hunter, Minnesota	46.0
Robert Quinn, St. Louis	45.0
Derrick Thomas, Kansas City	43.5

4th-highest sack total in the NFL.

- Became the 1st Viking to record 14.0+ sacks since Jared Allen notched 22.0 in 2011.
- Started all 16 games for the 2nd consecutive season.
- The 1st player since J.J. Watt and Khalil Mack in 2015 to record at least 70 tackles, 14.0 sacks and 20 TFL in a season.
- Had 6 tackles (4 solo), 1 sack and 2 QBHs at Green Bay (9/16).
- Extended his sack streak to 4 straight games by bringing down Jared Goff in the 3rd quarter at LA Rams (9/27). Added 6 tackles (3 solo) and 4 QBHs.
- Notched his 5th straight game with at least 1.0 sack at Philadelphia (10/7), catching Carson Wentz in the 3rd quarter.
- Had 3 tackles (1 solo), 1 TFL, a career-high 8 QBHs, and 1.0 sack at NY Jets (10/21), his 7th consecutive game with 1.0 sack.
- Turned in the best game of his career vs. Detroit (11/4), totaling 3.5 sacks, 4 TFL, and 9 total tackles (6 solo) - all career highs - while adding 7 QBHs and a 32-yard FR TD to help seal the victory in the 4th quarter. His 3.5 sacks were key for a defense that set a franchise record with 10 total sacks. Was named the NFC Defensive Player of the Week for his efforts.
- Broke his then-personal season record with 2.0 sacks vs. Miami (12/16), moving his season total to 14.5.

2017: MINNESOTA VIKINGS

- Started all 16 games in his 1st full season as a starter with 49 tackles and 7.0 sacks for the league's #1-ranked defense.
- Contributed 3 tackles (2 solo), a FF and 5 QBH vs. Cleveland (10/29) at Twickenham Stadium in London, England as a part of the NFL's International Series.
- Recorded 4 solo tackles, 1.0 sack, 1 TFL and 5 QBH at Washington (11/12), extending the Vikings streak of games with a sack to 11 dating back to 2016.
- Wrapped up his 7th sack of the season along with 4 tackles vs. Cincinnati (12/17) to help the Vikings win the NFC North title.
- Made 4 tackles (3 solo) and 4 QBH at Green Bay (12/23) as the Vikings shut out the Packers at Lambeau for the 1st time ever.
- Had 3 tackles, 4 QBH and 1 TFL vs. Chicago (12/31) as Vikings secured the #1 yards allowed and scoring defense in the NFL.
- Wrapped up 4 tackles (2 solo) and 3 QBH in the Vikings Divisional Round win vs. New Orleans (1/14/18).
- Totaled 6 tackles (5 solo), 2 TFL, a sack and a QBH at Philadelphia (1/21/18) in NFC Championship Game.

2016: MINNESOTA VIKINGS

- Totaled 64 tackles (34 solo), 12.5 sacks, 14 TFL, 49 QBHs, 1 FF, 1 FR and 1 PD for the NFL's 3rd-ranked defense (314.9 ypg).
- Led NFL DEs with 12.5 sacks (3rd overall in the league), becoming the youngest player in franchise history to lead the team in sacks.
- Combined with Everson Griffen (8.0) and Brian Robison (7.5) - the NFL's only DE trio with 7+ sacks each - for the 2nd-most sacks by DEs (28.0).
- Became the 2nd player in team history (Jared Allen, 2009) to produce a safety (Week 3) and return a fumble for a TD (Week 1) in the same season.
- Scored his 1st-career TD on a 24-yard fumble recovery at Tennessee (9/11) and paired with LB Eric Kendricks (77-yard INT TD) to mark the 6th time in team history TDs were scored by INT and fumble returns in a single game.
- Had 5 tackles, 1.0 TFL, 1.0 sack and 4 QBHs at Carolina (9/25), dropping Cam Newton in the end zone for the Vikings 1st safety since 12/4/2011 (Jared Allen vs. Denver) and the 1st on the road since 10/5/03 (at Atlanta).
- Matched his then-single-game career high with 2.0 sacks, totaling 7 tackles (4 solo), 2 TFL and 4 QBHs, vs. Dallas (12/1).

2015: MINNESOTA VIKINGS

- Continued to develop throughout his rookie season, playing his best in the final month of the season.
- Was 1 of 7 Vikings rookies to start during the season.
- Ranked 2nd in the NFL for sacks by a rookie with 6.0, trailing

only Washington LB Preston Smith.

- Started 1st career game vs. Kansas City (10/18) and had 1st shared sack, teaming with Sharif Floyd to sack Alex Smith.
- Had season-best 6 tackles and 1.5 sacks vs. Chicago (12/20).
- Had 3-game streak late in the regular season when he had a sack in each contest - at Arizona (12/10), vs. Chicago (12/20) and vs. NY Giants (12/27).
- Played in 1st career playoff game vs. Seattle (1/10/16), notching 4 tackles in Wild Card playoff game loss at TCF Bank Stadium on the University of Minnesota campus, the coldest game in team history and the last game played in the Vikings temporary home before moving to U.S. Bank Stadium.

COLLEGE

- Full-time starter for the Tigers as a sophomore and junior, playing in 38 games with 23 starts and capping his career with 23 consecutive starts.
- Had 4.5 sacks and 21.0 TFL in his career along with 142 tackles.
- Started all 13 games as a junior.
- Led LSU with 13 tackles for loss and ranked 10th in the SEC
- Scored lone career TD vs. Mississippi State when he picked up a QB Dak Prescott fumble and rumbled 25 yards for the score on the 1st play of the 2nd half.
- Notched career-best 12 tackles against Auburn.
- Capped college career with 9 tackles against Notre Dame in Music City Bowl.
- Started 10 of the 13 games he played as a sophomore.
- Earned 1st start in 4th game of sophomore season against Auburn and never let go of the job.
- In 1st career start, had 8 tackles against eventual National Champion runner-up Auburn.
- Played in 12 games as a freshman on special teams.

PREP

- 4-star recruit at Morton Ranch High in Katy, TX.
- Helped school earn 1st Class 5A state playoff appearance.
- Ranked as the No. 14 DE in the country by Scout as a senior.

SACK RACE

Entering his 7th season in the NFL, Danielle Hunter has already made an impact on the club record book and is poised to climb even higher in team lore. He enters 2021 ranked #12 in career sacks in team history.

SACKS BY VIKINGS IN THEIR OPENING 6 SEASONS

PLAYER, SEASONS	SACKS
Jared Allen, 2008-12	85.5
John Randle, 1990-95*	58.5
Chris Doleman, 1985-90*	54.5
Danielle Hunter, 2015-20*	54.5
Alan Page, 1967-72*	54.0

*-joined Vikings as a rookie

VIKINGS CAREER SACKS

PLAYER, SEASONS	SACKS
Carl Eller, 196-78	130.0
Jim Marshall, 1961-79	127.0
John Randle, 1990-2000	114.0
Alan Page, 1967-78	108.5
Chris Doleman, 1985-93, '99	96.5
Jared Allen, 2008-13	85.5
Everson Griffen, 2010-19	74.5
Doug Martin, 1980-89	60.5
Kevin Williams, 2003-12	60.0
Brian Robison, 2007-17	60.0
Henry Thomas, 1987-94	56.0
Danielle Hunter, 2015-	54.5

HUNTER'S NFL TOTALS

Year	GP/GS	Solo	Asst.	Total	Sacks	INTs	PBU	TFL	QBH	FF/FR	Special Teams
2015 (Min)	14/1	24	10	34	6.0	0	1	10	25	1/0	5
Playoffs	1/0	2	2	4	0.0	0	0	0	8	0/0	0
2016 (Min)	16/0	34	30	64	12.5	0	1	14	49	1/1	2
2017 (Min)	16/16	33	16	49	7.0	0	2	12	51	1/1	0
Playoffs	2/2	7	3	10	1.0	0	0	2	4	0/0	0
2018 (Min)	16/16	51	24	75	14.5	0	0	26	66	0/1	0
2019 (Min)	16/16	52	24	76	14.5	0	1	16	54	3/1	0
Playoffs	2/2	5	5	10	2.5	0	1	1	5	1/0	0
2020 (Min)	0/0	0	0	0	0.0	0	0	0	0	0/0	0
Total	78/49	194	104	298	54.5	0	5	78	245	6/4	7
Playoffs	5/4	14	10	24	3.5	0	1	3	17	1/0	0

SINGLE-GAME CAREER HIGHS (* - playoffs)

Tackles	9	2x, last at Green Bay, 9/15/19	Forced Fumble	2	at LA Chargers, 12/15/19
Solo Tackles	6	3x, last at Green Bay, 9/15/19	Fumble Recovery	1	4x, last at LA Chargers, 12/15/19
Sacks	3.5	vs. Detroit, 11/4/18	QB Hurries	8	2x, last at Seattle, 12/10/18
Tackles for Loss	4	vs. Detroit, 11/4/18			

HUNTER'S SAFETY

GAME	PLAYER	SAFETY
@ Carolina, 9/25/16	Cam Newton (sack EZ)	1
Total		1

HUNTER'S TOUCHDOWNS

GAME	PLAYER	PLAY
@ Tennessee, 9/11/16		24 FR
vs. Detroit, 11/4/18		32 FR
Total		2 (2 FR)

HUNTER'S SACKS (*playoffs)

GAME	QB	SACK
vs. Kansas City, 10/18/15	Alex Smith	0.5
@ Chicago, 11/1/15	Jay Cutler	1.0
@ Oakland, 11/15/15	Derek Carr	1.0
@ Arizona, 12/10/15	Carson Palmer	1.0
vs. Chicago, 12/20/15	Jay Cutler	1.5
vs. NY Giants, 12/27/15	Eli Manning	1.0
at Tennessee, 9/11/16	Marcus Mariota	1.0
vs. Green Bay, 9/18/16	Aaron Rodgers	1.0
at Carolina, 9/25/16	Cam Newton	1.0
vs. Houston, 10/9/16	Brock Osweiler	1.0
at Washington, 11/13/16	Kirk Cousins	1.0
vs. Arizona, 11/20/16	Carson Palmer	2.0
at Detroit, 11/24/16	Matthew Stafford	0.5
vs. Dallas, 12/1/16	Dak Prescott	2.0
at Jacksonville, 12/11/16	Blake Bortles	1.0
at Green Bay, 12/24/16	Aaron Rodgers	1.5
vs. Chicago, 1/1/17	Matt Barkley	0.5
vs. Detroit, 10/1/17	Matthew Stafford	2.0
vs. Baltimore, 10/22/17	Joe Flacco	1.0
at Washington, 11/12/17	Kirk Cousins	1.0
vs. LA Rams, 11/19/17	Jared Goff	1.0
at Detroit, 11/23/17	Matthew Stafford	1.0
vs. Cincinnati, 12/17/17	Andy Dalton	1.0
at Philadelphia, 1/21/18*	Nick Foles	1.0
vs. San Francisco, 9/9/18	Jimmy Garoppolo	1.0

GAME	QB	SACK
at Green Bay, 9/16/18	Aaron Rodgers	1.0
vs. Buffalo, 9/23/18	Josh Allen	1.0
at LA Rams, 9/27/18	Jared Goff	1.0
at Philadelphia, 10/7/18	Carson Wentz	1.0
vs. Arizona, 10/14/18	Josh Rosen	2.0
at NY Jets, 10/21/18	Sam Darnold	0.5
vs. Detroit, 11/4/18	Matthew Stafford	3.5
at Seattle, 12/10/18	Russell Wilson	1.0
vs. Miami, 12/16/18	Ryan Tannehill	2.0
vs. Atlanta, 9/8/19	Matt Ryan	1.0
at Green Bay, 9/15/19	Aaron Rodgers	1.0
vs. Oakland, 9/22/19	Derek Carr	1.0
at NY Giants, 10/6/19	Daniel Jones	2.0
vs. Philadelphia, 10/13/19	Carson Wentz	1.0
at Detroit, 10/20/19	Matthew Stafford	1.0
vs. Washington, 10/24/19	Case Keenum	1.0
at Kansas City, 11/3/19	Matt Moore	0.5
at Seattle, 12/2/19	Russell Wilson	1.0
vs. Detroit, 12/8/19	David Blough	3.0
at LA Chargers, 12/15/19	Philip Rivers	1.0
vs. Green Bay, 12/23/19	Aaron Rodgers	1.0
at New Orleans, 1/5/20*	Drew Brees	1.5
at San Francisco, 1/11/20*	Jimmy Garoppolo	1.0
Total		58.0

QB HUNTER

Danielle Hunter ranked among the NFL's elite pass rushers during the 2018-19 seasons, ranking 3rd in the league with 29.0 sacks in that span.

NFL SACKS 2018-19

PLAYER, TEAM	SACKS
Aaron Donald, LA Rams	33.0
Chandler Jones, Arizona	32.0
Danielle Hunter, Minnesota	29.0
T.J. Watt, Pittsburgh	27.5
Cameron Jordan, New Orleans	27.5

PLAYOFF PRESSURES

Danielle Hunter posted sacks in each of the 2019 playoff games for the Vikings, giving him 3.5 career playoff sacks in only 5 games.

VIKINGS CAREER PLAYOFF SACKS

PLAYER, CAREER PLAYOFF GAMES	SACKS
Carl Eller, 19	10.0
Alan Page, 18	8.0
Jim Marshall, 19	7.5
Everson Griffen, 6	4.5
Ray Edwards, 2	4.0
Chris Doleman, 10	4.0
Jared Allen, 4	4.0
Doug Sutherland, 14	3.5
Danielle Hunter, 5	3.5

HUNTER'S CAREER GAME-BY-GAME (*starts)

2015	MIN	U	A	T	TFL	SK	QH	FF	FR	INT	PD
9/14	@ SF	1	0	1	0	0.0	0	0	0	0	0
9/20	DET	INACTIVE									
9/27	SD	INACTIVE									
10/4	@ DEN	0	0	0	0	0.0	0	0	0	0	0
10/18	KC*	3	1	4	1	0.5	0	1	0	0	0
10/25	@ DET	0	0	0	0	0.0	2	0	0	0	0
11/1	@ CHI	1	0	1	1	1.0	4	0	0	0	0
11/8	STL	1	1	2	0	0.0	3	0	0	0	1
11/15	@ OAK	2	1	3	1	1.0	3	0	0	0	0
11/22	GB	1	2	3	1	0.0	0	0	0	0	0
11/29	@ ATL	1	0	1	1	0.0	1	0	0	0	0
12/6	SEA	3	0	3	1	0.0	0	0	0	0	0
12/10	@ AZ	3	1	4	1	1.0	2	0	0	0	0
12/20	CHI	5	1	6	2	1.5	0	0	0	0	0
12/27	NYG	2	1	3	1	1.0	7	0	0	0	0
1/3/16	@ GB	1	2	3	0	0.0	3	0	0	0	0
GP/GS: 14/1		24	10	34	10	6.0	25	1	0	0	1

2015 PLAYOFFS

1/10/16SEA*		2	2	4	0	0.0	8	0	0	0	0
-------------	--	---	---	---	---	-----	---	---	---	---	---

2016	MIN	U	A	T	TFL	SK	QH	FF	FR	INT	PD
9/11	@ TEN	3	1	4	1	1.0	5	0	1	0	0
9/18	GB	3	1	4	1	1.0	2	1	0	0	0
9/25	@ CAR	1	4	5	1	1.0	4	0	0	0	0
10/3	NYG	2	0	2	0	0.0	0	0	0	0	0
10/9	HOU	1	2	3	1	1.0	7	0	0	0	1
10/23	@ PHI	3	2	5	0	0.0	0	0	0	0	0
10/31	@ CHI	1	1	2	1	0.0	0	0	0	0	0
11/6	DET	0	1	1	0	0.0	4	0	0	0	0
11/13	@ WAS	1	4	5	1	1.0	4	0	0	0	0
11/20	ARI	2	0	2	2	2.0	3	0	0	0	0
11/24	@ DET	0	2	2	0	0.5	5	0	0	0	0
12/1	DAL	4	3	7	2	2.0	4	0	0	0	0
12/11	@ JAX	5	2	7	1	1.0	3	0	0	0	0
12/18	IND	2	2	4	0	0.0	2	0	0	0	0
12/24	@ GB	5	1	6	2	1.5	4	0	0	0	0
1/1/17	CHI	1	4	5	1	0.5	2	0	0	0	0
GP/GS: 16/0		34	30	64	14	12.5	49	1	1	0	1

2017	MIN	U	A	T	TFL	SK	QH	FF	FR	INT	PD
9/11	NO*	2	0	2	0	0.0	5	0	0	0	0
9/17	@ PIT*	1	0	1	0	0.0	4	0	0	0	0
9/24	TB*	1	3	4	0	0.0	1	0	0	0	0
10/1	DET*	3	2	5	2	2.0	6	0	0	0	1
10/9	@ CHI*	2	2	4	1	0.0	4	0	0	0	1
10/15	GB*	2	0	2	1	0.0	4	0	0	0	0
10/22	BAL*	1	1	2	1	1.0	1	0	0	0	0
10/29	@ CLE*	2	1	3	0	0.0	5	1	0	0	0
11/12	@ WAS*	4	0	4	1	1.0	5	0	0	0	0
11/19	LAR*	1	2	3	1	1.0	1	0	0	0	0
11/23	@ DET*	1	0	1	1	1.0	3	0	1	0	0
12/3	@ ATL*	1	1	2	0	0.0	0	0	0	0	0
12/10	@ CAR*	4	1	5	2	0.0	1	0	0	0	0
12/17	CIN*	3	1	4	1	1.0	3	0	0	0	0
12/23	@ GB*	3	1	4	0	0.0	4	0	0	0	0
12/31	CHI*	2	1	3	1	0.0	4	0	0	0	0
GP/GS: 16/16		33	16	49	12	7.0	51	1	1	0	2

2017 Playoffs

1/14/18 NO*		2	2	4	0	0.0	3	0	0	0	0
1/21/18 @ PHI*		5	1	6	2	1.0	1	0	0	0	0
GP/GS: 2/2		7	3	10	2	1.0	4	0	0	0	0

2018	MIN	U	A	T	TFL	SK	QH	FF	FR	INT	PD
9/9	SF*	1	4	5	3	1.0	7	0	0	0	0
9/16	@ GB*	4	2	6	1	1.0	2	0	0	0	0
9/23	BUF*	3	3	6	2	1.0	3	0	0	0	0
9/27	@ LAR*	3	3	6	1	1.0	4	0	0	0	0
10/7	@ PHI*	2	0	2	2	1.0	3	0	0	0	0
10/14	ARI*	3	2	5	2	2.0	6	0	0	0	0
10/21	@ NYJ*	1	2	3	1	1.0	8	0	0	0	0
10/28	NO*	2	2	4	1	0.0	2	0	0	0	0
11/4	DET*	6	3	9	4	3.5	7	0	1	0	0
11/18	@ CHI*	5	0	5	3	0.0	3	0	0	0	0
11/25	GB*	4	1	5	1	0.0	4	0	0	0	0
12/2	@ NE*	6	0	6	0	0.0	4	0	0	0	0
12/10	@ SEA*	2	1	3	1	1.0	8	0	0	0	0
12/16	MIA*	4	1	5	3	2.0	7	0	0	0	0
12/23	@ DET*	2	0	2	1	0.0	0	0	0	0	0
12/30	CHI*	3	0	3	0	0.0	2	0	0	0	0
GP/GS: 16/16		51	24	75	26	14.5	66	0	1	0	0

2019	MIN	U	A	T	TFL	SK	QH	FF	FR	INT	PD
9/8	ATL*	3	1	4	2	1.0	6	0	0	0	0
9/15	@ GB*	6	3	9	2	1.0	3	0	0	0	0
9/22	OAK*	1	1	2	1	1.0	6	0	0	0	0
9/29	@ CHI*	5	3	8	0	0.0	5	0	0	0	0
10/6	@ NYG*	6	1	7	2	2.0	3	0	0	0	0
10/13	PHI*	2	1	3	1	1.0	4	0	0	0	0
10/20	@ DET*	3	0	3	1	1.0	5	0	0	0	1
10/24	WAS*	5	0	5	1	1.0	1	1	0	0	0
11/3	@ KC*	2	1	3	0	0.5	2	0	0	0	0
11/10	@ DAL*	2	3	5	0	0.0	7	0	0	0	0
11/17	DEN*	2	2	4	0	0.0	3	0	0	0	0
12/2	@ SEA*	2	3	5	1	1.0	1	0	0	0	0
12/8	DET*	6	1	7	3	3.0	4	0	0	0	0
12/15	@ LAC*	4	1	5	1	1.0	3	2	1	0	0
12/23	GB*	3	2	5	1	1.0	1	0	0	0	0
12/29	CHI*	0	0	0	0	0.0	0	0	0	0	0
GP/GS: 16/16		52	24	76	16	14.5	54	3	1	0	1

2019 Playoffs

1/5/20 @ NO*		2	3	5	0	1.5	3	1	0	0	1
1/11/20 @ SF*		3	2	5	1	1.0	2	0	0	0	0
GP/GS: 2/2		5	5	10	1	2.5	5	1	0	0	1

2020	MIN	U	A	T	TFL	SK	QH	FF	FR	INT	PD
9/13	GB	RESERVE/INJURED									
9/20	@ IND	RESERVE/INJURED									
9/27	TEN	RESERVE/INJURED									
10/4	@ HOU	RESERVE/INJURED									
10/11	@ SEA	RESERVE/INJURED									
10/18	ATL	RESERVE/INJURED									
11/1	@ GB	RESERVE/INJURED									
11/8	DET	RESERVE/INJURED									
11/16	@ CHI	RESERVE/INJURED									
11/22	DAL	RESERVE/INJURED									
11/29	CAR	RESERVE/INJURED									
12/6	JAX	RESERVE/INJURED									
12/13	@ TB	RESERVE/INJURED									
12/20	CHI	RESERVE/INJURED									
12/25	@ NO	RESERVE/INJURED									
1/3/20	@ DET	RESERVE/INJURED									
GP/GS: 0/0		0	0	0	0.0	0.0	0	0	0	0	0



18

JUSTIN JEFFERSON

POSITION: Wide Receiver
HEIGHT/WEIGHT: 6-1/202
DOB: 6-16-99
HOMETOWN: St. Rose, LA

HIGH SCHOOL: Destrehan
COLLEGE: Louisiana State
ACQUIRED: D1a (#22) 2020
NFL/VIKINGS SEASON: 2/2

2020 GP/GS
16/14

Career GP/GS
16/14

Playoffs GP/GS
0/0

- Selected to the Pro Bowl and 2nd Team All-Pro (AP, PFF), he was also tabbed to the PFWA All-Rookie Team and was named Offensive Rookie of the Year (PFF).
- Ranks 2nd in NFL history among rookie WRs and owns the Super Bowl era rookie receiving record with 1,400 yards.
- Ranked 4th in the NFL in 2020 with 1,400 receiving yards and his 23 catches of 20+ yards tied for the NFL high.
- Set the franchise rookie receptions record (88), breaking the previous record of 69 set by Randy Moss in 1998.
- Became the 4th player in NFL history to record 7 games with 100+ yards as a rookie, joining Harlon Hill (7 in 1954), Odell Beckham, Jr. (7 in 2014) and Bill Groman (9 in 1960). Randy Moss held previous Vikings rookie record for 100+ games with 4.
- Became the 5th rookie in the Super Bowl era to record 1,000 receiving yards in a season and only the 6th rookie to total 1,000+ yards in the opening 12 games of a season.
- Is the 2nd rookie in franchise history to surpass 1,000+ yards, joining Hall of Famer Randy Moss who set the team receiving record for rookies in 1998 with 1,313 yards.
- His 7 receiving TDs on the season are rank 3rd-most in franchise history by a rookie.

OFF THE FIELD

- Donated 10,000 masks to Children’s Minnesota-St. Paul Hospital during COVID-19 pandemic.
- Majored in sport administration.
- Qualified for the Punt, Pass and Kick national championship at 9 years old, placing 3rd.
- Brother of former LSU starters – QB Jordan Jefferson (2008-11) and New Orleans Saints DB Rickey Jefferson (2013-16). Jordan is currently coaching at Colorado State.
- Father, John, played college basketball at Nebraska Western and NE Louisiana.

HONORS

- 2020 Associated Press All-Pro 2nd-Team.
- 2020 Pro Bowl selection.
- 2020 PFWA All-Rookie Team.

- 2020 Pro Football Focus Offensive Rookie of the Year.

PRO

- Selected to the Pro Bowl and 2nd Team All-Pro (AP, PFF), he was also tabbed to the PFWA All-Rookie Team and was named Offensive Rookie of the Year (PFF).
- Ranks 2nd in NFL history among rookie WRs and owns the Super Bowl era rookie receiving record with 1,400 yards.
- Set the Vikings rookie receptions record (88), breaking the previous record of 69 set by Randy Moss in 1998.
- Became the 4th player in NFL history to record 7 games with 100+ yards as a rookie, joining Harlon Hill (7 in 1954), Odell Beckham Jr. (7 in 2014) and Bill Groman (9 in 1960). Randy Moss held previous Vikings rookie record for 100+ games with 4.
- Selected in the 1st round (#22 overall), helping make history for LSU as the only team to have a 1st-round pick at QB, WR and RB the same year.
- Joined Vikings 3rd-rounder Cameron Dantzler (#89 overall) of Mississippi State as Vikings picks from the SEC in the opening 3 rounds. The SEC had 40 players drafted in the top 3 rounds, setting a record for a conference through 3 rounds.
- LSU in 2020 led the nation with 14 draft picks, and the SEC had 63 total players drafted (4 by the Vikings), the most by any league and 15 more than runner-up Big Ten.
- The LSU program set a school and SEC record with 5 players drafted in the 1st round in 2020, falling just short of Miami’s all-time-record 6 players in the 1st round in 2006.

2020: MINNESOTA VIKINGS

- Appeared in 16 games (14 starts), set Vikings rookie receiving records for yards (1,400), receptions (88) and 100-yard games (7). He broke the 18-year-old, Super Bowl-era rookie record for receiving yards (1,400) became just the 2nd player in the Super Bowl era to record 7 games with 100+ yards as a rookie, joining Odell Beckham Jr. (2014). His 87.5 yards per game also rank 2nd-most by a rookie in the history of the league behind only Beckham Jr. (108.8). He finished the season with 7 TDs.
- Selected to the Pro Bowl and 2nd-Team All-Pro (AP, PFF), he was also tabbed to the PFWA All-Rookie Team and named Offensive Rookie of the Year (PFF).



- Caught 20 passes for 26 yards in his NFL debut in the season opener vs. Green Bay (9/13).
- Led Vikings in 1st career start with 175 yards on 7 receptions with a 71-yard TD vs. Tennessee (9/27).
- Posted 2nd 100-yard game in as many weeks, catching 4 passes for 103 yards to become the 6th Vikings rookie WR to post back-to-back 100-yard games.
- Totaled 166 yards and 2 TDs on 9 receptions vs. Atlanta (10/18), earning Pepsi Rookie of the Week honors.
- Paced the Vikings with 135 yards on 8 receptions at Chicago (11/16), becoming only the 2nd Vikings rookie in team history to record a 100-yard receiving game on MNF.
- Recorded his 2nd game with 2 TDs as he tallied 70 yards and was 1 of 4 receivers with 7+ catches and 60+ yards in Minnesota's comeback win vs. Carolina (11/29).
- Had 9 catches for 121 yards and 1 TD vs. Jacksonville (12/6) in OT win.
- Became the only rookie with multiple 2-point conversions this season and just the 5th in NFL history after his second 2-point conversion of 2020 at Tampa Bay (12/13). His two 2-point conversions in 2020 tied Moss' rookie team record.
- Broke the Super Bowl-era-record and set a franchise record for receiving yards in a season with 1,400 after a 9-reception, 133-yard game in the season finale at Detroit (1/3).

COLLEGE

- Finished LSU career ranked No. 5 in receptions (165), No. 6 in receiving yards (2,415) and No. 3 in receiving TDs (24).
- Had 100+ yards 8 times in 2019 and 10 during his career.
- Led Tigers in receptions in 2019, and tied for the FBS lead with 111 (for 1,540 yards, 13.9 yards per catch) in 15 starts.
- Finished 2nd in the nation to LSU teammate Ja'Marr Chase (20) with 18 receiving TDs as a junior.
- Led the SEC in catches, ranked 2nd behind Chase in yards (1,540), TDs (18) and yards per game (102.7) in 2019.
- Semifinalist for the 2019 Biletnikoff Award.
- Tabbed 2019 2nd-Team All-SEC by *Associated Press*.
- Helped LSU to 42-25 win over Clemson in national title game with 9 catches for 106 yards at Superdome in New Orleans.

- Had a career game in LSU's 63-28 win over Oklahoma in the CFP National Semifinal, setting career highs and CFP Semifinal game records for receptions (14), receiving yards (227), receiving yards in a half (186), and receiving TDs (4).
- Led LSU with 7 receptions for 115 yards and TD in SEC title against Georgia, recording a career-long 71-yard catch.
- Became 10th player in school history with more than 2,000 career receiving yards, surpassing the 1,000-yard mark for the season in the 2019 game at Ole Miss with a 9-catch, 112-yard and 2-TD performance. It was just the 9th 1,000-yard receiving season in school history.
- Made history as he caught Joe Burrow's 29th TD pass on the season for the most in a season in LSU history on an 18-yard TD in the 3rd quarter at Mississippi State.
- Emerged as LSU's top WR in 2018, leading team in receptions (54), yards (875) and TDs (6) through 13 games with 12 starts.

PREP

- Rated as a 3-star prospect by 247Sports and Scout as a WR at Destrehan High School.
- Recorded 44 receptions for 956 yards and 9 TDs as a senior.
- Excelled in track and field in high school.

ROOKIE RECORDS RE-WRITE

Justin Jefferson burst onto the scene in 2020 with a record-setting rookie season, etching his name throughout the Vikings and NFL record book. Jefferson became the 1st NFL rookie WR to be named an *Associated Press* All-Pro since Randy Moss in 1998.

VIKINGS ROOKIE RECEPTIONS

PLAYER	SEASON	CATCHES
Justin Jefferson	2020	88
Randy Moss	1998	69
Percy Harvin	2009	60

VIKINGS ROOKIE RECEIVING YARDS

PLAYER	SEASON	YARDS
Justin Jefferson	2020	1,400
Randy Moss	1998	1,313
Sammy White	1976	906

NFL ROOKIE RECEIVING YARDS

PLAYER	SEASON	TEAM	YARDS
Bill Groman	1960	Houston (AFL)	1,473
Justin Jefferson	2020	Minnesota	1,400
Anquan Boldin	2003	Arizona	1,377
Randy Moss	1998	Minnesota	1,313
Odell Beckham, Jr.	2014	NY Giants	1,305

NFL ROOKIE 100+ YARD RECEIVING GAMES

PLAYER	SEASON	TEAM	100+ GAMES
Bill Groman	1960	Houston (AFL)	9
Justin Jefferson	2020	Minnesota	7
Odell Beckham, Jr.	2014	NY Giants	7
Harlon Hill	1954	Chicago	7



JEFFERSON'S NFL TOTALS

Year	GP/GS	RECEIVING					RUSHING				
		No.	Yds.	Avg.	Lg.	TD	No.	Yds.	Avg.	Lg.	TD
2020 (Min)	16/14	88	1,400	15.9	71t	7	1	2	2.0	2	0
Total	16/14	88	1,400	15.9	71t	7	1	2	2.0	2	0

SINGLE-GAME CAREER HIGHS (* - playoffs)

Receptions 9..... 3x, last at Detroit, 1/3/21	Rushes1..... 1..... vs. Jacksonville, 12/6/20
Receiving Yards ... 175..... vs. Tennessee, 9/27/20	Rushing Yards 2..... vs. Jacksonville, 12/6/20
Long Reception ... 71t..... vs. Tennessee, 9/27/20	Long Rush 2..... vs. Jacksonville, 12/6/20
Touchdowns2..... 2x, last vs. Carolina, 11/29/20	

JEFFERSON'S CAREER GAME-BY-GAME - RECEIVING (*starts)

2020	MIN	No.	Yards	Avg.	Long	TD
9/13	GB	2	26	13.0	17	0
9/20	@ IND	3	44	14.7	22	0
9/27	TEN*	7	175	25.0	71t	1
10/4	@ HOU*	4	103	25.8	29	0
10/11	@ SEA*	3	23	7.7	11	0
10/18	ATL*	9	166	18.4	49t	2
11/1	@ GB*	3	26	8.7	12	0
11/8	DET*	3	64	21.3	35	0
11/16	@ CHI*	8	135	16.9	54	0
11/22	DAL*	3	86	28.7	39t	1
11/29	CAR*	7	70	10.0	18	2
12/6	JAX*	9	121	13.4	40	1
12/13	@ TB*	4	39	9.8	17	0
12/20	CHI*	8	104	13.0	26	0
12/25	@ NO*	6	85	14.2	25	0
1/3	@ DET*	9	133	14.8	38	0
GP/GS: 16/14		88	1,400	15.9	71t	7

JEFFERSON'S TOUCHDOWNS *playoffs

GAME	PLAY
vs. Tennessee, 9/27/20	71 pass from K. Cousins
vs. Atlanta, 10/18/20	11 pass, 49 pass from K. Cousins
vs. Dallas, 11/22/20	39 pass from K. Cousins
vs. Carolina, 11/29/20	12 pass, 10 pass from K. Cousins
vs. Jacksonville, 12/6/20	20 pass from K. Cousins
Total	7 (7 receiving)

JEFFERSON'S 100-YARD RECEIVING GAMES (7)

GAME	Rec/Yds/TD
vs. Tennessee, 9/27/20	7/175/1
at Houston, 10/4/20	4/103/0
vs. Atlanta, 10/18/20	9/166/2
at Chicago, 11/16/20	8/135/0
vs. Jacksonville, 12/6/20	9/121/1
vs. Chicago, 12/20/20	8/104/0
at Detroit, 1/3/21	9/133/0

JEFFERSON'S 2-POINT CONVERSIONS (2)

GAME	Quarter/Play
vs. Atlanta, 10/18/20	4/K. Cousins pass
at Tampa Bay, 12/13/20	3/K. Cousins pass

VIKINGS MAKE THEIR MARKS ON NFL RECORD BOOK

Since the team's inception in 1961, many Vikings have found themselves at or near the top of the record books. Below is a compilation of NFL records and where notable Vikings stand.

RECEIVING YARDS GAINED, CAREER

RK	WR	Yards
1	Jerry Rice, 1985-2004	22,895
2	Larry Fitzgerald, 2004-	17,492
3	Terrell Owens, 1996-2010	15,934
4	Randy Moss, 1998-2012	15,292

MOST SEASONS 1,000+ RECEIVING YARDS

RK	WR	SEASONS
1	Jerry Rice, 1985-2004	14
2	Randy Moss, 1998-2012	10

MOST GAMES 100+ RECEIVING YARDS

RK	WR	Games
1	Jerry Rice, 1985-2004	76
2	Randy Moss, 1998-2012	64
3	Marvin Harrison, 1996-2008	59

MOST RECEIVING TDs, CAREER

RK	WR	TDs
1	Jerry Rice, 1985-2004	197
2	Randy Moss, 1998-2012	156
3	Terrell Owens, 1996-2010	153

MOST RECEIVING TOUCHDOWNS, ROOKIE, SINGLE SEASON

RK	WR (Season, Team)	Touchdowns
1	Randy Moss (1998, Min)	17
2	Bill Howton (1952, GB)	13
	John Jefferson (1978, SD)	13

MOST RUSHING YARDS GAINED, SINGLE SEASON

RK	RB (Season, Team)	Yards
1	Eric Dickerson (1984, LA Rams)	2,105
2	Adrian Peterson (2012, Min)	2,097
3	Jamal Lewis (2003, Bal)	2,066

MOST RUSHING YARDS GAINED, SINGLE GAME

RK	RB (Opponent)	Yards
1	Adrian Peterson (vs. San Diego, 11/4/2007)	296
2	Jamal Lewis (vs. Cleveland, 9/14/2003)	295
3	Jerome Harrison (vs. Kansas City, 12/20/2009)	286

MOST INTERCEPTIONS, CAREER

RK	Player	INTs
1	Paul Krause, 1964-1979	81
2	Emlen Tunnell, 1948-1961	79
3	Rod Woodson, 1987-2003	71

MOST OPPONENTS' FUMBLES RECOVERED, CAREER

RK	Player	FRs
1t	Jim Marshall, 1960-1979	29
1t	Jason Taylor, 1997-2011	29
3	Rickey Jackson, 1981-1995	28

MOST CONSECUTIVE SEASONS, 10+ SACKS

RK	Player	Seasons
1	Reggie White, 1985-1993	9
2	John Randle, 1992-99	8
3	Jared Allen, 2007-2013, and 3 others	7



81

BISI JOHNSON

POSITION: Wide Receiver
HEIGHT/WEIGHT: 6-0/204
DOB: 3-17-97
HOMETOWN: Lakewood, CO

HIGH SCHOOL: Bear Creek
COLLEGE: Colorado State
ACQUIRED: Draft 7c (#247) 2019
NFL/VIKINGS SEASON: 3/3

2020 GP/GS
16/3

Career GP/GS
32/9

Playoffs GP/GS
2/1

- Started 6 games as a rookie in 2019 and 3 in 2020.
- Johnson's 31 receptions in 2019 marked the 9th-highest total by a rookie WR in franchise history at the time.

OFF THE FIELD

- Full name is Olabisi, a name given to him by an elder in Denver's Nigerian community that means "to bring prosperity to your family."
- Father, Bode, attended Federal Polytechnic college in Nigeria.
- Earned degree in hospitality management in December 2018.

PRO

- Selected in the 7th round (#247) in the 2019 NFL Draft.
- The 6th player drafted from CSU by the Vikings and only WR.

2020: MINNESOTA VIKINGS

- Played in all 16 games (3 starts), with 189 yards on 14 catches.
- Led the Vikings and set career-highs with 7 catches for 74 yards in Minnesota's comeback victory vs. Carolina (11/29) as he got the start in place of Adam Thielen (Reserve/COVID-19 list).
- Led the receiving corps with an average of 18.7 yards per reception and had 56 yards receiving on 3 catches vs. Green Bay (9/13) in season opener.
- Had 1 reception for 24 yards at Indianapolis (9/20).
- Totaled 13 yards on 1 catch at Seattle (10/11).

2019: MINNESOTA VIKINGS

- Appeared in all 16 games with 6 starts, finishing with 31 receptions for 294 yards and 3 TDs.
- Made his NFL debut vs. Atlanta (9/8), appearing on offense and special teams.
- Recorded his 1st NFL reception at Chicago (9/29), finishing with 4 receptions for 35 yards.
- Hauled in 4 passes for the 2nd consecutive game at NY Giants (10/6), finishing with 4 receptions for 43 yards.
- Caught his 1st NFL TD at Detroit (10/20), a 1-yard reception from Kirk Cousins.

- Caught a 4-yard TD pass in the 1st quarter at Kansas City (11/3), his 2nd score of the season.
- Made his 1st career start at Dallas (11/10), catching 2 passes for 25 yards.
- Started his 2nd consecutive game vs. Denver (11/17), catching a career-high 6 passes for 35 yards against his home-state team.
- Caught 1 pass for 9 yards and 1 TD vs. Detroit (12/8).
- Started his 5th consecutive game at LA Chargers (12/15), logging his 1st career rush for 6 yards and a 19-yard catch.
- Made his 6th start of the season vs. Chicago (12/29), recording a team-leading 3 receptions for 34 yards in regular-season finale when many starters sat the game out.
- Made his NFL postseason debut in the Wild Card win at New Orleans (1/5/20), catching 2 passes for 17 yards.
- Made the 1st postseason start of his NFL career in the Divisional game at San Francisco (1/11/20).

COLLEGE

- Appeared in 49 career games, starting 27. Finished his career with 125 receptions for 2,019 yards and 11 TDs.
- Set the CSU single-game record for with 265 receiving yards on a career-high 7 receptions, with 2 TD catches vs. Idaho in the Famous Idaho Potato Bowl game (12/22/16).
- Became the 10th Ram to have 2,000+ career receiving yards.

PREP

- Standout at Bear Creek High in suburban Denver, earning 1st Team All-Colorado honors as a senior and was a team captain in 2013-14.
- Led the Bears offense, rushing for 698 yards and 9 TDs, caught 25 passes for 402 yards and 3 TDs as a senior and had 100 tackles (74 solo) on defense.
- Won the 2014 Class 5A Colorado 110-meter hurdles with a winning time of 14.34.
- Holds school record in the 4x100 relay.



Bisi Johnson led the Vikings with a career-best 74 yards on 7 catches in a comeback win vs. Carolina (11/29/20).

JOHNSON'S NFL TOTALS

Year	GP/GS	RECEIVING				
		No.	Yds.	Avg.	Lg.	TD
2019 (Min)	16/6	31	294	9.5	23	3
Playoffs	2/1	2	17	8.5	9	0
2020 (Min)	16/3	14	189	13.5	29	0
Total	32/9	45	483	10.7	29	3
Playoffs	2/1	2	17	8.5	9	0

Other: 1 rush attempt, 6 rush yards, 1 punt fair catch

SINGLE-GAME CAREER HIGHS (* - playoffs)

Receptions7..... vs. Carolina, 11/29/20
Receiving Yards.....74..... vs. Carolina, 11/29/20
Long reception 29..... vs. Green Bay, 9/13/20
Receiving TD1..... 3x, last vs. Detroit, 12/8/19
Rushing Attempt1..... at LA Chargers, 12/15/19

JOHNSON'S TOUCHDOWNS

GAME (*playoffs)..... **PLAY**
at Detroit, 10/20/19..... 1 pass from K. Cousins
at Kansas City, 11/4/19..... 4 pass from K. Cousins
vs. Detroit, 12/8/19..... 9 pass from K. Cousins
Total..... **3 (3 receiving)**

JOHNSON'S CAREER GAME-BY-GAME (*starts)

2019	MIN	No.	Yards	Avg.	Long	TD
9/8	ATL	0	0	0.0	0	0
9/15	@ GB	0	0	0.0	0	0
9/22	OAK	0	0	0.0	0	0
9/29	@ CHI	4	35	8.8	16	0
10/6	@ NYG	4	43	10.8	23	0
10/13	PHI	1	16	16.0	16	0
10/20	@ DET	4	40	10.0	19	1
10/24	WAS	2	27	13.5	16	0
11/3	@ KC	1	4	4.0	4	1
11/10	@ DAL*	2	25	12.5	15	0
11/17	DEN*	6	35	5.8	9	0
12/2	@ SEA*	1	1	1.0	1	0
12/8	DET*	1	9	9.0	9t	1
12/15	@ LAC*	1	19	19.0	19	0
12/23	GB	1	5	5.0	5	0
12/29	CHI*	3	34	11.3	14	0
GP/GS: 16/6		31	294	9.5	23	3
2019 PLAYOFFS						
1/5/20	@ NO	2	17	8.5	9	0
1/11/20	@ SF*	0	0	0.0	0	0
GP/GS: 2/1		2	17	8.5	9	0

2020	MIN	No.	Yards	Avg.	Long	TD
9/13	GB*	3	56	18.7	29	0
9/20	@ IND*	1	24	24.0	24	0
9/27	TEN	0	0	0.0	0	0
10/4	@ HOU	0	0	0.0	0	0
10/11	@ SEA	1	13	13.0	13	0
10/18	ATL	0	0	0.0	0	0
11/1	@ GB	0	0	0.0	0	0
11/8	DET	0	0	0.0	0	0
11/16	@ CHI	0	0	0.0	0	0
11/22	DAL	1	9	9.0	9	0
11/29	CAR*	7	74	10.6	17	0
12/6	JAX	0	0	0.0	0	0
12/13	@ TB	0	0	0.0	0	0
12/20	CHI	0	0	0.0	0	0
12/25	@ NO	1	13	13.0	13	0
1/3	@ DET	0	0	0.0	0	0
GP/GS: 16/3		14	189	13.5	29	0



1

GREG JOSEPH

POSITION: Kicker
HEIGHT/WEIGHT: 6-0/210
DOB: 8/4/94
HOMETOWN: Boca Raton, FL

HIGH SCHOOL: American Heritage
COLLEGE: Florida Atlantic
ACQUIRED: FA '21
NFL/VIKINGS SEASON: 4/1

2020 GP/GS 0/0 - TB (PS) **Career GP/GS** 16/0 (CLE-14/0, TEN-2/0) **Playoffs GP/GS** 3/0 (TEN-3/0)

- Spent 2020 season on Tampa Bay practice squad as the team won 3 road playoff games en route to being the 1st NFL team to play in the Super Bowl and win it in its home stadium.
- Entered NFL as a rookie free agent with Miami in 2018.
- Set Browns rookie records in 2018 for points (76) and FGs (17), playing in 14 games. Hit an OT game-winner vs. Baltimore (10/7/18) in his 3rd career game.

OFF THE FIELD

- Born in South Africa and lived there before moving at age 7 with his family to the United States; attended high school in Boca Raton, FL.

- Has degree in health administration from FAU and working on his MBA.
- Played 1 season of high school football but was all-state honoree in soccer.
- Avid professional and international soccer fan.

PRO

- Joined Vikings on 2/11/21 as a free agent.
- Spent 2020 season on Tampa Bay practice squad following release from Tennessee after training camp.
- As a rookie free agent, signed with Miami until his release on 9/2/18 and then signed with Cleveland on 9/17/18, going on to kick in 14 games.
- Joined Tennessee late in 2019 regular season and kicked in all 3 Titans playoff games as they advanced to the AFC title game.

2020: TAMPA BAY/TENNESSEE

- Signed to Tampa Bay practice squad on 9/8 where he remained for rest of 2020 season as Buccaneers won Super Bowl LV in their home stadium.
- Released by Tennessee on 9/4 during training camp.

2019: TENNESSEE

- Played final 2 games of regular season and all 3 playoff contests for Titans as they advanced to AFC Championship Game as a Wild Card playoff entrant.
- Handled kickoff duties for Tennessee.
- Did not attempt a FG in regular season and made lone attempt in the postseason.
- Connected on 18-of-18 PATs during regular season and playoffs, 9 in regular season and 9 in postseason.
- Signed by Tennessee on 12/18 and played in 1st game with club vs. New Orleans (12/22).

2018: CLEVELAND/MIAMI

- Set Browns rookie records for points (76) and FGs made (17).
- Played in 1st career game vs. NY Jets (9/20), going 2-2 on FGs and 1-1 on extra points in a 21-17 win on Thursday Night Football, the 1st win of the season for the Browns.

- Made game-winning 37-yard FG with :02 left in OT period to seal a 12-9 win vs. Baltimore (10/7).
- Connected on career-long 51-yard FG vs. Kansas City (11/4).
- Went 7-8 on FGs over the final 8 games of the season.
- Originally signed as a rookie free agent, spent training camp and preseason with Miami, released on 9/2.

COLLEGE

- Played in 50 games at Florida Atlantic from 2014-17 after redshirting in 2013.
- Hit 57-82 career FGs and 165-170 PATs, earning Honorable Mention All-Conference USA honors in 2016 and 2017.
- Left FAU as school record holder in points (336), FGs and PATs.
- As a senior, was 15/21 on FGs, 64/68 on PATs.
- As a junior, was 10/14 on FGs, 39/39 on PATs.
- As a sophomore, made career-high 18 FGs on 27 attempts and all 28 PAT tries.

PREP

- Standout in soccer at American Heritage High in Delray Beach, FL, earning All-County and All-State honors.

JOSEPH'S NFL TOTALS

SCORING

Year	GP	FG	FGA	Pct.	Lg.	Blk.	PAT	PATA	Pct.	Blk.	Pts.
2018 (Cle)	14	17	20	85.0	51	0	25	29	86.2	0	76
2019 (Ten)	2	0	0	--	0	0	9	9	100.0	0	9
Playoffs	3	1	1	100.0	30	0	9	9	100.0	0	12
2020 (TB)											
PRACTICE SQUAD											
Totals	16	17	20	85.0	51	0	34	38	89.5	0	85
Playoffs	3	1	1	100.0	30	0	9	9	100.0	0	12

FIELD GOALS

Year	1-19	Pct.	20-29	Pct.	30-39	Pct.	40-49	Pct.	50+	Pct.
2018 (Cle)	0/0	--	4/4	100.0	7/7	100.0	5/7	71.4	1/2	50.0
2019 (Ten)	0/0	--	0/0	--	0/0	--	0/0	--	0/0	--
Playoffs	0/0	--	0/0	--	1/1	100.0	0/0	--	0/0	--
Totals	0/0	--	4/4	100.0	8/8	100.0	5/7	71.4	1/2	50.0

SINGLE-GAME CAREER HIGHS (* - playoffs)


Total Points..... 8..... 3x, last vs. Cincinnati, 12/23/18
Attempted Field Goals.. 3..... vs. Baltimore, 10/7/18
Attempted PATs..... 5..... 2x, last at Houston, 12/29/19

Made Field Goals..... 2..... 7x, last vs. Cincinnati, 12/23/18
Made PATs..... 5..... 2x, last at Houston, 12/29/19
Touchbacks 9..... at Oakland, 9/30/18

JOSEPH'S CAREER GAME-BY-GAME

2018	CLE	PAT	FG	PTS	FGS (missed)
9/20	NYJ	1-1	2-2	7	45, 27
9/30	@ OAK	2-2	2-2	8	25, 28
10/7	BAL	0-1	2-3	6	25, (55), 37
10/14	LAC	0-0	2-2	6	33, 28
10/21	@ TB	3-3	0-0	3	
10/28	@ PIT	0-1	2-3	6	34, 45, (41)
11/4	KC	0-0	1-1	3	51
11/11	ATL	4-4	0-0	4	
11/25	@ CIN	5-5	0-0	5	
12/2	@ HOU	1-1	0-0	1	
12/9	CAR	2-3	2-2	8	49, 41
12/15	@ DEN	2-2	1-1	5	40
12/23	CIN	2-3	2-2	8	37, 31
12/30	@ BAL	3-3	1-2	6	(46), 35
GP: 14		25-29	17-20	76	

2019	TEN	PAT	FG	PTS	FGS (missed)
12/19 - SIGNED OFF CAROLINA PRACTICE SQUAD					
12/22	NO	4-4	0-0	4	
12/29	@ HOU	5-5	0-0	5	
GP: 2		9-9	0-0	9	
2019 PLAYOFFS					
1/4	@ NE	2-2	0-0	2	
1/11	@ BAL	4-4	0-0	4	
1/19	@ KC	3-3	1-1	6	30
GP: 3		9-9	1-1	12	
2020 TB					
9/8 - SIGNED TO PRACTICE SQUAD					
THROUGH REGULAR SEASON AND PLAYOFFS					



54

ERIC KENDRICKS

POSITION: Linebacker
HEIGHT/WEIGHT: 6-0/232
DOB: 2-29-92
HOMETOWN: Fresno, CA

HIGH SCHOOL: Herbert Hoover
COLLEGE: UCLA
ACQUIRED: D2 (#45) 2015
NFL/VIKINGS SEASON: 7/7

2020 GP/GS
11/11

Career GP/GS
85/81

Playoff GP/GS
5/5

- Named Vikings 2020 Walter Payton NFL Man of the Year nominee.
- Took leadership role on Vikings Social Justice Committee following the killing of George Floyd in Spring 2020, calling for action and leading team and nationwide discussion.
- Named to his 1st Pro Bowl and earned *Associated Press* 1st-Team All-Pro honors following the 2019 season.
- Since entering the league in 2015, he ranks 3rd with 639 tackles (league stats).
- The highest-graded LB in the NFL according to Pro Football Focus in 2019, boasting a score of 90.5.
- Tied for 2nd-most career INT Return TDs (2) in team history by a LB, trailing only Rip Hawkins (3).

OFF THE FIELD

- Earned his degree from UCLA in political science.
- Auctioned his original paintings and matched the purchase price for donations to food shelves during Covid19 shutdown.
- Father, Horace, was a RB at UCLA and played in the CFL.
- Brother, Mychal, attended California and was drafted by Philadelphia in the 2nd round (#46 overall) in 2012 NFL Draft, 1 pick lower than younger brother Eric would go 3 years later.
- "Leap Year" baby born on 2/29/92 in Clovis, CA.
- Has 7 siblings.
- Has regularly met with youth at the Hennepin County Juvenile Detention Center and worked with Twin Cities-based nonprofit All Square, a counseling and support group for people with police records re-entering society.
- Visited pediatric patients at UCLA Mattel Children's Hospital during the 2019 offseason, playing video games, doing arts and crafts and talking football with the kids.
- College roommate of 2014 1st-round selection Anthony Barr.

HONORS

- Named Vikings 2020 Walter Payton NFL Man of the Year nominee.
- Earned AP 1st-Team All-Pro honors in 2019.
- Named to his 1st career Pro Bowl in 2019.
- Recognized as Vikings Defensive MVP for 2019 as part of MN Football Honors program.
- NFC Defensive Player of the Week at Tennessee (9/11/16).
- Named to PFWA All-Rookie Team for 2015.
- Earned NFC Defensive Rookie of the Month for October 2015.

PRO

- Has led the Vikings in tackles each season he has been in the NFL and can tie the Vikings record by leading the club in stops for the 6th straight season in 2020.
- Has a pair of INT return TDs, tied for 2nd-most by a Vikings LB in team history and 1 shy of the club record held by Rip Hawkins.
- Led 2017 team in tackles as defense ranked #1 in the NFL for the 1st time since 1992 and ranked #1 in scoring defense.
- Selected in the 2nd Round (#45 overall) of 2015 NFL Draft.

2020: MINNESOTA VIKINGS

- Started the first 11 games of the season before missing Weeks 13-17 with an injury. His 107 tackles ranked 2nd on the team

- while his 3 INTs were a career-high and tied for 1st by NFL LBs.
- Finished 2nd on the team in total tackles with 107 after missing Weeks 13-17 with an injury and tied for the NFL lead with teammate Eric Wilson among NFL LBs with 3 INTs.
- Minnesota last had 2 LBs with at least 3 INTs each in a season in 1988 when Jesse Solomon notched 4 picks and David Howard had 3. It's only the 4th time in team history (also in 1969 and 1961) 2 LBs had at least 3 INTs.
- Led the defense with 10 tackles and tallied a tackle for loss in the season opener vs. Green Bay (9/13).
- His 12 tackles (11 solo) ranked first on the team and added a tackle for loss at Indianapolis (9/20).
- Led Vikings with 10 tackles and added a pass defended in Week 3 (9/27).
- Recorded 12 tackles at Houston to lead Minnesota in stops for fourth straight week. Also had a pass defended.
- Tallied eight tackles at Seattle to lead Vikings defense for fifth straight week (10/11).
- Led the team with 13 tackles vs. Atlanta (10/18).
- With a team-leading 12 tackles at Green Bay, Kendricks surpassed 600 career tackles to become the 24th player in the league since 1970 to record 600 or more tackles in 81 career games or less (according to league stats).
- Recorded the fifth interception of his career, an end zone grab of a Matthew Stafford pass, and finished with six tackles vs. Detroit (11/8).
- Tallied second interception of 2020 to set a season high and recorded seven tackles and tied his single-game high of two passes defended vs. Dallas (11/22).
- Led Minnesota with 12 tackles, season-high 2 TFL and recorded his 3rd INT of the season as Minnesota had a comeback victory over Carolina in Week 12 (11/29).
- Suffered a calf injury in warmups vs. Jacksonville (12/6) and did not play in Weeks 13-17.

2019: MINNESOTA VIKINGS

- Started all 15 games he played, making 130 total tackles (88 solo) to lead team for the 5th consecutive season.
- Earned AP 1st-Team All-Pro honors following the 2019 season, becoming the 1st Vikings LB to be named All-Pro since Chad Greenway (2nd Team) in 2012. Matt Blair in 1980 was the last 1st-Team AP All-Pro honoree at LB.
- Named to Pro Bowl for the 1st time in his career.
- Tied a career high with 2 passes defended in his 60th career game to open the season vs. Atlanta (9/8).
- Led the team with 13 total tackles at Green Bay (9/15), surpassing the 500 career tackles mark.
- Notched a season-high 14 tackles (9 solo) at Chicago (9/29).
- Was all over the field vs. Philadelphia (10/13), tying for the team lead with 11 total tackles (8 solo) and adding 1 TFL, 0.5 sack, 1 QBH, 1 FF and tying a career high with 2 PD.
- Led the team with 14 total tackles (8 solo) at Detroit (10/20), adding 1 TFL, 1 QBH and recording his 3rd consecutive game with 2 PD, matching a career high.
- Came up with a crucial late-game 4th-down PD at Dallas (11/10), halting a Cowboys drive in the red zone to seal the win.
- Recorded his 12th PD of the season vs. Denver (11/17), tying Ben Leber (2008) and Matt Blair (1981) for the Vikings single-season record among LBs.
- Recorded his 2nd FF of the season at the LA Chargers (12/15)

to go along with a team-leading 8 total tackles.

- Set a single-game career-high with 2 FRs vs. Green Bay (12/23) before exiting with an injury at the end of the 1st half.
- Made 5 total tackles (1 solo) in the Wild Card playoff win at New Orleans (1/5/20).
- Wrapped up 8 total tackles (4 solo) and recorded the 1st postseason INT of his career in the Divisional game at San Francisco, finishing with 2 PBU's.

2018: MINNESOTA VIKINGS

- Started 14 consecutive games to begin the season before missing the final 2 due to a hamstring injury.
- Despite missing time, led the team in tackles for the 4th consecutive season, finishing with 122.
- Played in his 50th career game at Philadelphia (10/7), leading the team with 8 tackles (4 solo) and recovering a Jay Ajayi fumble at the goal line.
- Broke a career-high set 2 weeks prior by recording 18 total tackles (11 solo) at New England (12/2). Also intercepted Tom Brady for the 3rd INT of his career.
- At Seattle (12/10), marked his 2nd straight game with an INT, picking off Russell Wilson in the red zone (3-yard return) to become the 1st Vikings LB with multiple INTs in a single season since Chad Greenway (3) and Erin Henderson (2) in 2013.
- Wrapped up his 1st sack of the season vs. Miami (12/16).
- Inactive Weeks 16-17 with a hamstring injury.

2017: MINNESOTA VIKINGS

- Led Vikings with career-high 136 tackles, starting all 16 games for the 1st time in his career for the #1 defense in the NFL.
- Compiled 9 tackles (5 solo), his 1st sack of the season along with 2 TFL and 2 QBH vs. Detroit (10/7).
- Led the team in tackles for the 3rd consecutive week, totaling 13 tackles (8 solo) with a TFL, 2 QBH and 2 PD vs. Cleveland (10/29) at Twickenham Stadium in London, England.
- Recorded a career-high 4 QBH at Detroit (11/23) on Thanksgiving Day while also tallying 3 tackles (1 solo).
- Led the team with 11 solo tackles at Atlanta (12/3).
- Totaled 10 tackles (6 solo) at Carolina (12/10) for his 7th double-digit tackles game of season.
- Led the team with 6 tackles and his 2nd career INT, which he returned 31 yards for his 2nd career INT TD vs. Cincinnati (12/17) to clinch the NFC North for the 2nd time in 3 seasons.
- Made 8 tackles (5 solo) and a PD at Green Bay (12/23) as the Vikings shut out the Packers at Lambeau for the 1st time ever.
- Had a team-high 10 tackles (7 solo) and 2 QBH in the Vikings Divisional Round win vs. New Orleans (1/14/18).
- Had 6 tackles and 2 PD at Philadelphia (1/21/18) in NFC Championship Game.

2016: MINNESOTA VIKINGS

- Totaled a career-high 126 tackles (86 solo) - including 49 in the final 4 games of the season - 10 TFL, 2.5 sacks, 4 QBHs, 1 FF, 1 FR, 1 INT and 11 PD.
- Became the 2nd Viking and 1st LB in team history to record at least 10 TFL and 10 PD in the same season.
- Scored his 1st-career TD, returning an INT 77 yards, to give the Vikings their 1st lead of the day in the season opener at Tennessee (9/11). Posted 7 tackles, including 1 TFL, against the Titans en route to winning NFC Defensive Player of the Week.
- Inactive (concussion) vs. Detroit (11/6).
- Tabbed 1 tackle and 1 PD before leaving the game with a hip injury in the 1st quarter at Washington (11/13).
- Tallied 8 tackles and recovered a WR Lucky Whitehead fumble forced by DE Everson Griffen vs. Dallas (12/1).
- Had team-high 11 tackles, 1 TFL and 1 PD at Jacksonville (12/11).
- Led Minnesota's LBs with 12 tackles, reaching the 100-tackle mark for the 2nd time in his career, vs. Indianapolis (12/18).
- Registered career highs in tackles (13, tied), sacks (2.5) and TFL (4), adding 3 QBHs, at Green Bay (12/24). Tied for 2nd among

LBs in team history with his 2.5 sacks against the Packers.

- Matched a career high with 13 tackles (8 solo), adding 1 TFL and 1 QBH, vs. Chicago (1/1/17).

2015: MINNESOTA VIKINGS

- Stepped into starting role early in rookie campaign and went on to lead team in tackles with 105, the 2nd time in team history a rookie led the team in stops (Rip Hawkins, 1961).
- Honored with spot on the PFWA/PFW All-Rookie Team.
- Selected as NFC Defensive Rookie of the Month for October 2015 when he had 25 tackles and 4 sacks in a 3-game span.
- Tied for 2nd in Vikings history with 4.0 sacks by a rookie LB and ranks tied for 4th in club history for starts by a rookie LB.
- Took over starting duties at MLB at Denver (10/4) and notched 1st career sack when he caught Hall of Famer Peyton Manning.
- Had season-high 2.0 sacks at Detroit.
- Notched season-best 13 tackles vs. Kansas City (10/18).
- Missed 2 games, vs. St. Louis (11/8) and at Oakland (11/15) with injury.
- Had 3-game streak with a sack: at Denver, vs. Kansas City and at Detroit.
- Part of rookie group that tied a team record by starting 6 players in a game when Kendricks joined T. J. Clemmings, WR Stefon Diggs, LB Edmond Robinson, CB Trae Wayne and S Anthony Harris in the starting lineup at Arizona (12/10).

COLLEGE

- All-time leading tackler in UCLA history with 481 tackles and started 42 career games for the Bruins.
- Became UCLA's 1st Butkus Award winner in 2014.
- Won the Lott IMPACT Trophy, the 2nd straight season a Bruin won that award (Anthony Barr, 2013).
- Earned All-America as a senior.
- Led UCLA in tackles each season from 2012-14.
- Presented at team banquet with Best Leadership Award, Heart Award and Most Valuable Player Award.
- Co-Captain in 2013, earning honorable mention all-conference and all-academic team.
- Started all 14 games as a sophomore and earned Honorable Mention All-Pac-12 and academic all-conference as sophomore.
- Started 3 of his 14 contests as a freshman, 2nd on the team in tackles (76), earned the Bruins Rookie of the Year award.
- Redshirt in 2010 and UCLA's Outstanding Scout Team Player.

PREP

- 3-year letter winner at Herbert Hoover HS in Fresno, CA.
- Saw action at LB, QB, RB, K and P.
- Served as team captain during his junior and senior seasons.
- Notched 117 tackles scored 14 TDs on offense as a senior.
- Standout in basketball and baseball.
- Team captain and 1st-Team All-League in 2009 in basketball.

KENDRICKS' NFL TOTALS

Year	GP/GS	Solo	Asst.	Total	Sacks	INTs	PBU	TFL	QBH	FF/FR
2015 (Min)	14/11	80	25	105	4.0	0	2	11	9	0/0
Playoffs	1/1	4	4	8	0.0	0	2	0	0	0/0
2016 (Min)	15/14	86	40	126	2.5	1 (77t)	11	10	4	1/1
2017 (Min)	16/16	87	49	136	1.0	1 (31t)	8	9	13	0/0
Playoffs	2/2	13	3	16	0.0	0	4	0	2	0/0
2018 (Min)	14/14	79	43	121	1.0	2 (3)	7	5	5	1/1
2019 (Min)	15/15	88	42	130	0.5	0	12	4	4	2/2
Playoffs	2/2	5	8	13	0.0	1 (4)	2	0.0	0	0/0
2020 (Min)	11/11	69	38	107	0.0	3 (0)	6	4	1	0/0
Totals	85/81	483	230	713	9.0	7 (111)	46	43	36	4/4
Playoffs	5/5	22	15	37	0.0	1 (4)	6	0	2	0/0

SINGLE-GAME CAREER HIGHS (* - playoffs)

Tackles	18	at New England, 12/2/18	Long INT Return	77t	at Tennessee, 9/11/16
Solo Tackles	12	at Chicago, 11/18/18	Forced Fumble	1	4x, last at LA Chargers, 12/15/19
Sacks	2.5	at Green Bay, 12/24/16	Fumble Recovery	2	vs. Green Bay, 12/23/19
Passes Defensed	2	9x, last vs. Dallas, 11/22/20	QB Hurries	4	2x, last at Detroit, 11/23/17
Tackles for Loss	4.0	2x, last vs. Baltimore, 10/22/17	INT Return TD	1	2x, last vs. Cincinnati, 12/17/17
Interception	1	7x, last vs. Carolina, 11/29/20			

KENDRICKS' INTERCEPTIONS (*playoffs)

GAME	QB	INT (YDS)
@ Tennessee, 9/11/16	Marcus Mariota	1 (77t)
vs. Cincinnati, 12/17/17	Andy Dalton	1 (31t)
at New England, 12/2/18	Tom Brady	1 (0)
at Seattle, 12/10/18	Russell Wilson	1 (3)
at San Francisco, 1/11/19*	Jimmy Garoppolo	1 (4)
vs. Detroit, 11/8/20	Matthew Stafford	1 (TB)
vs. Dallas, 11/22/20	Andy Dalton	1 (0)
vs. Carolina, 11/29/20	Teddy Bridgewater	1 (0)
Total		8 (113)

KENDRICKS' SACKS

GAME	QB	SACK
@ Denver, 10/4/15	Peyton Manning	1.0
vs. Kansas City, 10/18/15	Alex Smith	1.0
@ Detroit, 10/25/15	Matthew Stafford	2.0
@ Green Bay, 12/24/16	Aaron Rodgers	2.5
vs. Detroit, 10/1/17	Matthew Stafford	1.0
vs. Miami, 12/16/18	Ryan Tannehill	1.0
vs. Philadelphia, 10/13/19	Carson Wentz	0.5
Total		9.0

KENDRICKS' TOUCHDOWNS

GAME	PLAY
@ Tennessee, 9/11/16	77 INT
vs. Cincinnati, 12/17/17	31 INT



Eric Kendricks, the 2020 Vikings Man of the Year, hosted a community coat drive in October 2020 at Cityview Community School.

KENDRICKS' CAREER GAME-BY-GAME (*starts)

2015	MIN	U	A	T	TFL	SK	QH	FF	FR	INT	PD
9/14	@ SF	1	0	1	0	0.0	0	0	0	0	0
9/20	DET	3	2	5	0	0.0	0	0	0	0	0
9/27	SD	8	1	9	0	0.0	0	0	0	0	0
10/4	@ DEN*	4	1	5	1	1.0	1	0	0	0	0
10/18	KC*	11	2	13	1	1.0	1	0	0	0	2
10/25	@ DET*	6	1	7	3	2.0	4	0	0	0	0
11/1	@ CHI*	9	1	10	1	0.0	0	0	0	0	0
11/8	ST	INACTIVE									
11/15	@ OAK	INACTIVE									
11/22	GB*	5	3	8	1	0.0	0	0	0	0	0
11/29	@ ATL*	5	2	7	1	0.0	0	0	0	0	0
12/6	SEA*	3	4	7	0	0.0	1	0	0	0	0
12/10	@ AZ*	7	3	10	0	0.0	0	0	0	0	0
12/20	CHI*	6	1	7	0	0.0	0	0	0	0	0
12/27	NYG*	5	2	7	0	0.0	0	0	0	0	0
1/3/16	@ GB*	7	2	9	3	0.0	2	0	0	0	0
GP/GS: 14/11		80	25	105	11	4.0	9	0	0	0	2

2015 PLAYOFFS

1/10/16	SEA*	4	4	8	0	0.0	0	0	0	0	2
---------	------	---	---	---	---	-----	---	---	---	---	---

2016	MIN	U	A	T	TFL	SK	QH	FF	FR	INT	PD
9/11	@ TEN*	5	2	7	1	0.0	0	0	0	1	1
9/18	GB*	3	2	5	1	0.0	0	1	0	0	2
9/25	@ CAR*	7	5	12	0	0.0	0	0	0	0	1
10/3	NYG*	6	2	8	0	0.0	0	0	0	0	1
10/9	HOU*	5	0	5	0	0.0	0	0	0	0	2
10/23	@ PHI*	9	3	12	0	0.0	0	0	0	0	0
10/31	@ CHI*	7	2	9	0	0.0	0	0	0	0	0
11/6	DET	INACTIVE									
11/13	@ WAS*	0	1	1	0	0.0	0	0	0	0	1
11/20	ARI*	3	2	5	1	0.0	0	0	0	0	1
11/24	@ DET	4	1	5	1	0.0	0	0	0	0	0
12/1	DAL*	5	3	8	0	0.0	0	0	1	0	0
12/11	@ JAX*	9	2	11	1	0.0	0	0	0	0	1
12/18	IND*	7	5	12	0	0.0	0	0	0	0	0
12/24	@ GB*	8	5	13	4	2.5	3	0	0	0	1
1/1/17	CHI*	8	5	13	1	0.0	1	0	0	0	0
GP/GS: 15/14		86	40	126	10	2.5	4	1	1	1	11

2017	MIN	U	A	T	TFL	SK	QH	FF	FR	INT	PD
9/11	NO*	5	4	9	0	0.0	1	0	0	0	1
9/17	@ PIT*	6	7	13	0	0.0	0	0	0	0	0
9/24	TB*	2	2	4	0	0.0	0	0	0	0	1
10/1	DET*	5	4	9	2	1.0	2	0	0	0	0
10/9	@ CHI*	5	3	8	0	0.0	0	0	0	0	1
10/15	GB*	9	2	11	0	0.0	0	0	0	0	1
10/22	BAL*	11	2	13	4	0.0	0	0	0	0	0
10/29	@ CLE*	8	5	13	1	0.0	2	0	0	0	2
11/12	@ WAS	7	3	10	1	0.0	0	0	0	0	0
11/19	LAR*	1	3	4	0	0.0	2	0	0	0	0
11/23	@ DET*	1	2	3	0	0.0	4	0	0	0	0
12/3	@ ATL*	11	0	11	0	0.0	0	0	0	0	1
12/10	@ CAR*	6	4	10	0	0.0	2	0	0	0	0
12/17	CIN*	4	2	6	1	0.0	0	0	0	1	1
12/23	@ GB*	5	3	8	0	0.0	0	0	0	0	1
12/31	CHI*	1	3	4	1	0.0	0	0	0	0	0
GP/GS: 16/16		87	49	136	10	1.0	13	0	0	1	8

2017 Playoffs

1/14/18	NO*	7	3	10	0	0.0	2	0	0	0	2
1/21/18	@ PHI*	6	0	6	0	0.0	0	0	0	0	2
GP/GS: 2/2		13	3	16	0	0.0	2	0	0	0	4

2018	MIN	U	A	T	TFL	SK	QH	FF	FR	INT	PD
9/9	SF*	4	1	5	0	0.0	2	1	0	0	1
9/16	@ GB*	3	5	8	0	0.0	0	0	0	0	1
9/23	BUF*	7	2	9	1	0.0	0	0	0	0	0
9/27	@ LAR*	7	0	7	1	0.0	0	0	0	0	0
10/7	@ PHI*	4	4	8	0	0.0	0	0	1	0	0
10/14	ARI*	4	3	7	0	0.0	0	0	0	0	0
10/21	@ NYJ*	4	3	7	0	0.0	0	0	0	0	2
10/28	NO*	7	3	10	2	0.0	0	0	0	0	0
11/4	DET*	6	3	9	0	0.0	1	0	0	0	0
11/18	@ CHI*	12	2	14	0	0.0	1	0	0	0	0
11/25	GB*	2	5	7	0	0.0	0	0	0	0	0
12/2	@ NE*	11	7	18	0	0.0	0	0	0	1	1
12/10	@ SEA*	3	4	7	0	0.0	0	0	0	1	1
12/16	MIA*	5	1	6	1	1.0	1	0	0	0	1
12/23	@ DET	INACTIVE									
12/30	CHI	INACTIVE									
GP/GS: 14/14		79	43	122	5	1.0	5	1	1	2	7

2019	MIN	U	A	T	TFL	SK	QH	FF	FR	INT	PD
9/8	ATL*	6	0	6	0	0.0	1	0	0	0	2
9/15	@ GB*	9	4	13	0	0.0	0	0	0	0	1
9/22	OAK*	6	4	10	0	0.0	0	0	0	0	0
9/29	@ CHI*	9	5	14	0	0.0	0	0	0	0	0
10/6	@ NYG*	5	2	7	1	0.0	1	0	0	0	2
10/13	PHI*	8	3	11	1	0.5	1	1	0	0	2
10/20	@ DET*	8	6	14	1	0.0	1	0	0	0	2
10/24	WAS*	7	2	9	0	0.0	0	0	0	0	1
11/3	@ KC*	5	2	7	0	0.0	0	0	0	0	0
11/10	@ DAL*	2	4	6	0	0.0	0	0	0	0	1
11/17	DEN*	3	3	6	0	0.0	0	0	0	0	1
12/2	@ SEA*	5	6	11	1	0.0	0	0	0	0	0
12/8	DET*	6	2	8	0	0.0	0	0	0	0	0
12/15	@ LAC*	7	1	8	0	0.0	0	1	0	0	0
12/23	GB*	0	0	0	0	0.0	0	0	2	0	0
12/29	CHI	INACTIVE									
GP/GS: 15/15		88	42	130	4	0.5	4	2	2	0	12

2019 Playoffs

1/5/20	@ NO*	1	4	5	0	0.0	0	0	0	0	0
1/11/20	@ SF*	4	4	8	0	0.0	0	0	0	1	2
GP/GS: 2/2		5	8	13	0	0.0	0	0	0	1	2

2020	MIN	U	A	T	TFL	SK	QH	FF	FR	INT	PD
9/13	GB*	7	4	11	1	0.0	0	0	0	0	0
9/20	@ IND*	11	1	12	1	0.0	0	0	0	0	0
9/27	TEN*	5	5	10	0	0.0	0	0	0	0	1
10/4	@ HOU*	7	5	12	0	0.0	0	0	0	0	1
10/11	@ SEA*	7	1	8	0	0.0	0	0	0	0	0
10/18	ATL*	11	2	13	0	0.0	1	0	0	0	0
11/1	@ GB*	8	4	12	0	0.0	0	0	0	0	0
11/8	DET*	3	3	6	0	0.0	0	0	0	1	1
11/16	@ CHI*	2	1	3	0	0.0	0	0	0	0	0
11/22	DAL*	2	6	8	0	0.0	0	0	0	1	2
11/29	CAR*	6	6	12	2	0.0	0	0	0	1	1
12/6	JAX	DID NOT PLAY									
12/13	@ TB	INACTIVE									
12/20	CHI	INACTIVE									
12/25	@ NO	INACTIVE									
1/3/20	@ DET	INACTIVE									
GP/GS: 11/11		69	38	107	4	0.0	1	0	0	3	6



35

LUTHER KIRK

2020 GP/GS
0/0

Career GP/GS
0/0

Playoffs GP/GS
0/0

- Standard elevation from Vikings practice squad to 53-man roster for game at Green Bay (11/1/20), but did not play.
- Signed to Vikings practice squad on 9/28/20 after spending training camp with Dallas as an undrafted rookie free agent.
- Shares Illinois State alma mater with Mike Zimmer.

OFF THE FIELD

- Graduated from ISU with a degree in university studies.
- Is the youngest of 4 children.

PRO

- Joined Vikings practice squad as team prepared to travel to Houston, signing on 9/28/20.
- Spent training camp with Dallas as an undrafted rookie free agent in 2020.

2020: MINNESOTA/DALLAS

- Spent training camp with Dallas after joining the team following the 2020 Draft as a rookie free agent.
- Signed to Vikings practice squad on 9/28/20.
- Standard elevation from practice squad to active roster on 10/31/20.

POSITION: Safety

HEIGHT/WEIGHT: 6-2/195

DOB: 11-7-96

HOMETOWN: Garland, TX

HIGH SCHOOL: Garland

COLLEGE: Illinois State

ACQUIRED: PS 2020

NFL/VIKINGS SEASON: 2/2


- Active but did not play at Green Bay (11/1).
- Returned to Vikings practice squad for rest of 2020 season.

COLLEGE

- Helped Redbirds to FCS quarterfinals as a freshman in 2015 and a senior in 2019, falling in his final college game to North Dakota State 9-3 in Fargo.
- Served as a team captain as a junior and senior.
- Named AFCA FCS Coaches 1st-Team All-America in 2019.
- Selected as a 3rd-Team *Associated Press* All-America in 2019.
- Named Defensive MVP of East-West Shrine Bowl and earned 1st-Team All-MVC for his senior campaign.
- Led ISU in tackles as senior with 89 and started all 15 games.
- Named 1st-Team All-MVC as a junior, tying for the MVC lead with 5 INTs and ranking 2nd on team with 61 tackles.
- Did not play football in 2017.

PREP

- Dual-threat QB and DB at Garland High in suburban Dallas.
- Threw for 12 and ran in 5 TDs in 6 games as a senior.



61

EVIN KSIEZARCZYK

2020 GP/GS
0/0

Career GP/GS
0/0

Playoffs GP/GS
0/0

- Went to training camp with Atlanta in 2020.
- Signed with Vikings on 5/14/21 following rookie minicamp which he participated in on a tryout basis.

OFF THE FIELD

- Earned bachelor's degree in communications, playing his final season at Buffalo as a grad student.
- Has 3 brothers.

PRO

- Signed with Minnesota on 5/14/21.
- Spent training camp with Atlanta in 2020.

2020: ATLANTA FALCONS

- Spent training camp with Atlanta, released in final roster cuts.

COLLEGE

- Started all 39 games over his final 3 seasons at LT, not missing a game for the Bulls
- Helped turnaround of the Buffalo program that was 2-10 in 2016 to 10-4 and playing in MAC title game in 2018.
- Earned 1st-Team All-MAC as a senior in 2019, starting 13 games at LT as team set the school record with 3,256 yards rushing (250 ypg avg) and RB Jarret Patterson set the UB record

POSITION: Tackle

HEIGHT/WEIGHT: 6-6/311

DOB: 6-8-97

HOMETOWN: Seneca, NY

HIGH SCHOOL: West Seneca East

COLLEGE: Buffalo

ACQUIRED: FA 2021

NFL/VIKINGS SEASON: 1/1

- with 1,799 yards on the ground and 19 TDs. The 2019 team had a pair of 1,000-yard RBs for the 1st time in team history when Patterson was joined by Kevin Marks (1,035).
- Bulls capped 2019 with an 8-5 mark and a win over Charlotte in the Bahamas Bowl.
- In 2018, Ksiezarczyk started all 14 games at LT and earned 2nd-Team All-MAC as team went 10-4, advanced to the MAC title game against Northern Illinois and fell to Troy in the Dollar General Bowl.
- Bulls had the 2 lowest seasons in school history for sacks allowed in 2018 (15) and 2019 (8).
- As a sophomore in 2017, Ksiezarczyk started all 12 games at LT, including the season-opener at Minnesota.

PREP

- Standout OL at West Seneca High near Buffalo, earned Class A 1st-Team All-State, All-Western New York and was the Class A South Lineman of the Year.



48

BLAKE LYNCH

POSITION: Linebacker
HEIGHT/WEIGHT: 6-3/235
DOB: 2-14-97
HOMETOWN: Gilmer, TX

HIGH SCHOOL: Gilmer
COLLEGE: Baylor
ACQUIRED: UDFA 2020
NFL/VIKINGS SEASON: 2/2

2020 GP/GS

4/1

Career GP/GS

4/1

Playoffs GP/GS

0/0

- College teammates at Baylor with fellow Vikings James Lynch and Harrison Hand.
- High school teammates with Vikings DB Kris Boyd.
- Started 1st career game at New Orleans (12/25/20).

OFF THE FIELD

- Earned bachelor's degree in December 2018, playing final season at Baylor as a grad student.

PRO

- Signed with Minnesota as an undrafted free agent 4/27/20.
- Waived on 9/5/20 during the final 53-man roster cut-down.
- Signed to the Vikings practice squad on 9/6/20 and signed from Vikings practice squad to active roster on 12/16/20.

2020: MINNESOTA VIKINGS

- Appeared in the final four games of the season with 1 start in 2020, totaling 11 tackles and 1 PD.
- Standard elevation to active roster on 12/12.
- Made his NFL debut at Tampa Bay (12/13).
- Signed from the practice squad to the active roster on 12/16.
- Recorded his 1st career tackle vs. Chicago (12/20).
- Led team with a career-high 10 tackles in 1st career start at New Orleans (12/25).

COLLEGE

- Started at 5 different positions on both sides of the ball during

his Baylor career (LB, S, CB, WR, RB) settling in at LB as a senior in 2019 when he started 14 games at SLB.

- Named Honorable Mention All-Big 12 as a senior.
- Helped 2019 Bears go 11-3, falling in Big 12 title game to Oklahoma in OT and advancing to Sugar Bowl, losing to Georgia. Baylor's 3 losses came to Oklahoma twice and Georgia.
- In 2018, started 10 games and played in all 13, opening 9 at SLB. Team went 7-6, winning Texas Bowl over Vanderbilt.
- Started 3 games at WR and 2 games at CB for the Bears, notching a 4-catch, 110-yard, 1 TD game at TCU. Ended season with 17 catches for 269 yards and a TD and 15 tackles with 4 PD.
- Made 2 starts at WR and 1 at RB while playing in 11 games as a redshirt freshman in 2016. Scored 1st career TD in debut game vs. Northwestern State on a 12-yard pass. In 1st start at RB vs. Kansas State, was 3-13 rushing and 6-63 receiving with a TD.

PREP

- Named to U.S. Army All-America team as a senior at Gilmer, TX High and the runner-up for Mr. Texas Football by Dave Campbell's Texas Football. Gilmer is a small town in East Texas with a population around 5,000.
- Earned 2nd-Team All-State Class 4A All-State at WR as a senior and led Gilmer to a 16-0 mark and state championship, earning Offensive MVP of the 4A DII state title game, scoring twice in comeback win over West Orange-Stark.

LYNCH'S NFL TOTALS

Year	GP/GS	Solo	Asst.	Total	Sacks	INTs	PBU	TFL	QBH	FF/FR	Special Teams
2020 (Min)	4/1	7	4	11	0.0	0	1	0	0	0/0	0
Totals	4/1	7	4	11	0.0	0	1	0	0	0/0	0

SINGLE-GAME CAREER HIGHS (* - playoffs)

Tackles10..... at New Orleans, 12/25/20
Solo Tackles7..... at New Orleans, 12/25/20

Pass Defensed.....1..... at Detroit, 1/3/21

LYNCH'S CAREER GAME-BY-GAME (*starts)

2020	MIN	U	A	T	TFL	SK	QH	FF	FR	INT	PD
9/13	GB	PRACTICE SQUAD									
9/20	@ IND	PRACTICE SQUAD									
9/27	TEN	PRACTICE SQUAD									
10/4	@ HOU	PRACTICE SQUAD									
10/11	@ SEA	PRACTICE SQUAD									
10/18	ATL	PRACTICE SQUAD									
11/1	@ GB	PRACTICE SQUAD									
11/8	DET	PRACTICE SQUAD									
11/16	@ CHI	PRACTICE SQUAD									
11/22	DAL	PRACTICE SQUAD									
11/29	CAR	PRACTICE SQUAD									
12/6	JAX	PRACTICE SQUAD									
12/13	@ TB	0	0	0	0	0.0	0	0	0	0	0
12/20	CHI	0	1	1	0	0.0	0	0	0	0	0
12/25	@ NO*	7	3	10	0	0.0	0	0	0	0	0
1/3	@ DET	0	0	0	0	0.0	0	0	0	0	1
GP/GS:	4/1	7	4	11	0	0.0	0	0	0	0	0



92

JAMES LYNCH

POSITION: Defensive Tackle
HEIGHT/WEIGHT: 6-4/289
DOB: 1-20-99
HOMETOWN: Round Rock, TX

HIGH SCHOOL: Round Rock
COLLEGE: Baylor
ACQUIRED: D4b (#130) 2020
NFL/VIKINGS SEASON: 2/2

2020 GP/GS

9/0

Career GP/GS

9/0

Playoff GP/GS

0/0

- Played in 9 games as a rookie and had 1st career sack on Russell Wilson at Seattle (10/11/20) on Sunday Night Football.
- 2019 1st-Team All-American (Walter Camp, USA Today) and Big 12 Defensive Player of the Year after setting a Baylor single-season record with 13.5 sacks.

OFF THE FIELD

- Father, Tim, played LB at the University of Nebraska. Brother, Dustin, played at Texas State.
- Middle name is Husker, in honor of his dad's career there.
- Partnered with Uplifting Athletes during the 2020 NFL Combine to raise money for the rare disease community.

PRO

- Drafted by Minnesota in the 4th Round (#130) of the 2020 NFL Draft with a pick acquired in a trade with New Orleans.
- Teammate at Baylor with fellow Vikings rookies Blake Lynch and Harrison Hand, who transferred to Temple for 2019 season.

2020: MINNESOTA VIKINGS

- Played in 9 games as a rookie, notching 1st career sack on Russell Wilson in his NFL debut at Seattle (10/11).
- Had 1 tackle vs. Dallas (11/22) and at Tampa Bay (12/13).
- Played in final 4 straight games of rookie season and 9 games overall in his first season.
- Originally drafted in 4th Round (#130).

COLLEGE

- Helped resurgence of Baylor program that improved from 1-11 campaign in 2017 to a bowl win over Vanderbilt in 2018 and peaked with an 11-3 season in 2019, including OT loss in Big 12 title against Oklahoma and Sugar Bowl loss to Georgia.
- Set a Baylor record with 13.5 sacks as a junior in 2019.
- 2019 honors included 1st-Team All-American, 1st-Team All-Big 12, Big 12 Defensive Player of the Year.
- Finished Baylor career with 27 starts in 38 games, had 33.5 career TFL, 22.0 sacks (Baylor record) and 3 blocked kicks.
- Helped lead Baylor to a 11-3 record and a berth in the Allstate Sugar Bowl in 2019.
- Led Baylor with 5.5 sacks and 9 TFL as a sophomore in 2018, earning 2nd-Team All-Big 12 honors.
- Played in 11 games as a true freshman in 2017 as a reserve DL and led all Big 12 freshman with 3.0 sacks on the season.

PREP

- A 3-time All-District choice at DL/TE for Round Rock High near Austin, TX.
- Racked up 46 tackles, 14 TFL and 8.0 sacks as a senior in 2016.
- Earned District Defensive Lineman of the Year and 2nd-Team All-Central Texas as a junior in 2015.

LYNCH'S NFL TOTALS

Year	GP/GS	Solo	Asst.	Total	Sacks	INTs	PBU	TFL	QBH	FF/FR	Special Teams
2020 (Min)	9/0	2	1	3	1.0	0	0	1	1	0/0	0
Totals	9/0	2	1	3	1.0	0	0	1	1	0/0	0

SINGLE-GAME CAREER HIGHS (* - playoffs)

Tackles1.....3x, last at Tampa Bay, 12/13/20 **Sack**1.0..... at Seattle, 10/11/20
Solo Tackles1.....2x, last vs. Dallas, 11/22/20

LYNCH'S CAREER GAME-BY-GAME (*starts)

2020	MIN	U	A	T	TFL	SK	QH	FF	FR	INT	PD	
9/13	GB	INACTIVE										
9/20	@ IND	INACTIVE										
9/27	TEN	INACTIVE										
10/4	@ HOU	INACTIVE										
10/11	@ SEA	1	0	1	1	1.0	1	0	0	0	0	
10/18	ATL	0	0	0	0	0.0	0	0	0	0	0	
11/1	@ GB	0	0	0	0	0.0	0	0	0	0	0	
11/8	DET	INACTIVE										
11/16	@ CHI	INACTIVE										
11/22	DAL	1	0	1	0	0.0	0	0	0	0	0	
11/29	CAR	0	0	0	0	0.0	0	0	0	0	0	
12/6	JAX	DID NOT PLAY										
12/13	@ TB	0	1	1	0	0.0	0	0	0	0	0	
12/20	CHI	0	0	0	0	0.0	0	0	0	0	0	
12/25	@ NO	0	0	0	0	0.0	0	0	0	0	0	
1/3/20	@ DET	0	0	0	0	0.0	0	0	0	0	0	
GP/GS: 9/0		2	1	3	1	1.0	1	0	0	0	0	

LYNCH'S SACKS

GAME	QB	SACK
at Seattle, 10/11/20	Russell Wilson	1.0
Total		1.0

Miller
Lite®



**TASTE
VIKINGS
FANS
CAN
DEPEND ON**



**OFFICIAL BEER SPONSOR
OF THE MINNESOTA VIKINGS**

CELEBRATE RESPONSIBLY®

©2021 MILLER BREWING CO., MILWAUKEE, WI • BEER



37

DYLAN MABIN

POSITION: Cornerback
HEIGHT/WEIGHT: 6-1/195
DOB: 9-14-97
HOMETOWN: Macedonia, OH

COLLEGE: Nordonia
COLLEGE: Fordham
ACQUIRED: PS (Las Vegas) 2020
NFL/VIKINGS SEASON: 3/2

2020 GP/GS

4/0 (MIN-3/0, LV-1/0)

• Made Vikings debut on special teams at Chicago (11/16/20) on *Monday Night Football*.

• Signed by Vikings off Las Vegas practice squad in week leading to game vs. Detroit (11/8/20).

• Spent most of rookie season in 2019 on Raiders practice squad.

Career GP/GS

4/0 (MIN- 3/0, LV-1/0)

Playoffs GP/GS

0/0

• Spent training camp with Raiders and joined practice squad following roster cuts.

• Was on Raiders practice squad the opening 5 weeks of the season, played vs. Tampa Bay (10/25) and back on practice squad for game vs. Cleveland (11/1).

2019: OAKLAND RAIDERS

• Spent most of rookie season on Raiders practice squad, ending season on Practice Squad/Injured list.

• Went through training camp and preseason with Oakland.

• Signed as a rookie free agent in May 2019.

OFF THE FIELD

- Majored in political science at Fordham.
- Named to Patriot League Academic Honor Roll as a senior.

PRO

- Joined Vikings roster off Raiders practice squad on 11/6/20.
- Played in 1 game with Raiders in 2020 on special teams.
- Originally signed with Raiders as a rookie free agent in 2019.

2020: MINNESOTA/ LAS VEGAS

- Made Vikings debut at Chicago (11/18), a Monday Night win.
- Played at New Orleans (12/25) and at Detroit (1/3/21).
- Was inactive for 1st game as a Viking vs. Detroit (11/8), vs. Dallas (11/22), vs. Carolina (11/29), vs. Jacksonville (12/6), at Tampa Bay (12/13), vs. Chicago (12/20).
- Signed off Raiders practice squad to Vikings roster on 11/6/20.
- Played in 1st career game vs. Tampa Bay (10/25) on special teams units for Las Vegas.
- Moved from Raiders practice squad to 53-man roster on 10/24 and reverted to practice squad on 10/26.

COLLEGE

- Played in 42 games with 31 starts at Fordham and earned team MVP honors as a junior.
- Named 1st-Team All-Patriot League in 2017 and 2018.
- Had 149 tackles, 6.5 TFL, 1 INT, 40 PBU and 2 FFs in career.
- As a junior, had 19 PBU to rank 3rd in NCAA for the season.
- Started 9 games as a senior and 11 as a sophomore and junior.

PREP

- Standout at Nordonia HS in Macedonia, Ohio.
- Named to Akron Touchdown Club All-Star team.
- Team captain on state runner-up in Division II class.
- A 1st-Team All-Suburban League WR and DB as a senior.

MABIN'S NFL TOTALS

Year	GP/GS	Solo	Asst.	Total	Sacks	INTs	PBU	TFL	QBH	FF/FR	Special Teams
2019 (Oak)	PS										
2020 (LV)	1/0	0	0	0	0.0	0	0	0	0	0/0	0
(MIN)	3/0	0	0	0	0.0	0	0	0	0	0/0	0
Total	4/0	0	0	0	0.0	0	0	0	0	0/0	0

2020	LV/MIN	U	A	T	TFL	SK	QH	FF	FR
9/13	@ CAR								
9/21	NO								
9/27	@ NE								
10/4	BUF								
10/11	@ KC								
10/25	TB	0	0	0	0.0	0	0	0	0
11/1	@ CLE								
11/8	DET								
11/16	@ CHI	0	0	0	0.0	0	0	0	0
11/22	DAL								
11/29	CAR								
12/6	JAX								
12/13	@ TB								
12/20	CHI								
12/25	@ NO	0	0	0	0.0	0	0	0	0
1/3	@ DET	0	0	0	0.0	0	0	0	0
GP/GS: 4/0		0	0	0	0.0	0	0	0	0



50

HERCULES MATA'AFA

POSITION: Defensive Tackle
HEIGHT/WEIGHT: 6-2/254
DOB: 9-18-95
HOMETOWN: Lahaina, HI

HIGH SCHOOL: Lahainaluna
COLLEGE: Washington State
ACQUIRED: UDFA 2018
NFL/VIKINGS SEASON: 4/4

2020 GP/GS

13/1

Career GP/GS

19/1

Playoffs GP/GS

0/0

- Started 1st career game in 2020 finale at Detroit (1/3/21).
- Named the 2017 AP Pac-12 Defensive Player of the Year after leading the conference in sacks (9.5) and TFL (21.5).
- Part of AP All-Pac 12 defensive unit in 2017 that included future Vikings teammates Troy Dye (1st-Team LB) and Cameron Smith (2nd-Team LB).

OFF THE FIELD

- One of 7 children in his family.
- Sister Gina-Bella is a water polo player at Durham University in the United Kingdom and younger sister Lalelei is an NFL Punt, Pass and Kick national champion.
- Entering 2021, changed to jersey #50, returning to his college jersey after wearing 51 previously with the Vikings.

PRO

- Started 1st career game at Detroit (1/3/21) in 2020 regular-season finale and notched a sack, his 1st full sack of his career.
- Did not have a sack in 2019 but ended 2020 with 2.5 sacks, all in the final 9 games of the season.
- Signed with Minnesota as an undrafted free agent on 4/30/18.
- Placed on Injured Reserve on 6/20/18 after sustaining an injury in offseason workouts.

2020: MINNESOTA VIKINGS

- Started 1st game of career in regular-season finale at Detroit (1/3/21) and sacked Matthew Stafford, the 1st full sack of his career. It gave him 1.5 sacks of Stafford on the season.
- Had career-high 6 tackles vs. Chicago (12/20).
- Had 4 tackles at New Orleans (12/25).
- Shared sack of Mike Glennon with Harrison Smith vs. Jacksonville (12/6).
- Shared a sack of Nick Foles with Eric Wilson at Chicago (11/16) on *Monday Night Football*.

- Shared a sack of Matthew Stafford vs. Detroit (11/8) with Shamar Stephen on a 3rd-down play, his 1st career NFL sack.
- Played extensively at Green Bay (11/1) in win at Lambeau, after being elevated from practice squad for the game.
- Played in season opener vs. Green Bay (9/13), vs. Tennessee (9/27) and at Houston (10/4) as part of Vikings line rotation.
- Inactive at Seattle (10/11).
- Released leading up to game vs. Atlanta (10/18) and re-signed to Vikings practice squad.

2019: MINNESOTA VIKINGS

- Appeared in 6 games during the 2019 campaign.
- Made his NFL debut vs. Atlanta (9/8) in season opener.
- Notched his 1st career FR and TFL at Green Bay (9/15).

2018: MINNESOTA VIKINGS

- Placed on IR after sustaining an injury in offseason workouts.

COLLEGE

- A 3-time All-Pac-12 choice, earning 1st-Team honors as a junior in 2017, 2nd-Team as a sophomore, and honorable mention as a freshman.
- Named 2017 AP Pac-12 Defensive Player of the Year after leading the conference in sacks (9.5) and TFL (21.5).
- Declared for the NFL after his junior season with the Cougars.
- Appeared in 39 games, making 25 starts. Finished his career with 22.5 sacks, good for 4th in school history.
- Named to *USA TODAY's* Sports Freshman All-America 1st Team after leading WSU in sacks and ranking 4th in the Pac-12.

PREP

- Attended Lahainaluna High School in Hawaii.
- Rated the #4 overall prospect coming out of Hawaii.
- State finalist as a junior and senior in wrestling.



MATA/AFA'S NFL TOTALS

Year	GP/GS	Solo	Asst.	Total	Sacks	INTs	PBU	TFL	QBH	FF/FR	Special Teams
2018 (Min)	IR										
2019 (Min)	6/0	1	1	2	0.0	0	1	1	4	0/1	0
Playoffs	0/0	0	0	0	0.0	0	0	0	0	0/0	0
2020 (Min)	13/1	12	12	24	2.5	0	0	3	6	0/1	0
Total	19/1	13	13	26	2.5	0	1	4	10	0/1	0
Playoffs	0/0	0	0	0	0.0	0	0	0	0	0/0	0

SINGLE-GAME CAREER HIGHS (* - playoffs)

Total Tackles 6.....vs. Chicago, 12/20/20 **QB Hurry**..... 3.....vs. Atlanta, 9/8/19
Tackles for Loss1.....at GB, 9/15/19; at Chi, 11/16/20 **Fumble Recoveries**.....1.....at Green Bay, 9/15/19
Sack.....1.0.....at Detroit, 1/3/21

MATA/AFA'S CAREER GAME-BY-GAME (*starts)

2019	MIN	U	A	T	TFL	SK	QH	FF	FR	INT	PD
9/8	ATL	0	1	1	0	0.0	3	0	0	0	0
9/15	@ GB	1	0	1	1	0.0	0	0	1	0	0
9/22	OAK	0	0	0	0	0.0	0	0	0	0	0
9/29	@ CHI	INACTIVE									
10/6	@ NYG	INACTIVE									
10/13	PHI	0	0	0	0	0.0	0	0	0	0	0
10/20	@ DET	0	0	0	0	0.0	1	0	0	0	0
10/24	WAS	INACTIVE									
11/3	@ KC	INACTIVE									
11/10	@ DAL	DID NOT PLAY									
11/17	DEN	INACTIVE									
12/2	@ SEA	INACTIVE									
12/8	DET	INACTIVE									
12/15	@ LAC	INACTIVE									
12/23	GB	INACTIVE									
12/29	CHI	0	0	0	0	0.0	0	0	0	0	1
GP/GS: 6/0		1	1	2	1	0.0	4	0	1	0	1
2019 PLAYOFFS											
1/5	@ NO	INACTIVE									
1/11	@ SF	INACTIVE									
GP/GS: 0/0		0	0	0	0	0.0	0	0	0	0	0

2020	MIN	U	A	T	TFL	SK	QH	FF	FR	INT	PD
9/13	GB	1	0	1	0	0.0	0	0	0	0	0
9/20	@ IND	DID NOT PLAY									
9/27	TEN	0	0	0	0	0.0	0	0	0	0	0
10/4	@ HOU	0	0	0	0	0.0	0	0	0	0	0
10/11	@ SEA	INACTIVE									
10/18	ATL	PRACTICE SQUAD									
11/1	@ GB	2	0	2	0	0.0	0	0	0	0	0
11/8	DET	0	1	1	0	0.5	1	0	0	0	0
11/16	@ CHI	2	1	3	1	0.5	3	0	0	0	0
11/22	DAL	1	0	1	1	0.0	0	0	0	0	0
11/29	CAR	0	1	1	0	0.0	0	0	0	0	0
12/6	JAX	1	2	3	0	0.5	1	0	0	0	0
12/13	@ TB	0	1	1	0	0.0	0	0	0	0	0
12/20	CHI	2	4	6	0	0.0	0	0	0	0	0
12/25	@ NO	2	2	4	0	0.0	0	0	0	0	0
1/3	@ DET*	1	0	1	1	1.0	1	0	0	0	0
GP/GS: 13/1		12	12	24	3	2.5	6	0	0	0	0

MATA/AFA'S SACKS

GAME**QB****SACK**
vs. Detroit, 11/8/20..... Matthew Stafford..... 0.5
at Chicago, 11/16/20..... Nick Foles..... 0.5
vs. Jacksonville, 12/6/20..... Mike Glennon..... 0.5
at Detroit, 1/3/21..... Matthew Stafford..... 1.0
Total.....**2.5**

VIKINGS 61st SEASON SNAPSHOT

The 2021 season marks the Minnesota Vikings 61st season on the field. The players who started it all on Sept. 17, 1961, were a mix of future stars and aging veterans who were embarking on a new adventure with the NFL's fledgling franchise. The team started veteran signal-caller George Shaw instead of rookie phenom Fran Tarkenton, a footnote in history to Tarkenton's Hall of Fame career. Tarkenton came off the bench late in the 1st quarter to spearhead the Vikings to a win over the same Chicago Bears club that posted a dominating 30-7 win only two weeks prior in a preseason bout played in Cedar Rapids, IA.

Tarkenton completed 17 of 23 passes for 250 yards and 4 touchdown passes. The Vikings opened the scoring with a Mike Mercer field goal before Tarkenton connected with Bob Schnelker from 14 yards out on the first touchdown pass of his career. Tarkenton went on to throw TDs to Jerry Reichow from 29 yards, Hugh McElhenny from a yard out and ran for a 3-yard touchdown himself on a quarterback keeper. He rounded out the day with a 2-yard touchdown pass to Dave Middleton as the upstart Vikings notched a 37-13 win.

VIKINGS STARTING LINEUP IN 1961 OPENER VS. CHICAGO

Offense	Defense
WR..... Dave Middleton, 6-1, 190, 7th Year, Auburn	DE Jim Marshall, 6-3, 230, 2nd Year, Ohio State
LT Grady Alderman, 6-3, 235, 2nd Year, Detroit	DT Bill Bishop, 6-4, 250, 10th Year, North Texas State
LG Gerry Huth, 5-11, 228, 4th Year, Wake Forest	DE Ed Culpepper, 6-1, 255, 4th Year, Alabama
C..... Bill Lapham, 6-3, 250, 2nd Year, Iowa	DE Don Joyce, 6-3, 255, 11th Year, Tulane
RG Mike Rabold, 6-2, 240, 3rd Year, Indiana	LB Dick Grecni, 6-1, 230, Rookie, Ohio
RT Frank Youso, 6-4, 260, 4th year, Minnesota	LB Rip Hawkins, 6-3, 230, Rookie, North Carolina
TE Bob Schnelker, 6-4, 215, 9th Year, Bowling Green	LB Clancy Osborne, 6-3, 217, 3rd Year, Arizona State
WR..... Dick Haley, 5-10, 195, 2nd Year, Pittsburgh	CB Jack Morris, 6-0, 190, 4th Year, Oregon
QB George Shaw, 6-0, 185, 7th Year, Oregon	CB Dick Pesonen, 6-0, 190, 2nd Year, Minnesota-Duluth
HB Hugh McElhenny, 6-1, 190, 10th Year, Washington	SS Rich Mostardi, 5-11, 188, 2nd Year, Kent State
FB Mel Triplett, 6-1, 215, 7th Year, Toledo	FS Charlie Sumner, 6-1, 195, 5th Year, William & Mary



25

ALEXANDER MATTISON

POSITION: Running Back
HEIGHT/WEIGHT: 5-11/220
DOB: 6-19-98
HOMETOWN: San Bernardino, CA

HIGH SCHOOL: San Bernardino
COLLEGE: Boise State
ACQUIRED: Draft 3 (#102) 2019
NFL/VIKINGS SEASON: 3/3

2020 GP/GS
13/2

Career GP/GS
26/2

Playoffs GP/GS
2/0

- Started twice in 2020, his 1st career starts.
- Scored his 1st NFL TD vs. Oakland (9/22/19), a 10-yard rush.
- Scored 2 TDs at Detroit (1/3/21), his 1st career multi-TD game, scoring a rushing and receiving TD.
- Entered the NFL Draft following his junior season at Boise State, ranking 10th in Broncos history with 2,829 rushing yards.

OFF THE FIELD

- Majored in communication at Boise State.
- Has 2 older twin brothers, Lamarr and Darrell Jr.
- Father, Darrell, and grandfather, James Mattison, served in the Air Force and uncle, Lawrence Mattison, served in the Army.
- Participated in The Power to Change Movement.
- Was featured as a speaker at the Integrated New Families Opportunity graduation at Ecclesia Christian Center in 2015.
- Active in Make-A-Wish programs at Boise State.
- Teammates with Vikings OT Ezra Cleveland at Boise State, drafted in 2nd round of 2020.

PRO

- Started a pair of games in place of Dalvin Cook in 2020, his 1st career starts (vs. Atlanta and at Detroit).
- Scored a rushing and receiving TD in 2020 season finale at Detroit (1/3/21), his career-best day scoring.
- Drafted #102 overall, the 39th pick in the 3rd round, in 2019.
- Pick #102 is the same as Kirk Cousins (Washington, 2012).
- The 1st Boise State Bronco to be drafted by the Vikings.
- The lone Bronco drafted in 2019, joins a list of recent RBs from the school selected that includes Jay Ajayi (2015, 5th round) and Doug Martin (2012, 1st round).

2020: MINNESOTA VIKINGS

- Started games vs. Atlanta (10/18) and at Detroit (1/3/21), his first starts of his career.
- Had a game-high 95 yards rushing and added 50 yards receiving, scoring a rushing and receiving TD in a game for the 1st time in his career at Detroit (1/3/21), scoring on a 28-yard pass from Kirk Cousins and on a 2-yard run.
- Inactive for game at New Orleans (12/25).
- Returned to lineup vs. Chicago (12/20), catching a 14-yard pass and carrying once for 1 yard.
- Inactive vs. Jacksonville (12/6) and at Tampa Bay (12/13).
- Finished game vs. Detroit (11/8) with 69 yards on 12 carries in relief of Cook, who had rushed for 206 yards, giving the team 275 yards on the ground.
- Started 1st career game when Dalvin Cook was inactive with injury vs. Atlanta (10/18).
- Had 1st career 100-yard day at Seattle (10/11), going for 112 yards on 20 carries and added 24 yards on 3 catches after replacing an injured Dalvin Cook for the 2nd half in a narrow 27-26 loss on *Sunday Night Football*.
- Scored 1st TD of the season at Houston (10/4) on a 4-yard run in the 4th quarter, the final Vikings score in their 31-23 win, the 1st victory of the season.
- Tied for team-high with 50 rushing yards, including team-long 21-yarder, and had 2nd-most catches by a Viking with 4 in season-opener vs. Green Bay (9/13).

2019: MINNESOTA VIKINGS

- Finished the 2019 regular season with 100 carries for 462 yards (4.6 avg.) and 10 receptions for 82 yards.
- Made his NFL debut vs. Atlanta (9/8), carrying 9 times for 49 yards with a long rush of 23 yards.
- Scored his 1st career TD on a 10-yard rush vs. Oakland (9/22), ending the day with 12 carries for 58 yards and 1 TD.
- Hauled in his 1st career reception at Chicago (9/29).
- Led the team and set career high with 62 rushing yards vs. Philadelphia (10/13) with career-long 35-yard run.
- Rushed for 61 yards on 13 carries vs. Washington (10/24) and added 2 receptions for 3 yards.
- Had 73 scrimmage yards at Seattle (12/2) with 51 receiving yards on 4 receptions.
- Inactive with an injury Weeks 15-17.
- Made his NFL postseason debut in the Wild Card win at New Orleans (1/5/20), rushing 5 times for 20 yards and catching 1 pass for 10 yards.

COLLEGE

- Played in all 40 games during his Boise career, helping team to Mountain West title in 2017 and capping that season with a win over Oregon in the Las Vegas Bowl to finish 11-3.
- Two-time Academic All-Mountain West (2016-17).
- Became the 1st Boise player to claim a Mountain West rushing crown in 2018, ranking 8th in the country with 1,415 rushing yards. Also ranked 3rd in the FBS with 302 rushing attempts and tied for 7th with 17 rushing TDs (1st in the MWC).
- Ended Broncos career tied for 2nd in school history with 3 games of 200+ rushing yards while also posting 10 games with 100+ rushing yards.
- Tied school record with 40 rushes vs. Fresno State (12/1/18).

PREP

- Three-star recruit from San Bernardino (CA) HS.
- Ran for 2,000+ yards each of his final 2 seasons, going for 2,017 yards and 26 TDs in 2014 and 2,057 with 22 TDs in 2015.
- Won a league wrestling title at 195 pounds and was named all-league as a junior.
- Won the Mountain Valley League title in the 110 hurdles.
- Boasted a 4.7 cumulative grade-point average.

MATTISON'S NFL TOTALS

Year	GP/GS	RUSHING					RECEIVING				
		Att.	Yds.	Avg.	Lg.	TD	No.	Yds.	Avg.	Lg.	TD
2019 (Min)	13/0	100	462	4.6	35	1	10	82	8.2	17	0
Playoffs	2/0	6	23	3.8	16	0	1	10	10.0	10	0
2020 (Min)	12/2	96	434	4.5	25	2	13	125	9.6	28t	1
Total	25/2	196	896	4.6	35	3	23	207	9.0	28t	1
Playoffs	2/0	6	23	3.8	16	0	1	10	10.0	10	0

SINGLE-GAME CAREER HIGHS (* - playoffs)

Rushing Attempts 21..... at Detroit, 1/3/21	Long Rush 35..... vs. Philadelphia, 10/13/19
Rushing Yards 112..... at Seattle, 10/11/20	Rushing TD 1..... 3x, last at Detroit, 1/3/21
Receptions 4..... 2x, last vs. Green Bay, 9/13/20	Receiving Yards 51..... at Seattle, 12/2/19
Long Reception 28t..... at Detroit, 1/3/21	Receiving TD 1..... at Detroit, 1/3/21

MATTISON'S TOUCHDOWNS

GAMEPLAY
vs. Oakland, 9/22/19.....10 run at Houston, 10/4/20.....4 run at Detroit, 1/3/21.....28 pass from K. Cousins, 2 run
Total4 (3 run, 1 pass)

MATTISON'S 100-YARD DAYS

GAMEYARDS/ATT/TD
at Seattle, 10/11/20112/20/0
Total1

MATTISON'S CAREER GAME-BY-GAME (*starts)

2019	MIN	RUSHING					RECEIVING				
		Att.	Yards	Avg.	Long	TD	No.	Yards	Avg.	Long	TD
9/8	ATL	9	49	5.4	23	0	0	0	0.0	0	0
9/15	@ GB	4	25	6.3	14	0	0	0	0.0	0	0
9/22	OAK	12	58	4.8	21	1	0	0	0.0	0	0
9/29	@ CHI	2	5	2.5	3	0	1	8	8.0	8	0
10/6	@ NYG	7	52	7.4	19	0	0	0	0.0	0	0
10/13	PHI	14	63	4.5	35	0	0	0	0.0	0	0
10/20	@ DET	7	18	2.6	9	0	0	0	0.0	0	0
10/24	WAS	13	61	4.7	28	0	2	3	1.5	4	0
11/3	@ KC	3	6	2.0	3	0	0	0	0.0	0	0
11/10	@ DAL	8	52	6.5	16	0	1	2	2.0	2	0
11/17	DEN	3	5	1.7	6	0	0	0	0.0	0	0
12/2	@ SEA	4	22	5.5	15	0	4	51	12.8	17	0
12/8	DET	14	46	3.3	9	0	2	18	9.0	9	0
12/15	@ LAC	INACTIVE									
12/23	GB	INACTIVE									
12/29	CHI	INACTIVE									
GP/GS: 13/0		100	462	4.6	35	1	10	82	8.2	17	0
2019 PLAYOFFS											
1/5/20	@ NO	5	20	4.0	16	0	1	10	10.0	10	0
1/11/20	@ SF	1	3	3.0	3	0	0	0	0.0	0	0
GP/GS: 2/0		6	23	3.8	16	0	1	10	10.0	10	0

2020	MIN	RUSHING					RECEIVING				
		Att.	Yards	Avg.	Long	TD	No.	Yards	Avg.	Long	TD
9/13	GB	6	50	8.3	21	0	4	30	7.5	9	0
9/20	@ IND	3	13	4.3	11	0	1	3	3.0	3	0
9/27	TEN	8	27	3.4	15	0	0	0	0.0	0	0
10/4	@ HOU	7	17	2.4	4t	1	0	0	0.0	0	0
10/11	@ SEA	20	112	5.6	25	0	3	24	8.0	14	0
10/18	ATL*	10	26	2.6	16	0	1	4	4.0	4	0
11/1	@ GB	3	8	2.7	3	0	0	0	0.0	0	0
11/8	DET	12	69	5.8	18	0	0	0	0.0	0	0
11/16	@ CHI	2	4	2.0	4	0	0	0	0.0	0	0
11/22	DAL	1	6	6.0	6	0	0	0	0.0	0	0
11/29	CAR	2	6	3.0	4	0	0	0	0.0	0	0
12/6	JAX	INACTIVE									
12/13	@ TB	INACTIVE									
12/20	CHI	1	1	1.0	1	0	1	14	14.0	14	0
12/25	@ NO	INACTIVE									
1/3	@ DET	21	95	4.5	20	1	3	50	16.7	28t	1
GP/GS: 13/2		96	434	4.5	25	2	13	125	9.6	28t	1



44

JOSH METELLUS

POSITION: Safety
HEIGHT/WEIGHT: 5-11/209
DOB: 1-21-98
HOMETOWN: Pembroke Pines, FL

HIGH SCHOOL: Flanagan
COLLEGE: Michigan
ACQUIRED: D6b (#205) 2020
NFL/VIKINGS SEASON: 2/2

2020 GP/GS

15/0

Career GP/GS

15/0

Playoffs GP/GS

0/0

- Was elevated from practice squad to 53-man roster and played in 1st career game at Indianapolis (9/20/20).
- Three-time All-Big Ten honoree (2017-19) and was tabbed a 1st-Team All-Big Ten selection by *Associated Press* in 2018.

OFF THE FIELD

- Graduated with a bachelor's degree in sport management.
- Had a son, Joshua Syx Metellus, in Spring 2021.

HONORS

- Named Vikings 2020 Special Teams Player of the Year as part of annual Minnesota Football Honors program.

PRO

- Selected in the 6th round (#205 overall) of the 2020 NFL Draft, the 4th of 5 DBs drafted by the Vikings and the 9th of 10 players drafted from Michigan in 2020, 2nd only to LSU's 14.
- Played in 1st career game at Indianapolis (9/20/20).
- High school and college teammate Devin Bush Jr. was a 1st-round selection by the Steelers in 2019.

2020: MINNESOTA VIKINGS

- Played in final 15 games of season.
- Had 2nd straight game with FR vs. Dallas (11/22).
- Recovered fumble on punt coverage at Chicago (11/16), a win on *Monday Night Football*.
- Led team with 4 special teams stops vs. Detroit (11/8)
- Played on defense at Green Bay (11/1).
- Played at Houston (10/4) and had 2 tackles on coverage units.

- Played on special teams vs. Tennessee (9/27).
- Played in 1st career game at Indianapolis (9/20). Moving from practice squad to 53-man roster days before game.
- Released in final roster cuts following training camp but returned on practice squad where he spent the season-opening week and game vs. Green Bay (9/13).

COLLEGE

- Started all 13 games as a senior, 12 as a junior, 13 as a sophomore and 1 as a true freshman in 2016.
- Notched career-high 74 tackles in 2019 and 3 INT in 2018.
- Had team-high 11 tackles vs. Alabama in the 2020 Citrus Bowl.
- Michigan went 10-3 in 2016 and 2018, went 9-4 in 2019 and 8-5 in 2017. Went to Orange Bowl vs. Florida State ('16), Outback vs. South Carolina ('17), Peach vs. Florida ('18) and Citrus ('19).
- Part of the Pro Football Focus College Big Ten Defensive Team of the Week for his games against Middle Tennessee State, Army, Notre Dame and Michigan State in 2019.
- Returned a 73-yard INT for TD against SMU in 2018.

PREP

- Attended Flanagan High in Pembroke Pines, FL, in greater Miami and was coached by Devin Bush Sr.
- Helped Flanagan to Class 8A state title in 2015, part of a turnaround under coach Bush, a former Super Bowl winner, who led Flanagan from a team that had never made the state playoffs to the state semi's in 2014 and the title in 2015.
- A 4-star prospect and rated No. 21 safety in nation by ESPN.



METELLUS' NFL TOTALS

Year	GP/GS	Tackles							QBH	FF/FR	Special Teams
		Solo	Asst.	Total	Sacks	INTs	PBU	TFL			
2020 (Min)	15/0	0	0	0	0.0	0	0	0	0	0/2	7
Totals	15/0	0	0	0	0.0	0	0	0	0	0/2	7

SINGLE-GAME CAREER HIGHS (* - playoffs)

Tackles 0
 Fumble Recovery 1..... 2x, last vs. Dallas, 11/22/20
 Spec Teams Tkls..... 4..... vs. Detroit, 11/8/20

METELLUS' CAREER GAME-BY-GAME (*starts)

2020	MIN	U	A	T	TFL	SK	QH	FF	FR	INT	PD
9/13	GB										
PRACTICE SQUAD											
9/20	@ IND	0	0	0	0	0.0	0	0	0	0	0
9/27	TEN	0	0	0	0	0.0	0	0	0	0	0
10/4	@ HOU	0	0	0	0	0.0	0	0	0	0	0
10/11	@ SEA	0	0	0	0	0.0	0	0	0	0	0
10/18	ATL	0	0	0	0	0.0	0	0	0	0	0
11/1	@ GB	0	0	0	0	0.0	0	0	0	0	0
11/8	DET	0	0	0	0	0.0	0	0	0	0	0
11/16	@ CHI	0	0	0	0	0.0	0	0	1	0	0
11/22	DAL	0	0	0	0	0.0	0	0	1	0	0
11/29	CAR	0	0	0	0	0.0	0	0	0	0	0
12/6	JAX	0	0	0	0	0.0	0	0	0	0	0
12/13	@ TB	0	0	0	0	0.0	0	0	0	0	0
12/20	CHI	0	0	0	0	0.0	0	0	0	0	0
12/25	@ NO	0	0	0	0	0.0	0	0	0	0	0
1/3	@ DET	0	0	0	0	0.0	0	0	0	0	0
GP/GS: 15/0		0	0	0	0	0.0	0	0	2	0	0



39

PARRY NICKERSON

POSITION: Cornerback
HEIGHT/WEIGHT: 5-10/182
DOB: 10-11-94
HOMETOWN: New Orleans, LA

HIGH SCHOOL: West Jefferson
COLLEGE: Tulane
ACQUIRED: FA (GB) 2021
NFL/VIKINGS SEASON: 4/1

2020 GP/GS Career GP/GS Playoffs GP/GS

- 1/0 - GB 21/3 (16/2- NVJ, 4/1-Jax, 1/0-GB) 0/0
- Played in 1 game for Green Bay in 2020 before going on IR.
 - A 6th-round pick by NY Jets in 2018, played in every game as a rookie and started 2.
 - Ended Tulane career with 16 INT, 2nd-best in school history.

OFF THE FIELD

- Co-owner of E. Robert Art Gallery in New Orleans, featuring the art of Ernest Roberts.
- Majored in public relations at Tulane.

PRO

- Joined Vikings as a free agent on 5/18/21.
- Played in final 4 games for Jacksonville in 2019 after being activated from Jaguars practice squad in December, starting season finale vs. Indianapolis (12/29/19).
- Joined Jaguars on 10/17/19 after release from Seattle on 10/7. Was inactive for 1st game with Jaguars at Cincinnati (10/20), waived on 10/21 and signed to Jags practice squad on 10/23 where he stayed until promoted to 53-man roster on 12/3.
- Traded from NY Jets to Seattle on 8/31/19 late in training camp, signed to Seattle practice squad on 9/12/19. Waived by Seattle and signed to Jacksonville on 10/7/19.
- Drafted by NY Jets in the 6th round in 2018 (#179 overall) and played in every game, making 2 starts.

2020: GREEN BAY/JACKSONVILLE

- Played in 1 game for Green Bay, seeing time on special teams at Tampa Bay (10/18) before going on IR on 10/20.
- Spent 4 games inactive with Green Bay before playing in 1st game for Packers at Tampa Bay.
- Waived by Jaguars in roster cuts at the end of training camp and signed by Green Bay on 9/7.
- Spent training camp with Jacksonville, going on Covid-19 list on 7/30 and activated off list on 8/5.

2019: JACKSONVILLE/SEATTLE/NY JETS

- Spent time with 3 clubs during the season. After he was traded to Seattle from the NY Jets, he spent time on the Seahawks practice squad before playing 4 games for Jacksonville.

MN FOOTBALL HONORS

Following the 2020 season, 5 current Vikings players were honored for their contributions on and off the field at the 14th Annual Minnesota Football Honors.

2021 MN FOOTBALL HONORS AWARD WINNERS

- PLAYER** **AWARD**
- Dalvin Cook Vikings Offensive Player of the Year
 - Harrison Smith Vikings Defensive Player of the Year
 - **Josh Metellus ... Vikings Special Teams Player of the Year**
 - Justin Jefferson Vikings Rookie of the Year
 - Eric Kendricks Vikings Community Man of the Year

- Traded from NY Jets to Seattle on 8/31, was released in final roster cuts by Seattle and signed to their practice squad on 9/12.
 - Signed off Seattle practice squad by Jacksonville on 10/17, was inactive for game at Cincinnati (10/20) and waived on 10/21.
 - Signed to Jaguars practice squad on 10/23 where he remained for 6 weeks before being promoted to 53-man roster on 12/3 and playing in the final 4 games of the season.
 - Played 1st game for Jaguars vs. LA Chargers (12/8) and started season finale vs. Indianapolis (12/29), notching 3 tackles.
- 2018: NY JETS**
- Played in every game as a rookie for NY Jets, starting 2.
 - Had career-best 6 tackles vs. Denver (10/7) and vs. Minnesota (10/21), all 6 vs. Denver were solo stops.
 - Started 1st career game vs. Indianapolis (10/14), a 42-34 win, and the following week vs. Minnesota (10/21).
 - Selected in 6th round (#179) by NY Jets.

COLLEGE

- Started 46 of his 48 career games for Green Wave at CB, leaving ranked #2 in INTs with 16 and 3rd in PBUs with 31.
- Earned 1st-Team All-American Athletic Conference honors by league coaches in 2017 as a senior, 2nd-Team by coaches in 2016 and honorable mention in 2014.
- Had 6 INTs as a senior and as a redshirt freshman in 2015.
- Semifinalist for Jim Thorpe Award as a senior.

PREP

- Attended West Jefferson High in Harvey, LA.
- Earned 1st-Team All-State as a senior and helped team to state playoffs each of his final 3 seasons.
- A 3-star recruit by 247Sports and 2-star by other outlets.
- Standout in track and field.

NICKERSON'S NFL TOTALS

Year	GP/GS	Tackles									Special Teams
		Solo	Asst.	Total	Sacks	INTs	PBU	TFL	QBH	FF/FR	
2018 (NYJ)	16/2	16	3	19	0.0	0	1	0	0	0/0	4
2019 (JAX)	4/1	2	1	3	0.0	0	0	0	0	0/0	2
2020 (GB)	1/0	0	0	0	0.0	0	0	0	0	0/0	0
Totals	21/3	18	4	22	0.0	0	1	0	0	0/0	6

SINGLE-GAME CAREER HIGHS (* - playoffs)

Tackles 6.....2x, last vs. Minnesota, 10/21/18 Pass Defensed.....1.....vs. Indianapolis, 10/14/18
 Spec Teams Tkls..... 4.....vs. Detroit, 11/8/20

NICKERSON'S CAREER GAME-BY-GAME (*starts)

2018	NYJ	U	A	T	TFL	SK	QH	FF	FR	INT	PD
9/10	@ DET	1	0	1	0	0.0	0	0	0	0	0
9/16	MIA	0	0	0	0	0.0	0	0	0	0	0
9/20	@ CLE	0	2	2	0	0.0	0	0	0	0	0
9/30	@ JAX	0	0	0	0	0.0	0	0	0	0	0
10/7	DEN	6	0	6	0	0.0	0	0	0	0	0
10/14	IND*	4	0	4	0	0.0	0	0	0	0	1
10/21	MIN*	5	1	6	0	0.0	0	0	0	0	0
10/28	@ CHI	0	0	0	0	0.0	0	0	0	0	0
11/4	@ MIA	0	0	0	0	0.0	0	0	0	0	0
11/11	BUF	0	0	0	0	0.0	0	0	0	0	0
11/25	NE	0	0	0	0	0.0	0	0	0	0	0
12/2	@ TEN	0	0	0	0	0.0	0	0	0	0	0
12/9	@ BUF	0	0	0	0	0.0	0	0	0	0	0
12/15	HOU	0	0	0	0	0.0	0	0	0	0	0
12/23	GB	0	0	0	0	0.0	0	0	0	0	0
12/30	@ NE	0	0	0	0	0.0	0	0	0	0	0
GP/GS: 16/2	16	3	19	0	0.0	0	0	0	0	0	1

2019	JAX/SEA	U	A	T	TFL	SK	QH	FF	FR	INT	PD
9/8	KC										NOT ON TEAM
	w/SEA										
9/15	@ PIT										Practice Squad
9/19	NO										Practice Squad
9/29	@ ARI										Practice Squad
10/3	LAR										Practice Squad
10/13	@ CLE										Practice Squad
	w/JAX										
10/20	@ CIN										Inactive
10/27	NYJ										Practice Squad
11/3	HOU										Practice Squad
11/17	@ IND										Practice Squad
11/24	@ TEN										Practice Squad
12/1	TB										Practice Squad
12/8	LAC	0	0	0	0	0.0	0	0	0	0	0
12/15	@ OAK	0	0	0	0	0.0	0	0	0	0	0
12/22	@ ATL	0	0	0	0	0.0	0	0	0	0	0
12/29	IND*	2	1	3	0	0.0	0	0	0	0	0
GP/GS: 4/1	2	1	3	0	0.0	0	0	0	0	0	0

2020	GB	U	A	T	TFL	SK	QH	FF	FR	INT	PD
9/13	@ MIN										Inactive
9/20	DET										Inactive
9/27	@ NO										Inactive
10/5	ATL										Inactive
10/18	@ TB	0	0	0	0	0.0	0	0	0	0	0
10/25	@ HOU										Reserve/Injured
11/1	MIN										Reserve/Injured
11/5	@ SF										Reserve/Injured
11/15	JAX										Reserve/Injured
11/22	@ IND										Reserve/Injured
11/29	CHI										Reserve/Injured
12/6	PHI										Reserve/Injured
12/13	@ DET										Reserve/Injured
12/19	CAR										Reserve/Injured
12/27	TEN										Reserve/Injured
1/3	@ CHI										Reserve/Injured
GP/GS: 1/0	0	0	0	0	0	0.0	0	0	0	0	0



75

BRIAN O'NEILL

POSITION: Tackle
HEIGHT/WEIGHT: 6-7/297
DOB: 9-15-95
HOMETOWN: Wilmington, DE

HIGH SCHOOL: Salesianum
COLLEGE: Pittsburgh
ACQUIRED: Draft 2 (#62) 2018
NFL/VIKINGS SEASON: 4/4

2020 GP/GS
16/16

Career GP/GS
46/42

Playoffs GP/GS
2/2

• Highest-drafted Pitt player by the Vikings since Hall of Famer Chris Dooleman at #4 overall in 1985.

• Joins OT Christian Darrisaw (2021, 1st Rd., #23), OT Ezra Cleveland (2020, 2nd Rd., #58) and C Garrett Bradbury (2019, 1st Rd. #18) as OL drafted by the Vikings in the opening 2 rounds of the draft in 4 consecutive seasons.

OFF THE FIELD

- Earned bachelor's degree in finance in December 2018.
- Has strong athletic background in his family - father played RB at Dartmouth, mother was a swimmer at Northeastern and has a brother who played soccer at Northwestern.
- High school teammates with Villanova star and Final Four MVP Donte DiVincenzo.
- Has been active working with Autism Delaware charity events.
- In November 2019, helped give away 250 turkeys with other OL at The Salvation Army-Citadel Center in St. Paul.
- Helped at host Special Olympics MN athletes for an evening of flag football at TCO Performance Center in September of 2019.

HONORS

- Named the 2018 Vikings Rookie of the Year.

PRO

- Since moving into starting lineup for final 11 games of 2018, has started every game he has been active.
- The 2nd Round pick (#62 overall) by Vikings in 2018 NFL Draft.
- Teammates at Pitt with 2021 Vikings rookies DE Patrick Jones II and DT Jaylen Twyman.

2020: MINNESOTA VIKINGS

- Started all 16 games at RT for team that ranked #4 in the NFL in total offense, the highest mark since 2004.
- Helped Vikings offense post a 300-yard passer, 100-yard WR and a 100-yard RB for the 2nd time on the season, matching a Vikings record for a season vs. Jacksonville (12/6).
- Paved way for Vikings offense to post a 3,000-yard passer,

- 1,000-yard WR and a 1,000-yard RB for the 2nd straight season.
- Blocked for Dalvin Cook as he broke the 1,000-yard mark for the season vs. Dallas (11/22) in his 9th game of 2020, the 2nd-fastest in team history behind Adrian Peterson's 8 games.
- Helped Cook run for 206 yards vs. Detroit (11/8), only the 3rd Vikings player to break the 200-yard mark in team history.
- Paved the way for Cook to become only the 3rd player in Vikings history to score 4 TDs in a game (3 rushing, 1 receiving), also tying the team mark for rushing TDs in a game, while running for 163 yards at Green Bay (11/1).
- Helped RB Alexander Mattison break the 100-yard mark for the 1st time in his career at Seattle (10/11) after he replaced an injured Dalvin Cook.
- Part of an offense that featured 2 100+ yard WRs and a 100-yard RB or the 1st time since the 2000 season at Houston (10/4) as the club got the 1st win of the season.
- Helped Cook run for career-high 181 yards and part of offense that had a 175+ yard rusher and receiver (Justin Jefferson, 175) in the same game for the 1st time in NFL history vs. Tennessee (9/27).

2019: MINNESOTA VIKINGS

- Key part of an offensive line that gave up only 28 sacks, tied for 4th-fewest in the NFL and the 6th-lowest in team history.
- Minnesota allowed 0 sacks in 4 games on the season and only 1 sack in 6 games.
- Made 15 regular-season starts at RT and 2 postseason starts.
- Helped RB Dalvin Cook break the 1,000-yard mark and earn Pro Bowl honors while protecting Kirk Cousins en route to his Pro Bowl berth.
- Started at RT in the season opener vs. Atlanta (9/8) as the Vikings offense posted 172 rushing yards.
- Started at RT at Green Bay (9/15), blocking as Dalvin Cook rushed for a career-high 154 yards.
- Started at RT vs. Oakland (9/22) as the offense rushed for 211 yards and did not allow a sack.
- Started at RT as the Vikings offense scored 38 points vs. Philadelphia (10/13).



Brian O'Neill helped host athletes from Special Olympics Minnesota at a flag football event at TCO Performance Center in 2019.

- Started at RT as the Vikings posted 490 yards of offense at the New York Giants (10/6).
- Started at RT at Detroit (10/20) as Minnesota posted 503 total yards of offense, the most since Minnesota racked up 558 total yards vs. Atlanta on 9/28/14, and scored 42 points, the most since Minnesota scored 49 points vs. NY Giants on 12/27/15.
- Started at RT vs. Washington (10/24) as the Vikings offense was not forced to punt for the first time since the 2004 season.
- Started at RT in the 27-23 win vs. Denver (11/17) as Minnesota scored 27 2nd-half points after being down 20-0 at half.
- Inactive vs. Chicago (12/29) as Minnesota rested starters.
- Made his NFL postseason debut in the Wild Card win at New Orleans (1/5/20), starting at RT.
- Started at RT in the Divisional game at San Francisco (1/11/20) but left game with injury.

2018: MINNESOTA VIKINGS

- Played in 15 games, starting the last 11 at RT.
- Blocked for QB Kirk Cousins as he became the 1st player in NFL history to throw for 4,000 yards, 30 TDs, 10 or fewer INTs and post a 70.0% completion rate in a single season.
- Made his NFL debut at RT at Green Bay (9/16) when Rashod Hill left with an injury.
- Stepped in at RT at Philadelphia (10/7) after starter Rashod Hill moved to LT for an injured Riley Reiff.
- Made his 1st career start vs. Arizona (10/14), playing RT as Hill moved to LT in place of Reiff.
- Started at RT vs. Miami (12/16) as the team rushed for 220 yards and scored a season-high 41 points.

COLLEGE

- Started the final 37 games and played in 38 during his Panthers career, 2015 and 2016 at RT and 2017 at LT.
- Helped Pitt to bowl games in 2015 and 2016 with 8-5 records.

- Team was 5-7 in 2017 but won the final game of the season and the final game of his Pitt career with a stunning 24-14 upset over #2 Miami.
- The Panthers upset #2 Clemson in 2016 on the road 43-42.
- An All-Atlantic Coast Conference choice by *Associated Press* and conference coaches in 2017.
- Moved from TE to OT as a redshirt freshman in 2015 and went on to start 12 games at RT.
- Scored both career TDs on rushes during the 2016 season: a 24-yarder vs. Georgia Tech and 5-yard score against Virginia Tech.

PREP

- Helped Salesianum High to Delaware Division I state championship as a standout TE/DE with an 11-1 mark.
- He averaged 18.6 yards per catch with 33 catches for 614 yards and 8 TDs.
- Named 1st-Team All-State as a senior after 3rd-Team honors as a sophomore and junior.
- During his final 3 seasons, squad went 31-7.
- Earned Delaware Basketball Player of the Year honors as a senior after leading team to 1st state title with a 22-2 mark.
- Averaged 13.5 ppg and 8.2 rpg on the hardwood.

O'NEILL'S CAREER GAMES

Year	GP/GS
2018 (Min)	15/11
2019 (Min)	15/15
Playoffs	2/2
2020 (Min)	16/16
Totals	46/42
Playoffs	2/2



17

K.J. OSBORN

POSITION: Wide Receiver
HEIGHT/WEIGHT: 5-11/203
DOB: 6-10-97
HOMETOWN: Ypsilanti, MI

HIGH SCHOOL: IMG Academy
COLLEGE: Miami
ACQUIRED: D5b (#176) 2020
NFL/VIKINGS SEASON: 2/2

2020 GP/GS
9/0

Career GP/GS
9/0

Playoffs GP/GS
0/0

- As a senior, led the Hurricanes in receptions (50), receiving yards (547), receiving TDs (5) and all-purpose yards (1,018) and averaged a career-best 15.9 yards per punt return.
- After graduating from Buffalo in 2018, Osborn elected to spend his final collegiate season as a Miami Hurricane in 2019.

OFF THE FIELD

- Graduated from Buffalo in 2018 with a degree in sociology and is pursuing his Master's degree in criminal justice.
- Interested in a career as an FBI or Secret Service agent.
- Quickly impressed his Miami coaches and was chosen to represent the team at the ACC media days in 2019 preseason.
- Academic All-MAC selection for his excellence in the classroom while at Buffalo.
- Named to the Hampshire Honor Society by the National Football Foundation.

PRO

- Selected in the 5th round (#176 overall) of the 2020 NFL Draft, the 2nd and final WR taken by the Vikings.
- Part of the Vikings 15-member draft class, which is the largest class in NFL history during the 7-round era.
- Impressed at the NFL Combine with a 4.48 40-yard dash, a

37.5 vertical and 18 reps on the bench press.

2020: MINNESOTA VIKINGS

- Had the longest KOR on the team for the season in the opener vs. Green Bay (9/13), a 38-yarder.
- Had season-high 21 yards on 3 punt returns and a 14-yard KO return vs. Jacksonville (12/6) in the OT win.
- Played vs. Green Bay (9/13), at Indianapolis (9/20) and at Houston (10/4).
- Did not play vs. Tennessee (9/27) and inactive for games at Seattle (10/11), vs. Atlanta (10/18), vs. Carolina (11/29) and at Tampa Bay (12/13).
- Made NFL debut in season opener vs. Green Bay (9/13), returning a pair of kickoffs with a long of 38 long.

COLLEGE

- For college career between Miami and Buffalo, caught 146 passes for 2,037 yards and 17 TDs.
- Top receiver for Jacksonville in receptions (50), receiving yards (547) and receiving TDs (5) in 2019.
- Only 'Cane with 1,000+ all-purpose yards 2019 on 6-7 team.
- Started all 13 contests in 2019, his lone season in Miami.
- Caught the game-winning TD at Pittsburgh in last minute.
- In his career, returned 33 kickoffs for 646 yards (19.6 avg) and returned 49 punts for 594 yards (12.1 avg).

- During his 3 seasons on the field in Buffalo (2016-18), totaled 96 catches, 1,490 yards and 12 TDs, his best season for the Bulls was in 2018 with 53 catches, 892 yards and 7 TDs.
- Helped Buffalo program grow during his tenure, from 2-10 in 2016 to 10-4 in 2018, losing the MAC title 30-29 to Northern Illinois and advancing to the Dollar General Bowl against Troy.
- Exploded vs. Eastern Michigan in 2018 with 7 receptions, 3 TDs and 188 yards. Had similar results vs. Western Michigan with 7 receptions, 3 TDs and 138 yards.
- Earned All-MAC 2nd-Team honors as a junior in 2018 while seeing action in 14 games.

PREP

- Transferred from Lincoln High (Ypsilanti, MI) to IMG Academy (Bradenton, FL) for his senior season in 2014.

- Was led by Head Coach Chris Weinke at IMG and totaled 21 receptions for 379 yards and team-high 7 TDs.
- Helped lead IMG to a 10-1 record and #1 ranking in Florida.
- While at Lincoln High, set the school record in the 100m and 200m during his junior year.

OSBORN'S NFL TOTALS

Year	GP/GS	PUNT RETURNS						KICKOFF RETURNS				
		No.	FC	Yds.	Avg.	Lg.	TD	No.	Yds.	Avg.	Lg.	TD
2020 (Min)	9/0	7	6	27	3.9	8	0	14	303	21.6	38	0
Total	9/0	7	6	27	3.9	8	0	14	303	21.6	38	0

SINGLE-GAME CAREER HIGHS (* - playoffs)

Punt Returns.....1.....last vs. Detroit, 11/8/20	Spec Tms Tkl.....1.....at Chicago, 11/16/20
KO Returns.....4.....vs. Detroit, 11/8/20	
Long KO Return.....38.....vs. Green Bay, 9/13/20	
Long Punt Return.....8.....vs. Jacksonville, 12/6/20	

OSBORN'S CAREER GAME-BY-GAME (*-starts)

2020	MIN	KOR	Yards	Avg.	Long	TD
9/13	GB	2	64	32.0	38	0
9/20	@ IND	3	66	22.0	26	0
9/27	TEN	DID NOT PLAY				
10/4	@ HOU	2	40	20.0	20	0
10/11	@ SEA	INACTIVE				
10/18	ATL	INACTIVE				
11/1	@ GB	2	40	20.0	27	0
11/8	DET	4	79	19.8	26	0
11/16	@ CHI	0	0	0.0	0	0
11/22	DAL	0	0	0.0	0	0
11/29	CAR	INACTIVE				
12/6	JAX	1	14	14.0	14	0
12/13	@ TB	INACTIVE				
12/20	CHI	INACTIVE				
12/25	@ NO	0	0	0.0	0	0
1/3	@ DET	0	0	0.0	0	0
GP/GS: 9/0		13	289	22.2	38	0

2020	MIN	PR	FC	Yards	Avg.	Long	TD
9/13	GB	0	0	0	0.0	0	0
9/20	@ IND	0	0	0	0.0	0	0
9/27	TEN	DID NOT PLAY					
10/4	@ HOU	1	2	6	6.0	6	0
10/11	@ SEA	INACTIVE					
10/18	ATL	INACTIVE					
11/1	@ GB	0	0	0	0.0	0	0
11/8	DET	1	0	-3	-3.0	-3	0
11/16	@ CHI	1	2	0	0.0	0	0
11/22	DAL	1	2	3	3.0	0	0
11/29	CAR	INACTIVE					
12/6	JAX	3	0	21	7.0	8	0
12/13	@ TB	INACTIVE					
12/20	CHI	INACTIVE					
12/25	@ NO	0	0	0	0.0	0	0
1/3	@ DET	0	0	0	0.0	0	0
GP/GS: 9/0		7	6	27	3.9	8	0



Minnesota faced Green Bay for the 121st time in regular season and playoff action on 11/1/20 at Lambeau Field, a 28-22 win.



7

PATRICK PETERSON

POSITION: Cornerback
HEIGHT/WEIGHT: 6-1/203
DOB: 7-11-90
HOMETOWN: Fort Lauderdale, FL

HIGH SCHOOL: Blanche Ely
COLLEGE: LSU
ACQUIRED: FA (ARI) 2021
NFL/VIKINGS SEASON: 11/1

2020 GP/GS	Career GP/GS	Playoffs GP/GS
16/16 (ARI)	154/154 - ARI	3/3 - ARI

- Joined Vikings as a free agent in 2021 after spending 10 seasons in Arizona.
- Started all 16 games in 9 of 10 seasons and started 10/10 games in 2019 after being activated.
- Earned 3 *Associated Press* 1st-Team All-Pro honors, an 8-time Pro Bowler and left Arizona with 29 career regular-season INTs, 6th most all-time in Cardinals history.
- Was a 5-time team captain (2013, 2015-18) and started all 154 games he played in Arizona.

OFF THE FIELD

- Donated \$1 million to LSU's weight room that is now named after Peterson.
- Teamed with Pit Boss Grills to donate grill products and gift cards to Arizona first responders. Peterson had his followers on social media nominate a first responder of their choice and he selected three winners on Memorial Day who each received a new top-of-the-line grill, grilling products and a gift card.
- Brother, Avery Johnson, played WR at Cincinnati.
- Cousin of former NFL CB Bryant McFadden, CB Walter McFadden, WR Santana Moss and WR Sinorice Moss.
- Sports administration major.
- Wife, Antonique, is a doctor who worked on the front lines of the COVID-19 pandemic; has two daughters, Paityn and Parker.

PRO

- Cardinals #5 overall pick in the 2011 NFL Draft.
- Signed a 5-year extension on 7/29/14 that kept him under contract through the 2020 season.
- Signed with Minnesota as a free agent in March 2021.

HONORS

- *Associated Press* 1st-Team All-Pro (2011-PR, 2013-CB, 2015-CB).
- Voted to the Pro Bowl in each of his opening 8 NFL seasons: 7 times at CB (2012-18) and once as a kick returner (2011).
- Arizona team captain 5 times: 2013, 2015-18.
- Named to the 2010s All-Decade Team by the Pro Football Hall of Fame's 48-member selection committee.
- Named NFC Defensive Player of the Week 3 times: vs. Cleveland (12/15/19); vs. St. Louis (11/19/14); at Tampa Bay 9/29/13), NFC Special Teams Player of the Week twice: vs. St. Louis (11/6/11); at St. Louis (11/24/11), and Special Teams Player of the Month once (November 2011).
- Named Arizona's Walter Payton NFL Man of the Year nominee in 2015 and 2017.
- Arizona's recipient of the 2016 Ed Block Courage Award.
- Nominated for the 2017 Art Rooney Sportsmanship Award.

2020: ARIZONA CARDINALS

- Started all 16 games in 2020, recording 61 tackles (51 solo), 8 PD and 3 INTs.
- With 3 INTs in 2020, he's had at least 1 INT in each of his 10 NFL seasons, the NFL's 2nd-longest active streak.
- Recorded 5 tackles and had INT at Carolina (10/4).
- Tallied a season-high 8 tackles at Dallas (10/19).
- Intercepted his 2nd pass of the season vs. Seattle (10/25).
- Notched his 3rd pick of the year vs. Buffalo (11/15).

2019: ARIZONA CARDINALS

- Totaled 53 tackles, 3 TFL, 1 sack, 2 INTs, 7 PD and a FF in 10 games (all starts) after being activated to roster in Week 7.
- Intercepted a Baker Mayfield pass in the end zone and allowed

just 5 receptions for 38 yards and a 15.3 passer rating on 12 targets with 3 tackles and 1 TFL, to earn NFC Defensive Player of the Week honors vs. Cleveland (12/15).

2018: ARIZONA CARDINALS

- Selected as a team captain for the 4th consecutive season (5th time in his career), started all 16 games for the 8th straight year, had 51 tackles, 2 TFL, 1 sack, 2 INTs, 5 PD and 1 FR.
- Became the 1st player in franchise history selected to the Pro Bowl in each of his opening 8 NFL seasons, joining HOFers Jim Brown and Barry Sanders as the only players in NFL history named to 8 Pro Bowls before their 29th birthday.
- Played the 2nd-most snaps (1,107) among NFL CBs and allowed just 364 receiving yards and 3 TDs on 30 receptions, the fewest catches allowed among CBs who played at least 80% of defensive snaps, according to ProFootballFocus.com.

2017: ARIZONA CARDINALS

- Selected as a team captain for the 3rd straight season (4th time in his career), started all 16 games for the 7th consecutive year and totaled 33 tackles, 1 INT, 9 PD and 1 FR for the NFL's #6-ranked defense.
- Earned 7th consecutive Pro Bowl selection and 6th straight as a CB, joining HOF RBs Jim Brown and Barry Sanders as the only players in NFL history to be named to the Pro Bowl 7 times before their 28th birthday.
- Selected as Cardinals nominee for the 2017 Art Rooney Sportsmanship Award and the Arizona Cardinals/Walter Payton NFL Man of the Year for the 2nd time (2015).
- Faced the fewest targets (60) and allowed the fewest receptions (28) among CBs with 500+ snaps in 2017, according to Pro Football Focus.

2016: ARIZONA CARDINALS

- Voted a team captain for the 3rd time overall and 2nd straight season, started all 16 games for the 6th consecutive year since being drafted and recorded 46 tackles, 3 INTs, 8 PD.
- Earned 6th consecutive Pro Bowl and 5th straight at CB; joined Hall of Fame HB Ollie Matson as only players in franchise history selected to the Pro Bowl each of their first 6 NFL seasons; became 5th player in Cardinals history to be selected to 6 straight Pro Bowls.
- Selected as Cardinals Ed Block Courage Award Winner for his battle with diabetes.

2015: ARIZONA CARDINALS

- Selected as a team captain for the 2nd time in his career (2013), started every game for the 5th straight season and had 35 tackles, 2 INTs, 10 PD, 1 FF.
- Added 3 tackles, 1 INT and 1 PD in 2 playoff games.
- Named Arizona Cardinals/Walter Payton NFL Man of the Year.
- Selected to 5th consecutive Pro Bowl (4th straight at CB); joined Hall of Famer Ollie Matson as only players in franchise history to earn Pro Bowls in each of their first 5 NFL seasons.
- A 1st-Team AP All-Pro selection, his 3rd career All-Pro honor (2011 at KR, 2013 at CB) and earned PFWA All-NFL honors.
- Led the team with 5 solo tackles and added 1 PD and his 1st career forced fumble at St. Louis (12/6).
- Had 3 tackles, an INT that he returned 72 yards and 1 PD in NFC Championship Game at Carolina (1/24/16).

2014: ARIZONA CARDINALS

- Signed a 5-year contract extension during training camp, started all 16 games for the 4th consecutive season and totaled 46 tackles, 3 INTs, 8 PD, 1.0 sack and 1 QB hit.

- His 3 INTs tied for 2nd on the team.
- Earned 4th straight Pro Bowl selection overall and 3rd at CB.
- Recorded 2 INTs in the 4th quarter on back-to-back possessions vs. St. Louis (11/9), returning the second one 30 yards for his 1st career INT return TD. It marked his 2nd career multi-INT game, and he became 6th player in franchise history with multiple INTs in each of his first 4 seasons. He also added 2 tackles and 1 pass defended to be named NFC Defensive Player of the Week for the 2nd time in his career.

2013: ARIZONA CARDINALS

- Chosen by his teammates as a team captain for the 1st time in his career, started all 16 games for the 3d straight season.
- Selected to the Pro Bowl for 3rd straight year and was named 1st-team AP All-Pro at CB, his 2nd career All-Pro honor after being named as a kick returner in 2011.
- Tied for 2nd on the team with 3 INTs, recorded a team-leading and career-high 30 passes defended.
- Served as team's top punt returner.
- Also saw action on offense throughout the season, catching 6 passes for 54 yards, running for 21 yards on 4 carries and completing a 17-yard pass.
- Had 4 solo tackles and 1 pass defended vs. Detroit (9/15) and helped limit Calvin Johnson to just 2 catches for 20 yards in the 2nd half. Also played 5 snaps on offense, catching a 17-yard pass in the 3rd quarter and later in the quarter completed a 17-yard pass to Kerry Taylor on a reverse pass play. It marked his 1st career pass attempt and, according to the Elias Sports Bureau, made him the 1st NFL defender to catch a pass and complete a pass in the same game since the 1970 merger.

2012: ARIZONA CARDINALS

- Started all 16 games for the 2nd straight season, leading the team and finishing 4th in the NFL with 7 INTs.
- Selected to the Pro Bowl as a CB, joining Hall of Famer Rod Woodson as the only players in NFL history to be named to the Pro Bowl as both a defender and kick returner.
- Totaled 59 tackles, a team-high 17 passes defended and 1 FR and also had 51 punt returns for 426 yards (8.4 avg.) and 3 catches for 11 yards and 2 carries for 13 yards on offense.
- Recovered a fumble by Legedu Naanee and returned it 60 yards in the 4th quarter vs. Miami (9/30), the 1st fumble recovery of his career.
- Recorded an INT in 4th straight game vs. Detroit (12/16), picking off Matthew Stafford in the 2nd quarter to set up a go-ahead TD to become the 1st Cardinals player with an INT in 4 straight games since Aeneas Williams in 1994.

2011: ARIZONA CARDINALS

- Started all 16 games at CB and had a record-setting season returning punts, with 4 TDs and 699 yards on 44 returns.
- Tied the NFL single-season record and set the franchise all-time record with 4 punt return TDs.
- Established an NFL rookie record with 699 punt return yards, which is also a franchise single-season record and ranks as the 2nd-highest single-season total in NFL history (Desmond Howard, 875, 1996).
- Led the league with 4 PR TDs and 699 yards and ranked 2nd with a 15.9 average.
- Selected to the Pro Bowl as a kick returner, becoming the 1st Cardinal rookie since Anquan Boldin (2003) to earn Pro Bowl

- honors; joined Johnny Bailey (1992) and Vai Sikahema (1986-87) as the only players in franchise history to be named to the Pro Bowl as a kick returner.
- Named to the AP All-Pro team as a kick returner, the only rookie named to the team.
- Blocked 2 FGs, helping the Cardinals lead the NFL with 5 blocked FGs on the season.

COLLEGE

- Played in 39 games (30 starts) and totaled 135 tackles, 7 INTs, 22 PD in 3 seasons before entering the Draft as a junior.
- One of the nation's most decorated collegiate players in 2010, winning both the Bednarik Award (nation's top defender) and the Thorpe Award (nation's top defensive back).
- A unanimous All-American selection as a junior in 2010 and earned SEC Defensive Player of the Year and Special Teams Player of the Year honors from the league's coaches.
- All-SEC 1st-Team selection as a CB and return specialist.
- A defensive captain, started all 13 games at RCB and totaled 42 tackles, 4 INTs and 6 PD.
- A 2009 All-SEC 2nd-Team choice by the league's coaches and media and co-recipient of the team's most outstanding defensive player during his sophomore season.
- Earned 2nd-Team All-American honors from the *Sporting News* and started all 13 games at RCB and tallied a career-high 52 tackles, 2 INTs (1 of which he returned for a TD) and 13 PD.
- Played 13 games as a freshman in '08, starting the final 4 contests of the season, including a bowl win over Georgia Tech, and totaled 41 tackles, 1 INT, 3 PD.

PREP

- Named the *USA TODAY* Defensive Player of the Year as a senior in 2007 at Blanche Ely (Pompano Beach, FL) High School and was named to the Parade All-America team and the *USA TODAY* All-America Team.
- Played in the U.S. Army All-American Bowl and was 1 of 6 finalists for the U.S. Army Player of the Year Award.
- Totaled 21 tackles and 5 INTs as a senior, adding 733 yards rushing and 11 TDs on offense.
- As a junior, earned All-Broward County 1st-team and 5A All-State 2nd-team honors after totaling 7 INTs and 37 tackles.
- Scored 6 TDs as a junior, 3 on KR's, 2 as a WR and 1 on the ground as a RB.

DECADE OF DOMINANCE

Patrick Peterson was named to the Pro Football Hall of Fame's All-Decade team for the 2010s, joining an impressive list of defensive backs that excelled in the decade. Minnesota had Adrian Peterson and Cordarrelle Patterson on the 2010s Team.

PRO FOOTBALL HALL OF FAME ALL-DECADE TEAM DBs- 2010 PLAYER POSITION

Patrick Peterson	CB
Richard Sherman	CB
Darrelle Revis	CB
Eric Berry	S
Earl Thomas	S
Eric Weddle	S

PETERSON'S PICKS

Patrick Peterson and new teammate Harrison Smith share a unique statistic in common - both are tied for 4th among active NFL players with 28 career regular-season INTs. Smith is the only safety on the list.

NFL CAREER INTERCEPTIONS BY ACTIVE PLAYERS

PLAYER	INTERCEPTIONS
Richard Sherman	36
Marcus Peters	31
Joe Haden	29
Harrison Smith	28
Patrick Peterson	28
Devin McCourty	28

PETERSON'S NFL TOTALS

Year	GP/GS	Solo	Asst.	Total	Sacks	INTs	PBU	TFL	QBH	FF/FR	Special Teams
2011 (ARI)	16/16	58	5	63	1.0	2	13	1	1	0/0	0
2012 (ARI)	16/16	50	3	53	0.0	7	16	2	0	0/1	0
2013 (ARI)	16/16	40	2	42	0.0	3	13	0	0	0/0	0
2014 (ARI)	16/16	40	7	47	1.0	3	7	0	1	0/0	0
Playoffs	1/1	4	0	4	0.0	0	0	0	0	0/0	0
2015 (ARI)	16/16	35	0	35	0.0	2	8	1	0	1/0	2
Playoffs	2/2	4	1	5	0.0	1	1	0	0	0/0	0
2016 (ARI)	16/16	44	6	50	0.0	3	6	1	0	0/0	1
2017 (ARI)	16/16	30	4	34	0.0	1	8	0	0	0/1	0
2018 (ARI)	16/16	42	9	51	1.0	2	5	2	1	0/1	0
2019 (ARI)	10/10	45	7	52	1.0	2	7	3	1	1/0	0
2020 (ARI)	16/16	51	9	60	0.0	3	8	0	0	0/0	0
Total	154/154	435	52	487	4.0	28	98	10	4	2/3	3
Playoffs	3/3	8	1	9	0.0	1	1	0	0	0/0	0

SINGLE-GAME CAREER HIGHS (* - playoffs)

Tackles	8..... 5x, last at Dallas, 10/19/20	Tackles for Loss	2..... 6x, last vs. Arizona, 12/13/20
Solo Tackles	8..... vs. Kansas City, 12/7/14	Forced Fumble	1..... 2x, last at NY Giants, 10/20/19
Sacks	1.0..... 4x, last at NY Giants, 10/20/19	Fumble Recovered	1..... 3x, last at San Francisco, 10/7/18
Pass Defensed	3..... 6x, last vs. Cleveland, 12/15/19	INT Touchdown	1..... vs. St. Louis, 11/9/14
Interceptions	2..... 2x, last vs. St. Louis, 11/9/14		

PETERSON'S INTERCEPTIONS *playoffs

GAME	QB	INT
at Seattle, 9/25/11.....	Tarvaris Jackson.....	1 (1)
vs. St. Louis, 11/6/11.....	Sam Bradford.....	1 (0)
at New England, 9/16/12....	Tom Brady.....	1 (0)
at St. Louis, 10/4/12.....	Sam Bradford.....	1 (TB)
vs. Buffalo, 10/14/12.....	Brad Smith.....	1 (15)
vs. St. Louis, 11/25/12.....	Sam Bradford.....	1 (TB)
at New York Jets, 12/2/12....	Mark Sanchez.....	1 (0)
at Seattle, 12/9/12.....	Russell Wilson.....	1 (0)
vs. Detroit, 12/16/12.....	Matt Stafford.....	1 (31)
at Tampa Bay, 9/29/13.....	Mike Glennon.....	2 (11, 5)
vs. Carolina, 10/6/13.....	Cam Newton.....	1 (43)
vs. St. Louis, 11/9/14.....	Austin Davis.....	2 (0, 30t)
at St. Louis, 12/11/14.....	Shaun Hill.....	1 (0)
at Chicago, 9/20/15.....	Jimmy Clausen.....	1 (1)
at Detroit, 10/11/15.....	Matt Stafford.....	1 (40)
at Carolina, 1/24/16*.....	Cam Newton.....	1 (72)
vs. Tampa Bay, 9/18/16.....	Jameis Winston.....	1 (25)
at Buffalo, 9/25/16.....	Tyrod Taylor.....	1 (0)
vs. Washington, 12/4/16....	Kirk Cousins.....	1 (2)
at Houston, 11/19/17.....	Tom Savage.....	1 (22)
at LA Rams, 9/16/18.....	Jared Goff.....	1 (0)
vs. Denver, 10/18/18.....	Case Keenum.....	1 (0)
at New Orleans, 10/27/19...	Drew Brees.....	1 (0)
vs. Cleveland, 12/15/19.....	Baker Mayfield.....	1 (TB)
at Carolina, 10/4/20.....	Teddy Bridgewater.....	1 (0)
vs. Seattle, 10/25/20.....	Russell Wilson.....	1 (TB)
vs. Buffalo, 11/15/20.....	Josh Allen.....	1 (7)
Total.....		29

PETERSON'S SACKS *playoffs

GAME	QB	SACKS
vs. San Francisco, 12/11/11..	Alex Smith.....	1.0
vs. Kansas City, 12/7/14.....	Alex Smith.....	1.0
vs. Washington, 9/9/18.....	Alex Smith.....	1.0
at NY Giants, 10/20/19.....	Daniel Jones.....	1.0
Total.....		4.0

PETERSON'S CAREER GAME-BY-GAME (*starts)

2011	ARI	U	A	T	TFL	SK	QH	FF	FR	INT	PD
9/11	CAR*	3	0	3	0	0.0	0	0	0	0	0
9/18	@ WAS*	5	2	7	0	0.0	0	0	0	0	0
9/25	@ SEA*	1	1	2	0	0.0	0	0	0	1	0
10/2	NYG*	7	0	7	0	0.0	0	0	0	0	2
10/9	@ MIN*	3	1	4	0	0.0	0	0	0	0	1
10/23	PIT*	7	0	7	0	0.0	0	0	0	0	0
10/30	@ BAL*	0	0	0	0	0.0	0	0	0	0	2
11/6	LAR*	3	1	4	0	0.0	0	0	0	1	3
11/13	@ PHI*	3	0	3	0	0.0	0	0	0	0	0
11/20	@ SF*	4	0	4	0	0.0	0	0	0	0	0
11/27	@ LAR*	5	0	5	0	0.0	0	0	0	0	0
12/4	DAL*	5	0	5	0	0.0	0	0	0	0	3
12/11	SF*	5	0	5	1	1.0	0	0	0	0	0
12/18	CLE*	2	0	2	0	0.0	0	0	0	0	0
12/24	@ CIN*	1	0	1	0	0.0	0	0	0	0	2
1/1	SEA*	4	0	4	0	0.0	0	0	0	0	0
GP/GS:	16/16	57	6	63	1	1.0	0	0	0	0	13

2012	ARI	U	A	T	TFL	SK	QH	FF	FR	INT	PD
9/9	SEA*	2	0	2	0	0.0	0	0	0	0	1
9/16	@ NE*	3	0	3	1	0.0	0	0	0	1	1
9/23	PHI*	1	0	1	0	0.0	0	0	0	0	0
9/30	MIA*	5	0	5	0	0.0	0	0	1	0	1
10/4	@ LAR*	1	4	5	0	0.0	0	0	0	1	2
10/14	BUF*	4	0	4	0	0.0	0	0	0	1	3
10/21	@ MIN*	1	1	2	0	0.0	0	0	0	0	0
10/29	SF*	3	0	3	1	0.0	0	0	0	0	0
11/4	@ GB*	3	1	4	0	0.0	0	0	0	0	1
11/18	@ ATL*	4	0	4	0	0.0	0	0	0	0	0
11/25	LAR*	3	2	5	0	0.0	0	0	0	1	1
12/2	@ NYJ*	4	0	4	0	0.0	0	0	0	1	1
12/9	@ SEA*	1	1	2	0	0.0	0	0	0	1	1
12/16	DET*	7	0	7	0	0.0	0	0	0	1	2
12/23	CHI*	6	0	6	0	0.0	0	0	0	0	1
12/30	@ SF*	2	0	2	0	0.0	0	0	0	0	2
GP/GS:	16/16	50	9	59	2	0.0	0	0	1	7	17

2013	ARI	U	A	T	TFL	SK	QH	FF	FR	INT	PD
9/8	@ LAR*	2	0	2	0	0.0	0	0	0	0	0
9/15	DET*	4	0	4	0	0.0	0	0	0	0	1
9/22	@ NO*	2	0	2	0	0.0	0	0	0	0	0
9/29	@ TB*	2	0	2	0	0.0	0	0	0	2	5
10/6	CAR*	1	1	2	0	0.0	0	0	0	1	4
10/13	@ SF*	3	0	3	0	0.0	0	0	0	0	2
10/17	SEA*	4	1	5	0	0.0	0	0	0	0	4
10/27	ATL*	2	0	2	0	0.0	0	0	0	0	1
11/10	HOU*	4	0	4	0	0.0	0	0	0	0	4
11/17	@ JAX*	0	0	0	0	0.0	0	0	0	0	1
11/24	IND*	3	0	3	0	0.0	0	0	0	0	2
12/1	@ PHI*	1	0	1	0	0.0	0	0	0	0	2
12/8	LAR*	0	0	0	0	0.0	0	0	0	0	0
12/15	@ TEN*	6	0	6	0	0.0	0	0	0	0	1
12/22	@ SEA*	2	0	2	0	0.0	0	0	0	0	1
12/29	@ SF*	1	1	2	0	0.0	0	0	0	0	2
GP/GS:	16/16	37	3	40	0	0.0	0	0	0	3	30

2014	ARI	U	A	T	TFL	SK	QH	FF	FR	INT	PD
9/8	LAC*	2	0	2	0	0.0	0	0	0	0	0
9/14	@ NYG*	4	0	4	0	0.0	0	0	0	0	1
9/21	SF*	1	0	1	0	0.0	0	0	0	0	1
10/5	@ DEN*	3	1	4	0	0.0	0	0	0	0	0
10/12	WAS*	2	0	2	0	0.0	0	0	0	0	0
10/19	@ OAK*	1	1	2	0	0.0	0	0	0	0	1
10/26	PHI*	3	2	5	0	0.0	0	0	0	0	0
11/2	@ DAL*	2	0	2	0	0.0	0	0	0	0	0
11/9	LAR*	2	0	2	0	0.0	0	0	0	2	1
11/16	DET*	2	2	4	0	0.0	0	0	0	0	1
11/23	@ SEA*	1	0	1	0	0.0	0	0	0	0	1
11/30	@ ATL*	3	0	3	0	0.0	0	0	0	0	0
12/7	KC*	8	0	8	0	1.0	1	0	0	0	0
12/11	@ LAR*	2	1	3	0	0.0	0	0	0	1	1
12/21	SEA*	1	0	1	0	0.0	0	0	0	0	1
12/28	@ SF*	2	0	2	0	0.0	0	0	0	0	0
GP/GS:	16/16	39	7	46	0	1.0	1	0	0	3	8

2014 Playoffs

1/3/15	@ CAR*	4	0	4	0	0.0	0	0	0	0	0
GP/GS:	1/1	4	0	4	0	0.0	0	0	0	0	0

2015	ARI	U	A	T	TFL	SK	QH	FF	FR	INT	PD
9/13	NO*	1	0	1	0	0.0	0	0	0	0	0
9/20	@ CHI*	2	1	3	0	0.0	0	0	0	1	1
9/27	SF*	0	0	0	0	0.0	0	0	0	0	1
10/4	LAR*	1	0	1	0	0.0	0	0	0	0	0
10/11	@ DET*	5	0	5	0	0.0	0	0	0	1	0
10/18	@ PIT*	5	0	5	0	0.0	0	0	0	0	1
10/26	BAL*	1	0	1	0	0.0	0	0	0	0	1
11/1	@ CLE*	4	0	4	0	0.0	0	0	0	0	1
11/15	@ SEA*	1	0	1	0	0.0	0	0	0	0	1
11/22	CIN*	2	0	2	0	0.0	0	0	0	0	0
11/29	@ SF*	2	0	2	0	0.0	0	0	0	0	1
12/6	@ LAR*	5	0	5	0	0.0	0	1	0	0	0
12/10	MIN*	1	0	1	0	0.0	0	0	0	0	1
12/20	@ PHI*	1	0	1	0	0.0	0	0	0	0	0
12/27	GB*	2	0	2	0	0.0	0	0	0	0	1
1/3	SEA*	1	0	1	0	0.0	0	0	0	0	0
GP/GS:	16/16	34	1	35	0	0.0	0	0	0	2	10

2015 Playoffs

1/16	GB*	0	0	0	0	0.0	0	0	0	0	0
1/23	@ CAR*	3	0	3	0	0.0	0	0	0	1	1
GP/GS:	2/2	3	0	3	0	0.0	0	0	0	1	1

2016	ARI	U	A	T	TFL	SK	QH	FF	FR	INT	PD
9/11	NE*	3	0	3	0	0.0	0	0	0	0	0
9/18	TB*	2	0	2	0	0.0	0	0	0	0	1
9/25	@ BUF*	4	1	5	0	0.0	0	0	0	1	1
10/2	LAR*	1	0	1	0	0.0	0	0	0	0	1
10/6	@ SF*	0	1	1	0	0.0	0	0	0	1	1
10/17	NYJ*	1	0	1	0	0.0	0	0	0	0	0
10/23	SEA*	1	2	3	0	0.0	0	0	0	0	0
10/30	@ CAR*	2	0	2	0	0.0	0	0	0	0	1
11/13	SF*	4	0	4	0	0.0	0	0	0	0	0
11/20	@ MIN*	3	0	3	0	0.0	0	0	0	0	1
11/27	@ ATL*	4	1	5	1	0.0	0	0	0	0	0
12/4	WAS*	2	1	3	0	0.0	0	0	0	1	1
12/11	@ MIA*	1	0	1	0	0.0	0	0	0	0	1
12/18	NO*	4	0	4	0	0.0	0	0	0	0	0
12/24	@ SEA*	6	1	7	0	0.0	0	0	0	0	0
1/1	@ LAR*	1	0	1	0	0.0	0	0	0	0	0
GP/GS:	16/16	39	7	46	1	0.0	0	0	0	3	8

2017	ARI	U	A	T	TFL	SK	QH	FF	FR	INT	PD
9/10	@ DET*	0	0	0	0	0.0	0	0	0	0	1
9/17	@ IND*	3	0	3	0	0.0	0	0	0	0	1
9/25	DAL*	2	0	2	0	0.0	0	0	0	0	0
10/1	SF*	3	1	4	0	0.0	0	0	0	0	1
10/8	@ PHI*	1	0	1	0	0.0	0	0	0	0	0
10/15	TB*	0	1	1	0	0.0	0	0	0	0	1
10/22	@ LAR*	1	1	2	0	0.0	0	0	0	0	0
11/5	@ SF*	2	0	2	0	0.0	0	0	1	0	1
11/9	SEA*	1	0	1	0	0.0	0	0	0	0	0
11/19	@ HOU*	2	0	2	0	0.0	0	0	0	1	3
11/26	JAX*	2	1	3	0	0.0	0	0	0	0	0
12/3	LAR*	1	0	1	0	0.0	0	0	0	0	0
12/10	TEN*	4	0	4	0	0.0	0	0	0	0	0
12/17	@ WAS*	3	1	4	0	0.0	0	0	0	0	1
12/24	NYG*	1	0	1	0	0.0	0	0	0	0	0
12/31	@ SEA*	4	0	4	0	0.0	0	0	0	0	1
GP/GS: 16/16		28	5	33	0	0.0	0	0	1	1	9

2019	ARI	U	A	T	TFL	SK	QH	FF	FR	INT	PD
9/8	DET										RESERVE/SUSPENSION
9/15	@ BAL										RESERVE/SUSPENSION
9/22	CAR										RESERVE/SUSPENSION
9/29	SEA										RESERVE/SUSPENSION
10/6	@ CIN										RESERVE/SUSPENSION
10/13	ATL										RESERVE/SUSPENSION
10/20	@ NYG*	7	0	7	0	1.0	1	1	0	0	0
10/27	@ NO*	5	1	6	0	0.0	0	0	0	1	1
10/31	SF*	2	1	3	0	0.0	0	0	0	0	0
11/10	@ TB*	3	0	3	0	0.0	0	0	0	0	0
11/17	@ SF*	4	0	4	0	0.0	0	0	0	0	1
12/1	LAR*	5	3	8	0	0.0	0	0	0	1	0
12/8	PIT*	4	1	5	0	0.0	0	0	0	0	0
12/15	CLE*	7	0	7	0	0.0	0	0	0	0	3
12/22	@ SEA*	3	0	3	0	0.0	0	0	0	1	0
12/29	@ LAR*	6	1	7	0	0.0	0	0	0	1	2
GP/GS: 10/10		46	7	53	0	1.0	0	1	0	3	7

2018	ARI	U	A	T	TFL	SK	QH	FF	FR	INT	PD
9/9	WAS*	1	0	1	0	1.0	0	0	0	0	0
9/16	@ LAR*	7	0	7	1	0.0	0	0	0	1	0
9/23	CHI*	3	0	3	0	0.0	0	0	0	0	1
9/30	SEA*	6	0	6	0	0.0	0	0	0	0	0
10/7	@ SF*	5	0	5	1	0.0	0	0	1	0	1
10/14	@ MIN*	3	2	5	0	0.0	0	0	0	0	0
10/18	DEN*	5	0	5	0	0.0	0	0	0	1	0
10/28	SF*	0	0	0	0	0.0	0	0	0	0	1
11/11	@ KC*	2	1	3	0	0.0	0	0	0	0	0
11/18	OAK*	1	1	2	0	0.0	0	0	0	0	1
11/25	@ LAC*	2	4	6	0	0.0	0	0	0	0	0
12/2	@ GB*	1	0	1	0	0.0	0	0	0	0	0
12/9	DET*	1	0	1	0	0.0	0	0	0	0	0
12/16	@ ATL*	2	0	2	0	0.0	0	0	0	0	1
12/23	LAR*	3	0	3	0	0.0	0	0	0	0	0
12/30	@ SEA*	1	0	1	0	0.0	0	0	0	0	0
GP/GS: 16/16		42	9	51	2	1.0	0	0	1	2	5

2020	ARI	U	A	T	TFL	SK	QH	FF	FR	INT	PD
9/13	@ SF*	0	0	0	0	0.0	0	0	0	0	1
9/20	WAS*	1	0	1	0	0.0	0	0	0	0	0
9/27	DET*	1	0	1	0	0.0	0	0	0	0	0
10/4	@ CAR*	5	0	5	0	0.0	0	0	0	1	1
10/11	@ NYJ*	3	0	3	0	0.0	0	0	0	0	0
10/19	@ DAL*	7	1	8	0	0.0	0	0	0	0	0
10/25	SEA*	3	1	4	0	0.0	0	0	0	1	2
11/8	MIA*	6	0	6	0	0.0	0	0	0	0	0
11/15	BUF*	2	0	2	0	0.0	0	0	0	1	1
11/19	@ SEA*	3	2	5	0	0.0	0	0	0	0	0
11/29	@ NE*	4	1	5	0	0.0	0	0	0	0	0
12/6	LAR*	4	1	5	0	0.0	0	0	0	0	0
12/13	@ NYG*	2	1	3	0	0.0	0	0	0	0	1
12/20	PHI*	6	0	6	0	0.0	0	0	0	0	1
12/26	SF*	2	1	3	0	0.0	0	0	0	0	0
1/3	@ LAR*	3	1	4	0	0.0	0	0	0	0	0
GP/GS: 16/16		52	9	61	2	0.0	0	0	0	3	7



The Vikings travel to Arizona in 2021 in the regular season for the first time since 2015 and have not won a game on the road in Arizona since 2008. The Vikings played the Cardinals franchise in St. Louis 5 times and have a 6-7 overall road mark against the club. Vikings 2021 free agent acquisition Patrick Peterson will return to face his old Cardinals teammates for the 1st time.



97

MICHAEL PIERCE

POSITION: Defensive Tackle
HEIGHT/WEIGHT: 6-0/340
DOB: 11-6-92
HOMETOWN: Daphne, AL

COLLEGE: Daphne
COLLEGE: Samford
ACQUIRED: FA 2019
NFL/VIKINGS SEASON: 6/1

- | | | |
|----------------------------|--|--|
| 2019 GP/GS
14/14 | Career GP/GS
60/30 (60/30 - BAL) | Playoffs GP/GS
2/1 - (2/1 BAL) |
|----------------------------|--|--|
- Will team with 2021 Vikings free agent signing Dalvin Tomlinson (NY Giants) to give the Vikings a new DT tandem for 2021.
 - Traveled with 30 NFL players to Israel during the 2018 offseason, playing football with children who have disabilities.
 - Goes by his nickname, Juggernaut.
 - Loves to listen to jazz music, naming Bonnie James as one of his favorite artists.

OFF THE FIELD

- Favorite player growing up was DT Gilbert Brown and he also modeled his game after DTs Vince Wilfork and B.J. Raji.
- Favorite way to relax during the offseason is by fishing and spending time at the beach.
- Enjoys NFL history and learning the rich defensive line history of the Minnesota Vikings.

PRO

- Part of NFL's #1-ranked defense with Baltimore in 2018 and unit ranked #7 overall in 2016 and #4 overall in 2019.
- Key element in the Ravens ranking in the top-5 in NFL rush defense in 3 of his 4 seasons with the club: 2016- #5, 2018- #4 and 2019- #5.
- Has not been on a team with a losing record in the NFL and won back-to-back AFC North titles in 2018 (10-6) and 2019 (14-2), finishing 2nd in the Division in 2016 (8-8) and 2017 (9-7).
- Signed with the Ravens as a rookie free agent on 5/6/16.
- Signed with the Vikings as a free agent on 3/18/19.

2020: MINNESOTA VIKINGS

- Opted out of the season over Covid-19 concerns.

2019: BALTIMORE RAVENS

- Full-time starter for 14-2 Ravens team that earned #1 seed in AFC playoff field.
- Totalled 35 tackles, 0.5 sacks and 1 FR in 14 starts, helping Baltimore's defense rank No. 3 in points (17.6) and No. 4 in yards (300.6) allowed per game.
- Was key in the Ravens' No. 5 rushing defense (93.4 ypg).
- Registered 3 tackles (2 solo), including 1 TFL, for a defense that allowed just 200 yards of offense in season-opening 59-10 victory at Miami (9/8).
- Posted 2 solo tackles for a defense that limited the Cardinals to 20 rushing yards and 2-of-11 (18%) on 3rd down in a 23-17 win (9/15).
- Totalled 4 tackles (3 solo) at KC (9/22).
- Left the game with an ankle injury in win at Cincinnati (11/10).
- Made 1st career postseason start vs. Tennessee in AFC Divisional Round game, recording 5 tackles.

2018: BALTIMORE RAVENS

- Posted 32 tackles (20 solo) and a PD for the league's No. 1 overall (292.9 ypg) and No. 2 scoring (17.9 ppg) defense.
- Allowed the NFL's 4th-fewest rushing yards per game (82.9).
- Defense limited Buffalo to 153 yards, just 33 yards and 0 first downs in the first half, in the season-opening win.
- Was inactive (foot) at Cleveland (10/7) and vs. Denver (9/23).
- Produced 4 tackles (3 solo) and a FR vs. New Orleans (10/21), helping limit the Saints to just 205 passing yards.

- Recorded 1 TFL as part of a defense that held the Falcons to just 131 yards, including 34 rushing (12/2).
- Registered 2 tackles (1 solo) for a defense that limited the Chargers to a season-low 198 total yards, including just 51 rushing, in the 22-10 win at LA Chargers (12/22).
- Posted 2 tackles (1 solo) in the Wild Card vs. LA Chargers (1/6/19), before leaving the game with an elbow injury.

2017: BALTIMORE RAVENS

- Posted a career-best 49 tackles, 1.0 sack and 2 FRs for a unit that led NFL in both takeaways (34) and INTs (22) and ranked 12th overall (325.1 ypg) while appearing in 16 games (13 starts).
- Posted his 1st-career FR, 1.0 sack and 4 tackles for a defense that posted the 11th shutout in franchise history in the 20-0 season-opening victory at Cincinnati (9/10).
- Tied career-high 7 tackles (5 solo) vs. Pittsburgh (10/1).
- Produced 6 tackles (all solo) and 1 FR on a 5 Eric Weddle FF vs. Chicago (10/15).
- Recorded 3 tackles for a defense that forced 5 turnovers, registered 6 sacks and posted its 3rd shutout of the season in a 23-0 win at Green Bay (11/19).
- Registered 6 tackles in the 44-20 win vs. Detroit (12/3).

2016: BALTIMORE RAVENS

- Finished 2nd among rookie DTs (DeForest Buckner, SF, 43) with 35 tackles (19 solo), adding 2 sacks (-9 yards) and 1 PD for a defense that allowed the NFL's 5th-fewest rushing yards (89.4 ypg) and ranked 7th overall (322.1 ypg).
- The only Ravens undrafted rookie to make opening day roster.
- Posted his 1st career sack and helped post a shutout in the final 3 quarters in a 25-20, comeback win at Cleveland (9/18).
- Posted 3 stops and 1 TFL as part of a defense that held the NY Giants to 38 rushing yards (10/16).
- Tallied his 2nd career sack (-3 yards) and established a then-career-high 5 tackles (3 solo) at NY Jets (10/23).
- Registered 1 TFL and his 1st career PD for a defense that allowed 144 yards of total offense vs. Cleveland (11/10).
- Made his 1st career start and had 5 tackles at Dallas (11/20).
- Tallied a career-high 7 tackles at Cincinnati (1/1/17).

COLLEGE

- Played in 14 career collegiate games (32 starts), racking up 145 tackles, 3.5 sacks and 24 TFL.
- In 2015, tallied 48 tackles (27 solo), 2.5 sacks (-19 yards) and 9 TFL (-34 yards), earning 1st-Team All-Southern Conference.
- Named 2nd-Team All-SoCon as a junior by both the league's coaches and media after starting all 11 games and producing 35 tackles (26 solo), 5 TFL and 1.0 sack in 2014. Also carried the ball 4 times for 3 yards, posting 2 TDs in goal-line situations.
- Played in 13 games (11 starts) as a sophomore, racking up 47 tackles (24 solo), 5 TFL and 1.0 sack.
- Transferred to Samford after 2 seasons at Tulane, where he earned Conference USA All-Freshman honors after tallying 15 tackles, including 9 solo.

PREP

- Two-year letterman at Daphne (AL) HS, where he helped lead the Trojans to a combined 21-8 record, including a 15-0 campaign and a state championship as a senior.
- Named first-team All-State and All-District while garnering 1st & 10 Club Defensive Player of the Year as a senior.

PIERCE'S NFL TOTALS

Year	GP/GS	Solo	Asst.	Total	Sacks	INTs	PBU	TFL	QBH	FF/FR	Special Teams
2016 (Bal)	16/1	19	16	35	2.0	0	0	5	5	0/0	0
2017 (Bal)	16/13	32	17	49	1.0	0	0	2	3	0/2	0
2018 (Bal)	14/2	20	12	32	0.0	0	1	4	2	0/1	0
Playoffs	1/0	1	1	2	0.0	0	0	0	0	0/0	0
2019 (Bal)	14/14	19	16	35	0.5	0	0	2	3	0/1	0
Playoffs	1/1	2	3	5	0.0	0	0	0	0	0/0	0
2020 (Min)		OPTED OUT									
Totals	60/30	90	61	151	3.5	0	1	13	13	0/4	0
Playoffs	2/1	3	4	7	0.0	0	0	0	0	0/0	0

SINGLE-GAME CAREER HIGHS (* - playoffs)

Tackles	7	2x, last vs. Pittsburgh, 10/1/17	Forced Fumbles	None
Solo Tackles	6	vs. Chicago, 10/15/17	Fumble Recovery	1
Sacks	1.0	3x, last at Cincinnati, 9/10/17	Pass Defended	1
QB Hurries	2	at Cleveland, 9/18/16		2x, last vs. Cincinnati, 11/18/18

PIERCE'S SACKS

GAME	QB	SACK
at Cleveland, 9/18/16	Josh McCown	1.0
at New York Jets, 10/23/16	Ryan Fitzpatrick	1.0
at Cincinnati, 9/10/17	Andy Dalton	1.0
at Buffalo, 12/8/19	Josh Allen	0.5
Total		3.5

PIERCE'S CAREER GAME-BY-GAME (*starts)

2016	BAL	U	A	T	TFL	SK	QH	FF	FR	INT	PD
9/11	BUF	1	1	2	0	0.0	0	0	0	0	0
9/18	@CLE	1	0	1	1.0	2	0	0	0	0	0
9/25	@JAX	1	0	1	0	0.0	1	0	0	0	0
10/2	OAK	0	1	1	0	0.0	0	0	0	0	0
10/9	WAS	2	1	3	0	0.0	1	0	0	0	0
10/16	@NYG	1	2	3	1	0.0	0	0	0	0	0
10/23	@NYJ	3	2	5	1	1.0	1	0	0	0	0
11/6	PIT	1	1	2	1	0.0	0	0	0	0	0
11/10	CLE	1	0	1	1	0.0	0	0	0	0	1
11/20	@DAL*	2	3	5	0	0.0	0	0	0	0	0
11/27	CIN	1	1	2	0	0.0	0	0	0	0	0
12/4	MIA	0	0	0	0	0.0	0	0	0	0	0
12/12	@NE	0	0	0	0	0.0	0	0	0	0	0
12/18	PHI	2	0	2	0	0.0	0	0	0	0	0
12/25	@PIT	0	0	0	0	0.0	0	0	0	0	0
1/1	@CIN	3	4	7	0	0.0	0	0	0	0	0
GP/GS: 16/1	19	16	35	5	2.0	5	0	0	0	0	1

2017	BAL	U	A	T	TFL	SK	QH	FF	FR	INT	PD
9/10	@CIN*	3	1	4	1	1.0	1	0	1	0	0
9/17	CLE	0	1	1	0	0.0	1	0	0	0	0
9/24	@JAX*	3	0	3	0	0.0	0	0	0	0	0
10/1	PIT*	5	2	7	0	0.0	0	0	0	0	0
10/8	@OAK*	1	0	1	0	0.0	0	0	0	0	0
10/15	CHI*	6	0	6	1	0.0	0	0	1	0	0
10/22	@MIN*	1	3	4	0	0.0	0	0	0	0	0
10/26	MIA*	2	0	2	0	0.0	0	0	0	0	0
11/5	@TEN*	0	0	0	0	0.0	0	0	0	0	0
11/19	@GB	3	0	3	0	0.0	0	0	0	0	0
11/27	HOU*	2	1	3	0	0.0	0	0	0	0	0
12/3	DET*	1	5	6	0	0.0	0	0	0	0	0
12/10	@PIT*	2	1	3	0	0.0	0	0	0	0	0
12/17	@CLE*	1	1	2	0	0.0	0	0	0	0	0
12/23	IND*	1	1	2	0	0.0	1	0	0	0	0
12/31	CIN	1	1	2	0	0.0	0	0	0	0	0
GP/GS: 16/13	32	17	49	2	1.0	3	0	2	0	0	0

2018	BAL	U	A	T	TFL	SK	QH	FF	FR	INT	PD
9/9	BUF	0	1	1	0	0.0	1	0	0	0	0
9/13	@CIN	0	2	2	0	0.0	0	0	0	0	0
9/23	DEN	INACTIVE									
9/30	@PIT	0	0	0	0	0.0	0	0	0	0	0
10/7	@CLE	INACTIVE									
10/14	@TEN	1	1	2	0	0.0	0	0	0	0	0
10/21	NO	3	1	4	0	0.0	0	0	1	0	0
10/28	@CAR	1	1	2	1	0.0	0	0	0	0	0
11/4	PIT	1	2	3	0	0.0	0	0	0	0	0
11/18	CIN	1	1	2	0	0.0	0	0	0	0	1
11/25	OAK	1	0	1	0	0.0	0	0	0	0	0
12/2	@ATL	1	0	1	1	0.0	0	0	0	0	0
12/9	@KC	5	1	6	0	0.0	0	0	0	0	0
12/16	@TB	3	0	3	0	0.0	1	0	0	0	0
12/22	@LAC*	1	1	2	0	0.0	0	0	0	0	0
12/30	CLE*	2	1	3	2	0.0	0	0	0	0	0
GP/GS: 14/2	20	12	32	4	0.0	2	0	1	0	1	1
2018 Playoffs											
1/6	LAC	1	1	2	0	0.0	0	0	0	0	0
GP/GS: 1/0	1	1	2	0	0.0	0	0	0	0	0	0

2019	BAL	U	A	T	TFL	SK	QH	FF	FR	INT	PD
9/8	@MIA*	2	1	3	1	0.0	0	0	0	0	0
9/15	ARI*	2	0	2	0	0.0	0	0	0	0	0
9/22	@KC*	3	1	4	0	0.0	0	0	0	0	0
9/29	CLE*	3	1	4	0	0.0	0	0	0	0	0
10/6	@PIT*	2	2	4	0	0.0	0	0	0	0	0
10/13	CIN*	1	0	1	0	0.0	0	0	0	0	0
10/20	@SEA*	0	2	2	0	0.0	0	0	0	0	0
11/3	NE*	1	0	1	0	0.0	1	0	0	0	0
11/10	@CIN*	0	0	0	0	0.0	0	0	0	0	0
11/17	HOU	INACTIVE									
11/25	@LAR	INACTIVE									
12/1	SF*	1	0	1	0	0.0	0	0	0	0	0
12/8	@BUF*	1	3	4	0	0.5	1	0	0	0	0
12/12	NYJ*	0	3	3	0	0.0	1	0	0	0	0
12/22	@CLE*	1	2	3	0	0.0	0	0	0	0	0
12/29	PIT*	2	1	3	1	0.0	0	0	1	0	0
GP/GS: 14/14	19	16	35	2	0.5	3	0	1	0	0	0
2019 Playoffs											
1/11	TEN*	2	3	5	0	0.0	0	0	0	0	0
GP/GS: 1/1	2	3	4	0	0.0	0	0	0	0	0	0



9

SHELDON RICHARDSON

2020 GP/GS
16/16-CLE

Career GP/GS
121/118

Playoffs GP/GS
2/2-CLE

POSITION: Defensive Tackle
HEIGHT/WEIGHT: 6-3/294
DOB: 11-29-90
HOMETOWN: St. Louis, MO

COLLEGE: Gateway Tech
COLLEGE: Missouri
ACQUIRED: FA 2021
NFL/VIKINGS SEASON: 9/2

- The #13 pick in 2013, went on to earn 2013 NFL Defensive Rookie of the Year with NY Jets and went Pro Bowl in 2014.
- Saw 1st career playoff action with Cleveland in 2020, starting the Wild Card and Divisional Round games.
- Returns to Minnesota in 2021, where he had a career-high in tackles in 2018.
- Has a pair of rushing TDs to his credit, both coming as a rookie in 2013.

OFF THE FIELD

- Has a daughter named Riley.

HONORS

- 2013 *Associated Press* Defensive Rookie of the Year.
- 2013 PFWA All-Rookie Team.
- 2014 Pro Bowl selection.
- NFL Rookie of the Month for November 2013.

PRO

- Returns for a 2nd stint with Minnesota in 2021, having spent 2018 with the Vikings, starting all 16 games.
- Joined Cleveland as a free agent for 2019 and 2020 seasons.
- Traded to Seattle from NY Jets on 9/1/17.
- Originally drafted by NY Jets in 1st Round (#13) of 2013 Draft.

2020: CLEVELAND BROWNS

- Started all 16 games and both playoff contests as Cleveland made the postseason for the 1st time since 2002, notching an 11-5 regular-season mark.
- Led NFL DTs with 64 tackles.
- Had 4.5 sacks on the season, tying his best mark in 5 years.
- Saw 1st career playoff action, winning at Pittsburgh in Wild Card game and falling at Kansas City in Divisional Round game.
- Had season-high 10 tackles at NY Jets (12/27).
- Had 3 tackles in each playoff game.

2019: CLEVELAND BROWNS

- Started 15 and played in all 16 games.
- Had career-best 4 PD and 3 FFs on the season.
- Had 2.0-sack day vs. Miami (11/24).

2018: MINNESOTA VIKINGS

- Started all 16 games as a free agent with th Vikings.
- Helped Vikings rank #4 in NFL total defense.
- Had 2.0-sack game vs. Green Bay (11/25).
- Shared a sack on Matthew Stafford (11/4), part of a Vikings-record-setting 10-sack day against the Lions and had a sack of Ryan Fitzpatrick vs. Miami (12/16) when the Vikings had 9.0 sacks on the day.

2017: SEATTLE SEAHAWKS

- Started 15 games in his lone season in Seattle.
- Acquired by trade from NY Jets on 9/1.
- Had career-best 3 takeaways on the season, his 1st career INT and a pair of FRs.
- Had 1st career INT and a FR in same game, a win at LA Rams (10/8), returning the INT 5 yards and the FR 20 yards.
- Had a sack and season-high 6 tackles vs. Atlanta (11/2).
- Had FF that resulted in a touchback vs. Philadelphia (12/3).

2016: NEW YORK JETS

- Played in 15 games, starting 14.
- Had FF and FR on same play that led to a FG vs. Buffalo (1/1).
- Sacked Joe Flacco and helped limit the Ravens to a franchise-low 6 rushing yards vs. Baltimore (10/23).
- Recorded his 1st FR of the season at Pittsburgh (10/9).

2015: NEW YORK JETS

- Started 11 games after missing the opening 4 of the season with a suspension and Week 11 with an injury.
- Contributed on the #1 defense in the AFC, #2 in the NFL.
- Corralled his 5th sack on the year when bringing down QB Tom Brady at New England (12/27).
- Finished 2nd on the team with 5.0 sacks.

2014: NEW YORK JETS

- Started all 16 games for the 1st time in his career.
- Had career-high 8.0 sacks en route to Pro Bowl berth.
- Tallied career-high 3.0 sacks at Minnesota (12/7).
- For 3 consecutive weeks he recorded at least 3 tackles and 1 sack from 9/22-10/5.

2013: NEW YORK JETS

- Appeared in 16 games and started the final 15 for the Jets.
- Won 2013 NFL Defensive Rookie of the Year and named Rookie of the Month for November.
- Had a pair of rushing TDs, matching a single-season NFL record for a DL set by William "The Refrigerator" Perry.
- In NFL debut recorded 7 tackles (3 solo) and shared a sack vs. Tampa Bay (9/8).

COLLEGE

- Started 23 of the 34 college games he played, including 13 starts in 24 contests in 2 seasons at Missouri.
- Recorded 116 tackles, 6.0 sacks, 9 QBH, 4 FFs and 2 FRs while at Missouri.
- Part of Mizzou's transition from the Big 12 to the SEC, playing last Big 12 season in 2011.
- Led SEC DTs with a career-high 79 tackles in 2012.
- Helped 2011 squad to an 8-5 mark and Independence Bowl win over North Carolina.
- Spent 2010 at College of the Sequoias.

PREP

- Attended Gateway Tech HS in St. Louis.
- Ranked the #1 overall player coming out of Missouri and ranked as nation's #4 overall player by Rivals.



Sheldon Richardson helped the Vikings set a team record with 10 sacks vs. Detroit in 2018.

RICHARDSON'S NFL TOTALS

Year	GP/GS	Solo	Asst.	Total	Sacks	INTs	PBU	TFL	QBH	FF/FR
2013 (NYJ)	16/15	26	23	49	3.5	0	0	12	8	1/0
2014 (NYJ)	16/16	27	17	44	8.0	1 (5)	1	11	21	1/1
2015 (NYJ)	11/11	38	24	62	5.0	0	2	4	15	2/0
2016 (NYJ)	15/14	20	15	35	1.5	0	2	13	9	1/2
2017 (Sea)	15/15	42	25	67	1.0	0	1	3	7	0/0
2018 (Min)	16/16	42	36	78	4.5	0	0	6	16	0/0
2019 (Cle)	16/14	43	19	62	3.0	0	4	4	6	3/0
2020 (Cle)	16/16	35	29	64	4.5	0	3	5	10	1/0
Playoffs	2/2	4	2	6	0.0	0	1	0	2	0/0
Totals	121/118	273	188	461	31.0	1 (5)	14	58	94	10/5
Playoffs	2/2	4	2	6	0.0	0	1	0	2	0/0

SINGLE-GAME CAREER HIGHS

Tackles	10	at NY Jets, 12/27/20	Forced Fumble	1	10x, last @ Tenn., 12/6/20
Solo Tackles	7	2x, last @ Arizona, 10/17/16	Fumble Recovery	2	2x, last vs. Buffalo, 1/1/17
Sacks	3.0	at Minnesota, 12/7/14	Pass Defensed	2	vs. Baltimore, 12/22/19
Interceptions	1	at LA Rams, 10/8/17			

RICHARDSON'S SACKS

GAME	QB	SACK
vs. Tampa Bay 9/8/13	Josh Freeman	0.5
vs. Buffalo 9/22/13	E.J. Manuel	1.0
at Atlanta, 10/7/13	Matt Ryan	1.0
at Baltimore, 11/24/13	Joe Flacco	1.0
vs. Chicago, 9/22/14	Jay Cutler	1.5
vs. Detroit, 9/28/14	Matthew Stafford	1.0
at San Diego, 10/5/14	Philip Rivers	1.0
vs. Buffalo, 10/26/14	Kyle Orton	0.5
at Minnesota, 12/7/14	Teddy Bridgewater	3.0
vs. New England, 12/21/14	Tom Brady	0.5
at Miami, 12/28/14	Ryan Tannehill	1.0
vs. Washington, 10/18/15	Kirk Cousins	0.5
at New England, 10/25/15	Tom Brady	1.0
vs. Jacksonville, 11/8/15	Blake Bortles	0.5
vs. Buffalo, 11/12/15	Tyrod Taylor	0.5
vs. Miami, 11/29/15	Ryan Tannehill	1.0
at Dallas, 12/19/15	Kellen Moore	0.5
vs. New England, 12/27/15	Tom Brady	1.0
at Kansas City, 9/25/16	Alex Smith	0.5
vs. Baltimore, 10/23/16	Joe Flacco	1.0
vs. Atlanta, 10/29/17	Matt Ryan	1.0
vs. San Francisco, 9/9/18	Jimmy Garoppolo	0.5
at Green Bay, 9/16/18	Aaron Rodgers	0.5
vs. Detroit, 11/4/18	Matthew Stafford	0.5
vs. Green Bay, 11/25/18	Aaron Rodgers	2.0
vs. Miami, 12/16/18	Ryan Tannehill	1.0
vs. Miami, 11/24/19	Ryan Fitzpatrick	2.0
at Cincinnati, 12/29/19	Andy Dalton	1.0
vs. Cincinnati, 9/17/20	Joe Burrow	1.0
vs. Washington, 9/27/20	Dwayne Haskins	1.0
at Cincinnati, 10/25/20	Joe Burrow	0.5
vs. Houston, 11/15/20	Deshaun Watson	1.0
vs. Baltimore, 12/14/20	Lamar Jackson	1.0
Total		31.0

RICHARDSON'S TOUCHDOWNS

GAME	PLAY
at Carolina, 12/15/13	2 rush
at Miami, 12/29/13	2 rush
Total	2 (2 rushing)

HEY ROOKIE

Vikings DT Sheldon Richardson earned NFL Defensive Rookie of the Year honors in 2011 with the NY Jets. The prestigious award has been bestowed upon some of the top defenders in NFL history.

NFL DEFENSIVE ROOKIES OF THE YEAR 2010-20

PLAYER, YEAR	TEAM
Chase Young, 2020	Washington
Nick Bosa, 2019	San Francisco
Darius Leonard, 2018	Indianapolis
Marshon Lattimore, 2017	New Orleans
Joey Bosa, 2016	San Diego
Marcus Peters, 2015	Kansas City
Aaron Donald, 2014	St. Louis
Sheldon Richardson, 2013	NY Jets
Luke Kuechly, 2012	Carolina
Von Miller, 2011	Denver
Ndamukong Suh, 2010	Detroit

RICHARDSON'S CAREER GAME-BY-GAME (*starts)

2013	NVJ	U	A	T	TFL	SK	QH	FF	FR	INT	PD
9/8	TB*	3	4	7	0	0.5	1	0	0	0	0
9/12	@NE*	2	3	5	1	0.0	0	0	0	0	0
9/22	BUF*	3	2	5	2	1.0	1	0	0	0	0
9/29	@TEN*	3	0	3	0	0.0	0	0	0	0	0
10/7	@ATL*	3	2	5	2	1.0	1	0	0	0	1
10/13	PIT	5	1	6	1	0.0	1	1	0	0	0
10/20	NE*	3	2	5	0	1.0	0	0	0	0	0
10/27	@CIN*	2	0	2	0	0.0	0	0	0	0	0
11/3	NO*	2	2	4	0	0.0	1	0	0	0	1
11/17	@BUF*	5	4	9	1	0.0	0	0	0	0	0
11/24	@BAL*	7	2	9	4	1.0	1	0	0	0	0
12/1	MIA*	3	2	5	1	0.0	0	0	0	0	0
12/8	OAK*	1	1	2	0	0.0	1	0	0	0	0
12/15	@CAR*	1	3	4	0	0.0	0	0	0	0	0
12/22	CLE*	3	3	6	0	0.0	1	0	0	0	0
12/29	@MIA*	1	0	1	0	0.0	0	0	0	0	0
GP/GS: 16/15		42	36	78	12	3.5	8	0	0	0	1

2014	NVJ	U	A	T	TFL	SK	QH	FF	FR	INT	PD
9/7	OAK*	0	0	0	0	0.0	1	0	0	0	0
9/14	@GB*	3	1	4	0	0.0	1	0	1	0	0
9/22	CHI*	1	2	3	1	1.0	2	0	0	0	1
9/28	DET*	4	4	8	1	1.0	1	0	0	0	0
10/5	@SD*	4	1	5	1	1.0	2	0	0	0	0
10/12	DEN*	4	3	7	1	0.0	0	1	0	0	0
10/16	@NE*	2	3	5	0	0.0	1	0	0	0	0
10/26	BUF*	5	4	9	2	0.5	1	0	0	0	0
11/2	@KC*	3	1	4	0	0.0	1	0	0	0	0
11/9	PIT*	1	3	4	1	0.0	0	0	0	0	0
11/24	@BUF*	1	0	1	0	0.0	2	0	0	0	0
12/1	MIA*	1	0	1	0	0.0	2	0	0	0	0
12/7	@MIN*	5	2	7	3	3.0	4	0	0	0	0
12/14	@TEN*	3	0	3	0	0.0	1	0	0	0	0
12/21	NE*	2	1	3	0	0.5	1	0	0	0	0
12/28	@MIA*	3	0	3	1	1.0	1	0	0	0	0
GP/GS: 16/16		42	25	67	11	8.0	21	0	1	0	1

2015	NVJ	U	A	T	TFL	SK	QH	FF	FR	INT	PD
9/13	CLE	RESERVE/SUSPENDED									
9/21	@IND	RESERVE/SUSPENDED									
9/27	PHI	RESERVE/SUSPENDED									
10/4	@MIA	RESERVE/SUSPENDED									
10/18	WAS*	3	0	3	0	0.5	1	0	0	0	0
10/25	@NE*	4	0	4	1	1.0	1	1	0	0	0
11/1	@OAK*	2	0	2	0	0.0	0	0	0	0	1
11/8	JAX*	2	3	5	0	0.5	4	0	0	0	0
11/12	BUF*	4	1	5	0	0.5	2	0	0	0	0
11/22	@HOU	INACTIVE									
11/29	MIA*	1	0	1	0	1.0	2	1	0	0	1
12/6	@NYG*	3	0	3	0	0.0	1	0	0	0	0
12/13	TEN*	1	0	1	0	0.0	0	0	0	0	0
12/19	@DAL*	2	1	3	0	0.5	2	0	0	0	0
12/27	NE*	1	1	2	1	1.0	2	0	0	0	0
1/3	@BUF*	5	1	6	2	0.0	0	0	0	0	0
GP/GS: 16/1		20	15	35	4	5.0	15	2	0	0	2

2016	NVJ	U	A	T	TFL	SK	QH	FF	FR	INT	PD
9/11	CIN	RESERVE/SUSPENDED									
9/15	@BUF*	4	0	4	0	0.0	0	0	0	0	0
9/25	@KC*	5	1	6	1	0.5	1	0	0	0	0
10/2	SEA*	2	0	2	1	0.0	1	0	0	0	0
10/9	@PIT*	1	1	2	0	0.0	0	0	1	0	0
10/17	@ARI*	7	0	7	1	0.0	0	0	0	0	0
10/23	BAL*	6	1	7	3	1.0	2	0	0	0	0
10/30	@CLE*	0	0	0	0	0.0	0	0	0	0	0
11/6	@MIA	1	5	6	0	0.0	0	0	0	0	1
11/13	LAR*	3	4	7	2	0.0	1	0	0	0	0
11/27	NE*	2	1	3	1	0.0	2	0	0	0	0
12/5	IND*	0	0	0	0	0.0	0	0	0	0	0
12/11	@SF*	1	1	2	1	0.0	0	0	0	0	0
12/17	MIA*	2	0	2	0	0.0	1	0	0	0	0
12/24	@NE*	1	7	8	1	0.0	1	0	0	0	0
1/1	BUF*	3	3	6	2	0.0	0	1	1	0	1
GP/GS: 15/14		19	16	35	13	2.0	9	1	2	0	2

2017	SEA	U	A	T	TFL	SK	QH	FF	FR	INT	PD
9/10	@GB*	4	0	4	0	0.0	1	0	0	0	0
9/17	SF*	2	0	2	0	0.0	1	0	0	0	0
9/24	@TEN*	0	2	2	0	0.0	0	0	0	0	0
10/1	IND*	1	3	4	0	0.0	0	0	0	0	0
10/8	@LAR*	0	0	0	0	0.0	0	0	1	1	1
10/22	@NYC*	1	1	2	0	0.0	0	0	0	0	0
10/29	HOU*	1	0	1	0	0.0	0	0	0	0	0
11/5	WAS	INACTIVE									
11/9	@ARI*	2	0	2	1	0.0	0	0	1	0	0
11/20	ATL*	4	2	6	2	1.0	1	0	0	0	0
11/26	@SF*	4	2	6	0	0.0	2	0	0	0	0
12/3	PHI*	2	2	4	0	0.0	2	1	0	0	0
12/10	@JAX*	2	0	2	0	0.0	0	0	0	0	0
12/17	LAR*	1	1	2	0	0.0	0	0	0	0	0
12/24	@DAL*	2	2	4	0	0.0	0	0	0	0	0
12/31	ARI*	2	1	3	0	0.0	0	0	0	0	0
GP/GS: 15/15		27	17	44	3	1.0	7	1	2	1	1


2018	MIN	U	A	T	TFL	SK	QH	FF	FR	INT	PD
9/9	SF*	4	3	7	0	0.5	3	0	0	0	0
9/16	@GB*	0	2	2	0	0.5	3	0	0	0	0
9/23	BUF*	4	1	5	0	0.0	1	0	0	0	0
9/27	@LAR*	4	2	6	2	0.0	1	0	0	0	0
10/7	@PHI*	1	0	1	0	0.0	1	0	0	0	0
10/14	ARI*	2	1	3	0	0.0	1	0	0	0	0
10/21	@NYJ*	5	0	5	0	0.0	0	0	0	0	0
10/28	NO*	4	4	8	0	0.0	1	0	0	0	0
11/4	DET*	3	0	3	0	0.5	1	0	0	0	0
11/18	@CHI*	1	1	2	0	0.0	0	0	0	0	0
11/25	GB*	4	3	7	2	2.0	2	0	0	0	0
12/2	@NE*	3	1	4	0	0.0	0	0	0	0	0
12/10	@SEA*	3	0	3	1	0.0	0	0	0	0	0
12/16	MIA*	2	1	3	1	1.0	2	0	0	0	0
12/23	@DET*	1	0	1	0	0.0	0	0	0	0	0
12/30	CHI*	2	1	3	0	0.0	0	0	0	0	0
GP/GS: 16/16		43	20	63	6	4.5	16	0	0	0	0

2019	CLE	U	A	T	TFL	SK	QH	FF	FR	INT	PD
9/8	TEN*	4	0	4	0	0.0	0	0	0	0	1
9/16	@ NYJ*	3	2	5	0	0.0	0	0	0	0	0
9/22	LAR*	2	2	4	0	0.0	0	0	0	0	0
9/29	@ BAL*	5	1	6	0	0.0	0	0	0	0	0
10/7	@ SF*	3	2	5	0	0.5	0	0	0	0	0
10/13	SEA*	3	0	3	0	0.0	0	0	0	0	0
10/27	@ NE*	3	0	3	0	0.0	0	0	0	0	0
11/3	@ DEN*	2	0	2	1	0.0	0	0	0	0	0
11/10	BUF*	3	0	3	0	0.0	0	1	0	0	0
11/14	PIT	2	1	3	0	0.0	1	0	0	0	0
11/24	MIA*	4	1	5	1	2.0	2	1	0	0	1
12/1	@ PIT*	1	4	5	0	0.0	1	0	0	0	0
12/8	CIN*	4	3	7	2	1.0	1	0	0	0	0
12/15	@ ARI*	1	0	1	0	0.0	0	0	0	0	0
12/22	BAL*	3	0	3	0	0.0	1	1	0	0	2
1/3	@ BUF*	1	2	3	0	0.0	0	0	0	0	0
GP/GS: 16/1		43	19	62	4	3.0	6	3	0	0	4

2020	CLE	U	A	T	TFL	SK	QH	FF	FR	INT	PD
9/13	@ BAL*	1	0	1	0	0.0	0	0	0	0	0
9/17	CIN*	4	2	6	2	1.0	1	0	0	0	0
9/27	WAS*	3	1	4	1	1.0	1	0	0	0	1
10/4	@ DAL*	2	1	3	0	0.0	0	0	0	0	0
10/11	IND*	2	1	3	0	0.0	0	0	0	0	0
10/18	@ PIT*	1	3	4	0	0.0	0	0	0	0	0
10/25	@ CIN*	3	4	7	1	0.5	2	0	0	0	0
11/1	LV*	3	1	4	0	0.0	0	0	0	0	1
11/15	HOU*	2	4	6	0	1.0	2	0	0	0	0
11/22	PHI*	3	1	4	0	0.0	2	0	0	0	0
11/29	@ JAX*	1	0	1	0	0.0	0	0	0	0	1
12/6	@ TEN*	3	1	4	0	0.0	1	1	0	0	0
12/14	BAL*	3	3	6	1	1.0	1	0	0	0	0
12/20	@ NYG*	1	0	1	0	0.0	0	0	0	0	0
12/27	@ NYJ*	4	6	10	0	0.0	0	0	0	0	0
1/3	PIT*	0	0	0	0	0.0	0	0	0	0	0
GP/GS: 15/14		35	29	64	5	4.5	10	1	0	0	3

PLAYOFFS

1/10	PIT*	2	1	3	0	0.0	2	0	0	0	0
1/17	@ KC*	2	1	3	0	0.0	2	0	0	0	1
GP/GS: 2/2		4	2	6	0	0.0	2	0	0	0	1



73

DRU SAMIA

POSITION: Guard
HEIGHT/WEIGHT: 6-5/308
DOB: 8-22-97
HOMETOWN: Sacramento, CA

HIGH SCHOOL: San Ramon Valley
COLLEGE: Oklahoma
ACQUIRED: D4 (#114) 2019
NFL/VIKINGS SEASON: 3/3

- | | | |
|---------------------------|-----------------------------|------------------------------|
| 2020 GP/GS
13/4 | Career GP/GS
15/4 | Playoffs GP/GS
0/0 |
|---------------------------|-----------------------------|------------------------------|
- Started 1st career game at Indianapolis (9/20/20).
 - Started on 3 College Football Playoff semifinalist and Big 12 title teams as a freshman, junior and senior at Oklahoma.
 - Blocked for Heisman-winning QBs Baker Mayfield (2017) and Kyler Murray (2018) at Oklahoma.

OFF THE FIELD

- Graduated from Oklahoma in the summer of 2018 with a degree in communications.
- Last name pronounced sah-MEE-uh.
- Aspires to own a gym and athlete training facility.
- Plans to be active with breast and ovarian cancer causes to honor family and friends afflicted with the diseases.

PRO

- Made opening 4 starts of his career in 2019, making 1st start on 9/20/20 at Indianapolis.
- Selected in the 4th round (#114) of the 2019 NFL Draft.
- Samia's pick was announced by Vikings HOF Head Coach Bud Grant from the Minnesota Vikings Museum.
- Minnesota traded up 6 spots in the 4th round to select him.

2020: MINNESOTA VIKINGS

- Started in 4 games and helped RB Dalvin Cook rank #3 in Vikings history for rushing yards in a season with 1,557 and 2nd in team history with 16 rushing TDs.
- Started at Houston (10/4) in the 1st Vikings win of the season.
- Started at Seattle (10/11).
- Placed on COVID-19 list before game at Chicago (11/16) and remainder there for game vs. Dallas (11/22).
- Started vs. Tennessee (9/27) and part of offense that had career-high 181 rushing yards for Dalvin Cook.
- Started 1st career game at Indianapolis (9/20), opening at RG.

2019: MINNESOTA VIKINGS

- Inactive for the Divisional game at San Francisco (1/11/20) and

- the Wild Card win at New Orleans (1/5/20).
- Appeared in 2 games during his rookie season.
- Made his NFL debut at NY Giants (10/6), on special teams.
- Played extensively at RG vs. Chicago (12/29).

COLLEGE

- Played on OU teams that went 46-8 during his career.
- Won Big 12 titles in 2015, '17, '18.
- Advanced to College Football Playoffs semifinals as a senior in 2018, falling to Alabama 45-34, as a junior in 2017, losing a dramatic 2-OT game 54-48 and as a freshman in 2015, falling to Clemson.
- Settled into starting role at RG for final 3 years at OU.
- Started 48 career games and played in 52.
- Started all 14 games at RG in 2018 and did not give up a sack.
- As a senior, named a 2nd-Team All-American by the AFCA and AP. Named Tri-Big 12 Offensive Lineman of the Year by league's coaches and was a Polynesian Player of the Year finalist. A 1st-Team All-Big 12 selection by league's coaches and the AP and a 2nd Team Academic All-Big 12 selection.

PREP

- Ranked by Rivals, Scout and 247Sports as a 4-star recruit and by ESPN as a 3-star prospect at San Ramon Valley High in the Bay Area city of Danville, CA.
- Rated as country's No. 13 offensive tackle according to Scout and No. 23 by Rivals.
- Slotted as No. 14 OG in country by Scout, No. 44 by 247Sports and No. 59 by ESPN.

SAMIA'S CAREER GAMES

Year	GP
2019 (Min).....	2/0
Playoffs.....	0/0
2020 (Min).....	13/4
Totals	15/4
Playoffs.....	0/0



32

CAMERON SMITH

POSITION: Linebacker
HEIGHT/WEIGHT: 6-2/235
DOB: 3-26-97
HOMETOWN: Granite Bay, CA

HIGH SCHOOL: Granite Bay
COLLEGE: Southern California
ACQUIRED: Draft 5 (#162) 2019
NFL/VIKINGS SEASON: 3/3

2019 GP/GS
5/0

Career GP/GS
5/0

Playoffs GP/GS
2/0

2019: MINNESOTA VIKINGS

- Appeared in 5 games during his rookie campaign.
- Made his NFL debut and 1st tackle vs. Philadelphia (10/13).
- Had 4 stops vs. Chicago (12/29), a game most starters sat out.
- Made playoff debut in Wild Card win at New Orleans (1/5/20).
- Selected in the 5th Round (#162 overall) of the 2019 Draft.

OFF THE FIELD

- Earned degree in communications in May 2018.
- Grandfather, Bob Lakata, played basketball at Duke (1955-58).
- Interned at California's Melville Winery in summer of 2017.
- Interested in outdoors guiding as a career after football.
- His selection in the Draft was read on NFL Network by then-99-year-old Minnesota media icon Sid Hartman.

HONORS

- Vikings 2020 Ed Block Courage Award winner.

PRO

- Signed to the Vikings practice squad on 9/1/19.
- Elevated to Minnesota's active roster on 10/12/19.
- Added to the Vikings practice squad on 11/5/19.
- Elevated to the 53-man roster 11/26/19.

2020: MINNESOTA VIKINGS

- Placed on Reserve/Non-Football Illness and underwent heart surgery in August after congenital heart defect was detected.

COLLEGE

- USC's MVP as a senior and captain as a junior and senior.
- Led Trojans in tackles in final 3 seasons, the 1st USC player to lead team in stops 3 straight seasons since Johnson in 1977-79.
- Started 9 games as a true freshman in 2015 before injury.
- Earned 1st-Team All-Pac 12 as a junior and 2nd-Team honors as a sophomore and senior.

PREP

- Helped team to state championship in 2012 as a sophomore.
- Earned 1st-Team All-State honors and All-America as a senior LB at Granite Bay (CA) High and was a standout in baseball and wrestling.

SMITH'S NFL TOTALS

Year	GP/GS	Solo	Asst.	Total	Sacks	INTs	PBU	TFL	QBH	FF/FR	Special Teams
2019 (Min)	5/0	3	2	5	0.0	0	0	0	0	0/0	2
Playoffs	2/0	0	0	0	0.0	0	0	0	0	0/0	0
2020 (Min)		RESERVE/NON-FOOTBALL ILLNESS									
Total	5/0	3	2	5	0.0	0	0	0	0	0/0	2
Playoffs	2/0	0	0	0	0.0	0	0	0	0	0/0	0

SINGLE-GAME CAREER HIGHS (* - playoffs)

Total Tackles 4 vs. Chicago, 12/29/19

Spec. Teams Tkls 1 (2x) last at LAC, 12/15/19

SMITH'S CAREER GAME-BY-GAME (*starts)

2019	MIN	U	A	T	TFL	SK	QH	FF	FR	INT	PD
9/8	ATL										
9/15	@ GB										
9/22	OAK										
9/29	@ CHI										
10/6	@ NYG										
10/13	PHI	1	0	1	0	0.0	0	0	0	0	0
10/20	@ DET	0	0	0	0	0.0	0	0	0	0	0
10/24	WAS										
11/3	@ KC										
11/10	@ DAL										
11/17	DEN										
12/2	@ SEA										
12/8	DET										
12/15	@ LAC	0	0	0	0	0.0	0	0	0	0	0
12/23	GB	0	0	0	0	0.0	0	0	0	0	0
12/29	CHI	2	2	4	0	0.0	0	0	0	0	0
GP/GS: 5/0		3	2	5	0	0.0	0	0	0	0	0
2019 PLAYOFFS											
1/5/20 @ NO		0	0	0	0	0.0	0	0	0	0	0
1/11/20 @ SF		0	0	0	0	0.0	0	0	0	0	0
GP/GS: 2/0		0	0	0	0	0.0	0	0	0	0	0



22

HARRISON SMITH

POSITION: Safety
HEIGHT/WEIGHT: 6-2/214
DOB: 2-2-89
HOMETOWN: Knoxville, TN

HIGH SCHOOL: Knoxville Catholic
COLLEGE: Notre Dame
ACQUIRED: D1b (#29) 2012
NFL/VIKINGS SEASON: 10/10

Table with 3 columns: 2020 GP/GS, Career GP/GS, Playoffs GP/GS

- Voted as a Pro Bowl starter in 2019, his 5th consecutive season earning Pro Bowl honors.
Is the longest-tenured Vikings player in 2021 at 10 seasons.
Ranks 3rd all-time in Vikings history in tackles among DBs with 867 career tackles.
Is the only player in franchise history with 4 career INT returns of 50+ yards.
Has 13.5 career sacks, a franchise record among DBs.
Ranks 7th all-time in team history in career INTs with 28.

OFF THE FIELD

- Married wife, Madison, in Spring 2021.
Hosts annual Kickin' It With Harrison dodgeball event at the team's headquarters that welcomes Big Brothers Big Sisters of the Twin Cities, an organization he supports year-round.
Regularly visits the Hennepin County Juvenile Detention Center with teammates.
Earned his pilot's license at a local Minnesota airport, attending classes and lessons during the offseason.
Flew a 1944 B-25 Mitchell Bomber during a visit to the Fagan Fighters World War II Museum in Granite Falls, MN in 2019.
Graduated with a management-entrepreneurship degree in 2011 and played senior season as a graduate student.
His grandfather served in the U.S. Navy.
His aunt, Elaine Hendrix, is an actress and has appeared in such films and shows as Friends, NCIS, and The Parent Trap.

HONORS

- Named 1st-Team All-Pro in 2017 by the AP, PFWA and Sporting News.

- Named 2nd-Team All-Pro in 2018 by the AP.
Earned Pro Bowl honors in 2015, 2016, 2017, 2018 and 2019.
Named to the All-NFL and All-NFC team by PFWA in 2017.
The 2017 and 2020 Vikings Defensive Player of the Year as recognized as part of the annual Minnesota Football Honors.
Named All-Rookie in 2012 by Pro Football Weekly/PFWA.
Voted the Vikings Rookie of the Year in 2012.
NFC Defensive Player of the Week at Green Bay (12/23/17).

PRO

- Selected #29 overall in 2012 by the Vikings.
Became just the 3rd Notre Dame player and 3rd DB chosen by the Vikings in the 1st round in team history.
Signed contract extension in 2016 offseason.
Has more sacks (13.0) than any other DB in franchise history.
Has 4 career INT return TDs, a Vikings franchise record.
Tied Vikings rookie record with 2 INT return TDs on the season and was 1 shy of the team record for a season.
Became 1st Vikings rookie safety to start all 16 games.

2020: MINNESOTA VIKINGS

- Started all 16 games for the 5th time in his career.
Capped season by leading team with 9 tackles and grabbing 5th INT of the season at Detroit (1/3/21), the 28th of his career.
Had 3rd INT of 2020 on Monday Night at Chicago (11/16).
Snared 1st INT of the season vs. Tennessee (9/27) and grabbed 2nd INT of season vs. Detroit (11/8).
Started season-opener vs. Green Bay (9/13), his 9th straight Vikings opening-day start.

2019: MINNESOTA VIKINGS

- Started all 15 games in which he appeared, finishing with 84 tackles and set career-highs with 3 FF and 2 FR.
Led the Vikings in Week 1 with 9 tackles against Atlanta (9/8), moving into 5th place all-time among Vikings DBs with 703

HARASSIN' SMITH

Safety Harrison Smith set a Vikings record with his 4th career INT return TD, snapping the mark of 3 that was shared by 8 players. Smith's nose for the end zone has made him one of the top big-play defenders in the NFL since he entered the league in 2012.

Table: VIKINGS CAREER INTERCEPTIONS RETURNED FOR TDs. Lists players and TDs/INTs.

Table: VIKINGS SEASON INTERCEPTIONS RETURNED FOR TDs. Lists player, year, and TDs.

Table: VIKINGS CAREER INT RETURNS OF 50+ YARDS. Lists player, years, and returns.

Table: VIKINGS SINGLE-SEASON SACKS BY DEFENSIVE BACKS. Lists player, year, and sacks.

Table: VIKINGS CAREER SACKS BY DEFENSIVE BACKS. Lists player and sacks.

Table: VIKINGS CAREER TACKLES BY DEFENSIVE BACKS. Lists player and tackles.

career tackles in what was his 100th career game.

- In his 100th career start, became the 1st Viking since Antoine Winfield (10/6/08 at New Orleans) to record a PBU, FF, FR and TFL in a game, doing so at Green Bay (9/15) all in the 1st half.
- Had 7 solo tackles at Detroit, topping 500 career solo tackles.
- Led the defense with 8 tackles (6 solo) at Kansas City (11/3), while recording his 13th-career sack and 1 FF.
- Made 4 total tackles (2 solo) and 1 QBH vs. Denver (11/17) before exiting with a hamstring injury.
- Grabbed the 22nd INT of his career vs. Detroit (12/8), moving into a tie for 7th on the franchise INT list.
- Recorded 6 tackles, 1 TFL, 1 FR, 1 INT and 1 PD at LA Chargers (12/15), en route to surpassing Antoine Winfield for 3rd-most tackles by a defensive back in franchise history.
- Set career high with his 3rd FF of season vs. Green Bay (12/23).
- Led the Minnesota with a postseason career-high 11 tackles (8 solo) in its Wild Card win at New Orleans (1/5/20)
- Had 8 tackles in the Divisional game at San Francisco (1/11/20).

2018: MINNESOTA VIKINGS

- Started all 16 games for the 2nd consecutive season and the 4th time in his career, earning 2nd-Team Associated Press All-Pro honors and his 4th consecutive trip to the Pro Bowl.
- Set career highs in solo tackles (75) and TFLs (11) and tied career highs in sacks (3.0) and QBHs (10).
- Became the 1st player since Landon Collins and Ryan Shazier in 2016 to record 3 INTs and 3.0 sacks in a single season.
- Became the only player in franchise history with 4 career INT returns of 50+ yards by intercepting Sam Darnold in Week 7.
- Awarded NFC Defensive Player of the Week vs. San Francisco (9/9), where he became the Vikings career sacks leader by a DB (10.0) when he caught Jimmy Garoppolo in the 4th quarter. Also had 8 tackles (7 solo) and a game-sealing interception.
- Recorded his 3rd sack of the season vs. Arizona (10/14), tying his career-high season total set in 2014.
- Totaled 5 tackles (3 solo) 1 QBH, 2 PD and 1 INT at NY Jets (10/21). Returned his 3rd quarter INT of Sam Darnold 52 yards, the 4th INT return of 50+ yards in his career, a franchise record.
- Grabbed his 3rd INT of the year vs. New Orleans (10/28), forcing Drew Brees' 1st INT of the 2018 season and becoming the 10th Viking with 20+ INTs.
- Notched 7 tackles (6 solo), 1 PBU and 2 TFL at Detroit (12/23), the only NFL DB with 3 games of at least 2 TFL in 2018.
- Recorded his 11th TFL of the season vs. Chicago (12/30), setting a new single-season high.

2017: MINNESOTA VIKINGS

- Started all 16 games for the 3rd time in his career and totaled 93 tackles with a team-high 5 INTs, earning AP All-Pro honors, a trip to the Pro Bowl and All-NFL and All-NFC honors by PFWA.
- Became the 2nd DB in 2017 to record a sack and an INT in the same game, totaling 5 tackles (4 solo) 1.5 sacks, 2 TFL, 4 QBH, 1

INT and 2 PD vs. Green Bay (10/15).

- Recorded a 10 tackles (7 solo), 2 QBHs, a TFL and a PBU vs. Cleveland (10/29) at Twickenham Stadium in London, England as a part of the NFL's International Series.
- Posted 4 tackles (2 solo) and a TFL vs. Cincinnati (12/17) to help the Vikings clinch the NFC North title.
- Had a standout performance at Green Bay (12/23) as the Vikings forced their 1st shutout of the Packers since 1971, totaling 7 tackles (6 solo) and 2 INTs.
- Made 6 tackles (4 solo), 1 sack, 1 TFL and 1 QBH vs. New Orleans (1/14/18) in the Vikings Divisional Round victory.
- Had 6 solo tackles at Philadelphia (1/21/18) in NFC title game.

2016: MINNESOTA VIKINGS

- Played through an ankle injury and totaled 104 tackles and 2.0 sacks in 14 games, all starts, to earn his 2nd career Pro Bowl.
- Had 9 tackles (6 solo), 1 TFL and 1 PD at Tennessee (9/11), the 1st game in his home state since high school.
- Posted his 2nd double-digit tackle performance of the season, tallying 10 total tackles (9 solo) and his 2nd sack of the year vs. Arizona (11/20).
- Returned from injury at Green Bay (12/24) and registered 4 solo tackles to surpass 500 tackles in his career.

2015: MINNESOTA VIKINGS

- Named to Pro Bowl for 1st time in his career.
- Vikings defense set the tone for NFC North Champions, ranking #5 in the NFL in scoring defense and jumping to #12 in the NFL in passing defense, #13 in total defense.
- Started all 13 regular-season games he played (missing 3 due to injury) and Wild Card Playoff game.
- Notched season-high 11 tackles vs. San Diego (9/27) and season-high 8 solos vs. San Diego (9/27) and at Oakland (11/15).
- Sacked Matthew Stafford at Detroit (10/25) and shared sack of Aaron Rodgers at Green Bay (1/3/16) with DT Tom Johnson.
- Set Vikings record by returning his 4th career INT TD vs. NY Giants (12/27/15), breaking old mark of 3 shared by 8 players.

2014: MINNESOTA VIKINGS

- Led the team with a career-high 5 INTs, that ranked tied for 3rd in the NFL and tied for 2nd in the NFC.
- His 150 INT return yards was 2nd-best in the NFL.
- Led the team in tackles for the 1st time in his career.
- Only player in the NFL to have at least 3 INTs and 3 sacks.
- Helped Vikings pass defense from 31st in 2013 to 7th in 2014.
- Career-long INT return for a TD Week 1 at St. Louis (9/7) when taking back an Austin Davis pass 81 yards for a TD, 9th-longest INT return in team history.
- Tied for the franchise record with 3 INTs returned for TD.

2013: MINNESOTA VIKINGS

- Averaged more than 8 tackles per game.
- Intercepted multiple passes (2) for the 2nd time in his career,



Harrison Smith hosted more than 100 participants at TCO Performance Center for his 5th annual Big Brothers Big Sisters dodgeball event.

finishing 2nd on the team.

- Snagged 1st INT of season at Chicago (10/15).
- Suffered injured toe vs. Carolina (10/13) and was placed on Injured Reserve for Recall.
- Missed 8 games from injury yet ranked 5th on team in tackles.

2012: MINNESOTA VIKINGS

- Record-setting season earned All-Rookie Team honors.
- Started all 16 games and Wild Card playoff game.
- Tied Vikings rookie record with 2 INT-return TDs and was 1 shy of overall club record for a season.
- Ranked tied for 3rd in NFL with pair of INT-return scores and ranked 2nd among NFL rookies.
- Led all NFL safeties with 2 INT return TDs.
- Ranked 2nd on team with 129 tackles and led team with 87 yards on INT returns and tied team-high with 3 INTs.
- Set Vikings record with 16 starts by a rookie safety, passing previous high of 14 by Chuck Lamson in 1962.
- Ranks 3rd in INT return yards by a Vikings rookie.
- Had 10+ tackles in 5 games on the season and season-high 12 stops at Green Bay (12/2) and at St. Louis (12/16).
- Notched lone sack at Houston (12/23), catching Matt Schaub.

COLLEGE

- Started in 47 of his 51 collegiate contests.
- Is the only player in Irish history to register more than 200+ tackles (309), 15+ TFL (18.5) in a career.
- Was the lone captain of the 2011 Fighting Irish, an honor only bestowed on 4 players at Notre Dame in the past 40 years
- Made 15 starts at LB before making switch to DB in 2009.
- Started final 38 games.
- Ranks 2nd in ND history with 28 career PBU.
- Set school record with 3 INTs in a game vs. Miami in Sun Bowl.

PREP

- Named the Gatorade Player of the Year in Tennessee in 2006 at Knoxville Catholic HS.
- Honored as 2006 American General Tennessee Mr. Football Back of the Year after rushing for 1,340 yards and 19 TDs.
- Named 2006 Tennessee Class 3A All-State DB.
- East Tennessee HS Player of the Year in 2007.

- Earned Tennessee Class 3A 1st-Team All-State as a junior.
- Played basketball.

HARRISON SNARES IT

Harrison Smith is 7th in Vikings history with 28 career INTs and holds the club record with 4 INT-return TDs.

VIKINGS CAREER INTERCEPTIONS

PLAYER	INTERCEPTIONS
Paul Krause.....	53
Bobby Bryant.....	51
Ed Sharockman.....	40
Joey Browner.....	37
Nate Wright.....	32
Carl Lee.....	29
Harrison Smith	28
John Turner.....	22
Orlando Thomas.....	22
Antoine Winfield.....	21

VIKINGS CAREER INTERCEPTION RETURN YARDAGE

PLAYER	INT RETURN YARDS
Paul Krause.....	852
Ed Sharockman.....	804
Bobby Bryant.....	749
John Turner.....	465
Harrison Smith	430

SMITH'S NFL TOTALS

Year	GP/GS	Solo	Asst.	Total	Sacks	INTs	PBU	TFL	QBH	FF/FR	Special Teams
2012 (Min)	16/16	79	50	129	1.0	3 (87)	13	2	5	1/1	9
Playoffs	1/1	7	1	8	0.0	0	0	2	0	0/0	0
2013 (Min)	8/7	50	16	66	0.0	2 (4)	3	2	0	0/1	5
2014 (Min)	16/16	82	38	120	3.0	5 (150)	9	4	3	1/0	1
2015 (Min)	13/13	56	31	87	1.5	2 (35)	2	3	6	1/0	0
Playoffs	1/1	3	1	4	0.0	0	1	1	0	0/0	0
2016 (Min)	14/14	70	34	104	2.0	0	3	4	5	0/2	0
2017 (Min)	16/16	61	32	93	1.5	5 (42)	13	10	10	0/0	0
Playoffs	2/2	10	2	12	1	1.0	1	0	0	0	0
2018 (Min)	16/16	75	20	95	3.0	3 (56)	8	11	10	1/2	0
2019 (Min)	15/15	65	19	84	1.0	3 (13)	12	5	4	3/2	0
Playoffs	2/2	12	7	19	0.0	0	0	0	0	0/0	0
2020 (Min)	16/16	54	35	89	0.5	5 (33)	10	2	5	0/0	0
Totals	130/129	592	275	867	13.5	28 (430)	73	43	48	7/8	15
Playoffs	6/6	32	11	43	1.0	0	1	4	1	0/0	0

SINGLE-GAME CAREER HIGHS (* - playoffs)

Tackles	13	vs. New England, 9/14/14	Forced Fumble	1	7x, last vs. Green Bay, 12/23/19	
Solo Tackles	10	3x, last vs. Wash., 11/17/17	Fumble Recovery	1	8x, last at LAC, 12/15/19	
Interceptions	2	at Green Bay, 12/23/17	QB Hurries	4	3x, last at New England, 12/2/18	
Long INT Return	81t	at St. Louis, 9/7/14	Passes Defensed	3	2x, last at New Orleans, 9/21/14	
INT Return TDs	1	4x, last vs. NY Giants, 12/27/15	Tackles for Loss	2	0	5x, last at Detroit, 12/23/18
Sacks	1.5	vs. Green Bay, 10/15/17				

SMITH'S INTERCEPTIONS

GAME	QB	INT (Yds)
vs. Arizona, 10/21/12	John Skelton	1 (31t)
@ Green Bay, 12/2/12	Aaron Rodgers	1 (0)
vs. Chicago, 12/9/12	Jay Cutler	1 (56t)
@ Chicago, 9/15/13	Jay Cutler	1 (0)
vs. Cleveland, 9/22/13	Brian Hoyer	1 (4)
@ St. Louis, 9/7/14	Austin Davis	1 (81t)
@ Atlanta, 9/28/14	Matt Ryan	1 (1)
@ Green Bay, 10/2/14	Matt Flynn	1 (5)
@ Chicago, 11/16/14	Jay Cutler	1 (52)
@ Miami, 12/21/14	Ryan Tannehill	1 (11)
@ Denver, 10/4/15	Peyton Manning	1 (0)
vs. N.Y. Giants, 12/27/15	Eli Manning	1 (35t)
vs. Tampa Bay, 9/24/17	Jameis Winston	1 (12)
@ Chicago, 10/9/17	Mitchell Trubisky	1 (-6)
vs. Green Bay, 10/15/17	Brett Hundley	1 (19)
@ Green Bay, 12/23/17	Brett Hundley	2 (17)
vs. San Francisco, 9/9/18	Jimmy Garoppolo	1 (4)
@ New York Jets, 10/21/18	Sam Darnold	1 (52)
vs. New Orleans, 10/28/18	Drew Brees	1 (0)
vs. Oakland, 9/22/19	Derek Carr	1 (13)
vs. Detroit, 12/8/19	David Blough	1 (0)
vs. Tennessee, 9/27/20	Ryan Tannehill	1 (16)
vs. Detroit, 11/8/20	Matthew Stafford	1 (0)
@ Chicago, 11/16/20	Nick Foles	1 (8)
vs. Jacksonville, 12/6/20	Mike Glennon	1 (0)
@ Detroit, 1/3/21	Matthew Stafford	1 (9)
Total		28 (430)

SMITH'S TOUCHDOWNS

GAME	PLAY
vs. Arizona, 10/21/12	31 INT return
vs. Chicago, 12/9/12	56 INT return
@ St. Louis, 9/7/14	81 INT return
vs. N.Y. Giants, 12/27/15	35 INT return
Total	4 (4 INTs)

SMITH'S SACKS

GAME	QB	SACK
@ Houston, 12/23/12	T.J. Yates	1.0
@ St. Louis, 9/7/14	Austin Davis	1.0
vs. Carolina, 11/30/14	Cam Newton	1.0
vs. New York Jets, 12/7/14	Geno Smith	1.0
@ Detroit, 10/25/15	Matthew Stafford	1.0
@ Green Bay, 1/3/16	Aaron Rodgers	0.5
@ Carolina, 9/25/16	Cam Newton	1.0
vs. Arizona, 11/20/16	Carson Palmer	1.0
vs. Green Bay, 10/15/17	Brett Hundley	1.5
vs. San Francisco, 9/9/18	Jimmy Garoppolo	1.0
vs. Buffalo, 9/23/18	Josh Allen	1.0
vs. Arizona, 10/14/18	Josh Rosen	1.0
@ Kansas City, 11/3/19	Matt Moore	1.0
vs. Jacksonville, 12/6/20	Mike Glennon	0.5
Total		13.5

SMITH'S CAREER GAME-BY-GAME (*starts)

2012	MIN	U	A	T	TFL	SK	QH	FF	FR	INT	PD
9/9	JAX*	3	4	7	0	0.0	0	0	0	0	1
9/16	@ IND*	7	2	9	0	0.0	0	0	0	0	1
9/23	SF*	3	6	9	0	0.0	0	0	0	0	1
9/27	@ DET*	3	2	5	0	0.0	0	0	0	0	3
10/7	TEN*	2	0	2	0	0.0	0	0	1	0	0
10/14	@ WAS*	1	3	4	0	0.0	0	0	0	0	1
10/21	ARI*	5	4	9	0	0.0	0	0	0	1	1
10/28	TB*	10	1	11	0	0.0	0	0	0	0	0
11/4	@ SEA*	6	4	10	0	0.0	0	0	0	0	0
11/18	DET*	4	3	7	0	0.0	0	0	0	0	0
11/25	@ CHI*	5	2	7	1	0.0	0	0	0	0	0
12/2	@ GB*	8	4	12	0	0.0	0	0	0	1	1
12/10	CHI*	4	3	7	0	0.0	1	0	0	1	1
12/16	@ STL*	8	4	12	0	0.0	0	0	0	0	0
12/23	@ HOU*	5	5	10	1	1.0	4	1	0	0	1
12/30	GB*	5	3	8	0	0.0	0	0	0	0	2
GP/GS: 16/16	79	50	129	2	1.0	5	1	1	3	13	

2012 PLAYOFFS

1/5/13	@ GB*	7	1	8	2	0.0	0	0	0	0	0
--------	-------	---	---	---	---	-----	---	---	---	---	---

2013	MIN	U	A	T	TFL	SK	QH	FF	FR	INT	PD
9/9	@ DET*	7	3	10	0	0.0	0	0	1	0	1
9/15	@ CHI*	8	3	11	0	0.0	0	0	0	1	1
9/22	CLE*	6	0	6	1	0.0	0	0	0	1	1
9/29	PIT*	6	2	8	0	0.0	0	0	0	0	0
10/13	CAR*	3	3	6	0	0.0	0	0	0	0	0
10/21	@ NYG	INJURED RESERVED - DESIGNATED FOR RETURN									
10/27	GB	INJURED RESERVED - DESIGNATED FOR RETURN									
11/3	@ DAL	INJURED RESERVED - DESIGNATED FOR RETURN									
11/7	WAS	INJURED RESERVED - DESIGNATED FOR RETURN									
11/17	@ SEA	INJURED RESERVED - DESIGNATED FOR RETURN									
11/24	@ GB	INJURED RESERVED - DESIGNATED FOR RETURN									
12/1	CHI	INJURED RESERVED - DESIGNATED FOR RETURN									
12/8	@ BAL	INJURED RESERVED - DESIGNATED FOR RETURN									
12/15	PHI	6	3	9	0	0.0	0	0	0	0	0
12/22	@ CIN*	6	1	7	0	0.0	0	0	0	0	0
12/29	DET*	8	1	9	1	0.0	0	0	0	0	0
GP/GS: 8/7	50	16	66	2	0.0	0	0	1	2	3	

2014	MIN	U	A	T	TFL	SK	QH	FF	FR	INT	PD
9/7	@ STL*	4	0	4	1	1.0	2	0	0	1	1
9/14	NE*	7	6	13	0	0.0	0	0	0	0	0
9/21	@ NO*	4	4	8	0	0.0	0	0	0	0	3
9/28	ATL*	5	4	9	0	0.0	0	0	0	1	1
10/2	@ GB*	6	1	7	0	0.0	0	0	0	1	1
10/12	DET*	2	2	4	0	0.0	0	0	0	0	0
10/19	@ BUF*	5	0	5	0	0.0	1	1	0	0	0
10/26	@ TB*	2	4	6	0	0.0	0	0	0	0	0
11/2	WAS*	10	2	12	0	0.0	0	0	0	0	0
11/16	@ CHI*	2	2	4	0	0.0	0	0	0	1	1
11/23	GB*	6	6	12	0	0.0	0	0	0	0	1
11/30	CAR*	6	2	8	2	1.0	0	0	0	0	0
12/7	NYJ*	7	2	9	1	1.0	0	0	0	0	0
12/14	@ DET*	8	0	8	0	0.0	0	0	0	0	0
12/21	@ MIA*	5	2	7	0	0.0	0	0	0	0	1
12/28	CHI*	3	1	4	0	0.0	0	0	0	0	0
GP/GS: 16/16	82	38	120	4	3.0	3	1	0	5	9	

2015	MIN	U	A	T	TFL	SK	QH	FF	FR	INT	PD
9/14	@ SF*	7	3	10	0	0.0	0	0	0	0	0
9/20	DET*	4	3	7	0	0.0	2	1	0	0	0
9/27	SD*	8	3	11	1	0.0	1	0	0	0	0
10/4	@ DEN*	4	4	8	0	0.0	0	0	0	1	1
10/18	KC*	3	2	5	0	0.0	0	0	0	0	0
10/25	@ DET*	4	4	8	1	1.0	0	0	0	0	0
11/1	@ CHI*	3	5	8	0	0.0	2	0	0	0	0
11/8	STL*	2	0	2	0	0.0	1	0	0	0	0
11/15	@ OAK*	8	2	10	0	0.0	0	0	0	0	0
11/22	GB*	3	2	5	0	0.0	0	0	0	0	0
11/29	@ ATL	INACTIVE									
12/6	SEA*	2	0	2	1	0.0	0	0	0	0	0
12/10	@ AZ	INACTIVE									
12/20	CHI	INACTIVE									
12/27	NYG*	3	3	6	0	0.0	0	0	0	1	1
1/3	@ GB*	5	0	5	0	0.5	0	0	0	0	0
GP/GS: 13/13	56	31	87	3	1.5	6	1	0	2	2	

2015 PLAYOFFS

1/10	SEA*	3	1	4	1	0.0	0	0	0	0	1
------	------	---	---	---	---	-----	---	---	---	---	---

2016	MIN	U	A	T	TFL	SK	QH	FF	FR	INT	PD
9/11	@ TEN*	6	3	9	1	0.0	0	0	0	0	1
9/18	GB*	5	3	8	0	0.0	0	0	0	0	0
9/25	@ CAR*	6	0	6	1	1.0	1	0	0	0	0
10/3	NYG*	6	3	9	0	0.0	0	0	0	0	0
10/9	HOU*	5	3	8	0	0.0	0	0	0	0	1
10/23	@ PHI*	4	7	11	0	0.0	0	0	1	0	0
10/31	@ CHI*	4	2	6	0	0.0	0	0	0	0	0
11/6	DET*	5	4	9	0	0.0	1	0	0	0	0
11/13	@ WAS*	3	3	6	0	0.0	0	0	0	0	1
11/20	ARI*	9	1	10	1	1.0	1	0	0	0	0
11/24	@ DET*	3	4	7	0	0.0	2	0	0	0	0
12/1	DAL*	7	1	8	1	0.0	0	0	0	0	0
12/11	@ JAX	INACTIVE									
12/18	IND	INACTIVE									
12/24	@ GB*	4	0	4	0	0.0	0	0	0	0	0
1/1/17	CHI*	3	0	3	0	0.0	0	0	0	0	0
GP/GS: 14/14		70	34	104	4	2.0	5	0	1	0	3

2017	MIN	U	A	T	TFL	SK	QH	FF	FR	INT	PD
9/11	NO*	3	4	7	0	0.0	0	0	0	0	1
9/17	@ PIT*	2	4	6	0	0.0	0	0	0	0	0
9/24	TB*	6	2	8	0	0.0	0	0	0	1	2
10/1	DET*	4	0	4	1	0.0	1	0	0	0	0
10/9	@ CHI*	1	5	6	1	0.0	1	0	0	1	2
10/15	GB*	4	1	5	2	1.5	4	0	0	1	2
10/22	BAL*	2	2	4	1	0.0	0	0	0	0	0
10/29	@ CLE*	7	3	10	1	0.0	2	0	0	0	1
11/12	@ WAS	10	2	12	2	0.0	0	0	0	0	0
11/19	LAR*	2	0	2	0	0.0	0	0	0	0	2
11/23	@ DET*	4	2	6	0	0.0	0	0	0	0	1
12/3	@ ATL*	5	1	6	0	0.0	1	0	0	0	0
12/10	@ CAR*	0	1	1	0	0.0	0	0	0	0	0
12/17	CIN*	2	2	4	1	0.0	0	0	0	0	0
12/23	@ GB*	5	2	7	1	0.0	1	0	0	2	2
12/31	CHI*	4	1	5	0	0.0	0	0	0	0	2
GP/GS: 16/16		61	32	93	10	1.5	10	0	0	5	15

2017 Playoffs

1/14	NO*	4	2	6	1	1.0	0	0	0	0	1
1/21	@ PHI*	6	0	6	0	0.0	0	0	0	0	0
GP/GS: 2/2		10	2	12	1	1.0	0	0	0	0	1

2018	MIN	U	A	T	TFL	SK	QH	FF	FR	INT	PD
9/9	SF*	7	1	8	2	1.0	1	0	1	1	1
9/16	@ GB*	6	2	8	1	0.0	0	0	0	0	1
9/23	BUF*	4	1	5	1	1.0	1	1	0	0	0
9/27	@ LAR*	2	0	2	0	0.0	0	0	0	0	0
10/7	@ PHI*	4	1	5	0	0.0	2	0	0	0	2
10/14	ARI*	4	3	7	1	1.0	1	0	0	0	0
10/21	@ NYJ*	3	2	5	0	0.0	1	0	0	1	2
10/28	NO*	4	1	5	0	0.0	0	0	0	1	1
11/4	DET*	5	2	7	0	0.0	0	0	0	0	0
11/18	@ CHI*	7	1	8	2	0.0	0	0	1	0	0
11/25	GB*	4	1	5	1	0.0	0	0	0	0	0
12/2	@ NE*	8	0	8	0	0.0	4	0	0	0	0
12/10	@ SEA*	4	3	7	0	0.0	0	0	0	0	0
12/16	MIA*	1	1	2	0	0.0	0	0	0	0	0
12/23	@ DET*	6	1	7	2	0.0	0	0	0	0	1
12/30	CHI*	6	0	6	1	0.0	0	0	0	0	0
GP/GS: 16/16		75	20	95	11	3.0	10	1	2	3	8

2019	MIN	U	A	T	TFL	SK	QH	FF	FR	INT	PD
9/9	ATL*	8	1	9	0	0.0	0	0	0	0	2
9/15	@ GB*	5	1	6	1	0.0	0	1	1	0	1
9/22	OAK*	3	2	5	0	0.0	0	0	0	1	1
9/29	@ CHI*	2	2	4	0	0.0	0	0	0	0	1
10/6	@ NYG*	4	2	6	0	0.0	0	0	0	0	2
10/13	PHI*	4	0	4	0	0.0	1	0	0	0	0
10/20	@ DET*	7	0	7	0	0.0	0	0	0	0	0
10/24	WAS*	3	0	3	0	0.0	0	0	0	0	0
11/3	@ KC*	6	2	8	1	1.0	1	1	0	0	1
11/10	@ DAL*	3	1	4	0	0.0	1	0	0	0	0
11/17	DEN*	2	2	4	0	0.0	1	0	0	0	0
12/2	@ SEA*	6	4	10	0	0.0	0	0	0	0	1
12/8	DET*	3	0	3	1	0.0	0	0	0	1	2
12/15	@ LAC*	5	1	6	1	0.0	0	0	1	1	1
12/23	GB*	4	1	5	1	0.0	0	1	0	0	0
12/29	CHI	DID NOT PLAY									
GP/GS: 15/15		65	19	84	5	1.0	4	3	2	3	12

2019 Playoffs

1/5	@ NO*	8	3	11	0	0.0	0	0	0	0	0
1/11	@ SF*	4	4	8	0	0.0	0	0	0	0	0
GP/GS: 2/2		12	7	19	0	0.0	0	0	0	0	0

2020	MIN	U	A	T	TFL	SK	QH	FF	FR	INT	PD
9/13	GB*	4	0	4	0	0.0	0	0	0	0	0
9/20	@ IND*	4	1	5	0	0.0	0	0	0	0	1
9/27	TEN*	4	5	9	1	0.0	1	0	0	1	1
10/4	@ HOU*	1	2	3	0	0.0	0	0	0	0	0
10/11	@ SEA*	1	1	2	0	0.0	1	0	0	0	0
10/18	ATL*	2	0	2	0	0.0	0	0	0	0	0
11/1	@ GB*	5	3	8	0	0.0	0	0	0	0	1
11/8	DET*	7	3	10	0	0.0	1	0	0	1	1
11/16	@ CHI*	0	0	0	0	0.0	1	0	0	1	2
11/22	DAL*	4	4	8	0	0.0	0	0	0	0	0
11/29	CAR*	2	4	6	1	0.0	0	0	0	0	0
12/6	JAX*	2	4	6	0	0.5	1	0	0	1	2
12/13	@ TB*	3	3	6	0	0.0	0	0	0	0	0
12/20	CHI*	1	2	3	0	0.0	0	0	0	0	1
12/25	@ NO*	5	3	8	0	0.0	0	0	0	0	0
1/3	@ DET*	7	2	9	0	0.0	0	0	0	0	1
GP/GS: 16/16		54	35	89	2	0.5	5	0	0	5	10



84

IRV SMITH, JR.

POSITION: Tight End
HEIGHT/WEIGHT: 6-2/242
DOB: 8-9-98
HOMETOWN: New Orleans, LA

HIGH SCHOOL: Brother Martin
COLLEGE: Alabama
ACQUIRED: D2 (#50) 2019
NFL/VIKINGS SEASON: 3/3

2020 GP/GS
13/7

Career GP/GS
29/14

Playoffs GP/GS
2/1

- Notched 36 receptions in 2019, setting a new Vikings record for receptions by a rookie TE.
- Caught his 1st NFL TD vs. Denver on 11/17/19.
- His teams went 41-3 overall at Alabama, won 2017 National Championship, played in national title game all 3 seasons and won SEC Championships in 2016 and 2018.
- Father, Irv, was a 1st-round pick by New Orleans Saints as a TE and uncle, Ed, played TE in the NFL.

OFF THE FIELD

- Comes from football family that includes father, Irv, Sr., and his uncle, Ed, who played in the NFL.
- Father was 1st-round pick of the Saints in 1993 (#20 overall) and went on to play 7 seasons with New Orleans (5), San Francisco (1) and Cleveland (1), catching 183 passes with 15 TDs in 95 career games.
- Uncle, Ed, played in the NFL from 1997-99 with Washington, Atlanta, Philadelphia and Detroit.
- Ed caught a pass for Atlanta against the Vikings in the 1998 NFC title game.
- Born in Arizona and lived there until age 14 when family moved to New Orleans.
- Majored in kinesiology at Alabama. Hopes to open a gym following his football career.

PRO

- Set Vikings rookie TE record with 36 catches.
- Played on a 7-on-7 team with Vikings 2020 rookie Cameron Dantzler as a youth.
- Turned 21 and played in 1st pro game, the 2019 preseason opener in his hometown of New Orleans, on 8/9/19.
- The highest-drafted Viking from Alabama since LB Dwayne Rudd in 1st round (#20) in 1997.
- Selected with #50 overall pick, the 2nd Viking selected at that spot, joining RB Ed Marinaro from Cornell in 1972.

2020: MINNESOTA VIKINGS

- Ranked 3rd on team with 365 yards receiving and set career-best with 5 TD catches.
- Tied Vikings record for a TE with 2-TD day at New Orleans (12/25) and vs. Detroit (11/8).
- Set career-high with 6 catches and tied career-high 2 TDs at New Orleans (12/25), ending day with 6 catches for 53 yards.
- Had team-high 63 yards, with a 25-yard long, and scored on 14-yard pass from Kirk Cousins at Tampa Bay (12/13).
- Caught a pair of passes for 23 yards vs. Dallas (11/22).
- Inactive at Chicago (11/16), vs. Carolina (11/29) and vs. Jacksonville (12/6) with injury.
- Notched career-high 2 TD receptions vs. Detroit (11/8) in a 34-20 victory, catching 9 and 1-yard TDs from Kirk Cousins.
- Had 4 catches for 55 yards with a career-long of 36 vs. Atlanta (10/18), his 2nd straight 4-catch, 50+ yard game.
- Started at Seattle (10/11) and set career-high with 64 yards on 4 catches with a long of 25.
- Played in season-opener vs. Green Bay (9/13) and caught 1 pass for 11 yards.
- Started 1st game of season at Indianapolis (9/20).

2019: MINNESOTA VIKINGS

- Notched 36 receptions in 2019, setting a new Vikings record for receptions by a rookie TE, while appearing in all 16 regular-season (7 starts) and 2 postseason games (1 start).
- Made his NFL debut vs. Atlanta in Week 1 (9/8).
- Earned his 1st career start and caught his 1st career pass for -1 yards at Green Bay (9/15).
- Started at Detroit (10/20), setting a new career high with 5 receptions and matching his career high of 60 receiving yards.
- Caught the 1st TD reception of his NFL career vs. Denver (11/17), a 10-yard pass from Kirk Cousins, jump-starting a 20-point comeback en route to a 27-23 victory.
- Caught his 2nd TD of the season at the LA Chargers (12/15), a 1-yard reception to end the opening drive.
- Made his NFL postseason debut by starting in the Wild Card win at New Orleans (1/5/20).
- Caught 3 passes in the Divisional game at San Francisco (1/11/20).

COLLEGE

- Set Alabama record for TD catches in a season by a TE with 7 and yards with 710 as a junior in 2018.
- Declared for NFL Draft following his junior year.
- Was the 4th of 10 Alabama players drafted in 2019.
- Named 2nd-Team All-SEC by league coaches and was a 2nd-Team All-America choice by the AFCA.
- Ranked 4th on team with 44 catches, 710 yards and 7 TDs, averaging 16.1 yards per catch.
- Had 28 of his catches result in a 1st down or TD and had 11 catches of 20+ yards.
- Played in 9 games a true freshman in 2016.

PREP

- Earned Honorable Mention SA All-State as a senior at Brother Martin High in New Orleans.
- Tabbed as a 4-star recruit by ESPN.com and as the #6 TE prospect in the nation.
- Had 31 catches for 558 yards and 4 TDs as a senior.

SMITH'S NFL TOTALS

Year	GP/GS	RECEIVING				TD
		No.	Yds.	Avg.	Lg.	
2019 (Min)	16/7	36	311	8.6	29	2
Playoffs	2/1	3	39	13.0	21	0
2020 (Min)	13/7	30	365	12.2	36	5
Totals	29/14	66	676	10.2	36	7
Playoffs	2/1	3	39	13.0	21	0

Other: 2 special team tackles

SINGLE-GAME CAREER HIGHS (* - playoffs)

Receptions 6 at New Orleans, 12/25/20
 Receiving Yards 64 at Seattle, 10/11/20
 Long reception 36 vs. Atlanta, 10/18/20
 Receiving TD 2 2x, last at NO, 12/25/20

SMITH'S TOUCHDOWNS

GAME PLAY
 vs. Denver, 11/17/19 10 pass from Cousins
 at LA Chargers, 12/15/19 1 pass from Cousins
 vs. Detroit, 11/8/20 9 pass, 1 pass from Cousins
 at Tampa Bay, 12/13/20 14 pass from Cousins
 at New Orleans, 12/25/20 2 pass, 4 pass from Cousins
Total 7 (7 Receiving)

SMITH'S 2-PT CONVERSIONS

GAME PLAY
 vs. Atlanta, 10/18/20 pass from Cousins
Total 1 (1 receiving)

SMITH'S CAREER GAME-BY-GAME (*starts)

2019	MIN	No.	Yards	Avg.	Long	TD
9/8	ATL	0	0	0.0	0	0
9/15	@ GB*	1	-1	-1.0	-1	0
9/22	OAK	3	60	20.0	26	0
9/29	@ CHI	1	5	5.0	5	0
10/6	@ NYG*	0	0	0.0	0	0
10/13	PHI*	2	29	14.5	29	0
10/20	@ DET*	5	60	12.0	28	0
10/24	WAS*	3	21	7.0	11	0
11/3	@ KC	4	33	8.3	21	0
11/10	@ DAL*	5	34	6.8	9	0
11/17	DEN	3	20	6.7	10t	1
12/2	@ SEA	1	6	6.0	6	0
12/8	DET*	3	21	7.0	13	0
12/15	@ LAC	2	8	4.0	7	1
12/23	GB	2	4	2.0	5	0
12/29	CHI	1	11	11.0	11	0
GP/GS: 16/7		36	311	8.6	29	2
2019 PLAYOFFS						
1/5	@ NO*	0	0	0.0	0	0
1/11	@ SF	3	39	13.0	21	0
GP/GS: 2/1		3	39	13.0	21	0

2020	MIN	No.	Yards	Avg.	Long	TD
9/13	GB	1	11	11.0	11	0
9/20	@ IND*	1	3	3.0	3	0
9/27	TEN	0	0	0.0	0	0
10/4	@ HOU	0	0	0.0	0	0
10/11	@ SEA*	4	64	16.0	25	0
10/18	ATL*	4	55	13.8	36	0
11/1	@ GB	1	16	16.0	16	0
11/8	DET	2	10	5.0	9t	2
11/16	@ CHI	INACTIVE				
11/22	DAL*	2	23	11.5	12	0
11/29	CAR	INACTIVE				
12/6	JAX	INACTIVE				
12/13	@ TB	4	63	15.8	25	1
12/20	CHI*	3	37	12.3	21	0
12/25	@ NO*	6	53	8.8	14	2
1/3	@ DET*	2	30	15.0	25	0
GP/GS: 13/7		30	365	12.2	36	5



Irv Smith, Jr., had his 1st career 2-TD day in a win vs. Detroit (11/8/20). He had another at New Orleans (12/25/20) and ended 2020 with 5 TD catches.



5

TYE SMITH

POSITION: Cornerback
HEIGHT/WEIGHT: 6-0/195
DOB: 5-3-93
HOMETOWN: Raleigh, NC

HIGH SCHOOL: Wakefield
COLLEGE: Towson
ACQUIRED: FA (Tenn) 2021
NFL/VIKINGS SEASON: 6/1

2020 GP/GS

12/3- Tenn

Career GP/GS

40/7

Playoffs GP/GS

6/2

- Free agent acquisition saw playoff action in 2017, 2019 and 2020 with Tennessee, helping 2019 club to the AFC Championship Game.
- Has started career-high 3 games each of the past 2 seasons and notched 1st career TD by taking a blocked FG back 63 yards at Indianapolis (12/1/19).
- Hosts annual football camps as part of his Simple Greatness programs that encourage youth to achieve and reach their full potential.

OFF THE FIELD

- Majored in sports management with a minor in business.
- Comes from a family of 8 children.

PRO

- During time with Tennessee, helped team to 3 playoff berths in 4 seasons, including going from #6 seed in AFC in 2019 to advance to the AFC Championship game at Kansas City, posting road wins over New England and Baltimore en route to the AFC title game.
- Drafted by Seattle in 5th round (#170 overall) in 2015.
- Played in 4 games as a rookie in 2015 but waived following preseason in 2016, joining Seattle practice squad on 9/8/16.
- Waived from Seattle practice squad on 9/20/16 and joined Washington practice squad on 9/27/16 where he spent the rest of the season.
- Signed by Tennessee as a free agent on 1/1/17, starting a 4-season tenure with the Titans.
- Spent 2020 training camp with Tennessee, released on 9/5/20 and signed to practice squad the following day. Moved from practice squad to active roster on 9/14/20.
- Placed on Titans Injured Reserve on 11/7/20, designated to return from IR on 11/28/20 and played the following day at Indianapolis (11/29).
- Signed as a free agent by Minnesota on 6/3/21.

2020: TENNESSEE TITANS

- Matched career-high with 3 starts and played in 12 regular-season games, also playing in Wild Card playoff game vs. Baltimore.
- Helped Tennessee win the AFC South with an 11-5 mark.
- Started games vs. Pittsburgh (10/25), at Jacksonville (12/13) and vs. Detroit (12/20).
- Had season-high 4 tackles vs. Pittsburgh (10/25) and added 5 yards of INT return yardage after Dane Cruikshank lateraled him the ball following an INT off Ben Roethlisberger on the final play of the first half.
- Spent 2020 training camp with Tennessee, released on 9/5/20 and signed to practice squad the following day. Moved from practice squad to active roster on 9/14/20.
- Was inactive for game at Cincinnati (11/1), was placed on Titans Injured Reserve on 11/7/20, designated to return from IR on 11/28/20 and played the next day at Indianapolis (11/29).

2019: TENNESSEE TITANS

- Moved into starting lineup late in the season for the playoff-bound Titans, starting 3 of the final 5 games of the season and playing in all 3 postseason games as the club went from the #6

seed in the AFC to playing in the AFC Championship game after a pair of upset road wins at New England and Baltimore in the Wild Card and Divisional Rounds, respectively.

- In consecutive weeks, had a hand in a Titans TD, returning a blocked Adam Vinatieri FG by Dane Cruikshank 63 yards for a TD at Indianapolis (12/1) and the following week had a FF on Raiders TE Darren Waller that was recovered and returned for a score by Titans LB Kamalei Correa at Oakland (12/8).
- Started games at Oakland (12/8), vs. Houston (12/15) and at Houston (12/29).
- Had career-high 8 tackles in consecutive games at Indianapolis (12/1) and at Oakland (12/8).
- Was inactive for 6 of the opening 10 games of the season before moving into the lineup for more playing time.
- Was off the Titans roster for 1 game, waived on 11/2 and re-signed on 11/5, missing game at Carolina (11/3).

2018: TENNESSEE TITANS

- Placed on Injured Reserve on 7/31/18 after suffering an injury during training camp in his 2nd season with the club.

2017: TENNESSEE TITANS

- Earned 1st career start and played in 15 regular season games for the playoff-bound Titans, who went 9-7 and finished runner-up in the AFC South.
- Started both playoff games in Wild Card win at Kansas City and Divisional Round loss at New England.
- Started 1st career game at LA Rams (12/24) and notched then-career high 6 tackles.
- Notched 8 special teams tackles during the season.
- Snared 1st career INT on a deflected Jay Cutler pass at Miami (10/8) and returned it 14 yards.
- Had 5 tackles in Wild Card playoff game at Kansas City and 3 more in Divisional Round game at New England.

2016: WASHINGTON/SEATTLE

- Moved from Seattle practice squad to Washington practice squad during the season; was not elevated to the 53-man roster during the season.
- Teammates with Vikings QB Kirk Cousins during time with Washington.
- Spent training camp and preseason with Seattle as a 2nd-year player for Seahawks, but was waived following preseason and joined their practice squad on 9/8.
- Waived from Seattle practice squad on 9/20/16 and joined Washington practice squad on 9/27/16 where he spent the rest of the season.

2015: SEATTLE SEAHAWKS

- Made 53-man roster coming out of preseason as a 5th-round pick (#170 overall) and played in 4 games during the season but was inactive for 10 games in regular season and both playoff contests.
- Seahawks went 10-6, runner-up in the NFC West and advanced to the playoffs, playing Wild Card game at Minnesota and Divisional Round game vs. Carolina.
- Played in 1st career game vs. Chicago (9/27) and recorded a special teams tackle, his lone stats for his rookie season.
- Played vs. Detroit (10/5), vs. Cleveland (12/10) and vs. St. Louis (12/27).

COLLEGE

- Made 42 starts in 50 games at Towson, ending his Tigers career ranked #5 in career tackles with 312 and added 5 INTs (1 TD) and 28 PD.
- Helped 2013 and 2011 squads to CAA titles and the 2013 club went 13-3, playing in the FCS Championship Game against North Dakota State.
- Started all 12 games as a senior in 2014 en route to All-America honors by *Associated Press* for the FCS and a 1st-Team All-Colonial Athletic Association nod.
- As a junior, had career-best 103 tackles and started 15 of 16 games on the season, earning 2nd-Team All-CAA.

- Started all 11 games as a sophomore in 2012, led team with 75 tackles and was named 3rd-Team All-CAA.
- Made 4 starts in 11 games as a true freshman in 2010 and snared a pair of INTs.

PREP

- Standout CB/WR/KR at Wakefield High in Raleigh.

SMITH'S NFL TOTALS

Year	GP/GS	Solo	Asst.	Total	Sacks	INTs	PBU	TFL	QBH	FF/FR	Special Teams
2015 (Sea)	4/0	0	0	0	0.0	0	0	0	0	0/0	1
Playoffs	0/0	0	0	0	0.0	0	0	0	0	0/0	0
2016 (Sea/Was) PRACTICE SQUAD											
2017 (Ten)	15/1	10	1	11	0.0	1 (14)	1	0	0	0/0	8
Playoffs	2/2	6	2	8	0.0	0	0	0	0	0/0	2
2018 (Ten) INJURED RESERVE											
2019 (Ten)	9/3	19	5	24	0.0	0	0	0	0	2/0	4
Playoffs	3/0	0	0	0	0.0	0	0	0	0	0/0	2
2020 (Ten)	12/3	10	4	14	0.0	0 (5)	1	1	0	0/0	1
Playoffs	1/0	0	0	0	0.0	0	0	0	0	0/0	0
Totals	40/7	39	10	49	0.0	1 (19)	2	1	0	2/0	14
Playoffs	6/2	6	2	8	0.0	0	0	0	0	0/0	4

SINGLE-GAME CAREER HIGHS (* - playoffs)

Tackles 8 2x, last at Oak., 12/8/19
 Solo Tackles 6 3x, last at Oak., 12/8/19
 Interceptions 1 at Miami, 10/8/17
 Long INT Return 14 at Miami, 10/8/17
 BFL Return TDs 1 at Indianapolis, 12/1/19

Forced Fumble 1 2x, last at Oak., 12/8/19
 Tackle for Loss 1 at Jacksonville, 12/13/20
 Pass Defensed 1 at Jacksonville, 12/13/20
 Spec Tms Tkls 2 4x, last at Den., 10/13/19

SMITH'S INTERCEPTIONS

GAME QB INT (Yds)
 @ Miami, 10/8/17 Jay Cutler 1 (14)
 vs. Pittsburgh, 10/25/20 Ben Roethlisberger 0 (5)
Total **1 (19)**

SMITH'S TOUCHDOWNS

GAME PLAY
 @ Indianapolis, 12/1/19 63 BFG return
Total **1 (1 BFG)**

SMITH'S CAREER GAME-BY-GAME (*starts)

2015	SEA	U	A	T	TFL	SK	QH	FF	FR	INT	PD
9/13	@ STL	DID NOT PLAY									
9/20	@ GB	INACTIVE									
9/27	CHI	0	0	0	0	0.0	0	0	0	0	0
10/5	DET	0	0	0	0	0.0	0	0	0	0	0
10/11	@ CIN	INACTIVE									
10/18	CAR	INACTIVE									
10/22	@ SF	DID NOT PLAY									
11/1	@ DAL	INACTIVE									
11/15	ARI	INACTIVE									
11/22	SF	INACTIVE									
11/29	PIT	INACTIVE									
12/6	@ MIN	INACTIVE									
12/13	@ BAL	INACTIVE									
12/20	CLE	0	0	0	0	0.0	0	0	0	0	0
12/27	STL	0	0	0	0	0.0	0	0	0	0	0
1/3	@ ARI	INACTIVE									
GP/GS: 4/0		0	0	0	0	0.0	0	0	0	0	0

2015 PLAYOFFS

1/10	@ MIN	INACTIVE									
1/17	@ CAR	INACTIVE									

2016	SEA/WAS	U	A	T	TFL	SK	QH	FF	FR	INT	PD
9/11	MIA	PRACTICE SQUAD									
9/18	@ LAR	PRACTICE SQUAD									
TO WASHINGTON 9/27											
10/2	CLE	PRACTICE SQUAD									
10/9	@ BAL	PRACTICE SQUAD									
10/16	PHI	PRACTICE SQUAD									
10/23	@ DET	PRACTICE SQUAD									
10/30	@ CIN	PRACTICE SQUAD									
11/13	MIN	PRACTICE SQUAD									
11/20	GB	PRACTICE SQUAD									
11/24	@ DAL	PRACTICE SQUAD									
12/4	@ ARI	PRACTICE SQUAD									
12/11	@ PHI	PRACTICE SQUAD									
12/19	CAR	PRACTICE SQUAD									
12/24	@ CHI	PRACTICE SQUAD									
1/1	NYG	PRACTICE SQUAD									
GP/GS: 0/0											

2017	TEN	U	A	T	TFL	SK	QH	FF	FR	INT	PD
9/10	OAK	1	0	1	0	0.0	0	0	0	0	0
9/17	@ JAX	INACTIVE									
9/24	SEA	0	0	0	0	0.0	0	0	0	0	0
10/1	@ HOU	0	0	0	0	0.0	0	0	0	0	0
10/8	@ MIA	0	0	0	0	0	0	0	0	1	1
10/16	IND	0	0	0	0	0.0	0	0	0	0	0
10/22	@ CLE	0	0	0	0	0.0	0	0	0	0	0
11/5	BAL	0	0	0	0	0.0	0	0	0	0	0
11/12	CIN	0	0	0	0	0.0	0	0	0	0	0
11/16	@ PIT	0	0	0	0	0.0	0	0	0	0	0
11/26	@ IND	0	0	0	0	0.0	0	0	0	0	0
12/3	HOU	0	0	0	0	0.0	0	0	0	0	0
12/10	@ ARI	0	0	0	0	0.0	0	0	0	0	0
12/17	@ SF	0	0	0	0	0.0	0	0	0	0	0
12/24	LAR*	6	0	6	0	0.0	0	0	0	0	0
12/31	JAX	3	1	4	0	0.0	0	0	0	0	0
GP/GS: 15/1		10	1	11	0	0.0	0	0	0	1	1
2017 PLAYOFFS											
1/6	@ KC*	4	1	5	0	0.0	0	0	0	0	0
1/13	@ NE*	2	1	3	0	0.0	0	0	0	0	0

2018	TEN	U	A	T	TFL	SK	QH	FF	FR	INT	PD
9/9	@ MIA	RESERVE/INJURED									
9/16	HOU	RESERVE/INJURED									
9/23	@ JAX	RESERVE/INJURED									
9/30	PHI	RESERVE/INJURED									
10/7	@ BUF	RESERVE/INJURED									
10/14	BAL	RESERVE/INJURED									
10/21	@ LAC	RESERVE/INJURED									
11/5	@ DAL	RESERVE/INJURED									
11/11	NE	RESERVE/INJURED									
11/18	@ IND	RESERVE/INJURED									
11/26	@ HOU	RESERVE/INJURED									
12/2	NYJ	RESERVE/INJURED									
12/6	JAX	RESERVE/INJURED									
12/16	@ NYG	RESERVE/INJURED									
12/22	WAS	RESERVE/INJURED									
12/30	IND	RESERVE/INJURED									
GP/GS: 0/0											

2019	TEN	U	A	T	TFL	SK	QH	FF	FR	INT	PD
9/8	@ CLE	INACTIVE									
9/15	IND	INACTIVE									
9/19	@ JAX	0	0	0	--	0.0	--	0	0	0	0
9/29	@ ATL	INACTIVE									
10/6	BUF	INACTIVE									
10/13	@ DEN	0	0	0	--	0.0	--	0	0	0	0
10/20	LAC	0	0	0	--	0.0	--	0	0	0	0
10/27	TB	0	0	0	--	0.0	--	0	0	0	0
11/3	@ CAR	NOT WITH TEAM									
11/10	KC	INACTIVE									
11/24	JAX	INACTIVE									
12/1	@ IND	6	2	8	--	0.0	--	1	0	0	0
12/8	@ OAK*	6	2	8	--	0.0	--	1	0	0	0
12/15	HOU*	3	1	4	--	0.0	--	0	0	0	0
12/22	NO	0	0	0	--	0.0	--	0	0	0	0
12/29	@ HOU*	4	0	4	--	0.0	--	0	0	0	0
GP/GS: 9/3		19	5	24	--	0.0	--	2	0	0	0
2019 PLAYOFFS											
1/4	@ NE	0	0	0	--	0.0	--	0	0	0	0
1/11	@ BAL	0	0	0	--	0.0	--	0	0	0	0
1/19	@ KC	0	0	0	--	0.0	--	0	0	0	0

2020	TEN	U	A	T	TFL	SK	QH	FF	FR	INT	PD
9/14	@ DEN	0	0	0	0	0.0	0	0	0	0	0
9/20	JAX	1	1	2	0	0.0	0	0	0	0	0
9/27	@ MIN	0	0	0	0	0.0	0	0	0	0	0
10/13	BUF	2	0	2	0	0.0	0	0	0	0	0
10/18	HOU	1	0	1	0	0.0	0	0	0	0	0
10/25	PIT*	3	1	4	0	0.0	0	0	0	0	0
11/1	@ CIN	INACTIVE									
11/8	CHI	RESERVE/INJURED									
11/12	IND	RESERVE/INJURED									
11/22	@ BAL	RESERVE/INJURED									
11/29	@ IND	0	0	0	0	0.0	0	0	0	0	0
12/6	CLE	0	0	0	0	0.0	0	0	0	0	0
12/13	@ JAX*	2	1	3	1	0.0	0	0	0	0	0
12/20	DET*	1	1	2	0	0.0	0	0	0	0	0
12/27	@ GB	0	0	0	0	0.0	0	0	0	1	0
1/3/16	@ HOU	0	0	0	0	0.0	0	0	0	0	0
GP/GS: 12/3		10	4	14	1	0.0	0	0	0	0	1
2020 PLAYOFFS											
1/10	BAL	0	0	0	0	0.0	0	0	0	0	0



14

NATE STANLEY

POSITION: Quarterback
HEIGHT/WEIGHT: 6-4/235
DOB: 8-26-97
HOMETOWN: Menomonie, WI

HIGH SCHOOL: Menomonie
COLLEGE: Iowa
ACQUIRED: D7b (#244) 2020
NFL/VIKINGS SEASON: 1/1

2020 GP/GS
PS

Career GP/GS
0/0

Playoffs GP/GS
0/0

- Three-year starter at Iowa went 27-12 and threw for 8,302 yards with 68 TDs and 23 INTs.
- Ranks 2nd in Hawkeye history in career TD passes (68), 2nd in passing yards (8,302) and 3rd in total offense (8,197). Ranks 2nd in career pass attempts and completions (673-1,155).

OFF THE FIELD

- Majored in physical therapy.
- Struck a deal with Patrick Peterson to give up his #7 he wore as a rookie in 2020 in exchange for football equipment for his alma mater, Menomonie High. The swap enabled Peterson to return to his collegiate jersey number.
- Has a passion for hunting and fishing.

PRO

- Selected in the 7th round (#244 overall) of the 2020 NFL Draft, the first QB selected by the Vikings since Teddy Bridgewater was taken No. 32 overall out of Louisville in 2014.
- Teammates at Iowa with 2021 Vikings rookie WR Ihmirmar Smith-Marsette.

2020: MINNESOTA VIKINGS

- Spent entire rookie season on practice squad with Vikings.
- Went through training camp with Vikings competing for roster spot but released during final roster cuts.

COLLEGE

- Only 2nd Iowa player to be a 3-year permanent captain and earned 2019 Big Ten Conference Sportsmanship Award.

- Started and won bowl games each season, leading team to 8-5 mark in 2017, 9-4 in 2018 and 10-3 in 2019, capping senior year with Holiday Bowl win over USC. Topped Mississippi State in Outback Bowl as a junior and Pinstripe Bowl over Boston College in 2017.
- As a senior, started all 13 games, going 237-399 pass for 2,951 yards and 16 TDs en route to Honorable Mention All-Big Ten.
- Had 300+ passing yards 5 times (vs. Illinois, 2019; at Iowa State, 2017; Northern Iowa; at Minnesota; at Indiana, 2018).
- Started every game in 2018, going 235-396 for 2,852 yards and 26 TDs, with 10 INTs. Was 2nd in the Big Ten in TD passes (26).
- Played every offensive down in 42-16 win at Indiana, gaining 479 yards total offense, completing 21-32 pass attempts for 320 yards and 6 TDs, earning multiple national and conference player of the week honors.
- Set Iowa bowl record for longest pass and TD pass with 75-yarder in 2019 Outback Bowl win over #18 Mississippi State.
- Started all 13 games in 2017, completing 196-351 (55.8%) for 2,437 yards with 26 TDs and 6 INTs.
- Led Iowa to 55-24 win over #3 Ohio State in 2017, going 20-31 for 226 yards with 5 TDs, 0 INTs.

PREP

- Four-year letterman as QB, DB and punter at Menomonie High, missed majority of junior season because of injury.
- Helped team advance to state playoffs 4 straight years.
- Passed for 1,728 yards and 16 TDs as a senior and rushed 44 times for 213 yards and 3 TDs.

STANLEY'S COLLEGE TOTALS

Year	GP/GS	Att	Comp	Pct	PASSING				RUSHING			
					Yds	TD	INT	Lg	Rtg	Rush	TD	
2016 (UI)	7/0	9	5	55.6%	62	0	0	37	113.4	0	0	
2017 (UI)	13/13	351	196	55.8%	2,432	26	6	70	135.1	49	0	
2018 (UI)	13/13	396	235	59.3%	2,852	26	10	75	136.4	36	1	
2019 (UI)	13/13	399	237	59.4%	2,951	16	7	75	136.5	76	1	
Total	46/39	1,155	673	58.3%	8,297	68	23	75	134.1	161	2	



Nate Stanley and Ihmirmar Smith-Marsette were teammates at Iowa and helped the Hawkeyes to a 3-0 mark in bowl games.



19

ADAM THIELEN

POSITION: Wide Receiver
HEIGHT/WEIGHT: 6-2/200
DOB: 8-22-90
HOMETOWN: Detroit Lakes, MN

HIGH SCHOOL: Detroit Lakes
COLLEGE: Minnesota State, Mankato
ACQUIRED: UDFA 2013
NFL/VIKINGS SEASON: 8/8

2020 GP/GS
15/15

Career GP/GS
105/71

Playoffs GP/GS
5/3

- Hosted a day-long radiothon fundraiser on Vikings flagship station KFAN for COVID-19 relief in April 2020. The event raised more than \$280,000 during a 6 a.m.-6:30 p.m. marathon featuring teammates and celebrity guests calling in to support the cause.
- Represented Minnesota at the 2017 and 2018 Pro Bowl and earned 2nd-Team *Associated Press* All-Pro in 2017.
- In 2017-18, became the 1st Viking to record consecutive seasons of 1,000+ receiving yards since Randy Moss did so for 6 consecutive seasons (1998-2003).
- Thielen's 113 receptions in 2018 marked the 3rd-highest total in franchise history. His 1,335 receiving yards marked the 4th-highest total in franchise history, both times trailing only his boyhood idols Cris Carter and Randy Moss.
- The 1st player in NFL history to record 8 consecutive games of 100+ receiving yards to start a season.
- 1 of 2 players in NFL history to record 8 consecutive games of 100+ receiving yards at any point in an NFL season (Calvin Johnson of the Detroit Lions in 2012).

OFF THE FIELD

- Married to college sweetheart, Caitlin, who played soccer at Minnesota State, Mankato, in May of 2015. The couple has 2 sons, Asher and Hudson, and a daughter, Cora.
- Together with Caitlin launched the Thielen Foundation in September of 2018, which aims to create programs that serve, educate and inspire individuals to reach their full potential.
- Joins C.J. Ham (Duluth), Ryan Connelly (Eden Prairie) and Shane Zylstra (New London-Spicer) as Minnesotans on the Vikings roster in 2021.
- Hosts youth football camps in the Twin Cities and his hometown of Detroit Lakes.
- Opened a gym, ETS Elite Thielen, during the 2016 offseason in Lakeville, Minnesota, just south of the Twin Cities and has expanded to locations around the state, including Mankato and Rochester.
- Avid golfer, spends time golfing in Arizona and Florida and has taken part in Pro Am events regularly, including the American Century Championship in Lake Tahoe.
- Earned bachelor's degree in management from MSU.

HONORS

- Selected to the 2017 and 2018 Pro Bowl.
- Named 2nd-Team *Associated Press* All-Pro in 2017.
- Named the 2017 Vikings Offensive Player of the Year as part of annual Minnesota Football Honors program.
- Man of the Match vs. Cleveland (10/29/17) at Twickenham Stadium (London, England).
- Voted #36 on the NFL's Top 100 list after the 2017 season.
- 2015 Vikings Special Teams Player of the Year as part of annual Minnesota Football Honors program.
- NFC Special Teams Player of the Week vs. Carolina (11/30/14).

PRO

- Detroit Lakes native and Minnesota State, Mankato product broke out as a wide receiver in 2016 after playing mostly on special teams early in his career.
- The first player in franchise history to record 9 games of 100+

receiving yards in a single season, doing so in 2018.

- The only player in NFL history to record 8 consecutive games of 100+ receiving yards to open a season and 1 of 2 players in NFL history to record 8 consecutive games of 100+ receiving yards at any point in an NFL season (Calvin Johnson of the Detroit Lions in 2012).
- Signed an extension during the 2017 offseason.
- Turned in the best game of his career at Green Bay (12/24/16) with 12 receptions for 202 yards and 2 TDs, the only Viking with 12+ receptions against the Packers. The 202 yards are tied for the 3rd-most by a Viking in a game in team history.
- Continued to develop throughout 2013 season and spent all 16 weeks on Vikings practice squad.
- Earned invitation to continue with team following 2013 Vikings rookie camp and earned rookie free agent contract.
- Competed in scouting regional in Chicago and Dallas that led to his invite to the Vikings rookie camp in 2013.

2020: MINNESOTA VIKINGS

- Ranks 5th-best for Vikings receiving TDs in a season with 14, the 3rd-best mark in the NFL for the year.
- Hauled in career-best 14th TD of the season on Christmas Day at New Orleans (12/25).
- Returned to action vs. Jacksonville (12/6) and caught 12th TD of the season in an OT win.
- Placed on COVID-19 list during week vs. Carolina (11/29) and missed 1st game of the season.
- Had 2nd straight 2-TD day vs. Dallas (11/22), catching 8 passes for 123 yards and 2 TDs and had season-long 51-yarder.
- Had team-high 2 TD catches at Chicago (11/16) in win on *Monday Night Football*.
- Led team with 9 receptions and 2 TDs at Seattle (10/11) on *Sunday Night Football*.



Thielen Foundation's #ChangeThruSport program literally shed light at Brooklyn Center High School in Spring 2021 by replacing the stadium lights that had been inoperable for years and allowing the Centaurs night events again.

- Had team-high 114 yards on 8 catches at Houston (10/4), helping the team to the 1st win of the season and part of an offense that featured 2 WRs with 100+ yards (Jefferson, 103) and a 100-yard RB (Cook, 130) in the same game for the Vikings for the 1st time since 2000.
- Caught 3rd TD of season vs. Tennessee (9/27), scoring on a 16-yard pass. His 3 TDs in the opening 3 games is the best start of his career.
- Had team-high 6 catches, 110 yards and 2 TDs in season-opener vs. Green Bay (9/13) and scored his 2nd career 2-point conversion on a pass from Kirk Cousins. Team set a club record with 3 successful 2-point conversions in the game (Dalvin Cook, 2 rushing and Thielen 1 receiving).

2019: MINNESOTA VIKINGS

- Made 10 starts in 10 game appearances during the 2019 season, finishing with 30 receptions for 418 yards and 6 TDs. Also rushed 4 times for 6 yards and 1 TD.
- Caught the Vikings 1st TD of the 2019 season against Atlanta in Week 1 (9/8).
- Led team with 5 receptions for 75 yards at Green Bay (9/15).
- Recorded his 2nd career multi-score game vs. Oakland (9/22), catching a season-long 35-yard TD pass to cap the opening drive and scoring on a 1-yard rush in the 2nd quarter, the 1st rushing TD of his career.
- Started his 50th career game at Chicago (9/29).
- Caught 7 passes for 130 yards and 2 TDs at the NY Giants (10/6), his 2nd career game with multiple receiving TDs and 17th career game with 100+ receiving yards.
- Scored his 5th receiving TD and 6th total TD of the season vs. Philadelphia (10/13).
- Caught 1 pass for 25 yards and 1 TD at Detroit (10/20) before exiting with a hamstring injury.
- Streak of 87 consecutive games played came to an end after being inactive with an injury vs. Washington (10/24).
- Started at Kansas City (11/3) but left early with an injury.
- Inactive Weeks 10-14 with an injury.
- Returned to start at the LA Chargers (12/15), catching 3 passes for 27 yards and rushing once for 3 yards.
- Caught 7 passes for 129 yards in the Wild Card win at New Orleans (1/5/20), the 7th-highest postseason total in Vikings history and the 1st 100-yard postseason game of career. Thielen's 43-yard reception in OT set up game-winning TD.
- Brought in 5 receptions for 50 yards in the Divisional game at San Francisco (1/11/20).

2018: MINNESOTA VIKINGS

- Started all 16 games in 2018, setting new career highs in receptions (113), receiving yards (1,373) and receiving TDs (9) and earning his 2nd consecutive Pro Bowl invitation.
- Thielen's 113 receptions were the 3rd-highest single season total in franchise history, while his 1,373 receiving yards ranked 4th.
- Tallied 6 receptions for 102 yards against San Francisco (9/9).
- Matched his career high of 12 receptions, going for 131 yards and 1 TD at Green Bay (9/16). His acrobatic TD grab completed a 4th-quarter comeback.
- Posted his 3rd straight game with at least 100 receiving yards by catching a career-high 14 passes for 105 yards vs. Buffalo (9/23), both team-highs.
- Caught 8 balls for 135 yards and 1 TD at LA Rams (9/27), pushing his season yardage total to 473 and surpassing Randy Moss to set the franchise record for most receiving yards in the first 4 games of a season.
- Posted 7 receptions for 116 yards and 1 TD at Philadelphia (10/7), becoming the 1st player in NFL history to post 5 consecutive games of 100+ receiving yards to start a season. Set a new franchise record for most receiving yards through the first 5 games of the season (589). Also fair-caught a punt and recovered an onside kick in the 4th quarter to seal the win.

- Recorded his 6th consecutive game of 100+ receiving yards by catching 11 passes for 123 yards and 1 TD vs. Arizona (10/14).
- With 9 receptions for 110 yards and 1 TD at NY Giants (10/21), became the 1st player in NFL history (Super Bowl Era) to record 7 straight games of 100+ receiving yards to start a season. Thielen's 67 receptions and 822 yards through 7 games to start a season were also a franchise record.
- By catching 7 passes for 103 yards and 1 TD vs. New Orleans (10/29), became the 1st player in NFL history to record 8 consecutive games of 100+ receiving yards to start a season and joined Calvin Johnson as the only players in league history to record 8 consecutive games of 100+ receiving yards at any point in a season. Thielen's TD marked the 5th consecutive game in which he had scored, a new career-long scoring streak. The WR also added 1 rush for 15 yards, the 2nd longest carry of his career.
- Saw his 8-game streak of 100+ receiving yards come to an end vs. Detroit (11/4), finishing with 4 catches for 22 yards, 1 TD and 1 rush for 5 yards. Extended his scoring streak to a career-best 6 consecutive games.
- Passed the 1,000-yard mark for the 2nd consecutive season with 7 receptions for 66 yards at Chicago (11/18), becoming the 1st Viking since Randy Moss (1998-2003) with 1,000+ receiving yards in consecutive seasons. Tied Moss (2003) as the fastest Vikings to reach 1,000 yards in a season, needing only 10 games to do so.
- Recorded 8 receptions for 125 yards and 1 TD vs. Green Bay (11/25), becoming the first Viking with 9 games of 100+ receiving yards in a single season.
- Caught his 9th TD of the season at New England (12/2), setting a new career high for TDs in a season and becoming the first Vikings WR to score 9 TDs since Randy Moss scored 13 in 2004.

2017: MINNESOTA VIKINGS

- Finished with career-highs in receptions (91), yards (1,276) and games started (16), finishing with the 9th-most yards in team history and 7th-most receptions to earn All-Pro honors.
- Turned in a career-game to start off the season vs. New Orleans (9/11) with 9 catches for 157 yards, the 2nd-most receiving yards by a Vikings WR in a season-opening game and the 3rd most by a Vikings WR on *Monday Night Football*.
- Led the Vikings with 5 receptions at Pittsburgh (9/17) totaling 44 yards. His 5 receptions pushed him over the 100-reception mark for his career.
- Led the team with 9 catches for 96 yards vs. Green Bay (10/15).
- Caught 5 passes for 41 yards vs. Baltimore (10/22), becoming the only player in the NFL to have at least 5 catches in each of the 1st 7 weeks.
- Continued his streak of at least 5 receptions in each game of 2017, hauling in 5 for 98 yards and his 1st TD of the season to earn "Man of the Match" honors vs. Cleveland (10/29) at Twickenham Stadium in London, England, as a part of the NFL's International Series.
- Came out of the bye week firing on all cylinders, racking up 166 yards on 8 catches at Washington (11/12) with his 2nd TD in as many games, extending his streak of at least 5 catches to 9 games, tied for tops in the NFL, while also collecting his 5th game with over 100 receiving yards in his career.
- Posted his 3rd 100-yard performance of the season, tying a single-season career-high and grabbed a TD in a 3rd consecutive game, a new career-high, finishing the day vs. LA Rams (11/19) with 6 catches for 123 yards and a TD.
- Recorded his 4th 100-yard performance of the season, hauling in 6 catches for 105 yards and a 52-yard TD at Carolina (12/10).
- Caught 3 passes for 30 yards vs. Cincinnati (12/17) as the Vikings clinched the NFC North title.
- Grabbed 6 catches for 61 yards vs. Chicago (12/31) to finish the regular season with 91 catches for 1,276 yards, joining Rod Smith and Wes Welker as the only undrafted players to record a season with at least 90 catches and 1,200 yards.
- Caught 6 passes for 74 yards in his first career playoff start, vs.

New Orleans (1/14/18) in the Divisional Round, as the Vikings beat the Saints on a 61-yard TD as time expired.

2016: MINNESOTA VIKINGS

- Turned in a banner year with career-highs in receptions (69), receiving yards (967) and TDs (5) as he quickly developed a rapport with new Vikings QB Sam Bradford.
- His 967 receiving yards led the team, and his 3 100-yard receiving games tied with Stefon Diggs for the team lead.
- Tied for the team lead with 2 special teams tackles and caught 4 passes for 54 yards at Tennessee (9/11).
- Started and set new career bests in receptions (7) and receiving yards (127), as well as scoring his 3rd career receiving TD vs Houston (10/9).
- Had then-career-high with 8 catches at Detroit (11/24).
- Registered the 2nd 100-yard receiving game of his career with 101 yards on 4 catches at Jacksonville (12/11) as well as moving over the 1,000 receiving yards mark for his career.
- Turned in the best game of his young career at Green Bay (12/24) with 12 receptions for 202 yards and 2 TDs, the 3rd Viking to haul in 200+ yards and the first Viking with 12+ receptions against the Packers.

2015: MINNESOTA VIKINGS

- Was a special teams leader and played in every phase.
- Honored as Vikings Special Teams Player of the Year.
- Ranked tied for 2nd in special teams tackles with 10.
- Hauled in career-high 6 passes for 70 yards at eventual Super Bowl champions Denver (10/4).
- Had season-long 30-yard catch at Detroit (10/25).
- Notched 1st career rushing attempts, posting best offensive day in regular-season finale at Green Bay (1/3/16) when the Vikings clinched NFC North title at Lambeau. Ran for 67 yards on 2 carries, with a long of 41 on a fake punt, at Green Bay and added a 16-yard catch, ranking tied for 2nd in Vikings history for rushing yards in a game by a WR with the effort.

2014: MINNESOTA VIKINGS

- Started season on 53-man roster out of preseason.
- A special teams ace, finished tied for 2nd in special teams tackles, totaling 12 on the season.
- Made NFL debut at St. Louis (9/7).
- 1st NFL reception came at Green Bay (10/2), led the team in receiving that game, finishing with 4 receptions for 57 yards.
- Named NFC Special Teams Player of the Week after blocking a punt against Carolina (11/30) and returning it 30 yards to paydirt, at the time was the longest blocked punt returned for a TD in team history, a record that was broken in the same game by DE Everson Griffen.
- Had 1st NFL receiving TD in Week 17 vs. Chicago (12/28), a 44-

yard strike from QB Teddy Bridgewater

2013: MINNESOTA VIKINGS

- Earned practice squad position throughout entire season.
- Saw preseason action with Vikings at WR and on special teams.
- Was signed on 5/6 to rookie free agent contract following Vikings rookie camp when unsigned rookies are invited to practice with draft choices and rookie free agent signings to showcase their ability.
- Released on 8/31 and signed on 9/1 to the Vikings practice squad for the remainder of the season.

COLLEGE

- Started 37 of his 46 games at Minnesota State, Mankato.
- Ended college career ranked #2 in school history in receptions (198), 3rd in receiving yards (2,802), 3rd in receiving TDs (20), 3rd in punt return yards (582) and 3rd in punt returns (57).
- Had 74 receptions for 1,176 yards and 8 TDs as a senior.
- Named 1st-Team All-Northern Sun Conference South Division as a senior and 2nd-Team as a junior.
- Helped lead the Mavericks to a 13-1 record and a national semifinal berth as a senior.
- 7th MSU Alumni to play in the NFL, joining Bob Bruer (1979-80 with San Francisco; 1980-83 with Minnesota) and Tywan Mitchell (2000-01 with Arizona) as the only 3 former Mavericks to play in a non-lockout NFL regular season.

PREP

- 4-sport standout at Detroit Lakes High in Northern Minnesota, competing in football, basketball, golf and baseball.
- Helped team to a 9-1 mark as a senior and named All-State.
- Member of Lakers state champs golf team.
- Played basketball for the Lakers and considered playing collegiately.

PILING UP YARDS

VIKINGS RECEIVING YARDS IN A GAME

PLAYER, GAME	YARDS/REC/TD
Sammy White, vs. Detroit, 11/7/76	210/7/2
Randy Moss, at Chicago, 11/14/99	204/12/0
Adam Thielen, at Green Bay, 12/24/16	202/12/2
Paul Flatley, at San Francisco, 10/24/65	202/7/2
Sidney Rice, vs. Detroit, 11/15/09	201/7/0

VIKINGS 100+ YARD RECEIVING GAMES IN A SEASON

PLAYER, SEASON	100+ GAMES
Adam Thielen, 2018	9
Randy Moss, 2000	8
Randy Moss, 2003	8

TOUCHDOWN TEAR

Adam Thielen set a career high in 2020 with 14 TD receptions and had 4 games in 2020 with 2+ receiving TDs.

VIKINGS RECEIVING TDs IN A SEASON

PLAYER, SEASON (*-led NFL)	TDs
Randy Moss, 2003*	17
Randy Moss, 1998*	17
Cris Carter, 1995*	17
Randy Moss, 2000*	15
Adam Thielen, 2020	14
Randy Moss, 2004	13
Cris Carter, 1999*	13
Cris Carter, 1997*	13
Cris Carter, 1998	12
Visanthe Shiancoe, 2009	11
Randy Moss, 1999	11
Jerry Reichow, 1961	11

VIKINGS 2+ RECEIVING TD GAMES IN A SEASON

PLAYER, SEASON	2+ TD GAMES
Cris Carter, 1995	7
Randy Moss, 2003	5
Adam Thielen, 2020	4
Randy Moss, 1998	4

CAN'T FIGHT THIS THIELEN ANYMORE

Adam Thielen has shown a knack for making big plays in big situations during his Vikings career. He has excelled on special teams, receiving and rushing the ball.

MOST RUSHING YARDS IN A GAME BY VIKINGS WRs

PLAYER, GAME	YARDS
Cordarrrelle Patterson, at St. Louis, 9/7/14	102
Adam Thielen, at Green Bay, 1/3/16	67
Percy Harvin, at Kansas City, 10/2/11	67

LONGEST VIKINGS FAKE PUNTS

PLAYER, GAME	YARDS
Andrew Sendejo, at Chicago, 9/7/14	48 run
Bobby Walden, vs. San Francisco, 10/30/66	45 run
Adam Thielen, at Green Bay, 1/3/16	41 run

LONGEST BLOCKED PUNT RETURN TDs BY VIKINGS

PLAYER, GAME	YARDS
Everson Griffen, vs. Carolina, 11/30/14	43t
Adam Thielen, vs. Carolina, 11/30/14	30t
Nate Allen, vs. NY Giants, 10/17/76	28t

THIELEN'S NFL TOTALS

Year	GP/GS	RECEIVING				RUSHING					Special	
		No.	Yds.	Avg.	Lg.	TD	Att.	Yds.	Avg.	Lg.	TD	Teams
2014 (Min)	16/2	8	137	17.1	44t	1	0	0	0.0	0	0	12
2015 (Min)	16/2	12	144	12.0	30	0	4	89	22.3	41	0	10
Playoffs	1/0	0	0	0.0	0	0	0	0.0	0	0	0	0
2016 (Min)	16/10	69	967	14.0	71t	5	2	15	7.5	11	0	3
2017 (Min)	16/16	91	1,276	14.0	65t	4	1	11	11.0	11	0	0
Playoffs	2/2	6	74	12.3	24	0	0	0	0.0	0	0	0
2018 (Min)	16/16	113	1,373	12.2	68	9	5	30	6.0	15	0	0
2019 (Min)	10/10	30	418	13.9	44	6	4	6	1.5	3	1	0
Playoffs	2/1	12	179	14.9	43	0	1	3	3.0	3	0	0
2020 (Min)	15/15	74	925	12.5	51	14	3	15	5.0	8	0	0
Total	104/70	397	5,240	13.2	75t	39	19	166	8.7	41	1	25
Playoffs	5/3	21	281	13.4	43	0	1	3	3.0	3	0	0

SINGLE-GAME CAREER HIGHS (* - playoffs)

Receptions	14	vs. Buffalo, 9/23/18
Receiving Yards	202	at Green Bay, 12/24/16
Long reception	71t	at Green Bay, 12/24/16
TD Receptions	2	6x, last vs. Dallas, 11/22/20
Rushing Attempts	2	at Green Bay, 1/3/16
Rushing Yards	67	at Green Bay, 1/3/16
Long Rush	41	at Green Bay, 1/3/16
Rushing TD	1	vs. Oakland, 9/22/19
2-Point Conversion	1	at Chi., 11/18/18; vs. GB 9/13/20

ST Tackles	3	at Chicago, 11/16/14
Blocked Punt Return	1	vs. Carolina, 11/30/14
Long Blocked Punt Return	30t	vs. Carolina, 11/30/14
Kickoff Return	1	3x, last at Green Bay, 12/24/16
Long Kickoff Return	21	vs. Green Bay, 11/23/14
Punt Return	2	2x, last vs. Dallas, 12/1/16
Long Punt Return	9	at Jacksonville, 12/11/16
Total TDs	2	4x, last vs. GB, 9/13/20

THIELEN'S TOUCHDOWNS

GAME	PLAY
vs. Carolina, 11/30/14	30-yard blocked punt return vs. Chicago, 12/28/14
vs. Houston, 10/9/16	44 pass from Bridgewater
at Washington, 11/13/16	36 pass from Bradford
vs. Arizona, 11/20/16	1 pass from Bradford
at Green Bay, 12/24/16	16 pass from Bradford
at Cleveland (UK), 10/29/17	71, 8 pass from Bradford
at Washington, 11/12/17	18 pass from Keenum
vs. L.A. Rams, 11/19/17	1 pass from Keenum
at Carolina, 12/10/17	65 pass from Keenum
at Green Bay, 9/16/18	52 pass from Keenum
at Los Angeles, 9/27/18	22 pass from Cousins
at Philadelphia, 10/7/18	45 pass from Cousins
vs. Arizona, 10/14/18	3 pass from Cousins
at New York Jets, 10/21/18	13 pass from Cousins
vs. New Orleans, 10/28/18	34 pass from Cousins
vs. Detroit, 11/4/18	1 pass from Cousins
vs. Green Bay, 11/25/18	2 pass from Cousins
at New England, 12/2/18	34 pass from Cousins
vs. Atlanta, 9/8/19	5 pass from Cousins
vs. Oakland, 9/22/19	23 pass from Cousins
at New York Giants, 10/6/19	35 pass from Cousins, 1 rush
vs. Philadelphia, 10/13/19	15, 9 pass from Cousins
at Detroit, 10/20/19	6 pass from Cousins
vs. Green Bay, 9/13/20	25 pass from Cousins
vs. Tennessee, 9/27/20	37, 19 pass from Cousins
at Houston, 10/4/20	16 pass from Cousins
at Seattle, 10/11/20	9 pass from Cousins
vs. Atlanta, 10/18/20	3, 6 pass from Cousins
at Chicago, 11/18/20	2 pass from Cousins
vs. Dallas, 11/22/20	17, 6 pass from Cousins
vs. Jacksonville, 12/6/20	2, 3 pass from Cousins
vs. Chicago, 12/20/20	3 pass from Cousins
at New Orleans, 12/25/20	3 pass from Cousins
Total	41 (1 rush, 1 BPR, 39 receiving)

THIELEN'S 2-PT CONVERSIONS

GAME	PLAY
at Chicago, 11/18/18	pass from Cousins
vs. Green Bay, 9/13/20	pass from Cousins
Total	2 (2 receiving)

THIELEN'S 100-YARD GAMES (21) (* - playoffs)

Game	Yds/Rec/TD
vs. Houston, 10/9/16	127/7/1
at Jacksonville, 12/11/16	101/4/0
at Green Bay, 12/24/16	202/12/2
vs. New Orleans, 9/11/17	157/9/0
at Washington, 11/12/17	166/8/1
vs. LA Rams, 11/19/17	123/6/1
at Carolina, 12/10/17	105/6/1
vs. San Francisco, 9/11/18	102/6/0
at Green Bay, 9/16/18	131/12/1
vs. Buffalo, 9/23/18	105/14/0
at LA Rams, 9/27/18	135/8/1
at Philadelphia, 10/7/18	116/7/1
vs. Arizona, 10/14/18	123/11/1
at NY Jets, 10/21/18	110/9/1
vs. New Orleans, 10/28/18	103/7/1
vs. Green Bay, 11/25/18	125/8/1
at NY Giants, 10/16/19	130/7/2
at New Orleans, 1/5/20*	129/7/0
vs. Green Bay, 9/13/20	110/6/2
at Houston, 10/4/20	114/8/1
vs. Dallas, 11/22/20	123/8/2

IN ELITE COMPANY

VIKINGS RECEIVING YARDS IN A SEASON

PLAYER, YEAR	YARDS
Randy Moss, 2003	1,632
Randy Moss, 2000	1,437
Randy Moss, 1999	1,413
Adam Thielen, 2018	1,373

VIKINGS RECEPTIONS IN A SEASON

PLAYER, YEAR	CATCHES
Cris Carter, 1994	122
Cris Carter, 1995	122
Adam Thielen, 2018	113

VIKINGS RECEPTIONS IN A GAME

PLAYER, GAME	CATCHES
Rickey Young, at New England, 12/16/79	15
Cris Carter, at Arizona, 10/2/94	14
Adam Thielen, vs. Buffalo, 9/23/18	14

RARE WITH THE BALL IN THE AIR

VIKINGS CAREER 100+ YARD RECEIVING GAMES

PLAYER	100+ GAMES
Randy Moss.....	41
Cris Carter.....	40
Anthony Carter.....	22
Adam Thielen	20
Jake Reed.....	18

THIELSEN'S CAREER GAME-BY-GAME (*starts)

RECEIVING						
2014	MIN	No.	Yards	Avg.	Long	TD
9/7	@ STL	0	0	0	0	0
9/14	NE	0	0	0	0	0
9/21	@ NO*	0	0	0	0	0
9/28	ATL	0	0	0	0	0
10/2	@ GB	4	57	14.3	17	0
10/12	DET	0	0	0	0	0
10/19	@ BUF*	0	0	0	0	0
10/26	@ TB	0	0	0	0	0
11/2	WAS	0	0	0	0	0
11/16	@ CHI	0	0	0	0	0
11/23	GB	0	0	0	0	0
11/30	CAR	0	0	0	0	0
12/7	NYJ	0	0	0	0	0
12/14	@ DET	0	0	0	0	0
12/21	@ MIA	1	12	12.0	12	0
12/28	CHI	3	68	22.6	44t	1
GP/GS: 16/2	8	137	17.1	44t	1	

STACKING UP AGAINST HISTORY

VIKINGS CAREER RECEIVING TOUCHDOWNS

PLAYER	TDs
Cris Carter.....	110
Randy Moss.....	92
Anthony Carter.....	52
Sammy White.....	50
Kyle Rudolph.....	48
Adam Thielen	39
Ahmad Rashad.....	34
Jake Reed.....	33
Stefon Diggs.....	30
Steve Jordan.....	28
John Gilliam.....	27

VIKINGS CAREER RECEPTIONS

PLAYER	RECEPTIONS
Cris Carter.....	1,004
Randy Moss.....	587
Steve Jordan.....	498
Anthony Carter.....	478
Kyle Rudolph.....	446
Jake Reed.....	413
Ahmad Rashad.....	400
Adam Thielen	397
Sammy White.....	393
Stefon Diggs.....	365
Ted Brown.....	339
Chuck Foreman.....	336

RECEIVING

2015	MIN	RECEIVING					RUSHING				
		No.	Yds.	Avg.	Lg.	TD	No.	Yds.	Avg.	Lg.	TD
9/14	@ SF	0	0	0.0	0	0	0	0	0.0	0	0
9/20	DET	0	0	0.0	0	0	0	0	0.0	0	0
9/27	SD	2	16	8.0	11	0	0	0	0.0	0	0
10/4	@ DEN	6	70	11.7	18	0	0	0	0.0	0	0
10/18	KC	0	0	0.0	0	0	0	0	0.0	0	0
10/25	@ DET	1	30	30.0	30	0	0	0	0.0	0	0
11/1	@ CHI	0	0	0.0	0	0	0	0	0.0	0	0
11/8	STL	0	0	0.0	0	0	0	0	0.0	0	0
11/15	@ OAK	0	0	0.0	0	0	1	14	14.0	14	0
11/22	GB	0	0	0.0	0	0	0	0	0.0	0	0
11/29	@ ATL	0	0	0.0	0	0	0	0	0.0	0	0
12/6	SEA	0	0	0.0	0	0	0	0	0.0	0	0
12/10	@ AZ	1	7	7.0	7	0	0	0	0.0	0	0
12/20	CHI*	0	0	0.0	0	0	1	8	8.0	8	0
12/27	NYG*	1	5	5.0	5	0	0	0	0.0	0	0
1/3/16	@ GB	1	16	16.0	16	0	2	67	33.5	41	0
GP/GS: 16/2		12	144	12.0	30	0	4	89	22.3	41	0

2015 PLAYOFFS

1/10/16	SEA	0	0	0.0	0	0	0	0	0.0	0	0
---------	-----	---	---	-----	---	---	---	---	-----	---	---

2016	MIN	No.	Yds.	Avg.	Lg.	TD	No.	Yds.	Avg.	Lg.	TD
9/11	@ TEN	4	54	13.5	21	0	0	0	0.0	0	0
9/18	GB*	4	41	10.3	15	0	0	0	0.0	0	0
9/25	@ CAR	3	29	9.7	19	0	0	0	0.0	0	0
10/3	NYG	2	21	10.5	18	0	0	0	0.0	0	0
10/9	HOU*	7	127	18.1	36t	1	0	0	0.0	0	0
10/23	@ PHI*	2	52	26.0	27	0	0	0	0.0	0	0
10/31	@ CHI	3	40	13.3	21	0	0	0	0.0	0	0
11/6	DET*	4	68	17.0	29	0	0	0	0.0	0	0
11/13	@ WAS	3	21	7.0	11	1	1	11	11.0	11	0
11/20	ARI*	5	65	13.0	22	1	0	0	0.0	0	0
11/24	@ DET*	8	53	6.6	10	0	0	0	0.0	0	0
12/1	DAL	7	86	12.3	23	0	0	0	0.0	0	0
12/11	@ JAX*	4	101	25.3	41	0	0	0	0.0	0	0
12/18	IND*	0	0	0.0	0	0	0	0	0.0	0	0
12/24	@ GB*	12	202	16.8	71t	2	1	4	4.0	4	0
1/1/17	CHI*	1	7	7.0	7	0	0	0	0.0	0	0
GP/GS: 16/10		69	967	14.0	71t	5	2	15	7.5	11	0

2017	MIN	RECEIVING					RUSHING				
		No.	Yds.	Avg.	Lg.	TD	No.	Yds.	Avg.	Lg.	TD
9/11	NO*	9	157	17.4	44	0	0	0	0.0	0	0
9/17	@ PIT*	5	44	8.8	24	0	0	0	0.0	0	0
9/24	TB*	5	98	19.6	45	0	0	0	0.0	0	0
10/1	DET*	5	59	11.8	24	0	0	0	0.0	0	0
10/9	@ CHI*	5	34	6.9	14	0	1	11	11.0	11	0
10/15	GB	9	96	10.7	23	0	0	0	0.0	0	0
10/22	BAL	5	41	8.2	14	0	0	0	0.0	0	0
10/29	@ CLE*	5	98	19.6	25	1	0	0	0.0	0	0
11/12	@ WAS*	6	166	20.8	49	1	0	0	0.0	0	0
11/19	LAR*	5	123	20.5	65t	1	0	0	0.0	0	0
11/23	@ DET*	8	89	11.1	16	0	0	0	0.0	0	0
12/3	@ ATL*	4	51	12.8	22	0	0	0	0.0	0	0
12/10	@ CAR*	6	105	17.5	52	1	0	0	0.0	0	0
12/17	CIN*	3	30	10.0	21	0	0	0	0.0	0	0
12/23	@ GB*	2	24	12.0	21	0	0	0	0.0	0	0
12/31	CHI*	6	61	10.2	16	0	0	0	0.0	0	0
GP/GS: 16/16		91	1,267	14.0	65t	4	1	11	11.0	11	0
2017 Playoffs											
1/14/18	NO*	6	74	12.3	24	0	0	0.0	0	0	0
1/21/18	@ PHI*	3	28	9.3	12	0	0	0.0	0	0	0
GP/GS: 2/2		9	102	11.3	24	0	0	0.0	0	0	0
2018	MIN	No.	Yds.	Avg.	Lg.	TD	No.	Yds.	Avg.	Lg.	TD
9/11	SF*	6	102	17.0	34	0	0	0	0.0	0	0
9/16	@ GB*	12	131	10.9	25	1	0	0	0.0	0	0
9/23	BUF*	14	105	7.5	19	0	0	0	0.0	0	0
9/27	@ LAR*	8	135	16.9	45t	1	0	0	0.0	0	0
10/7	@ PHI*	7	116	16.6	68	1	0	0	0.0	0	0
10/14	ARI*	11	123	11.2	17	1	0	0	0.0	0	0
10/21	@ NYJ*	9	110	12.2	34	1	0	0	0.0	0	0
10/28	NO*	7	103	14.7	28	1	1	15	15.0	15	0
11/4	DET*	4	22	5.5	11	1	1	5	5.0	5	0
11/18	@ CHI*	7	66	9.4	13	0	0	0	0.0	0	0
11/25	GB*	8	125	15.6	33	1	0	0	0.0	0	0
12/2	@ NE*	5	28	5.6	9	1	0	0	0.0	0	0
12/10	@ SEA*	5	70	14.0	35	0	1	8	8.0	0	0
12/16	MIA*	2	19	9.5	14	0	0	0	0.0	0	0
12/23	@ DET*	5	80	16.0	40	0	1	3	3.0	3	0
12/30	CHI*	3	38	12.7	18	0	1	-1	-1.0	-1	0
GP/GS: 16/16		113	1,373	12.2	68	9	5	30	6.0	15	0
2019	MIN	No.	Yds.	Avg.	Lg.	TD	No.	Yds.	Avg.	Lg.	TD
9/8	ATL*	3	43	14.3	23t	1	0	0	0.0	0	0
9/15	@ GB*	5	75	15.0	30	0	0	0	0.0	0	0
9/22	OAK*	3	55	18.3	35t	1	1	1	1.0	1	1
9/29	@ CHI*	2	6	3.0	6	0	0	0	0.0	0	0
10/6	@ NYG*	7	130	18.6	44	2	0	0	0.0	0	0
10/13	PHI*	6	57	9.5	20	1	1	0	0.0	0	0
10/20	@ DET*	1	25	25.0	25	1	0	0	0.0	0	0
10/24	WAS	INACTIVE									
11/3	@ KC*	0	0	0.0	0	0	0	0	0.0	0	0
11/10	@ DAL	INACTIVE									
11/17	DEN	INACTIVE									
12/2	@ SEA	INACTIVE									
12/8	DET	INACTIVE									
12/15	@ LAC*	3	27	9.0	13	0	1	3	3.0	3	0
12/23	GB*	0	0	0.0	0	0	1	2	2.0	2	0
12/29	CHI	DID NOT PLAY									
GP/GS: 10/10		30	418	13.9	44	6	4	6	1.5	3	1
2019 PLAYOFFS											
1/5/20	@ NO*	7	129	18.4	43	0	1	3	3.0	3	0
1/11/20	@ SF	5	50	10.0	17	0	0	0	0.0	0	0
GP/GS: 2/1		12	179	14.9	43	0	1	3	3.0	3	0

2020	MIN	No.	Yds.	Avg.	Lg.	TD	No.	Yds.	Avg.	Lg.	TD
9/13	GB*	6	110	18.3	37t	2	0	0	0.0	0	0
9/20	@ IND*	3	31	10.3	18	0	0	0	0.0	0	0
9/27	TEN*	3	29	9.7	16t	1	1	4	4.0	4	0
10/4	@ HOU*	8	114	14.3	39	1	1	8	8.0	8	0
10/11	@ SEA*	9	80	8.9	14	2	1	3	3.0	3	0
10/18	ATL*	3	51	17.0	35	1	0	0	0.0	0	0
11/1	@ GB*	3	27	9.0	12	0	0	0	0.0	0	0
11/8	DET*	2	38	19.0	30	0	0	0	0.0	0	0
11/16	@ CHI*	4	43	10.8	17t	2	0	0	0.0	0	0
11/22	DAL*	8	123	15.4	51	2	0	0	0.0	0	0
11/29	CAR	Reserve/COVID-19									
12/6	JAX*	8	75	9.4	14	1	0	0	0.0	0	0
12/13	@ TB*	3	39	13.0	15	0	0	0	0.0	0	0
12/20	CHI*	2	11	5.5	8	1	0	0	0.0	0	0
12/25	@ NO*	8	97	12.1	24	1	0	0	0.0	0	0
1/3	@ DET*	4	57	14.3	20	0	0	0	0.0	0	0
GP/GS: 14/14		74	925	12.5	51	14	3	15	5.0	8	0



Without family or fans at home games in 2020, connecting through technology was part of pregame rituals for Vikings players.



94

DALVIN TOMLINSON

POSITION: Defensive Tackle
HEIGHT/WEIGHT: 6-3/319
DOB: 8-20-93
HOMETOWN: McDonough, GA

HIGH SCHOOL: Henry County
COLLEGE: Alabama
ACQUIRED: FA (NYG) 2021
NFL/VIKINGS SEASON: 5/1

2020 GP/GS
16/16 (NYG)

Career GP/GS
64/64- NYG

Playoffs GP/GS
0/0

- Joined Vikings as a free agent from the NY Giants for 2021 after starting all 64 games with the club.
- Since 2017, is tied with Grady Jarrett for the NFL lead in run stuffs (tackles on a run play that result in no gain or a loss of yardage) with 64 according to NextGen Stats.
- Named team captain in 2020 for the first time in his career.
- Was named to PFWA 2017 All-Rookie Team.
- Teammates at Alabama with Vikings TE Irv Smith, Jr.

OFF THE FIELD

- Was the Giants' 2020 Walter Payton Man of the Year nominee and 2019 nominee for the NFL's Anything but Ordinary Player of the Year award.
- Kicked off Crucial Catch Month by visiting the American Cancer Society's Hope Lodge in New York, where families stay free of charge while receiving cancer treatments.
- During Salute to Service month, played video games with veterans through the Wounded Warrior Project as well as led the veterans on a tour of the facility.
- Joined several teammates and the Newark Bronze Shields, the African-American police officers association within the Newark Police Department, to host a discussion with high school student-athletes about the importance of academics, selecting college majors, academic demands of a college athlete, sports related occupations, and life after sports.
- Attended the Fuel Up to Play 60 Summit in Cleveland, Ohio, and encouraged nearly 300 student leaders from around the country about nutrition and physical fitness.
- A talented musician who plays piano, trumpet and the drums and an artist who excels at drawing with pencils.

PRO

- Has not missed a game or start, opening all 64 career games.
- Originally selected in 2nd round (#55) by NY Giants in 2017.
- Signed with Minnesota as a free agent in March 2021.

HONORS

- Named to PFWA 2017 All-Rookie Team.
- The Giants 2020 Walter Payton NFL Man of the Year nominee and 2019 nominee for the NFL's Anything but Ordinary Player of the Year award.
- Giants 2019 Art Rooney Sportsmanship Award nominee.

2020: NEW YORK GIANTS

- Started all 16 games and was named a team captain.
- Matched career-best with 3.5 sacks on the season.
- Named team captain in 2020 for the first time in his career.
- Had 6 tackles (4 solo), 1.0 sack and 2 TFLs at Dallas (10/11).
- Totaled a season-high 8 tackles against Washington (10/18).
- Had 3 tackles including 2 TFLs and a sack vs. Arizona (12/13).

2019: NEW YORK GIANTS

- Started all 16 games for the 3rd consecutive season and totaled 49 tackles (23 solo), a career-high 3.5 sacks.
- Recorded 7 tackles at New England (10/10).
- Contributed 3 solo tackles and a sack, a 9-yard takedown of Matthew Stafford, at Detroit (10/27).
- Posted a team and season-best 9 tackles (2 solo), including a 5-yard sack of Sam Darnold at NY Jets (11/10).

- Was credited with his 1st career FF at Philadelphia (12/9) when he caused QB Carson Wentz to lose the ball, which was recovered by LB David Mayo.

2018: NEW YORK GIANTS

- Started all 16 games and finished with 59 tackles (28 solo), including 5 tackles for loss.
- Opened season with 5 tackles (3 solo) vs. Jacksonville (9/9).
- Had 6 tackles (2 solo) vs. Tampa Bay (11/18), 4 solo stops at Philadelphia (11/25), and a season-high 7 tackles (4 solo) vs. Chicago (12/2).

2017: NEW YORK GIANTS

- Started all 16 games and was selected to the PFWA All-Rookie Team.
- He was the 3rd consecutive Giants 2nd-round draft choice to start all 16 games as a rookie, joining Landon Collins (2015) and Sterling Shepard (2016).
- First Giants rookie DL to start 16 games since Barry Cofield in 2006.
- Had 4 tackles (1 solo) in his NFL debut at Dallas (9/10).
- Tallied 6 tackles (3 solo) vs. Kansas City (11/19).
- Registered 2 tackles (1 solo), and his first career sack, on Kirk Cousins, at Washington (11/23).
- Contributed a season-high 7 tackles (2 solo) at Oakland (12/3).

COLLEGE

- Played in 45 games with 15 starts at Alabama from 2013-16, helping team to national title in 2015 with a win over Clemson in the title game. As a senior in 2016, lost in national championship game to Clemson 2 years after falling in national semifinal game to Ohio State in 2014.
- Alabama won SEC title in each of his final 3 seasons.
- Had a career 122 tackles, 11.5 TFL, 5.0 sacks.
- In 2016, started all 15 games for the Crimson Tide and collected 62 tackles, 5.5 TFL, 3.0 sacks.
- In 2015, played in all 15 games as the top defensive line reserve for the national champion Crimson Tide.
- In 2014, played in 14 games.
- As a redshirt freshman in 2013, played in season opener vs. Virginia Tech (8/31) before suffering a season-ending injury.

PREP

- First team Georgia Sports Writers Association AAA All-State at Henry County High School.
- As a senior in 2011, had 109 tackles and 8.5 sacks.
- In his junior season, had 76 tackles and 7.5 sacks.
- Three-time heavyweight wrestling champion.
- Also a striker on the school's soccer team.

TOMLINSON'S NFL TOTALS

Year	GP/GS	Solo	Asst.	Total	Sacks	INTs	PBU	TFL	QBH	FF/FR	Special Teams
2017 (NYG)	16/16	30	20	50	1.0	0	1	1	1	0/0	0
2018 (NYG)	16/16	28	31	59	0.0	0	0	5	0	0/0	0
2019 (NYG)	16/16	23	26	49	3.5	0	0	7	9	1/0	0
2020 (NYG)	16/16	25	24	49	3.5	0	4	8	10	0/0	0
Total	64/64	72	135	207	8.0	0	5	21	20	1/0	0

SINGLE-GAME CAREER HIGHS (* - playoffs)

Tackles 9..... at New York Jets, 11/10/19	Tackles for Loss 2..... 6x, last vs. Arizona, 12/13/20
Solo Tackles 5..... at New England, 10/10/19	Forced Fumble 1..... at Philadelphia, 12/9/19
Sacks 1.0..... 7x, last vs. Dallas, 1/3/21	
Pass Defensed 1..... 5x, last at Washington, 11/8/20	

TOMLINSON'S SACKS

GAME	QB	SACK
at Washington, 11/23/17..... Kirk Cousins.....		1.0
vs. Washington, 9/29/19.....Dwayne Haskins.....		0.5
at Detroit, 10/27/19.....Matt Stafford.....		1.0
at New York Jets, 11/10/19..Sam Darnold.....		1.0
vs. Miami, 12/15/19.....Ryan Fitzpatrick.....		1.0
at Dallas, 10/11/20.....Andy Dalton.....		1.0
at Washington, 11/8/20.....Alex Smith.....		0.5
vs. Arizona, 12/13/20.....Kyler Murray.....		1.0
vs. Dallas, 1/3/21.....Andy Dalton.....		1.0
Total		8.0

TOMLINSON'S CAREER GAME-BY-GAME (*starts)

2017	NYG	U	A	T	TFL	SK	QH	FF	FR	INT	PD
9/10	@ DAL*	1	3	4	0	0.0	0	0	0	0	0
9/18	DET*	2	2	4	0	0.0	0	0	0	0	0
9/24	@ PHI*	2	1	3	0	0.0	0	0	0	0	0
10/1	@ TB*	2	1	3	0	0.0	0	0	0	0	0
10/8	LAC*	0	2	2	0	0.0	0	0	0	0	0
10/15	@ DEN*	1	0	1	0	0.0	0	0	0	0	0
10/22	SEA*	1	0	1	0	0.0	0	0	0	0	0
11/5	LAR*	3	1	4	0	0.0	0	0	0	0	0
11/12	@ SF*	0	0	0	0	0.0	0	0	0	0	0
11/19	KC*	3	3	6	0	0.0	0	0	0	0	0
11/23	@ WAS*	1	1	2	1	1.0	1	0	0	0	0
12/3	@ OAK*	2	5	7	0	0.0	0	0	0	0	0
12/10	DAL*	3	0	3	0	0.0	0	0	0	0	0
12/17	PHI*	3	0	3	0	0.0	0	0	0	0	0
12/24	@ ARI*	3	0	3	0	0.0	0	0	0	0	0
12/31	WAS*	3	1	4	0	0.0	0	0	0	0	1
GP/GS: 16/16	20	30	50	1	1.0	1	0	0	0	0	1

2018	NYG	U	A	T	TFL	SK	QH	FF	FR	INT	PD
9/9	JAX*	3	2	5	0	0.0	0	0	0	0	0
9/16	@ DAL*	1	1	2	0	0.0	0	0	0	0	0
9/23	@ HOU*	0	4	4	0	0.0	0	0	0	0	0
9/30	NO*	1	1	2	0	0.0	0	0	0	0	0
10/7	@ CAR*	1	2	3	0	0.0	0	0	0	0	0
10/11	PHI*	1	0	1	0	0.0	0	0	0	0	0
10/22	@ ATL*	3	1	4	0	0.0	0	0	0	0	0
10/28	WAS*	1	2	3	0	0.0	0	0	0	0	0
11/12	@ SF*	1	3	4	1	0.0	0	0	0	0	0
11/18	TB*	2	4	6	0	0.0	0	0	0	0	0
11/25	@ PHI*	4	0	4	0	0.0	0	0	0	0	0
12/2	CHI*	4	3	7	2	0.0	0	0	0	0	0
12/9	@ WAS*	0	2	2	0	0.0	0	0	0	0	0
12/16	TEN*	1	3	4	0	0.0	0	0	0	0	0
12/23	@ IND*	2	2	4	1	0.0	0	0	0	0	0
12/30	DAL*	3	1	4	1	0.0	0	0	0	0	0
GP/GS: 16/16	28	31	59	4	0.0	0	0	0	0	0	0

2019	NYG	U	A	T	TFL	SK	QH	FF	FR	INT	PD
9/8	@ DAL*	1	1	2	0	0.0	0	0	0	0	0
9/15	BUF*	1	2	3	0	0.0	0	0	0	0	0
9/22	@ TB*	0	1	1	0	0.0	1	0	0	0	0
9/29	WAS*	0	2	2	0	0.5	2	0	0	0	0
10/6	MIN*	0	0	0	0	0.0	0	0	0	0	0
10/10	@ NE*	6	1	7	0	0.0	0	0	0	0	0
10/20	ARI*	1	1	2	1	0.0	0	0	0	0	0
11/24	@ DET*	3	0	3	2	1.0	1	0	0	0	0
11/4	DAL*	0	0	2	0	0.0	0	0	0	0	0
11/10	@ NYJ*	2	7	9	1	1.0	1	0	0	0	0
11/24	@ CHI*	0	3	3	0	0.0	1	0	0	0	0
12/1	GB*	2	1	3	0	0.0	0	0	0	0	0
12/9	@ PHI*	1	4	5	0	0.0	2	1	0	0	0
12/15	MIA*	1	2	3	1	1.0	1	0	0	0	0
12/22	@ WAS*	2	0	2	2	0.0	0	0	0	0	0
12/29	PHI*	0	2	2	0	0.0	0	0	0	0	0
GP/GS: 16/16	23	26	49	7	3.5	9	1	0	0	0	0

2020	NYG	U	A	T	TFL	SK	QH	FF	FR	INT	PD
9/14	PIT*	1	0	1	0	0.0	0	0	0	0	0
9/20	@ CHI*	3	2	5	0	0.0	0	0	0	0	1
9/27	SF*	3	2	5	2	0.0	2	0	0	0	0
10/4	@ LAR*	1	1	2	1	0.0	0	0	0	0	1
10/11	@ DAL*	4	2	6	2	1.0	1	0	0	0	0
10/18	WAS*	1	7	8	0	0.0	1	0	0	0	1
10/22	@ PHI*	3	0	3	0	0.0	0	0	0	0	1
11/2	TB*	2	1	3	0	0.0	1	0	0	0	0
11/8	@ WAS*	0	1	1	0	0.5	1	0	0	0	1
11/15	PHI*	0	1	1	0	0.0	1	0	0	0	0
11/29	@ CIN*	0	1	1	0	0.0	0	0	0	0	0
12/6	@ SEA*	0	1	1	0	0.0	0	0	0	0	0
12/13	ARI*	2	1	3	2	1.0	1	0	0	0	0
12/20	CLE*	0	3	3	0	0.0	0	0	0	0	0
12/27	@ BAL*	3	1	4	0	0.0	0	0	0	0	0
12/29	DAL*	2	0	2	1	1.0	1	0	0	0	0
GP/GS: 16/16	25	24	49	8	3.5	9	0	0	0	0	5



74

OLISAEMEKE UDOH

2020 GP/GS

8/0

Career GP/GS

9/0

Playoffs GP/GS

0/0

- Made his NFL debut vs. Chicago on 12/29/19 at RT.
- Interested in pursuing career in medicine like his parents following his football career.

OFF THE FIELD

- Donated 500 meals to workers at Cape Fear Valley Medical Center as they worked around the clock to treat Coronavirus patients.
- Name is pronounced OH-lee-suh-MEE-kah OO-doh, translates to "God is good."
- Earned degree in exercise science in spring 2018, playing final season at Elon as a graduate.
- Parents, Benjamin and Rita, are a doctor and nurse in their own medical practice, Hanora Medical Center in Fayetteville.
- Both parents were born in Nigeria, and the family regularly visits relatives there.
- Sister Ona was a starter on the Wake Forest WBB team, playing her final season in 2019-20.
- Younger brother, Ezemdi, is on the football team at North Carolina State, entering his 1st season in 2020.

PRO

- Selected in the 6th round (#193) in the 2019 NFL Draft.
- The 2nd Elon player drafted by the Vikings.
- Is the highest-drafted Elon player since RB Jimmy Smith by Washington in 1984 (4th Rd., #102).

2020: MINNESOTA VIKINGS

- Played in season-opener vs. Green Bay (9/13), at Indianapolis (9/20), vs. Tennessee (9/27), at Chicago (11/16), vs. Dallas (11/22), vs. Carolina (11/29) and in season finale at Detroit (1/3/21).
- Inactive at Houston (10/4), at Seattle (10/11), at Green Bay (11/1), vs. Detroit (11/8), vs. Jacksonville (12/6), at Tampa Bay (12/13).
- Did not play at New Orleans (12/25).

POSITION: Tackle
HEIGHT/WEIGHT: 6-6/325
DOB: 2-14-97
HOMETOWN: Fayetteville, NC

HIGH SCHOOL: Sanford
COLLEGE: Elon
ACQUIRED: D6c (#193) 2019
NFL/VIKINGS SEASON: 3/3

2019: MINNESOTA VIKINGS

- Made his NFL debut vs. Chicago (12/29), playing at RT when most starters were held out of the game.
- Inactive Weeks 1-16.
- Inactive in the Divisional game at San Francisco (1/11/20) and the Wild Card game at New Orleans (1/5).

COLLEGE

- Started 45 consecutive games after redshirting in 2014.
- As a redshirt senior in 2018, earned a Phil Steele FCS 1st-Team All-America honors after the season.
- Earned an invite to the NFL Combine, Senior Bowl and East-West Shrine game.
- A 1st-Team All-Colonial Athletic Association pick as a senior.
- Elon averaged 199.5 yards per game on the ground to finish 2nd in the CAA in 2018.
- Helped Elon to a 8-4 record in 2017 and a berth in the FCS Playoffs and went 6-5 as a senior with a playoff berth.
- Helped team rebound from a 2-9 mark as a sophomore to earn consecutive playoff berths as a junior and senior.

PREP

- A 2nd-Team Cape Fear Region honoree as a senior at Sanford High.
- Helped program to state playoffs in 2012 and 2013.
- Was a NCHSAA student-athlete honoree in 2012 and 2013.
- An A/AB honor roll student.
- Played 1 season of offensive line as a senior; played DL as sophomore and junior.

UDOH'S CAREER GAMES

Year	GP
2019 (Min).....	1/0
Playoffs.....	0/0
2020 (Min).....	8/0
Totals	9/0
Playoffs	0/0



Vikings teammates, including Olisaemeke Udoh (center), visited the Little Earth Village during spring 2021 as part of the club's Social Justice Committee outreach efforts to understand under-served communities in the Twin Cities.



59

NICK VIGIL

POSITION: Linebacker
HEIGHT/WEIGHT: 6-2/235
DOB: 8-20-93
HOMETOWN: Plain City, UT

HIGH SCHOOL: Fremont
COLLEGE: Utah State
ACQUIRED: FA (LAC) 2021
NFL/VIKINGS SEASON: 6/1

2020 GP/GS 15/2 (LAC) Career GP/GS 69/39 (15/2-LAC, 54/37-CIN) Playoffs GP/GS 0/0

- Joined Vikings as a free agent from the LA Chargers for 2021.
Has started 39 career games, including all 16 for Cincinnati in 2019, posting career-high 111 tackles that season.
Brother, Zach Vigil, also starred at Utah State and went on to play LB in the NFL with Miami and Washington from 2015-18.

OFF THE FIELD

- Earned degree in sociology from Utah State.
Married to Savannah, has a son, Roman.
Sister, Maddi, played volleyball at Montana State-Billings.
Along with brother, Zach, competed in rodeo as a youngster.

PRO

- Started 2 games in 2020 for LA Chargers and played in 15, notching career-high 2.0 sacks on the season.
Vikings assistant coach Paul Guenther in his opening 2 seasons in the NFL in Cincinnati.
Started 37 of 54 games played for Bengals from 2016-19, including 37 of 38 games played in final 3 seasons with the club.
Originally selected in 3rd round (#87) by Cincinnati in 2016.

2020: LA CHARGERS

- Started 2 of 15 games he played in 1st season with Chargers.
Chargers ranked #10 in NFL total defense.
Had career-best 2.0 sacks on the season, in consecutive games late in the season, at Las Vegas (12/17) and vs. Denver (12/27), catching QBs Derek Carr and Drew Lock.
Notched season-best 9 tackles in a pair of games, vs. New England (12/6) and at Las Vegas (12/17).
In game at Las Vegas (12/17), notched 4 of his 9 tackles during the OT period in the win.
Had a FR at Miami (11/15) and returned it 44 yards, his 2nd FR of the season and his 4th over the 2019-20 campaigns.

2019: CINCINNATI BENGALS

- Started all 16 games for the 1st time in his career, notching career-best 111 tackles along with a sack and an INT.
Sacked Robert Griffin III vs. Baltimore (11/10).
Posted season-high 13 tackles in a pair of games, vs. Arizona (10/6) and the following week at Baltimore (10/13).
Notched career-long 34-yard INT return at Cleveland (12/8).

2018: CINCINNATI BENGALS

- Started 10 of the 11 games he played, missing 5 contests due to injury, but still ranked 3rd on the team with 84 tackles.
Notched career-best 17 tackles with 12 solos at Pittsburgh (12/30), the most tackles by a Bengal since 2013.
Had 12 stops at Carolina (9/23) and 11 vs. Indianapolis (9/9).
Had 1st career FR vs. Denver (12/2).

2017: CINCINNATI BENGALS

- Started all 11 games he played before back injury sidelined him on Injured Reserve for the season.
Made 1st NFL start in season opener vs. Baltimore (9/10) and had 1st career INT, picking off Joe Flacco, adding 9 tackles.
Had season-best 11 tackles and his 1st career sack at Cleveland (10/11) when he caught DeShone Kizer in a win.
Was inactive for 3 games in Weeks 13-15 with injury before moving to Injured Reserve on 12/22.

2016: CINCINNATI BENGALS

- Played in all 16 games with 14 tackles and 7 on special teams.
Made his NFL debut at NY Jets (9/11) in season opener.
Had 1st career tackles on defense vs. Buffalo (11/20).
Posted season-best 6 tackles vs. Baltimore (1/17).
Drafted in 3rd round (#87) by Bengals.

COLLEGE

- Started 30 of his 40 career games for Utah State.
Aggies won the MWC title in 2013.
Team won Poinsettia and New Mexico bowl in 2013 and 2014.
Earned 1st-Team All-MWC honors as a sophomore and junior.
Saw time at RB in his final 2 seasons with Aggies.
Teammates with brother, Zach, in 2013-15.
Started game vs. BYU at both RB and LB, leading team in rushing yards (57) and tackles (9).

PREP

- Earned 3 letters in football at Fremont High in Plain City, Utah.
Standout at RB and SS in high school.

VIGIL'S NFL TOTALS

Table with 12 columns: Year, GP/GS, Solo, Asst., Total, Sacks, INTs, PBU, TFL, QBH, FF/FR, Special Teams. Rows include 2016-2020 season data and a Total row.

SINGLE-GAME CAREER HIGHS (* - playoffs)

Table listing career highs for Tackles, Solo Tackles, Sacks, Pass Defensed, Interception, Fumble Recovery, and Forced Fumble.

VIGIL'S SACKS

GAME	QB	SACK
at Cleveland, 10/1/17.....	DeShone Kizer.....	1.0
vs. Baltimore, 11/10/19.....	Robert Griffin III.....	1.0
at Las Vegas, 12/17/20.....	Derek Carr.....	1.0
vs. Denver, 12/27/20.....	Drew Lock.....	1.0
Total.....		4.0

VIGIL'S INTERCEPTIONS

GAME	QB	INT
vs. Baltimore, 9/10/17.....	Joe Flacco.....	1 (0)
at Cleveland, 12/8/19.....	Baker Mayfield.....	1 (34)
Total.....		2 (34)

VIGIL'S CAREER GAME-BY-GAME (*starts)

2016	CIN	U	A	T	TFL	SK	QH	FF	FR	INT	PD
9/11	@ NYJ	0	0	0	0	0.0	0	0	0	0	0
9/18	@ PIT	0	0	0	0	0.0	0	0	0	0	0
9/25	DEN	0	0	0	0	0.0	0	0	0	0	0
9/29	MIA	0	0	0	0	0.0	0	0	0	0	0
10/9	@ DAL	0	0	0	0	0.0	0	0	0	0	0
10/16	@ NE	0	0	0	0	0.0	0	0	0	0	0
10/23	CLE	0	0	0	0	0.0	0	0	0	0	0
10/30	WAS	0	0	0	0	0.0	0	0	0	0	0
11/14	@ NYG	0	0	0	0	0.0	0	0	0	0	0
11/20	BUF	2	0	2	0	0.0	0	0	0	0	0
11/27	@ BAL	0	0	0	0	0.0	0	0	0	0	0
12/4	PHI	0	0	0	0	0.0	0	0	0	0	0
12/11	@ CLE	1	0	1	0	0.0	0	0	0	0	0
12/18	PIT	2	1	3	0	0.0	0	0	0	0	0
12/24	@ HOU	2	0	2	0	0.0	0	0	0	0	0
1/1	BAL	4	2	6	0	0.0	0	0	0	0	0
GP/GS: 16/0		11	3	14	0	0.0	0	0	0	0	0

2017	CIN	U	A	T	TFL	SK	QH	FF	FR	INT	PD
9/10	BAL*	5	4	9	0	0.0	0	0	0	1	1
9/14	HOU*	3	2	5	0	0.0	0	0	0	0	1
9/24	@ GB*	3	4	7	0	0.0	0	0	0	0	0
10/1	@ CLE*	7	4	11	0	1.0	0	0	0	0	0
10/8	BUF*	4	5	9	0	0.0	0	0	0	0	1
10/22	@ PIT*	3	5	8	0	0.0	0	0	0	0	0
10/29	IND*	3	1	4	0	0.0	0	0	0	0	1
11/5	@ JAX*	6	3	9	0	0.0	0	0	0	0	0
11/12	@ TEN*	3	5	8	0	0.0	0	0	0	0	1
11/19	@ DEN*	6	0	6	0	0.0	0	0	0	0	0
11/26	CLE*	0	1	1	0	0.0	0	0	0	0	0
12/4	PIT					INACTIVE					
12/10	CHI					INACTIVE					
12/17	@ MIN					INACTIVE					
12/24	DET					RESERVE/INJURED					
12/31	@ NO					RESERVE/INJURED					
GP/GS: 11/11		43	34	77	0	1.0	0	0	0	1	5

2018	CIN	U	A	T	TFL	SK	QH	FF	FR	INT	PD
9/9	@ IND*	11	0	11	0	0.0	0	0	0	0	0
9/13	BAL*	6	3	9	0	0.0	0	0	0	0	1
9/23	@ CAR*	9	3	12	0	0.0	0	0	0	0	0
9/30	@ ATL*	8	0	8	0	0.0	0	0	0	0	0
10/7	MIA*	7	2	9	0	0.0	0	0	0	0	0
10/14	PIT*	0	2	2	0	0.0	0	0	0	0	0
10/21	@ KC					INACTIVE					
10/28	TB					INACTIVE					
11/11	NO					INACTIVE					
11/18	@ BAL					INACTIVE					
11/25	CLE					INACTIVE					
12/2	DEN	0	2	2	0	0.0	0	0	1	0	0
12/9	@ LAC*	1	2	3	0	0.0	0	0	0	0	1
12/16	OAK*	4	1	5	0	0.0	0	0	0	0	0
12/23	@ CLE*	4	2	6	0	0.0	0	0	0	0	0
12/30	@ PIT*	12	5	17	0	0.0	0	0	0	0	0
GP/GS: 11/10		62	22	84	0	0.0	2	0	1	0	3

2019	CIN	U	A	T	TFL	SK	QH	FF	FR	INT	PD
9/8	@ SEA*	2	5	7	0	0.0	0	0	0	0	0
9/15	SF*	0	2	2	0	0.0	0	0	0	0	0
9/22	@ BUF*	3	2	5	0	0.0	0	0	0	0	0
9/30	@ PIT*	8	3	11	0	0.0	0	1	0	0	0
10/6	ARI*	6	7	13	0	0.0	0	0	0	0	0
10/13	@ BAL*	9	4	13	0	0.0	0	0	1	0	1
10/20	JAX*	4	5	9	0	0.0	0	0	0	0	0
10/27	LAR (Lon)*	3	2	5	0	0.0	0	0	0	0	1
11/10	BAL*	1	4	5	0	1.0	0	0	1	0	0
11/17	@ OAK*	6	6	12	0	0.0	0	0	0	0	0
11/24	PIT*	4	3	7	0	0.0	0	0	0	0	0
12/1	NYJ*	3	2	5	0	0.0	0	0	0	0	0
12/8	@ CLE*	2	2	4	0	0.0	0	0	0	1	2
12/15	NE*	4	1	5	0	0.0	0	0	0	0	0
12/22	@ MIA*	2	2	4	0	0.0	0	0	0	0	1
12/29	CLE*	3	1	4	0	0.0	0	0	0	0	0
GP/GS: 16/16		60	51	111	0	1.0	0	1	2	1	5

2020	LAC	U	A	T	TFL	SK	QH	FF	FR	INT	PD
9/13	@ CIN	3	2	5	0	0.0	0	0	1	0	0
9/20	KC	0	0	0	0	0.0	0	0	0	0	0
9/27	CAR					INACTIVE					
10/4	@ TB	0	0	0	0	0.0	0	0	0	0	0
10/12	@ NO	0	0	0	0	0.0	0	0	0	0	0
10/25	JAX	0	0	0	0	0.0	0	0	0	0	0
11/1	@ DEN	1	0	1	0	0.0	0	0	0	0	0
11/8	LV	0	0	0	0	0.0	0	0	0	0	0
11/15	@ MIA	0	0	0	0	0.0	0	0	1	0	0
11/22	NYJ	1	0	1	0	0.0	0	0	0	0	0
11/29	@ BUF	6	2	8	0	0.0	0	1	0	0	1
12/6	NE*	3	6	9	1	0.0	0	0	0	0	0
12/13	ATL	4	1	5	1	0.0	0	0	0	0	0
12/17	@ LV*	6	3	9	1	1.0	0	0	0	0	0
12/27	DEN	1	2	3	0	1.0	0	0	0	0	0
1/3	@ KC	1	0	1	0	0.0	0	0	0	0	0
GP/GS: 15/2		26	16	42	0	2.0	2	0	0	0	0



96

ARMON WATTS

POSITION: Defensive Tackle
HEIGHT/WEIGHT: 6-5/295
DOB: 7-22-96
HOMETOWN: St. Louis, MO

HIGH SCHOOL: Christian Brothers
COLLEGE: Arkansas
ACQUIRED: D6a (#190) 2019
VIKINGS SEASON: 3/3

2020 GP/GS
16/0

Career GP/GS
23/1

Playoffs GP/GS
0/0

- Made NFL debut at Dallas (11/10/19), recording a half-sack on Dak Prescott, shared with Everson Griffen.
- Led all Vikings rookies with 1.5 sacks in 2019 and started regular-season finale vs. Chicago when many starters sat out.
- Led Arkansas with 7.0 sacks as a senior, all 7 of his career.

OFF THE FIELD

- Majored in recreation and sport management.
- Enjoys fishing in his free time.
- Has a daughter, Niyah.
- Coached by Adam Zimmer at the East-West Shrine Bowl when he served as the West team's head coach.

PRO

- Played in all 16 games during the 2020 season.
- Selected in the 6th round (#190) of the 2019 NFL Draft.
- The 8th player drafted from Arkansas in Vikings history.
- Placed on the Reserve/Injured list on 12/31/19.

2020: MINNESOTA VIKINGS

- Played in all 16 games for the 1st time in his career.
- Had 3 tackles at Chicago (11/16) on *Monday Night Football*.
- Notched 1st sack of season when he shared a sack of Matthew Stafford with LB Eric Wilson vs. Detroit (11/8).
- Had career-best 5 tackles vs. Atlanta (10/18).
- Had 2 tackles at Indianapolis (9/20).

2019: MINNESOTA VIKINGS

- Played in 7 games with 1 start in 2019, finishing with 14 total tackles (12 solo), 1 TFL, 1.5 sacks and 1 PBU.
- Made his NFL debut at Dallas, recording 3 tackles, 0.5 sack and

one QBH (11/10). Shared the sack of Dak Prescott with Everson Griffen, the lone sack of the game for the Vikings.

- Tallied 3 solo tackles and his 1st career pass defended at Seattle (12/2), tipping a Russell Wilson pass that was then intercepted and returned for a touchdown by Anthony Harris.
- Notched the 1st start of his NFL career vs. Chicago (12/29), making 3 total tackles and his 1st career full sack, forced fumble and TFL.

COLLEGE

- Appeared in 29 career games, starting 11.
- Finished career with 62 tackles, 9.5 tackles for loss, 7.0 sacks, and 3 FFs.
- Moved into the starting lineup as a senior in 2018 and led the Razorbacks with 7.0 sacks among his defensive line-leading 49 tackles, 8.5 TFLs and 3 FFs.
- Appeared in 5 games in 2017 while totaling 11 tackles.
- In 2016, appeared in 1 game against Mississippi State.
- Saw action in 11 games as a redshirt freshman.
- Redshirted for the 2014 season.

PREP

- Ranked as the 10th-best prospect from Missouri when leaving Christian Brothers High School.
- As a senior, went to the 3rd round of the Class 6A state playoffs.
- Tallied 66 tackles with 14.5 tackles for loss and 5 sacks.
- Team won 2014 state title.

WATTS' NFL TOTALS

Year	GP/GS	Solo	Asst.	Total	Sacks	INTs	PBU	TFL	QBH	FF/FR	Special Teams
2019 (Min)	7/1	12	2	14	1.5	0	1	0	3	1/0	0
Playoffs	0/0	0	0	0	0.0	0	0	0	0	0/0	0
2020 (Min)	16/0	12	19	31	0.5	0	0	0	2	0/0	0
Total	23/1	24	21	45	2.0	0	1	0	5	1/0	0
Playoffs	0/0	0	0	0	0.0	0	0	0	0	0/0	0

SINGLE-GAME CAREER HIGHS (* - playoffs)

Tackles 5 vs. Atlanta, 10/18/20
Solo Tackles 3 2x, last vs. Chicago, 11/16/20
Sacks 1.0 vs. Chicago, 12/29/19
QB Hurries 2 at LAC, 12/15/19
Pass Defended 1 at Seattle, 12/2/19
Forced Fumble 1 vs. Chicago, 12/29/19

WATTS' SACKS

GAME	QB	SACK
at Dallas, 11/10/19.....	Dak Prescott.....	0.5
vs. Chicago, 12/29/19.....	Mitchell Trubisky.....	1.0
vs. Detroit, 11/8/20.....	Matthew Stafford.....	0.5
Total		2.0

WATTS' CAREER GAME-BY-GAME (*starts)

2019	MIN	U	A	T	TFL	SK	QH	FF	FR	INT	PD
9/8	ATL	INACTIVE									
9/15	@ GB	INACTIVE									
9/22	OAK	INACTIVE									
9/29	@ CHI	INACTIVE									
10/6	@ NYG	INACTIVE									
10/13	PHI	INACTIVE									
10/20	@ DET	INACTIVE									
10/24	WAS	INACTIVE									
11/3	@ KC	INACTIVE									
11/10	@ DAL	3	0	3	0	0.5	1	0	0	0	0
11/17	DEN	2	0	2	0	0.0	0	0	0	0	0
12/2	@ SEA	3	0	3	0	0.0	0	0	0	0	1
12/8	DET	1	0	1	0	0.0	0	0	0	0	0
12/15	@ LAC	1	0	1	0	0.0	2	0	0	0	0
12/23	GB	0	1	1	0	0.0	0	0	0	0	0
12/29	CHI*	2	1	3	1	1.0	1	1	0	0	0
GP/GS: 7/1		12	2	14	1	1.5	4	1	0	0	1

2019 PLAYOFFS

1/5	@ NO	RESERVE/INJURED									
1/11	@ SF	RESERVE/INJURED									
GP/GS: 0/0		0	0	0	0	0.0	0	0	0	0	0

2020	MIN	U	A	T	TFL	SK	QH	FF	FR	INT	PD
9/13	GB	0	1	1	0	0.0	0	0	0	0	0
9/20	@ IND	2	0	2	0	0.0	0	0	0	0	0
9/27	TEN	0	0	0	0	0.0	0	0	0	0	0
10/4	@ HOU	0	1	1	0	0.0	0	0	0	0	0
10/11	@ SEA	0	1	1	0	0.0	0	0	0	0	0
10/18	ATL	2	3	5	0	0.0	0	0	0	0	0
11/1	@ GB	0	1	1	0	0.0	0	0	0	0	0
11/8	DET	1	3	4	0	0.5	1	0	0	0	0
11/16	@ CHI	3	0	3	0	0.0	0	0	0	0	0
11/22	DAL	1	1	2	0	0.0	0	0	0	0	0
11/29	CAR	0	3	3	0	0.0	0	0	0	0	0
12/6	JAX	0	1	1	0	0.0	0	0	0	0	0
12/13	@ TB	0	1	1	0	0.0	1	0	0	0	0
12/20	CHI	2	1	3	0	0.0	0	0	0	0	0
12/25	@ NO	1	2	3	0	0.0	0	0	0	0	0
1/3	@ DET	0	0	0	0	0.0	0	0	0	0	0
GP/GS: 16/0		12	19	31	0	0.5	2	0	0	0	0



91

STEPHEN WEATHERLY

POSITION: Defensive End
HEIGHT/WEIGHT: 6-5/265
DOB: 3-19-94
HOMETOWN: Snellville, GA

HIGH SCHOOL: Shiloh
COLLEGE: Vanderbilt
ACQUIRED: FA (CAR) 2021
VIKINGS SEASON: 6/5

2020 GP/GS	Career GP/GS	Playoffs GP/GS
9/9 - CAR	58/16 (49/7-MIN, 9/9-CAR)	4/0

- Returns to Minnesota after spending 2020 in Carolina as a free agent, where he started a career-best 8 games before going on injured reserve.
- Middle name, Dian, is a tribute to his grandmother, a Harvard and MIT graduate.
- Only 2nd Vanderbilt player drafted by the Vikings.

OFF THE FIELD

- Majored in sociology at Vanderbilt.
- An active participant in Vikings social justice initiatives, including trips to the Hennepin County Juvenile Detention Center and multiple Twin Cities high schools.
- Active with the One Love Foundation, dedicated to eliminating relationship violence through education and empowerment on college campuses and worked closely with Vanderbilt's Project Safe Center while in school
- Traveled throughout Germany as a teen with the Fulton County Youth Commission.
- Has a musical side, having learned to play 9 instruments: flute, clarinet, trumpet, trombone, tuba, tenor sax, steel drums and piano and was on his school's robotics teams.
- Played in 2014 and 2015 at Vanderbilt under former Vikings assistant defensive backs coach Derek Mason.
- Has an interest and in day trading and cryptocurrencies.

PRO

- Returns to Minnesota for 2021 as a free agent.
- Signed with Carolina as a free agent for the 2020 season, starting a career-high 8 games for the Panthers.
- Became a regular member of Vikings defensive line rotation in 2018, starting 6 games

- The 2nd Vanderbilt player ever drafted by the Vikings, joining DT James Manley in 1996 (2nd round, #45)
- The lone defensive lineman selected by Vikings in 2016.
- Cut prior to the 2016 regular season and signed to the Vikings practice squad on 9/4/16.

2020

- Started career-high 9 games in his lone season with Carolina as a free agent.
- Started opening 9 games of the season before being placed on season-ending injured reserve.
- Notched season-best 4 tackles in final game he played vs. Atlanta (10/29), adding a TFL.

2019

- Appeared in all 16 games with 1 start in 2019, finishing with 31 total tackles and 3.0 sacks.
- Notched 1 special teams tackle and his 1st career postseason sack in the Divisional game at San Francisco (1/11/20).
- Recorded 2 solo tackles in the Vikings Wild Card victory at New Orleans (1/5/20).
- Made his 1st start of the 2019 season vs. Chicago (12/29), recording a season-high 7 tackles along with 1 TFL, 1.0 sack, and 3 QBHs
- Strip-sacked Chiefs quarterback Matt Moore for a loss of 10 yards while also recording 2 QBHs at Kansas City (11/3).

2018

- Appeared in all 16 games with the opening 6 starts of career.
- Had 1.0 sack vs. Detroit (11/4) as the defense set a franchise record by sacking Matthew Stafford 10 times.
- Had 1st career FF in the 2nd quarter at Philadelphia (10/7), which DT Linval Joseph returned 64 yards for a TD.
- Made his 1st career start vs. Buffalo (9/23), registering a career-high 8 solo tackles, 2 QBH and his 1st career sack.

2017

- Saw action in 15 games in his 2nd NFL season as Vikings won the NFC North and advanced to the NFC title game.
- Played in Divisional Round game vs. New Orleans and NFC Championship Game at Philadelphia.
- Tallied 1 QBH and 2 ST tackles at Green Bay (12/23) as the Vikings posted their 1st shutout since 1993.
- Saw extended action on defense for the 1st time in his career at Washington (11/12), recording then-career-high 3 tackles.

2016

- Played in 2 games late in rookie season after being promoted from the practice squad to the 53-man roster.
- Registered a special teams tackle, the 1st of his career, vs. Chicago (1/1/17).
- Made his NFL debut on special teams at Jacksonville (12/11).
- Elevated to the active roster on 11/20, he joined the Vikings practice squad on 9/4 after being released during final cuts as Vikings trimmed to 53-man roster.

COLLEGE

- Started 21 of the 36 career games he played at Vanderbilt.
- Started all 12 games as a junior in 2015 at OLB.

- Ended collegiate career with streak of 17 straight starts.
- Had career-best 4.5 sacks and 12.5 tackles for loss in 2014 and started 1st career game vs. Temple.

Saw action in 12 of possible 13 games as a redshirt freshman in 2013, helping squad post 9-4 mark and advance to the Compass Bowl where the Commodores topped Houston 41-24, the 1st bowl win for Vandy since the 1982 Hall of Fame Bowl.

- Redshirted in 2012.

PREP

- Attended Shiloh High as a senior after spending freshman-junior seasons at North Atlanta.
- Earned All-Area honors as a senior.
- Competed in Gwinnett County All-Star Game as a senior.

WEATHERLY'S NFL TOTALS

Year	GP/GS	Solo	Asst.	Total	Sacks	INTs	PBU	TFL	QBH	FF/FR	Special Teams
2016 (Min)	2/0	0	0	0	0.0	0	0	0	0	0/0	1
2017 (Min)	15/0	5	0	5	0.0	0	0	2	1	0/0	8
Playoffs	2/0	0	0	0	0.0	0	0	0	0	0	0
2018 (Min)	16/6	28	15	43	3.0	0	1	7	32	1/0	2
2019 (Min)	16/1	15	16	31	3.0	0	0	5	20	1/0	0
Playoffs	2/0	3	0	3	1.0	0	0	0	0	0/0	1
2020 (Car)	9/9	7	10	17	0.0	0	0	1	1	0/0	0
Total	57/15	55	41	96	6.0	0	1	15	54	2/0	11
Playoffs	4/0	3	0	3	1.0	0 (0)	0	0	0	0/0	1

SINGLE-GAME CAREER HIGHS (* - playoffs)

Tackles	8	vs. Buffalo, 9/23/18	Forced Fumble	1	at Kansas City, 11/3/19
Solo Tackles	8	vs. Buffalo, 9/23/18	QB Hurries	5	vs. Detroit, 11/4/18
Sacks	1.0	6x, last vs. Chicago, 12/29/19	Pass Break Ups	1	at New York Jets, 10/21/18

WEATHERLY'S SACKS (* - playoffs)

GAME	QB	SACK
vs. Buffalo 9/23/18	Josh Allen	1.0
at Philadelphia, 10/7/18	Carson Wentz	1.0
vs. Detroit, 11/4/18	Matthew Stafford	1.0
at Kansas City, 11/3/19	Matt Moore	1.0
vs. Green Bay, 12/23/19	Aaron Rodgers	1.0
vs. Chicago, 12/29/19	Mitchell Trubisky	1.0
at San Francisco, 1/11/20*	Jimmy Garoppolo	1.0
Total		7.0

WEATHERLY'S CAREER GAME-BY-GAME (*starts)

2016	MIN	U	A	T	TFL	SK	QH	FF	FR	INT	PD
9/11	@ TEN	PRACTICE SQUAD									
9/18	GB	PRACTICE SQUAD									
9/25	@ CAR	PRACTICE SQUAD									
10/3	NYG	PRACTICE SQUAD									
10/9	HOU	PRACTICE SQUAD									
10/23	@ PHI	PRACTICE SQUAD									
10/31	@ CHI	PRACTICE SQUAD									
11/6	DET	PRACTICE SQUAD									
11/13	@ WAS	PRACTICE SQUAD									
11/20	ARI	INACTIVE									
11/24	@ DET	INACTIVE									
12/1	DAL	INACTIVE									
12/11	@ JAX	0	0	0	0	0.0	0	0	0	0	0
12/18	IND	INACTIVE									
12/24	@ GB	INACTIVE									
1/1/17	CHI	0	0	0	0	0.0	0	0	0	0	0
GP/GS: 2/0		0	0	0	0	0.0	0	0	0	0	0

2017	MIN	U	A	T	TFL	SK	QH	FF	FR	INT	PD
9/11	NO	0	0	0	0	0.0	0	0	0	0	0
9/17	@ PIT	0	0	0	0	0.0	0	0	0	0	0
9/24	TB	0	0	0	0	0.0	0	0	0	0	0
10/1	DET	0	0	0	0	0.0	0	0	0	0	0
10/9	@ CHI	0	0	0	0	0.0	0	0	0	0	0
10/15	GB	0	0	0	0	0.0	0	0	0	0	0
10/22	BAL	0	0	0	0	0.0	0	0	0	0	0
10/29	@ CLE	INACTIVE									
11/12	@ WAS	3	0	3	1	0.0	0	0	0	0	0
11/19	LAR	1	0	1	1	0.0	0	0	0	0	0
11/23	@ DET	0	0	0	0	0.0	0	0	0	0	0
12/3	@ ATL	0	0	0	0	0.0	0	0	0	0	0
12/10	@ CAR	0	0	0	0	0.0	0	0	0	0	0
12/17	CIN	1	0	1	0	0.0	0	0	0	0	0
12/23	@ GB	0	0	0	0	0.0	0	1	0	0	0
12/31	CHI	0	0	0	0	0.0	0	0	0	0	0
GP/GS: 15/0		5	0	5	2	0	0	1	0	0	0

2017 Playoffs

1/14/18	NO	0	0	0	0	0.0	0	0	0	0	0
1/21/18	@ PHI	0	0	0	0	0.0	0	0	0	0	0
GP/GS: 2/0		0	0	0	0	0.0	0	0	0	0	0

2018	MIN	U	A	T	TFL	SK	QH	FF	FR	INT	PD
9/9	SF	0	0	0	0	0.0	0	0	0	0	0
9/16	@ GB	2	0	2	0	0	2	0	0	0	0
9/23	BUF*	8	0	8	1	1.0	3	0	0	0	0
9/27	@ LAR*	1	3	4	0	0.0	3	0	0	0	0
10/7	@ PHI*	1	1	2	1	1.0	5	1	0	0	0
10/14	ARI*	3	2	5	0	0.0	2	0	0	0	0
10/21	@ NYJ*	1	2	3	1	0.0	4	0	0	0	1
10/28	NO*	2	1	3	0	0.0	2	0	0	0	0
11/4	DET	2	0	2	2	1.0	5	0	0	0	0
11/18	@ CHI	2	1	3	1	0.0	1	0	0	0	0
11/25	GB	1	0	1	0	0.0	2	0	0	0	0
12/2	@ NE	1	1	2	1	0.0	0	0	0	0	0
12/10	@ SEA	1	1	2	0	0.0	1	0	0	0	0
12/16	MIA	3	0	3	0	0.0	1	0	0	0	0
12/23	@ DET	0	0	0	0	0.0	0	0	0	0	0
12/30	CHI	0	3	3	0	0.0	1	0	0	0	0
GP/GS: 16/6		28	15	43	7	3.0	32	1	0	0	1

2019	MIN	U	A	T	TFL	SK	QH	FF	FR	INT	PD
9/8	ATL	0	1	1	0	0.0	1	0	0	0	0
9/15	@ GB	0	0	0	0	0.0	0	0	0	0	0
9/22	OAK	0	3	3	0	0.0	0	0	0	0	0
9/29	@ CHI	1	0	1	1	0.0	0	0	0	0	0
10/6	@ NYG	0	0	0	0	0.0	2	0	0	0	0
10/13	PHI	0	1	1	0	0.0	2	0	0	0	0
10/20	@ DET	1	0	1	0	0.0	1	0	0	0	0
10/24	WAS	1	1	2	0	0.0	1	0	0	0	0
11/3	@ KC	1	0	1	1	1.0	2	1	0	0	0
11/10	@ DAL	1	1	2	0	0.0	1	0	0	0	0
11/17	DEN	2	0	2	1	0.0	0	0	0	0	0
12/2	@ SEA	1	2	3	0	0.0	1	0	0	0	0
12/8	DET	2	0	2	0	0.0	3	0	0	0	0
12/15	@ LAC	1	2	3	0	0.0	2	0	0	0	0
12/23	GB	1	1	2	1	1.0	1	0	0	0	0
12/29	CHI*	3	4	7	1	1.0	3	0	0	0	0
GP/GS: 16/1		15	16	31	5	3.0	20	1	0	0	0

2019 PLAYOFFS

1/5	@ NO	2	0	2	0	0.0	0	0	0	0	0
1/11	@ SF	1	0	1	0	1.0	0	0	0	0	0
GP/GS: 2/0		3	0	3	0	1.0	0	0	0	0	0

2020	CAR	U	A	T	TFL	SK	QH	FF	FR	INT	PD
9/13	LV*	0	3	3	0	0.0	0	0	0	0	0
9/20	@ TB*	2	0	2	0	0.0	0	0	0	0	0
9/27	@ LAC*	1	0	1	0	0.0	1	0	0	0	0
10/4	ARI*	0	0	0	0	0.0	0	0	0	0	0
10/11	@ ATL*	2	1	3	0	0.0	0	0	0	0	0
10/18	CHI*	1	0	1	0	0.0	0	0	0	0	0
10/25	@ NO*	1	0	1	0	0.0	0	0	0	0	0
10/29	ATL*	2	2	4	1	0.0	1	0	0	0	0
11/8	@ KC*	0	1	1	0	0.0	0	0	0	0	0
11/15	TB	RESERVE-INJURED									
11/22	DET	RESERVE-INJURED									
11/29	@ MIN	RESERVE-INJURED									
12/13	DEN	RESERVE-INJURED									
12/19	@ GB	RESERVE-INJURED									
12/27	@ WAS	RESERVE-INJURED									
1/3	NO	RESERVE-INJURED									
GP/GS: 9/9		7	10	17	1	0.0	2	0	0	0	0



89

DEDE WESTBROOK

POSITION: Wide Receiver
HEIGHT/WEIGHT: 6-0/178
DOB: 11-21-93
HOMETOWN: Cameron, TX

HIGH SCHOOL: Cameron Yoe
COLLEGE: Oklahoma
ACQUIRED: FA (Jax) 20219
NFL/VIKINGS SEASON: 5/1

2020 GP/GS

2/0 - Jax.

Career GP/GS

40/25 (40/25-Jax.)

Playoffs GP/GS

3/3 (3/3-Jax.)

• Veteran WR with consecutive 66-catch seasons in 2018 and 2019 as a Jaguar, joined Vikings days before 2021 training camp.

• Had career-best 717 yards and 5 TDs in 2018.

• Helped Jacksonville advance to AFC Championship Game as a rookie in 2017, winning AFC South with a 10-6 mark.

• Vikings WR coach Keenan McCardell was his position coach in Jacksonville.

OFF THE FIELD

• Majored in sociology at Oklahoma, where he was teammates with Vikings OL Dru Samia.

• Owns a clothing company, Go Crazy, a message his mother gave him about how to pursue his life goals.

• Supporter of women's pro softball and threw out the first pitch at a game in Daytona Beach.

PRO

• Served as primary punt returner for Jacksonville in 2018 and 2019, scoring on a 74-yard return vs. Washington (12/16/18).

• Had a 14.0-ypr average in 2018, which would have ranked 3rd in the NFL but his 19 returns on the year did not meet the minimum standard for NFL rankings (minimum 20).

• Led Jaguars in 2018 receptions (66), yards (717) and TDs (5).

• Has caught a pass in 41 of his 43 career games played, including playoffs.

• Jacksonville won AFC South for the 1st time in team history and the 1st Divisional title since 1999 (AFC Central).

• Originally a 4th-round pick (#110) by Jacksonville in 2017.

2020: JACKSONVILLE JAGUARS

• Saw action in 2 games before going on Reserve/Injured list the day following game at LA Chargers (10/25).

• Caught lone pass of the season vs. Miami (9/24) for 4 yards.

• Played vs. Miami (9/24) and at LAC (10/25).

• Spent final 9 weeks of season on IR.

2019: JACKSONVILLE JAGUARS

• Started career-high 11 games and played in 15, scoring 3 TDs.

• Ranked 3rd on team with 2nd straight 66-catch campaign and 3rd on club with 660 yards.

• Had season-high 103 yards at Cincinnati (10/20).

• Caught season-best 8 passes at Tennessee (11/24).

• Scored in season-opener vs. Kansas City (9/8) and hauled in season-long 39-yard pass vs. Tampa Bay (12/1).

2018: JACKSONVILLE JAGUARS

• Played in all 16 games and started 9, leading team in catches (66), receiving yards (717) and TD catches (5).

• Returned 19 punts on the year with a 14.0 average, 1 PR shy of qualifying for the NFL leaders where he would have ranked 3rd in average.

• Scored on a 74-yard PR vs. Washington (12/16).

• Had a career-long 61-yard TD catch vs. New England (9/16), career-long 43-yard rush at Buffalo (11/25) and a career-long 74-yard PR vs. Washington.

• Had career-best 9 catches and 1st career 100+ yard game with 130 yards vs. NY Jets (9/30).

• Caught a pass in every game on the season.

2017: JACKSONVILLE JAGUARS

• Began his rookie season on Reserve/Injured list designated for return.

• Returned to action after speeding opening 10 weeks on IR at Cleveland (11/19).

• Had season-high 81 yards vs. Seattle (12/10) and caught 1st career TD, an 18-yarder.

• Started 1st career game vs. Indianapolis (12/3).

• Helped Jags to Wild Card playoff win vs. Buffalo and Divisional Round win at Pittsburgh, advancing to AFC title game at New England.

• Jacksonville won AFC South for the 1st time in team history and the 1st Divisional title since 1999 (AFC Central).

COLLEGE

• Capped Oklahoma career ranked 4th in school history in 100+ yard receiving games (9), tied for 6th in TD catches (21) and 7th in receiving yards (2,267).

• He was 1 of 5 finalists for the 2016 Heisman Trophy, won by Lamar Jackson, other finalists were teammate Baker Mayfield, Clemson's Deshaun Watson and Michigan's Jabrill Peppers.

• Won 2016 Biletnikoff Award as nations top WR after setting OU record with 17 TD catches.

• Led all Power 5 WRs with 1,524 yards in 2016.

• Earned Big 12 Newcomer of the Year by coaches in 2015.

• Began collegiate career at Blinn Community College in Texas.

PREP

• Standout in football, track and basketball at Cameron Yoe High in Cameron, TX, a consensus 3-star recruit.

• Earned All-State as a senior WR while also playing FS and KR.

• Led Cameron to the state finals as a junior.

WESTBROOK'S NFL TOTALS

Year	GP/GS	RECEIVING					RUSHING				
		No.	Yds.	Avg.	Lg.	TD	Att.	Yds.	Avg.	Lg.	TD
2017 (Jax)	7/5	27	339	12.6	29	1	0	0	0.0	0	0
Playoffs	3/3	7	85	12.1	29	0	0	0	0.0	0	0
2018 (Jax)	16/9	66	717	10.9	61t	5	9	98	10.9	43	0
2019 (Jax)	15/11	66	660	10.0	39	3	5	27	5.4	8	0
2020 (Jax)	2/0	1	4	4.0	4	0	0	0	0.0	0	0
Total	40/25	160	1,700	10.8	61t	9	14	125	8.9	43	0
Playoffs	3/3	7	85	12.1	29	0	0	0	0.0	0	0

WESTBROOK'S NFL TOTALS

Year	GP/GS	PUNT RETURNS					
		No.	FC	Yds.	Avg.	Lg.	TD
2017 (Jax)	7/5	1	0	19	19.0	19	0
2018 (Jax)	16/9	19	13	266	14.0	74t	1
2019 (Jax)	15/11	23	18	132	5.7	43	0
2020 (Jax)	2/0	4	1	44	11.0	13	0
Total	40/25	47	32	461	3.9	74t	1

SINGLE-GAME CAREER HIGHS (* - playoffs)

Receptions.....9.....vs. NY Jets, 9/30/18	Rushing Attempts.....2.....2x, last @ Cincinnati, 10/20/19
Receiving Yards.....130.....vs. NY Jets, 9/30/18	Rushing Yards.....43.....@ Buffalo, 11/25/18
Long Reception.....61t.....vs. New England, 9/16/18	Long Rush.....43.....@ Buffalo, 11/25/18
TD Reception.....1.....9x, last vs. Indianapolis, 9/29/19	Long Punt Return.....74t.....vs. Washington, 12/16/18

WESTBROOK'S TOUCHDOWNS

GAME	PLAY
vs. Seattle, 12/10/17	18 pass from Bortles
vs. New England, 9/16/18	61 pass from Bortles
at Dallas, 10/14/18	31 pass from Bortles
vs. Philadelphia, 10/28/18	11 pass from Bortles
at Buffalo, 11/25/18	13 pass from Bortles
at Tennessee, 12/6/18	7 pass from Kessler
vs. Washington, 12/16/18	74 punt return
vs. Kansas City, 9/8/19	15 pass from Minshew
vs. Tampa Bay, 12/1/19	3 pass from Minshew
vs. Indianapolis, 12/29/19	18 pass from Minshew
Total	10 (9 Receiving, 1 PR)

WESTBROOK'S CAREER GAME-BY-GAME RECEIVING (*starts)

2017	JAX	No.	Yards	Avg.	Long	TD
9/10	@ HOU		Reserve/Injured			
9/17	TEN		Reserve/Injured			
9/24	BAL		Reserve/Injured			
10/1	@ NYJ		Reserve/Injured			
10/8	@ PIT		Reserve/Injured			
10/15	LAR		Reserve/Injured			
10/22	@ IND		Reserve/Injured			
11/5	CIN		Reserve/Injured			
11/12	LAC		Reserve/Injured			
11/19	@ CLE	3	35	11.7	28	0
11/26	@ ARI	6	41	6.8	10	0
12/3	IND*	6	78	13.0	22	0
12/10	SEA*	5	81	16.2	29	1
12/17	HOU*	2	21	10.5	14	0
12/24	@ SF*	4	74	18.5	23	0
12/31	@ TEN*	1	9	9.0	9	0
GP/GS: 7/5		27	339	12.6	29	1
2017 PLAYOFFS						
1/7	BUF*	5	48	9.6	20	0
1/14	@ PIT*	1	8	8.0	8	0
1/21	@ NE*	1	29	29.0	29	0
GP/GS: 3/3		7	85	12.1	29	0

2018	JAX	No.	Yards	Avg.	Long	TD
9/9	@ NVG	5	51	10.2	20	0
9/16	NE	4	82	20.8	61t	1
9/23	TEN	3	31	10.3	15	0
9/30	NYJ*	9	130	14.4	27	0
10/7	@ KC	3	55	18.3	30	0
10/14	@ DAL	3	38	12.7	34t	1
10/21	HOU*	4	17	4.3	6	0
10/28	PHI*	2	31	15.5	20	1
11/11	@ IND	5	30	6.0	11	0
11/18	PIT*	2	19	9.5	14	0
11/25	@ BUF	3	44	14.7	25	1
12/2	IND*	3	25	8.3	23	0
12/6	@ TEN*	7	88	12.6	23	1
12/16	WAS	3	21	7.0	8	0
12/23	@ MIA*	7	45	6.4	22	0
12/30	@ HOU*	3	10	3.3	6	0
GP/GS: 16/9		66	717	10.9	61t	5

2019	JAX	No.	Yards	Avg.	Long	TD
9/8	KC*	5	30	6.0	15t	1
9/15	@ HOU*	1	3	3.0	3	0
9/19	TEN*	5	46	9.2	28	0
9/29	@ DEN	5	66	13.2	32	0
10/6	@ CAR*	7	82	11.7	30	0
10/13	NO*	3	53	17.7	23	0
10/20	@ CIN*	6	103	17.2	33	0
10/27	NVJ*	0	0	0.0	0	0
11/3	HOU	Inactive				
11/17	@ IND*	4	32	8.0	15	0
11/24	@ TEN	8	69	8.6	22	0
12/1	TB*	5	60	12.0	39	1
12/8	LAC	6	25	4.2	7	0
12/15	@ OAK*	2	14	7.0	11	0
12/22	@ ATL	2	5	2.5	3	0
12/29	IND*	7	72	10.3	18t	1
GP/GS:	15/11	66	660	10.0	39	3

2020	JAX	No.	Yards	Avg.	Long	TD
9/13	IND	Inactive				
9/20	@ TEN	Inactive				
9/24	MIA	1	4	4.0	4	0
10/4	@ CIN	Inactive				
10/11	@ HOU	Inactive				
10/18	DET	Inactive				
10/25	@ LAC	0	0	0.0	0	0
11/8	HOU	Reserve/Injured				
11/15	@ GB	Reserve/Injured				
11/22	PIT	Reserve/Injured				
11/29	CLE	Reserve/Injured				
12/6	@ MIN	Reserve/Injured				
12/13	TEN	Reserve/Injured				
12/20	@ BAL	Reserve/Injured				
12/27	CHI	Reserve/Injured				
1/3	@ IND	Reserve/Injured				
GP/GS:	2/0	1	4	4.0	4	0


WESTBROOK'S CAREER GAME-BY-GAME PUNT RETURNS

2017	JAX	No.	Yards	Avg.	FC	Lg.	TD
9/10	@ HOU	Reserve/Injured					
9/17	TEN	Reserve/Injured					
9/24	BAL	Reserve/Injured					
10/1	@ NYJ	Reserve/Injured					
10/8	@ PIT	Reserve/Injured					
10/15	LAR	Reserve/Injured					
10/22	@ IND	Reserve/Injured					
11/5	CIN	Reserve/Injured					
11/12	LAC	Reserve/Injured					
11/19	@ CLE	0	0	0.0	0	0	0
11/26	@ ARI	0	0	0.0	0	0	0
12/3	IND*	0	0	0.0	0	0	0
12/10	SEA*	0	0	0.0	0	0	0
12/17	HOU*	1	19	19.0	0	19	0
12/24	@ SF*	0	0	0.0	0	0	0
12/31	@ TEN*	0	0	0.0	0	0	0
GP/GS:	7/5	1	19	19.0	0	19	0
2017 PLAYOFFS							
1/7	BUF*	1	2	2.0	1	2	0
1/14	@ PIT*	0	0	0.0	0	0	0
1/21	@ NE*	0	0	0.0	0	0	0
GP/GS:	3/3	1	2	2.0	1	2	0

2018	JAX	No.	Yards	Avg.	FC	Lg.	TD
9/9	@ NYG	0	0	0.0	0	0	0
9/16	NE	0	0	0.0	0	0	0
9/23	TEN	0	0	0.0	0	0	0
9/30	NYJ*	0	0	0.0	0	0	0
10/7	@ KC	0	0	0.0	0	0	0
10/14	@ DAL	1	6	6.0	0	6	0
10/21	HOU*	1	21	21.0	3	21	0
10/28	PHI*	1	23	23.0	1	23	0
11/11	@ IND	1	1	1.0	1	1	0
11/18	PIT*	2	36	18.0	2	25	0
11/25	@ BUF	2	33	16.5	1	21	0
12/2	IND*	0	0	0.0	2	0	0
12/6	@ TEN*	1	-1	-1.0	0	-1	0
12/16	WAS	3	84	28.0	0	74t	1
12/23	@ MIA*	3	46	11.5	1	44	0
12/30	@ HOU*	3	17	5.7	2	17	0
GP/GS:	16/9	19	266	14.0	13	74t	1

2019	JAX	No.	Yards	Avg.	FC	Lg.	TD
9/8	KC*	0	0	0.0	0	0	0
9/15	@ HOU*	2	3	1.5	3	3	0
9/19	TEN*	2	11	5.5	3	9	0
9/29	@ DEN	2	5	2.5	1	5	0
10/6	@ CAR*	3	17	5.7	1	15	0
10/13	NO*	1	0	0.0	4	0	0
10/20	@ CIN*	3	15	5.0	1	15	0
10/27	NVJ*	2	22	11.0	0	24	0
11/3	HOU	Inactive					
11/17	@ IND*	0	0	0.0	0	0	0
11/24	@ TEN	2	-5	-2.5	1	-	0
12/1	TB*	2	48	24.0	0	43	0
12/8	LAC	1	-4	-4.0	1	-	0
12/15	@ OAK*	1	8	8.0	0	8	0
12/22	@ ATL	1	7	7.0	0	7	0
12/29	IND*	1	5	5.0	2	5	0
GP/GS:	16/9	23	132	5.7	18	43	0

2020	JAX	No.	Yards	Avg.	FC	Lg.	TD
9/13	IND	Inactive					
9/20	@ TEN	Inactive					
9/24	MIA	1	8	8.0	1	8	0
10/4	@ CIN	Inactive					
10/11	@ HOU	Inactive					
10/18	DET	Inactive					
10/25	@ LAC	3	36	12.0	0	13	0
11/8	HOU	Reserve/Injured					
11/15	@ GB	Reserve/Injured					
11/22	PIT	Reserve/Injured					
11/29	CLE	Reserve/Injured					
12/6	@ MIN	Reserve/Injured					
12/13	TEN	Reserve/Injured					
12/20	@ BAL	Reserve/Injured					
12/27	CHI	Reserve/Injured					
1/3	@ IND	Reserve/Injured					
GP/GS:	2/0	4	44	11.0	1	13	0



79

KENNY WILLEKES

POSITION: Defensive End
HEIGHT/WEIGHT: 6-3/264
DOB: 7-22-97
HOMETOWN: Rockford, MI

HIGH SCHOOL: NorthPointe Christian
COLLEGE: Michigan State
ACQUIRED: D7a (#225) 2020
NFL/VIKINGS SEASON: 2

- Winner of the 2019 Burlsworth Trophy, given to the nation's most outstanding player that began his career as a walk-on.
- Attended Kirk Cousins' football camp as a youngster.
- Named the 2018 Big Ten Defensive Lineman of the Year after leading the conference with 20.5 TFL as a junior.

OFF THE FIELD

- The 5th of 8 children in the family. Younger brother Charles, Jr. also played on the Michigan State football team; older brother Lourens is a national champion trampoline gymnast; sister Holliann is a lawyer, and sister Allison is a concert pianist. Father, Charles, is a heart surgeon.
- Graduated with his bachelor's degree in chemistry in December of 2020.

PRO

- Selected in the 7th round (#225 overall) in 2020, part of a 15-member draft class, the biggest in Vikings history since going to a 7-round draft.
- Placed on the Vikings Reserve/Injured list on 9/2/20.
- Part of a Big Ten draft class that had the 2nd-most players selected in 2019 behind only the SEC.

2020: MINNESOTA VIKINGS

- Placed on Injured Reserve following training camp on 9/2.

COLLEGE

- A 2-time 1st-Team All-Big Ten DE that finished his Spartan career as school record holder with 51 TFL.
- Ended career 3rd in MSU history with 26.0 career sacks.
- Started 38 of his 40 career games, posting 229 career tackles, with career-high 78 stops in 2018 and 2019, adding career-high 10.5 sacks in 2019.
- Won the 2019 Burlsworth Trophy, given to the nation's most outstanding player that began his career as a walk-on.
- Named the 2018 Big Ten Defensive Lineman of the Year after leading the conference with 20.5 tackles for loss.
- The 1st defensive player in school history to win the Governor's Award (team MVP) twice, doing so in 2018 and 2019.
- A 2-time Walter Camp All-America, 2nd-Team in 2018 and '19.
- Suffered a broken fibula in the 2018 Redbox Bowl vs. Oregon but went on to play the entire 2019 season.

PREP

- A 3-time 1st-Team All-Conference honoree at North Pointe.
- 2014 Michigan AP All-State 1st-Team LB.
- Helped lead the Mustangs to an 11-2 record and a trip to the Division 6 semifinals in 2014.
- Helped lead Grand Rapids Catholic Central to the Division 1 state rugby championship in 2014.



98

D.J. WONNUM

POSITION: Defensive End
HEIGHT/WEIGHT: 6-5/258
DOB: 10-31-97
HOMETOWN: Stone Mountain, GA

HIGH SCHOOL: Stephenson
COLLEGE: South Carolina
ACQUIRED: D4a (#117) 2020
NFL/VIKINGS SEASON: 2/2

2020 GP/GS
14/2

Career GP/GS
14/2

Playoffs GP/GS
0/0

- Started 2 games and led Vikings rookies with 3.0 sacks.
- Sacked 2020 NFL MVP Aaron Rodgers at Green Bay (11/1/20), 1 of only 20 sacks on the QB for the year and helped Vikings hand Packers their only home loss of the regular season.

OFF THE FIELD

- Brother, Dylan, plays OT for South Carolina.
- Graduated with bachelor's degree in sport and entertainment management in December 2019.

PRO

- Led Vikings rookies with 3.0 sacks and started final 2 games.
- Saw 1st NFL action at Indianapolis (9/20/20).
- Selected in the 4th round (#117 overall) of the 2020 NFL Draft, the 1st of 2 DEs drafted by the Vikings.
- Is the highest-drafted DE by the Vikings since Danielle Hunter (88th overall) out of LSU in the 2015 NFL Draft.
- The SEC had 63 players drafted in 2020 (4 by the Vikings), the most by any league and 15 more than runner-up Big Ten.

2020: MINNESOTA VIKINGS

- Led all Vikings rookies with 3.0 sacks on the season.
- Was 1 of 6 rookie starters at New Orleans (12/25), matching a Vikings record for most rookies to start a game.
- Started season finale at Detroit (1/3/21) and had 3 tackles.
- Made two tackles at New Orleans in 1st career start (12/25).
- Had career-best 5 tackles vs. Chicago (12/20).
- Inactive vs. Jacksonville (12/6) with injury.
- Blocked a FG attempt vs. Carolina (11/29) in 28-27 win.
- Sacked Nick Foles at Chicago (11/16) on *Monday Night Football*.
- Notched a sack/FF on Aaron Rodgers to end the game at Green Bay (11/1) in Vikings 28-22 win.
- Had 2 tackles and a TFL vs. Atlanta (10/18).
- Notched 1st career sack at Houston (10/4) when he caught Deshaun Watson for a 7-yard loss and added 2 tackles.
- Played vs. Tennessee (9/27), notching 3 tackles and a TFL.
- Played in 1st career game at Indianapolis (9/20).
- Inactive for season-opener vs. Green Bay (9/13).

COLLEGE

- Appeared in 43 games with 30 starts, logging 137 career

tackles with 14.0 sacks, 29.5 TFL, 1 INT, 5 PBU, 1 FF and 1 FR.

- A 4-time SEC Defensive Player or Lineman of the Week.
- Two-time team captain (2017 and 2019) who was named a 2019 2nd-Team All-SEC selection by the AP.
- Helped 2017 squad go 9-4 and beat Michigan in Outback Bowl.
- Started 12 games and finished the season with 37 tackles, including 9.5 TFL and 4.5 sacks in 2019.
- Registered 5 tackles, including a career-high 3.0 sacks, and a FF against Kentucky as a senior.
- Intercepted his 1st career pass and returned it 21 yards at Missouri in 2019, setting up a touchdown.
- Blocked a FG by All-American Rodrigo Blankenship at Georgia
- 2019 double-OT 20-17 upset win on the road at the #3 Bulldogs.
- Limited to 5 games, all starts, due to injuries in 2018.

- As a sophomore, started all 13 games, collected 57 tackles, while leading the team with 13.0 TFL (8th in SEC) and 6.0 sacks.
- Played in every game as a true freshman in 2016 for team that went 6-7, falling in Birmingham Bowl to South Florida in OT.

PREP

- Named All-Region in as a senior at Stephenson High in Stone Mountain, an Atlanta suburb.
- Earned All-State honors at TE during his junior season.

WONNUM'S NFL TOTALS

Year	GP/GS	Solo	Asst.	Total	Sacks	INTs	PBU	TFL	QBH	FF/FR	Special Teams
2020 (Min)	14/2	16	8	24	3.0	0	1	5	8	1/0	0
Total	14/2	16	8	24	3.0	0	1	5	8	1/0	0

SINGLE-GAME CAREER HIGHS (* - playoffs)

Tackles 5 vs. Chicago, 12/20/20 QB Hurries 3 at Chicago, 11/16/20
 Solo Tackles 2 4x, last vs. Chicago, 12/20/20
 Tackle for Loss 1 5x, last at Tampa Bay, 12/13/20 Pass Defensed 1 vs. Carolina, 11/29/20
 Sack 1.0 3x, at Chicago, 11/16/20 Blocked FG 1 vs. Carolina, 11/29/20

WONNUM'S CAREER GAME-BY-GAME (*-starts)

2020	MIN	U	A	T	TFL	SK	QH	FF	FR	INT	PD
9/13	GB										INACTIVE
9/20	@ IND	1	0	1	0	0.0	0	0	0	0	0
9/27	TEN	2	1	3	1	0.0	0	0	0	0	0
10/4	@ HOU	1	0	1	1	1.0	1	0	0	0	0
10/11	@ SEA	0	0	0	0	0.0	0	0	0	0	0
10/18	ATL	2	0	2	1	0.0	0	0	0	0	0
11/1	@ GB	1	0	1	0	1.0	2	1	0	0	0
11/8	DET	0	0	0	0	0.0	1	0	0	0	0
11/16	@ CHI	2	0	2	1	1.0	3	0	0	0	0
11/22	DAL	1	0	1	0	0.0	0	0	0	0	0
11/29	CAR	0	1	1	0	0.0	1	0	0	0	1
12/6	JAX										INACTIVE
12/13	@ TB	1	1	2	1	0.0	0	0	0	0	0
12/20	CHI	2	3	5	0	0.0	0	0	0	0	0
12/25	@ NO*	1	1	2	0	0.0	0	0	0	0	0
1/3	@ DET										
GP/GS:	13/1	14	7	21	5	3.0	8	1	0	0	1

WONNUM'S SACKS

GAME QB SACK
 at Houston, 10/4/20 Deshaun Watson 1.0
 at Green Bay, 11/1/20 Aaron Rodgers 1.0
 at Chicago, 11/16/20 Nick Foles 1.0
Total **3.0**





23

XAVIER WOODS

POSITION: Safety
HEIGHT/WEIGHT: 5-11/212
DOB: 7-26-95
HOMETOWN: Monroe, LA

HIGH SCHOOL: West Monroe
COLLEGE: Louisiana Tech
ACQUIRED: FA (DAL) 2021
VIKINGS SEASON: 5/1

2020 GP/GS
15/15 (DAL)

Career GP/GS
60/48 (60/48-DAL)

Playoffs GP/GS
2/2

• Snared INTs vs. Philadelphia (10/20) and at NY Giants (11/4) in consecutive weeks, both Dallas wins.

- Joined Vikings as a free agent from Dallas for 2021.
- Has started 48 of his 60 career games and both playoff games in 2018.

OFF THE FIELD

- Hails from the same hometown as Vikings legend Pat Williams.
- Majored in social science.
- Woods and his wife, Destiny, are proud parents of two daughters, Dallas-Karsyn and Zailyn-Karter.

PRO

- Started all 44 games he has played, from 2018-20, including both playoff games in 2018.
- Saw time as a nickel CB in his rookie season but moved into starting role at S in last 3 seasons.
- Originally selected in 6th round (#191) by Dallas in 2017.

2020: DALLAS COWBOYS

- Started all 15 games he played.
- Had 72 tackles, the 2nd-highest mark of his career.
- Cowboys ranked #11 in NFL in pass defense.

2019: DALLAS COWBOYS

- Started all 15 games he played and tallied a career-high 81 tackles - 5th on the team - and tied for team lead with 2 INTs.
- Had a career-high 12 tackles with 1 FF in the season-opening win vs. NY Giants (9/8).

2018: DALLAS COWBOYS

- Missed the opening 2 games with hamstring injury but went on to start the final 14 - and both playoff games - to finish 6th on team with 67 tackles and team-high tying 2 INTs.
- Had INTs at Houston (10/7) and on Thanksgiving Day vs. Washington (11/22).
- Had season-best 10 stops at Atlanta (11/18).

2017: DALLAS COWBOYS

- Got 1st career start vs. Philadelphia (11/19) when Jeff Heath was inactive for the game.
- Made his NFL debut in the opener vs. NY Giants (9/10)
- Broke up 1 pass, 1 special teams stop and 1 FR on kick coverage at San Francisco (10/22).

COLLEGE

- Started all 14 games as a senior, with 89 tackles, 6.5 for loss, 3.0 sacks, 5 INTs (1st in Conference USA, 13th in the nation).
- Earned 1st-Team All-Conference USA as a junior.
- Set school record with 230 return yards on 6 INTs with a pair of TDs as sophomore.

PREP

- Standout DB at West Monroe High in Monroe, LA, earning All-State and All-Northeast Louisiana.
- Helped team to state title as a junior.

WOODS' NFL TOTALS

Year	GP/GS	Solo	Asst.	Total	Sacks	INTs	PBU	TFL	QBH	FF/FR	Special Teams
2017 (DAL)	16/4	28	13	41	0.0	1 (7)	7	1	4	0/1	2
2018 (DAL)	14/14	46	21	67	0.0	2 (15)	9	0	0	1/0	0
2019 (DAL)	15/15	59	22	81	0.0	2 (38)	5	1	0	2/1	2
2020 (DAL)	15/15	61	24	85	0.0	0	2	2	1	0/0	0
Total	60/48	194	80	274	0.0	5 (60)	15	15	5	3/2	4

SINGLE-GAME CAREER HIGHS (* - playoffs)

Tackles12..... vs. NY Giants, 9/8/19
Solo Tackles10..... vs. NY Giants, 9/8/19
Sacks --
Pass Defensed..... 3..... at Philadelphia, 11/11/18

Interception.....1..... 5x, last at NY Giants, 11/4/19
Fumble Recovery1..... 2x, last vs. Washington, 12/29/19
Forced Fumble1..... 3x, last at NY Giants, 11/4/19

WOODS' INTERCEPTIONS

GAME	QB	INT
at Atlanta, 11/12/17.....	Matt Ryan	1 (7)
at Houston, 10/7/18.....	Deshawn Watson	1 (15)
vs. Washington, 11/22/18	Colt McCoy	1 (0)
vs. Philadelphia, 10/20/19.....	Carson Wentz	1 (9)
at NY Giants, 11/4/19.....	Daniel Jones	1 (29)
Total		5 (60)

WOODS' CAREER GAME-BY-GAME (*-starts)

2017	DAL	U	A	T	TFL	SK	QH	FF	FR	INT	PD
9/10	NYG	0	0	0	0	0.0	0	0	0	0	0
9/17	@ DEN	0	1	1	0	0.0	0	0	0	0	1
9/24	@ ARI	3	0	3	0	0.0	0	0	0	0	1
10/1	LAR	2	0	2	0	0.0	0	0	0	0	0
10/8	GB	1	0	1	0	0.0	0	0	0	0	0
10/22	@ SF	0	0	0	0	0.0	0	0	0	0	0
10/29	@ WAS	4	0	4	0	0.0	0	0	0	0	0
11/5	KC	2	0	2	0	0.0	0	0	0	0	1
11/12	@ ATL	2	2	4	0	0.0	0	0	0	1	1
11/19	PHI*	4	1	5	0	0.0	0	0	0	0	0
11/23	LAC	2	0	2	0	0.0	0	0	0	0	0
11/30	WAS*	2	2	4	0	0.0	0	0	0	0	0
12/10	@ NYG*	0	4	4	1	0.0	0	0	0	0	1
12/17	@ OAK	3	3	6	0	0.0	0	0	0	0	0
12/24	SEA*	2	0	2	0	0.0	0	0	0	0	0
12/31	@ PHI	1	0	1	0	0.0	0	0	0	0	2
GP/GS:	16/4	28	13	41	1	0.0	0	0	0	1	7

2018	DAL	U	A	T	TFL	SK	QH	FF	FR	INT	PD
9/9	@ CAR										
9/16	NYG										
9/23	@ SEA*	0	3	3	0	0.0	0	0	0	0	0
9/30	DET*	3	2	5	0	0.0	0	0	0	0	0
10/7	@ HOU*	5	0	5	0	0.0	0	0	0	1	1
10/14	JAC*	0	3	3	0	0.0	0	0	0	0	0
10/21	@ WAS*	2	2	4	0	0.0	0	0	0	0	0
11/5	TEN*	4	3	7	0	0.0	0	0	0	0	0
11/11	@ PHI*	3	2	5	0	0.0	0	0	0	0	3
11/18	@ ATL*	7	3	10	0	0.0	0	0	0	0	0
11/22	WAS*	6	1	7	0	0.0	0	0	0	1	3
11/29	NO*	1	1	2	0	0.0	0	0	0	0	0
12/9	PHI*	3	0	3	0	0.0	0	0	0	0	0
12/16	@ IND*	4	1	5	0	0.0	0	0	0	0	1
12/23	TB*	5	0	5	0	0.0	0	0	0	0	1
12/30	@ NYG*	3	0	3	0	0.0	0	0	0	0	0
GP/GS:	14/14	46	21	67	0	0.0	0	0	0	2	9
PLAYOFFS											
1/5	SEA*	2	0	2	0	0.0	0	0	0	0	0
1/12	@ LAR*	4	5	9	0	0.0	0	0	0	0	0
GP/GS:	2/2	6	5	11	0	0.0	0	0	0	0	0

2019	DAL	U	A	T	TFL	SK	QH	FF	FR	INT	PD
9/8	NYG	10	2	12	0	0.0	0	0	0	0	0
9/15	@ WAS*	5	3	8	0	0.0	0	0	0	0	0
9/22	MIA										
9/29	@ NO*	5	0	5	0	0.0	0	0	0	0	0
10/6	GB*	5	3	8	0	0.0	0	0	0	0	0
10/13	@ NYJ*	6	3	9	0	0.0	0	0	0	0	0
10/20	PHI*	1	1	2	0	0.0	0	0	0	1	1
11/4	@ NYG*	3	1	4	0	0.0	0	0	0	1	1
11/10	MIN*	4	2	6	0	0.0	0	0	0	0	1
11/17	@ DET*	2	2	4	0	0.0	0	0	0	0	0
11/24	@ NE*	2	1	3	0	0.0	0	0	0	0	0
11/28	BUF*	4	0	4	0	0.0	0	0	0	0	1
12/5	@ CHI*	3	0	3	0	0.0	0	0	0	0	0
12/15	LAR*	3	0	3	0	0.0	0	0	0	0	0
12/22	@ PHI*	2	0	2	1	0.0	0	0	0	0	1
12/29	WAS	1	2	3	0	0.0	0	0	0	0	0
GP/GS:	15/15	59	22	81	1	0.0	0	0	0	2	5

2020	DAL	U	A	T	TFL	SK	QH	FF	FR	INT	PD
9/13	@ LAR*	9	2	11	0	0.0	0	0	0	0	0
9/20	ATL*	4	3	7	1	0.0	0	0	0	0	0
9/27	@ SEA*	3	2	5	0	0.0	0	0	0	0	0
10/4	CLE*	6	2	8	0	0.0	0	0	0	0	0
10/11	NYG*	5	2	7	0	0.0	0	0	0	0	0
10/19	ARI*	3	1	4	0	0.0	0	0	0	0	0
10/25	@ WAS*	3	1	4	0	0.0	0	0	0	0	0
11/1	@ PHI*	1	3	4	0	0.0	0	0	0	0	0
11/8	PIT*	6	1	7	0	0.0	0	0	0	0	1
11/22	@ MIN*	1	0	1	0	0.0	0	0	0	0	0
11/26	WAS*	8	2	10	0	0.0	0	0	0	0	1
12/3	@ BAL*	3	2	5	0	0.0	0	0	0	0	0
12/13	@ CIN*	4	2	6	0	0.0	0	0	0	0	0
12/20	SF*	3	1	4	0	0.0	0	0	0	0	0
12/27	PHI										
1/3	@ NYG	2	0	2	1	0.0	0	0	0	0	0
GP/GS:	15/15	61	24	85	2	0.0	0	0	0	0	2

SUPER SITES

Super Bowl LVI will be played on February 13, 2022 at SoFi Stadium in Los Angeles, which will be the 8th time the city has hosted a Super Bowl, the 3rd-most frequent host behind Miami/South Florida and New Orleans. When U.S. Bank Stadium hosted Super Bowl LII it was the 2nd time the big game came to Minnesota, the other being Super Bowl XXVI on January 26, 1992.

SUPER BOWL HOST CITIES

Miami/South Florida...	11 (Orange Bowl 5, Hard Rock Stadium 6)
New Orleans	10 (Superdome 7, Tulane Stadium 3)
Los Angeles	7 (LA Coliseum 2, Rose Bowl 5)
Tampa Bay	5 (Tampa Stadium 2, Raymond James Stadium 3)
Arizona	3 (Sun Devil Stadium 1, U of Phoenix Stadium 2)
Atlanta	3 (Georgia Dome 2, Mercedes Benz Stadium 1)
Houston	3 (Rice Stadium 1, NRG Stadium 2)
San Diego.....	3
Minnesota	2 (Metrodome 1, U.S. Bank Stadium 1)
Detroit	2 (Silverdome 1, Ford Field 1)
San Francisco/Bay Area...	2 (Stanford Stadium 1, Levis Stadium 1)
Indianapolis	1
Jacksonville	1
New York/New Jersey ..	1
North Texas	1



3M Science.
Applied to Life.™



Applying Science. Improving Lives.

From respirators for healthcare workers, to products that enhance your home, to helping complete tough jobs easier and faster, 3M Science is igniting progress all around you.



ROOKIES





71

CHRISTIAN DARRISAW

POSITION: Tackle
HEIGHT/WEIGHT: 6-5/323
DOB: 6-2-99
HOMETOWN: Upper Marlboro, MD

HIGH SCHOOL: Riverdale Baptist
COLLEGE: Virginia Tech
ACQUIRED: D1 (#23) 2021
NFL/VIKINGS SEASON: R

- The 7th OT drafted by the Vikings in the 1st round in Vikings history and the 5th-highest at #23.
- Vikings traded back from #14 in the 1st round with the NY Jets to acquire the #23 selection and draft Darrisaw.
- The 4th of 4 OTs drafted in the 1st Round in 2021.
- Only Virginia Tech player drafted in 1st round in Vikings history.
- Played 3 seasons at Virginia Tech, entering draft after his junior year.

OFF THE FIELD

- Majored in business information technology.
- Developing an interest in bowhunting, a hobby he picked up during his college days at Virginia Tech.

PRO

- Was part of 6-member ACC 1st-round draft pick group in 2021, tied with the Big Ten for 2nd-most 1st-round selections behind the SEC.
- Is the 2nd offensive lineman drafted in the 1st round by the Vikings in the past 3 seasons, joining Garrett Bradbury in 2019 and gives the Vikings the 4th OL drafted in the Rounds 1 & 2 in the past 4 drafts - Brian O'Neill (2nd, 2018), Bradbury (1st, 2019), Ezra Cleveland (2nd, 2020), Darrisaw (1st, 2021).
- Is the 2nd OT from Virginia Tech drafted in the 1st round, joining Duane Brown in 2008, the 26th pick by Houston.
- The Vikings entered the 2021 Draft with the #14 pick in the 1st Round but traded with the NY Jets to acquire pick #23 to select Darrisaw.
- Darrisaw was the 4th OT drafted in 2021, following Oregon's Penei Sewell (#7, Detroit), Northwestern's Rashawn Slater (#13, LA Chargers) and Alabama's Alex Leatherwood (#17, Las Vegas).
- Virginia Tech had consecutive selections in the 2021 1st Round, CB Caleb Farley went to Tennessee with pick #22 and Darrisaw went 23rd.

COLLEGE

- Finished VT career with 35 starts in 35 games played.
- Named 1st-Team All-ACC in 2020.
- Started all 10 games he played in 2020 at LT, completing 3-season streak where he started every game he played.

- Hokies went 5-6 in 2020, winning annual rivalry game over Virginia to cap the season.
- Helped VT to an 8-5 mark and a berth in the Belk Bowl against Kentucky in 2019.
- Started all 13 games on the season at LT in 2019.
- Earned 3 berths on the PFF College ACC Team of the Week during the 2019 season- vs. North Carolina, vs. Wake Forest and at Georgia Tech.
- As a true freshman in 2018, started all 12 games he played, including starting in his opening college game, a win over #19 Florida State in the season opener. By starting the season opener, he was 1 of 9 true freshmen in BCS football to start on the offensive line in the season opener in 2018.
- Helped Hokies to an OT win over Virginia in 2018.
- Helped VT to a berth in the Military Bowl vs. Cincinnati to cap the 2018 season.

PREP

- Played in 2017 at Fork Union Military Academy.
- Played in Maryland Crab Bowl All-Star game as a senior at Riverdale Baptist High.



TACKLE TRADITION

The Vikings made Christian Darrisaw the 7th OT drafted in the 1st round in team history in 2021 and the first OT taken in the 1st round since 2012. Of the 6 previous 1st-round OTs, 5 have gone on to be Pro Bowl players and Ron Yary is in the Hall of Fame.

VIKINGS HIGHEST DRAFTED OFFENSIVE TACKLES

PLAYER	ROUND/YEAR
Ron Yary, USC	1/1968
Archie Sutton, Illinois	2/1965
Steve Riley, USC	1/1974
Todd Steussie, Cal	1/1994
Korey Stringer, Ohio State	1/1995
Bryant McKinnie, Miami	1/2002
Phil Loadholt, Oklahoma	2/2009
Matt Kalil, USC	1/2012
Bryan O'Neill, Pitt	2/2018
Ezra Cleveland, Boise State	2/2020
Christian Darrisaw, Virginia Tech	1/2021

DARRISAW'S CAREER GAMES/STARTS

Year	GP/GS
2018 (Virginia Tech)	12/12
2019 (Virginia Tech)	13/13
2020 (Virginia Tech)	10/10
Totals	35/35



11

KELLEN MOND

POSITION: Quarterback
HEIGHT/WEIGHT: 6-3/211
DOB: 6-22-99
HOMETOWN: San Antonio, TX

HIGH SCHOOL: IMG Academy
COLLEGE: Texas A&M
ACQUIRED: D3a (#66) 2021
NFL/VIKINGS SEASON: R

- Finished his Texas A&M career as the school's all-time leader in total offense (11,269), passing yards (9,661), passing TDs (71), completions (801) and passing attempts (1,358).
- Has a program-best 3-0 record as a starting QB in bowl games in his career.
- Earned Reese's Senior Bowl MVP award, leading the National team (coached by the Miami Dolphins staff) to a 27-24 win after throwing for 173 yards, 2 TDs and 0 INTs on 13-of-25 passing.

OFF THE FIELD

- Father, Kevin, served 8 years in the U.S. Army and has several other family members who have served in the U.S. military.
- Very active in his hometown community volunteering at the Salvation Army, the Boys and Goys Club of San Antonio and the San Antonio Food Bank.
- Works with the Family Service Association and the Children's Hunger Relief Fund by adopting families during the holidays and providing meals and toys for needy families in San Antonio.
- Graduated in December of 2020 with a bachelor's degree in sports management.

PRO

- The 3rd-highest drafted QB in Texas A&M history, behind 1st-rounders Ryan Tannehill (#8, 2012) and Johnny Manziel (#22, 2014).
- Fran Tarkenton (1961), is the only other QB drafted by the Vikings in the 3rd round.
- Was the 7th QB drafted in 2021.

COLLEGE

- Appeared in the most career plays in SEC history, playing 1,796 career snaps in this 4-year career, edging Kentucky QB Jared Lorenzen's 1,793 career total.
- 1 of 3 SEC players ever to throw for more than 9,000 yards and rush for more than 1,500 (Tim Tebow and Dak Prescott).
- Passed Peyton Manning for 7th all-time in career total offense in the SEC with 11,269 yards.
- Set a career high in passer rating vs. Arkansas (10/31/20) as a senior, finishing with a 202.8 rating after going 21 for 26 (80.8%) for 260 yards and 3 TDs.
- Threw for a career-best 430 passing yards vs. No. 2 Clemson (9/8/18), a 26-28 loss in which he went 23-of-40 passing (57.5%) with 3 TDs and 0 INTs, totaling a 172.6 passer rating.
- Completed 23 passes for 287 yards and 6 TDs, rushing for 80 yards and 1 TD on the ground vs. No. 7 LSU (11/25/18) in a 74-72 7OT win (tied NCAA record for most OTs in an FBS game), throwing the game-winning 2-point conversion in the final OT.
- Paced the Aggie offense with 232 passing yards and added 11 rushes for 49 yards and a TD on the ground in the Orange Bowl win over North Carolina as a senior.
- Threw for 95 yards and a TD, while tallying 117 yards on the ground and scoring a TD of his own in the Texas Bowl win over

Oklahoma State and was named the Academy Sports & Outdoors Texas Bowl MVP following the 2019 season.

- Earned the Most Improved, Offensive MVP and Top Conditioned Athlete Awards in 2018 and the Offensive MVP and Offensive Top Conditioned Athlete Award after the 2019 season.

- Completed 14 of 26 passes (53.8%) for 140 yards, with a TD and an INT while rushing five times for 85 yards and a score in a 52-13 win over N.C. State in the Gator Bowl as a sophomore.

PREP

- Highly touted recruit rated the nation's No. 1 dual-threat QB by Rivals as a senior.
- A Under Armour All-American and set the IMG Academy (Bradenton) season records for passing TDs and rushing TDs as a senior in 2016.
- Passed for 1,936 yards and 20 TDs and rushed for 775 yards and 18 scores as a senior at IMG.
- Lettered as a sophomore and junior at Reagan High School in San Antonio before transferring to IMG.
- Was the District 26-6A Offensive MVP as a junior after passing for 1,991 yards and 26 TDs on 137-of-243 passing, while also rushing for nearly 900 yards.
- Earned 2nd-Team All-District honors as a sophomore.
- Grew up participating in AAU track & field and basketball.
- Ran at the 2015 Texas State Championship as a sophomore, his last year running track before transferring to IMG.



MOND'S COLLEGE TOTALS

Year	GP/GS	PASSING							RUSHING				
		Att	Comp	Pct	Yds	TD	INT	Lg	Sk/Yds	Rtg	Rush	Yds	TD
2017	11/8	227	117	51.5	1,375	8	6	81	0/0	108.8	89	340	3
2018	13/13	415	238	57.3	3,107	24	9	69	0/0	135.0	149	474	7
2019	13/13	419	258	61.6	2,897	20	9	52	0/0	131.1	126	500	8
2020	10/10	297	188	63.3	2,282	19	3	54	0/0	146.9	74	294	4
Total	47/44	1,358	801	58.9	9,661	71	27	81	0-0	132.0	438	1,608	22



41

CHAZZ SURRATT

POSITION: Linebacker
HEIGHT/WEIGHT: 6-2/230
DOB: 2-16-97
HOMETOWN: Denver, NC

HIGH SCHOOL: East Lincoln
COLLEGE: North Carolina
ACQUIRED: D3b (#78) 2021
NFL/VIKINGS SEASON: R

- Two-time 1st-Team All-ACC choice in 2019 and 2020.
- Moved from QB to LB for the 2019 season and led UNC in tackles in 2019 and 2020.
- Named a Parade All-America, Parade National Player of the Year and Gatorade state player of the year as a senior at East Lincoln High, north of Charlotte.
- Brother, Sage, played WR at Wake Forest and was signed by Detroit as a rookie free agent after the 2021 Draft. Both brothers were 1st-Team All-ACC in 2019.

OFF THE FIELD

- Earned undergrad degree at UNC in sport administration and is working on a master's in business administration.
- Father, Kevin, played football at Winston-Salem State.
- Regularly visited UNC Children's Hospital on Fridays before Tar Heel games, a team tradition.

PRO

- Selected in the 3rd round (#78 overall) of the 2021 NFL Draft, the 2nd of 4 picks in the 3rd round for the Vikings.
- Joins college teammates, FB Jake Bargas and 5 Myles Dorn on the Vikings, both were 2020 rookies with the club.
- The 2nd-highest-drafted Tar Heel player by the Vikings since 2nd-round LB Rip Hawkins by the expansion Vikings in 1961.
- Is the highest-drafted LB by the Vikings since going with Anthony Barr and Eric Kendricks in 2014 and 2015, selecting the UCLA products #9 and #45 respectively.

COLLEGE

- In his final 2 seasons after switching to LB full-time, he led the Tar Heels in tackles with 115 in 2019 and 91 in 2020, also posting 12.5 sacks combined in the 2 seasons.
- Earned 1st-Team All-ACC as a junior and senior, finishing as runner-up for ACC Defensive Player of the Year in 2019 as Clemson LB Isaiah Simmons won the honors and current Vikings teammate Jaylen Twyman finished tied for 3rd.
- As a senior, started all 11 games he played, was voted a team captain and UNC's defensive MVP.
- Was a Butkus Award and Lott Trophy semi-finalist and Senior CLASS Award finalist, recognizing seniors nationwide that excel in Community, Classroom, Character and Competition.
- Led Carolina with 91 tackles in 2020, ranking 6th in the ACC.
- Was ACC LB of the Week against Syracuse and NC State.
- Had season-best 12 tackles vs. Duke in 2020.
- In 2019, had career-best 115, ranking 2nd in the ACC.
- Led team with 15.0 TFL, good for 5th in the conference.
- Had career-best 17 tackles, 2 TFL and a sack at Virginia Tech.
- Had INT at the goal line vs. Duke to preserve the win.
- Made 1st career start at LB in season opener vs. South Carolina.
- Started 7 of the 9 games he played in 2017 at QB, throwing 8 TDs and rushing for 5.

- Named ACC Rookie of the Week in 2017 for game vs. Louisville, hitting 12-of-14 passes for 168 yards and 2 TDs.
- Had TD run of 56 yards vs. Duke and 59 vs. Western Carolina.
- Stepped in at QB on 3rd drive in game against Cal in 2017.
- In 2017, went 107-of-183 passing (58.5%) for 1,342 yards and 8 TDs while rushing 85 times for 210 net yards and 5 TDs.
- In 2018, playing in 1 game against Miami, he ran 9 times for 69 net yards and 1 TD while completing 4-of-10 passes for 10 yards.

PREP

- Earned Parade National Player of the Year, Parade All-America, Gatorade State Player of the Year, *Associated Press* All-State twice and North Carolina Prep Player of the Year twice, the only 2-time winner.
- Left East Lincoln High with state record for total yards (16,593), and responsible for 229 TDs.
- Threw for 3,536 yards and 51 TDs as a senior, adding 15 more scoring runs.
- Helped team to State Class 2A championships in 2012 and 2014.
- Named Male athlete of the year in the state by the NCHSAA and named to *Associated Press* All-State basketball team.



SURRATT'S COLLEGIATE TOTALS

Year	GP/GS	Solo	Asst.	Total	Sacks	INTs	PBU	TFL	QBH	FF/FR
2019	13/11	66	49	115	6.5	1	3	15.0	10	1/1
2020	11/11	49	42	91	6.0	0	3	7.5	6	1/1
Total	35/22	115	91	206	12.5	1	6	22.5	16	2/2



51

WYATT DAVIS

POSITION: Guard
HEIGHT/WEIGHT: 6-4/326
DOB: 2-17-99
HOMETOWN: Bellflower, CA

HIGH SCHOOL: St. John Bosco
COLLEGE: Ohio State
ACQUIRED: D3c (#78) 2021
NFL/VIKINGS SEASON: R

- 2020 Big Ten Conference Rimington-Pace Offensive Lineman of the Year, the first G in Ohio State history to win the award.
- Two-time All-American and Two-time All-Big Ten Conference honoree in 2019 and 2020.
- Named to the Big Ten Network's All-Decade team for the 2010s.

OFF THE FIELD

- Grandfather, Willie Davis, is a Pro Football Hall of Fame (1981) DE who played for Cleveland and Green Bay during a 12-year career, earning 6 All-Pros and twice a Super Bowl Champion (I, II).
- Majored in communications, named an OSU Scholar-Athlete.
- Son of Inge and Duane Davis, father is an actor who has played roles of famous athletes such as Joe Louis and Buster Douglas and had a starring role in The Program as Alvin Mack, co-starring with Halle Berry, James Caan and Omar Epps.
- Brother, David, played football at Washington State and California from 2011-16.

PRO

- Selected in the 3rd round (#86 overall) of the 2021 NFL Draft after spending 4 years at Ohio State. One of 10 Buckeyes selected in 2021, matching Alabama for producing most picks.
- Joins fellow Buckeye LB Tuf Borland in Minnesota who signed with the Vikings as a 2021 undrafted free agent. The two rookies spent four years in college together (2017-20). Davis was a teammate of Vikings DL Jalyn Holmes in 2017.

COLLEGE

- Secured a starting role for the final 2 games of the 2018 season and was a full-time starter in 2019 and 2020, opening all 14 games in 2019.
- Named a team captain in 2020 and part of teams that went 13-1 in 2018, 13-1 in 2019 and 7-1 in 2020.
- His opening 2 starts of his career to cap the 2018 season came in the Big Ten Championship (vs. Northwestern) and the Rose Bowl (vs. Washington).


- Played a key role in OSU winning 3 Big Ten East division titles, 3 Big Ten titles and winning the Rose Bowl after the 2018 season.
- Helped Buckeyes to berths in the College Football Playoff in 2019 and 2020, falling to Clemson in the semi-final game in 2019 and advancing to the national title game in 2020 against Alabama. Ohio State topped Clemson in the 2020 semifinal 49-28 to earn a spot in the National Championship Game.
- Was a 2-time 1st-Team All-America, 2-time All-Big Ten Conference and the 2020 Big Ten Conference Rimington-Pace Offensive Lineman of the Year.
- Played in all 14 games and started 2 as a redshirt freshman in 2018 with 241 snaps on offense and 106 on special teams.
- Named Player of the Game in 2019 after a 28-17 win over Penn State where the Buckeyes logged 229 rushing yards and 2 TDs.

PREP

- Led St. John Bosco to a 13-2 season and the Division I CIF championship as a senior in 2016.
- Named *LA Times*' Southern California Player of the Year.
- Two-time member of the American Family Insurance All-US Football Team and a U.S. Army All-American.
- U.S. Army's Glenn Davis Award winner for epitomizing the Army's high standards for excellence in community service, education and athletic distinction.
- Rated #1 G prospect in nation as by Rivals, 247Sports and Scout.

DAVIS' CAREER GAMES/STARTS

Year	GP/GS
2017 (Ohio State)Redshirt
2018 (Ohio State)14/2
2019 (Ohio State)14/14
2020 (Ohio State)8/8
Totals36/24



Vikings 3rd-round pick Wyatt Davis is the grandson of Pro Football Hall of Famer Willie Davis, who played 12 seasons with Green Bay (1960-69) and Cleveland (1958-59). Davis was inducted in Canton in 1981.



93

PATRICK JONES II

POSITION: Defensive End
HEIGHT/WEIGHT: 6-4/262
DOB: 9-29-98
HOMETOWN: Chesapeake, VA

HIGH SCHOOL: Grassfield
COLLEGE: Pittsburgh
ACQUIRED: D3d (#90) 2020
NFL/VIKINGS SEASON: R

- Earned 2020 consensus All-America status and selected 1st-Team All-America by Sporting News and Walter Camp and 2nd-Team All-America from the AFCA and Associated Press.
• Semifinalist for the Bednarik Award and Lott Impact Trophy, awarded to the national defensive player of the year.
• Led the ACC and ranked 5th in the nation in sacks to finish his career with 22.0, 12th all-time at Pitt.
• Voted a Pitt captain by his teammates his final season in 2020.

OFF THE FIELD

- Son of Patrick and Angela Jones, has two sisters. Patrick Sr. was a U.S. Navy IT chief, where he spent most of his life overseas.
• Earned his bachelor's degree in administration of justice and is pursuing a second major in social sciences.
• Born in Yokosuka, Japan. After several relocations to bases in Jacksonville and Naples, Italy, the Jones family moved back to Japan where they stayed until December 2012.
• During his international travels with his family, he climbed Mount Vesuvius, skied in the German Alps and skated at an Olympic rink in Munich.
• Discovered football in Japan where Jones also played baseball, basketball and wrestling.

PRO

- Selected in 3rd round (#90 overall) of the 2021 NFL Draft, the 1st of 6 Panthers drafted, most in the ACC and tied for 8th nationally.
• Joins fellow Panther, DT Jalen Twyman, as a 2021 Vikings draft pick. The duo were teammates at Pitt from 2017-20. Also reunites with Vikings T Brian O'Neill who was drafted by Minnesota in the 2nd round in 2018 and was a Pitt teammate in 2016 and '17.
• Played in Senior Bowl on National team where he was teammates with future Vikings Cam Bynum and Tuf Borland, coached by the Dolphins staff.

COLLEGE

- Appeared in 48 games with 24 starts during Pitt career, starting every game over his final 2 seasons.
• Consensus All-America as a senior in 2020, led the ACC with 9.0 sacks, including a career-best 3.0 in a win over #24 Louisville.
• Had a 3-sack game vs. Boston College that earned him ACC Defensive Lineman of the Week in 2020.
• Earned 2nd-Team All-ACC in 2019 in his 1st season as a starter.
• Led Pitt in TFL, FFs and QB Hurries, ranking 2nd in sacks in 2019.
• Earned ACC Defensive Lineman of the Week vs. Duke in 2019 with 2.0 sacks, 2 FFs and 6 tackles.
• Led the ACC and #6 in the country with .31 FFs/game in 2019.

- Helped Panthers to an 8-5 mark, the best of his career, and a win over Eastern Michigan in the Quick Lane Bowl in Detroit.
• Played in all 14 games in 2018 and had first full sacks of his career, ending season with 4.0, with 1.0 in Sun Bowl vs. Stanford.
• Helped Pitt to a berth in ACC title game in 2018, falling to Clemson but earning a spot in Sun Bowl against Stanford.
• As a redshirt freshman in 2017, played in 10 of the 12 games as Pitt went 5-7, upsetting #2 Miami in the final game of the year.
• Redshirted in 2016.

PREP

- Earned 1st-Team All-State for Group 6A as a senior at Grassfield High and named Co-Defensive Player of the Year in Monitor-Merrimac Conference.
• Helped team to 8-4 mark as a senior and a playoff berth with 83 tackles, 12.5 TFL and 8.5 sacks.
• Rated #1 DE in Virginia by Scout, #25 overall prospect in Virginia by ESPN and #26 by Scout.



JONES' COLLEGIATE TOTALS

Table with 10 columns: Year, GP/GS, Solo, Asst., Total, Sacks, INTs, PBU, TFL, FF/FR. Rows include 2017, 2018, 2019, 2020, and Total.



26

KENE NGWANGWU

POSITION: Running Back
HEIGHT/WEIGHT: 6-1/213
DOB: 2-9-98
HOMETOWN: Frisco, TX

HIGH SCHOOL: Heritage
COLLEGE: Iowa State
ACQUIRED: D4a (#119) 2021
NFL/VIKINGS SEASON: R

- Named Co-Big 12 Scholar-Athlete of the year for 2020 after earning Academic All-Big 12 on 3 occasions during his career.
- Did not miss a game (38) over his final 3 seasons at Iowa State.
- Established himself as one of the top KO returners in the nation as a true freshman in 2016, averaging 26.4 yards per return.

OFF THE FIELD

- Name is pronounced ken-A wahn-goo.
- Brother, Emeka, ran track at UT-Arlington.
- Majored in mechanical engineering.
- Named Co-Big 12 Scholar-Athlete of the year for 2020 after earning Academic All-Big 12 on 3 occasions during his career.

PRO

- Drafted by Vikings with the 1st of 3 picks in the 4th round.
- Part of 11-member Vikings 2021 Draft class, tied for the biggest in the NFL in 2021.

COLLEGE

- Ended Iowa State tenure with school-record 2,470 career KO return yards, the 3rd-best mark in Big 12 history.

- Capped final season with a 28.9 yard average on KO returns, the 2nd-best mark in Cyclones history for a season.
- Ran for 774 career yards and 4 TDs.
- Named 2nd-Team All-Big 12 by conference coaches and was Honorable Mention by league coaches in 2016 and 2020.
- Had career day rushing as a senior with 77 yards against West Virginia.
- Had 1 carry, a 49-yard TD vs. TCU as a senior, his career-long run.
- As a true freshman in 2016, had 5 KOR of 40+ yards, including a 97-yard TD vs. West Virginia, the 3rd-longest in Cyclones history.

PREP

- Consensus 3-star recruit by Rivals, ESPN, 247Sports at Heritage High in Frisco, TX.
- Named team MVP as a junior and senior and all-district choice, rushing for over 1,300 yards in each season.
- Won the Class 5A state title as a senior with a high jump of 6-10 and was runner-up as both a junior and sophomore at 6-8.



43

CAMRYN BYNUM

POSITION: Safety
HEIGHT/WEIGHT: 6-0/200
DOB: 7-19-98
HOMETOWN: Corona, CA

HIGH SCHOOL: Centennial
COLLEGE: California
ACQUIRED: D4b (#125) 2021
NFL/VIKINGS SEASON: R

- Only Cal player to start all 42 games from 2017-20, all at CB.
- A 2-time team captain as a 2019 junior and 2020 senior.
- Posted career totals of 188 tackles, 8.0 TFLs, 0.5 sacks, 6 INTs and 29 PBUs, tied for 4th in Cal history.
- Led Cal in PBU and PD each season from 2017-19.

OFF THE FIELD

- Graduated from Cal in American studies in December of 2020.
- High school teammate with Vikings LB Troy Dye for a year.

PRO

- Selected in the 4th round (#125 overall) by the Vikings in the 2021 NFL Draft, the only DB selected by the club.
- Transitioning from CB in college to S in the NFL.

COLLEGE

- Helped Bears to bowl berths in 2018 and 2019, winning the RedBox Bowl vs. Illinois to cap an 8-5 season in '19. Fell to TCU in CheezIt Bowl in a 7-6 2018 season.
- A 1st-team All-Pac-12 pick by the coaches and Honorable Mention All-Pac-12 by Pro Football Focus as a senior in 2020.
- Started all 4 games in COVID-19-shortened 2020 season with 19 tackles, 2.0 TFL, 1 INT that he returned a career-long 20 yards.
- Had a career-high 63 tackles and 3.0 TFL while matching career-best 13 starts in 2019.
- Had career high 10 PBU and 12 PD through 13 games in 2018 and tied career-high with 2 INTs.

- Earned Cal's Bob Simmons Award as the Most Valuable Freshman and was 1 of 3 defenders to start all 12 games in 2017.
- Tied for team lead in INTs (2) and ranked 5th in tackles (58) along with his lone career sack (0.5), posted at North Carolina in his 1st career game and start in 2017 after redshirting in 2016.

PREP

- Compiled 2-season totals of 136 tackles, 6 INTs for Centennial High teams that went 27-4 with a 10-0 Big VIII League mark.
- Won 2 conference titles and added a Southern Section Pac 5 crown and an appearance in the state championship game during his 2015 senior campaign before finishing the season ranked No. 2 nationally, according to MaxPreps.



95

JANARIUS ROBINSON

POSITION: Defensive End
HEIGHT/WEIGHT: 6-5/260
DOB: 5-4-98
HOMETOWN: Panama City, FL

HIGH SCHOOL: Bay
COLLEGE: Florida State
ACQUIRED: D4c (#134) 2021
NFL/VIKINGS SEASON: R

- Hurricane Michael destroyed his family's home in Panama City in 2018 and his family's new home was finished in 2020.
- Name is pronounced Ja-NAR-us.

OFF THE FIELD

- Graduated from FSU with a bachelor's degree in sport management in December of 2019, becoming the first in his family to graduate college.
- Hurricane Michael destroyed his family's home in Panama City in 2018 and his family's new home was finished in 2020.

PRO

- Selected in the 4th round (#134 overall) of the 2021 NFL Draft.
- The 2nd of 3 Vikings DL drafted in 2021.

COLLEGE

- Helped FSU to an Independence Bowl win over Southern Miss to cap a 7-6 season in 2017 and fell to Arizona State in the Sun Bowl following 2019 season.
- Played under 3 head coaches during FSU tenure.
- 2020 All-ACC Academic Team and Seminole Scholar.

- Started all 9 games, recorded 26 tackles, 7.0 TFL with 3.0 sacks, 5 QBH, 2 PBU and 1 blocked kick in 2020.
- Led team in sacks and hurries and was 2nd in TFL in 2020.
- 2020 All-ACC Academic Team and Seminole Scholar.
- Appeared in all 13 games with 11 starts, recording 48 tackles, 9.0 TFL with 3.0 sacks, 2 FFs, 2 FRs, 3 QBH and 1 PBU in 2019, ranking 3rd in ACC in FRs and led FSU in TFLs.
- Appeared in all 12 games, with 8 starts, recording 27 tackles, 3.0 TFL, 1.0 sack, 4 QBHs and 1 PBU in 2018.
- Played in 8 games as a redshirt freshman in 2017, notching a sack and 3 tackles after redshirting in 2016.

PREP

- Played in U.S. Army All-American Bowl in January 2016.
- Totaled 7.0 sacks in his senior season, leading Bay High School to the playoffs for the first time in a decade.
- Collected USA TODAY All-USA Florida 1st-Team honors in 2015.
- Amassed 98 total tackles (69 solo), 8.0 sacks, 4 FFs, a pair of blocked FGs, and a FR in 3 years.



15

IHMIR SMITH-MARSETTE

POSITION: Wide Receiver
HEIGHT/WEIGHT: 6-1/180
DOB: 8-29-99
HOMETOWN: Newark, NJ

HIGH SCHOOL: Weequahic
COLLEGE: Iowa
ACQUIRED: D5a (#157) 2020
NFL/VIKINGS SEASON: R

- Named Big Ten's Rodgers-Dwight Return Specialist of the Year in 2018 and 1st-Team All-Big Ten return specialist by media.
- Scored on 98 and 95-yard KORs during his Iowa career.

OFF THE FIELD

- Majored in sport and recreation management.
- Interested in helping charities that benefit the homeless.

PRO

- Was the only WR drafted by the Vikings in 2021 and part of 44-member Big Ten draft class, 2nd-only to the SEC's 65.
- Joins QB Nate Stanley from 2020 marking consecutive seasons the Vikings have drafted an Iowa player.


COLLEGE

- Left Iowa with a 28.7 KOR avg, 2nd all-time in the Big Ten.
- Had 1,520 career KOR yards with 1,615 career receiving yards and 274 yards on the ground, #10 in Iowa career all-purpose yards.
- In 2019 Holiday Bowl vs. USC, scored by rush/receive/return, only the 2nd Hawkeye to do so, en route to being named Holiday Bowl Offensive MVP.
- Was Honorable Mention All-Big Ten in 2019 and 2020 by league coaches and media.

- Was a 2018 2nd-Team All-Big Ten by AP as an all-purpose player and honorable mention as a WR by conference media.
- Made 1st career start and scored opening 2 TDs of his career at Iowa State in annual Cy-Hawk Trophy game, a 44-41 OT win in only his 2nd career game as a true freshman.

PREP

- Helped Weequahic go 12-0 and win state title as a senior and was the lone Division I player to come out of his high school team.
- Standout in track as a hurdler.



40

ZACH DAVIDSON

POSITION: Tight End
HEIGHT/WEIGHT: 6-7/243
DOB: 7-15-98
HOMETOWN: Webb City, MO

HIGH SCHOOL: Webb City
COLLEGE: Central Missouri
ACQUIRED: D5b (#168) 2021
NFL/VIKINGS SEASON: R

- One of best TEs in Division II in 2019 was a consensus 1st-Team All-America, but 2020 season was cancelled due to Covid-19.
- Earned 3 straight All-MIAA honors as a punter from 2017-19.
- Holds top spots among TEs in the Mules record book for TD catches in a game (4), TD catches in a season (15), receiving yards in a game (225) and highest season punting average (44.3).
- As a punter, had 137 punts for a 42.4 avg. with 48 inside the 20 and 29 of 50+ yards without a blocked punt in his career.

OFF THE FIELD

- Majored in sport management.
- Enjoys fishing in his free time.

PRO

- Selected in the 5th round (#168 overall) of the 2021 NFL Draft, marking the 2nd straight season the Vikings drafted a player from the Division II Missouri Intercollegiate Athletic Association, joining Washburn's Kyle Hinton in 2020.
- Is the 12th Mule to be drafted into the NFL and the 1st since TE Delanie Walker by San Francisco in 2006 and the 2nd-highest drafted player (#168) from Central Missouri, only trailing DE Roderick Green (#153 to Baltimore) from the 2004 NFL Draft.

COLLEGE

- Began UCM career as a punter, eventually working into the lineup at TE starting in 2018. Played in 36 career games.

- As a junior in 2019, finished with 40 catches for 894 yards and 15 receiving TDs, a Mules record. His TDs (15) along with yards per catch (22.3) ranked in the top-10 in Division II. Caught a career-high 4 TDs at Missouri Southern and recorded a TD in 9 of the 13 games.
- Had 3 games of 100+ yards and a career-high 225 at Missouri Western, the best by a UCM TE and 4th most overall.
- Continued to punt for the Mules in 2019, downing 19 punts inside the 20, had 9 of 50+ yards and a career-long 67-yarder.
- Led the MIAA with a 42.8 avg. in 2018 with 15 inside the 20 and 9 of 50+. Named 2nd-Team All-Central Region and All-MIAA.
- Got his first action at TE in 2018, catching 11 passes for 239 yards (21.7 avg) and 3 TDs with season-high 87 yards at Pitt State.
- Punted in 2017 and set team-record 44.3 avg., 2nd in the nation in Division II. Recorded 11 punts of 50+ and 14 inside the 20 for the season to earn 2nd-Team All-MIAA.

PREP

- First-team All-State, All-District and All-Conference as a senior at Webb City High in suburban Joplin, MO.
- Helped lead the Cardinals to 2 state championships, 3 district titles and 3 conference championships.



76

JALEN TWYMAN

POSITION: Defensive Tackle
HEIGHT/WEIGHT: 6-2/293
DOB: 7-19-99
HOMETOWN: Washington, DC

HIGH SCHOOL: H.D. Woodson
COLLEGE: Pittsburgh
ACQUIRED: D6 (#199) 2021
NFL/VIKINGS SEASON: R

- Named 2nd-Team All-America and 1st-Team All-ACC for 2019 sophomore campaign.
- Opted out of his 2020 college season at Pitt.
- In 2019, became the 1st DT to lead Pitt in sacks (10.5) since Aaron Donald in 2013.

OFF THE FIELD

- Majored in communications.
- Uncle, Parnell Motley, played cornerback at Oklahoma (2016-19).

PRO

- Drafted in 6th round (#199 overall), the 3rd DL taken by team.
- Joins fellow Pitt lineman Patrick Jones II as a 2021 Vikings draft pick and reunited with former 2017 Panthers teammate T Brian O'Neill with the Vikings.

COLLEGE

- Started 14 of the 26 games he played at Pitt, playing in 2018 and 2019 before opting out for the 2020 season.
- Started all 13 games in 2019, notching career-best and team-high 10.5 sacks en route to 2nd-Team All-America honors from Associated Press, Football Writers Association and Walter Camp.
- Earned 1st-Team All-ACC in '19 and was named Outland Trophy National Defensive Player of the Month for September.

- Was 1st Pitt DT since Aaron Donald (11.0 in 2013) to lead the team in sacks with his 10.5 in 2019.
- Tied for team-best with 12 TFLs and had 41 tackles in 2019.
- Honored as the ACC Defensive Lineman of Week for his 2.5-sack performance against North Carolina.
- Had 3.0 sacks against Ohio, the most by a Pitt player since 2015 and the highest sack total by a Pitt DT since Aaron Donald had 3.0 vs. Utah in 2011.
- Played in 13 games and made 1st career start vs. Duke in 2018.
- Had 16 tackles, 1.5 TFLs and 0.5 sack, sharing his 1st sack against Clemson in ACC title game along with 4 tackles.
- Redshirted in 2017.

PREP

- Had 91 tackles and 8.0 sacks as a senior to lead H.D. Woodson to an 11-2 record, the DCIAA title and the D.C. State Class AA final.
- Helped the Warriors to a combined 31-10 record and DCIAA titles in his final 3 seasons.
- Named the No. 4 overall prospect in Washington D.C. by ESPN and No. 5 by Rivals, Scout and 247Sports.
- MVP in the Offense-Defense All-American Bowl in Atlanta.

2021 VIKINGS ROOKIE FREE AGENTS

#60 Turner Bernard // LS // San Diego State 6-1, 230 // Glendale, AZ

- Played in 51 career games for Aztecs, handling long snapping duties full-time for his final 4 seasons (2017-20).
- Opened true freshman season in 2016 as club's long snapper but was injured after 4 games and used redshirt for the season
- Helped SDSU go 4-4 in COVID-shortened 2020 campaign and snapped to 2nd-Team All-Mountain West P Tanner Kuljian and Honorable Mention K Matt Ariaza.
- Played in all 13 games as a junior in 2019 and earned 1st-Team All-MWC from Phil Steele Magazine.
- Helped K Matt Ariaza and P Brandon Heicklen to Honorable Mention All-MWC honors in 2019.
- SDSU played in 3 straight bowl games from 2017-19, topping Central Michigan in the New Mexico Bowl to cap the 2019 season.
- Team went 10-3 in 2017 and 2019, falling to Army in the Armed Forces Bowl in dramatic fashion 42-35 in 2017.
- Played in Under Armour All-America game after high school career at Mountain Ridge High in Glendale, AZ, where he was a 2-time All-State performer as a snapper.
- Majored in interdisciplinary studies at SDSU.
- Father was a coach at his high school, where future NFL star Ritchie Incognito was one of his players.

#47 Tuf Borland // LB // Ohio State 6-1, 230 // Bolingbrook, IL

- Started 31 of the 49 career games he played at Ohio State, joining only J.T. Barrett in Buckeye history as a 3-time captain.
- Teammate with fellow 2021 Vikings rookie Wyatt Davis at OSU.
- Named Honorable Mention All-Big Ten his final 3 seasons (2017-20), by league coaches and media.
- Earned Academic All-Big Ten 4 times, 2017-20.
- Helped Ohio State to Big Ten titles and a berth in the 2020 National Championship game vs. Alabama.
- Ended Buckeye career with 228 tackles, 19 TFLs and 6.5 sacks.
- Earned bachelor's degree in human development and family science and a master's degree in sports coaching at OSU, playing the 2020 season as a grad student.
- Helped Bolingbrook, IL High to state playoffs each of his 4 seasons and was named All-State by Chicago Tribune 2 times.
- A 4-star recruit by 247Sports and Scout, also played baseball and basketball.
- Father, Kyle Borland, was a LB at Wisconsin, in the USFL with the Michigan Panthers ('83, '84) and the LA Rams in 1987.

#49 Christian Elliss // LB // Idaho 6-3, 231 // Highlands Ranch, CO

- Earned 1st-Team All-Big Sky as a junior and senior, playing in 5 of Idaho's 6 games in the spring of 2021 after the 2020 season was postponed due to Covid-19.
- Full-time starter at LB for Vandals his final 3 seasons, earning 3rd-Team All-Big Sky as a sophomore in 2018 when he led team in tackles with 81 tackles.
- Had career-high 104 stops as a junior in 2019, including career-high 14 tackles against Portland State.
- Played final college game on 4/10/21 vs. Eastern Washington, then focusing the NFL Draft that started 12 days later.
- Played in 11 of 12 games as a true freshman in 2017.
- Helped Valor Christian to a Colorado state title as a senior and was named South Metro Co-Defensive Player of the Year.

- Played in 2017 Polynesian Bowl in Hawaii, an all-star game for high school players of Polynesian descent.
- Father, Luther, played 9 years of DL in the NFL, 1995-03 with Detroit and in 2004 in Denver, earning Pro Bowl honors in 1999 and 2000. He was drafted in the 1st round by Detroit in 1995 and is currently Idaho's DL coach.
- Brothers, Kaden and Noah, played at Idaho. Kaden was drafted in 7th round of 2019 by New Orleans and plays LB for the Saints.

#62 Zeandae Johnson // DT // California 6-4, 278 // Fresno, CA

- Played in 41 games during Cal career, including playing in all 30 games with 18 starts from 2018-20.
- Started the 4 games of the COVID-shortened 2020 season, his 6th season at Cal after being granted an extra season of eligibility after losing the 2017 campaign to injury.
- Ended career with 59 tackles, 9.5 TFL, 5.5 sacks, including career-highs in 2019 with 29 tackles, 5.0 TFL and 3.5 sacks.
- Played in 2021 Hula Bowl all-star game in Honolulu.
- Played in all 13 games in 2018 and 2019, earning Honorable Mention All-Pac 12 in 2019, starting 12 contests that season.
- Earned Outstanding Defensive Player in RedBox Bowl win over Illinois to cap 2019 season.
- Redshirted as a freshman at Cal in 2015.
- Standout DE/TE at Central High in Fresno, winning Tri-River League titles 3 times from 2012-14.
- Name is pronounced zee-ON-day.
- Graduated with pair of bachelor's degrees in December 2020, American studies and legal studies and aspires to attend law school in the future.

#87 Myron Mitchell // WR // Alabama-Birmingham 6-1, 180 // Jasper, AL

- Earned Honorable Mention All-Conference USA as a junior and senior, garnering honors as a WR and KR in 2020.
- Transferred to UAB in 2018 after spending 2016-17 at Butler Community College in Kansas.
- Helped UAB win Conference-USA title in Covid-shortened 2020 season with win over Marshall on their home field in the title game, ending the season with a 6-3 mark.
- UAB was slated to face South Carolina in the 2020 Gasparilla Bowl but the game was cancelled.
- Blazers went 9-5 in 2019, falling to Florida Atlantic in C-USA championship game and lost New Orleans Bowl to Appalachian State.
- As a junior in 2019, scored 4 receiving TDs and 1 on a 98-yard KOR vs. Alabama State in season opener, his 1st game for UAB.
- Helped Butler rank as high as #7 nationally in 2017, going 8-3 that season and 7-5 in 2016.
- Averaged over 16 yards per catch as a senior at Jasper, AL High, with 11 TDs to rank as the #49 player in the state by MaxPreps.
- Played for Jasper High Vikings, the same mascot as in the NFL.

#6 Riley Patterson // K // Memphis 6-0, 190 // Edwardsville, IL

- Left Memphis ranked 2nd in school history with 432 points, tied the Tigers record with a 56-yard FG and tied school mark with 6 FG day and 21 kicking points vs. Penn State in Cotton Bowl to cap 2019.
- Played at Memphis in 2019 and 2020 under former Vikings assistant coach Ryan Silverfield.

- Career 64-of-82 on FGs, 240-of-246 on PATs, tied for 4th in school history on FGs made, 2nd in FG accuracy at 77.1%. Holds Memphis top mark with 23 FGs made and holds record for kicking points with 134 in 2019.

- Holds school record with 21 kicking points in a game and 6-of-6 FGs, both vs. Penn State in Cotton Bowl and made 10 PATs in a game, the 2nd-best mark in team history.

- Named 1st-Team All-American Athletic Conference as a junior in 2019 after a career year, hitting 23-of-25 FGs and 65-of-66 PATs, including making 64 straight PATs to end the season.

- Played in Senior Bowl to cap 2020 season after he tie team record 56-yard FG at SMU, had game-winning 47-yard walk off FG from vs. Houston and winning PAT vs. USF in comeback win.

- Scored 121 points in 2018 on 15-of-20 FGs, 76-of-79 PATs and helped team set UM scoring record with 601 points, including 52-yard FG at Missouri.

- Scored 96 points in 2017, going 11-of-16 on FGs and 63-of-64 on PATs and scored 13 points in American title game vs. UCF.

- Ranked as nation's #9 kicker by 247Sports and #11 by ESPN as a senior at Edwardsville High in Edwardsville, IL.

- Earned All-Conference as a junior and senior as a punter and kicker at Edwardsville, booting a 54-yard FG as a junior.

- Earned degree in supply chain management at Memphis.

- Buffalo Bills DE A.J. Epenesa is a 2nd cousin.

#16 Whop Philyor // WR // Indiana 5-11, 181 // Tampa, FL

- Started 22 of his 38 career games for the Hoosiers, leaving IU ranked #4 in catches (180), #4 in 100+ games (7), #9 in receiving yards (2,067) and 16th in receiving TDs (12).

- Key to Hoosiers 6-2 record in COVID-shortened season, notching wins over ranked opponents Penn State (#8), Michigan (#23) and Wisconsin (#16), only losing to eventual national champ runner-up Ohio State and Mississippi in Outback Bowl.

- Left IU with 180 catches for 2,067 yards and 12 TDs, going 54-495-3 as a senior, 70-1002-5 as a junior, 23-235-1 as a sophomore and 33-335-3 as a true freshman in 2017.

- Named Honorable Mention All-Big Ten by coaches and media in 2020 and earned 2nd-Team (coaches) and 3rd-Team (media) as a junior in 2019.

- As a senior, led Big Ten with 54 catches after ranking 3rd in conference with career-high 70 catches in 2019. Capped IU career with school and Big Ten bowl record and Outback Bowl record 18 catches for 81 yards against Mississippi.

- Was the 7th IU WR to hit the 1,000-yard mark and set a school record with 3 games of 10+ catches as a junior.

- Set IU records for true freshmen with 33 catches and 3 TDs.

- Helped Plant High in Tampa to the Class 7A state title game and named 1st-Team All-State when he had 91 catches for 1,329 yards and 20 TDs.



- Majored in liberal studies.

- Mister Elias De'Angelo Philyor, goes by childhood nickname, Whop, based on his affinity for Burger King Whoppers.

#13 Blake Proehl // WR // East Carolina 6-1, 190 // Charlotte, NC

- Started 22 of the 31 games he played at ECU, hauling in 130 catches for 1,576 yards and 9 TDs.

- Averaged 12.1 ypc over his career with 16 going for 20+ yards.

- Capped career with a 24-game streak with a catch.

- Led ECU with 577 yards on 47 catches with 4 TDs as a junior in 9-game season with 7 starts in 2020 and had career-best 182 yards on 13 catches vs. Tulane.

- Had 11 catches against Georgia State in 2020 along with blocking a punt and returning it for a TD in the game.

- Led team as a sophomore in 2019 with 54 catches and 4 TDs, ranking 3rd on Pirate crew with 670 yards, posting 100+ yards vs. Old Dominion and Cincinnati.

- Bounced back from missing 2017 due to injury with 29 catches, 329 yards and 1 TD in 2018.

- Had 14 TDs on 80 catches with 1,424 yards during prep career at Providence, with 12 of the TDs as a senior on 52 catches with 1,016 yards.

- Proehl is the son of former NFL WR Ricky Proehl, who had 669 catches for 8,878 yards and 54 TDs with 6 clubs, winning Super Bowl titles with St. Louis (1999) and Indianapolis (2006).

- Brother, Austin, played at North Carolina and is currently with the LA Chargers. Austin broke into the NFL in 2018 with Buffalo.

- Earned degree from ECU in December 2020 in communications.

#36 A.J. Rose // RB // Kentucky 6-1, 212 // Cleveland, OH

- Started 24 straight games to end Wildcat career and played in 44, leaving UK ranked #10 in career rushing with 1,971 yards and ranks #3 with a 5.8 ypc average.

- Broke the 100-yard rushing mark 7 times in his career, including 3 as a senior in 2020 with a career-best 148 against NC State in the Gator Bowl en route to game MVP honors.

- Had 100+ yard game against South Carolina (101) and Ole Miss (117) in 2020.

- Ranked 2nd on team in 2020 with 666 yards on 106 carries (6.3 avg) and 2 TDs after a 2019 campaign where he ranked 2nd on team with 826 yards on 149 carries and 6 TDs.

- Played in all 13 games as a sophomore in 2018 and saw action in 7 as a redshirt freshman in 2017.

- Earned spot in the Ohio North-South All-Star Classic following senior year at Cleveland's Garfield Heights High.



A pair of Vikings rookie free agents, WR Blake Proehl and LB Christian Elliss, are the sons of former NFL players Ricky Proehl and Luther Elliss. The elder Proehl won Super Bowl titles with St. Louis and Indianapolis and Elliss was a 1st-round draft pick by Detroit in 1995, earning Pro Bowl honors in 1999 and 2000. Both Blake and Christian also have brothers in the NFL, Austin Proehl is a WR with the LA Chargers and Kaden Elliss is a LB with New Orleans.

- Played QB as a senior following injury to starter, ending season with 616 yards and 10 TDs passing along with 770 rushing and 12 TDs, ranking as the #34 athlete in Ohio by 247Sports and rated as a 3-star recruit.
- Earned prestigious Eagle Scout in 2014, his project focused on collecting items for Ronald McDonald House.
- Earned degree in community and leadership development.

#66 Jordan Scott // DT // Oregon 6-1, 318 // Largo, FL

- Started 42 of his 47 career games at Oregon, including starting 5 of 7 games in Covid-shortened 2020 season.
- Ended Ducks career with 109 tackles, 4.0 sacks and 13 TFLs, notching career-high 34 tackles and 2.0 sacks as a true freshman in 2017.
- Helped Oregon to 12-2 mark, Pac 12 title with a win over Utah in championship game and won the Rose Bowl over Wisconsin in a strong 2019 campaign.
- Ducks topped Michigan State in Red Box Bowl to end 2018 season. Went to Fiesta Bowl as a senior against Iowa State and Las Vegas Bowl against Boise State as a freshman.
- Named to Football Writers Freshman All-America team in 2017 and Ducks Freshman of the Year as voted by teammates.
- Named 2nd-Team *Associated Press* All-Pac 12 in 2018.
- Teammates at Oregon with Travis Dye, the younger brother of Vikings LB Troy Dye
- Earned 1st-Team All-State in Florida Class 7A as a junior when he had 9.0 sacks at Pinellas Park High.
- Ranked #51 DT in the nation by ESPN and was consensus 3-star recruit.


#82 Shane Zylstra // TE // Minnesota State 6-4, 230 // Spicer, MN

- Ended Minnesota State career as the Maverick's leader in receptions (227), receiving yards (4,297) and receiving TDs (54), transitioning from collegiate WR to TE with the Vikings.

- Scored 330 points in his career, the 3rd-best in MSU history.
- In 2019, set MSU season records for catches (81), receiving yards (1,676) and TDs (18).
- Earned 1st-Team All-America from AP in 2019 and 2nd-Team All-America by the AFCA, D2Football.com and D2CCA.
- Twice named CoSIDA 1st-Team Academic All-America and 3-time All-Academic team honoree by the Northern Sun Conference.
- Helped Mavericks to Division II national title game against West Florida as a senior in 2019, falling 48-40.
- Set career-high with 11 catches in national championship game and career-best 220 yards came in 2019 vs. Minnesota-Duluth. He had career-high 3 TDs in a game on 4 occasions.
- Minnesota native earned All-State honors at New London-Spicer High in rural central Minnesota.
- Older brother, Brandon, is a WR with the Carolina Panthers after starting his NFL career with the Vikings in 2018.
- Earned bachelor's degree from MSU in biology.
- Married to Gabriel, has a son, Brooks.



Turner Bernard



Tuf Borland



Christian Ellis



Zeandae Johnson



Myron Mitchell



Riley Patterson



Whop Philyor




Blake Proehl



A.J. Rose



Jordan Scott



Shane Zylstra

2021 VIKINGS ROSTER

No.	Name	Pos	Ht	Wt	Birthdate	Exp	College	HS Hometown	Acquired
1.	Greg Joseph	K	6-0	210	8/4/94	4	Florida Atlantic	Boca Raton, FL	FA '21
2.	Britton Colquitt	P	6-3	210	3/20/85	12	Tennessee	Knoxville, TN	FA '19
3.	Jake Browning	QB	6-2	210	4/11/96	2	Washington	Folsom, CA	UOFA '19
5.	Tye Smith	CB	6-0	195	5/3/93	6	Towson	Raleigh, NC	FA '21
6.	Riley Patterson	K	6-0	190	9/7/98	R	Memphis	Edwardsville, IL	UOFA '21
7.	Patrick Peterson	CB	6-1	203	7/11/90	11	LSU	Fort Lauderdale, FL	FA '21
8.	Kirk Cousins	QB	6-3	202	8/19/88	10	Michigan State	Holland, MI	FA '18
9.	Sheldon Richardson	DT	6-3	294	11/29/90	9	Missouri	St. Louis, MO	FA '21
11.	Kellen Mond	QB	6-3	211	6/22/99	R	Texas A&M	San Antonio, TX	D3a '21
12.	Chad Beebe	WR	5-10	183	6/1/94	4	Northern Illinois	Aurora, IL	UOFA '18
13.	Blake Proehl	WR	6-1	190	1/12/99	R	East Carolina	Charlotte, NC	UOFA '21
14.	Nate Stanley	QB	6-4	235	8/26/97	1	Iowa	Menomonee, WI	D7b '20
15.	Ihmir Smith-Marsette	WR	6-1	180	8/29/99	R	Iowa	Newark, NJ	D5a '21
16.	Whop Philyor	WR	5-11	181	7/31/98	R	Indiana	Tampa, FL	UOFA '21
17.	K.J. Osborn	WR	5-11	203	6/10/97	2	Miami	Ypsilanti, MI	D5b '20
18.	Justin Jefferson	WR	6-1	202	6/16/99	2	Louisiana State	St. Rose, LA	D1a '20
19.	Adam Thielen	WR	6-2	200	8/22/90	8	Minnesota State	Detroit Lakes, MN	UOFA '13
20.	Jeff Gladney	CB	5-10	191	12/12/96	2	TCU	New Boston, TX	D1b '20
21.	Bashaad Breeland	CB	5-11	195	1/30/92	8	Clemson	Allendale, SC	FA '21
22.	Harrison Smith	S	6-2	214	2/2/89	10	Notre Dame	Knoxville, TN	D1b '12
23.	Xavier Woods	S	5-11	212	7/26/95	5	Louisiana Tech	West Monroe, LA	FA '21
24.	Mackensie Alexander	CB	5-10	192	11/12/93	6	Clemson	Immokalee, FL	FA '21
25.	Alexander Mattison	RB	5-11	220	6/19/98	3	Boise State	San Bernardino, CA	D3 '19
26.	Kene Nwangwu	RB	6-1	213	2/9/98	R	Iowa State	Frisco, TX	D4a '21
27.	Cameron Dantzler	CB	6-2	188	9/3/98	2	Mississippi State	Hammond, LA	D3a '20
29.	Kris Boyd	CB	5-11	200	9/12/96	3	Texas	Gilmer, TX	D7a '19
30.	C.J. Ham	FB	5-11	235	7/22/93	6	Augustana	Duluth, MN	UOFA '16
31.	Ameer Abdullah	RB	5-9	203	6/13/93	7	Nebraska	Homewood, AL	W (DET) '18
32.	Cameron Smith	LB	6-2	235	3/26/97	3	Southern California	Granite Bay, CA	D5 '19
33.	Dalvin Cook	RB	5-10	210	8/10/95	5	Florida State	Miami, FL	D2 '17
34.	Jake Bargas	FB	6-2	250	11/28/96	2	North Carolina	Boca Raton, FL	UOFA '20
35.	Luther Kirk	S	6-2	195	11/7/96	2	Illinois State	Garland, TX	P5 '20
36D.	Amari Henderson	CB	6-1	180	9/8/97	1	Wake Forest	Charlotte, NC	FA '21
36D.	A.J. Rose Jr.	RB	6-1	212	10/14/97	R	Kentucky	Cleveland, OH	UOFA '21
37.	Dylan Mabin	CB	6-1	195	9/14/97	2	Fordham	Macedonia, OH	P5 (LV) '20
38.	Harrison Hand	CB	5-11	197	11/12/98	2	Temple	Cherry Hill, NJ	D5a '20
39.	Parry Nickerson	CB	5-10	182	10/11/94	4	Tulane	Algiers, LA	FA '21
40.	Zach Davidson	TE	6-7	243	7/15/98	R	Central Missouri	Webb City, MO	D5b '21
41.	Chazz Surratt	LB	6-2	230	2/16/97	R	North Carolina	Denver, NC	D3b '21
42.	Andrew DePaola	LS	6-1	220	7/28/87	7	Rutgers	Parkton, MD	FA '20
43.	Camryn Bynum	S	6-0	200	7/19/98	R	California	Corona, CA	D4b '21
44.	Josh Metellus	S	5-11	209	1/21/98	2	Michigan	Pembroke Pines, FL	D6b '20
45.	Troy Dye	LB	6-3	231	9/18/96	2	Oregon	Norco, CA	D4c '20
46.	Myles Dorn	S	6-2	205	6/25/98	2	North Carolina	Charlotte, NC	UOFA '20
47.	Tuf Borland	LB	6-1	230	3/23/98	R	Ohio State	Bolingbrook, IL	UOFA '21
48.	Blake Lynch	LB	6-3	235	2/14/97	2	Baylor	Gilmer, TX	UOFA '20
49.	Christian Elliss	LB	6-3	231	1/2/99	R	Idaho	Highlands Ranch, CO	UOFA '21
50.	Hercules Mata'afa	DE	6-2	254	9/18/95	4	Washington State	Lahaina, HI	UOFA '18
51.	Wyatt Davis	G	6-4	326	2/17/99	R	Ohio State	Bellflower, CA	D3c '21
52.	Mason Cole	OL	6-5	292	3/28/96	4	Michigan	Tarpon Springs, FL	T (ARZ) '21
54.	Eric Kendrick	LB	6-0	232	2/29/92	7	UCLA	Fresno, CA	D2 '15
55.	Anthony Barr	LB	6-5	255	3/18/92	8	UCLA	San Pedro, CA	D1a '14
56.	Garrett Bradbury	C	6-3	305	6/20/95	3	North Carolina State	Charlotte, NC	D1 '19
57.	Ryan Connelly	LB	6-2	236	10/23/95	3	Wisconsin	Eden Prairie, MN	W '20
58.	Jordan Bradford	DE	6-3	252	10/9/95	3	Oklahoma State	Tulsa, OK	P5 (WAS) '20
59.	Nick Vigil	LB	6-2	235	8/20/93	6	Utah State	Plain City, UT	FA '21
60.	Turner Bernard	LS	6-1	230	8/14/98	R	San Diego State	Glendale, AZ	UOFA '21
61.	Evin Ksziezarczyk	TE	6-6	311	6/8/97	1	Buffalo	West Seneca, NY	UOFA '21
62.	Zeandae Johnson	DT	6-4	278	6/15/97	R	California	Fresno, CA	UOFA '21
63.	Cohl Cabral	C	6-5	300	2/11/98	1	Arizona State	Rancho Cucamonga, CA	W (HOU) '21
64.	Blake Brandel	T	6-7	307	1/23/97	1	Oregon State	Milwaukie, OR	D6a '20
65.	Zack Bailey	OL	6-5	299	11/8/95	3	South Carolina	Summerville, SC	P5 '20
66.	Jordon Scott	DT	6-1	318	12/25/98	R	Oregon	Largo, FL	UOFA '21
68.	Kyle Hinton	G	6-2	295	2/27/98	2	Washburn	Peoria, AZ	D7d '20
69.	Rashod Hill	T	6-6	313	11/12/92	6	Southern Mississippi	Jacksonville, FL	P5 (JAX) '16
71.	Christian Darrisaw	T	6-5	323	6/2/99	R	Virginia Tech	Upper Marlboro, MD	D1 '21
72.	Ezra Cleveland	G	6-6	311	5/8/98	2	Boise State	Spanaway, WA	D2 '20
73.	Dru Samia	G	6-5	308	8/22/97	3	Oklahoma	West Sacramento, CA	D4 '19
74.	Olisaemeka Udoh	T	6-6	325	2/14/97	3	Elon	Fayetteville, NC	D6c '19
75.	Brian O'Neill	T	6-7	297	9/15/95	4	Pittsburgh	Wilmington, DE	D2 '18
76.	Jaylen Twayman	DT	6-2	293	7/19/99	R	Pittsburgh	Washington, D.C.	D6a '21
78.	Dakota Dozier	G	6-4	312	4/30/91	8	Furman	West Columbia, SC	FA '19
79.	Kenny Willkes	DE	6-3	264	7/22/97	2	Michigan State	Rockford, MI	D7a '20
81.	Bisj Johnson	WR	6-0	204	3/17/97	3	Colorado State	Lakewood, CO	D7c '19
82.	Shane Zylstra	TE	6-4	230	11/16/96	R	Minnesota State	Spicer, MN	FA '21
83.	Tyler Conklin	TE	6-3	254	7/30/95	4	Central Michigan	Chesterfield, MI	D5a '18
84.	Irv Smith Jr.	TE	6-2	242	8/9/98	3	Alabama	New Orleans, LA	D2 '19
85.	Dan Chisena	WR	6-3	202	2/25/97	2	Penn State	Downington, PA	UOFA '20
86.	Brandon Dillon	TE	6-5	250	4/30/97	2	Marian	Flora, IN	UOFA '19
87.	Myron Mitchell	WR	6-1	180	6/17/98	R	UAB	Jasper, AL	UOFA '21
89.	Dede Westbrook	WR	6-0	178	11/21/93	5	Oklahoma	Cameron, TX	FA '21
90.	Jalyn Holmes	DE	6-5	283	1/25/96	4	Ohio State	Norfolk, VA	D4 '18
91.	Stephen Weatherly	DE	6-5	265	3/19/94	6	Vanderbilt	Snelville, GA	FA '21
92.	James Lynch	DT	6-4	289	1/20/99	2	Baylor	Round Rock, TX	D4b '20
93.	Patrick Jones II	DE	6-4	262	9/29/98	R	Pittsburgh	Chesapeake, VA	D3d '21
94.	Dalvin Tomlinson	DT	6-3	319	8/20/93	5	Alabama	McDonough, GA	FA '21
95.	Janarius Robinson	DE	6-5	260	5/4/98	R	Florida State	Panama City, FL	D4c '21
96.	Armon Watts	DT	6-5	295	7/22/96	3	Arkansas	St. Louis, MO	D6a '19
97.	Michael Pierce	DT	6-0	340	11/6/92	6	Samford	Daphne, AL	FA '20
98.	D.J. Wonnum	DE	6-5	258	10/31/97	2	South Carolina	Stone Mountain, GA	D4a '20
99.	Danielle Hunter	DE	6-5	252	10/29/94	7	Louisiana State	Katy, TX	D3 '15

GAME ON

GLOW FOR THE WIN AT MINNESOTA'S
PREMIER RESORT DESTINATION.

Cheer for that jackpot and double down for 21. Grab some game day burgers and brews, or treat yourself to steak and lobster. Stay up late and wake up smiling in your luxurious hotel room. Hit the championship links, or see the stars onstage. It's your time to play, so do it your way at Mystic Lake. Open 24/7, just minutes from Minneapolis and St. Paul.

CASINO • RESORT • DINING • GOLF
MYSTICLAKE.COM



Mystic LAKE®

PROUD PARTNER OF THE MINNESOTA VIKINGS

*follow
the lights*

OWNED & OPERATED BY THE SHAKOPEE MDEWAKANTON SIOUX COMMUNITY

RECORDS & HISTORY



ATTENDANCE RECORDS

TOTAL ATTENDANCE

Year	Home	Average	Away	Pre-Season	Post-Season	Total
1961	242,102 (7)	34,586	271,056 (7)	82,683 (5)	---	595,841
1962	226,535 (7)	32,362	267,674 (7)	103,588 (5)	---	597,797
1963	230,843 (7)	32,978	303,946 (7)	140,321 (5)	---	675,110
1964	274,026 (7)	39,147	341,973 (7)	110,438 (5)	---	726,437
1965	321,119 (7)	45,874	352,378 (7)	158,541 (5)	---	832,038
1966	315,837 (7)	45,120	331,515 (7)	241,728 (5)	---	889,080
1967	304,901 (7)	43,557	331,903 (7)	224,182 (5)	---	860,986
1968	328,072 (7)	46,867	359,484 (7)	155,591 (5)	83,199 (2)	926,346
1969	342,570 (7)	48,939	397,616 (7)	225,513 (6)	176,362 (3)	1,142,061
1970	335,300 (7)	47,900	360,221 (7)	285,659 (6)	46,050 (1)	1,027,230
1971	344,720 (7)	49,246	431,452 (7)	266,156 (6)	49,100 (1)	1,091,428
1972	344,720 (7)	49,245	407,582 (7)	281,687 (5)	---	1,033,989
1973	337,637 (7)	48,234	406,216 (7)	265,436 (5)	174,823 (3)	1,184,112
1974	337,523 (7)	48,217	436,717 (7)	227,435 (5)	173,027 (3)	1,174,702
1975	339,089 (7)	48,441	443,906 (7)	263,206 (6)	46,425 (1)	1,092,626
1976	325,745 (7)	46,535	404,705 (7)	259,551 (6)	197,850 (3)	1,187,851
1977	323,571 (7)	46,224	421,116 (7)	278,422 (6)	124,506 (2)	1,147,615
1978	353,497 (8)	44,187	472,664 (8)	178,682 (4)	69,631 (1)	1,074,474
1979	359,781 (8)	44,973	464,373 (8)	195,286 (4)	---	1,019,440
1980	367,259 (8)	45,907	428,831 (8)	168,436 (4)	68,434 (1)	1,032,960
1981	361,200 (8)	45,150	479,160 (8)	192,876 (4)	---	1,033,236
1982	285,824 (5)	57,165	241,213 (4)	264,271 (5)	115,153 (2)	906,461
1983	466,264 (8)	58,283	468,406 (8)	202,745 (4)	---	1,137,415
1984	444,399 (8)	55,534	456,682 (8)	193,303 (4)	---	1,094,384
1985	453,701 (8)	56,713	394,985 (8)	223,951 (4)	---	1,072,337
1986	463,555 (8)	57,944	396,168 (8)	221,757 (4)	---	1,081,480
1987	403,095 (8)	50,387	306,445 (7)	225,608 (4)	185,886 (3)	1,121,034
1988	463,181 (8)	57,898	462,499 (8)	177,631 (4)	119,514 (2)	1,222,825
1989	463,496 (8)	57,936	493,423 (8)	208,695 (4)	64,585 (1)	1,230,199
1990	452,064 (8)	56,508	506,596 (8)	200,023 (4)	---	1,158,683
1991	410,942 (8)	51,368	436,581 (8)	206,195 (4)	---	1,053,718
1992	453,214 (8)	56,652	454,059 (8)	186,365 (4)	57,353 (1)	1,150,991
1993	458,424 (8)	57,303	440,870 (8)	284,074 (5)	75,089 (1)	1,258,457
1994	474,744 (8)	59,343	506,678 (8)	247,114 (5)	60,347 (1)	1,288,883
1995	451,800 (8)	56,475	462,368 (8)	188,830 (4)	---	1,102,998
1996	449,940 (8)	56,243	404,460 (8)	161,990 (4)	64,682 (1)	1,081,072
1997	464,834 (8)	58,104	513,269 (8)	172,755 (5)	142,728 (2)	1,351,690
1998	510,741 (8)	63,843	491,291 (8)	241,802 (4)	127,820 (2)	1,371,654
1999	513,051 (8)	64,131	570,672 (8)	275,001 (4)	130,250 (2)	1,488,974
2000	513,322 (8)	64,165	515,910 (8)	222,150 (4)	143,911 (2)	1,394,573
2001	513,344 (8)	64,186	532,346 (8)	234,482 (4)	---	1,280,172
2002	512,517 (8)	64,065	533,211 (8)	230,466 (4)	---	1,276,194
2003	513,437 (8)	64,180	503,860 (8)	239,888 (4)	---	1,257,185
2004	512,969 (8)	64,121	532,986 (8)	248,439 (4)	138,799 (2)	1,433,193
2005	511,960 (8)	64,031	511,828 (8)	267,980 (4)	---	1,291,768
2006	509,743 (8)	63,718	565,622 (8)	244,647 (4)	---	1,320,012
2007	506,046 (8)	63,256	559,085 (8)	268,178 (4)	---	1,333,309
2008	506,136 (8)	63,267	517,640 (8)	256,001 (4)	61,746 (1)	1,341,523
2009	510,203 (8)	63,775	523,920 (8)	260,791 (4)	134,823 (2)	1,429,737
2010	470,009 (8)	62,851	559,788 (8)	237,411 (4)	---	1,267,208
2011	502,529 (8)	58,716	540,056 (8)	259,690 (4)	---	1,302,275
2012	485,802 (8)	60,725	533,900 (8)	253,799 (4)	171,548 (1)	1,345,049
2013	531,653 (8)	66,457	567,898 (8)	254,805 (4)	---	1,420,813
2014	417,906 (8)	52,238	522,517 (8)	246,100 (4)	---	1,186,523
2015	419,440 (8)	52,430	538,576 (8)	271,006 (5)	52,090 (1)	1,281,112
2016	534,289 (8)	66,786	550,213 (8)	251,611 (4)	---	1,336,113
2017	533,764 (8)	66,721	566,136 (8)	261,969 (4)	136,208 (2)	1,448,077
2018	534,491 (8)	66,811	566,063 (8)	270,298 (4)	---	1,370,852
2019	534,804 (8)	66,850	535,234 (8)	264,117 (4)	144,687 (2)	1,478,842
2020	0 (8)	0	33,633 (8)	cancelled	---	33,633
Total	24,873,705 (458)	54,547	26,871,855 (457)	13,231,355 (264)	3,235,906 (51)	68,212,796

LARGEST CROWDS

HOME

Regular Season

83,518 vs. Pittsburgh, 9/29/13 (in London at Wembley Stadium)

67,157 vs. Green Bay, 12/23/19

66,883 vs. Denver, 11/17/19

Postseason

66,612 vs. New Orleans, 1/14/18

64,060 vs. Atlanta, 1/17/99

Preseason

66,551 vs. San Francisco, 8/27/17

66,409 vs. Miami, 8/31/17

AWAY

Regular Season

91,188 at Dallas, 11/10/19

90,608 at Washington, 9/11/06

Postseason

103,438 vs. Oakland

(Super Bowl XI in Pasadena), 1/9/77

Preseason

86,082 at Dallas, 8/29/15

SMALLEST CROWDS

HOME

Regular Season

13,911 vs. Green Bay, 10/4/87 (Metrodome)

26,728 vs. LA Rams, 11/25/62

Postseason

44,626 vs. St. Louis, 12/17/74

52,090 vs. Seattle (1/10/16) (TCF Bank Stadium)

57,353 vs. Washington, 1/2/93 (Metrodome)

Preseason

27,982 vs. LA Rams, 9/10/61

34,367 vs. San Diego, 8/3/96 (Metrodome)

AWAY

Regular Season

12,992 at Dallas 9/24/61

14,167 at Atlanta, 12/15/85

Postseason

22,961 vs. Dallas (at Miami), 1/5/69

54,593 at Washington, 1/15/83

Preseason

4,954 vs. Dallas (at Sioux Falls), 8/5/61

2020 - COVID LIMITED

HOME

Regular Season

0 vs. Green Bay, 9/13/20

0 vs. Tennessee, 9/27/20

0 vs. Atlanta, 10/18/20

0 vs. Detroit, 11/8/20

0 vs. Atlanta, 11/22/20

0 vs. Carolina, 11/29/20

0 vs. Jacksonville, 12/6/20

0 vs. Chicago, 12/20/20

AWAY

Regular Season

12,102 at Houston, 10/4/20

2,500 at Indianapolis, 9/20/20

0 at Seattle, 10/11/20

0 at Green Bay, 11/1/20

0 at Chicago, 11/16/20

16,031 at Tampa Bay, 12/13/20

3,000 at New Orleans, 12/25/20

0 at Detroit, 1/3/21

VIKINGS ALL-TIME CAREER LEADERS

RUSHING

Player	Yards	Att.	Avg.	Long	TD
1. Peterson, Adrian (2007-16)	11,747	2,418	4.9	82t	97
2. Smith, Robert (1993-00)	6,818	1,411	4.8	78t	32
3. Foreman, Chuck (1973-79)	5,887	1,533	3.8	51	52
4. Brown, Bill (1962-74)	5,757	1,627	3.5	48	52
5. Brown, Ted (1979-86)	4,546	1,117	4.1	60	40
6. Osborn, Dave (1965-75)	4,320	1,172	3.7	73	29
7. Nelson, Darrin (1982-89, '91-92)	4,231	981	4.3	72	18
8. Cook, Dalvin (2017)	3,661	769	4.8	75t	33
9. Mason, Tommy (1961-66)	3,252	761	4.3	71	28
10. Bennett, Michael (2001-05)	3,174	713	4.5	85t	12

RECEIVING

Player	No.	Yards	Avg.	Long	TD
1. Carter, Cris (1990-01)	1,004	12,383	12.3	78t	110
2. Moss, Randy (1998-04, '10)	587	9,316	15.9	82t	92
3. Jordan, Steve (1982-94)	498	6,307	12.7	68t	28
4. Carter, Anthony (1985-93)	478	7,635	16.0	73t	52
5. Rudolph, Kyle (2011-20)	453	4,488	9.9	47t	48
6. Reed, Jake (1991-99, '01)	413	6,433	15.6	82t	33
7. Rashad, Ahmad (1976-82)	400	5,489	13.7	76t	34
8t. Thielen, Adam (2014-)	397	5,240	13.2	75t	39
8t. White, Sammy (1976-86)	393	6,400	16.3	69t	50
10. Diggs, Stefon (2015-19)	365	4,623	12.7	75t	30

RUSHING-RECEIVING YARDS

Player	Rushing	Receiving	Total
1. Peterson, Adrian (2007-16)	11,747	1,945	13,692
2. Carter, Cris (1990-01)	24	12,383	12,407
3. Moss, Randy (1998-04, '10)	159	9,316	9,475
4. Foreman, Chuck (1973-79)	5,879	3,057	8,936
5. Brown, Bill (1962-74)	5,757	3,177	8,934

PASSER RATING (MINIMUM 1,500 ATTEMPTS)

Player	Att.	Cmp.	Pct.	Yards	TD	Int	Lg	Rtg
1. Cousins, Kirk (2012-)	1,566	1,081	69.0	12,166	91	29	75t	103.6
2. Culpepper, Daunte (1999-05)	2,607	1,678	64.4	20,162	135	86	82t	91.5
3. Johnson, Brad (1992-98, 05-06)	1,670	1,036	62.0	11,098	65	48	82t	82.5
4. Tarkenton, Fran (1961-66, 72-78)	4,569	2,635	57.7	33,098	239	194	89t	80.1

PASSING YARDS & TOUCHDOWNS

Player	YARDS	TD	Att.	Cmp.	Pct.
1. Tarkenton, Fran (1961-66, 72-78)	33,098	239	4,569	2,635	57.7
2. Kramer, Tommy (1977-89)	24,775	159	3,648	2,011	55.1
3. Culpepper, Daunte (1999-05)	20,162	135	2,607	1,678	64.4

SCORING

Player	TD	2 pt.	PAT	FG	Total
1. Cox, Fred (1963-77)	-	-	519	282	1,365
2. Carter, Cris (1990-01)	110	5	-	-	670
3. Longwell, Ryan (2006-11)	-	-	228	135	633
4. Peterson, Adrian (2007-16)	102	1	-	-	614
5. Reveiz, Fuad (1990-95)	-	-	199	133	598
6. Moss, Randy (1998-04, '10)	93	3	-	-	564
7. Walsh, Blair (2012-16)	-	-	156	133	555
8. Anderson, Gary (1998-02)	-	-	215	109	542
9. Brown, Bill (1962-74)	76	-	-	-	456
10. Foreman, Chuck (1973-79)	75	-	-	-	450

FIELD GOAL PCT. (MINIMUM 100 MADE)

Player	Att.	Made	Pct.	Long
1. Longwell, Ryan (2006-11)	157	135	86.0	55
2. Anderson, Gary (1998-02)	129	109	84.5	53
3. Walsh, Blair (2012-16)	158	133	84.2	56

PUNTING AVERAGE (MINIMUM 250)

Player	No.	Net Avg.	Long	Blk.
1. Jeff Locke (2013-16)	290	38.8	72	1
2. Kluge, Chris (2005-12)	623	37.2	70	1
3. Newsome, Harry (1990-93)	308	35.1	84	2

INTERCEPTIONS

Player	No.	Yards	Avg.	Long	TD
1. Krause, Paul (1968-79)	53	852	16.1	81	2
2. Bryant, Bobby (1967-80)	51	749	14.7	46t	3
3. Sharockman, Ed (1962-72)	40	804	20.1	47t	3
4. Browner, Joey (1983-91)	37	465	12.6	45	3
5. Wright, Nate (1971-80)	31	272	8.5	44	0
6. Lee, Carl (1983-93)	29	350	12.1	58t	2
7. Smith, Harrison (2012-)	28	430	15.3	81t	4
8t. Turner, John (1979-83, 85, 87)	22	227	10.3	36	1
Thomas, Orlando (1995-01)	22	225	10.2	45t	2
10. Winfield, Antoine (2004-12)	21	227	10.8	56	2

SACKS

Player	No.	Yards
1. Eller, Carl (1964-78)	130.0	1,015
2. Marshall, Jim (1961-79)	127.0	1,026
3. Randle, John (1990-00)	114.0	722
4. Page, Alan (1967-78)	108.0	797
5. Doleman, Chris (1985-93, 99)	96.5	729

TACKLES (DEFENSE ONLY)

Player	Solo	Asst.	Total
1. Studwell, Scott (1977-90)	1,266	662	1,928
2. Blair, Matt (1974-85)	944	460	1,404
3. Siemon, Jeff (1972-82)	1,002	373	1,375
4. Greenway, Chad (2006-16)	885	449	1,334
5. Page, Alan (1967-78)	866	252	1,118

SPECIAL TEAMS TACKLES

Player	Solo	Asst.	Total
1. Walsh, Cris (1994-02)	114	33	147
2. Morrow, Harold (1996-02)	95	45	140
3. Ashley, Walker Lee (1983-88, 90)	77	43	120
4. Nord, Keith (1979-85)	89	24	113
5. Farwell, Heath (2005-10)	67	46	113

PUNT RETURNS (MINIMUM 50 RETURNS)

Player	No.	Yards	Avg.	Long	TD
1. Sherels, Marcus (2010-19)	237	2,480	10.5	86t	5
2. Moore, Melverde (2004-07)	74	768	10.4	71t	2
3. Palmer, David (1994-00)	162	1,610	9.9	74t	2
4. Butler, Bill (1962-64)	55	545	9.9	60t	1
5. Lewis, Leo (1981-91)	194	1,812	9.3	78t	1

KICKOFF RETURNS (MINIMUM 50 RETURNS)

Player	No.	Yards	Avg.	Long	TD
1. Patterson, Cordarrelle (2013-16)	134	4,075	30.4	109t	5
2. Harvin, Percy (2009-12)	114	3,183	27.9	105t	5
3. West, Charlie (1968-73)	78	1,991	25.5	82	0
4. Rhymes, Buster (1985-87)	62	1,558	25.1	88	0
5. Jones, Clinton (1967-72)	89	2,209	24.8	96t	1

COMBINED YARDAGE

Player	Total	Rush	Rec.	Int.	Punt	Kick	Fum.
1. Peterson, Adrian (2007-16)	14,120	11,747	1,945	-	-	428	-
2. Carter, Cris (1990-01)	12,410	24	12,383	-	-	-	3
3. Nelson, Darrin (1982-89, 91-92)	10,365	4,231	2,202	-	313	3,619	-
4. Moss, Randy (1998-04, '10)	9,670	159	9,316	-	162	33	-
5. Brown, Bill (1962-74)	9,237	5,757	3,177	-	0	303	-

BOLD - Active for Vikings in 2021

VIKINGS SINGLE SEASON LEADERS

RUSHING

Player	Yards	Att.	Avg.	Long	TD
1. Peterson, Adrian (2012)	2,097	348	6.0	82t	12
2. Peterson, Adrian (2008)	1,760	363	4.8	67t	10
3. Cook, Dalvin (2020)	1,557	312	5.0	70t	16
4. Smith, Robert (2000)	1,521	295	5.1	72t	7
5. Peterson, Adrian (2015)	1,485	327	4.5	80t	11
6. Peterson, Adrian (2009)	1,383	314	4.4	64t	18
7. Peterson, Adrian (2007)	1,341	238	5.6	73t	12
8. Peterson, Adrian (2010)	1,298	283	4.6	80t	12
9. Bennett, Michael (2002)	1,296	255	5.0	85t	5
10t. Peterson, Adrian (2013)	1,266	279	4.5	78t	10
10t. Smith, Robert (1997)	1,266	232	5.4	78t	6

RECEPTIONS

Player	No.	Yards	Avg.	Long	TD
1. Carter, Cris (1995)	122	1,371	11.2	60t	11
2. Carter, Cris (1994)	122	1,256	10.3	65t	7
3. Thielen, Adam (2018)	113	1,373	12.2	68	9
4. Moss, Randy (2003)	111	1,632	14.7	72	17
5. Moss, Randy (2002)	106	1,347	12.7	60	7
6. Diggs, Stefon (2018)	102	1,021	10.0	75t	9
7. Carter, Cris (2000)	96	1,274	13.3	53	9
8. Carter, Cris (1996)	96	1,163	12.1	43t	10
9. Thielen, Adam (2017)	91	1,276	14.0	65t	4
10. Carter, Cris (1999)	90	1,241	13.8	68	13

RECEIVING YARDS

Player	Yards	No.	Avg.	Long	TD
1. Moss, Randy (2003)	1,632	111	14.7	72	17
2. Moss, Randy (2000)	1,437	77	18.7	78t	15
3. Moss, Randy (1999)	1,413	80	17.7	67t	11
4. Jefferson, Justin (2020)	1,400	88	15.9	71t	7
5. Thielen, Adam (2018)	1,373	113	12.2	68	9
6. Carter, Cris (1995)	1,371	122	11.2	60t	11
7. Moss, Randy (2002)	1,347	106	12.7	60	7
8. Reed, Jake (1996)	1,320	72	18.3	82t	7
9. Moss, Randy (1998)	1,313	69	19	61t	17
10. Lee, Sidney (2009)	1,312	83	15.8	63	8

RUSHING-RECEIVING YARDS

Player	Rushing	Receiving	Total
1. Peterson, Adrian (2012)	2,097	217	2,314
2. Cook, Dalvin (2020)	1,557	361	1,918
3. Peterson, Adrian (2008)	1,760	125	1,885
4. Smith, Robert (2000)	1,521	348	1,869
5. Peterson, Adrian (2009)	1,383	438	1,819

PASSER RATING

Player	Att.	Cmp.	Pct.	Yards	TD	Int	Lg	Rtg
1. Culpepper, Daunte (2004)	548	379	69.2	4,717	39	11	82t	110.9
2. Cousins, Kirk (2019)	444	307	69.1	3,603	26	6	66	107.4
3. Favre, Brett (2009)	531	363	68.4	4,202	33	7	63	107.2
4. Cunningham, Randall (1998)	425	259	60.9	3,704	34	10	67t	106.0

PASSING YARDS

Player	Yards	Att.	Cmp.	Pct.	TD	Int	Lg	Rtg
1. Culpepper, Daunte (2004)	4,717	548	379	69.2	39	11	82t	110.9
2. Cousins, Kirk (2018)	4,298	606	425	70.1	30	10	75t	99.7
3. Cousins, Kirk (2020)	4,265	516	349	67.6	35	13	71t	105.0
4. Moon, Warren (1994)	4,264	601	371	61.7	18	19	65t	79.9

PASSING TOUCHDOWNS

Player	TDs	Att.	Cmp.	Pct.	Yds	Int	Rtg
1. Culpepper, Daunte (2004)	39	548	379	69.2	4,717	11	110.9
2. Cousins, Kirk (2020)	35	516	349	67.6	4,265	13	105.0
3. Cunningham, Randall (1998)	34	425	259	60.9	3,704	10	106.0
4t. Moon, Warren (1995)	33	606	377	62.2	4,228	14	91.5
4t. Culpepper, Daunte (2000)	33	474	297	62.7	3,937	16	98.0
4t. Favre, Brett (2009)	33	531	363	68.4	4,202	7	107.2

SCORING

Player	TD	2 pt.	PAT	FG	Total
1. Anderson, Gary (1998)	-	-	59	35	164
2. Walsh, Blair (2012)	-	-	36	35	141
3. Walsh, Blair (2015)	-	-	33	34	135

FIELD GOAL PCT. (AT LEAST 1 ATTEMPT PER TEAM'S GAMES PLAYED)

Player	Att.	Made	Pct.	Long
1. Anderson, Gary (1998)	35	35	100.0	53
2. Anderson, Gary (2000)	22	23	95.7	49
3. Longwell, Ryan (2010)	18	17	94.4	48

PUNTING AVERAGE (AT LEAST 2.5 PUNTS PER TEAM'S GAMES PLAYED)

Player	No.	Net Avg.	Long	Blk.
1. Wile, Matt (2018)	72	41.5	70	1
2. Kluge, Chris (2012)	72	39.7	59	0
3. Locke, Jeff (2013)	75	39.2	65	0

INTERCEPTIONS

Player	No.	Yards	Avg.	Long	TD
1. Krause, Paul (1975)	10	201	20.1	81	0
2t. Russell, Brian (2003)	9	185	20.6	50	0
2t. Sharper, Darren (2005)	9	276	30.7	92t	2
2t. Thomas, Orlando (1995)	9	108	12.0	45t	1
5t. Bryant, Bobby (1969)	8	97	12.1	56	0
5t. Chavous, Corey (2003)	8	143	17.9	39	1
5t. Holt, Issiac (1986)	8	54	6.8	27	0
5t. Lee, Carl (1988)	8	118	14.8	58t	2
5t. McMillian, Audray (1992)	8	157	19.6	51t	2

SACKS

Player	No.	Yards
1. Allen, Jared (2011)	22.0	150
2. Doleman, Chris (1989)	21.0	196
3t. Millard, Keith (1989)	18.0	108
3t. Page, Alan (1976)	18.0	126
5. Randle, John (1997)	15.5	108

TACKLES (DEFENSE ONLY)

Player	Solo	Asst.	Total
1. Studwell, Scott (1981)	156	74	230
2. Siemon, Jeff (1978)	170	59	229
3. Blair, Matt (1981)	146	74	220
4. Studwell, Scott (1983)	132	83	215
5. Studwell, Scott (1984)	142	71	213

SPECIAL TEAMS TACKLES

Player	Solo	Asst.	Total
1. Browner, Joey (1983)	23	15	38
2. Allen, Nate (1977)	24	11	35
3. Farwell, Heath (2007)	19	13	32
4. Morrow, Harold (1997)	22	10	32
5t. Dillon, Terry (1963)	23	6	29
5t. Griffith, Robert (1995)	21	8	29
5t. Nelson, Jim (2000)	18	11	29

PUNT RETURNS (MINIMUM 20 RETURNS/16 GAMES)

Player	No.	Yards	Avg.	Long	TD
1. Sherels, Marcus (2013)	22	335	15.2	86t	1
2. Sherels, Marcus (2016)	21	292	13.9	79t	2
3. Palmer, David (1995)	26	342	13.2	74t	1
4. Palmer, David (1997)	34	444	13.1	57	0
5. Lewis, Leo (1987)	22	275	12.5	78t	1

KICKOFF RETURNS (MINIMUM 20 RETURNS/16 GAMES)

Player	No.	Yards	Avg.	Long	TD
1. Patterson, Cordarrelle (2013)	43	1,393	32.4	109t	2
2. Patterson, Cordarrelle (2015)	32	1,019	31.8	101t	2
3. Patterson, Cordarrelle (2016)	25	792	31.7	104t	1
4. Allison, Aundrae (2007)	20	574	28.7	104t	1
5. Harvin, Percy (2009)	42	1,156	27.5	101t	2

COMBINED YARDAGE

Player	Total	Rush	Rec.	Int.	Punt	Kick	Fum.
1. Peterson, Adrian (2012)	2,314	2,097	217	-	-	-	-
2. Harvin, Percy (2009)	2,081	135	790	-	-	1,156	-
3. Walker, Herschel (1990)	2,051	770	315	-	-	966	-
4. Peterson, Adrian (2007)	2,021	1,341	261	-	0	412	-
5. Patterson, Cordarrelle (2012, 2020)	1,584	158	469	-	0	1,393	-

BOLD - Active in 2021 for Vikings

VIKINGS SINGLE GAME LEADERS

RUSHING YARDS

Player, Game	Yards	Att.	Avg.	Long	TD
1. Peterson, Adrian, 11/4/07, vs. S.D.	296	30	9.8	64t	3
2. Peterson, Adrian, 10/14/07, at Chi.	224	20	11.2	73t	3
3. Peterson, Adrian, 12/16/12, at StL.	212	24	8.8	82t	1
4. Peterson, Adrian, 12/11/13, vs. Chi.	211	35	6.0	23	0
5. Peterson, Adrian, 12/2/12, at G.B.	210	21	10.0	82t	1
6. Cook, Dalvin, 11/8/20, vs. Det.	206	22	9.4	70t	2
7. Peterson, Adrian, 11/15/15, at Oak.	206	26	7.8	80t	1
8. Foreman, Chuck, 10/24/76, at Phi.	200	28	7.14	46	2
9. Peterson, Adrian, 12/30/12, vs. G.B.	199	34	5.8	28	1
10. Peterson, Adrian, 11/9/08, vs. G.B.	192	30	6.4	29t	1

RECEPTIONS

Player, Game	No.	Yards	Avg.	Long	TD
1. Young, Ricky, 12/16/79, at N.E.	15	116	7.7	17	1
2t. Thielen, Adam, 9/23/18, vs. Buff.	14	105	7.5	19	0
2t. Carter, Cris, 10/2/94, at Ariz.	14	167	11.9	29	0
3t. Diggs, Stefon, 11/6/16, vs. Det.	13	80	6.2	12	0
3t. Diggs, Stefon, 11/13/16, at Wash.	13	164	12.6	36	0
3t. Diggs, Stefon, 11/18/18, at Chi.	13	126	9.7	25	1

RECEIVING YARDS

Player, Game	No.	Yards	Avg.	Long	TD
1. White, Sammy, 11/7/76, vs. Det.	7	210	30.0	52	2
2. Moss, Randy, 11/14/99, at Chi.	12	204	17.0	44	0
3t. Thielen, Adam, 12/24/16, at G.B.	12	202	16.8	71t	2
3t. Flately, Paul, 10/24/65, at S.F.	7	202	28.9	58t	2
5. Rice, Sidney, 11/15/09, vs. Det.	7	201	28.7	56	0
6. Moss, Randy, 10/5/98, at G.B.	5	190	38.0	52t	2
7. Carter, Anthony, 11/6/88, vs. Det.	5	188	37.6	40	0
8. Carter, Anthony, 11/26/87, at Dal.	8	184	23.0	51	2
9. Diggs, Stefon, 9/18/16, vs. G.B.	9	182	20.2	46	1
10. Jordan, Steve, 11/2/86, at Was.	6	179	29.8	68t	1

RUSHING-RECEIVING YARDS

Player, Game	Rushing	Receiving	Total
1. Peterson, Adrian, 11/4/07, vs. S.D.	296	19	315
2. Foreman, Chuck, 10/24/76, at Phi.	200	65	265
3. Nelson, Darrin, 11/13/83, vs. G.B.	119	137	256
4. Cook, Dalvin, 11/8/20, vs. Det.	206	46	252
5. Peterson, Adrian, 10/14/07, at Chi.	224	9	233

PASSER RATING (MINIMUM 20 ATTEMPTS)

Player, Game	Att	Cmp	Pct	Yds	TD	Int	Rtg
1. Flerotte, Gus, 9/28/03, vs. S.F.	21	16	76.2	267	4	0	157.2
2. Bridgewater, Teddy, 12/20/15, vs. Chi.	20	17	85.0	231	4	0	154.4
3. Tarkenton, Fran, 10/13/74, vs. Hou. ...	24	18	75.0	274	3	0	151.7

PASSING YARDS (MINIMUM 20 ATTEMPTS)

Player, Game	Yds	Att	Cmp	Pct	TD	Int	Rtg
1. Kramer, Tommy, 11/2/86, @ Was.	490	35	20	57.1	4	1	128.0
2. Kramer, Tommy, 12/14/80, vs. Clev.	456	49	38	77.5	4	0	132.7
3. Kapp, Joe, 9/28/69, vs. Balt.	449	43	28	65.1	7	1	129.7

PASSING TOUCHDOWNS (MINIMUM 20 ATTEMPTS)

Player, Game	TDs	Att	Cmp	Pct	Yds	Int	Rtg
1. Kapp, Joe, 9/28/69, vs. Balt.	7	43	28	65.1	449	1	129.7
2. Kramer, Tommy, 9/28/86, vs. G.B.	6	25	16	64.0	241	0	135.2

SCORING

Player, Game	TD	2 pt.	PAT	FG	Total
1t. Foreman, Chuck, 12/20/75, at Buf.	4	-	-	-	24
1t. Rashad, Ahmad, 9/2/79, vs. SF.	4	-	-	-	24
1t. Cook, Dalvin, 11/1/20, at G.B.	4	-	-	-	24
4. Karlis, Rich, 11/5/89, vs. LA Rams.	-	-	-	7	21
5t. Moss, Randy, 11/26/98, at Dal.	3	1	-	-	20
5t. Anderson, Gary, 12/13/98, at Balt.	-	-	2	6	20
5t. Asiata, Matt, 11/2/14, vs. Was.	3	1	-	-	20

FIELD GOALS MADE

Player, Game	Att.	Made	Pct.	Long
1. Karlis, Rich, 11/5/89, vs. LA Rams.	7	7	100.0	40
2t. Anderson, Gary, 12/13/98, at Balt.	6	6	100.0	46
2t. Forbath, Kai, 10/22/17, vs. Balt.	6	6	100.0	46

BOLD - Active in 2021 for Vikings

PUNTING AVERAGE (MINIMUM 4 PUNTS)

Player, Game	No.	Net Avg.	Long	In20
1. Wile, Matt, 12/30/18, vs. Chi.	5	51.8	65	2
2. Berger, Mitch, 11/15/98, vs. Cin.	4	48.3	66	2
3. Locke, Jeff, 11/24/16, at Det.	4	48.0	57	3
4. Kluge, Chris, 10/9/11, vs. Ariz.	4	47.5	51	2

INTERCEPTIONS

Player, Game	No.	Yards	Avg.	Long	TD
1t. Winston, Roy, 10/25/64, at SF.	3	24	8.0	15	0
1t. Mackbee, Earsell, 10/26/69, vs. Det.	3	22	7.3	22	0
1t. Bryant, Bobby, 11/9/69, vs. Cle.	3	62	20.7	56	0
1t. Sharockman, Ed, 12/13/70, at BPA.	3	28	9.3	6	0
1t. Bryant, Bobby, 12/8/73, at G.B.	3	86	28.7	46	1
1t. Turner, John, 10/12/80, vs. Chi.	3	3	3.0	10	0
1t. Teal, Willie, 11/28/82, vs. Chi.	3	13	4.3	13	0
1t. Scott, Todd, 9/27/92, at Cin.	3	15	5.0	11	0
1t. McMillian, Audray, 11/22/92, vs. Cle.	3	73	24.3	35	0
1t. Glenn, Vencie, 12/19/95, vs. G.B.	3	55	18.3	39	0
1t. Del Rio, Jack, 12/5/99, at Det.	3	3	1.0	3	0
1t. Williams, Brian, 11/23/03, vs. Det.	3	71	23.7	42t	1
1t. Sharper, Darren, 11/13/05, at NYG.	3	123	41.0	92t	1

SACKS

Player, Game	No.	Yards
1. Holloway, Randy, 9/16/84, vs. Atl.	5.0	37
2. Allen, Jared, 10/5/09, vs. G.B.	4.5	19.5
3t. Doleman, Chris, 12/25/89, vs. Cin.	4.0	33.5
3t. Martin, Doug, 10/27/92, at Cin.	4.0	32.0
3t. Millard, Keith, 10/25/88, vs. Phi.	4.0	21
3t. Williams, Kevin, 11/12/08, vs. Det.	4.0	28
8t. Allen, Jared, 11/1/12, vs. Chi.	3.5	19.5
8t. Randle, John, 9/22/96, vs. G.B.	3.5	21.5
8t. Robison, Brian, 10/21/12, vs. Ari.	3.5	18
8t. Hunter, Danielle, 11/4/18, vs. Det.	3.5	14.5

TACKLES (DEFENSE ONLY)

Player, Game	Solo	Asst.	Total
1. Studwell, Scott, 11/17/85, at Det.	16	8	24
2. Greenway, Chad, 11/20/11, vs. Oak.	12	10	22
3t. Studwell, Scott, 9/24/89, at Pit.	11	10	21
3t. McDaniel, Ed, 9/4/94, at G.B.	15	6	21
5t. Studwell, Scott, 10/2/83, vs. Dal.	10	10	20
5t. Studwell, Scott, 12/8/84, at SF.	16	4	20
5t. Blair, Matt, 11/13/83, vs. G.B.	9	11	20
5t. Browner, Joey, 10/27/85, at Chi.	15	5	20
9. Del Rio, Jack, 12/1/94, vs. Chi.	11	8	19
10t. Many tied w/ 18 total tackles			

SPECIAL TEAMS TACKLES

Player, Game	Solo	Asst.	Total
1. Farwell, Heath, 11/25/07, at NYG.	7	0	7
2. Henderson, Wyrmon, 11/6/88, vs. Det.	6	0	6

PUNT RETURNS (MINIMUM 3 RETURNS)

Player, Game	No.	Yards	Avg.	Long	TD
1. West, Charlie, 11/3/68, vs. Was.	3	107	35.6	98t	1
2. Shereles, Marcus, 10/21/13, at NYG.	4	119	29.8	86t	1
3. Moore, Mewelde, 11/13/05, at NYG.	3	87	29.0	71	0

KICKOFF RETURNS (MINIMUM 3 RETURNS)

Player, Game	No.	Yards	Avg.	Long	TD
1. Patterson, Cordarelle, 9/15/13, at Chi. ...	3	149	49.7	105t	1
2. Allison, Aundrae, 12/2/07, vs. Det.	3	144	47.7	104t	1
3. Patterson, Cordarelle, 10/27/13, vs. G.B. .	5	228	45.6	109t	1

COMBINED YARDAGE

Player, Game	Total	Rush	Rec.	Int.	Punt	Kick	Fum.
1. Peterson, Adrian, 11/4/07, at Chi.	361	224	9	-	-	-	-
2. Peterson, Adrian, 11/4/07, vs. S.D.	315	296	19	-	-	-	-
3. Nelson, Darrin, 11/13/83, vs. G.B.	278	119	137	-	-	22	-

RUSHING

Year	Player	Att	Yards	Avg	Lg	TD#NFL/NFC
1961	McElhenny, Hugh	120	570	4.8	41	3 15
1962	Mason, Tommy	167	740	4.4	71	2 10
1963	Mason, Tommy	166	763	4.6	70t	7 5
1964	Brown, Bill	226	866	3.8	48	7 4
1965	Brown, Bill	260	699	4.5	40	6 6
1966	Brown, Bill	251	829	3.3	33t	6 4
1967	Osborn, Dave	215	972	4.5	73t	2 2
1968	Brown, Bill	222	805	3.6	32	11 8
1969	Osborn, Dave	186	643	3.5	58t	7 10
1970	Osborn, Dave	207	681	3.2	16	5 13t/8
1971	Jones, Clinton	180	675	3.7	73t	4 20/10
1972	Reed, Oscar	151	639	4.2	43	2 26/12
1973	*Foreman, Chuck	182	801	4.4	50t	4 18/9
1974	Foreman, Chuck	199	777	3.9	32	9 11/4
1975	Foreman, Chuck	280	1,070	3.8	31	13 5/2
1976	Foreman, Chuck	278	1,155	4.1	46	13 6/4
1977	Foreman, Chuck	270	1,112	4.1	51	6 6/3
1978	Foreman, Chuck	237	749	3.2	21	5 22/8
1979	Young, Rickey	188	708	3.8	23t	3 22T/10T
1980	Brown, Ted	219	912	4.2	55t	8 10/7
1981	Brown, Ted	274	1,063	3.9	34	6 15/9
1982	Brown, Ted	120	515	4.3	30	1 19T/9T
1983	Nelson, Darrin	154	642	4.2	56t	1 31/16
1984	*Anderson, Alfred	201	773	3.8	23	2 20/12
1985	Nelson, Darrin	200	893	4.5	37	5 19/11
1986	Nelson, Darrin	191	793	4.2	42	4 16/10
1987	Nelson, Darrin	131	642	4.9	72	2 16/8
1988	Nelson, Darrin	112	380	3.4	27	1 53/23
1989	Walker, Herschel	169	669	4.0	47	5 20/10
1990	Walker, Herschel	184	770	4.2	58t	5 19/9
1991	Walker, Herschel	198	825	4.2	71t	10 11/5
1992	Allen, Terry	266	1,201	4.5	51	13 6/3
1993	Graham, Scottie	118	488	4.1	31	3 34/16
1994	Allen, Terry	255	1,031	4.0	45	8 8/4
1995	Smith, Robert	139	632	4.5	58t	5 30/15
1996	Smith, Robert	162	692	4.3	57	3 24/10
1997	Smith, Robert	232	1,266	5.5	78t	6 7/3
1998	Smith, Robert	249	1,187	4.8	74t	6 11/5
1999	Smith, Robert	221	1,015	4.6	70t	2 14/7
2000	Smith, Robert	295	1,521	5.2	72t	7 2/1
2001	*Bennett, Michael	172	682	4.0	31t	2 27/19
2002	Bennett, Michael	255	1,296	5.1	85t	5 11/3
2003	Williams, Moe	174	745	4.3	61	5 27/14
2004	Smith, Onterio	124	544	4.4	38	2 36/18
2005	Moore, Melwede	155	662	4.3	33	1 29/11
2006	Taylor, Chester	303	1,216	4.0	95t	6 9/5
2007	*Peterson, Adrian	238	1,341	5.6	73t	12 2/1
2008	Peterson, Adrian	363	1,760	4.8	67t	10 1/1
2009	Peterson, Adrian	314	1,383	4.4	64t	18 5/2
2010	Peterson, Adrian	283	1,298	4.6	80t	12 6/2
2011	Peterson, Adrian	208	970	4.7	54	12 18/8
2012	Peterson, Adrian	348	2,097	6.0	82t	12 1/1
2013	Peterson, Adrian	279	1,266	4.5	78t	10 5/4
2014	Asiata, Matt	164	570	3.5	19	9 32/18
2015	Peterson, Adrian	327	1,485	4.5	80t	11 1/1
2016	McKinnon, Jerick	159	539	3.4	36	2 33/15
2017	Murray, Latavius	216	842	3.9	46	8 20/8
2018	Cook, Dalvin	133	615	4.6	70	2 32/16
2019	Cook, Dalvin	250	1,135	4.5	75t	13 10/4
2020	Cook, Dalvin	312	1,557	5.0	70t	16 2/1

*rookie
#rushing yards/passers rating ranks

PASSING

Year	Player	Att	Cmp	Pct	Yds	TD	Int	Rtg#NFL/NFC
1961	*Tarkenton, F.	280	157	56.1	1,997	18	17	74.7 8/8
1962	Tarkenton, F.	329	163	49.5	2,595	22	25	66.9 12
1963	Tarkenton, F.	297	170	57.2	2,311	15	15	78.0 6
1964	Tarkenton, F.	306	171	55.9	2,506	22	11	91.8 2
1965	Tarkenton, F.	329	171	52.0	2,609	19	11	83.8 6
1966	Tarkenton, F.	358	192	53.6	2,561	17	16	73.8 6
1967	*Kapp, J.	214	102	47.7	1,386	8	17	48.2 19
1968	Kapp, J.	248	129	52.1	1,695	10	17	58.8 13
1969	Kapp, J.	237	120	50.6	1,726	19	13	78.5 10
1970	Cuozzo, G.	257	128	49.8	1,720	7	10	64.3 20/10
1971	Cuozzo, G.	168	75	44.6	842	6	8	52.2 25T/14
1972	Tarkenton, F.	378	215	56.9	2,651	18	13	80.2 3/3
1973	Tarkenton, F.	274	169	61.7	2,113	15	7	93.2 2/2
1974	Tarkenton, F.	351	199	56.7	2,558	17	12	82.1 7/4
1975	Tarkenton, F.	425	273	64.2	2,994	25	13	91.8 2/1
1976	Tarkenton, F.	412	255	61.8	2,962	17	8	89.3 6/3
1977	Tarkenton, F.	258	155	60.1	1,734	9	14	69.2 9/3
1978	Tarkenton, F.	572	345	60.3	3,468	25	32	68.9 12/4
1979	Kramer, T.	566	315	55.7	3,397	23	24	62.9 17T/6T
1980	Kramer, T.	522	299	57.3	3,582	19	23	72.2 19/9
1981	Kramer, T.	593	322	54.3	3,912	26	24	72.6 18/10
1982	Kramer, T.	308	176	57.1	2,037	15	12	77.3 13T/8
1983	Dils, S.	444	239	53.8	2,840	11	16	66.8 22/11
1984	Kramer, T.	236	124	52.5	1,678	9	10	70.6 23/12
1985	Kramer, T.	506	277	54.7	3,522	19	26	67.8 21/11
1986	Kramer, T.	372	208	55.9	3,000	24	10	92.6 1/1
1987	Wilson, W.	264	140	53.0	2,106	14	13	76.7 16/8
1988	Wilson, W.	332	204	61.4	2,746	15	9	91.5 3/1
1989	Wilson, W.	342	184	53.8	2,467	9	12	71.1 21/9
1990	Gannon, R.	349	182	52.1	2,278	16	16	68.9 23T/12
1991	Gannon, R.	354	211	59.6	2,166	12	6	81.5 11/6
1992	Gannon, R.	279	159	57.0	1,905	12	13	72.9 18/11
1993	McMahon, J.	331	200	60.4	1,968	9	8	76.3 16/7
1994	Moon, W.	601	371	61.7	4,264	18	19	79.9 13/7
1995	Moon, W.	606	377	62.2	4,228	33	14	91.5 7/6
1996	Johnson, B.	311	195	62.7	2,258	17	10	89.4 3/4
1997	Johnson, B.	452	275	60.8	3,036	20	12	84.5 9/3
1998	Cunningham, R.	425	259	60.9	3,704	34	10	106.0 1/1
1999	George, J.	329	191	58.1	2,816	23	12	94.2 3/3
2000	Culpepper, D.	474	297	62.7	3,937	33	16	90.8 4/3
2001	Culpepper, D.	366	235	64.2	2,612	14	13	83.3 11/6
2002	Culpepper, D.	549	333	60.7	3,853	18	23	75.3 26/11
2003	Culpepper, D.	454	295	65.0	3,479	25	11	96.4 3/1
2004	Culpepper, D.	548	379	69.2	4,717	39	11	110.9 2/1
2005	Johnson, B.	434	284	65.6	2,885	12	4	88.9 11/3
2006	Johnson, B.	299	170	56.9	2,150	9	15	72.0 27/15
2007	Jackson, T.	294	171	58.2	1,911	12	15	70.8 28/13
2008	Ferrotte, G.	301	178	59.1	2,157	12	15	73.7 28/14
2009	Favre, B.	551	363	65.9	4,202	33	7	107.2 2/2
2010	Favre, B.	358	217	60.6	2,509	11	19	69.9 29/14
2011	*Ponder, C.	291	158	54.3	1,853	13	13	70.1 31/16
2012	Ponder, C.	483	300	62.1	2,935	18	12	81.2 21/12
2013	Cassel, M.	254	153	60.2	1,807	11	9	81.6 25/16
2014	*Bridgewater, T.	402	259	64.4	2,919	14	12	85.2 22/12
2015	Bridgewater, T.	447	292	65.3	3,231	14	9	88.7 22/11
2016	Bradford, S.	552	395	71.6	3,877	20	5	99.3 6/5
2017	Keenum, C.	481	325	67.6	3,547	22	7	98.3 7/5
2018	Cousins, K.	606	425	70.1	4,298	30	10	99.7 10/7
2019	Cousins, K.	444	307	69.1	3,603	26	6	107.4 4/2
2020	Cousins, K.	516	349	67.6	4,265	35	13	105.0 8/4



Chuck Foreman, Adrian Peterson, Bill Brown and Robert Smith are the 4 career leading rushers in team history, the group gathered in the pregame of the playoff game vs. Philadelphia (1/4/09).

RECEIVING

Year	Player	No.	Yds.	Avg.	Long	TD	#NFL/NFC
1961	Reichow, Jerry.....	50	859	17.2	51t	11	12T
1962	Reichow, Jerry.....	39	561	14.4	41	3	22T
1963	Flatley, Paul.....	51	867	17.0	62	4	10T
1964	Brown, Bill.....	48	703	14.6	64	9	11
1965	Flatley, Paul.....	50	896	17.9	58	7	10T
1966	Flatley, Paul.....	50	777	15.0	41	3	12T
1967	Osborn, Dave.....	34	272	8.0	29	1	30T
1968	Washington, Gene.....	46	756	16.3	61	6	9
1969	Washington, Gene.....	39	821	21.1	83t	9	29
1970	Washington, Gene.....	44	702	15.9	49t	4	16T/11T
1971	Grim, Bob.....	45	691	15.3	55t	7	13T/7
1972	Gilliam, John.....	47	1,035	22.0	66t	7	10T/5T
1973	Gilliam, John.....	42	907	21.6	54t	8	19T/8T
1974	Foreman, Chuck.....	53	586	11.1	66t	6	8/6
1975	Foreman, Chuck.....	73	691	9.5	33	9	1/1
1976	Foreman, Chuck.....	55	567	10.3	41t	1	5/2
1977	Rashad, Ahmad.....	51	681	13.4	48t	2	5T/1
1978	Young, Rickey.....	88	705	8.0	48	5	1/1
1979	Rashad, Ahmad.....	80	1,156	14.5	52t	9	2/1
1980	Rashad, Ahmad.....	69	1,095	15.9	76t	5	5/4
1981	Brown, Ted.....	83	694	8.4	63	2	3/2
1982	Brown, Ted.....	31	207	6.7	29	2	32T/17T
1983	Nelson, Darrin.....	51	618	12.1	68	0	33T/18T
1984	Lewis, Leo.....	47	830	17.7	56	4	44/23
1985	Jordan, Steve.....	68	795	11.7	32	0	15/7
1986	Jordan, Steve.....	58	859	14.8	68t	6	29T/12
1987	Carter, Anthony.....	38	922	24.3	73t	7	48T/19T
1988	Carter, Anthony.....	72	1,225	17.0	67t	6	9T/7T
1989	Carter, Anthony.....	65	1,066	16.4	50	4	17/12
1990	Carter, Anthony.....	70	1,008	14.4	56t	8	12/6
1991	Carter, Cris.....	72	962	13.4	50	5	9T/4
1992	Carter, Cris.....	53	681	12.8	44	6	33T/20
1993	Carter, Cris.....	86	1,071	12.5	58	9	4T/4T
1994	Carter, Cris.....	122	1,256	10.3	65t	7	1/1
1995	Carter, Cris.....	122	1,371	11.2	60t	17	2T/2T
1996	Carter, Cris.....	96	1,163	12.1	43t	10	5/4
1997	Carter, Cris.....	89	1,069	12.0	43	13	4/3
1998	Carter, Cris.....	78	1,011	13.0	54t	12	11T/5
1999	Carter, Cris.....	90	1,241	13.8	68	13	5T/2
2000	Carter, Cris.....	96	1,274	13.3	53	9	6/3
2001	Moss, Randy.....	82	1,233	15.0	73t	10	16/7
2002	Moss, Randy.....	106	1,347	12.7	60	7	3/1
2003	Moss, Randy.....	111	1,632	14.7	72	17	2/2
2004	Wiggins, Jermaine.....	71	705	9.9	39	4	28/14
2005	Wiggins, Jermaine.....	69	568	8.2	24	1	29T/12T
2006	Taylor, Travis.....	57	651	11.4	36	3	48T/26T
2007	Wade, Bobby.....	54	647	12.0	40	3	52T/27T
2008	Wade, Bobby.....	53	645	12.2	59t	2	56T/24T
2009	Rice, Sidney.....	83	1,312	15.8	63	8	12T/6T
2010	Harvin, Percy.....	71	868	12.2	53t	5	21T/12T
2011	Harvin, Percy.....	87	967	11.1	52t	6	6/4
2012	Harvin, Percy.....	62	677	10.9	45	3	42t/25
2013	Jennings, Greg.....	68	804	11.8	70t	4	39/21
2014	Jennings, Greg.....	59	742	12.6	38	6	58T/29T
2015	*Diggs, Stefan.....	52	720	13.8	40t	4	62t/30t
2016	Diggs, Stefan.....	84	903	10.8	46	3	16/8
2017	Thielen, Adam.....	91	1,276	14.0	65t	4	8/4
2018	Thielen, Adam.....	113	1,373	12.2	68	9	4t/3t
2019	Diggs, Stefan.....	63	1,130	17.9	66	6	44t/24t
2020	*Jefferson, Justin.....	88	1,400	15.9	71t	7	15t/10

*rookie
#receptions/gross punt average ranks

PUNTING

Year	Player	No.	Avg.	Long	Bkcd	#NFL/NFC
1961	*Mercer, Mike.....	63	33.0	59	2	12
1962	Mercer, Mike.....	19	43.5	77	0	12
1963	Cox, Fred.....	70	38.7	57	0	15
1964	Walden, Bobby.....	72	46.4	73	0	1
1965	Walden, Bobby.....	51	42.1	61	0	8
1966	Walden, Bobby.....	60	41.1	70	0	9
1967	Walden, Bobby.....	75	41.6	76	0	6
1968	Hill, King.....	35	41.0	53	0	DNQ
1969	Lee, Bob.....	67	40.0	56	0	10
1970	McNeill, Tom.....	61	38.0	64	0	25/12
1971	Lee, Bob.....	89	39.6	58	0	20/10
1972	Eischeid, Mike.....	62	42.7	61	1	5T/2T
1973	Eischeid, Mike.....	66	39.8	57	0	21/12
1974	Eischeid, Mike.....	73	36.1	50	1	25/12
1975	*Clabo, Neil.....	73	41.1	62	2	7/4
1976	Clabo, Neil.....	69	38.8	55	0	19/8
1977	Clabo, Neil.....	83	39.8	69	0	11/7
1978	Coleman, Greg.....	51	39.0	59	1	14/7t
1979	Coleman, Greg.....	90	39.5	70	1	20/10
1980	Coleman, Greg.....	81	38.8	67	0	24/13
1981	Coleman, Greg.....	88	41.4	73	0	12/7
1982	Coleman, Greg.....	58	41.1	67	0	13/9
1983	Coleman, Greg.....	91	41.5	65	0	12T/4T
1984	Coleman, Greg.....	82	42.4	62	0	7/2
1985	Coleman, Greg.....	67	42.8	62	0	7/4
1986	Coleman, Greg.....	67	41.4	69	0	11/7
1987	Coleman, Greg.....	45	39.7	54	1	19/9
1988	Scribner, Bucky.....	84	40.3	55	2	15T/8
1989	Scribner, Bucky.....	72	39.8	55	0	19/9
1990	Newsome, Harry.....	78	42.3	61	1	7T/5
1991	Newsome, Harry.....	68	45.5	65	0	2/1
1992	Newsome, Harry.....	72	45.0	84	1	2/1
1993	Newsome, Harry.....	90	42.9	64	0	12T/6T
1994	Saxon, Mike.....	77	42.9	67	0	7T/5
1995	Saxon, Mike.....	72	40.9	60	0	23T/11T
1996	Berger, Mitch.....	88	41.1	63	2	26/13
1997	Berger, Mitch.....	73	42.9	65	0	13T/5T
1998	Berger, Mitch.....	55	44.7	67	0	7T/3
1999	Berger, Mitch.....	61	45.4	75	0	2/1
2000	Berger, Mitch.....	62	44.7	60	0	4T/1
2001	Berger, Mitch.....	47	43.5	67	0	7T/2T
2002	Richardson, Kyle.....	62	39.9	59	1	28T/14
2003	*Johnson, Eddie.....	56	39.1	55	1	27/14
2004	Bennett, Darren.....	57	39.3	61	0	29/15
2005	*Kluwe, Chris.....	71	44.1	62	0	6/2
2006	Kluwe, Chris.....	93	42.3	68	0	25/14
2007	Kluwe, Chris.....	81	44.7	70	0	8/4
2008	Kluwe, Chris.....	73	47.6	62	1	4/3
2009	Kluwe, Chris.....	73	43.9	60	0	15/7
2010	Kluwe, Chris.....	83	43.0	59	0	21/11
2011	Kluwe, Chris.....	77	45.7	60	0	13/4
2012	Kluwe, Chris.....	72	45.0	59	0	22/10
2013	*Locke, Jeff.....	75	44.2	65	0	24/12
2014	Locke, Jeff.....	75	44.2	62	1	23/10
2015	Locke, Jeff.....	66	41.6	61	0	32/16
2016	Locke, Jeff.....	74	42.6	72	0	29/14
2017	Quigley, Ryan.....	71	42.2	56	0	32/16
2018	Wile, Matt.....	72	45.2	70	1	15/10
2019	Colquitt, Britton.....	62	45.2	59	0	19/9
2020	Colquitt, Britton.....	54	45.1	59	2	22/11



From 1987 to 2000, either Anthony Carter (#81) or Cris Carter (#80), led the team in receiving each of the 14 seasons.

SCORING

Year	Player	TD	PAT	FG	Tot.	#NFL/NFC
1961	Reichow, Jerry.....	11	-	-	66	16T
1962	Christopherson, Jim.....	-	28	11	61	20
1963	Cox, Fred.....	-	39	12	75	10
1964	Cox, Fred.....	-	40	21	103	6
1965	Cox, Fred.....	-	44	23	113	3
1966	Cox, Fred.....	-	34	18	88	11
1967	Cox, Fred.....	-	26	17	77	8
1968	Cox, Fred.....	-	31	19	88	6
1969	Cox, Fred.....	-	43	26	121	1
1970	Cox, Fred.....	-	35	30	125	1/1
1971	Cox, Fred.....	-	25	22	91	8T/4T
1972	Cox, Fred.....	-	34	21	97	9T/5T
1973	Cox, Fred.....	-	33	21	96	12/8
1974	Foreman, Chuck.....	15	-	-	90	4T/3
1975	Foreman, Chuck.....	22	-	-	132	2/1
1976	Cox, Fred.....	-	32	19	89	5/3
1977	Foreman, Chuck.....	9	-	-	54	24T/9T
	White, Sammy.....	9	-	-	54	24T/9T
1978	Danmeier, Rick.....	-	36	12	72	19T/7T
1979	Danmeier, Rick.....	-	28	13	67	30/12
1980	Danmeier, Rick.....	-	33	16	81	16T/7T
1981	Danmeier, Rick.....	-	34	21	97	15/8
1982	Danmeier, Rick.....	-	23	8	47	26/15
1983	Ricardo, Benny.....	-	33	25	108	13/9
1984	Stenerud, Jan.....	-	30	20	90	24/12
1985	Stenerud, Jan.....	-	41	15	86	25/14
1986	Nelson, Chuck.....	-	44	22	110	4/3
1987	Nelson, Chuck.....	-	36	13	75	20T/10
1988	Nelson, Chuck.....	-	48	20	108	9T/4T
1989	Karlis, Rich.....	-	27	31	120	3T/3T
1990	Igwebuike, Donald.....	-	19	14	61	39/21
1991	Revez, Fuad.....	-	34	17	85	21T/11T
1992	Revez, Fuad.....	-	45	19	102	12/5
1993	Revez, Fuad.....	-	27	26	105	14T/7
1994	Revez, Fuad.....	-	30	34	132	2T/1T
1995	Revez, Fuad.....	-	44	26	122	7T/4T
1996	Sisson, Scott.....	-	30	22	96	21/9
1997	Carter, Cris.....	13	-	3 (2pt)	84	26T/11T
1998	Anderson, Gary.....	-	59	35	164	1/1
1999	Anderson, Gary.....	-	46	19	103	20/7
2000	Anderson, Gary.....	-	45	22	111	11/6
2001	Anderson, Gary.....	-	29	15	74	33T/15
2002	Anderson, Gary.....	-	36	18	90	28T/14
2003	Elling, Aaron.....	-	48	18	102	17T/8T
	Moss, Randy.....	17	-	-	102	17T/8T
2004	Andersen, Morten.....	-	45	18	99	20T/7T
2005	Edinger, Paul.....	-	31	25	106	19/7
2006	Longwell, Ryan.....	-	27	21	90	31/14
2007	Longwell, Ryan.....	-	39	20	99	24T/11T
2008	Longwell, Ryan.....	-	40	29	127	7T/6T
2009	Longwell, Ryan.....	-	54	26	132	3/2
2010	Longwell, Ryan.....	-	30	17	81	28/15
2011	Longwell, Ryan.....	-	38	22	104	23/13
2012	*Walsh, Blair.....	-	36	35	141	4/3
2013	Walsh, Blair.....	-	43	26	121	15/7
2014	Walsh, Blair.....	-	29	26	107	20/10
2015	Walsh, Blair.....	-	33	34	135	4/3
2016	Forbath, Kai.....	-	11	15	56	48T/25T
2017	Forbath, Kai.....	-	34	32	130	10T/5T
2018	Bailey, Dan.....	-	30	21	93	23T/14T
2019	Bailey, Dan.....	-	40	27	121	6/4
2020	Cook, Dalvin.....	17	-	3 (2pt)	108	18T/11T

FIELD GOALS

Year	Player	Att.	Made	Pct.	Long	#NFL/NFC
1961	*Mercer, Mike.....	21	9	42.9	34	11
1962	Christopherson, Jim.....	20	11	55.0	44	6T
1963	Cox, Fred.....	24	12	50.0	46	7T
1964	Cox, Fred.....	33	21	63.6	47	3
1965	Cox, Fred.....	35	23	65.7	53	1
1966	Cox, Fred.....	33	18	54.5	44	10
1967	Cox, Fred.....	33	17	51.5	44	7
1968	Cox, Fred.....	29	19	65.5	45	3
1969	Cox, Fred.....	37	26	70.3	48	1
1970	Cox, Fred.....	46	30	65.2	47	8/5
1971	Cox, Fred.....	32	22	68.7	47	5/3
1972	Cox, Fred.....	33	21	63.6	43	13T/4T
1973	Cox, Fred.....	35	21	60.0	41	19T/9T
1974	Cox, Fred.....	20	12	60.0	46	14T/7T
1975	Cox, Fred.....	17	13	76.4	52	6/4
1976	Cox, Fred.....	31	19	61.3	49	11/7
1977	Cox, Fred.....	17	8	47.1	42	23/12
1978	Danmeier, Rick.....	19	12	63.2	47	18/11
1979	Danmeier, Rick.....	22	13	59.1	44	22/11
1980	Danmeier, Rick.....	26	16	61.5	47	18T/9
1981	Danmeier, Rick.....	25	21	84.0	45	2/2
1982	Danmeier, Rick.....	14	8	57.1	43	24T/12T
1983	Ricardo, Benny.....	33	25	75.8	47	14/7
1984	Stenerud, Jan.....	23	20	87.0	54	1/1
1985	Stenerud, Jan.....	26	15	57.7	49	25/12
1986	Nelson, Chuck.....	28	22	78.6	53	4/2
1987	Nelson, Chuck.....	24	13	54.2	51	27/13
1988	Nelson, Chuck.....	25	20	80.0	49	6/2
1989	Karlis, Rich.....	39	31	79.5	51	5/3
1990	Igwebuike, Donald.....	16	14	87.5	48	4/1
1991	Revez, Fuad.....	24	17	70.8	50	17/9
1992	Revez, Fuad.....	25	19	76.0	52	12/6
1993	Revez, Fuad.....	35	26	74.3	51	10T/6T
1994	Revez, Fuad.....	39	34	87.2	51	3/1
1995	Revez, Fuad.....	36	26	72.2	51	13T/6T
1996	Sisson, Scott.....	29	22	75.9	44	18T/8T
1997	Murray, Eddie.....	17	12	70.6	49	28T/14
1998	Anderson, Gary.....	35	35	100.0	53	2/1
1999	Anderson, Gary.....	30	19	63.3	44	23T/9T
2000	Anderson, Gary.....	23	22	95.7	49	17T/9
2001	Anderson, Gary.....	18	15	83.3	44	29/14
2002	Anderson, Gary.....	23	18	78.3	53	23/12
2003	Elling, Aaron.....	25	18	72.0	51	23T/12
2004	Andersen, Morten.....	22	18	81.8	48	23T/11T
2005	Edinger, Paul.....	34	25	73.5	56	12T/6T
2006	Longwell, Ryan.....	25	21	84.0	49	22T/11
2007	Longwell, Ryan.....	24	20	83.3	55	28/14
2008	Longwell, Ryan.....	34	29	85.3	54	8T/5T
2009	Longwell, Ryan.....	28	26	92.9	52	10T/4
2010	Longwell, Ryan.....	18	17	94.4	48	26/15
2011	Longwell, Ryan.....	28	22	78.6	53	25T/12T
2012	*Walsh, Blair.....	38	35	92.1	56	1/1
2013	Walsh, Blair.....	30	26	86.7	54	13T/6T
2014	Walsh, Blair.....	35	26	74.3	55	15T/7
2015	Walsh, Blair.....	39	34	87.2	54	1/1
2016	Forbath, Kai.....	15	15	100.0	51	31/15
2017	Forbath, Kai.....	38	32	84.2	53	9T/4T
2018	Bailey, Dan.....	28	21	75.0	52	20/12
2019	Bailey, Dan.....	29	27	93.1	50	8T/3T
2020	Bailey, Dan.....	22	15	68.2	53	28/14

*rookie
#total points/FGs made ranks



Chuck Foreman set the Vikings record with 22 TDs in a season in 1975, scoring 13 on the ground and 9 receiving TDs. Foreman was the last Vikings RB to lead the team in scoring before Dalvin Cook did it in 2020.

KICKOFF RETURNS

Year	Player	No.	Yds.	Avg.	Long	TD	#NFL/NFC
1961	*Mason, Tommy	25	603	24.1	42	0	15
1962	Butler, Billy	26	588	22.6	45	0	17
1963	Butler, Billy	33	713	21.6	35	0	17
1964	Butler, Billy	26	597	23.0	34	0	17
1965	*Rentzel, Lance	23	602	26.2	101t	1	10
1966	Fitzgerald, Mike	14	301	21.5	28	0	21
1967	Jones, Clinton	25	597	23.8	96t	1	14
1968	*West, Charlie	22	576	26.1	82	0	6
1969	Jones, Clinton	17	444	26.1	71	0	7
1970	Jones, Clinton	19	452	23.7	41	0	17/7
1971	West, Charlie	24	556	23.0	36	0	19/13
1972	Gilliam, John	14	369	26.3	47	0	8/6
1973	McClanahan, Brent	16	410	25.6	45	0	14/5
1974	McClanahan, Brent	23	549	23.9	52	0	20/10
1975	McClanahan, Brent	17	360	21.2	42	0	30/15
1976	*Willis, Leonard	24	552	23.0	57	0	19/18
1977	Moore, Manfred	44	523	21.8	48	0	25/15
1978	*Miller, Kevin	40	856	21.4	38	0	24/10T
1979	Edwards, Jimmy	44	1,103	25.1	83	0	2/1
1980	Payton, Eddie	53	1,184	22.3	59	0	14/7
1981	Payton, Eddie	39	898	23.0	99t	1	11/6
1982	Redwine, Jarvis	12	286	23.8	76	0	5/3
1983	Nelson, Darrin	18	445	24.7	50	0	3/1
1984	Nelson, Darrin	39	891	22.8	47	0	6/3
1985	*Rhymes, Buster	53	1,345	25.4	88	0	5/4
1986	Bess, Rufus	31	705	22.7	43	0	9/4
1987	Guggemos, Neal	36	808	22.4	42	0	7/15T
1988	*Harris, Darryl	39	833	21.4	30	0	12/4T
1989	Nelson, Darrin	14	307	21.9	32	0	DNQ
1990	Walker, Herschel	44	966	22.0	64	0	7/5
1991	Nelson, Darrin	31	682	22.0	50	0	9/6
1992	Nelson, Darrin	29	626	21.6	53	0	10/7T
1993	*Ismail, Qadry	42	902	21.5	47	0	10/7
1994	Ismail, Qadry	35	807	23.1	61	0	13/10
1995	Ismail, Qadry	42	1,037	24.7	71	0	7/12
1996	Ismail, Qadry	28	527	18.8	32	0	38/19
1997	Palmer, David	32	711	22.2	62	0	20/13
1998	Palmer, David	50	1,176	23.5	88t	1	18/9
1999	Tate, Robert	25	627	25.1	76t	1	4/3
2000	*Walters, Troy	30	652	23.1	38	0	18/9
2001	Jacquet, Nate	46	1,012	22.0	53	0	24/13
2002	Williams, Moe	24	516	21.5	51	0	32/20
2003	*Smith, Ontario	27	588	21.8	46	0	24/13
2004	Campbell, Kelly	35	760	21.7	55	0	26/14
2005	Robinson, Koren	47	1,221	26.0	86t	1	5/1
2006	Johnson, Bethel	45	1,054	23.4	65	0	21/10
2007	*Allison, Aundrae	20	574	28.7	104t	1	3/1
2008	Hicks, Maurice	29	690	23.8	38	0	24/13
2009	*Harvin, Percy	42	1,156	27.5	101t	2	4/3T
2010	Harvin, Percy	40	933	23.3	95t	1	21/9
2011	Harvin, Percy	16	520	32.5	104	1	DNQ
2012	Harvin, Percy	16	574	35.9	105t	1	DNQ
2013	*Patterson, Cordarelle	43	1,393	32.4	109t	2	1/1
2014	Patterson, Cordarelle	34	871	25.6	51	0	6/2
2015	Patterson, Cordarelle	32	1,019	31.8	101t	2	1/1
2016	Patterson, Cordarelle	25	792	31.7	104t	1	1/1
2017	McKinnon, Jerick	12	312	26.0	39	0	DNQ
2018	Abdullah, Ameer	10	258	25.8	33	0	DNQ
2019	Abdullah, Ameer	13	325	25.0	38	0	DNQ
2020	Abdullah, Ameer	15	352	23.5	33	0	DNQ

* rookie

#KR average/PR average ranks

PUNT RETURNS

Year	Player	No.	Yds.	Avg.	Long	TD	#NFL/NFC
1961	*Mason, Tommy	14	146	10.4	23	0	5
1962	Butler, Billy	12	169	14.1	46	0	DNQ
1963	Butler, Billy	21	220	10.5	60t	1	4
1964	Butler, Billy	22	156	7.1	32	0	12
1965	Mason, Tommy	9	63	7.0	17	0	DNQ
1966	Sharockman, Ed	9	95	10.5	76	0	DNQ
1967	Grim, Bob	25	101	4.0	81	0	12
1968	*West, Charlie	20	201	10.0	98t	1	4
1969	West, Charlie	39	245	6.3	55	0	6
1970	West, Charlie	29	169	5.8	53	0	24/10
1971	West, Charlie	18	94	5.2	16	0	22/9
1972	Gilliam, John	16	110	6.8	23	0	13T/6T
1973	Bryant, Bobby	25	140	5.6	16	0	26/12
1974	Wallace, Jackie	25	191	7.6	30	0	30/15
1975	Bryant, Bobby	19	125	6.6	16	0	25/15
1976	*Willis, Leonard	30	207	6.9	29	0	27T/13T
1977	Moore, Manfred	47	277	5.9	28	0	33/15
1978	*Miller, Kevin	48	239	5.0	47	0	30/15
1979	Edwards, Jimmy	33	186	5.6	42	0	26/12
1980	Payton, Eddie	34	251	7.4	19	0	25/13
1981	Payton, Eddie	38	303	8.0	28	0	18/10
1982	Payton, Eddie	22	179	8.1	35	0	13/6
1983	Bess, Rufus	21	158	7.5	23	0	25/13
1984	Nelson, Darrin	23	180	7.8	21	0	19/9
1985	Nelson, Darrin	16	133	8.3	21	0	DNQ
1986	Bess, Rufus	23	162	7.0	15	0	20/10
1987	Lewis, Leo	22	275	12.5	78t	1	5T/3T
1988	Lewis, Leo	58	550	9.5	64	0	12/5
1989	Lewis, Leo	44	446	10.1	65	0	8/7
1990	Lewis, Leo	25	180	7.2	30	0	18T/12
1991	Lewis, Leo	30	225	7.5	44	0	19/14
1992	Parker, Anthony	33	326	10.2	42	0	9/4
1993	*Gulford, Eric	29	212	7.3	50	0	21/10
1994	*Palmer, David	30	193	6.4	20	0	24/11
1995	Palmer, David	26	342	13.2	74t	1	1/1
1996	Palmer, David	22	216	9.8	69t	1	12/6
1997	Palmer, David	34	444	13.1	57	0	3/1
1998	Palmer, David	28	289	10.3	53	0	14/8
1999	Moss, Randy	17	162	9.5	64t	1	DNQ
2000	*Walters, Troy	15	217	14.5	63	0	DNQ
2001	Jacquet, Nate	29	219	7.6	23	0	22/12
2002	*Davis, Nick	24	190	7.9	57	0	17/12
2003	*Howry, Keenan	35	247	7.1	52	0	25/11
2004	Burleson, Nate	25	214	8.6	91t	1	16/7
2005	Moore, Mewelde	21	245	11.7	71t	1	3/2
2006	Moore, Mewelde	36	365	10.1	71t	1	11/4
2007	Moore, Mewelde	13	130	10.0	42	0	DNQ
2008	Berrian, Bernard	7	114	16.3	82t	1	DNQ
2009	Reynaud, Darius	30	308	10.3	36	0	9T/4
2010	Camarillo, Greg	39	359	9.2	52	0	16/9
2011	Sherels, Marcus	33	277	8.4	53	0	23/10
2012	Sherels, Marcus	32	287	9.0	77t	1	1/7
2013	*Patterson, Cordarelle	22	335	15.2	86t	1	2/1
2014	Sherels, Marcus	27	297	11.0	35	0	6/3
2015	Sherels, Marcus	34	311	9.1	65t	1	12/7
2016	Sherels, Marcus	21	292	13.9	79t	2	2/1
2017	Sherels, Marcus	39	372	9.5	46	0	7/4
2018	Sherels, Marcus	23	276	12.0	70	0	6/2
2019	Hughes, Mike	14	104	7.4	23	0	DNQ
2020	Beebe, Chad	9	42	4.7	13	0	DNQ



Percy Harvin led the team in kickoff returns in each of his 4 seasons with the Vikings and is tied for the career record with 5 KO return TDs.

INTERCEPTIONS

Year	Player	No.	Yds.	Avg.	Long	TD	#NFL/NFC
1961	*Hawkins, Rip	5	70	14.0	34	0	16T
1962	Sharockman, Ed	6	92	15.3	32	0	9T
1963	Sharockman, Ed	5	93	18.6	47	1	14T
1964	*Rose, George	6	48	8.0	32	1	5T
1965	Sharockman, Ed	6	118	19.7	40	1	3T
1966	Hackbart, Dale	5	73	14.6	41t	1	9T
1967	Mackbee, Earsell	5	98	19.6	40	1	13T
1968	Krause, Paul	7	82	11.7	29	0	7T
1969	Bryant, Bobby	8	97	12.1	56	0	2T
1970	Sharockman, Ed	7	132	18.8	43	1	5T/2T
1971	West, Charlie	7	236	33.7	89	0	6T/3T
1972	Krause, Paul	6	109	18.1	35	2	7T/3T
1973	Bryant, Bobby	7	105	15.0	46	1	3/1
1974	Wright, Nate	6	91	15.2	44	0	9T/4T
1975	Krause, Paul	10	201	20.1	81	0	2/1
1976	Wright, Nate	7	47	6.6	21	0	6T/4T
1977	Bryant, Bobby	4	44	11.0	41	0	29T/15T
1978	Bryant, Bobby	7	69	9.9	23	0	6T/4T
1979	Hannon, Tommy	4	85	21.3	52	0	32T/13T
	Wright, Nate	4	44	11.0	32	0	32T/13T
1980	Turner, John	6	22	3.7	13	0	13T/4T
1981	Hannon, Tommy	4	28	7.0	28	0	32T/20T
	Teal, Willie	4	23	5.8	15	0	32T/20T
1982	Teal, Willie	4	15	3.8	13	0	9T/4T
1983	Turner, John	6	37	6.7	22	0	15T/8T
	Swain, John	6	12	2.0	11	0	15T/8T
1984	Bess, Rufus	3	7	2.4	7	0	53T/24T
1985	Turner, John	5	62	12.4	25	0	21T/10T
1986	Holt, Issiac	8	54	6.8	27	0	5T/4T
1987	Browner, Joey	6	67	11.2	23	0	2T/2T
1988	Lee, Carl	8	118	14.8	58t	2	2T/2T
1989	Browner, Joey	5	70	14.0	34	0	16T/9T
1990	Browner, Joey	7	103	14.7	31	1	3T/2T
1991	Browner, Joey	5	97	19.4	45	0	8T/5T
1992	*McMillian, Audray	8	157	19.6	61t	2	1T/1
1993	Glenn, Vencie	5	49	9.8	23	0	14T/6T
1994	Parker, Anthony	4	99	24.8	44t	2	21T/12T
	Glenn, Vencie	4	55	13.8	32	0	21T/12T
1995	*Thomas, Orlando	9	108	12.0	45t	1	1/1
1996	Thomas, Orlando	5	57	11.4	34	0	11T/6T
1997	Washington, D.	4	71	17.8	27	0	23T/16T
1998	Hitchcock, Jimmy	7	242	34.6	79t	3	5T/2T
1999	Griffith, Robert	3	0	0.0	0	0	43/21
2000	Wong, Kailae	2	28	14.0	14	0	65T/34T
	Tate, Robert	2	12	6.0	12	0	65T/34T
2001	Griffith, Robert	2	25	12.5	14	0	72T/37T
	*Kelly, Eric	2	-7	-3.5	2	0	72T/37T
2002	Biekert, Greg	4	26	6.5	20	0	22T/11T
2003	Russell, Brian	9	185	20.6	50	0	1T/1T
2004	Winfield, Antoine	3	89	29.7	56	0	48T/23T
2005	Sharper, Darren	9	276	30.7	92t	2	3/1
2006	Smith, Dwight	4	81	20.3	47	0	18T/7T
	Winfield, Antoine	4	33	8.3	26	1	18T/7T
	Sharper, Darren	4	10	2.5	10	0	18T/7T
2007	Smith, Dwight	4	112	28.0	93t	1	23T/11T
	Sharper, Darren	4	61	15.3	41	1	23T/11T
2008	Leber, Ben	2	29	14.5	28	0	31T/15T
	Sapp, Benny	2	13	6.5	14	0	31T/15T
	Winfield, Antoine	2	5	2.5	4	0	31T/15T
	Williams, Madieu	2	-1	-0.5	0	0	31T/15T
2009	Griffin, Cedric	4	-2	-0.5	0	0	23T/14T
2010	Henderson, E.J.	3	10	3.3	10	0	31T/21T
	Abdullah, Husain	3	5	1.7	5	0	31T/21T
2011	Sanford, Jamarca	2	69	34.5	52	0	62T/41T
2012	*Smith, Harrison	3	87	29.0	56t	2	29T/17T
	Winfield, Antoine	3	37	12.3	31	0	29T/17T
2013	Greenway, Chad	3	23	7.7	23	0	32T/18T
2014	Smith, Harrison	5	150	30.0	81t	1	3t/2t
2015	Newman, Terence	3	4	1.3	4	0	24t/10t
2016	Rhodes, Xavier	5	133	26.6	100t	1	5t/2t
2017	Smith, Harrison	5	42	8.4	19	0	5t/2t
2018	Smith, Harrison	3	66	22.0	52	0	18t/10t
	Harris, Anthony	3	33	11.0	33	0	18t/10t
2019	Harris, Anthony	6	42	7.0	20t	1	1t/1
2020	Smith, Harrison	5	33	6.6	16	0	4t/1t

*rookie
#interception ranks

TACKLES (DEFENSIVE ONLY) press box statistics since 2020

Year	Player	Solo	Assists	Total
1961	*Hawkins, Rip	100	26	126
1962	Hawkins, Rip	74	16	90
1963	Hawkins, Rip	94	20	114
1964	Hawkins, Rip	61	38	99
1965	Vargo, Larry	78	10	88
1966	Warwick, Lonnie	66	26	92
1967	Warwick, Lonnie	90	23	113
1968	Page, Alan	66	30	96
1969	Warwick, Lonnie	70	6	76
1970	Warwick, Lonnie	60	11	71
1971	Hilgenberg, Wally	87	23	110
1972	Page, Alan	99	33	132
1973	Siemon, Jeff	112	43	155
1974	Siemon, Jeff	105	46	151
1975	Page, Alan	82	40	122
1976	Siemon, Jeff	120	41	161
1977	McNeill, Fred	92	44	136
1978	Siemon, Jeff	170	59	229
1979	Blair, Matt	132	37	169
1980	Studwell, Scott	151	54	205
1981	Studwell, Scott	156	74	230
1982	Studwell, Scott	85	37	122
1983	Studwell, Scott	132	83	215
1984	Studwell, Scott	142	71	213
1985	Studwell, Scott	107	97	204
1986	Browner, Joey	98	41	139
1987	Solomon, Jesse	92	29	121
	Browner, Joey	87	34	121
1988	Studwell, Scott	81	45	126
1989	Studwell, Scott	101	71	172
1990	Merrifweather, Mike	99	54	153
1991	Merrifweather, Mike	101	88	189
1992	Del Rio, Jack	110	39	149
1993	Del Rio, Jack	108	61	169
1994	Del Rio, Jack	118	67	185
1995	McDaniel, Ed	96	40	136
1996	Brady, Jeff	89	57	146
1997	McDaniel, Ed	77	58	135
1998	McDaniel, Ed	100	55	155
1999	McDaniel, Ed	110	56	166
2000	Wong, Kailae	94	40	134
2001	Wong, Kailae	90	26	116
2002	Biekert, Greg	72	75	147
2003	Chavous, Corey	86	22	108
2004	Henderson, E.J.	92	43	125
2005	Cowart, Sam	70	34	104
2006	Henderson, E.J.	95	47	142
2007	Henderson, E.J.	117	38	155
2008	Greenway, Chad	103	47	150
2009	Greenway, Chad	88	39	127
2010	Greenway, Chad	106	43	149
2011	Greenway, Chad	104	70	174
2012	Greenway, Chad	121	70	191
2013	Greenway, Chad	113	54	167
2014	Smith, Harrison	82	38	120
2015	*Kendricks, Eric	80	25	105
2016	Kendricks, Eric	86	40	126
2017	Kendricks, Eric	87	49	136
2018	Kendricks, Eric	77	43	120
2019	Kendricks, Eric	88	42	130
2020	Wilson, Eric	62	60	122



Ed McDaniel led the Vikings in tackles 4 times during his career and earned a Pro Bowl berth in 1998.

SACKS

Year	Player	Sacks
1961	Marshall, Jim	6.0
1962	Marshall, Jim	9.0
1963	Hultz, Don	10.5
	Marshall, Jim	10.5
1964	Marshall, Jim	11.5
1965	Marshall, Jim	7.5
1966	Marshall, Jim	7.0
1967	*Page, Alan	8.5
1968	Page, Alan	11.0
1969	Eller, Carl	15.0
	Marshall, Jim	15.0
1970	Eller, Carl	13.0
1971	Page, Alan	9.0
1972	Eller, Carl	7.0
1973	Eller, Carl	11.0
1974	Page, Alan	11.0
1975	Page, Alan	13.0
1976	Page, Alan	18.0
1977	Eller, Carl	15.0
1978	Mullaney, Mark	9.0
1979	Mullaney, Mark	8.0
1980	*Martin, Doug	5.0
	Mullaney, Mark	5.0
	Sutherland, Doug	5.0
1981	Blair, Matt	6.0
	Holloway, Randy	6.0
	Martin, Doug	6.0
1982	Martin, Doug	10.5
1983	Martin, Doug	12.0
1984	Holloway, Randy	5.0
	Johnson, Charlie	5.0
1985	Millard, Keith	11.0
1986	Millard, Keith	10.5
1987	Doleman, Chris	11.0
1988	Millard, Keith	8.0
	Doleman, Chris	8.0
1989	Doleman, Chris	21.0
1990	Doleman, Chris	11.0
1991	Randle, John	9.5
1992	Doleman, Chris	14.5
1993	Doleman, Chris	12.5
	Randle, John	12.5
1994	Randle, John	13.5
1995	Randle, John	10.5
1996	Randle, John	11.5
1997	Randle, John	15.5
1998	Randle, John	10.5
1999	Randle, John	10.0
2000	Randle, John	8.0
2001	Hovan, Chris	6.0
2002	Johnstone, Lance	7.0
2003	*Williams, Kevin	10.5
2004	Williams, Kevin	11.5
2005	Johnstone, Lance	7.5
2006	Scott, Darrion	5.5
2007	Edwards, Ray	5.0
	Leber, Ben	5.0
	Udeze, Kenechi	5.0
2008	Allen, Jared	14.5
2009	Allen, Jared	14.5
2010	Allen, Jared	11.0
2011	Allen, Jared	12.0
2012	Allen, Jared	12.0
2013	Allen, Jared	11.5
2014	Griffen, Everson	12.0
2015	Griffen, Everson	10.5
2016	Hunter, Danielle	12.5
2017	Griffen, Everson	13.0
2018	Hunter, Danielle	14.5
2019	Hunter, Danielle	14.5
2020	Ngakoue, Yannick	5.0

*rookie

SPECIAL TEAM TACKLES citing press box statistics since 2020

Year	Player	Tackles
1961	*Morris, Jack	18
1962	Sumner, Charlie	12
1963	Dillon, Terry	29
1964	Sharockman, Ed	12
1965	Barnes, Bill	13
1966	Hackbart, Dale	13
1967	Kirby, John	16
1968	Denny, Earl	21
1969	Mike Reilly	16
1970	Hackbart, Dale	14
1971	Gersbach, Carl	25
1972	West, Charlie	20
1973	Martin, Amos	19
1974	Martin, Amos	23
1975	McNeill, Fred	18
1976	Blair, Matt	18
1977	Allen, Nate	35
1978	Allen, Nate	20
1979	* Nord, Keith	21
1980	Nord, Keith	26
1981	Nord, Keith	17
1982	Nord, Keith	23
1983	*Browner, Joey	38
1984	Ashley, Walker Lee	28
1985	Lee, Carl	23
1986	Ashley, Walker Lee	25
1987	Ashley, Walker Lee	21
1988	Henderson, Wyman	23
1989	Dusabek, Mark	23
1990	McMillian, Audrey	20
1991	Eilers, Pat	22
1992	Reed, Jake	21
1993	Manusky, Greg	26
1994	Abrams, Bobby	28
1995	Griffith, Robert	29
1996	Walsh, Chris	16
1997	Morrow, Harold	32
1998	* Mays, Kivuusama	20
1999	Morrow, Harold	26
2000	Nelson, Jim	29
2001	Morrow, Harold	17
2002	* Brewer, Jack	26
2003	*Henderson, E.J.	27
2004	Winfield, Antoine	18
2005	Owens, Richard	22
2006	Farwell, Heath	25
2007	Farwell, Heath	32
2008	Abdullah, Husain	24
2009	Onatolu, Kenny	24
2010	Farwell, Heath	19
2011	Frampton, Eric	22
2012	McKenzie, Tyrone	20
2013	Blanton, Robert	19
2014	Sendejo, Andrew	13
2015	*Waynes, Tre	16
2016	Cole, Audie	13
2017	*Gedeon, Ben	16
2018	*Gease, Jayron	18
2019	*Boyd, Kris	11
2020	*Metellus, Josh	7

*rookie



Vikings legends Alan Page, Carl Eller and Jim Marshall were the foundation of the Vikings defense for the 1960s and 1970s. Every season from 1961-77, the Vikings leader in sacks was one of these three standouts.

VIKINGS INDIVIDUAL RECORDS

1961-77 - 14 games; 1978-20 - 16 games; 2021 - 17 games

Note: The 1982 regular season was reduced to nine games and the 1987 season to 15 games due to players' strike

COACHES

Games

- 259 Bud Grant, 1967-83, 85
- 159 Dennis Green, 1992-01
- 112 Mike Zimmer, 2014-**
- 95 Jerry Burns, 1986-91

Wins

- 158 Bud Grant, 1967-83, '85
- 97 Dennis Green, 1992-01
- 64 Mike Zimmer, 2014-**
- 52 Jerry Burns, 1986-91

Consecutive Wins

- 13 Bud Grant, 1974-75
- 12 Bud Grant, 1969
- 10 Dennis Green, 1999-00
- 9 Bud Grant, 1975
- 9 Dennis Green, 1998-99
- 9 Mike Tice, 2002-03

Losses

- 96 Bud Grant, 1967-83, 85
- 62 Dennis Green, 1992-01
- 51 Norm Van Brocklin, 1961-66

Consecutive Losses

- 7 Norm Van Brocklin, 1961
- 7 Norm Van Brocklin, 1961-62
- 6 Les Steckel, 1984
- 6 Leslie Frazier, 2011

Winning Percentage

- 62.0 Bud Grant, 1967-83, 85 (158-96-5)
- 61.0 Dennis Green, 1992-01 (97-62)
- 57.5 Mike Zimmer, 2014- (64-47-1)**
- 54.7 Jerry Burns, 1986-91 (52-43)

Seasons

- 18 Bud Grant, 1967-83, 85
- 10 Dennis Green, 1992-01
- 7 Mike Zimmer, 2014-20**
- 6 Norm Van Brocklin, 1961-66
- 6 Jerry Burns, 1986-91

Consecutive Winning Seasons

- 6 Bud Grant, 1973-78
- 5 Dennis Green, 1996-00
- 4 Bud Grant, 1968-71
- 4 Jerry Burns, 1986-89

Division Titles

- 11 Bud Grant, 1968-71, '73-78, '80
- 4 Dennis Green, 1992, '94, '98, 2000
- 2 Mike Zimmer, 2015, '17**
- 2 Brad Childress, 2008-09
- 1 Jerry Burns, 1989

Consecutive Division Titles

- 6 Bud Grant, 1973-78
- 4 Bud Grant, 1968-71
- 2 Brad Childress, 2008-09

SERVICE

Most Seasons

- 19 Jim Marshall, 1961-79
- 17 Mick Tingelhoff, 1962-78
- 15 Carl Eller, 1964-78
- 15 Ron Yary, 1968-82
- 15 Roy Winston, 1962-76
- 15 Fred Cox, 1963-77

Most Games Played

- 270 Jim Marshall, 1961-79
- 240 Mick Tingelhoff, 1962-78
- 210 Fred Cox, 1963-77
- 209 Carl Eller, 1964-78
- 202 Scott Studwell, 1977-90

Most Consecutive Games Played

- 240 Jim Marshall, 1961-79
- 240 Mick Tingelhoff, 1962-78
- 210 Fred Cox, 1963-77

Most Games Started

- 270 Jim Marshall, 1961-79
- 240 Mick Tingelhoff, 1962-78
- 201 Carl Eller, 1964-78

Most Consecutive Games Started

- 270 Jim Marshall, 1961-79
- 240 Mick Tingelhoff, 1962-78
- 181 Tim Irwin, 1982-93

SCORING

Most Seasons Leading Team

- 12 Fred Cox, 1963-73, 1976
- 6 Ryan Longwell, 2006-11
- 5 Rick Danmeier, 1978-82
- 5 Fuad Reveziz, 1991-95
- 5 Gary Anderson, 1998-02

Most Consecutive Seasons Leading Team

- 11 Fred Cox, 1963-73
- 6 Ryan Longwell, 2006-11
- 5 Rick Danmeier, 1978-82
- 5 Fuad Reveziz, 1991-95
- 5 Gary Anderson, 1998-02

POINTS

Career

- 1,365 Fred Cox, 1963-77 (519-pat, 282-fg)
- 670 Cris Carter, 1990-01 (110-td, 5-2 pt)
- 633 Ryan Longwell, 2006-11 (228-pat, 135-fg)
- 614 Adrian Peterson, 2007-16 (102-td, 1-2 pt)
- 598 Fuad Reveziz, 1991-95 (199-pat, 133-fg)

Season

- 164 Gary Anderson, 1998 (59-pat, 35-fg)
- 141 Blair Walsh, 2012 (36-pat, 35-fg)
- 135 Blair Walsh, 2015 (33-pat, 34-fg)
- 132 Ryan Longwell, 2009 (54-pat, 26-fg)
- 132 Fuad Reveziz, 1994 (30-pat, 34-fg)
- 132 Chuck Foreman, 1975 (22-td)

Most Seasons, 100 or More Points

- 4 Fred Cox, 1964-65, 1969-70
- 4 Fuad Reveziz, 1992-95
- 4 Blair Walsh, 2012-15
- 3 Gary Anderson, 1998-2000
- 3 Ryan Longwell, 2008-09, 2011

Season, Rookie

- 141 Blair Walsh, 2012 (36-pat, 35-fg)
- 106 Randy Moss, 1998 (17-td, 2-2 pt)
- 78 Adrian Peterson, 2007 (13-td)

Game

- 24 Chuck Foreman, @ Buf., 12/20/75 (4-tds)
- 24 Ahmad Rashad, vs. SF, 9/2/79 (4-tds)
- 24 Dalvin Cook, @ GB, 11/1/20, (4-tds)**
- 21 Rich Karlis, vs. LA Rams, 11/5/89 (7-fg)

Game, Opponent

- 30 Shaun Alexander, @ Sea., 9/29/02 (5-tds)
- 28 Paul Hornung, @ C.B., 9/16/62 (3-tds, 4-pat, 2-fg)

Most Consecutive Games Scoring

- 151 Fred Cox, 1963-73

TOUCHDOWNS

Most Seasons Leading Team

- 8 Adrian Peterson, 2007-13, 2015
- 5 Bill Brown, 1964, 1966-68, 1972
- 5 Ted Brown, 1980-81, 1983-85
- 5 Cris Carter, 1993, 1995-97, 1999
- 5 Randy Moss, 1998, 2000-01, 2003-04

Most Consecutive Seasons Leading Team

- 7 Adrian Peterson, 2007-13
- 4 Chuck Foreman, 1974-77

Career

- 110 Cris Carter, 1990-01 (110-p)
- 102 Adrian Peterson, 2007-16 (97-r, 5-p)
- 93 Randy Moss, 1998-04, 10 (92-p, 1-r)
- 76 Bill Brown, 1962-74 (52-r, 23-p, 1-rt)
- 75 Chuck Foreman, 1973-79 (52-r, 23-p)

Season

- 22 Chuck Foreman, 1975 (13-r, 9-p)
- 18 Adrian Peterson, 2009 (18-r)
- 17 Cris Carter, 1995 (17-p)
- 17 Randy Moss, 1998 (17-p)
- 17 Randy Moss, 2003 (17-p)
- 17 Dalvin Cook, 2020 (16-r, 1-p)**
- 16 Bill Brown, 1964 (7-r, 9-p)

Season, Rookie

- 17 Randy Moss, 1998 (17-p)
- 13 Adrian Peterson, 2007 (12-r, 1-p)

Game

- 4 Chuck Foreman, @ Buf., 12/20/75 (2-r, 2-p)
- 4 Ahmad Rashad, vs. S.F., 9/2/79 (4-p)
- 4 Dalvin Cook, @ GB, 11/1/20, (3-r, 1-p)**

Game, Opponent

- 6 Alvin Kamara, @ N.O., 12/25/20
- 10 Randy Moss, 2003-04
- 7 Dalvin Cook, 2020**

Most Consecutive Games Scoring TD

- 7 Moe Williams, 2002
- 7 Cris Carter, 1999
- 7 Randy Moss, 1998
- 7 Chuck Foreman, 1974
- 6 Tommy Mason, 1965
- 6 Bill Brown, 1968
- 6 Ted Brown, 1980
- 6 Cris Carter, 1996-1997
- 6 Cris Carter, 1998-99
- 6 Adrian Peterson, 2011
- 6 Cordarrelle Patterson, 2013-14
- 6 Adam Thielen, 2018**

POINTS AFTER TOUCHDOWN

Most Attempted, Career

- 538 Fred Cox, 1963-77
- 233 Ryan Longwell, 2006-11
- 217 Gary Anderson, 1998-02

Most Attempted, Season

- 59 Gary Anderson, 1998
- 55 Ryan Longwell, 2009
- 49 Chuck Nelson, 1988
- 48 Fred Cox, 1975
- 48 Aaron Elling, 2003

Most Attempted, Game

- 7 Fred Cox, vs. Bal., 9/28/69
- 7 Fred Cox, vs. Pit., 11/23/69
- 7 Fred Cox, vs. Hou., 10/13/74
- 7 Chuck Nelson, @ T.B., 10/23/88

Most Made, Career

- 519 Fred Cox, 1963-77
- 228 Ryan Longwell, 2006-11
- 215 Gary Anderson, 1998-02

Most Made, Season

- 59 Gary Anderson, 1998
- 54 Ryan Longwell, 2009
- 48 Chuck Nelson, 1988
- 48 Aaron Elling, 2003

Most Made, Game

- 7 Fred Cox, vs. Bal., 9/28/69
- 7 Fred Cox, vs. Pit., 11/23/69
- 7 Chuck Nelson, @ T.B., 10/23/88

Most Made, Game, Opponent

- 8 Jim Bakken, @ Stl., 10/6/63
- 7 Roger LeClerc, @ Chi., 12/17/61

Most Consecutive Made

- 199 Fred Cox, 1968-74
- 151 Gary Anderson, 1998-01
- 133 Fred Cox, 1964-68

Highest Percentage, Career

(minimum 200 made) 951 Gary Anderson, 1998-02 (215-212)

Most Made, No Misses, Season

- 59 Gary Anderson, 1998
- 48 Aaron Elling, 2003
- 46 Gary Anderson, 1999

FIELD GOALS

Most Attempted, Career

- 455 Fred Cox, 1963-77
- 171 Fuad Reveziz, 1990-95
- 158 Blair Walsh, 2012-16

Most Attempted, Season

- 46 Fred Cox, 1970
- 39 Rich Karlis, 1989
- 39 Fuad Reveziz, 1994
- 39 Blair Walsh, 2015

Most Attempted, Game

- 7 Rich Karlis, vs. LA Rams, 11/5/89
- 6 Fred Cox, vs. N.O., 9/27/70
- 6 Fred Cox, @ Chi., 9/23/73
- 6 Fred Cox, vs. Cle., 11/4/73

Most Made, Career

- 951 Gary Anderson, 1998-02 (215-212)
- 6 Fuad Reveziz, vs. G.B., 9/26/93
- 6 Gary Anderson, @ Bal., 12/13/98
- 6 Ryan Longwell, vs. Ind., 9/14/08
- 6 Blair Walsh, @ Tenn., 9/11/16
- 6 Kai Forbath, vs. Bal., 10/22/17

Most Attempted, Game, Opponent

- 8 Garo Yepremian, vs. Det., 11/13/66
- 7 Jason Hanson, @ Det., 10/17/99

Most Made, Career

- 282 Fred Cox, 1963-77
- 135 Ryan Longwell, 2006-11
- 133 Fuad Reveziz, 1990-95
- 133 Blair Walsh, 2016

Most Made, Season

- 35 Gary Anderson, 1998
- 35 Blair Walsh, 2012
- 34 Fuad Reveziz, 1994
- 34 Blair Walsh, 2015

Most Made, Season, Rookie

- 35 Blair Walsh, 2012
- 9 Mike Mercer, 1961

Most Made, Game

- 7 Rich Karlis, vs. LA Rams, 11/5/89
- 6 Gary Anderson, @ Bal., 12/13/98
- 6 Kai Forbath, vs. Bal., 10/22/17

Most Made, Game, Opponent

- 6 Garo Yepremian, vs. Det., 11/13/66
- 6 Jason Hanson, @ Det., 10/17/99

Most Made, No Misses, Game

- 7 Rich Karlis, vs. LA Rams, 11/5/89

Most Made, One Quarter

- 3 Many times, last Blair Walsh, @ StL, 12/16/12 (2nd)

Most Consecutive Field Goals Made

- 35 Gary Anderson, 1998
- 31 Fuad Reveiz, 1994-95

Most Consecutive Games Made FG

- 31 Fred Cox, 1968-70

Longest Field Goal

- 56 Paul Edinger, vs. G.B., 10/23/05
- 56 Blair Walsh @ Hou., 12/23/12
- 55 Ryan Longwell, @ Chi., 10/14/07
- 55 Blair Walsh, vs. Jax., 9/9/12
- 55 Blair Walsh, @ Sea., 11/4/12
- 55 Blair Walsh, vs. Atl., 9/28/14
- 55 Blair Walsh, @Buf., 10/19/14
- 54 Jan Stenerud, vs. Atl., 9/16/84
- 54 Paul Edinger, vs. Chi., 1/1/06
- 54 Ryan Longwell, vs. G.B., 11/9/08
- 54 Ryan Longwell, @ Jax., 11/23/08
- 54 Blair Walsh, vs. G.B., 12/20/12
- 54 Blair Walsh, vs. Pit., 9/29/13
- 54 Blair Walsh, @ Ari., 12/10/16

Longest Field Goal, Opponent

- 61 Greg Zuerlein, vs. StL., 11/8/15
- 58 Mason Crosby, vs. G.B., 10/23/11
- 58 Matt Prater, vs. Det., 11/6/16
- 57 Justin Tucker, vs. Bal., 10/22/18

Most Made, 50 or More Yards, Career

- 24 Blair Walsh, 2012-16
- 11 Ryan Longwell, 2006-11
- 8 Fuad Reveiz, 1990-95

Most Made, 50 or More Yards, Season

- 10 Blair Walsh, 2012
- 6 Ryan Longwell, 2008
- 6 Blair Walsh, 2015
- 6 Kai Forbath, 2017

Most Made, 50 or More Yards, Game

- 3 Blair Walsh, @ StL., 12/16/12

Highest Field Goal Percentage, Career (100 made)

- 86.0 Ryan Longwell, 2006-11 (135-157)
- 84.5 Gary Anderson, 1998-02 (109-129)
- 84.2 Blair Walsh, 2012-15 (133-158)
- 77.8 Fuad Reveiz, 1990-95 (133-171)
- 62.0 Fred Cox, 1963-77 (282-455)

Highest Field Goal Percentage, Season (Qualifiers)

- 100.0 Gary Anderson, 1998 (35-35)
- 95.7 Gary Anderson, 2000 (22-23)
- 94.4 Ryan Longwell, 2010 (17-18)
- 93.1 Dan Bailey, 2019 (27-29)
- 92.9 Ryan Longwell, 2003 (26-28)

CAREERS

- 4.0 Jared Allen, 2008-12
- 2.5 Chris Dooleman, 1985-'93, '99
- 2.0 Carl Eller, 1964-78
- 2.0 Alan Page, 1967-78

Season

- 2 Alan Page, 1971
- 2 Jared Allen, 2008

Game

- 1 Many Times, last vs. Jax., M. Glennon sacked in EZ by headi Odenigbo

RUSHING

Most Seasons Leading Team

- 8 Adrian Peterson, 2007-13, 2015
- 6 Chuck Foreman, 1973-78
- 6 Robert Smith, 1995-00
- 5 Darrin Nelson, 1983, 1985-88

Most Consecutive Seasons Leading Team

- 7 Adrian Peterson, 2007-13
- 6 Chuck Foreman, 1973-78
- 6 Robert Smith, 1995-00

ATTEMPTS

Career

- 2,418 Adrian Peterson, 2007-16
- 1,627 Bill Brown, 1962-74
- 1,529 Chuck Foreman, 1973-79
- 1,411 Robert Smith, 1993-00

Season

- 363 Adrian Peterson, 2008
- 348 Adrian Peterson, 2012
- 327 Adrian Peterson, 2015

Season, Rookie

- 238 Adrian Peterson, 2007
- 201 Alfred Anderson, 1984
- 182 Chuck Foreman, 1973

Game

- 35 Adrian Peterson, vs. Chi., 12/11/13
- 34 Adrian Peterson, vs. G.B., 12/30/12

- 33 Chuck Foreman, vs. S.D., 11/23/75
- 33 Chuck Foreman, @ Det., 12/17/77
- 33 Terry Allen, @ Pit., 12/20/92
- 33 Scottie Graham, vs. K.C., 12/26/93

Game, Opponent

- 40 Walter Payton, @ Chi., 11/20/77
- 36 James Jones, vs. Det., 9/7/86
- 35 Earl Campbell, vs. N.O., 11/24/85

Consecutive Attempts Without Fumble

- 478 Robert Smith, 1996-98
- 349 Scottie Graham, 1993-96

YARDS

Career

- 11,747 Adrian Peterson, 2007-16
- 6,818 Robert Smith, 1993-00
- 5,887 Chuck Foreman, 1973-79
- 5,757 Bill Brown, 1962-74

Season

- 2,097 Adrian Peterson, 2012
- 1,760 Adrian Peterson, 2008

1,557 Dalvin Cook, 2020

- 1,521 Robert Smith, 2000
- 1,485 Adrian Peterson, 2015
- 1,383 Adrian Peterson, 2009
- 1,341 Adrian Peterson, 2007
- 1,298 Adrian Peterson, 2010
- 1,296 Michael Bennett, 2002

Season, Rookie

- 1,341 Adrian Peterson, 2007
- 801 Chuck Foreman, 1973
- 773 Alfred Anderson, 1984

Game

- 296 Adrian Peterson, vs. S.D., 11/4/07
- 224 Adrian Peterson, @ Chi., 10/14/07
- 212 Adrian Peterson, @ StL., 12/16/12
- 211 Adrian Peterson, vs. Chi., 12/1/13
- 210 Adrian Peterson, @ G.B., 12/2/12
- 206 Dalvin Cook, vs. Det., 11/8/20
- 203 Adrian Peterson, @ Oak., 11/15/15
- 200 Chuck Foreman, @ Phi., 10/24/76
- 199 Adrian Peterson, vs. G.B., 12/30/12
- 192 Adrian Peterson, vs. G.B., 11/9/08

Game, Rookie

- 296 Adrian Peterson, vs. S.D., 11/4/07
- 224 Adrian Peterson, @ Chi., 10/14/07
- 148 Oterrio Smith, @ Chi., 12/14/03

Game, Opponent

- 275 Walter Payton, @ Chi., 11/20/77
- 220 Barry Sanders, vs. Det., 11/24/91
- 219 James Wilder, vs. T.B., 11/6/83
- 203 Earl Campbell, @ Hou., 12/21/80

Longest Run (All TDs)

- 95 Chester Taylor, @ Sea., 10/22/06
- 85 Michael Bennett, @ T.B., 11/3/02
- 84 Chester Taylor, @ S.F., 12/9/07
- 82 Adrian Peterson, @ G.B., 12/2/12
- 82 Adrian Peterson, @ StL., 12/16/12
- 80 Clinton Jones, vs. Chi., 11/2/69
- 80 Adrian Peterson, vs. Det., 9/26/10
- 80 Adrian Peterson, @ Oak., 11/15/15
- 78 Robert Smith, @ Buf., 8/31/97
- 78 Michael Bennett, vs. NVG, 11/10/02
- 78 Adrian Peterson, vs. Det., 9/8/13

Longest Run, Opponent

- 99 Tony Dorsett, vs. Dal., 1/3/83 (td)
- 91 Damien Williams, @ KC, 11/3/19 (td)
- 76 Robert Griffin III, @ Was., 10/14/12 (td)
- 75 James Wilder, vs. T.B., 11/6/83 (td)
- 75 Kalen Ballage, vs. Mia, 12/16/18(td)

Most Seasons, 1,000+ Yards

- 7 Adrian Peterson, 2007-10, 2012-13, 2015
- 4 Robert Smith, 1997-00
- 3 Chuck Foreman, 1975-77

Most Consecutive Seasons, 1,000+ Yards

- 4 Robert Smith, 1997-00
- 4 Adrian Peterson, 2007-10
- 3 Chuck Foreman, 1975-77

Most Games, 100+ Yards, Career

- 49 Adrian Peterson, 2007-16
- 29 Robert Smith, 1993-00
- 17 Chuck Foreman, 1973-79
- 15 Dalvin Cook, 2017-
- 9 Michael Bennett, 2001-05
- 8 Bill Brown, 1962-74

Most Games, 100+ Yards, Season

- 10 Adrian Peterson, 2008
- 10 Adrian Peterson, 2012
- 8 Robert Smith, 2000
- 8 Dalvin Cook, 2020
- 7 Adrian Peterson, 2015
- 6 Robert Smith, 1997
- 6 Adrian Peterson, 2007

- 5 Chuck Foreman, 1975
- 5 Robert Smith, 1998
- 5 Michael Bennett, 2002
- 5 Adrian Peterson, 2010
- 5 Adrian Peterson, 2013
- 5 Dalvin Cook, 2019

Most Consecutive Games, 100+ Yards

- 8 Adrian Peterson, 10/21/12-12/16/12
- 5 Robert Smith, 11/6/00-11/30/00
- 4 Michael Bennett, 10/27/02-11/17/02
- 4 Adrian Peterson, 10/12/08-11/9/08
- 3 Chuck Foreman, 11/9/75-11/23/75
- 3 Adrian Peterson, 9/23/07-10/14/07
- 3 Adrian Peterson, 11/30/08-12/14/08
- 3 Adrian Peterson, 11/1/15-11/15/15
- 3 Dalvin Cook, 9/8/19-9/22/19
- 3 Dalvin Cook, 12/6/20-12/20/20

AVERAGE GAIN

Career (700 att.)

- 4.90 Adrian Peterson, 2007-16 (2,418-11,747)
- 4.75 Robert Smith, 1993-99 (1,116-5,297)
- 4.45 Michael Bennett, 2001-05 (723-3,174)

Season (Qualifiers)

- 6.0 Adrian Peterson, 2012 (348-2,097)
- 5.6 Adrian Peterson, 2007 (238-1,341)
- 5.5 Robert Smith, 1997 (232-1,266)

Game (10 att.)

- 12.2 Tommy Mason, vs. Bal., 11/17/63
- 11.7 Terry Allen, @ G.B., 9/6/62
- 11.4 Michael Bennett, @ T.B., 11/3/02

TOUCHDOWNS

Most Seasons Leading Team

- 8 Adrian Peterson, 2007-13, 2015
- 6 Chuck Foreman, 1973-78
- 6 Ted Brown, 1980-81, 1983-86

Most Consecutive Seasons Leading Team

- 7 Adrian Peterson, 2007-13
- 6 Chuck Foreman, 1973-78
- 4 Ted Brown, 1983-86

Career

- 97 Adrian Peterson, 2007-16
- 52 Chuck Foreman, 1973-79
- 52 Bill Brown, 1962-74
- 40 Ted Brown, 1979-86

Season

- 18 Adrian Peterson, 2009
- 16 Dalvin Cook, 2020
- 13 Dalvin Cook, 2019
- 13 Chuck Foreman, 1975
- 13 Chuck Foreman, 1976
- 13 Terry Allen, 1992

Game, Opponent

- 12 Adrian Peterson, 2007
- 5 Fran Tarkenton, 1961
- 5 DJ, Dozier, 1987
- 5 Oterrio Smith, 2003

Game

- 3 Tommy Mason, @ S.F., 10/24/65
- 3 Clinton Jones, vs. Det., 11/15/70
- 3 Chuck Foreman, @ G.B., 9/15/74
- 3 Chuck Foreman, vs. S.D., 11/23/75
- 3 DJ, Dozier, vs. Den., 10/26/87
- 3 Herschel Walker, @ Phoe., 10/27/91
- 3 Dante Culpepper, vs. Chi., 9/3/00
- 3 Oterrio Smith, vs. K.C., 12/20/03
- 3 Artose Pinner, @ Det., 12/10/06
- 3 Adrian Peterson, @ Chi., 10/14/07
- 3 Adrian Peterson, vs. S.D., 11/4/07
- 3 Chester Taylor, vs. Oak., 11/18/07
- 3 Adrian Peterson, @ Cle., 9/13/09
- 3 Adrian Peterson, vs. Buf., 12/5/10
- 3 Adrian Peterson, vs. Ari., 10/9/11
- 3 Matt Asiata, vs. Phi., 12/15/13
- 3 Matt Asiata, vs. Atl., 9/28/14
- 3 Matt Asiata, vs. Was., 11/2/14
- 3 Dalvin Cook, @ GB, 11/1/20

Game, Opponent

- 6 Alvin Kamara, @ N.O., 12/25/20
- 4 Lenny Moore, @ Bal., 10/1/61
- 4 Billy Kilmer, vs. S.F., 10/15/61
- 4 Barry Sanders, vs. Det., 11/24/91
- 4 Marshall Faulk, @ St.L., 12/10/00
- 4 Shaun Alexander, @ Sea., 9/29/02

Most Consecutive Games w/Rushing TD

- 7 Moe Williams, 2002
- 7 Dalvin Cook, 2020
- 6 Bill Brown, 1968
- 6 Adrian Peterson, 2011

PASSING

Most Seasons Leading Team

- 13 Fran Tarkenton, 1961-66, 1972-78

2021 VIKINGS

7 Tommy Kramer, 1979-82, 1984-86

Most Consecutive Seasons

Leading Team

7 Fran Tarkenton, 1972-78
6 Fran Tarkenton, 1961-66
5 Daunte Culpepper, 2000-04
4 Tommy Kramer, 1979-82

RATING

Highest, Career (1,500 att.)

103.6 Kirk Cousins, 2018-Present
91.5 Daunte Culpepper, 1999-05
82.5 Brad Johnson, 1992-98, 2005-06
80.2 Fran Tarkenton, 1961-66, 1972-78

Highest, Season (qualifiers)

110.9 Daunte Culpepper, 2004
107.4 Kirk Cousins, 2019
107.2 Brett Favre, 2009
106.0 Randall Cunningham, 1998

Game (20 att.)

157.2 Gus Frierotte, vs. S.F., 9/28/03
154.4 Teddy Bridgewater, vs. Chi., 12/20/15
151.8 Fran Tarkenton, vs. Hou., 10/13/74
151.3 Daunte Culpepper, vs. G.B., 12/24/04

ATTEMPTS

Career

4,569 Fran Tarkenton, 1961-66, 1972-78
3,648 Tommy Kramer, 1977-89
2,607 Daunte Culpepper, 1999-05

Season

606 Warren Moon, 1995
606 Kirk Cousins, 2018
601 Warren Moon, 1994
593 Tommy Kramer, 1981

Game

63 Rich Gannon, @ N.E., 10/20/91
62 Steve Dils, @ T.B., 9/5/81
61 Tommy Kramer, @ N.E., 12/16/79

Game, Opponent

70 Drew Bledsoe, @ N.E., 11/13/94
57 Troy Aikman, @ Dal., 11/26/98
55 Doug Williams, vs. T.B., 11/16/80
55 Sam Bradford, @ Stl., 12/16/12

COMPLETIONS

Career

2,635 Fran Tarkenton, 1961-66, 1972-78
2,011 Tommy Kramer, 1977-89
1,678 Daunte Culpepper, 1999-05

Season

425 Kirk Cousins, 2018
395 Sam Bradford, 2016
379 Daunte Culpepper, 2004
377 Warren Moon, 1995

Game

40 Kirk Cousins, vs. Buf., 9/23/18
38 Tommy Kramer, vs. Cle., 12/14/80
38 Tommy Kramer, vs. G.B., 11/29/81
37 Steve Dils, @ T.B., 9/5/81
37 Daunte Culpepper, @ Phi., 9/20/04

Game, Opponent

45 Drew Bledsoe, @ N.E., 11/13/94
36 Ben Roethlisberger, vs. Pit., 9/29/13
35 Drew Bledsoe, vs. Buf., 9/15/02
35 Sam Bradford, Stl., 12/16/12
35 Ryan Tannehill, @ Mia., 12/21/14

Consecutive Passes Completed

16 Tommy Kramer, @ G.B., 11/17/79
14 Wade Wilson, vs. Det., 11/6/88

COMPLETION PERCENTAGE

Career (1,500 att.)

69.0 Kirk Cousins, 2018 (1,091-1,566)
64.4 Daunte Culpepper, 1999-05 (1,678-2,607)
62.0 Brad Johnson, 1992-98, 2005-06 (1,036-1,670)
57.6 Fran Tarkenton, 1961-66, 1972-78 (2,635-4,569)

Season (qualifier)

71.6 Sam Bradford, 2016 (395-552)
70.1 Kirk Cousins, 2018 (425-606)
69.2 Daunte Culpepper, 2004 (379-548)
69.1 Kirk Cousins, 2019 (307-444)
68.4 Brett Favre, 2009 (363-531)

Game (20 attempts)

88.5 Kirk Cousins, vs. Wash., 10/24/19 (23-26)
88.0 Brett Favre, vs. Sea., 11/22/09 (22-25)
87.0 Case Keenum, vs. Cin., 12/17/17 (20-23)

YARDS GAINED

Career

33,098 Fran Tarkenton, 1961-66, 1972-78
24,775 Tommy Kramer, 1977-89
20,162 Daunte Culpepper, 1999-05

Season

4,717 Daunte Culpepper, 2004

4,298 Kirk Cousins, 2018

4,265 Kirk Cousins, 2020

4,264 Warren Moon, 1994

4,228 Warren Moon, 1995

4,202 Brett Favre, 2009

Game

490 Tommy Kramer, @ Was., 11/2/86 (OT)
456 Tommy Kramer, vs. Cle., 12/14/80
449 Joe Kapp, vs. Bal., 9/28/69
446 Brett Favre, vs. Ari., 11/7/10

Game, Opponent

486 Doug Williams, vs. T.B., 11/16/80
465 Jared Coff, @ L.A.R., 9/27/18
463 Drew Bledsoe, vs. Buf., 9/15/02

Most Seasons, 3,000+ Passing Yards

5 Tommy Kramer, 1979-81, 1985-86
4 Daunte Culpepper, 2000, 2002-04

Most Games, 300+ Passing Yards, Career

19 Tommy Kramer, 1977-89
19 Daunte Culpepper, 1999-05
14 Kirk Cousins, 2018-
10 Warren Moon, 1994-95

Most Games, 300+ Passing Yards, Season

6 Warren Moon, 1994
6 Daunte Culpepper, 2004
6 Brett Favre, 2009
5 Tommy Kramer, 1981
5 Tommy Kramer, 1985
5 Daunte Culpepper, 2000
5 Kirk Cousins, 2020

Most Consecutive Games,

300+ Passing Yards

4 Daunte Culpepper, 2004
3 Kirk Cousins, 2019
3 Kirk Cousins, 2018
3 Randall Cunningham, 1998
3 Warren Moon, 1994
3 Warren Moon, 1995
3 Tommy Kramer, 1985

Longest Pass Completion (All TDs, *Overtime)

99 Gus Frierotte (to B. Berrian), vs. Chi., 11/30/08
89 Fran Tarkenton (to C. Ferguson), @ Chi., 11/11/62
87* Teddy Bridgewater (to J. Wright), vs. N.Y., 12/7/14 (OT)
86 Gus Frierotte (to B. Berrian), vs. Det., 10/12/08
85 Joe Kapp (to G. Washington), vs. Stl., 10/8/67
85 Warren Moon (to Q. Ismail), vs. Det., 9/10/95
83 Joe Kapp (to G. Washington), vs. Bal., 9/28/69
82 Brad Johnson (to J. Reed), @ Oak., 11/17/96
82 Daunte Culpepper (to R. Moss), @ Det., 12/19/04
80 Fran Tarkenton (to J. Gilliam), vs. Hou., 10/13/74
80 Jeff George (to M. Hatchette), vs. S.F., 10/24/99
80 Todd Bouman (to M. Bennett), @ Pit., 12/2/01
80 Brad Johnson (to K. Robinson), @ Det., 12/4/05

Opponent/Longest Pass Comp. (All TDs)

95 Lynn Dickey (to Steve Odum), vs. G.B., 10/27/77
94 Ken Anderson (to Billy Brooks), vs. Cin., 11/13/77
93 Rodney Peete (to Herman Moore), vs. Det., 10/31/93

AVERAGE GAIN

Career (1,500 att.)

7.73 Daunte Culpepper, 1999-05 (2,607-20,162)
7.29 Wade Wilson, 1981-91 (1,665-12,135)
7.24 Fran Tarkenton, 1961-66, 1972-78 (4,569-33,098)

6.79 Tommy Kramer, 1977-89 (3,648-24,775)

Season (qualifiers)

8.72 Randall Cunningham, 1998 (425-3,704)
8.61 Daunte Culpepper, 2004 (548-4,717)
8.56 Jeff George, 1999 (329-2,816)
8.31 Daunte Culpepper, 2000 (474-3,937)

Game (20 att.)

14.0 Tommy Kramer, @ Was., 11/2/86 (35-490)
13.9 Fran Tarkenton, vs. Det., 11/7/76 (25-347)
13.8 Randall Cunningham, @ G.B., 10/5/98 (32-442)

TOUCHDOWNS

Career

* Denotes overtime

239 Fran Tarkenton, 1961-66, 1972-78

159 Tommy Kramer, 1977-89

135 Daunte Culpepper, 1999-05

Season

39 Daunte Culpepper, 2004
35 Kirk Cousins, 2020
34 Randall Cunningham, 1998
33 Warren Moon, 1995
33 Daunte Culpepper, 2000
33 Brett Favre, 2009

Game

7 Joe Kapp, vs. Bal., 9/28/69
6 Tommy Kramer, vs. G.B., 9/28/86
5 Tommy Kramer, vs. Chi., 11/28/82
5 Daunte Culpepper, vs. Dal., 9/12/04
5 Daunte Culpepper, @ Hou., 10/10/04
5 Daunte Culpepper, @ N.O., 10/17/04

Game, Rookie

4 Fran Tarkenton, vs. Chi., 9/17/61
4 Fran Tarkenton, vs. La Rams, 12/31/61
4 Fran Tarkenton, @ Chi., 12/17/61

Game, Opponent

5 Gary Cuozzo, vs. Bal., 11/14/65
5 John Brodie, vs. S.F., 11/28/65
5 Gary Danielson, @ Det., 12/9/78
5 John Elway, @ Den., 11/18/84
5 Brett Favre, @ G.B., 9/21/97
5 Brad Johnson, @ T.B., 11/3/02
5 Drew Brees, vs. N.O., 12/18/11
5 Jared Goff, @ L.A.R., 9/27/18

Most Games, Four or More Touchdown

Passes, Career

9 Tommy Kramer, 1977-89
7 Fran Tarkenton, 1961-66, 1972-78
6 Daunte Culpepper, 1999-05

Most Games, Four or More Touchdown

Passes, Season

4 Randall Cunningham, 1998
4 Daunte Culpepper, 2004
3 Fran Tarkenton, 1961
3 Tommy Kramer, 1981

Most Consecutive Games,

Four or More Touchdown Passes

2 Tommy Kramer, 1981
2 Warren Moon, 1995
2 Randall Cunningham, 1998
2 Randall Cunningham, 1998
2 Daunte Culpepper, 2004
2 Kirk Cousins, 2019

Most Consecutive Games, Touchdown Pass

24 Daunte Culpepper, 2000-01
21 Daunte Culpepper, 2003-04
19 Kirk Cousins, 2018-19
15 Brad Johnson, 1996-97
13 Fran Tarkenton, 1974-75

HAD INTERCEPTED

Career

194 Fran Tarkenton, 1961-66, 1972-78
157 Tommy Kramer, 1977-89
86 Daunte Culpepper, 1999-2005

Season

32 Fran Tarkenton, 1978
26 Tommy Kramer, 1985
25 Fran Tarkenton, 1962

Game

5 Many times, last by Daunte Culpepper, @ Cin., 9/18/05

Game, Opponent

6 Vinny Testaverde, @ T.B., 10/23/88
6 Billy Wade, @ Chi., 11/11/62
5 Kim McQuilken, vs. Atl., 11/9/75
5 Eric Hipple, vs. Det., 9/25/83
5 Ryan Fitzpatrick, vs. Stl., 12/11/05

Consecutive Attempts, No Interceptions

201 Kirk Cousins, 2019
193 Warren Moon, 1995
162 Randall Cunningham, 1997-98
159 Brett Favre, 2009

Most Attempts, No Interceptions, Game

63 Rich Gannon, @ N.E., 10/20/91

Most Attempts, No Interceptions, Game, Opponent

70 Drew Bledsoe, @ N.E., 11/13/94

LOWEST PERCENTAGE

PASSES INTERCEPTED

Career (1,500 att.)

2.9 Brad Johnson, 1992-98, 2005-06 (1,670-48)
3.3 Daunte Culpepper, 1999-05 (2,607-86)
4.2 Fran Tarkenton, 1961-66, '72-78 (4,569-194)

Season (qualifiers)

0.9 Sam Bradford, 2016 (552-5)
1.3 Brett Favre, 2009 (531-7)

14 Brad Johnson, 2005 (294-4)
 14 Kirk Cousins, 2019 (444-6)

TIMES SACKED

Career
 417 Fran Tarkenton, 1961-66, 1972-78
 247 Tommy Kramer, 1977-89
 228 Daunte Culpepper, 1999-05

Season
 47 Daunte Culpepper, 2002
 46 Fran Tarkenton, 1964
 46 Daunte Culpepper, 2004
 45 Fran Tarkenton, 1962

Game
 11 Archie Manning, @ Chi., 10/28/84
 9 Fran Tarkenton, @ Chi., 12/17/61
 9 Fran Tarkenton, vs. Bal., 9/23/62
 9 Fran Tarkenton, vs. Det., 10/11/64
 9 Daunte Culpepper, @ Atl., 10/2/05

Game, Opponent
 10 Matthew Stafford, vs. Det., 11/4/18
 9 Bill Munson, vs. Det., 10/6/68
 9 Bobby Douglass, vs. Chi., 11/2/69
 9 Randy Johnson, @ Atl., 12/20/70
 9 Jim Harbaugh, @ Chi., 10/25/93
 9 Ryan Tannehill, vs. Mia., 12/16/18

Highest Attempts/Sack Ratio, Career (1,000 att.)
 18.0 Warren Moon, 1994-95 (1,207-67)
 16.7 Brad Johnson, 1992-98, '05-06 (1,670-100)
 14.7 Tommy Kramer, 1977-89 (3,648-248)1

Highest Attempts/Sack Ratio, Season (qualifiers)
 31.2 Tommy Kramer, 1981 (593-19)
 21.9 Case Keenum, 2017 (481-22)
 21.3 Randall Cunningham, 1998 (425-20)

PASS RECEIVING

RECEPTIONS

Most Seasons, Leading Team
 10 Cris Carter, 1991-00
 4 Anthony Carter, 1987-90

Most Consecutive Seasons, Leading Team
 10 Cris Carter, 1991-00
 4 Anthony Carter, 1987-90

Career
 1,004 Cris Carter, 1990-01
 587 Randy Moss, 1998-04, '10
 498 Steve Jordan, 1982-94

Season
 122 Cris Carter, 1994
 122 Cris Carter, 1995
 113 Adam Thielen, 2018
 111 Randy Moss, 2003

Season, Rookie
 88 Justin Jefferson, 2020
 69 Randy Moss, 1998
 60 Percy Harvin, 2009

Game
 15 Rickey Young, @ N.E., 12/16/79
 14 Cris Carter, @ Ari., 10/2/94
 14 Adam Thielen, vs. Buf., 9/23/18
 13 Stefon Diggs, vs. Det., 11/6/16
 13 Stefon Diggs, @ Wash., 11/13/16
 13 Stefon Diggs, @ Chi., 11/18/18

Game, Rookie
 9 Sammy White, vs. LA Rams, 9/19/76
 9 Sammy White, @ Mia., 12/11/76
 9 Justin Jefferson, vs. Atl., 10/18/20
 9 Justin Jefferson, vs. Jax., 12/6/20
 9 Justin Jefferson, @ Det., 1/3/21
 8 James Brim, @ Chi., 10/11/87
 8 Randy Moss, vs. G.B., 11/22/98
 8 Randy Moss, vs. Chi., 12/6/98
 8 Cordarelle Patterson, at G.B., 11/24/13
 8 Justin Jefferson, @ Chi., 11/16/20
 8 Justin Jefferson, vs. Chi., 12/20/20

Game, Opponent
 14 Jerry Rice, @ S.F., 12/18/95
 13 James Wilder, @ T.B., 9/15/85
 13 Peepless Rice, vs. Buf., 9/15/02

Most Consecutive Games, Pass Reception
 111 Cris Carter, 1991-98
 105 Anthony Carter, 1985-92
 105 Randy Moss, 1998-04, '10

Most Seasons 50 or More Pass Receptions
 11 Cris Carter, 1991-01
 6 Ahmad Rashad, 1976-81
 6 Randy Moss, 1998-03
 5 Steve Jordan, 1985-86, '88, '91, '93
 5 Anthony Carter, 1988-91, '93

YARDS

Most Seasons Leading Team
 6 Randy Moss, 1998-03

5 Anthony Carter, 1985, 1987-90
 5 Cris Carter, 1991-95

Most Consecutive Seasons Leading Team
 6 Randy Moss, 1998-03
 5 Cris Carter, 1991-95
 4 Gene Washington, 1967-70
 4 Anthony Carter, 1987-90

Career
 12,383 Cris Carter, 1990-01
 9,316 Randy Moss, 1998-04, '10
 7,635 Anthony Carter, 1985-93

Season
 1,632 Randy Moss, 2003
 1,437 Randy Moss, 2000
 1,413 Randy Moss, 1999
 1,373 Adam Thielen, 2018
 1,371 Cris Carter, 1995

Season, Rookie
 1,400 Justin Jefferson, 2020
 1,313 Randy Moss, 1998
 906 Sammy White, 1976

Game
 210 Sammy White, vs. Det., 11/7/76
 204 Randy Moss, @ Chi., 11/14/99
 202 Paul Flatley, @ S.F., 10/24/65
 202 Adam Thielen, @ G.B., 12/24/16
 201 Sidney Rice, vs. Det., 11/5/09

Game, Rookie
 210 Sammy White, vs. Det., 11/7/76
 190 Randy Moss, @ G.B., 10/5/98
 175 Justin Jefferson, vs. Ten., 9/27/20

Game, Opponent
 289 Jerry Rice, @ S.F., 12/18/95
 249 Alshon Jeffrey, vs. Chi., 12/1/13
 207 Calvin Johnson, vs. Det., 11/11/12

Longest Pass Reception (All TDs)
 99 Bernard Berrian (from G. Frototte), vs. Chi., 11/30/08
 89 Charley Ferguson (from F. Tarkenton), @ Chi., 11/1/62
 87 Julius White (from T. Bridgewater), vs. NYJ, 12/7/14 (OT)
 86 Bernard Berrian (from G. Frototte), vs. Det., 10/12/08
 85 Gene Washington (from J. Kapp), vs. St.L., 10/8/67
 85 Qadry Ismail (from W. Moon), vs. Det., 9/10/95
 83 Gene Washington (from J. Kapp), vs. Bal., 9/28/69
 82 Jake Reed (from B. Johnson), @ Oak., 11/17/96
 82 Randy Moss (from D. Culpepper), @ Det., 12/19/04
 80 John Gilliam (from F. Tarkenton), vs. Hou., 10/13/74
 80 Matthew Hatchette (from J. George), vs. S.F., 10/24/99
 80 Michael Bennett (from T. Bouman), @ Pit., 12/2/01
 80 Koren Robinson (from B. Johnson), @ Det., 12/4/05

Most Seasons, 1,000+ Yards Pass Receiving
 8 Cris Carter, 1993-00
 6 Randy Moss, 1998-03
 4 Jake Reed, 1994-97

Most Games, 100+ Yards, Career
 41 Randy Moss, 1998-04
 40 Cris Carter, 1990-01
 22 Anthony Carter, 1985-93

Most Games, 100+ Yards, Season
 9 Adam Thielen, 2018
 8 Randy Moss, 2000
 8 Randy Moss, 2003
 7 Randy Moss, 1999
 7 Randy Moss, 2002
 7 Justin Jefferson, 2020

Most Consecutive Games, 100+ Yards
 8 Adam Thielen, 2018
 4 Jake Reed, 1997
 4 Cris Carter, 1999
 4 Randy Moss, 2000
 4 Randy Moss, 2003

AVERAGE GAIN

Career (200+ receptions)
 16.8 Hassan Jones, 1986-92 (222-3,733)
 16.3 Sammy White, 1976-86 (393-6,400)
 16.0 Paul Flatley, 1963-67 (202-3,222)
 16.0 Anthony Carter, 1985-93 (478-7,635)

Season (25+ receptions)
 24.3 Anthony Carter, 1987 (38-923)
 22.2 John Gilliam, 1974 (26-577)

22.0 John Gilliam, 1972 (47-1,034)

Game (3+ receptions)
 54.3 Randy Moss, @ Dal., 11/26/98 (3-163)
 53.0 Le Lewis, @ Was., 11/2/86 (3-159)
 44.0 Hassan Jones, @ Dal., 11/13/88 (3-132)

TOUCHDOWNS

Career
 110 Cris Carter, 1990-01
 92 Randy Moss, 1998-04, '10
 52 Anthony Carter, 1985-93
 50 Sammy White, 1976-86

Season
 17 Cris Carter, 1995
 17 Randy Moss, 1998
 17 Randy Moss, 2003
 15 Randy Moss, 2000
 14 Adam Thielen, 2020
 13 Cris Carter, 1997
 13 Cris Carter, 1999
 13 Randy Moss, 2004

Season, Rookie
 17 Randy Moss, 1998
 10 Sammy White, 1976
 7 Justin Jefferson, 2020

Game
 4 Ahmad Rashad, vs. S.F., 9/2/79
 3 Jerry Reichow, @ Chi., 12/17/61
 3 Charley Ferguson, @ Chi., 11/11/62
 3 Gene Washington, vs. Cle., 11/9/69
 3 Sammy White, @ Mia., 12/11/76
 3 Sammy White, vs. Chi., 11/28/82
 3 Cris Carter, vs. Mia., 9/25/94
 3 Cris Carter, vs. Ind., 12/21/97
 3 Randy Moss, @ Dal., 11/26/98
 3 Randy Moss, vs. Chi., 12/6/98
 3 Cris Carter, @ Chi., 11/14/99
 3 Randy Moss, @ Det., 10/11/00
 3 Randy Moss, vs. NYG, 11/19/01
 3 Randy Moss, vs. S.F., 9/28/03
 3 Marcus Robinson, vs. Cle., 11/27/05
 3 Stefan Diggs, vs. Phil., 10/13/19

Game, Opponent
 3 Many times, last by Jordan Cameron, vs. Cle., 9/22/13

Most Consecutive Games, Touchdown
 7 Randy Moss, 1998
 7 Cris Carter, 1999
 6 Cris Carter, 1996-97
 6 Cris Carter, 1998-99

RUSHING-RECEIVING

Most Seasons Leading Team
 7 Adrian Peterson, 2007-10, 2012-13, 2015
 6 Chuck Foreman, 1973-78
 6 Bill Brown, 1964-66, 1968

Most Consecutive Seasons Leading Team
 6 Chuck Foreman, 1973-78
 4 Adrian Peterson, 2007-10
 3 Bill Brown, 1964-66
 2 Ted Brown, 1980-82
 3 Anthony Carter, 1987-89
 3 Cris Carter, 1993-95

ATTEMPTS

Career
 2,659 Adrian Peterson, 2007-16 (ru-2,418, re-241)
 1,911 Bill Brown, 1962-74 (ru-1,627, re-284)
 1,865 Chuck Foreman, 1973-79 (ru-1,529, re-336)

Season
 388 Adrian Peterson, 2012 (ru-348, re-40)
 384 Adrian Peterson, 2008 (ru-363, re-21)
 357 Ted Brown, 1981 (ru-274, re-83)
 357 Adrian Peterson, 2009 (ru-314, re-43)
 357 Adrian Peterson, 2015 (ru-327, re-30)

Season, Rookie
 257 Adrian Peterson, 2007 (ru-238, re-19)
 219 Chuck Foreman, 1973 (ru-182, re-37)
 218 Alfred Anderson, 1984 (ru-201, re-17)

Game
 39 Ted Brown, vs. T.B., 11/8/81 (ru-31, re-8)
 38 Dalvin Cook, vs. Jax., 12/6/20 (ru-32, re-6)
 37 Chuck Foreman, vs. S.D., 11/23/75 (ru-33, re-4)
 37 Adrian Peterson, vs. Chi., 12/1/13 (ru-35, re-2)
 35 Chuck Foreman, vs. NYJ, 10/12/75 (ru-25, re-9)
 35 Scottie Graham, vs. K.C., 12/26/93 (ru-33, re-2)
 35 Adrian Peterson, vs. G.B., 12/30/12 (ru-34, re-1)

Consecutive Attempts Without Fumble
 532 Robert Smith, 9/8/96-10/25/98
 399 Ted Brown, 10/18/81-9/8/83

2021 VIKINGS

YARDS

Career

13,692	Adrian Peterson, 2007-16 (ru-11,747, re-1,945)
12,407	Cris Carter, 1990-01 (ru-24, re-12,383)
9,475	Randy Moss, 1998-04,10 (ru-159, re-9,316)
8,936	Chuck Foreman, 1973-79 (ru-5,879, re-3,057)
8,934	Bill Brown, 1962-74 (ru-5,757, re-3,177)

Season

2,314	Adrian Peterson, 2012 (ru-2,097, re-217)
1,918	Dalvin Cook, 2020 (ru-1,557, re-361)
1,885	Adrian Peterson, 2008 (ru-1,760, re-125)
1,869	Robert Smith, 2000 (ru-1,521, re-348)

Season, Rookie

1,609	Adrian Peterson, 2007 (ru-1,341, re-268)
1,317	Randy Moss, 1998 (re-1,313, ru-4)
1,163	Chuck Foreman, 1973 (ru-801, re-362)

Game

315	Adrian Peterson, vs. S.D., 11/4/07 (ru-296, re-19)
265	Chuck Foreman, @ Phi., 10/24/76 (ru-200, re-65)
256	Darrin Nelson, vs. G.B., 11/13/83 (ru-119, re-137)

PUNTING

PUNTS

Career

720	Greg Coleman, 1978-87
623	Chris Klwue, 2005-12
386	Mitch Berger, 1996-01

Season

93	Chris Klwue, 2006
91	Greg Coleman, 1983
90	Greg Coleman, 1979
90	Harry Newsome, 1993

Season, Rookie

75	Jeff Locke, 2013
73	Neil Clabo, 1975
71	Chris Klwue, 2005

Game

12	Greg Coleman, @ G.B., 11/21/82
11	Bucky Scribner, @ Cle., 12/17/89
10	Neil Clabo, @ Det., 9/26/76
10	Greg Coleman, vs. Buf., 12/19/79
10	Mike Saxon, vs. G.B., 10/20/94
10	Chris Klwue, @ G.B., 10/20/06
10	Chris Klwue, vs. NYG, 12/13/10

Game, Opponent

12	Tom Blanchard, @ N.O., 11/16/75
11	King Hill, @ Stl., 10/19/69

Longest Punt

84	Harry Newsome, @ Pit., 12/20/92
77	Mike Mercer, @ G.B., 9/16/62

Longest Punt, Opponent

82	Tommy Davis, @ S.F., 9/30/62
75	Boyd Dowler, vs. G.B., 10/22/61

AVERAGE GROSS YARDS

Career (200 punts)

44.4	Chris Klwue, 2005-12 (623-27,683)
43.8	Harry Newsome, 1990-93 (308-13,501)
43.5	Mitch Berger, 1996-01 (386-16,795)

Season (Qualifiers)

47.6	Chris Klwue, 2008 (73-3,473)
46.4	Bobby Walden, 1964 (72-3,341)
45.7	Chris Klwue, 2011 (77-3,517)

Season, Rookie

44.2	Jeff Locke, 2013 (75-3,316)
44.1	Chris Klwue, 2005 (71-3,130)
41.1	Neil Clabo, 1975 (73-2,997)

Game (4 punts)

57.5	Chris Klwue, @ Det., 9/16/07 (4-230)
56.3	Jeff Locke, vs. Ariz., 11/20/16 (4-225)
55.8	Mitch Berger, vs. Cin., 11/15/98 (4-223)

Game, Opponent (4 punts)

54.9	Mike Scifres, vs. S.D., 11/4/07
54.8	Tom Rouen, @ Den., 10/31/99

AVERAGE NET YARDS

Career (200 punts)

38.8	Jeff Locke, 2013-16 (290-11,261)
38.2	Bobby Walden, 1964-67 (258-9,856)
37.3	Chris Klwue, 2005-12 (623-23,210)

Season

42.6	Britton Colquitt, 2019 (62-2,802)
41.8	Bobby Walden, 1964 (72-3,010)
41.5	Matt Wile, 2018 (72-3,255)

Game (4 punts)

51.8	Matt Wile, vs. Chi., 12/30/18 (5-257)
48.3	Mitch Berger, vs. Cin., 11/15/98 (4-193)
48.0	Jeff Locke, @ Det., 12/24/16 (4-195)

Game, Opponent (4 punts)

48.8	Britton Colquitt, vs. Den., 12/4/11 (6-293)
------	---

HAD BLOCKED

Career

3	Greg Coleman, 1978-87
2	Many Players

Season

2	Mike Mercer, 1961
2	Neil Clabo, 1975
2	Mike Wood, 1978
2	Bucky Scribner, 1988
2	Mitch Berger, 1996
2	Britton Colquitt, 2020

Most Consecutive Punts, None Blocked

565	Greg Coleman, 1979-87
-----	-----------------------

INSIDE 20

Career

198	Chris Klwue, 2005-12
155	Greg Coleman, 1978-87
109	Mitch Berger, 1996-01

Season

34	Jeff Locke, 2016
34	Chris Klwue, 2007
32	Chris Klwue, 2010

Game

5	Fred Cox, vs. LA Rams, 11/3/63
5	Mike Saxon, vs. N.O., 11/6/94
5	Mitch Berger, @ Chi., 9/15/96
5	Mitch Berger, @ Ind., 12/24/00
5	Chris Klwue, vs. Atl., 9/9/07
5	Jeff Locke, vs. G.B., 9/18/16
5	Ryan Quigley, vs. Chi., 12/31/17

Fewest Touchbacks in a Season (Minimum 30 punts)

0	Ryan Quigley, 2017
0	Britton Colquitt, 2019
1	King Hill, 1968
2	John McCormick, 1962
2	Bobby Walden, 1967
2	Greg Coleman, 1984
2	Chris Klwue, 2012
2	Matt Wile, 2018

PUNT RETURNS

Most Seasons Leading Team

8	Marcus Sherels, 2011-18
5	Charlie West, 1968-72
5	Leo Lewis, 1987-91
5	David Palmer, 1994-98

Most Consecutive Seasons Leading Team

8	Marcus Sherels, 2011-18
5	Charlie West, 1968-72
5	Leo Lewis, 1987-91
5	David Palmer, 1994-98

RETURNS

237	Marcus Sherels, 2011-19
194	Leo Lewis, 1981-91
162	David Palmer, 1994-00

Season

58	Leo Lewis, 1988
48	Kevin Miller, 1978
47	Manfred Moore, 1977

Season, Rookie

48	Kevin Miller, 1978
35	Keenan Howry, 2003
30	Leonard Willis, 1976
30	David Palmer, 1994

Game

8	Kevin Miller, @ LA Rams, 12/2/79
7	Manfred Moore, vs. G.B., 10/2/77
7	Kevin Miller, vs. Buf., 12/9/79
7	Nate Jacquet, vs. Chi., 11/25/01
7	Greg Camarillo, vs. Ari., 11/7/10
7	Marcus Sherels, vs. Chi., 12/31/17

Game, Opponent

8	Phillip Epps, @ G.B., 11/21/82
7	Johnnie Gray, @ G.B., 11/21/76
7	Robbie Martin, vs. Det., 10/21/84
7	Evan Cooper, @ Phi., 12/1/85
7	Charles Woodson, @ G.B., 12/21/06

FAIR CATCHES

Career

173	Marcus Sherels, 2011-19
96	David Palmer, 1994-00
91	Leo Lewis, 1981-91
76	Bobby Bryant, 1967-80

Season

27	Leo Lewis, 1989
27	Marcus Sherels, 2012
27	Marcus Sherels, 2013

Game

5	Billy Butler, vs. Bal., 11/17/63
5	Anthony Carter, vs. T.B., 9/30/90
5	Greg Camarillo, @ NYJ, 10/11/10

5	Marcus Sherels, vs. Chi., 1/1/12
5	Marcus Sherels, @ Chi., 12/9/12

Game, Opponent

6	Bobby Engram, @ Chi., 9/15/96
---	-------------------------------

YARDS GAINED

Career

2,480	Marcus Sherels, 2011-19
1,812	Leo Lewis, 1981-91
1,610	David Palmer, 1994-00

Season

550	Leo Lewis, 1988
446	Leo Lewis, 1989
444	David Palmer, 1997

Season, Rookie

247	Keenan Howry, 2003
239	Kevin Miller, 1978
212	Eric Guliford, 1993

Game

119	Marcus Sherels, @ NYG, 10/21/13
116	Marcus Sherels, vs. Mia., 12/16/18
107	Charlie West, vs. Was., 11/3/68

Game, Opponent

176	Reggie Bush, @ N.O., 10/6/08
131	Dexter Carter, @ S.F., 10/3/93
126	Dexter Carter, @ S.F., 12/18/95

Longest Punt Return

98	Charlie West, vs. Was., 11/3/68 (td)
91	Nate Burleson, @ Ind., 11/8/04 (td)
86	Marcus Sherels, @ NYG, 10/21/13 (td)
82	Bernard Berrian, @ Ari., 12/14/08 (td)
81	Hugh McElhenny, @ Chi., 12/17/61 (td)
81	Bob Grim, vs. NYG, 11/5/67
79	Marcus Sherels, vs. Hou., 10/9/16 (td)
78	Leo Lewis, vs. Atl., 11/22/87 (td)
77	Marcus Sherels, @ Det., 9/30/12 (td)
76	Ed Shrockman, vs. LA Rams, 10/16/66

Longest Punt Return, Opponent (All TDs)

93	Micah Hyde, vs. G.B., 10/27/13
89	Devin Hester, @ Chi., 10/14/07
87	Eddie Payton, @ Det., 12/17/77

AVERAGE YARDAGE

Career (50 returns)

10.4	Marcus Sherels, 2011-19 (236-2,466)
10.4	Mewelde Moore, 2004-07 (74-768)
9.3	David Palmer, 1994-00 (162-610)
9.3	Bill Butler, 1963-64 (55-545)

Season (Qualifiers)

15.2	Marcus Sherels, 2013 (22-335)
13.9	Marcus Sherels, 2016 (21-292)
13.2	David Palmer, 1995 (26-342)

Season, Rookie (Qualifiers)

10.4	Tommy Mason, 1961 (14-146)
10.0	Charlie West, 1968 (20-201)
7.9	Nick Davis, 2002 (24-190)

Game (3 returns)

35.5	Charlie West, vs. Was., 11/3/68 (3-107)
29.8	Marcus Sherels, @ NYG, 10/21/13 (4-119)
29.0	Mewelde Moore, @ NYG, 11/13/05 (3-87)

Game, Opponent (3 returns)

35.2	Reggie Bush @ N.O., 10/6/08 (5-176)
------	-------------------------------------

TOUCHDOWNS

Career

5	Marcus Sherels, 2011-19
2	David Palmer, 1994-00
2	Mewelde Moore, 2004-07
1	Billy Butler, 1962-64
1	Leo Lewis, 1981-91
1	Hugh McElhenny, 1961-62
1	Charlie West, 1968-73
1	Randy Moss, 1998-04, 10
1	Nate Burleson, 2003-05
1	Bernard Berrian, 2008-11

Season

2	Marcus Sherels, 2016
1	Hugh McElhenny, 1961
1	Billy Butler, 1963
1	Charlie West, 1968
1	Leo Lewis, 1987
1	David Palmer, 1995
1	David Palmer, 1996
1	Randy Moss, 1999
1	Nate Burleson, 2004
1	Mewelde Moore, 2005
1	Mewelde Moore, 2006
1	Bernard Berrian, 2008
1	Marcus Sherels, 2012
1	Marcus Sherels, 2013
1	Marcus Sherels, 2015

Game

1	Hugh McElhenny, 81 yds, @ Chi., 12/17/61
1	Billy Butler, 60 yds, vs. S.F., 9/29/63
1	Charlie West, 98 yds, vs. Was., 11/3/68
1	Leo Lewis, 78 yds, vs. Atl., 11/22/87

1	David Palmer, 74 yds, @ Det., 11/23/95
1	David Palmer, 69 yds, @ NVG, 9/23/96
1	Randy Moss, 64 yds, @ K.C., 12/12/99
1	Nate Burleson, 91 yds, @ Ind., 11/8/04
1	Mewelde Moore, 71 yds, @ NVG, 11/13/05
1	Mewelde Moore, 71 yds, vs. N.E., 10/30/06
1	Bernard Berrian, 82 yds, @ Ari., 12/14/08
1	Marcus Sherels, 77 yds, @ Det., 12/30/12
1	Marcus Sherels, 86 yds, @ NVG, 10/21/13
1	Marcus Sherels, 65 yds, @ Chi., 11/11/15
1	Marcus Sherels, 54 yds, @ Car., 9/25/16
1	Marcus Sherels, 79 yds, vs. Hou., 10/9/16

Game, Opponent
2 Reggie Bush, 71 & 64 yds, @ N.O., 10/6/08

KICKOFF RETURNS

Most Seasons Leading Team

5	Darrin Nelson, 1983-84, '89, '91-92
4	Qadry Ismail, 1993-96
4	Percy Harvin, 2009-12
4	Cordarrelle Patterson, 2013-16

Most Consecutive Seasons Leading

4	Qadry Ismail, 1993-96
4	Percy Harvin, 2009-12
4	Cordarrelle Patterson, 2013-16
3	Billy Butler, 1962-64
3	Brent McClanahan, 1973-75

RETURNS

Career

159	Darrin Nelson, 1982-89, 1991-92
147	Qadry Ismail, 1993-96
145	David Palmer, 1994-00

Season

53	Eddie Payton, 1980
53	George "Buster" Rhymes, 1985
50	David Palmer, 1998

Game

9	Nate Jacquet, @ Phi., 11/11/01
8	Qadry Ismail, @ Det., 11/23/95
8	Troy Walters, vs. G.B., 12/17/00
8	Troy Walters, @ N.D., 10/7/01
8	Nate Jacquet, vs. Jax., 12/23/01
8	Bethel Johnson, vs. Stl., 12/31/06
8	Lorenzo Booker, vs. Chi., 12/20/10

Game, Opponent

8	Vernon Turner, @ T.B., 10/30/94
8	Tyrone Hughes, @ N.O., 11/19/95
8	Roell Preston, @ G.B., 10/5/98
8	Corey Harris, @ Bal., 12/13/98
8	Charlie Rogers, vs. Buf., 9/15/02
8	Ahmad Bradshaw, @ NVG, 11/25/07
8	Domenik Hixon, vs. NVG, 1/3/10

YARDS Career

4,075	Cordarrelle Patterson, 2013-16
3,623	Darrin Nelson, 1982-89, 1991-92
3,274	David Palmer, 1994-00

Season

1,393	Cordarrelle Patterson, 2013
1,345	Buster Rhymes, 1985
1,221	Koren Robinson, 2005

Game

237	Nate Jacquet, @ Phi., 11/11/01
228	Cordarrelle Patterson, vs. G.B., 10/27/13
225	Bethel Johnson, vs. Stl., 12/31/06

Game, Opponent

256	Roell Preston, @ G.B., 10/5/98
249	Devin Hester, @ Chi., 9/15/13
243	Corey Harris, @ Bal., 12/13/98

Longest Kickoff Return

105	Cordarrelle Patterson, vs. G.B., 10/27/13 (td)
105	Percy Harvin, @ Det., 9/30/12 (td)
104	Cordarrelle Patterson, @ Chi., 9/15/13 (td)
104	Aundrae Allison, vs. Det., 12/2/07 (td)
104	Percy Harvin, @ Atl., 11/27/11
104	Cordarrelle Patterson, vs. Ariz., 11/20/16 (td)
103	Percy Harvin, @ S.D., 9/11/11 (td)
101	Lance Rentzel, vs. Bal., 11/14/65 (td)
101	Percy Harvin, vs. S.F., 9/27/09 (td)
101	Cordarrelle Patterson, vs. Sea., 12/6/15 (td)

Longest Kickoff Return, Opponent (All TDs)

104	Cordarrelle Patterson, @ Chi., 11/16/20
103	Abe Woodson, @ S.F., 9/29/63
101	Don McCall, @ Pit., 11/23/69
101	Dave Hampton, @ G.B., 10/4/70
101	Roell Preston, @ G.B., 10/5/98

AVERAGE YARDAGE Career (75 returns)

30.4	Cordarrelle Patterson, 2013-16 (134-4,075)
27.9	Percy Harvin, 2009-12 (114-3,183)
25.5	Charlie West, 1968-73 (78-1,991)

Season (Qualifiers)

32.4	Cordarrelle Patterson, 2013 (43-1,393)
31.8	Cordarrelle Patterson, 2015 (32-1,019)
31.7	Cordarrelle Patterson, 2016 (25-792)

Game (3 returns)

43.7	Cordarrelle Patterson, @ Chi., 9/15/13 (3-149)
48.0	Aundrae Allison, vs. Det., 12/2/07 (3-144)
45.6	Cordarrelle Patterson, vs. G.B., 10/27/13 (5-228)

Game, Opponent (3 returns)

57.0	Tyrone Hughes, vs. N.O., 11/28/93 (3-17)
49.8	Devin Hester, @ Chi., 9/15/13 (5-249)

TOUCHDOWNS Career

5	Percy Harvin, 2009-12
5	Cordarrelle Patterson, 2013-16

Season

2	Percy Harvin, 2009
2	Cordarrelle Patterson, 2013
2	Cordarrelle Patterson, 2015

Game

1	Bill Brown, 78 yds, @ LA Rams, 10/20/63
1	Lance Rentzel, 101 yds, vs. Bal., 11/14/65
1	Clint Jones, 96 yds, vs. NVG, 11/5/67
1	Keith Nord, 70 yds, @ Was., 11/2/80
1	Eddie Payton, 99 yds, vs. Oak., 9/14/81
1	Herschel Walker, 93 yds, @ Phi., 11/19/89
1	David Palmer, 88 yds, @ Bal., 12/13/98
1	Robert Tate, 76 yds, @ K.C., 12/12/99
1	Moe Williams, 85 yds, @ NVG, 12/26/99
1	Koren Robinson, 86 yds, @ NVG, 11/13/05
1	Audrae Allison, 104 yds, vs. Det., 12/2/07
1	Percy Harvin, 101 yds, vs. S.F., 9/27/09
1	Percy Harvin, 88 yds, @ Pit., 10/25/09
1	Percy Harvin, 95 yds, vs. Dal., 10/17/10
1	Percy Harvin, 103 yds, @ S.D., 9/11/11
1	Percy Harvin, 105 yds, @ Det., 9/30/12
1	Cordarrelle Patterson, 105 yds, @ Chi., 9/15/13
1	Cordarrelle Patterson, 109 yds, vs. G.B., 10/27/13
1	Cordarrelle Patterson, 93 yds, @ Oak., 11/15/15
1	Cordarrelle Patterson, 101 yds, vs. Sea., 12/6/15
1	Cordarrelle Patterson, 104 yds, vs. Ariz., 11/20/16

Game, Opponent

1	Many times, last by Cordarrelle Patterson, @ Chi., 11/16/20
---	---

COMBINED KICK RETURNS

MOST RETURNS Career

307	David Palmer, 1994-00 (p-162, k-145)
284	Marcus Sherels, 2010-18 (p-231, k-53)
202	Leo Lewis, 1981-91 (p-194, k-8)

Season

88	Kevin Miller, 1978 (p-48, k-40)
87	Eddie Payton, 1980 (p-34, k-53)
78	David Palmer, 1998 (p-28, k-50)

Game

11	David Palmer, vs. G.B., 12/11/97 (p-5, k-6)
11	Darrin Nelson, vs. Chi., 11/25/84 (p-3, k-7)

Game, Opponent

10	Tyrone Hughes, vs. Chi., 11/19/97 (p-5, k-5)
----	--

YARDS GAINED Career

4,884	David Palmer, 1994-00, (p-1,610, k-3,274)
4,075	Cordarrelle Patterson, 2013-16 (k-4,075)
3,932	Darrin Nelson, 1982-89, 1991-92 (p-313, k-3,619)

Season

1,465	David Palmer, 1998 (p-289, k-1,176)
1,435	Eddie Payton, 1980 (p-251, k-1,184)
1,393	Cordarrelle Patterson, 2013 (p-0, k-1,393)

Game

237	Nate Jacquet, @ Phi., 11/11/01 (p-0, k-237)
228	Cordarrelle Patterson, vs. G.B., 10/27/13 (p-0, k-228)
225	Bethel Johnson, vs. Stl., 12/31/06 (p-0, k-225)

Game, Opponent

289	Eddie Payton, @ Det., 12/17/77 (p-105, k-184)
-----	---

TOUCHDOWNS

Career

5	Marcus Sherels, 2010-18 (p-5, k-0)
5	Cordarrelle Patterson, 2013-16 (p-0, k-5)
5	Percy Harvin, 2009-12 (p-0, k-5)
3	David Palmer, 1994-00 (p-2, k-1)

Season

2	Percy Harvin, 2009 (k-2)
2	Cordarrelle Patterson, 2013 (k-2)
2	Cordarrelle Patterson, 2015 (k-2)
2	Marcus Sherels, 2016 (p-2)

Game

1	Many times, last by Cordarrelle Patterson, vs. Ariz., 11/20/16
---	--

Game, Opponent

2	Eddie Payton, @ Det., 12/17/77 (p-1, k-1)
2	Reggie Bush, @ N.O., 10/6/08 (p-2)

COMBINED NET YARDS

Rushing, receiving, interception returns, kickoff returns, punt returns and fumble returns

Most Seasons Leading Team

6	Chuck Foreman, 1973-78
4	Bill Brown, 1964-66, 1968
4	Adrian Peterson, 2007-08, 2012, 2015

Consecutive Seasons Leading Team

6	Chuck Foreman, 1973-78
3	Many times, last by Percy Harvin, 2009-11

ATTEMPTS

Career

2,676	Adrian Peterson, 2007-16
1,931	Bill Brown, 1962-74
1,867	Chuck Foreman, 1973-79

Season

388	Adrian Peterson, 2012
385	Adrian Peterson, 2008
357	Ted Brown, 1981
357	Adrian Peterson, 2009
357	Adrian Peterson, 2015

Game

39	Ted Brown vs. T.B., 11/8/81 (ru-31, re-8)
37	Chuck Foreman vs. S.D., 11/23/75 (ru-33, re-4)
37	Adrian Peterson, vs. Chi. 12/1/13 (ru-35, re-2)

YARDS

Career

14,120	Adrian Peterson, 2007-16
10,412	Cris Carter, 1990-01
10,365	Darrin Nelson, 1982-89, 1991-92

Season

2,314	Adrian Peterson, 2012 (ru-2,097, re-217)
2,081	Percy Harvin, 2009 (ru-135, re-790, rt-1,156)
2,051	Herschel Walker, 1990 (ru-770, re-315, rt-966)
2,021	Adrian Peterson, 2007 (ru-1,341, re-268, rt-412)
2,020	Cordarrelle Patterson, 2013 (ru-158, re-469, rt-1,393)

Season, Rookie

2,081	Percy Harvin, 2009 (ru-135, re-790, rt-1,156)
2,021	Adrian Peterson, 2007 (ru-1,341, rt-412, re-268)
2,020	Cordarrelle Patterson, 2013 (ru-158, re-469, rt-1,393)

Game

361	Adrian Peterson, @ Chi., 10/14/07 (ru-224, rt-128, re-9)
315	Adrian Peterson, vs. S.D., 11/4/07 (ru-296, re-19)
278	Darrin Nelson, vs. G.B., 11/13/83 (ru-119, re-137, rt-22)

INTERCEPTIONS BY

Most Seasons Leading Team

5	Harrison Smith, 2012, '14, '17, '18, '20
4	Ed Sharockman, 1962-63, 1965, 1970
4	Booby Bryant, 1969, 1973, 1977-78
4	Joy Browner, 1987, 1989-91
4	Antoine Winfield, 2004, '06, '08, '12

Most Consecutive Seasons Leading Team

3	Joy Browner, 1989-91
3	Darren Sharper, 2005-07

Career

53	Paul Krause, 1968-79
51	Booby Bryant, 1967-80
40	Ed Sharockman, 1962-72

Season

10	Paul Krause, 1975
9	Orlando Thomas, 1995
9	Brian Russell, 2003
9	Darren Sharper, 2005
8	Booby Bryant, 1969
8	Issiac Holt, 1986
8	Carl Lee, 1988
8	Audray McMillian, 1992
8	Corey Chavous, 2003

Game

3	Many times, last time by Darren Sharper, @ NVG, 11/13/05
---	--

Game, Opponent

3	Many times, last time by Deltha O'Neal, @ Cin., 9/18/05
---	---

Consecutive Games With Interception

- 6 Paul Krause, 1968
- 6 Brian Russell, 2003
- 4 Issiac Holt, 1986
- 4 Carl Lee, 1988
- 4 Orlando Thomas, 1995

YARDS

Career

- 852 Paul Krause, 1968-79
- 804 Ed Sharockman, 1962-72
- 749 Bobby Bryant, 1967-80

Season

- 276 Darren Sharper, 2005
- 242 Jimmy Hitchcock, 1998
- 236 Charlie West, 1971

Game

- 123 Darren Sharper, @ NYG, 11/13/05
- 112 Dwight Smith, @ NYG, 11/25/07
- 100 Xavier Rhodes, vs. Ariz., 11/20/16

Game, Opponent

- 151 Tommy Myers, @ N.O., 9/3/78

Longest Returns

- 100t Xavier Rhodes, vs. Ariz., 11/20/16 (td)
- 97t Reggie Rutland, vs. LA Rams, 12/15/91
- 94t Walker Lee Ashley, vs. Chi., 12/19/88
- 93t Dwight Smith, @ NYG, 11/25/07
- 92t Darren Sharper, @ NYG, 11/13/05
- 92t Chad Greenway, vs. S.D., 9/27/15
- 90t Issiac Holt, vs. Det., 10/8/89
- 89 Charlie West, @ Chi., 12/19/71
- 88t Darren Sharper, vs. T.B., 9/11/05
- 84t Jack Del Rio, @ Chi., 11/2/92
- 81 Paul Krause, vs. S.D., 11/23/75
- 81t Dewayne Washington, @ Chi., 9/18/94

81t Harrison Smith, @ StL., 9/7/14

Longest Return, Opponent (all TDs)

- 100 Barry Wilburn, vs. Was., 12/26/87
- 97 Tommy Myers, @ N.O., 9/3/78

TOUCHDOWNS

Career

- 4 Harrison Smith, 2012-
- 3 Rip Hawkins, 1961-65
- 3 Ed Sharockman, 1962-72
- 3 Bobby Bryant, 1967-80
- 3 Joey Browner, 1983-91
- 3 Audray McMillian, 1989-93
- 3 Dewayne Washington, 1994-97
- 3 Jimmy Hitchcock, 1998-99
- 3 Darren Sharper, 2005-08

Season

- 3 Jimmy Hitchcock, 1998
- 2 Rip Hawkins, 1964
- 2 Carl Lee, 1988
- 2 Audray McMillian, 1992
- 2 Anthony Parker, 1994
- 2 Dewayne Washington, 1994
- 2 Darren Sharper, 2005
- 2 Kevin Williams, 2007

2 Harrison Smith, 2012

PASSES DEFENSED

Most Seasons Leading Team

- 4 Carl Lee
- 4 Bobby Bryant
- 4 Antoine Winfield

Most Consecutive Seasons Leading Team

- 2 Nate Wright, 1976-77
- 2 Carl Lee, 1987-88
- 2 Jimmy Hitchcock, 1998-99
- 2 Brian Williams, 2002-03
- 2 Antoine Winfield, 2008-09
- 2 Xavier Rhodes, 2013-14
- 2 Trae Waynes, 2016-17

Career

- 128 Carl Lee, 1983-93
- 99 Antoine Winfield, 2004-12
- 77 Bobby Bryant, 1968-80

Season

- 30 Jimmy Hitchcock, 1998
- 23 Xavier Rhodes, 2013
- 22 Carl Lee, 1988

Game

- 6 Nate Wright, vs. N.O., 9/12/76
- 6 Bobby Bryant, vs. N.O., 11/16/75
- 5 last by Terence Newman, @ Oak., 11/15/15

FUMBLES

OPPONENTS' FUMBLES RECOVERED

Career

- 28 Jim Marshall, 1961-79
- 23 Carl Eller, 1964-78
- 19 Matt Blair, 1974-85
- 18 Alan Page, 1967-78

Season

- 9 Don Hultz, 1963
- 7 Alan Page, 1970
- 6 Fred McNeil, 1978

Game

- 3 Joey Browner, vs. S.F., 9/8/85
- 2 Many times, last by Anthony Barr, @ Atl., 11/25/15

Longest Fumble Returns (All TDs)

- 94t Dwayne Rudd, vs. Chi., 12/6/98
- 88t Ed Sharockman, @ Det., 12/9/62
- 77t Kevin Williams, vs. Jac., 11/28/04
- 70t Paul Krause, @ Det., 12/14/75
- 69t Alan Page, @ Chi., 10/11/70
- 65t Willie Teal, @ Phi., 12/1/85
- 63t Joey Browner, vs. S.D., 9/2/84
- 63t Dwayne Rudd, vs. Cin., 11/15/98
- 61t Brian Robison, @ Chi., 9/15/13
- 58t Anthony Parker, vs. Hou., 11/15/92
- 55t Captain Munnerlyn, @ G.B., 1/3/16

Long Fumble Returns, Opponents (All TDs)

- 99 Adrian Wilson, vs. Ari., 11/26/06
- 90 Aeneas Williams, @ Stl., 11/30/03
- 80 Bobby Jackson, vs. NY Jets, 12/26/82

OPPONENTS' FUMBLES RETURNED FOR TOUCHDOWNS

Career

- 2 Roy Winston, 1962-76
- 2 Paul Krause, 1968-79
- 2 Charlie Johnson, 1982-84
- 2 Chris Martin, 1983-88
- 2 Henry Thomas, 1987-92
- 2 Anthony Parker, 1992-94
- 2 Orlando Thomas, 1995-01
- 2 Dwayne Rudd, 1997-00
- 2 Kevin Williams, 2003-12
- 2 Antoine Winfield, 2004-12
- 2 Everson Griffen, 2010-19

Season

- 2 Dwayne Rudd, 1998

SACKS

Most Seasons Leading Team

- 9 John Randle, 1991, 1993-2000
- 6 Jim Marshall, 1961-66
- 6 Alan Page, 1967-68, 1971, 1975-77
- 6 Chris Doleman, 1987-90, 1992-93
- 6 Jared Allen, 2008-13

Most Consecutive Seasons Leading Team

- 8 John Randle, 1993-2000
- 6 Jim Marshall, 1961-66
- 6 Jared Allen, 2008-13
- 4 Doug Martin, 1980-83
- 4 Chris Doleman, 1987-90

TOTAL SACKS

Career

- 130.0 Carl Eller, 1964-78
- 127.0 Jim Marshall, 1961-79
- 114.0 John Randle, 1990-2000

Season

- 22.0 Jared Allen, 2011
- 21.0 Chris Doleman, 1989
- 18.0 Alan Page, 1976
- 18.0 Keith Millard, 1989

Game

- 5.0 Randy Holloway, vs. Atl., 9/16/84
- 4.5 Jared Allen, vs. G.B., 10/5/09
- 4.0 Many times, last by Kevin Williams, vs. Det., 10/12/08

Game, Rookie

- 3.0 Kevin Williams, @ Ari., 12/28/03
- 2.5 Gerald Robinson, vs. Chi., 10/19/86

Game, Opponent

- 4.0 Many times, last by Peter Boulware, @ Bal., 1/7/02

TACKLES

COMBINED TACKLES (DEFENSE & SPECIAL TEAMS TACKLES)

Career

- 1,981 Scott Studwell, 1977-90
- 1,452 Matt Blair, 1974-85
- 1,382 Jeff Siemon, 1972-82
- 1,350 Chad Greenway, 2006-16

DEFENSIVE TACKLES

Career

- 1,928 Scott Studwell, 1977-90
- 1,404 Matt Blair, 1974-85
- 1,375 Jeff Siemon, 1972-82
- 1,334 Chad Greenway, 2006-16

Season

- 230 Scott Studwell, 1981
- 229 Jeff Siemon, 1978
- 220 Matt Blair, 1981

Game

- 24 Scott Studwell, @ Det., 11/17/85
- 22 Chad Greenway, vs. Oak., 11/20/11
- 21 Scott Studwell, @ Pit., 9/24/89
- 21 Ed McDaniel, @ G.B., 9/4/94

SOLO COMBINED TACKLES

Career

- 1,308 Scott Studwell, 1977-90
- 1,008 Jeff Siemon, 1972-82
- 986 Matt Blair, 1974-85

Season

- 170 Jeff Siemon, 1978
- 156 Scott Studwell, 1981
- 153 Scott Studwell, 1980

Game

- 18 Rip Hawkins, vs. Det., 11/18/62
- 18 Rip Hawkins, vs. S.F., 12/2/62
- 17 Rip Hawkins, vs. Bal., 11/12/61

ASSISTED COMBINED TACKLES

Career

- 673 Scott Studwell, 1977-90
- 466 Matt Blair, 1974-85
- 449 Chad Greenway, 2006-16

Season

- 97 Scott Studwell, 1985
- 88 Mike Merriweather, 1981
- 83 Scott Studwell, 1983

Game

- 13 Wally Hilgenberg, @ Chi., 10/23/72
- 13 Scott Studwell, vs. T.B., 9/30/90

SPECIAL TEAMS TACKLES

Career

- 147 Chris Walsh, 1994-02
- 140 Harold Morrow, 1996-02
- 120 Walker Lee Ashley, 1983-88
- 113 Keith Nord, 1979-85
- 113 Heath Farwell, 2005-10

Season

- 38 Joey Browner, 1989
- 35 Nate Allen, 1977
- 32 Harold Morrow, 1997
- 32 Heath Farwell, 2007

Game

- 7 Heath Farwell, @ NYG, 11/25/07
- 6 Wymon Henderson, vs. Det., 11/6/88

BLOCKED KICKS

Career

- 20 Matt Blair, 1974-85 (FG-3, P-1, PAT-16)
- 16 Alan Page, 1967-78 (FG-8, P-1, PAT-7)
- 10 Tim Irwin, 1981-93 (FG-8, PAT-2)
- 10 Carl Eller, 1964-78 (FG-9, PAT-1)

Season


- 5 Alan Page, 1976 (3 FG, 2 PAT)
- 5 Matt Blair, 1977 (1 FG, 2 P, 2 PAT)
- 5 Matt Blair, 1979 (5 PAT)

Game

- 2 Alan Page, vs. Pit., 10/4/76 (1 FG, 1 PAT)
- 2 Matt Blair, vs. Dal., 10/7/79 (2 PAT)
- 2 Matt Blair, @ G.B., 11/11/79 (2 PAT)
- 2 Matt Blair, vs. Oak., 9/14/81 (2 FG)
- 2 Tim Irwin, @ Atl., 12/15/85 (2 PAT)
- 2 Neil Elshire, @ Was., 11/2/86 (2 PAT)
- 2 Tim Irwin, @ Den., 11/14/93 (1 FG, 1 PAT)

Game, Opponent

- 1 Many times, last time by Bobby Wagner, @ Sea., 12/10/18



Matt Blair

VIKINGS ROOKIE RECORDS (*NFL RECORD, #NFL ROOKIE RECORD)

SERVICE

Starts, Season

- 16 Gary Zimmerman, T, 1986
- 16 Todd Steussie, T, 1994
- 16 Dewayne Washington, CB, 1994
- 16 Kevin Williams, DT, 2004
- 16 Matt Kalil, T, 2012
- 16 Harrison Smith, S, 2012
- 16 T.J. Clemmings, T, 2015
- 16 Garrett Bradbury, C, 2019

SCORING

Total Points, Season

- 141 Blair Walsh, 2012 (36-pat, 35-fg)
- 106 Randy Moss, 1998 (17-td, 2-2pt)
- 78 Adrian Peterson, 2007 (13-td)

Total Points, Game

- 20 Randy Moss, @ Dal., 11/16/98 (3-rec, td, 1-2pt)
- 18 Sammy White, @ Mia., 12/11/76 (3-rec, td)
- 18 D.J. Dozier, vs. Den., 10/26/87 (3-rush td)
- 18 Randy Moss, vs. Chi., 12/5/98 (3-rec, td)
- 18 Onterio Smith, vs. K.C., 12/20/03 (3-rush td)
- 18 Adrian Peterson, @ Chi., 10/14/07 (3-rush td)
- 18 Adrian Peterson, vs. S.D., 11/4/07 (3-rush td)
- 18 Blair Walsh, @ St.L., 12/16/12 (3-pat, 5-fg)

Touchdowns, Season

- 17 Randy Moss, 1998#
- 13 Adrian Peterson, 2007
- 10 Sammy White, 1976
- 9 Cordarelle Patterson, 2013

Touchdowns, Game

- 3 Sammy White, vs. Cle., 11/9/69 (3-rec, td)
- 3 D.J. Dozier, vs. Den., 10/26/87 (3-rush td)
- 3 Randy Moss, @ Dal., 11/16/98 (3-rec, td)
- 3 Randy Moss, vs. Chi., 12/5/98 (3-rec, td)
- 3 Onterio Smith, vs. K.C., 12/20/03 (3-rush td)
- 3 Adrian Peterson, @ Chi., 10/14/07 (3-rush td)
- 3 Adrian Peterson, vs. S.D., 11/4/07 (3-rush td)

Field Goals Made, Season

- 35 Blair Walsh, 2012

Field Goals Made, Game

- 5 Blair Walsh, @ St.L., 12/16/12

Longest Field Goal

- 56 Blair Walsh, @ Hou., 12/23/12
- 55 Blair Walsh, vs. Jax., 9/9/12
- 55 Blair Walsh, @ Sea., 11/4/12

Field Goals Attempted, Season

- 38 Blair Walsh, @ St.L., 12/16/12

Field Goals Attempted, game

- 5 Blair Walsh, @ St.L., 12/16/12

Highest Field Goal Percentage, Season (Qualifiers)

- 92.1 Blair Walsh, 2012 (35-38)

RUSHING

Yards, Season

- 1341 Adrian Peterson, 2007
- 801 Chuck Foreman, 1973
- 773 Alfred Anderson, 1984

Yards, Game (*-NFL record)

- 296 Adrian Peterson, vs. S.D., 11/4/07*
- 224 Adrian Peterson, @ Chi., 10/14/07
- 148 Onterio Smith, @ Chi., 12/14/03

Rushing Attempts, Season

- 238 Adrian Peterson, 2007
- 201 Alfred Anderson, 1984
- 182 Chuck Foreman, 1973

Rushing Attempts, Game

- 30 Adrian Peterson, vs. S.D., 11/4/07
- 27 Onterio Smith, @ Chi., 12/14/03
- 27 Dalvin Cook, vs. T.B., 9/24/17

Touchdowns Rushing, Season

- 12 Adrian Peterson, 2007
- 5 Onterio Smith, 2003
- 5 D.J. Dozier, 1987
- 5 Fran Tarkenton, 1961

Touchdowns Rushing, Game

- 3 Adrian Peterson, vs. S.D., 11/4/07
- 3 Adrian Peterson, @ Chi., 10/14/07
- 3 Onterio Smith, @ Chi., 12/20/03
- 3 D.J. Dozier, vs. Den., 10/26/87

Rushing Average, Season

- 5.6 Adrian Peterson, 2007
- 5.4 Onterio Smith, 2003
- 4.8 Jerick McKinnon, 2014

Rushing Average (Min. 10 Attempts), Game

- 11.2 Adrian Peterson, @ Chi., 10/14/07
- 9.9 Adrian Peterson, vs. S.D., 11/4/07
- 9.3 Adrian Peterson, vs. G.B. 9/30/07

Longest Run

- 73 Adrian Peterson, @ Chi., 10/14/07 (td)
- 64 Adrian Peterson, vs. S.D., 11/4/07 (td)
- 55 Adrian Peterson, vs. G.B., 9/30/07
- 55 Jerick McKinnon, vs. Atl., 9/28/14

PASSING

Passing Yards, Season

- 2,919 Teddy Bridgewater, 2014
- 1,997 Fran Tarkenton, 1961
- 1,853 Christian Ponder, 2011

Passing Yards, Game

- 381 Christian Ponder, vs. Den., 12/4/11
- 317 Teddy Bridgewater, vs. Atl., 9/28/14
- 315 Teddy Bridgewater, @ Det., 12/14/14

Pass Attempts, Season

- 402 Teddy Bridgewater, 2014
- 291 Christian Ponder, 2011
- 280 Fran Tarkenton, 1961

Pass Attempts, Game

- 47 Christian Ponder, vs. Den., 12/4/11
- 42 Teddy Bridgewater, @ T.B., 10/26/14
- 42 Teddy Bridgewater, Was., 11/2/14

Pass Completions, Season

- 259 Teddy Bridgewater, 2014
- 158 Christian Ponder, 2011
- 157 Fran Tarkenton, 1961

Pass Completions, Game

- 31 Teddy Bridgewater, @ Det., 12/14/14
- 29 Christian Ponder, vs. Den., 12/4/11
- 26 Teddy Bridgewater, vs. Was., 11/2/14

Touchdown Passes, Season

- 18 Fran Tarkenton, 1961
- 14 Teddy Bridgewater, 2014
- 13 Christian Ponder, 2011

Touchdown Passes, Game

- 4 Fran Tarkenton, vs. Chi., 9/17/61
- 4 Fran Tarkenton, vs. LA Rams, 12/3/61
- 4 Fran Tarkenton, @ Chi., 12/17/61

Passes Had Intercepted, Season

- 17 Fran Tarkenton, 1961
- 13 Christian Ponder, 2011

Passes Had Intercepted, Game

- 3 times, last Teddy Bridgewater, vs. Det., 10/12/14

Lowest Percentage Passes Intercepted, Season (qualifiers)

- 3.0 Teddy Bridgewater, 2014 (402-12)
- 4.5 Christian Ponder, 2011 (291-13)
- 6.1 Fran Tarkenton, 1961 (280-17)

Highest QB Rating, Season

- 85.2 Teddy Bridgewater, 2014
- 74.7 Fran Tarkenton, 1961
- 70.1 Christian Ponder, 2011

Highest QB Rating, Game

- 148.6 Fran Tarkenton, vs. Chi., 9/17/61
- 121.1 Fran Tarkenton, L.A., 12/3/61
- 120.7 Teddy Bridgewater, vs. Car., 11/30/14

PASS RECEIVING

Receptions, Season

- 88 Justin Jefferson, 2020
- 69 Randy Moss, 1998
- 60 Percy Harvin, 2009
- 52 Stefan Diggs, 2015
- 51 Paul Flatley, 1963
- 51 Sammy White, 1976
- 45 Cordarelle Patterson, 2013
- 37 Chuck Foreman (RB), 1973
- 36 Irv Smith, Jr. (TE), 2019

Receptions, Game

- 9 Sammy White, vs. LA Rams, 9/19/76
- 9 Sammy White, @ Mia., 12/11/76
- 9 Justin Jefferson, vs. Atl., 10/18/20
- 9 Justin Jefferson, vs. Jax., 12/6/20
- 9 Justin Jefferson, @ Det., 1/3/21
- 8 James Brim, @ Chi., 10/11/87
- 8 Randy Moss, vs. G.B., 11/22/98
- 8 Randy Moss, vs. Chi., 12/6/98
- 8 Cordarelle Patterson, at G.B., 11/24/13
- 8 Justin Jefferson, @ Chi., 11/16/20
- 8 Justin Jefferson, vs. Chi., 12/20/20

Receiving Yards, Season

- 1,400 Justin Jefferson, 2020
- 1,313 Randy Moss, 1998
- 906 Sammy White, 1976
- 867 Paul Flatley, 1963

Receiving Yards, Game

- 210 Sammy White, vs. Det., 11/7/76

190 Randy Moss, @ G.B., 10/5/98

175 Justin Jefferson, vs. Ten., 9/27/20

Touchdowns Receiving, Season (#-NFL record)

- 17 Randy Moss, 1998#
- 10 Sammy White, 1976
- 7 Justin Jefferson, 2020

Touchdowns Receiving, Game

- 3 Sammy White, @ Mia., 12/11/76
- 3 Randy Moss, @ Dal., 11/26/98
- 3 Randy Moss, vs. Chi., 12/6/98

COMBINED YARDAGE

Yards, Season

- 2,081 Percy Harvin, 2009 (ru-135, re-790, rt-1156)
- 2,021 Adrian Peterson, 2007 (ru-1341, re-268, rt-412)
- 2,020 Cordarelle Patterson, 2013 (ru-158, re-469, rt-1,393)

Yards, Game

- 361 Adrian Peterson, @ Chi., 10/14/07 (ru-248, re-9, rt-128)
- 315 Adrian Peterson, vs. S.D., 11/4/07 (ru-296, re-19)

PUNTING

Punts, Season

- 75 Jeff Locke, 2013
- 73 Neil Clabo, 1975
- 71 Chris Kluge, 2005

Punts, Game

- 9 Bobby Walden, vs. L.A., 11/29/64
- 9 Jeff Locke, @ Bal., 12/8/13
- 8 Chris Kluge, vs. NYG, 11/13/05

Punt Average, Season

- 46.4 Bobby Walden, 1964 (72-3,314)
- 44.2 Jeff Locke, 2013 (75-3,316)
- 44.1 Chris Kluge, 2005 (71-3,130)

Punt Average (Min. 4 punts), Game

- 54.3 Chris Kluge, vs. T.B., 9/11/05 (4-217)
- 52.4 Bobby Walden, vs. S.F., 11/8/64 (5-262)
- 52.0 Bobby Walden, @ Bal., 11/15/64 (4-208)

PUNT RETURNS

Punt Returns, Season

- 48 Kevin Miller, 1978
- 35 Keenan Howry, 2003
- 33 Jimmy Edwards, 1979

Punt Returns, Games

- 6 Kevin Miller, vs. T.B., 9/17/78
- 6 David Palmer, vs. Det., 9/11/94

Punt Return Yards, Season

- 247 Keenan Howry, 2003
- 239 Kevin Miller, 1978
- 217 Troy Walters, 2000

Punt Return Yards, Game


- 107 Charlie West, vs. Was., 11/3/68
- 78 Troy Walters, vs. Det., 11/30/00
- 77 Bob Grim, vs. NYG, 11/5/67

Longest Punt Return

- 981 Charlie West, vs. Was., 11/3/68
- 81 Bob Grim, vs. NYG, 11/5/67
- 63 Troy Walters, vs. Det., 11/30/00

Punt Return Average, Season

- 101 Charlie West, 1968 (20-201)
- 79 Nick Davis, 2002 (24-190)
- 76 Jackie Wallace, 1974 (25-191)



WR Sammy White set the team record with 210 yards receiving in a game and earned 1976 NFL Rookie of the Year.

Punt Return Average (3 returns), Game

- 35.7 Charlie West, vs. Was., 11/3/68 (3-107)
- 26.0 Troy Walters, vs. Det., 11/30/00 (3-78)
- 25.7 Bob Grim, vs. NYG, 11/5/67 (3-77)

KICKOFF RETURNS

Kickoff Returns, Season

- 53 Buster Rhymes, 1985
- 44 Jimmy Edwards, 1979
- 43 Cordarrelle Patterson, 2013

Kickoff Returns, Game

- 8 Troy Walters, vs. G.B., 12/17/00
- 7 Jimmy Edwards, @ St. L., 11/4/79
- 7 Darryl Harris, vs. G.B., 10/16/88

Kickoff Return Yards, Season

- 1,393 Cordarrelle Patterson, 2013
- 1,345 Buster Rhymes, 1985
- 1,156 Percy Harvin, 2009

Kickoff Return Yards, Game

- 228 Cordarrelle Patterson, vs. G.B., 10/27/13
- 182 Buster Rhymes, vs. Chi., 9/19/85
- 180 Percy Harvin, vs. S.F., 9/27/09

Longest Kickoff Return (All TDs)

- 109 Cordarrelle Patterson, vs. G.B., 10/27/13*
- 105 Cordarrelle Patterson, at Chi., 9/15/13
- 104 Aundrae Allison, vs. Det., 12/2/07

Kickoff Return Average, Season

- 32.4 Cordarrelle Patterson, 2013
- 28.7 Aundrae Allison, 2007
- 27.5 Percy Harvin, 2009

Kickoff Return Average (3 returns), Game

- 49.7 Cordarrelle Patterson, @ Chi., 9/15/13 (3-149)
- 48.0 Aundrae Allison, vs. Det., 12/2/07 (3-144)
- 45.6 Cordarrelle Patterson, vs. G.B., 10/27/13 (5-228)

INTERCEPTIONS

Passes Defensed, Season

- 23 Xavier Rhodes, 2013
- 19 Orlando Thomas, 1995
- 12 Dewayne Washington, 1994
- 12 Brian Williams, 2002

Interceptions, Season

- 9 Orlando Thomas, 1995
- 6 George Rose, 1964
- 5 Rip Hawkins, 1961

Interceptions, Game

- 2 Rip Hawkins, vs. Dal., 9/24/61
- 2 Jeff Siemon, vs. S.F., 12/16/72

Interception Return Yards, Season

- 135 Dewayne Washington, 1994
- 108 Orlando Thomas, 1995
- 87 Harrison Smith, 2012

Interception Return Yards, Game

- 81 Dewayne Washington, @ Chi., 9/18/94
- 80 Mike Nattiel, vs. Sea., 12/7/03
- 70 Orlando Thomas, @ Pit., 9/24/95

Longest Interception Return

- 81 Dewayne Washington, @ Chi., 9/18/94 (td)
- 80 Mike Nattiel, vs. Sea., 12/7/03 (td)
- 63 Tim Newton, @ Buf., 9/25/85

TACKLES

Total Tackles, Season

- 129 Harrison Smith, 2012
- 126 Rip Hawkins, 1961
- 109 Chris Doleman, 1985
- 105 Eric Kendricks, 2015
- 102 Tim Newton, 1985
- 99 Anthony Barr, 2014

Total Tackles, Game

- 13 Malik Boyd, @ N.E., 11/13/94
- 13 Harrison Smith, vs. T.B., 10/25/12
- 13 Eric Kendricks, vs. K.C., 10/18/15

SACKS

Sacks, Season

- 10.5 Don Hultz, 1963
- 10.5 Kevin Williams, 2003

Sacks, Game

- 3.0 Kevin Williams, vs. Ari., 12/28/03
- 2.5 Gerald Robinson, Chi., 10/19/86
- 2.0 10 times, last Danielle Hunter, vs. Chi., 12/20/15

*NFL Record

#NFL Rookie Record

VIKINGS ROOKIE NFL AWARDS

NFL ROOKIE OF THE YEAR

- 1963-Paul Flatley, WR (AP, UPI, NEA, TSN)
- 1973-Chuck Foreman, RB (AP, PFWA)
- 1976-Sammy White, WR (AP, PFWA)
- 1998-Randy Moss, WR (TSN, FN, PFW, SI)
- 2007-Adrian Peterson, RB (TSN, PFW, SI)
- 2020-Justin Jefferson, WR (TSN)

PEPSI ROOKIE OF THE YEAR

- 2007-Adrian Peterson, RB
- 2009-Percy Harvin, WR
- 2014-Teddy Bridgewater, QB

NFL OFFENSIVE ROOKIE OF THE YEAR

- 1973-Chuck Foreman, RB, (PFW)
- 1976-Sammy White, WR, (PFW, PD)
- 1998-Randy Moss, WR (AP, FD, CPFW)
- 2007-Adrian Peterson, RB (AP, PFW)
- 2009-Percy Harvin, WR (KR, AP, PFW)

NFL DEFENSIVE ROOKIE OF THE YEAR

- 1994-Dewayne Washington, CB (PFW)

NFC ROOKIE OF THE YEAR

- 1973-Chuck Foreman, RB (Wheaties, TSN)
- 1976-Sammy White, WR (UPI, TSN, NEA)
- 1998-Randy Moss, WR (PFWA)

NFC OFFENSIVE ROOKIE OF THE YEAR

- 1998-Randy Moss, WR (PFWA)

1ST-TEAM A.P. ALL-PRO

- 1998-Randy Moss, WR
- 2012-Blair Walsh, K
- 2013-Cordarrelle Patterson, WR/KR

ALL-ROOKIE HONORS (PFWA)

- 1972-Jeff Siemon, LB
- 1973-Chuck Foreman, RB
- 1974-Matt Blair, LB
- 1975-Sammy White, WR
- 1984-Alfred Anderson, RB
- 1988-Randall McDaniel, G
- 1994-Todd Steussie, C
- Andrew Jordan, TE
- Dewayne Washington, CB
- 1995-Orlando Thomas, S
- 1998-Randy Moss, WR
- 2000-Chris Hovan, DT
- 2003-Antonio Smith, RB
- Kevin Williams, DT
- Eddie Johnson, P
- 2005-Chris Kluwe, P
- 2007-Adrian Peterson, RB
- Brian Robison, DE
- 2009-Phil Loadholt, T
- Percy Harvin, WR/KR
- 2011-Kyle Rudolph, TE
- 2012-Blair Walsh, K
- Matt Kalil, T
- Harrison Smith, S
- 2013-Cordarrelle Patterson, WR/KR
- 2014-Teddy Bridgewater, QB
- 2015-Stefon Diggs, WR
- Danielle Hunter, DE
- Eric Kendricks, LB
- 2017-Pat Elflein, C
- 2020-Justin Jefferson, WR
- Cameron Dantzier, CB

NFL ROOKIE OF THE WEEK

- 2004-Mewelde Moore, RB, vs. Ten., 10/24, Offense
- 2007-Adrian Peterson, RB, @ Chi., 10/14, Offense
- 2009-Adrian Peterson, RB, vs. S.D., 11/4, Offense
- 2009-Percy Harvin, WR, @ Pit., 10/25, Special Teams
- 2009-Percy Harvin, WR, @ G.B., 11/1, Special Teams
- 2014-Teddy Bridgewater, QB, vs. Atl., 9/28, Offense
- 2014-Teddy Bridgewater, QB, vs. Car., 11/30, Offense
- 2015-Stefon Diggs, WR, vs. K.C., 10/18, Offense

NFL ROOKIE OF THE MONTH

- 1997-Dwayne Rudd, LB, December, Defense
- 1998-Randy Moss, WR, November, Offense
- 2003-Kevin Williams, DT, December, Defense
- 2007-Adrian Peterson, RB, September, Offense
- 2007-Adrian Peterson, RB, October, Offense
- 2009-Percy Harvin, WR, November, Offense
- 2013-Cordarrelle Patterson, WR, December, Offense
- 2015-Eric Kendricks, LB, October, Defense

PRO BOWL HONORS

- 1973-Chuck Foreman, RB
- 1976-Sammy White, WR
- 1998-Randy Moss, WR
- 2007-Adrian Peterson, RB
- 2009-Percy Harvin, WR/KR
- 2012-Matt Kalil, T
- Blair Walsh, K
- 2013-Cordarrelle Patterson, WR/KR
- 2020-Justin Jefferson, WR



Paul Flatley was the 1963 NFL Rookie of the Year and the 1st Vikings player to be selected for the honor.



Orlando Thomas was an All-Rookie choice in 1995 and set the team record for INTs in a season by a rookie with 9.

VIKINGS BIG DAYS

RUSHING

296	Adrian Peterson vs. S.D., 11/4/07 (30 att.)
224	Adrian Peterson @ Chi., 10/14/07 (20 att.)
212	Adrian Peterson @ Sea., 12/16/12 (24 att.)
211	Adrian Peterson @ Chi., 12/11/13 (35 att.)
210	Adrian Peterson @ G.B., 12/12/12 (21 att.)
206	Dalvin Cook vs. Det., 9/19/20 (22 att.)
203	Adrian Peterson @ Oak., 11/15/15 (26 att.)
200	Chuck Foreman @ Dal., 10/24/76 (28 att.)
199	Adrian Peterson vs. G.B., 12/30/12 (34 att.)
192	Adrian Peterson vs. G.B., 11/9/08 (30 att.)
182	Adrian Peterson @ Sea., 11/4/12 (17 att.)
181	Dalvin Cook vs. Ten., 9/27/20 (22 att.)
180	Adrian Peterson @ Cle., 9/13/09 (25 att.)
179	Ted Brown @ G.B., 10/23/83 (29 att.)
178	Robert Smith @ Stl., 9/13/98 (23 att.)
175	Adrian Peterson vs. G.B., 10/23/11 (24 att.)
172	Terry Allen @ Pit., 12/20/92 (33 att.)
171	Adrian Peterson vs. Det., 11/11/12 (27 att.)
170	Robert Smith @ Chi., 10/15/00 (15 att.)
169	Robert Smith @ Buf., 8/31/97 (16 att.)
165	Chester Taylor @ Sea., 10/22/06 (24 att.)
167	Michael Bennett vs. NYC, 11/10/02 (15 att.)
166	Scottie Graham vs. K.C., 12/26/93 (33 att.)
165	Adrian Peterson @ Ari., 12/14/08 (28 att.)
164	Chester Taylor vs. Oak., 11/18/07 (22 att.)
163	Dalvin Cook @ G.B., 11/1/20 (30 att.)
160	Robert Smith vs. Ind., 12/21/97 (17 att.)
160	Adrian Peterson vs. Ind., 9/14/08 (29 att.)
160	Adrian Peterson vs. Det., 9/25/10 (23 att.)
159	Terry Allen @ Chi., 9/18/94 (22 att.)
158	Adrian Peterson @ Atl., 11/29/15 (29 att.)
155	Chuck Foreman @ Det., 12/18/77 (33 att.)
155	Dave Osborn vs. G.B., 12/3/67 (21 att.)
155	Clinton Jones vs. Atl., 11/28/71 (22 att.)
155	Latavius Murray vs. Ariz., 10/14/18 (24 att.)
154	Adrian Peterson vs. Chi., 12/9/12 (31 att.)
154	Dalvin Cook @ G.B., 9/15/19 (20 att.)
153	Adrian Peterson vs. Ari., 10/21/12 (23 att.)
150	Chuck Foreman vs. Chi., 10/16/77 (26 att.)
148	Chuck Foreman vs. Pit., 10/4/76 (27 att.)
148	Herschel Walker vs. G.B., 10/15/96 (18 att.)
148	Robert Smith @ Det., 11/23/00 (21 att.)
148	Onterio Smith @ Chi., 12/14/03 (27 att.)
148	Mike Boone vs. Chi., 12/29/19 (17 att.)
146	Tommy Mason vs. Bal., 11/17/63 (12 att.)
146	Darrin Nelson vs. G.B., 11/10/85 (21 att.)
146	Robert Smith @ NYG, 12/26/93 (16 att.)
146	Onterio Smith vs. K.C., 12/24/03 (21 att.)
146	Adrian Peterson @ G.B., 11/14/13 (32 att.)
145	Adrian Peterson vs. Mia., 9/19/10 (28 att.)
143	Tommy Mason @ Bal., 12/16/62 (20 att.)
143	Adrian Peterson vs. Bal., 10/18/09 (22 att.)
142	Dalvin Cook @ G.B., 11/25/20 (27 att.)
140	Terry Allen @ G.B., 9/6/92 (12 att.)
140	Adrian Peterson @ Pit., 9/23/13 (23 att.)
140	Adrian Peterson @ Det., 11/13/13 (25 att.)
139	Dave Osborn vs. Chi., 12/5/70 (29 att.)
139	Scottie Graham @ G.B., 12/19/93 (30 att.)
139	Adrian Peterson vs. Hou., 11/2/08 (25 att.)
138	Tommy Mason @ Det., 12/9/62 (16 att.)
138	Bill Brown @ Cle., 10/31/65 (26 att.)
138	Mewelde Moore vs. Ten., 10/24/04 (20 att.)
137	Tommy Mason vs. Bal., 9/19/64 (20 att.)
137	Robert Smith vs. N.O., 11/8/98 (20 att.)
136	Chester Taylor vs. Ari., 11/26/05 (27 att.)
136	Dalvin Cook vs. Mia., 12/16/18 (19 att.)
135	Jerick McKinnon vs. Atl., 9/28/14 (18 att.)
134	Robert Smith vs. Det., 10/25/98 (19 att.)
134	Robert Smith @ Det., 10/1/00 (16 att.)
133	Adrian Peterson @ Det., 9/20/15 (29 att.)
133	Chuck Foreman vs. Cin., 11/13/77 (29 att.)
133	Robert Smith @ T.B., 10/13/96 (18 att.)
133	Adrian Peterson vs. Det., 11/15/98 (16 att.)
132	Dalvin Cook @ NYG, 10/16/19 (21 att.)
132	Dalvin Cook vs. Chi., 12/20/20 (24 att.)
132	Robert Smith @ G.B., 9/21/97 (28 att.)
131	Adrian Peterson vs. Chi., 11/30/08 (28 att.)
131	Adrian Peterson @ G.B., 10/24/10 (28 att.)
130	Dalvin Cook @ Hou., 10/4/20 (27 att.)
130	Michael Bennett vs. G.B., 11/17/02 (19 att.)
129	Ted Brown vs. T.B., 11/8/81 (31 att.)
129	Chuck Foreman vs. S.D., 11/23/75 (33 att.)
127	Terry Allen vs. T.B., 11/3/91 (14 att.)
127	Dalvin Cook vs. N.O., 9/11/17 (22 att.)
126	Herschel Walker @ T.B., 12/8/91 (16 att.)
126	Adrian Peterson @ S.F., 9/27/15 (20 att.)
126	Herschel Walker @ Ari., 9/8/97 (25 att.)
126	Robert Smith vs. Phil., 9/28/97 (22 att.)
125	Antose Pinner @ Det., 12/10/05 (29 att.)
125	Adrian Peterson vs. Stl., 11/18/15 (29 att.)
124	Tommy Mason vs. Pit., 10/18/54 (20 att.)
124	Oscar Reed vs. Det., 11/12/72 (23 att.)
123	Raymond Hayes vs. LA Rams, 12/3/61 (18 att.)
123	Chester Taylor vs. Det., 10/8/06 (26 att.)
123	Adrian Peterson vs. T.B., 10/25/12 (15 att.)
123	Chuck Foreman @ N.O., 9/3/78 (18 att.)

122	Darrin Nelson vs. Det., 11/3/85 (25 att.)
122	Robert Smith @ G.B., 11/9/00 (24 att.)
122	Mewelde Moore @ G.B., 11/21/05 (22 att.)
122	Adrian Peterson vs. Ari., 10/9/11 (29 att.)
121	Mel Triplett @ Chi., 12/17/61 (15 att.)
121	Adrian Peterson @ Chi., 10/19/08 (22 att.)
120	Alfred Anderson @ Det., 9/23/84 (19 att.)
120	Robert Smith vs. Car., 10/12/97 (23 att.)
120	Michael Bennett @ G.B., 12/8/02 (19 att.)
120	Adrian Peterson vs. Sea., 9/18/11 (25 att.)
120	Dalvin Cook vs. Jax., 12/6/20 (32 att.)
119	Darrin Nelson vs. G.B., 11/13/83 (16 att.)
118	Dave Osborn @ Chi., 12/18/66 (19 att.)
118	Darrin Nelson vs. Cle., 10/26/86 (22 att.)
118	Darrin Nelson @ Dal., 11/26/87 (16 att.)
118	Robert Smith @ K.C., 12/12/99 (21 att.)
118	Adrian Peterson @ Phi., 12/26/10 (22 att.)
117	Bill Brown vs. Ci., 10/16/65 (15 att.)
117	Chuck Foreman @ N.O., 11/16/75 (24 att.)
117	Robert Smith vs. Ari., 11/20/00 (20 att.)
116	Chuck Foreman vs. Chi., 9/23/73 (16 att.)
116	Adrian Peterson vs. Det., 9/27/07 (15 att.)
115	Bill Brown @ Dal., 9/25/60 (20 att.)
115	Dave Osborn vs. NYC, 11/5/67 (16 att.)
115	Robert Smith vs. Det., 10/31/93 (23 att.)
115	Robert Smith @ Pit., 9/24/95 (15 att.)
115	Scottie Graham @ Cinn., 12/24/95 (25 att.)
115	Robert Smith vs. Det., 11/30/00 (17 att.)
115	Matt Asiata vs. Det., 12/29/13 (14 att.)
115	Dalvin Cook vs. Dal., 11/22/20 (27 att.)
114	Chuck Foreman @ Det., 10/7/73 (16 att.)
114	Michael Bennett @ T.B., 11/3/02 (10 att.)
113	Ted Brown @ Chi., 9/21/80 (22 att.)
113	Terry Allen vs. Mia., 9/25/94 (15 att.)
113	Terry Allen @ T.B., 10/30/91 (17 att.)
113	Robert Smith vs. Det., 9/19/96 (22 att.)
113	Michael Bennett vs. Tenn., 12/9/01 (16 att.)
113	Chester Taylor vs. Car., 9/17/06 (24 att.)
112	Adrian Peterson vs. G.B., 9/30/07 (12 att.)
112	Alexander Mattison @ Sea., 10/11/20 (20 att.)
111	Dalvin Cook vs. Atl., 9/8/19 (21 att.)
111	Latavius Murray vs. Bal., 10/22/17 (18 att.)
111	Robert Smith vs. Det., 9/10/95 (20 att.)
111	Adrian Peterson vs. Det., 10/12/08 (25 att.)
111	Latavius Murray vs. Chi., 12/31/17 (20 att.)
110	Dalvin Cook vs. Oak., 9/22/19 (16 att.)
109	Bill Brown vs. Chi., 9/25/63 (12 att.)
109	Ted Brown @ G.B., 9/27/81 (21 att.)
109	Robert Smith vs. Chi., 9/3/00 (14 att.)
109	Mewelde Moore @ N.O., 10/17/04 (15 att.)
109	Toby Gerhart @ Was., 12/24/11 (11 att.)
109	Joe Webb @ Det., 12/11/11 (7 att.)
108	Ted Brown @ Atl., 11/23/81 (16 att.)
108	Leroy Hoard vs. Oak., 11/17/96 (20 att.)
108	Moe Williams vs. Dak., 9/14/03 (21 att.)
108	Adrian Peterson @ Chi., 11/25/12 (18 att.)
107	Chuck Foreman vs. Det., 10/15/75 (22 att.)
107	Robert Smith vs. Chi., 10/10/99 (21 att.)
107	Adrian Peterson vs. Buf., 12/10/16 (16 att.)
106	Bill Brown @ Bal., 11/16/64 (14 att.)
106	Dave Osborn @ Chi., 10/12/69 (15 att.)
106	Michael Bennett vs. Chi., 10/27/02 (29 att.)
106	Michael Bennett vs. Det., 11/6/05 (18 att.)
105	Alfred Anderson @ Phi., 9/9/84 (20 att.)
105	Leroy Hoard vs. S.F., 10/24/99 (17 att.)
105	Adrian Peterson @ Det., 12/7/08 (22 att.)
104	Tony Galbreath @ Chi., 10/9/83 (16 att.)
104	Robert Smith vs. S.D., 11/28/99 (20 att.)
104	Michael Bennett @ G.B., 12/30/01 (25 att.)
104	Adrian Peterson vs. NYG, 12/27/15 (22 att.)
104	Bill Brown vs. Bal., 9/13/64 (20 att.)
104	Bill Brown @ NYG, 12/6/64 (18 att.)
103	Dave Osborn @ Atl., 10/29/67 (19 att.)
103	Darrin Nelson vs. T.B., 11/15/87 (17 att.)
103	Herschel Walker vs. Den., 9/29/91 (12 att.)
103	Robert Smith vs. Was., 10/18/98 (24 att.)
103	Robert Smith @ Car., 11/9/00 (23 att.)
103	Michael Bennett vs. Sea., 12/7/03 (25 att.)
103	Adrian Peterson @ Ari., 9/9/07 (19 att.)
103	Adrian Peterson @ G.B., 9/8/08 (19 att.)
103	Adrian Peterson vs. NYG, 12/28/08 (21 att.)
103	Jerick McKinnon @ Buf., 10/19/14 (19 att.)
103	Adrian Peterson @ Chi., 11/1/15 (20 att.)
102	Chuck Foreman @ Chi., 10/27/75 (26 att.)
102	Chuck Foreman vs. Atl., 11/9/75 (26 att.)
102	Robert Smith vs. Car., 10/6/96 (27 att.)
102	Moe Williams vs. Buf., 9/15/02 (17 att.)
102	Adrian Peterson @ K.C., 9/23/07 (25 att.)
102	Adrian Peterson @ Det., 9/30/12 (21 att.)
102	Cardarrelle Patterson @ S.F., 9/17/14 (31 att.)
102	Dalvin Cook @ T.B., 12/13/20 (22 att.)
101	Clinton Jones vs. G.B., 12/5/65 (21 att.)
101	Clinton Jones vs. Atl., 9/4/68 (17 att.)
101	Bill Brown vs. Det., 11/17/73 (19 att.)
101	Chuck Foreman @ G.B., 11/27/77 (26 att.)
101	Chuck Foreman @ Dal., 10/26/78 (22 att.)
101	Leroy Hoard vs. T.B., 12/15/96 (20 att.)
101	Robert Smith vs. Det., 12/14/97 (20 att.)

101	Mewelde Moore vs. N.O., 9/25/05 (23 att.)
101	Robert Smith vs. Jax., 12/20/98 (19 att.)
101	Chester Taylor @ S.F., 12/9/07 (8 att.)
100	Chuck Foreman vs. G.B., 12/8/73 (19 att.)
100	Chuck Foreman vs. Sea., 11/14/76 (17 att.)
100	Ted Brown vs. Dal., 1/3/83 (29 att.)
100	Terry Allen vs. G.B., 12/27/92 (20 att.)
100	Adrian Peterson @ Chi., 9/15/13 (26 att.)

Career 100-Yard Rushing Games

No. Player	W-L
49.	Adrian Peterson33-15-0
29.	Robert Smith22-7
17	...Chuck Foreman16-1
15	...Dalvin Cook10-5
9	...Michael Bennett5-4
8	...Bill Brown4-4
7	...Terry Allen7-0
6	...Tommy Mason2-4
6	...Dave Osborn3-3
6	...Ted Brown5-1
6	...Darrin Nelson3-3
6	...Chester Taylor2-0
4	...Herschel Walker3-1
4	...Mewelde Moore4-0
3	...Latavius Murray2-0
3	...Scottie Graham3-0
3	...Leroy Hoard3-0
2	...Clinton Jones2-0
2	...Alfred Anderson1-1
2	...Moe Williams1-1
2	...Onterio Smith1-1
2	...Jerick McKinnon1-1
1	...Ray Coombs1-0
1	...Mel Triplett0-1
1	...Oscar Reed0-1
1	...Tony Galbreath1-0
1	...Tony Pinner1-0
1	...Toby Gerhart1-0
1	...Joe Webb0-1
1	...Matt Asiata1-0
1	...Cardarrelle Patterson1-0
1	...Mike Boone0-1
1	...Alexander Mattison0-1

PASSING

490	Tommy Kramer @ Was., 11/2/86 (20 of 35)
456	Tommy Kramer vs. Chi., 10/5/98 (20 of 49)
449	Joe Kapp vs. Bal., 9/28/69 (28 of 43)
446	Brett Favre vs. Ari., 11/7/10 (36 of 47)
444	Tommy Kramer @ S.D., 10/11/81 (27 of 43)
442	Randall Cunningham @ G.B., 10/5/98 (20 of 32)
436	Tommy Kramer vs. Chi., 9/19/85 (28 of 55)
425	Kirk Cousins @ G.B., 9/16/18 (35 of 48)
421	Daunte Culpepper @ N.O., 10/17/04 (26 of 37)
422	Kirk Cousins @ LA Rams, 9/27/18 (36 of 50)
420	Warren Moon vs. N.O., 11/6/94 (33 of 57)
407	Frank Tarkenton @ S.F., 10/24/65 (21 of 34)
405	Kirk Cousins @ Det., 1/3/21 (28 of 40)
404	Daunte Culpepper @ Det., 12/19/04 (32 of 35)
400	Warren Moon vs. NYJ, 11/20/94 (33 of 50)
396	Daunte Culpepper @ Oak., 11/16/03 (27 of 49)
396	Daunte Culpepper @ Hou., 10/10/04 (36 of 50)
395	Tommy Kramer vs. Atl., 9/7/80 (30 of 42)
392	Brett Favre vs. Chi., 11/29/09 (32 of 48)
391	Wade Wilson vs. Det., 11/6/88 (28 of 35)
386	Tommy Kramer @ T.B., 10/7/84 (27 of 47)
384	Warren Moon @ Det., 11/23/95 (30 of 47)
384	Tommy Kramer vs. G.B., 11/29/81 (38 of 55)
382	Matt Cassel vs. Phi., 12/15/13 (26 of 35)
381	Sam Bradford @ G.B., 12/24/16 (34 of 50)
382	Christian Ponder vs. Den., 12/4/11 (29 of 47)
374	Wade Wilson @ T.B., 12/16/90 (24 of 34)
374	Jeff George @ Chi., 11/14/99 (25 of 49)
370	Daunte Culpepper @ S.D., 11/9/03 (32 of 44)
369	Case Keenum vs. T.B., 9/24/17 (25 of 37)
366	Sean Salisbury @ Den., 11/14/93 (19 of 37)
364	Randall Cunningham vs. Oak., 9/19/99 (23 of 39)
363	Jeff George vs. S.F., 11/28/99 (28 of 43)
363	Daunte Culpepper @ G.B., 11/14/04 (27 of 44)
361	Steve Dilis @ T.B., 9/5/81 (37 of 62)
361	Wade Wilson vs. N.O., 12/21/86 (24 of 39)
360	Daunte Culpepper vs. Chi., 9/26/04 (19 of 30)
359	Kirk Cousins vs. N.O., 11/18/18 (31 of 41)
359	Randall Cunningham @ Dal., 11/26/98 (17 of 35)
357	Daunte Culpepper vs. Car., 11/19/00 (22 of 29)
355	Warren Moon @ Ari., 10/2/94 (29 of 47)
355	Daunte Culpepper vs. Mia., 9/10/00 (23 of 37)
352	Christian Ponder @ Was., 10/14/12 (35 of 52)
349	Warren Moon @ N.E., 11/13/94 (26 of 42)
349	Randall Cunningham vs. Chi., 12/6/98 (21 of 31)
348	Todd Bouman vs. Tenn., 12/9/01 (21 of 31)
347	Frank Tarkenton @ Was., 11/30/75 (27 of 37)
347	Frank Tarkenton vs. Det., 11/17/76 (17 of 25)
347	Sean Salisbury vs. S.D., 11/7/93 (29 of 47)
346	Sam Bradford vs. N.O., 9/17/12 (27 of 32)
345	Randall Cunningham @ Bal., 12/13/98 (32 of 55)

2021 VIKINGS

344 Brett Favre vs. Det., 11/15/09 (20 of 29)
343 Tommy Kramer @ St.L., 10/25/81 (25 of 55)
343 Daunte Culpepper @ Phi., 9/20/04 (37 of 47)
343 Kirk Cousins vs. Atl., 10/18/20 (24 of 36)
342 Kirk Cousins vs. G.B., 11/25/18 (39 of 38)
342 Tommy Kramer vs. Chi., 11/28/82 (26 of 35)
342 Warren Moon @ Ari., 11/12 (24 of 43)
339 Wade Wilson vs. T.B., 11/30/86 (22 of 33)
338 Warren Moon vs. N.O., 11/19/95 (25 of 32)
337 Kirk Cousins @ Det., 10/23/19 (24 of 34)
335 Wade Wilson @ T.B., 10/23/88 (22 of 30)
335 Daunte Culpepper vs. G.B., 12/17/00 (23 of 38)
335 Teddy Bridgewater @ Ari., 12/10/15 (25 of 36)
334 Brad Johnson vs. T.B., 9/14/97 (29 of 44)
334 Brett Favre @ Pit., 10/25/09 (34 of 51)
333 Kirk Cousins vs. Phil., 10/13/19 (22 of 29)
333 Tommy Kramer vs. Det., 9/20/81 (25 of 42)
333 Warren Moon @ T.B., 10/15/95 (33 of 48)
332 Daunte Culpepper @ N.O., 10/07/01 (24 of 34)
330 Tommy Kramer @ Atl., 11/23/81 (24 of 47)
330 Daunte Culpepper @ St.L., 11/30/03 (33 of 47)
328 Tommy Kramer vs. NYJ, 12/26/82 (32 of 56)
327 Fran Tarkenton vs. LA Rams, 10/16/66 (21 of 31)
326 Warren Moon vs. Mia., 9/25/94 (26 of 37)
324 Tommy Kramer vs. T.B., 11/16/80 (24 of 37)
322 Tommy Kramer @ S.F., 10/12/86 (26 of 41)
322 Daunte Culpepper vs. T.B., 9/30/01 (31 of 34)
321 Tommy Kramer vs. Phil., 12/22/85 (21 of 36)
321 Brett Favre @ Chi., 12/28/09 (26 of 40)
319 Kirk Cousins vs. Den., 11/17/19 (29 of 35)
319 Fran Tarkenton vs. LA Rams, 11/19/72 (14 of 28)
318 Rich Gannon @ Cinn., 9/27/92 (25 of 32)
317 Fran Tarkenton vs. N.O., 12/11/74 (20 of 29)
317 Rich Gannon @ N.E., 10/20/91 (35 of 63)
317 Teddy Bridgewater @ Ari., 9/28/14 (19 of 30)
316 Fran Tarkenton @ Oak., 12/17/78 (23 of 38)
316 Brad Johnson vs. N.O., 11/8/98 (28 of 38)
316 Brett Favre vs. NYG., 1/3/10 (25 of 31)
316 Teddy Bridgewater @ Det., 10/25/15 (25 of 35)
315 Tommy Kramer @ Atl., 12/15/85 (22 of 43)
315 Teddy Bridgewater @ Det., 12/14/14 (23 of 37)
314 Steve Dilts @ St.L., 10/30/83 (27 of 38)
314 Kirk Cousins vs. G.B., 11/22/20 (22 of 30)
314 Daunte Culpepper @ T.B., 10/29/00 (29 of 53)
312 Brad Johnson @ NYJ, 12/23/97 (24 of 35)
312 Daunte Culpepper @ N.O., 12/15/02 (26 of 36)
312 Daunte Culpepper @ Det., 12/29/02 (21 of 29)
311 Fran Tarkenton vs. Chi., 9/20/64 (22 of 34)
311 Tommy Kramer vs. S.D., 10/20/85 (31 of 46)
309 Tommy Kramer vs. T.B., 12/8/85 (21 of 36)
309 Wade Wilson @ G.B., 11/26/89 (23 of 38)
309 Randall Cunningham vs. Chi., 10/10/99 (25 of 47)
309 Teddy Bridgewater vs. NYJ., 12/17/14 (19 of 27)
308 Tommy Kramer @ N.E., 12/16/79 (35 of 61)
307 Fran Tarkenton @ N.O., 11/16/75 (25 of 39)
307 Sam Bradford @ Wash., 11/13/16 (31 of 40)
307 Kirk Cousins vs. Car., 11/29/20 (34 of 45)
306 Warren Moon vs. Chi., 12/1/94 (27 of 42)
306 Kirk Cousins @ NYG, 10/16/19 (22 of 28)
305 Kirk Cousins vs. Jax., 12/6/20 (28 of 43)
304 Case Keenum @ Wash., 11/12/17 (21 of 29)
303 Steve Dilts vs. G.B., 11/13/83 (21 of 37)
303 Wade Wilson vs. Cinn., 12/25/89 (19 of 35)
302 Daunte Culpepper vs. Ari., 11/12/00 (25 of 32)
302 Kirk Cousins @ Phil., 10/17/18 (30 of 37)
301 Brett Favre vs. S.F., 9/27/09 (25 of 46)
300 Daunte Culpepper vs. N.O., 9/25/05 (21 of 29)

Career 300-Yard Passing Games

No. Player	W-L-T
19...Tommy Kramer.....9-10	
19...Daunte Culpepper.....11-8	
14...Kirk Cousins.....9-4-1	
10...Warren Moon.....5-5	
9...Fran Tarkenton.....6-3	
7...Brett Favre.....5-2	
7...Wade Wilson.....4-2	
6...Randall Cunningham.....4-2	
5...Teddy Bridgewater.....3-2	
3...Steve Dilts.....3-3	
3...Brad Johnson.....1-2	
3...Sam Bradford.....1-2	
2...Rich Gannon.....1-1	
2...Sean Salisbury.....1-1	
2...Jeff George.....2-0	
2...Christian Ponder.....2-0	
2...Case Keenum.....2-0	
1...Joe Kapp.....1-0	
1...Todd Bouman.....1-0	
1...Matt Cassel.....1-0	

RECEIVING

210 Sammy White vs. Det., 11/7/76 (7 of 7)
204 Randy Moss @ Chi., 11/14/99 (12 rec.)
202 Paul Flatley @ S.F., 10/24/65 (7 rec.)
202 Adam Thielen @ G.B., 12/24/16 (12 rec.)
201 Sidney Rice vs. Det., 11/15/09 (7 rec.)
190 Randy Moss @ G.B., 10/15/98 (5 rec.)

184 Anthony Carter vs. Det., 11/6/88 (8 rec.)
184 Anthony Carter @ Dal., 11/26/87 (8 rec.)
182 Stefon Diggs vs. G.B., 9/18/16 (9 rec.)
179 Steve Jordan @ Was., 1/12/86 (5 rec.)
177 Sammy White vs. Chi., 11/28/82 (10 rec.)
176 Sidney Rice vs. Bal., 10/18/09 (6 rec.)
175 Justin Jefferson vs. Ten., 9/27/20 (7 rec.)
174 Paul Flatley vs. Det., 11/24/63 (6 rec.)
173 Stefon Diggs vs. T.B., 9/24/17 (8 rec.)
172 Gene Washington vs. Bal., 9/28/69 (6 rec.)
172 Randy Moss vs. S.F., 9/28/03 (8 rec.)
171 Randy Moss vs. NYG, 11/19/01 (10 rec.)
168 Chris Carter vs. Mia., 9/10/00 (9 rec.)
168 Randy Moss @ Det., 10/1/00 (7 rec.)
167 Stefon Diggs vs. Phil., 10/13/19 (7 rec.)
167 Cris Carter @ Ari., 10/2/94 (14 rec.)
166 Adam Thielen @ Wash., 11/12/17 (8 rec.)
166 Justin Jefferson vs. Atl., 10/18/20 (8 rec.)
164 Paul Flatley vs. S.D., 11/7/93 (10 rec.)
164 Stefon Diggs @ Wash., 11/13/19 (13 rec.)
163 Randy Moss @ Dal., 11/26/98 (3 rec.)
163 Greg Jennings vs. Phi., 12/15/13 (11 rec.)
162 Hassan Jones @ T.B., 12/16/90 (7 rec.)
160 Ahmad Rashad vs. Atl., 9/7/80 (11 rec.)
160 Randy Moss @ St.L., 11/30/03 (10 rec.)
159 Leo Lewis @ Was., 11/2/86 (3 rec.)
158 Randy Moss vs. Tenn, 12/9/01 (7 rec.)
157 Cris Carter @ Ari., 11/12/95 (12 rec.)
157 Jake Reed vs. N.O., 11/6/94 (8 rec.)
157 Adam Thielen vs. N.O., 9/11/17 (9 rec.)
156 Paul Flatley vs. Bal., 11/17/83 (7 rec.)
155 Percy Harvin vs. Det., 12/4/11 (8 rec.)
155 Randy Moss vs. Det., 1/2/00 (5 rec.)
153 Jake Reed vs. Chi., 10/28/96 (11 rec.)
153 Randy Moss vs. G.B., 11/22/98 (8 rec.)
152 Gene Washington @ NYG, 9/21/69 (7 rec.)
152 Ahmad Rashad vs. S.F., 9/2/79 (7 rec.)
151 Ahmad Rashad @ Atl., 11/23/81 (9 rec.)
151 Cris Carter @ Phil., 10/15/90 (6 rec.)
151 Cris Carter vs. N.O., 11/6/94 (12 rec.)
151 Randy Moss vs. Den., 10/19/03 (10 rec.)
150 Jake Reed @ NYJ, 11/23/97 (8 rec.)
150 Adam Thielen vs. G.B., 9/10/13 (9 rec.)
150 Marcus Robinson @ Hou., 10/10/04 (9 rec.)
149 Jake Reed @ Det., 11/23/95 (6 rec.)
148 Jake Reed @ Atl., 9/8/96 (4 rec.)
148 Koren Robinson @ Det., 12/4/05 (4 rec.)
146 Anthony Carter vs. Den., 11/9/95 (5 rec.)
144 Anthony Carter @ Atl., 12/15/85 (7 rec.)
144 James Brim vs. G.B., 10/4/87 (6 rec.)
144 Cris Carter @ Den., 10/31/99 (8 rec.)
144 Randy Moss @ Dal., 11/23/00 (7 rec.)
144 Randy Moss @ Pit., 12/2/01 (8 rec.)
144 Stefon Diggs vs. Wash., 10/24/19 (7 rec.)
142 Jim Phillips vs. LA, 10/16/66 (6 rec.)
142 Ahmad Rashad vs. Cle., 12/14/80 (9 rec.)
142 Sammy White @ Buf., 9/16/82 (9 rec.)
142 Qadry Ismail vs. N.O., 11/19/95 (5 rec.)
142 Cris Carter @ Sea., 11/10/96 (7 rec.)
142 Stefon Diggs @ Det., 10/20/19 (7 rec.)
141 Anthony Carter @ G.B., 10/28/90 (9 rec.)
141 Cris Carter @ Chi., 11/4/99 (9 rec.)
141 Nate Burleson @ G.B., 11/14/04 (11 rec.)
141 Cordarrelle Patterson @ Bal., 12/8/13 (5 rec.)
140 Ted Brown vs. Det., 11/9/80 (9 rec.)
140 Sammy White vs. Oak., 9/14/81 (7 rec.)
140 Hassan Jones vs. Pit., 9/21/86 (6 rec.)
140 Jerome Simpson @ Det., 9/8/13 (7 rec.)
139 John Gilliam vs. Chi., 11/25/73 (5 rec.)
139 John Gilliam @ N.O., 11/16/75 (6 rec.)
139 Sammy White vs. LA Rams, 9/19/76 (9 rec.)
139 Ahmad Rashad @ Det., 12/18/77 (8 rec.)
138 Cris Carter vs. Car., 11/19/00 (8 rec.)
137 Ray Poage vs. S.F., 9/29/63 (4 rec.)
137 John Henderson @ Bos., 12/13/70 (8 rec.)
137 Darrin Nelson vs. G.B., 11/13/83 (7 rec.)
137 Cris Carter vs. N.O., 11/19/95 (12 rec.)
136 Jike Lash vs. G.B., 11/17/74 (6 rec.)
136 Ahmad Rashad vs. G.B., 9/23/79 (9 rec.)
136 Stefon Diggs @ T.B., 12/3/95 (6 rec.)
136 Cris Carter vs. S.D., 11/28/99 (11 rec.)
136 Randy Moss vs. G.B., 12/17/00 (4 rec.)
136 Visanthe Shiancoe vs. Atl., 12/21/08 (7 rec.)
136 Sidney Rice @ Pit., 10/25/09 (10 rec.)
135 Cris Carter @ Dal., 11/26/98 (7 rec.)
135 Adam Thielen @ LA Rams., 9/27/18 (8 rec.)
135 Justin Jefferson @ Chi., 11/16/20 (12 rec.)
134 Rickey Young @ N.O., 9/3/78 (2 rec.)
134 Cris Carter @ Den., 11/14/93 (6 rec.)
134 Jake Reed @ Oak., 11/17/96 (4 rec.)
134 Jake Reed vs. Phil., 9/28/97 (6 rec.)
134 Randy Moss vs. Atl., 12/1/02 (9 rec.)
134 Nate Burleson @ N.O., 10/17/04 (6 rec.)
134 Nate Burleson @ Det., 12/19/04 (5 rec.)
133 Paul Flatley vs. G.B., 11/21/65 (6 rec.)
133 Gene Washington @ Chi., 10/27/68 (6 rec.)
133 Randy Moss vs. Sea., 12/7/03 (8 rec.)
133 Percy Harvin @ Was., 10/14/12 (11 rec.)

133 Justin Jefferson @ Det., 1/3/21 (9 rec.)
132 Mike Jones @ LA Raiders, 10/14/84 (5 rec.)
132 Anthony Carter vs. Phil., 12/22/85 (6 rec.)
132 Hassan Jones @ Dal., 11/13/88 (3 rec.)
132 Jarius Wright vs. Atl., 9/28/14 (8 rec.)
131 Chuck Foreman @ Dal., 10/6/74 (5 rec.)
131 Sammy White vs. Dal., 10/17/79 (7 rec.)
131 Jake Reed vs. T.B., 9/14/97 (6 rec.)
131 Randy Moss vs. G.B., 12/20/99 (5 rec.)
131 Cris Carter @ NYG, 12/26/99 (5 rec.)
131 Bernard Berrian vs. Det., 10/12/08 (5 rec.)
131 Adam Thielen @ G.B., 9/16/18 (12 rec.)
130 Charley Ferguson @ Chi., 11/11/62 (3 rec.)
130 Leo Lewis vs. Was., 11/29/84 (7 rec.)
130 Randy Moss vs. G.B., 11/6/00 (6 rec.)
130 Adam Thielen @ NYG, 10/16/19 (7 rec.)
129 John Henderson @ Atl., 12/20/70 (7 rec.)
129 John Gilliam vs. Atl., 11/11/73 (5 rec.)
129 Jake Reed vs. G.B., 9/22/96 (7 rec.)
129 Stefon Diggs vs. K.C., 10/18/15 (7 rec.)
128 Bill Brown @ Chi., 12/13/64 (3 rec.)
128 Stefon Diggs @ G.B., 1/9/18 (9 rec.)
127 Cris Carter vs. LA Raiders, 12/22/90 (8 rec.)
127 Jake Reed vs. Mia., 9/25/94 (9 rec.)
127 Randy Moss vs. S.D., 11/28/99 (7 rec.)
127 Adam Thielen vs. Hou., 10/9/16 (7 rec.)
126 Bob Grim @ Det., 9/20/71 (7 rec.)
126 Moe Williams @ S.D., 11/9/03 (11 rec.)
126 Percy Harvin vs. Ari., 11/17/10 (9 rec.)
126 Stefon Diggs @ Chi., 11/18/18 (13 rec.)
125 Randy Moss @ Det., 10/17/99 (10 rec.)
125 Randy Moss vs. NYG, 10/25/03 (7 rec.)
125 Adam Thielen vs. G.B., 11/25/18 (8 rec.)
124 Anthony Carter @ Phil., 12/1/85 (5 rec.)
124 Cris Carter @ Cinn., 9/27/92 (11 rec.)
124 Cris Carter vs. Chi., 12/1/94 (9 rec.)
124 Cris Carter vs. Cle., 12/9/95 (8 rec.)
124 Jerome Simpson vs. Pit., 9/29/13 (7 rec.)
123 Gordon Smith @ S.F., 11/26/61 (3 rec.)
123 Anthony Carter @ T.B., 10/23/88 (6 rec.)
123 Anthony Carter vs. Hou., 9/10/89 (7 rec.)
123 Jarius Wright vs. NYJ., 12/7/14 (4 rec.)
123 Adam Thielen vs. L.A., 12/12/16 (7 rec.)
123 Adam Thielen vs. Ari., 10/14/18 (11 rec.)
123 Adam Thielen vs. Dal., 11/22/20 (8 rec.)
123 Stefon Diggs @ LA Rams, 9/27/18 (4 rec.)
122 Gene Washington @ Chi., 10/11/70 (8 rec.)
122 Randy Moss vs. Chi., 10/10/99 (8 rec.)
122 Bernard Berrian vs. Chi., 10/31/08 (4 rec.)
122 Kyle Rudolph @ Det., 12/23/18 (9 rec.)
121 Ahmad Rashad vs. S.F., 12/4/77 (7 rec.)
121 Jake Reed vs. NYJ, 11/20/94 (5 rec.)
121 Cris Carter @ Buf., 8/31/97 (5 rec.)
121 Stefon Diggs vs. Den., 11/17/19 (5 rec.)
120 Justin Jefferson vs. Jax., 12/6/20 (9 rec.)
120 Sammy White vs. M.B., 11/17/76 (9 rec.)
120 Sammy White @ T.B., 11/16/80 (6 rec.)
120 Terry LeCount @ S.D., 10/1/81 (6 rec.)
120 Sammy White @ St.L. Cards, 10/25/81 (7 rec.)
120 Randy Moss vs. T.B., 10/3/99 (4 rec.)
120 Randy Moss @ S.D., 11/9/03 (11 rec.)
119 Tommy Mason vs. LA Rams, 11/25/62 (5 rec.)
119 Gene Washington vs. Cle., 11/9/69 (7 rec.)
119 Jake Reed @ G.B., 9/21/97 (9 rec.)
119 Cris Carter @ G.B., 10/5/98 (8 rec.)
119 Cris Carter vs. Ari., 11/20/00 (11 rec.)
119 Randy Moss vs. Chi., 10/22/02 (9 rec.)
119 Randy Moss vs. Chi., 9/26/04 (9 rec.)
119 Stefon Diggs vs. N.O., 10/0 (10 rec.)
118 Hugh McElhenry vs. G.B., 10/14/62 (5 rec.)
118 Paul Flatley vs. Chi., 10/2/66 (5 rec.)
118 Sam McCullum @ K.C., 12/14/74 (6 rec.)
118 Chuck Foreman vs. NYG, 10/17/76 (8 rec.)
118 Anthony Carter vs. Cinn., 12/25/89 (7 rec.)
118 Cris Carter @ Pho. Cards, 10/13/91 (6 rec.)
118 Jake Reed @ Chi., 9/7/97 (12 rec.)
118 Randy Moss vs. T.B., 10/9/00 (5 rec.)
117 John Gilliam vs. I.E., 10/12/74 (5 rec.)
117 Ahmad Rashad @ T.B., 10/28/79 (7 rec.)
117 Anthony Carter @ LA Rams, 9/20/87 (4 rec.)
117 Jake Reed @ T.B., 11/1/98 (6 rec.)
117 Qadry Ismail @ NYG, 10/10/94 (7 rec.)
117 Kyle Rudolph vs. Chi., 11/17 (11 rec.)
116 Bill Brown @ LA Rams, 11/19/72 (5 rec.)
116 John Gilliam vs. Phi., 11/17 (11 rec.)
116 Rickey Young vs. N.E., 12/16/79 (15 rec.)
116 Cris Carter vs. N.E., 11/2/97 (8 rec.)
116 Cris Carter @ Dal., 11/8/99 (9 rec.)
116 Adam Thielen @ Phil., 10/7/18 (7 rec.)
115 Ahmad Rashad @ Oak., 12/17/78 (5 rec.)
115 Ted Brown vs. Det., 9/20/81 (9 rec.)
115 Joe Senser vs. NYJ, 12/26/82 (10 rec.)
115 Cris Carter @ Hou. Oilers, 10/8/95 (12 rec.)
115 Cris Carter @ T.B., 10/29/00 (7 rec.)
115 Randy Moss vs. G.B., 11/17/02 (6 rec.)
115 Kelly Campbell @ Oak., 11/16/03 (4 rec.)
115 Percy Harvin vs. Chi., 11/12 (10 rec.)
114 Cris Carter @ N.E., 10/20/91 (10 rec.)
114 Jerick McKinnon vs. Cinn., 12/17/17 (7 rec.)

113 Tommy Mason vs. Phi., 10/28/62 (4 rec.)
 113 Anthony Carter vs. Phi., 9/25/88 (6 rec.)
 113 Cris Carter @ Was., 12/31/93 (7 rec.)
 113 Randy Moss @ N.O., 12/15/02 (11 rec.)
113 Adam Thielen @ Hou., 10/4/20 (8 rec.)
 112 Jerry Reichow vs. LA Rams, 12/3/61 (6 rec.)
 112 Jim Lash vs. N.O., 12/1/74 (3 rec.)
 112 Sammy White @ Chi., 12/6/81 (8 rec.)
 112 Steve Jordan vs. G.B., 9/28/86 (6 rec.)
 112 Cris Carter vs. G.B., 12/21/91 (7 rec.)
 112 Sidney Rice vs. NYG., 11/15/09 (7 rec.)
 111 John Gilliam vs. N.O., 11/5/77 (4 rec.)
 111 John Gilliam vs. Chi., 12/17/72 (5 rec.)
 111 Anthony Carter @ Det., 11/9/86 (5 rec.)
 111 Cris Carter vs. Det., 11/24/91 (7 rec.)
 111 Anthony Carter @ Den., 11/14/93 (4 rec.)
 111 Cris Carter @ Buf., 12/11/94 (9 rec.)
 111 Jake Reed @ Cinn., 12/24/95 (5 rec.)
 111 Cris Carter @ Chi., 10/15/00 (7 rec.)
 111 Cris Carter vs. Det., 10/14/01 (8 rec.)
 111 Randy Moss vs. Buf., 9/15/02 (11 rec.)
 111 Randy Moss vs. K.C., 12/20/03 (7 rec.)
 111 Michael Jenkins vs. G.B., 10/23/11 (3 rec.)
 110 Tony Galbreath vs. T.B., 11/6/83 (11 rec.)
 110 Mike Jones @ T.B., 10/7/84 (6 rec.)
 110 Terry Allen @ LA Rams, 11/29/92 (10 rec.)
 110 Randy Moss vs. Buf., 10/22/00 (5 rec.)
 110 Randy Moss vs. Mia., 12/21/02 (7 rec.)
 110 Nate Burleson vs. G.B., 11/24/04 (2 rec.)
 110 Bernard Berrian @ N.O., 10/6/08 (6 rec.)
110 Adam Thielen @ NY Jets, 10/21/18 (9 rec.)
110 Adam Thielen G.B., 9/13/20 (6 rec.)
 109 Bill Brown vs. St.L., 10/8/67 (3 rec.)
 109 John Gilliam @ Det., 9/24/72 (4 rec.)
 109 John Gilliam vs. N.O., 12/11/74 (5 rec.)
 109 Ahmad Rashad vs. Det., 10/10/76 (7 rec.)
 109 Ted Brown @ S.D., 10/11/81 (5 rec.)
 109 Anthony Carter vs. Det., 10/15/92 (5 rec.)
 109 Cris Carter vs. Was., 10/18/98 (5 rec.)
 109 Randy Moss @ Det., 12/29/02 (6 rec.)
 108 Jake Reed @ G.B., 9/26/99 (6 rec.)
 108 Percy Harvin vs. Ten., 10/7/12 (8 rec.)
 108 Stefan Diggs @ Det., 10/25/15 (6 rec.)
 108 Stefan Diggs @ Chi., 9/29/19 (7 rec.)
 107 Paul Flatley @ G.B., 11/10/63 (3 rec.)
 107 John Gilliam @ S.F., 10/14/73 (7 rec.)
 107 Ahmad Rashad vs. Phi., 12/3/78 (9 rec.)
 107 Terry LeCount vs. S.F., 9/8/83 (5 rec.)
 107 Sammy White vs. Dal., 10/2/83 (3 rec.)
 107 Jake Reed vs. Dal., 9/17/95 (7 rec.)
 107 Cris Carter @ Chi., 9/7/97 (9 rec.)
 107 Cris Carter vs. Buf., 10/22/00 (7 rec.)
 106 Charley Ferguson @ Pit., 11/3/62 (4 rec.)
 106 Ray Poage vs. G.B., 10/13/63 (3 rec.)
 106 John Gilliam @ G.B., 10/29/72 (5 rec.)
 106 Chuck Foreman @ N.O., 9/12/76 (7 rec.)
 106 Hassan Jones vs. G.B., 9/28/86 (6 rec.)
 106 Anthony Carter vs. Chi., 12/6/87 (3 rec.)
 106 Anthony Carter @ T.B., 12/16/90 (8 rec.)
 106 Cris Carter @ G.B., 12/19/93 (6 rec.)
 106 Randy Moss vs. Chi., 12/6/98 (8 rec.)
 106 Randy Moss vs. Car., 11/19/00 (5 rec.)
 106 Kyle Rudolph vs. G.B., 11/22/15 (6 rec.)
 105 Paul Flatley vs. L.A Rams, 11/7/65 (5 rec.)

105 John Gilliam @ LA Rams, 11/19/72 (4 rec.)
 105 Chuck Foreman vs. NYJ, 10/12/75 (9 rec.)
 105 Cris Carter @ NYJ, 11/23/97 (6 rec.)
 105 Sidney Rice vs. Buf., 12/5/10 (5 rec.)
105 Adam Thielen @ Car., 12/10/17 (5 rec.)
105 Adam Thielen vs. Buff., (14 rec.)
 104 Sammy White vs. Det., 10/9/77 (4 rec.)
 104 Mike Jones vs. T.B., 12/8/85 (4 rec.)
 104 Anthony Carter @ T.B., 11/21/93 (9 rec.)
 104 Randy Moss vs. Ari., 11/12/00 (7 rec.)
 104 Antonio Smith vs. Chi., 9/26/04 (6 rec.)
 104 Randy Moss vs. Seattle, 12/12/04 (4 rec.)
 104 Bernard Berrian vs. Hou., 12/1/08 (2 rec.)
 104 Percy Harvin @ N.E., 10/31/10 (6 rec.)
 104 Percy Harvin @ Ind., 9/16/12 (12 rec.)
104 Justin Jefferson vs. Chi., 11/25/20 (8 rec.)
 103 Jerry Reichow vs. Chi., 9/17/61 (3 rec.)
 103 Tom Hall @ G.B., 10/4/64 (7 rec.)
 103 Ahmad Rashad @ S.F., 11/19/76 (6 rec.)
 103 Anthony Carter @ G.B., 11/26/89 (6 rec.)
 103 Hassan Jones vs. N.O., 9/16/90 (4 rec.)
 103 Charles Johnson vs. NYJ, 12/7/14 (4 rec.)
 103 Stefan Diggs @ Tenn., 9/11/16 (7 rec.)
103 Adam Thielen vs. N.O., 10/28/18 (7 rec.)
103 Justin Jefferson @ Hou., 10/4/20 (4 rec.)
 102 John Gilliam vs. Hou., 10/13/74 (2 rec.)
 102 Ahmad Rashad @ LA Rams, 12/2/79 (6 rec.)
 102 Anthony Carter vs. Chi., 9/19/85 (4 rec.)
 102 Anthony Carter @ Det., 11/17/85 (6 rec.)
 102 Randy Moss @ Det., 12/19/04 (4 rec.)
 102 Troy Williamson vs. Car., 9/17/06 (6 rec.)
102 Adam Thielen vs. S.F. (6 rec.)
 101 Gene Washington @ Bos., 12/13/70 (7 rec.)
 101 Bob Grim @ G.B., 10/17/71 (7 rec.)
 101 Joe Senser vs. T.B., 11/8/81 (8 rec.)
 101 Leo Lewis @ Det., 9/23/84 (5 rec.)
 101 Hassan Jones vs. T.B., 9/30/90 (5 rec.)
 101 Adrian Cooper vs. NYJ, 11/20/94 (7 rec.)
 101 Qadry Ismail vs. T.B., 11/27/94 (6 rec.)
 101 Percy Harvin vs. Chi., 11/29/03 (6 rec.)
101 Adam Thielen @ Jack., 12/11/16 (4 rec.)
 100 Sammy White @ Det., 9/30/79 (6 rec.)
 100 Joe Senser @ S.D., 10/11/81 (7 rec.)
 100 Joe Senser @ St L Cards, 10/25/81 (5 rec.)
 100 Hassan Jones vs. N.O., 12/21/86 (5 rec.)
 100 Cris Carter vs. NYJ, 11/20/94 (9 rec.)
 100 Jake Reed vs. Oak., 9/19/99 (5 rec.)
 100 Percy Harvin @ Phi., 12/26/10 (7 rec.)

6....Gene Washington.....4-2
 5....Sidney Rice.....4-1
 4....Bernard Berrian.....4-0
 4....Chuck Foreman.....4-0
 4....Joe Senser.....2-2
 4....Nate Burleson.....2-2
 3....Qadry Ismail.....2-1
 3....Bill Brown.....2-1
 3....Ted Brown.....3-0
 3....Leo Lewis.....1-2
 3....Mike Jones.....2-1
 3....Kyle Rudolph.....2-1
 2....Jerry Reichow.....2-0
 2....Tommy Mason.....1-1
 2....Charley Ferguson.....0-2
 2....Ray Poage.....1-1
 2....John Henderson.....2-0
 2....Bob Grim.....2-0
 2....Jim Lash.....2-0
 2....Rickey Young.....2-0
 2....Terry LeCount.....1-1
 2....Steve Jordan.....1-1
 2....Jerome Simpson.....1-1
 2....Jarvis Wright.....2-0
 1....Gordie Smith.....0-1
 1....Hugh McElhenry.....0-1
 1....Tom Hall.....1-0
 1....Jim Phillips.....1-0
 1....Sam McCullum.....1-0
 1....Terry Allen.....1-0
 1....John Galbreath.....0-1
 1....Darrin Nelson.....0-1
 1....James Brim.....0-1
 1....Adrian Cooper.....0-1
 1....Moe Williams.....0-1
 1....Kelly Campbell.....0-1
 1....Marcus Robinson.....1-0
 1....Antonio Smith.....1-0
 1....Koren Robinson.....1-0
 1....Troy Williamson.....1-0
 1....Visanthe Shiancoe.....0-1
 1....Michael Jenkins.....0-1
 1....Greg Jennings.....1-0
 1....Cordarrelle Patterson.....0-1
 1....Charles Johnson.....1-0
 1....Jerick McKinnon.....1-0

BOLD - Active in 2021 for Vikings

Career 100-Yard Receiving Games
No. Player W-L-T
 41...Randy Moss.....29-12
 40...Cris Carter.....30-10
 22...Anthony Carter.....12-10
20...Adam Thielen.....13-6-1
 18...Jake Reed.....7-11
 15...Stefon Diggs.....9-5-1
 13...John Gilliam.....12-1
 13...Sammy White.....6-6-1
 13...Ahmad Rashad.....8-5
 9....Percy Harvin.....5-4
 7....Paul Flatley.....3-4
 7....Hassan Jones.....5-2
7....Justin Jefferson.....4-3

VIKINGS 100-YARD AND 300-YARD PERFORMANCE LEADERS

Season 100+ Receiving Games
No. Player
 8....Adam Thielen, 2018
 8....Randy Moss, 2003
 8....Randy Moss, 2000
 7....Randy Moss, 2002
 7....Randy Moss, 1999

Season Consecutive 100+ Receiving Games
No. Player
 8....Adam Thielen, 2018
 4....Randy Moss, 2002
 4....Randy Moss, 2000
 4....Jake Reed, 1997
 4....Cris Carter, 1999

Season 100+ Receiving Games by Rookie
No. Player
 7....Justin Jefferson, 2020
 4....Randy Moss, 1998
 3....Sammy White, 1976
 3....Hassan Jones, 1986

Season 100+ Rushing Games
No. Player
 10....Adrian Peterson, 2010
 10....Adrian Peterson, 2008
8...Dalvin Cook, 2020
 8...Robert Smith, 2000
 7....Adrian Peterson, 2015

Season Consecutive 100+ Rushing Games
No. Player
 8....Adrian Peterson, 2012
 5....Robert Smith, 2000
 4....Adrian Peterson, 2008
 4....Adrian Peterson, 2002

Season 100+ Rushing Games by Rookie
No. Player
 6....Adrian Peterson, 2007
 3....Chuck Foreman, 1973

Season 300+ Passing Games
No. Player
 6....Warren Moon, 1994
 6....Daunte Culpepper, 2004
 5....Tommy Kramer, 1985
 5....Tommy Kramer, 1991
 5....Daunte Culpepper, 2000
 5....Brett Favre, 2009
5...Kirk Cousins, 2018
5...Kirk Cousins, 2020

Season Consecutive 300+ Passing Games
No. Player
 4....Daunte Culpepper, 2004
 3....Warren Moon, 1994
 3....Warren Moon, 1995
 3....Tommy Kramer, 1985
 3....Randall Cunningham, 1998
3...Kirk Cousins, 2019
3...Kirk Cousins, 2020

Season 300+ Passing Games by Rookie
No. Player
 3....Teddy Bridgewater, 2014
 1....Christian Ponder, 2011

VIKINGS ALL-TIME SCORING

PLAYER	YRS	TDR	TDP	TDRt	FGM/FGA (type of return)	1PT	2PT	SAF	POINTS
Fred Cox, K, 1963-77.....	15	0	0	0	282/455	519/539	0	0	1,365
Fred Carter, WR, 1990-2001.....	12	0	110	0	-/-	-/-	5	0	670
Ryan Longwell, K, 2006-11.....	6	0	0	0	135/157	228/233	0	0	633
Adrian Peterson, RB, 2007-16.....	10	97	5	0	-/-	-/-	1	0	614
Fuad Revez, K, 1990-95.....	6	0	0	0	133/171	199/201	0	0	598
Randy Moss, WR, 1998-2004, *10.....	8	0	92	1	(1 PR)	-/-	3	0	564
Blair Walsh, K, 2012-16.....	5	0	0	0	133/158	156/165	0	0	555
Gary Anderson, K, 1998-2002.....	5	0	0	0	109/123	215/217	0	0	542
Bill Brown, RB, 1962-74.....	13	52	23	1	(1 KO)	-/-	0	0	456
Chuck Foreman, RB, 1973-79.....	7	52	23	0	-/-	-/-	0	0	450
Rick Darnheimer, K, 1978-83.....	6	0	0	0	70/106	154/167	0	0	364
Anthony Carter, WR, 1985-93.....	9	2	52	0	-/-	-/-	0	0	324
Ted Brown, RB, 1979-86.....	8	40	13	0	-/-	-/-	0	0	318
Sammy White, WR, 1976-86.....	11	0	50	0	-/-	-/-	0	0	300
Chuck Nelson, K, 1986-88.....	3	0	0	0	55/77	128/133	0	0	293
Kyle Rudolph, TE, 2011-20.....	10	0	48	0	-/-	-/-	2	0	292
Dan Bailey, K, 2018.....	7	0	0	0	61/73	98/108	0	0	284
Adam Thielen, WR, 2014.....	7	21	39	1	(1 BP)	-/-	2	0	250
Tommy Mason, RB, 1961-66.....	6	28	11	0	-/-	-/-	0	0	234
Robert Smith, RB, 1993-2000.....	8	32	6	0	-/-	-/-	1	0	230
Dalvin Cook, RB, 2017.....	4	33	3	0	-/-	-/-	3	0	222
Dave Osborn, RB, 1965-75.....	11	29	7	0	-/-	-/-	0	0	216
Ahmad Rashad, WR, 1976-82.....	7	0	34	0	-/-	-/-	0	0	204
Jake Reed, WR, 1991-99, 2001.....	10	0	33	0	-/-	-/-	1	0	200
Kai Forbath, K, 2016-17.....	2	0	0	0	47/53	45/53	0	0	188
Daunte Culpepper, QB, 1999-2005.....	7	29	0	0	-/-	-/-	4	0	182
Stefon Diggs, WR, 2015-19.....	5	0	30	0	-/-	-/-	1	0	180
Jan Stenerud, K, 1984-85.....	2	0	0	0	35/49	71/74	0	0	176
Percy Harvin, WR, 2009-12.....	4	4	20	5	(5 KR)	-/-	1	0	176
Steve Jordan, TE, 1982-94.....	13	1	28	0	-/-	-/-	0	0	174
John Gilliam, WR, 1972-75.....	4	1	27	0	-/-	-/-	0	0	168
Alfred Anderson, RB, 1984-91.....	8	22	5	0	-/-	-/-	0	0	162
Leroy Hoard, RB, 1996-99.....	4	26	1	0	-/-	-/-	0	0	162
Terry Allen, RB, 1990-94.....	5	23	3	0	-/-	-/-	0	0	158
Moe Williams, RB, 1996-2000, '02-05.....	9	21	4	1	(1 KR)	-/-	1	0	158
Herschel Walker, RB, 1989-91.....	3	20	5	1	(1 KR)	-/-	0	0	156
Rickey Young, RB, 1978-83.....	6	10	14	0	-/-	-/-	0	0	144
Hassan Jones, WR, 1986-92.....	7	0	24	0	-/-	-/-	0	0	144
Visanthe Shiancoe, TE, 2007-11.....	5	0	24	0	-/-	-/-	0	0	144
Gene Washington, WR, 1967-72.....	6	0	23	0	-/-	-/-	0	0	138
Darrin Nelson, RB, 1982-89, 91-92.....	10	18	5	0	-/-	-/-	0	0	138
Fran Tarkenton, QB, 1961-66, 72-78.....	13	22	0	0	-/-	-/-	0	0	132
Chester Taylor, RB, 2006-09.....	4	18	3	0	-/-	-/-	0	0	126
Clinton Jones, RB, 1967-72.....	6	19	0	1	(1 KR)	-/-	0	0	120
Rich Karlis, K, 1989.....	1	0	0	0	31/39	27/28	0	0	120
Matt Asiata, RB, 2012-16.....	5	18	1	0	-/-	-/-	2	0	118
Jerry Reichow, WR, 1961-64.....	4	0	19	0	-/-	-/-	0	0	114
Allan Rice, RB, 1984-90.....	7	13	6	0	-/-	-/-	0	0	114
Sidney Rice, WR, 2007-10.....	4	0	18	0	-/-	-/-	0	0	108
Stu Voigt, TE, 1970-80.....	11	1	17	0	-/-	-/-	0	0	108
Benny Ricardo, K, 1983-84.....	2	0	0	0	25/33	33/34	0	0	108
Paul Eiding, K, 2005.....	1	0	0	0	25/34	31/31	0	0	106
Marcus Robinson, WR, 2004-06.....	3	0	17	1	-/-	-/-	1	0	104
Paul Flatley, WR, 1963-67.....	5	0	17	0	-/-	-/-	0	0	102
Leo Lewis, WR, 1981-91.....	11	0	16	1	(1 PR)	-/-	0	0	102
Michael Bennett, RB, 2001-2005.....	5	12	5	0	-/-	-/-	0	0	102
Aaron Elling, K, 2003-04.....	2	0	0	0	18/25	48/48	0	0	102
Morten Andersen, K, 2004.....	1	0	0	0	18/22	45/45	0	0	99
Joe Senser, TE, 1979-84.....	6	0	16	0	-/-	-/-	0	0	96
Scott Sisson, K, 1996.....	1	0	0	0	22/29	30/30	0	0	96
Cordarrelle Patterson, WR, 2013-16.....	4	4	7	5	(5 KR)	-/-	0	0	96
Latavius Murray, RB, 2017-18.....	2	14	0	0	-/-	-/-	1	0	86
Nate Burleson, WR, 2003-05.....	3	0	12	1	(1 PR)	-/-	1	0	80
Gordon Smith, TE, 1961-65.....	5	0	13	0	-/-	-/-	0	0	78
John Beasley, TE, 1967-73.....	7	0	12	1	(1 PR)	-/-	0	0	78
Rick Fenney, RB, 1987-91.....	5	11	2	0	-/-	-/-	0	0	78
Jerick McKinnon, 2014-17.....	4	7	5	0	-/-	-/-	2	0	76
Bernard Berrian, WR, 2008-11.....	4	0	11	1	-/-	-/-	0	0	72
Qadry Ismail, WR, 1993-96.....	4	0	12	0	-/-	-/-	0	0	72
Mike Mercer, K, 1961-62.....	2	0	0	0	9/26	39/40	0	0	66
Jim Lindsey, RB, 1966-72.....	7	6	4	1	(1 PR)	-/-	0	0	66
Oscar Reed, RB, 1968-74.....	7	8	3	0	-/-	-/-	0	0	66
Ed Marinaro, RB, 1972-75.....	4	4	7	0	-/-	-/-	0	0	66
Jim Christopherson, K, 1962.....	1	0	0	0	11/20	28/28	0	0	61
Donald Iwegbuke, K, 1990.....	1	0	4	0	14/16	19/19	0	0	61
Brent McClanahan, RB, 1973-80.....	8	6	4	0	-/-	-/-	0	0	60
Greg Jennings, WR, 2013-14.....	2	0	10	0	-/-	-/-	0	0	60
Jarius Wright, WR, 2012-17.....	6	0	10	0	-/-	-/-	0	0	60
Eddie Murray, K, 1997.....	1	0	0	0	12/17	23/24	0	0	59
Ontario Smith, RB, 2003-04.....	2	7	2	0	-/-	-/-	2	0	58
Bob Crim, WR, 1967-71, 76-77.....	7	0	9	0	-/-	-/-	0	0	54
John Henderson, WR, 1968-72.....	5	0	9	0	-/-	-/-	0	0	54
Tommy Kramer, QB, 1977-89.....	13	8	1	0	-/-	-/-	0	0	54
Wade Wilson, QB, 1981-91.....	11	9	0	0	-/-	-/-	0	0	54
Tony Calbreath, RB, 1981-83.....	3	7	2	0	-/-	-/-	0	0	54
D.J. Dozier, RB, 1987-91.....	5	7	2	0	-/-	-/-	0	0	54
Andrew Glover, TE, 1997-99.....	3	0	9	0	-/-	-/-	0	0	54
Hal Bedsole, TE, 1964-66.....	3	0	8	0	-/-	-/-	0	0	48
Robert Miller, RB, 1975-80.....	6	7	1	0	-/-	-/-	0	0	48

PLAYER	YRS	TDR	TDP	TDRt	FGM/FGA (type of return)	1PT	2PT	SAF	POINTS
Kelly Campbell, WR, 2002-04	3	0	8	0	0	-	0	0	48
Toby Gerhart, RB, 2010-13	4	5	3	0	0	-	0	0	48
Christian Ponder, QB, 2011-14	4	7	0	0	0	-	0	0	48
Justin Jefferson, WR, 2020	1	0	7	0	0	-	0	2	46
Irv Smith, Jr., TE, 2019	2	0	7	0	0	-	1	0	44
Hugh McElhenry, RB, 1961-62	2	3	3	1	(1 PR)	0	0	0	42
Tom Hall, WR, 1964-66, 68-69	5	0	7	0	0	-	0	0	42
Jim Phillips, WR, 1963-67	3	0	7	0	0	-	0	0	42
Terry LeCount, WR, 1979-83	5	0	7	0	0	-	0	0	42
Bob Bruer, TE, 1980-84	5	0	7	0	0	-	0	0	42
Scottie Graham, RB, 1999-96	3	7	0	0	0	-	0	0	42
Amp Lee, RB, 1994-96	3	2	5	0	0	-	0	0	42
Jim Kleinsasser, FB/TE, 1999-2011	13	1	6	0	0	-	0	0	42
Travis Taylor, WR, 2005-06	2	0	6	0	0	-	0	0	42
Charley Ferguson, WR, 1962	1	0	6	0	0	-	0	0	36
Ed Sharockman, S, 1962-72	11	0	0	6	(3 INT, 2 BP, 1 FR)	0	0	0	36
Roger Craig, RB, 1992-93	2	5	1	0	0	-	0	0	36
Mewelde Moore, RB, 2004-07	4	1	3	1	(2 PR)	0	0	0	36
Jermaine Wiggins, TE, 2004-06	3	0	6	0	0	-	0	0	36
Charles Evans, RB, 1993-98	6	4	1	0	0	-	1	0	32
Greg Davis, K, 1997	1	0	0	0	7/10	10/10	0	0	31
Antoine Winfield, CB, 2004-12	9	0	0	5	(2 INT, 2 FR, 1 BK)	0	0	0	30
Joe Kapp, QB, 1967-69	3	5	0	0	0	-	0	0	30
Sam McCullum, WR, 1974-75, 82-83	4	0	5	0	0	-	0	0	30
Bob Tucker, TE, 1977-80	4	0	5	0	0	-	0	0	30
Mike Mularkey, TE, 1983-88	6	0	5	0	0	-	0	0	30
Mike A. Jones, WR, 1983-85	3	0	5	0	0	-	0	0	30
Jim Gustafson, WR, 1985-90	6	0	5	0	0	-	0	0	30
David Palmer, RB, 1994-2000	7	1	1	3	(2 PR, 1 KR)	0	0	0	30
D'Wayne Bates, WR, 2002-2003	2	0	5	0	0	-	0	0	30
Clatrick Fason, RB, 2005-06	2	5	0	0	0	-	0	0	30
Bobby Wade, WR, 2007-08	2	0	5	0	0	-	0	0	30
Michael Jenkins, WR, 2011-12	2	0	5	0	0	-	0	0	30
Marcus Sherels, CB, 2010-19	10	0	0	5	(5 PR)	0	0	0	30
Aldrick Robinson, WR, 2018	1	0	5	0	0	-	0	0	30
Andrew Jordan, TE, 1994-97, 99-01	7	0	4	0	0	-	2	0	28
Tarvaris Jackson, QB, 2006-10	5	4	0	0	0	-	2	0	28
Chris Walsh, WR, 1994-2002	9	0	4	0	0	-	1	0	26
Teddy Bridgewater, QB, 2014-17	3	4	0	0	0	-	2	0	26
TEAM, 1961-2020	60	0	0	0	0	0	13	0	26
MEAL, 1961-62	2	3	1	0	0	-	0	0	24
Tom Wilson, RB, 1963	1	4	0	0	0	-	0	0	24
Preston Carpenter, WR, 1966	1	0	4	0	0	-	0	0	24
Bobby Bryant, CB, 1968-80	13	0	0	4	(3 INT, 1 FR)	0	0	0	24
Paul Krause, S, 1968-79	12	0	0	4	(2 INT, 2 FR)	0	0	0	24
Jim Lash, WR, 1973-76	4	0	3	1	(1 FR)	0	0	0	24
Joe Browner, S, 1983-91	9	0	0	4	(3 INT, 1 FR)	0	0	0	24
Anthony Parker, CB, 1992-94	3	0	0	4	(2 FR, 2 INT)	0	0	0	24
Dewayne Washington, CB, 1994-97	4	0	0	4	(3 INT, 1 FR)	0	0	0	24
Orlando Thomas, S, 1995-2001	7	0	0	4	(2 FR, 2 INT)	0	0	0	24
Matthew Hatchette, WR, 1997-2000	4	0	4	0	0	-	0	0	24
Kevin Williams, DT, 2003-13	11	0	0	4	(2 FR, 2 INT)	0	0	0	24
Joe Webb, QB/WR, 2010-13	4	4	0	0	0	-	0	0	24
Harrison Smith, S, 2012	9	0	0	4	(4 INT)	0	0	0	24
Rhett Ellison, TE, 2012-16	5	1	3	0	0	-	0	0	24
Mike Boone, RB, 2018	3	4	0	0	0	-	0	0	24
Alexander Mattison, RB, 2019	2	3	1	0	0	-	0	0	24
Brad Johnson, QB, 1992-98, 2005-06	9	2	0	0	0	-	2	0	22
Roy Winston, LB, 1962-76	15	0	0	3	(2 FR, 1 FR)	0	0	1	20
Mike Merrinweather, LB, 1989-92	4	0	0	3	(2 INT, 1 FR)	0	0	1	20
Doug Brien, K, 2002	1	0	0	0	5/6	5/7	0	0	20
Jared Allen, DE, 2008-13	6	0	0	2	(1 FR, 1 INT)	0	0	4	20
Olabisi Johnson, WR, 2019	2	0	3	0	0	-	1	0	20
Rip Hawkins, LB, 1961-65	5	0	0	3	(3 INT)	0	0	0	18
Carl Hilton, TE, 1986-89	4	0	3	0	0	-	0	0	18
Rich Cannon, QB, 1987-92	6	3	0	0	0	-	0	0	18
James Brim, WR, 1987	1	1	2	0	0	-	0	0	18
Audray McMillian, CB, 1989-93	5	0	0	3	(3 INT)	0	0	0	18
Jimmy Hitchcock, CB, 1998-99	2	0	0	3	(3 INT)	0	0	0	18
Johnny McWilliams, TE, 2000	1	0	3	0	0	-	0	0	18
Byron Chamberlain, TE, 2001-02	2	0	3	0	0	-	0	0	18
Koren Robinson, WR, 2005	1	1	1	1	(1 KR)	0	0	0	18
Darren Sharper, S, 2005-08	4	0	0	3	(3 INT)	0	0	0	18
Troy Williamson, WR, 2005-07	3	0	3	0	0	-	0	0	18
Billy McMullen, WR, 2006	1	0	2	1	(1 FR)	0	0	0	18
Artose Pinner, RB, 2006	1	3	0	0	0	-	0	0	18
Jeff Dugan, TE/FB, 2004-10	7	0	0	3	0	-	0	0	18
Zach Line, FB, 2013-16	4	2	1	0	0	-	0	0	18
Everson Griffen, DE, 2010-19	10	0	0	3	(1 INT, 1 BP, 1 FR)	0	0	0	18
C.J. Ham, RB, 2016	5	0	2	0	0	0	0	0	18
Ameer Abdullah, RB, 2018	3	0	3	0	0	0	0	0	18
Alan Page, DT, 1967-78	12	0	0	2	(1 FR, 1 INT)	0	0	2	16
Chris Doleman, DE, 1985-93, '99	10	0	0	2	(2 INT)	0	0	2	16
Wally Hilgenberg, LB, 1968-79	12	0	0	2	(1 INT, 1 BP)	0	0	1	14
Issiac Holt, CB, 1985-89	5	0	0	2	(1 INT, 1 BP)	0	0	1	14
Henry Thomas, DT, 1987-94	8	0	0	2	(2 FR)	0	0	1	14
Charles Johnson, WR, 2014-16	3	0	2	0	0	-	1	0	14
Danielle Hunter, DE, 2015	6	0	0	1	(2 FR)	0	0	1	14
Raymond Hayes, RB, 1961	1	2	0	0	0	-	0	0	12
Dave Middleton, WR, 1961	0	0	2	0	0	-	0	0	12
Doug Mayberry, RB, 1961-62	2	1	1	0	0	-	0	0	12

2021 VIKINGS

PLAYER	YRS	TDR	TDP	TDRt	FGM/FGA (type of return)	1PT	2PT	5AF	POINTS
Billy Butler, RB/S, 1962-64	3	0	0	2	(1 INT, 1 PR)	-	0	0	12
Ray Poage, WR, 1963	1	0	2	0	-	-	0	0	12
Earsell Mackbee, CB, 1965-69	5	0	0	2	(1 INT, 1 FR)	-	0	0	12
Phil King, RB, 1965-66	2	0	2	0	-	-	0	0	12
Dale Hackbart, CB, 1966-70	5	0	0	2	(2 INT)	-	0	0	12
Bob Lee, QB, 1969-72, 75-78	8	2	0	0	-	-	0	0	12
Terry Brown, S, 1972-75	4	0	0	2	(1 INT, 1 FR)	-	0	0	12
Matt Blair, LB, 1974-85	12	0	0	2	(1 BP, 1 FR)	-	0	0	12
Sammy Johnson, RB, 1976-78	3	2	0	0	-	-	0	0	12
Willie Teal, CB, 1980-86	7	0	0	2	(1 INT, 1 FR)	-	0	0	12
Charlie Johnson, NT, 1982-84	3	0	0	2	(2 FR)	-	0	0	12
Carl Lee, CB, 1983-93	11	0	0	2	(2 INT)	-	0	0	12
Chris Martin, LB, 1983-88	6	0	0	2	(2 FR)	-	0	0	12
Najee Mustafaa, CB, 1987-92	6	0	0	2	(1 INT, 1 FR)	-	0	0	12
Al Noga, DE, 1988-92	5	0	0	2	(1 INT, 1 FR)	-	0	0	12
Brent Novoselsky, TE, 1989-94	6	0	2	0	-	-	0	0	12
Mike L. Jones, TE, 1990-91	2	0	2	0	-	-	0	0	12
Carlos Jenkins, LB, 1991-94	4	0	0	2	(1 INT, 1 FR)	-	0	0	12
Mike Tice, TE, 1992-93, 95	1	0	2	0	-	-	0	0	12
Barry Word, RB, 1993	1	2	0	0	-	-	0	0	12
Dwayne Rudd, LB, 1997-00	4	0	0	2	(2 FR)	-	0	0	12
Travis Prentice, RB, 2001	1	2	0	0	-	-	0	0	12
Corey Chavous, S, 2002-05	3	0	0	2	(2 INT)	-	0	0	12
Nafaruhu Tahi, FB, 2006-10	5	0	1	0	-	-	0	0	12
Chad Greenway, LB, 2006-16	11	0	0	2	(2 INT)	-	0	0	12
Mike Wallace, WR, 2015	1	0	2	0	-	-	0	0	12
Eric Kendricks, LB, 2015	6	0	0	2	(2 INT)	-	0	0	12
Kirk Cousins, QB, 2018	3	2	0	0	-	-	0	0	12
Laqun Treadwell, WR, 2016-19	3	0	2	0	-	-	0	0	12
Mike Boone, RB, 2018	3	2	0	0	-	-	0	0	12
Chad Beebe, WR, 2018	3	0	2	0	-	-	0	0	12
Teddy Garcia, K, 1989	1	0	0	0	1/5	8/8	0	0	11
Carl Eller, DE, 1964-78	15	0	0	1	(1 FR)	-	0	2	10
Randy Holloway, DE, 1978-84	7	0	0	1	(1 FR)	-	0	2	10
Daniel Carlson, K, 2018	1	0	0	0	1/4	6/6	0	0	9
Jim Marshall, DE, 1961-79	19	0	0	1	(1 FR)	-	0	1	8
Jim Prestel, DE, 1961-65	5	0	0	1	(1 INT)	-	0	1	8
Tommy Hannon, S, 1977-84	8	0	0	1	(1 INT)	-	0	1	8
Hunter Goodwin, TE, 1996-98, 02-03	5	0	1	0	-	-	1	0	8
Randall Cunningham, QB, 1997-99	3	1	0	0	-	-	1	0	8
Anthony Barr, LB, 2014	7	0	0	1	(1 FR)	-	1	0	8
Ifeadi Odenigbo, DE, 2018	3	0	0	1	(1 FR)	-	0	1	8
Dale Dawson, K, 1987	1	0	0	0	1/5	4/4	0	0	7
Bob Schnelker, WR, 1961	1	0	1	0	-	-	0	0	6
A.D. Williams, WR, 1961	1	0	1	0	-	-	0	0	6
Oscar Donahue, TE, 1962	1	0	1	0	-	-	0	0	6
Bob Reed, RB, 1962-63	2	0	1	0	-	-	0	0	6
Steve Stonebreaker, TE, 1962-63	2	0	1	0	-	-	0	0	6
Don Hultz, DE, 1963	1	0	0	1	(1 INT)	-	0	0	6
Mike Reilly, LB, 1963	1	0	0	1	(1 BP)	-	0	0	6
Jim Boylan, WR, 1963-64	2	0	1	0	-	-	0	0	6
Ron Vanderkelen, QB, 1963-67	5	1	0	0	-	-	0	0	6
Bill McWatters, RB, 1964	1	1	0	0	-	-	0	0	6
George Rose, CB, 1964-66	3	0	0	1	(1 INT)	-	0	0	6
Bill Barnes, RB, 1965-66	2	1	0	0	-	-	0	0	6
Lance Rentzel, WR, 1965-66	2	0	0	1	(1 KO)	-	0	0	6
Lonnie Warwick, LB, 1965-72	8	0	0	1	(1 BP)	-	0	0	6
Jim Hargrove, LB, 1967-70	4	0	0	1	(1 BP)	-	0	0	6
Billy Martin, TE, 1968	1	0	1	0	-	-	0	0	6
Mike McGill, LB, 1968-70	3	0	0	1	(1 FR)	-	0	0	6
Charlie West, S, 1968-73	6	0	0	1	(1 PR)	-	0	0	6
Kent Kramer, TE, 1969-70	2	0	1	0	-	-	0	0	6
Norm Sneed, QB, 1971	1	1	0	0	-	-	0	0	6
Nate Wright, CB, 1971-80	10	0	0	1	(1 FR)	-	0	0	6
Amos Martin, LB, 1972-76	5	0	0	1	(1 FR)	-	0	0	6
Steve Craig, TE, 1974-78	5	0	1	0	-	-	0	0	6
Fred McNeill, LB, 1974-85	12	0	0	1	(1 BP)	-	0	0	6
Nate Allen, CB, 1976-78	3	0	0	1	(1 BP)	-	0	0	6
Kevin Miller, WR, 1978-80	3	0	1	0	-	-	0	0	6
John Turner, S, 1978-83, '85, '87	8	0	0	1	(1 INT)	-	0	0	6
Kurt Knoff, S, 1979-82	4	0	0	1	(1 INT)	-	0	0	6
Keith Nord, S, 1979-85	7	0	0	1	(1 KO)	-	0	0	6
David Huffman, G/T, 1979-83, 85-90	11	0	0	1	(1 BP)	-	0	0	6
Doug Paschal, RB, 1980-81	2	1	0	0	-	-	0	0	6
Eddie Payton, RB, 1980-82	3	0	0	1	(1 KO)	-	0	0	6
Walker Lee Ashley, LB, 1983-88, '90	7	0	0	1	(1 INT)	-	0	0	6
Dwight Collins, WR, 1984	1	0	1	0	-	-	0	0	6
Darryl Ingram, TE, 1989	1	0	1	0	-	-	0	0	6
Todd Scott, S, 1991-94	4	1	0	1	-	-	0	0	6
Keith Henderson, RB, 1992	1	1	0	0	-	-	0	0	6
Joe Johnson, WR, 1992	1	1	0	0	-	-	0	0	6
Jack Del Rio, LB, 1992-95	4	0	0	1	(1 INT)	-	0	0	6
Lamar McGreggs, S, 1993-94	2	0	0	1	(1 INT)	-	0	0	6
James Harris, DE, 1993-95	3	0	0	1	(1 FR)	-	0	0	6
Alfred Jackson, CB, 1995-96	2	0	0	1	(1 INT)	-	0	0	6
Jeff Brady, LB, 1995-97	3	0	0	1	(1 FR)	-	0	0	6
Corey Fuller, CB, 1995-98	4	0	0	1	(1 FR)	-	0	0	6
David Frisch, TE, 1996	1	0	1	0	-	-	0	0	6
Robert Tate, WR/CB, 1997-2001	5	0	0	1	(1 KO)	-	0	0	6
Kailee Wong, LB, 1998-01	4	0	0	1	(1 INT)	-	0	0	6
Carlester Crumpler, TE, 1999	1	0	1	0	-	-	0	0	6
John Davis, TE, 2000	1	0	1	0	-	-	0	0	6
Tyrone Carter, S, 2000-02	3	0	0	1	(1 FR)	-	0	0	6
Doug Chapman, RB, 2000-03	4	0	1	0	-	-	0	0	6

PLAYER	YRS	TDR	TDP	TDRt	FGM/FGA (type of return)	1PT	2PT	SAF	POINTS
Lance Johnstone, DE, 2001-05	5	0	0	1	(1 INT)	-/-	0	0	6
Derrick Alexander, WR, 2002	1	0	1	0	-/-	-/-	0	0	6
Brian Williams, CB, 2002-05	4	0	0	1	(1 INT)	-/-	0	0	6
John Avery, RB, 2003	1	0	1	0	-/-	-/-	0	0	6
Chris Claiborne, LB, 2003-04	2	0	0	1	(1 INT)	-/-	0	0	6
Mike Nattiel, LB, 2003-04	2	0	0	1	(1 INT)	-/-	0	0	6
Cus Fretwell, QB, 2003-04, 2008	3	1	0	0	-/-	-/-	0	0	6
E.J. Henderson, LB, 2003-11	9	0	0	1	(1 INT)	-/-	0	0	6
Richard Owens, FB/TE, 2004-06	3	0	1	0	-/-	-/-	0	0	6
Dovonte Edwards, CB, 2005-06	2	0	0	1	(1 INT)	-/-	0	0	6
Napoleon Harris, LB, 2005-06, 2008	3	0	0	1	(1 FR)	-/-	0	0	6
Fred Smoot, CB, 2005-06	2	0	0	1	(1 INT)	-/-	0	0	6
Ray Edwards, DE, 2006-10	5	0	0	1	(1 FR)	-/-	0	0	6
Ben Leber, LB, 2006-10	5	0	0	1	(1 FR)	-/-	0	0	6
Cedric Griffin, CB, 2006-11	6	0	0	1	(1 FR)	-/-	0	0	6
Dwight Smith, S, 2006-07	2	0	0	1	(1 INT)	-/-	0	0	6
Aundrae Allison, WR, 2007-08	2	0	0	1	(1 KO)	-/-	0	0	6
Robert Ferguson, WR, 2007-08	1	0	1	0	-/-	-/-	0	0	6
Greg Lewis, WR, 2009-10	2	0	1	0	-/-	-/-	0	0	6
Greg Camarillo, WR, 2010-11	2	0	1	0	-/-	-/-	0	0	6
Donovan McNabb, QB, 2011	1	1	0	0	-/-	-/-	0	0	6
Devin Aromashodu, WR, 2011-12	2	0	1	0	-/-	-/-	0	0	6
Stephen Burton, WR, 2011-12	2	0	1	0	-/-	-/-	0	0	6
Brian Robison, DE, 2007-17	11	0	0	1	(1 FR)	-/-	0	0	6
John Carlson, TE, 2012-13	2	0	1	0	-/-	-/-	0	0	6
Jerome Simpson, WR, 2012-13	2	0	1	0	-/-	-/-	0	0	6
Matt Cassel, QB, 2013-14	2	1	0	0	-/-	-/-	0	0	6
Gerald Hodges, LB, 2013-15	3	0	0	1	(1 INT)	-/-	0	0	6
Chase Ford, TE, 2013-15	3	0	1	0	-/-	-/-	0	0	6
Jerome Felton, FB, 2012-14	3	0	0	1	(1 FR)	-/-	0	0	6
Captain Munnerlyn, CB, 2014-16	3	0	0	1	(1 FR)	-/-	0	0	6
Xavier Rhodes, CB, 2013	7	0	0	1	(1 INT)	-/-	0	0	6
Case Keenum, QB, 2017	1	1	0	0	-/-	-/-	0	0	6
David Morgan, TE, 2016-18	3	0	1	0	-/-	-/-	0	0	6
Mike Hughes, CB, 2018	3	0	0	1	(1 INT)	-/-	0	0	6
Linval Joseph, DT, 2014-19	6	0	0	1	(1 FR)	-/-	0	0	6
Anthony Harris, S, 2015	6	0	0	0	(1 INT)	-/-	0	0	6
Mike Boone, RB, 2018	3	1	0	0	-/-	-/-	0	0	6
Tyler Conklin, TE, 2018	3	0	1	0	-/-	-/-	0	0	6
Jim Leo, DE, 1961-62	2	0	0	0	-/-	-/-	0	1	2
Joe Blahak, CB, 1974-75, 77	3	0	0	0	-/-	-/-	0	1	2
Autry Beamon, S, 1975-76	2	0	0	0	-/-	-/-	0	1	2
Mark Mullaney, DE, 1975-87	13	0	0	0	-/-	-/-	0	1	2
Neil Elshire, DE, 1981-86	6	0	0	0	-/-	-/-	0	1	2
Joe Stepanek, DT, 1987	1	0	0	0	-/-	-/-	0	1	2
Ray Berry, LB, 1987-92	6	0	0	0	-/-	-/-	0	1	2
Mark Dusbabek, LB, 1989-92	4	0	0	0	-/-	-/-	0	1	2
Walt Williams, CB, 1981	1	0	0	0	-/-	-/-	0	1	2
Robin Sendlein, LB, 1981-84	4	0	0	0	-/-	-/-	0	1	2
Brooks Bollinger, QB, 2006-07	2	0	0	0	-/-	-/-	1	0	2
Blake Bell, TE, 2017	1	0	0	0	-/-	-/-	1	0	2



The Vikings will play the 49ers on the road for the 25th time in franchise history for a regular season or playoff game. From 1961-66 the clubs met twice a year.

VIKINGS ALL-TIME PASSING

QUALIFIERS - 500+ ATTEMPTS

PLAYER	ATT	COMP	PCT.	YARDS	TD	INT	LG	SK/YDS	RATING
Kirk Cousins (2018)	1,566	1,081	69.0	12,166	91	29	751	107/724	103.6
Sam Bradford (2016-17)	595	427	71.8	4,259	23	5	711	42/276	101.1
Randall Cunningham (1997-99)	713	427	59.9	5,680	48	23	671	42/293	94.2
Brett Favre (2009-10)	889	580	65.2	6,711	44	26	63	56/386	92.2
Daunte Culpepper (1999-05)	2,607	1,678	64.4	20,162	135	86	821	228/1214	91.5
Teddy Bridgewater (2014-17)	851	551	64.7	6,150	28	22	871	83/556	86.3
Warren Moon (1994-96)	1,454	882	60.7	10,102	58	42	851	86/634	82.9
Brad Johnson (1992-98, 2005-06)	1,670	1,036	62.0	11,098	65	48	821	100/673	82.5
Frank Tarleton (1961-66, '72-78)	4,569	2,635	57.7	33,098	239	194	891	417/3,880	80.2
Tarvaris Jackson (2006-10)	603	354	58.7	3,984	24	22	71	47/247	76.6
Christian Ponder (2011-14)	1,057	632	59.8	6,658	38	36	72	95/901	75.9
Rich Gannon (1987-92)	1,003	561	55.9	6,457	40	36	781	81/478	73.9
Wade Wilson (1981-91)	1,665	929	55.8	12,135	66	75	751	151/1,069	73.4
Tommy Kramer (1977-89)	3,648	2,011	55.1	24,775	159	157	761	248/1,596	73.3
Steve Dils (1979-84)	623	336	53.9	3,867	15	18	68	49/349	68.8
Gary Cuozzo (1968-71)	556	276	49.6	3,552	18	23	521	46/334	63.7
Joe Kapp (1967-69)	669	351	50.2	4,807	37	47	851	82/676	62.3

NON-QUALIFIERS - FEWER THAN 500 ATTEMPTS

PLAYER	ATT	COMP	PCT.	YARDS	TD	INT	LG	SK/YDS	RATING
Todd Bouman (1997-02)	95	54	56.8	880	8	4	801	6/49	98.6
Case Keenum (2017)	481	325	67.6	3,547	22	7	651	22/136	98.3
Jeff George (1999)	329	191	58.1	2,816	23	12	801	28/228	94.2
Brooks Bollinger (2006-07)	68	46	67.6	537	1	2	50	13/78	84.0
Donovan McNabb (2011)	156	94	60.3	1,026	4	2	60	16/113	82.9
Gus Fretette (2003-04, 08)	367	216	58.9	2,847	19	17	991	34/186	81.4
Sean Salisbury (1990-94)	404	228	56.4	2,772	14	9	55	28/199	80.2
Matt Cassel (2013-14)	325	194	59.7	2,232	14	13	791	22/124	78.1
Jim McMahon (1993)	331	200	60.4	1,968	9	8	58	23/104	76.2
Kelly Holcomb (2007)	83	42	50.6	515	2	1	40	12/87	73.1
Shaun Hill (2002-05, 2015-16)	42	21	50.0	257	0	0	33	2/18	69.2
Bob Lee (1969-72, '75-78)	306	159	52.0	2,153	15	17	63	30/221	67.8
Joe Webb (2010-13)	152	88	57.9	853	3	5	46	11/69	66.6
Archie Manning (1983-84)	94	52	55.3	545	2	3	56	18/153	66.4
George Shaw (1961)	91	46	50.5	530	4	4	421	14/122	64.8
Tony Adams (1987)	87	49	55.0	607	3	5	631	19/130	64.3
Bob Berry (1965-67, '73-76)	124	63	50.8	708	7	8	521	17/131	59.4
Ron VanderKelen (1963-67)	252	107	42.2	1,375	6	11	53	25/224	49.7
Josh Freeman (2013)	53	20	37.7	190	0	1	22	1/14	40.6
Norm Snead (1971)	75	37	49.3	470	1	6	551	7/67	40.3
Bobby Brister (2000)	20	10	50.0	82	0	1	20	1/6	40.0
Spergon Wynn (2001)	98	48	49.0	418	1	6	471	10/65	38.6
Sean Mannion (2019-20)	21	12	57.1	126	0	2	35	0/0	35.1
Steve Bono (1985-86)	11	2	18.2	8	0	5	5	2/13	29.6
John McCormick (1962)	18	7	39.0	104	0	5	53	3/33	19.1

FEWER THAN 10 ATTEMPTS

PLAYER	ATT	COMP	PCT	YARDS	TD	INT	LG	SK/YDS	RATING
Keith Henderson (1992)	1	1	100.0	36	1	0	361	0/0	158.3
Darrin Nelson (1982-89, '91-92)	1	1	100.0	25	1	0	251	0/0	158.3
Ryan Longwell (2005-11)	1	1	100.0	16	1	0	161	0/0	158.3
Mewelde Moore (2004-07)	2	2	100.0	15	1	0	151	0/0	158.3
D.J. Dozier (1987-91)	1	1	100.0	19	1	0	191	0/0	145.9
Jay Walker (1996-97)	2	2	100.0	31	0	0	19	0/0	118.8
Hassan Jones (1986-92)	1	1	100.0	18	0	0	18	0/0	118.8
Chris Kluge (2005-12)	1	1	100.0	27	0	0	27	0/0	118.8
Paul Krause (1968-79)	2	1	50.0	11	1	0	111	0/0	106.3
Phil King (1965-66)	1	1	100.0	9	0	0	9	0/0	104.2
Randy Moss (1998-04, '10)	8	4	50.0	106	2	1	37	0/0	95.8
Sidney Rice (2007-10)	4	2	50.0	94	0	0	79	0/0	95.8
Chester Taylor (2006-09)	2	1	50.0	4	1	0	41	0/0	95.8
Mike Eischeid (1972-74)	1	1	100.0	6	0	0	6	0/0	91.7
Bill Cappelman (1970)	7	4	57.1	49	0	0	26	0/0	78.8
Herschel Walker (1989-91)	2	1	50.0	12	0	0	12	0/0	68.5
Fred Cox (1963-77)	1	1	100.0	-1	0	0	-1	0/0	62.5
Alfred Anderson (1984-90)	9	4	44.4	112	2	1	431	2/8	59.3
Tommy Mason (1961-66)	4	1	25.0	30	1	2	301	0/0	58.4
Bill Brown (1962-74)	2	1	50.0	3	0	0	3	0/0	50.0
Stefon Diggs (2015-19)	1	0	0.0	0	0	0	0	0/0	39.6
Jamie Cales (1961)	1	0	0.0	0	0	0	0	0/0	39.6
Anthony Carter (1985-93)	1	0	0.0	0	0	0	0	0/0	39.6
Greg Coleman (1978-87)	1	0	0.0	0	0	0	0	0/0	39.6
Bob Crim (1967-71, '76-77)	1	0	0.0	0	0	0	0	0/0	39.6
Jim Lash (1973-76)	1	0	0.0	0	0	0	0	0/0	39.6
Terry LeCount (1979-83)	1	0	0.0	0	0	0	0	0/0	39.6
Hugh McElhenny (1961-62)	1	0	0.0	0	0	0	0	0/0	39.6
Harry Newsome (1990-93)	1	0	0.0	0	0	0	0	0/0	39.6
Allen Rice (1984-90)	1	0	0.0	0	0	0	0	0/0	39.6
Mike Saxon (1994-95)	1	0	0.0	0	0	0	0	0/0	39.6
Joe Senser (1979-84)	1	0	0.0	0	0	0	0	0/0	39.6
Chris Walsh (1994-02)	1	0	0.0	0	0	0	0	0/0	39.6
David Palmer (1994-00)	0	0	0.0	0	0	0	0	1/2	39.6
Jerick McKinnon (2014-17)	1	0	0.0	0	0	0	0	0/0	39.6
Ryan Quigley (2017)	1	0	0.0	0	0	0	0	0/0	39.6
Jay Fiedler (1998)	7	3	42.9	41	0	1	19	0/0	22.6
Larry Miller (1987)	6	1	16.7	2	0	1	2	0/0	0.0
Jerry Reichow (1961-64)	3	0	0.0	0	0	1	0	0/0	0.0
Mitch Berger (1996-01)	2	0	0.0	0	0	1	0	0/0	0.0
Ted Brown (1979-86)	1	0	0.0	0	0	1	0	0/0	0.0

VIKINGS ALL-TIME STARTING QB RECORDS

*Sorted by wins

Player	Yrs	Starts	Won	Lost	Tied	%
Fran Tarkenton, 1961-66, 72-78	13	170	91	73	6	.553
Tommy Kramer, 1977-89	13	110	54	56	0	.491
Daunte Culpepper, 1999-05	7	80	38	42	0	.475
Brad Johnson, 1992-98, 2005-06	9	46	28	18	0	.609
Wade Wilson, 1981-91	11	48	27	21	0	.563
Kirk Cousins, 2018-	3	47	25	21	1	.542
Joe Kapp, 1967-69	3	38	23	12	3	.645
Warren Moon, 1994-96	3	39	21	18	0	.538
Rich Gannon, 1987-92	6	35	19	16	0	.543
Brett Favre, 2009-10	2	29	17	12	0	.586
Teddy Bridgewater, 2014-17	4	28	17	11	0	.607
Randall Cunningham, 1997-99	3	23	16	7	0	.696
Gary Cuozzo, 1968-71	4	21	16	5	0	.762
Christian Ponder, 2011-14	4	36	14	21	1	.403
Case Keenum, 2017	1	14	11	3	0	.786
Tavaris Jackson, 2006-10	5	20	10	10	0	.500
Gus Fretette, 2003-04, 2008	3	13	10	3	0	.769
Bob Lee, 1969-72, 75-78	8	11	9	2	0	.818
Sam Bradford, 2016-17	2	17	9	8	0	.529
Jim McMahon, 1993	1	12	8	4	0	.667

Player	Yrs	Starts	Won	Lost	Tied	%
Jeff George, 1999	1	10	8	2	0	.800
Steve Dils, 1979-84	6	15	6	9	0	.400
Sean Salisbury, 1990-94	5	9	5	4	0	.556
Matt Cassel, 2013-14	2	9	4	5	0	.444
Norm Snead, 1971	1	2	2	0	0	1.000
Donovan McNabb, 2011	1	6	1	5	0	.167
George Shaw, 1961	1	4	1	3	0	.250
Todd Bouman, 1997-02	6	3	1	2	0	.333
Ron Vanderkelen, 1963-67	5	5	1	4	0	.200
Bob Berry, 1965-67, 73-76	7	2	1	1	0	.500
Joe Webb, 2010-13	2	2	1	1	0	.500
Shaun Hill, 2002-05, 15-16	6	1	1	0	0	1.000
Tony Adams, 1987	1	3	0	3	0	.000
Kelly Holcomb, 2007	1	3	0	3	0	.000
Archie Manning, 1983-84	2	2	0	2	0	.000
Spergon Wynn, 2001	1	2	0	2	0	.000
Brooks Bollinger, 2006-07	2	1	0	1	0	.000
Josh Freeman, 2013	1	1	0	1	0	.000
Sean Mannion, 2019-	1	1	0	1	0	.000

PASSING FANCY

CAREER TD PASSES BY A QB/RECEIVER DUO TOUCHDOWNS	PLAYERS
53	Daunte Culpepper/Randy Moss
28	Kirk Cousins/Adam Thielen
26	Warren Moon/Cris Carter

SEASON TD PASSES BY A QB/RECEIVER DUO TOUCHDOWNS	PLAYERS
17	Warren Moon/Cris Carter, 1995
15	Randall Cunningham/Randy Moss, 1998
15	Daunte Culpepper/Randy Moss, 2000
14	Kirk Cousins/Adam Thielen, 2020

SEASON COMBINED TDs BY A QB (PASSING/RUSHING) TOUCHDOWNS	PLAYER
41	Daunte Culpepper, 2004 (39/2)
40	Daunte Culpepper, 2000 (33/7)
35	Randall Cunningham, 1998 (34/1)

100+ PASSER RATING GAMES IN A SEASON (min 20 attempts) GAMES	PLAYER
10	Brett Favre, 2009
8	Kirk Cousins, 2019
8	Kirk Cousins, 2020
8	Randall Cunningham, 1998
8	Daunte Culpepper, 2000
8	Daunte Culpepper, 2004
8	Sam Bradford, 2016
8	Case Keenum, 2017

CONSECUTIVE 100+ PASSER RATING GAMES IN A SEASON GAMES	PLAYER
4	Kirk Cousins, 2019
4	Brett Favre, 2009
4	Daunte Culpepper, 2004

100+ PASSER RATING GAMES IN A CAREER GAMES	PLAYER
40	Fran Tarkenton
30	Daunte Culpepper
22	Kirk Cousins

50+ YARD PASSES IN A GAME	PLAYER, GAME
4 (56t, 56t, 54t, 51t)	Randall Cunningham, at Dallas 11/26/98
3 (76t, 70t, 66t)	Fran Tarkenton, at LA Rams 11/9/72
3 (67t, 68t, 76t)	Tommy Kramer, at Washington 11/2/86

FEWEST INTERCEPTIONS THROWN IN A GAME INT	PLAYER (ATTEMPTS)
0	Rich Gannon at New England, 10/20/91 (63 att.)
0	Daunte Culpepper at Houston, 10/10/04 (50 att.)
0	Kirk Cousins, at LA Rams, 9/27/18 (50 att.)

FEWEST INTERCEPTIONS THROWN IN A SEASON INTS	PLAYER (ATTEMPTS)
4	Brad Johnson, 2005 (254 att.)
5	Sam Bradford, 2016 (552 att.)

CONSECUTIVE PASS ATTEMPTS WITHOUT AN INTERCEPTION ATTEMPTS	PLAYER
201	Kirk Cousins, 10/13/19-12/2/19
193	Warren Moon, 10/22/95-11/23/95
162	Randall Cunningham, 12/21/97-10/25/98

GAMES WITHOUT AN INTERCEPTION IN A SEASON GAMES	PLAYER
10	Brett Favre, 2009
10	Sam Bradford, 2016
10	Case Keenum, 2017
10	Kirk Cousins, 2019

GAMES WITHOUT BEING SACKED IN A SEASON GAMES	PLAYER
6	Case Keenum, 2017
4	Kirk Cousins, 2019
4	Fran Tarkenton, 1972
4	Rich Gannon, 1991
4	Randall Cunningham, 1998
4	Sam Bradford, 2016

GAMES WITHOUT AN INTERCEPTION/SACKED IN A SEASON GAMES	PLAYER
3	Brett Favre, 2009
3	Sam Bradford, 2016
3	Case Keenum, 2017

FEWEST TIMES SACKED IN A SEASON SACKS	PLAYER
11	Tommy Kramer, 1988
12	Sean Salisbury, 1993

FEWEST TIMES SACKED IN A GAME (MOST ATTEMPTS) GAMES	PLAYER
0	Tommy Kramer, at New England, 10/16/79 (61 att.)
0	Fran Tarkenton, vs. Philadelphia (56 att.)

WINS IN GAMES STARTED BY QBs WINS	PLAYER
13	Randall Cunningham, 1998 (13-1)
12	Joe Kapp, 1969 (12-1)
12	Fran Tarkenton, 1975 (12-2)
12	Fran Tarkenton, 1973 (12-2)
12	Brett Favre, 2009 (12-4)

CONSECUTIVE WINS AFTER 1ST START GAMES	PLAYER
7	Daunte Culpepper, 9/3/00-10/22/00
6	Brett Favre, 9/13/09-10/18/09

VIKINGS ALL-TIME RECEIVING

PLAYER	REC.	YARDS	AVG.	TD
Cris Carter (1990-01)	1,004	12,383	12.3	110
Randy Moss (1998-04, 2010)	587	9,316	15.9	92
Steve Jordan (1982-84)	498	6,307	12.7	28
Anthony Carter (1985-89)	478	7,835	16.0	52
Kyle Rudolph (2011-20)	454	4,488	9.9	48
Jake Reed (1991-99, 2001)	413	6,433	15.6	33
Ahmad Rashad (1976-82)	400	5,489	13.7	34
Adam Thielen (2014-)	397	5,240	13.2	39
Sammy White (1976-86)	393	6,400	16.3	50
Stefon Diggs (2015-19)	365	4,622	12.6	30
Ted Brown (1979-86)	339	2,850	8.4	13
Chuck Foreman (1973-79)	336	3,057	9.1	23
Rickey Young (1978-83)	292	2,255	7.6	14
Bill Brown (1962-74)	284	3,177	11.2	23
Percy Harvin (2009-12)	280	3,302	11.8	20
Darrin Nelson (1982-89, 1991-92)	251	2,202	8.8	5
Adrian Peterson (2007-16)	241	1,945	8.1	5
Hassan Jones (1986-92)	222	3,733	16.8	24
Visanthe Shiancoe (2007-11)	208	2,424	11.7	24
Paul Flatley (1963-67)	202	3,222	16.0	17
Jim Kleinsasser (1999-2001)	192	1,688	8.8	6
Jermaine Wiggins (2005-06)	186	1,659	8.9	6
Leo Lewis (1991-91)	181	2,126	16.1	16
Robert Smith (1993-00)	178	1,292	7.3	5
Stu Voigt (1970-80)	177	1,919	10.8	17
Dave Osborn (1965-75)	173	1,412	8.2	7
Cene Washington (1967-72)	172	3,087	18.0	23
Amp Lee (1994-96)	170	1,348	7.9	5
John Gilliam (1972-75)	165	3,297	20.0	27
Joe Senser (1979-84)	165	1,822	11.0	16
Chester Taylor (2006-09)	160	1,357	8.5	3
Jarius Wright (2012-17)	153	2,039	13.3	10
Tommy Mason (1961-66)	151	1,689	11.2	11
Dalvin Cook (2017-)	148	1,266	8.5	3
Sidney Rice (2007-10)	146	2,129	14.6	18
Jerry Reichow (1961-64)	144	2,183	15.2	19
Jerick McKinnon (2014-17)	142	984	6.9	5
Bernard Berrian (2008-11)	138	1,925	14.0	11
Cordarrelle Patterson (2013-16)	132	1,316	10.0	7
Moe Williams (1996-00, 2002-05)	131	1,301	9.9	4
Nate Burleson (2003-05)	127	1,789	14.1	12
Greg Jennings (2013-14)	127	1,546	12.2	10
Michael Bennett (2001-05)	126	813	6.5	7
Ed Marinaro (1972-73)	125	1,088	8.1	7
Qadry Ismail (1993-96)	118	1,855	15.7	12
Mewelde Moore (2004-07)	116	1,093	9.4	3
John Beasley (1967-73)	115	1,242	10.8	12
Alfred Anderson (1984-91)	114	1,042	9.1	5
Marcus Robinson (2004-06)	107	1,553	14.5	17
Travis Taylor (2005-06)	107	1,255	11.7	7
Brent McClanahan (1973-80)	107	772	7.2	4
Bobby Wade (2007-08)	107	1,292	12.1	5
Matt Asiata (2012-16)	101	722	7.1	1
Allen Rice (1984-90)	100	1,066	10.6	6
Andrew Jordan (1994-97, 1999-01)	97	763	7.9	4
Bob Grim (1967-71, 1976-77)	96	1,414	14.8	9
Andrew Glover (1997-99)	95	1,227	12.9	9
Bob Tucker (1977-80)	95	1,045	11.0	5
Robert Miller (1975-80)	95	771	8.1	1
Oscar Reed (1968-74)	92	676	7.4	3
Byron Chamberlain (2001-02)	91	1,055	11.6	3
Mike Anthony Jones (1993-85)	90	1,327	14.7	5
Justin Jefferson (2020-)	88	1,400	15.9	7
Herschel Walker (1989-93)	86	691	7.9	5
John Henderson (1968-72)	81	1,330	16.2	9
Tom Hall (1964-66, 1968-69)	81	1,163	14.4	7
Tony Galbreath (1981-83)	80	645	8.0	2
Terry LeCount (1979-83, 1987)	79	1,225	15.5	7
Troy Williamson (2005-07)	79	1,067	13.5	3
Charles Evans (1993-98)	78	531	6.8	1
Mike Jenkins (2011-12)	78	915	11.7	5
Toby Gerhart (2010-13)	77	600	7.8	3
Jim Lash (1973-76)	75	1,252	16.7	3
Jerome Simpson (2012-13)	74	1,000	13.5	1
David Palmer (1994-00)	73	631	8.6	1
Terry Allen (1990-94)	72	675	9.4	3
Rick Fenney (1987-91)	71	628	8.8	2
Jim Phillips (1965-67)	68	1,091	16.0	7
Chris Walsh (1994-02)	67	719	10.7	4
Irv Smith, Jr. (2019-)	66	876	10.2	5
D'Wayne Bates (2002-03)	65	640	12.9	5
Laquan Treadwell (2016-19)	65	701	10.8	2
Lenny Hoard (1995-99)	60	576	9.6	1
Charles Johnson (2014-16)	60	834	13.9	2
Gordon Smith (1961-65)	57	1,277	22.4	13
Kelly Campbell (2002-04)	57	1,062	18.6	8
Jim Lindsey (1966-72)	56	632	11.3	4
Hugh McElhenny (1961-62)	53	474	8.9	3
Onterio Smith (2003-04)	51	523	10.3	2
Rhett Ellison (2012-16)	51	515	10.1	3
Adrian Cooper (1994-95)	50	570	11.4	0
Bob Cooper (1980-84)	46	455	9.8	7

Olabisi Johnson (2019-)	45	483	10.7	3
Matthew Hatchette (1997-00)	43	640	14.9	4
C.J. Ham (2017-)	43	399	9.3	2
Sam McCullum (1974-75, 1982-83)	42	608	14.4	5
Mike Mularkey (1983-88)	42	464	11.0	5
Roger Craig (1992-93)	41	333	8.1	1
John Carlson (2012-13)	40	387	9.7	1
Mike Wallace (2015)	39	473	12.1	2
Jim Gustafson (1985-90)	38	491	12.9	5
Latavius Murray (2017-18)	37	244	6.6	0
Devin Aromahodu (2011-12)	37	650	17.6	1
Robert Ferguson (2007-08)	35	416	11.9	1
Chase Ford (2013-15)	34	391	11.5	1
Naufahu Tahī (2006-10)	33	150	4.6	2
D.J. Dozier (1987-91)	32	298	9.3	2
Tyler Conklin (2018-)	32	329	10.3	1
Clinton Jones (1967-72)	31	306	9.9	0
Dave Middleton (1961)	30	444	14.8	2
Greg DeLoon (1995-98)	30	205	6.8	0
Greg Camarillo (2010-11)	29	361	12.4	1
Preston Carpenter (1966)	27	487	17.3	4
Jeff Dugan (2004-10)	26	191	7.1	3
Hal Bedsole (1964-66)	26	418	16.1	8
Brad DeBevoise (2018-)	26	319	11.9	2
Greg Lewis (2009-12)	25	293	11.7	1
Tony Richardson (2006-07)	24	200	8.3	0
Ameer Abdullah (2018-)	24	156	6.5	3
Billy McMillan (2005)	23	307	13.3	2
Johnny McWilliams (2000)	22	180	8.2	3
Koren Robinson (2005)	22	347	15.8	1
Alexander Mattison (2019-)	22	193	8.8	1
Joe Johnson (1992)	21	211	10.0	1
Hunter Goodwin (1996-98, 2002-03)	19	147	7.7	1
Scottie Graham (1993-96)	19	125	6.6	0
James Brim (1987)	18	282	15.7	2
Steve Craig (1974-78)	18	172	9.6	1
Aundrea Allison (2007-08)	18	231	12.8	0
Aldrick Robinson (2018)	17	231	13.6	5
John Davis (2000)	17	202	11.9	1
Bob Reed (1962-63)	17	174	10.2	1
Doug Chapman (2000-03)	17	143	8.4	0
Derek Tennell (1992-93)	17	134	7.9	1
David Morgan (2016-18)	16	135	8.4	1
Al Denson (1962)	16	285	17.8	0
Richard Owens (2004-06)	16	132	8.3	1
Raymond Hayes (1961)	16	121	7.6	0
Ray Poage (1963)	15	354	23.6	2
Charley Ferguson (1962)	14	364	26.0	6
Carroll Dale (1973)	14	192	13.7	0
Marlin McKeever (1967)	14	184	13.1	0
Harold Morrow (1996-02)	14	144	10.3	0
Derrick Alexander (2002)	14	134	9.6	1
Mike Tice (1992-93, 1995)	14	126	9.0	2
Phil King (1965-66)	14	120	8.6	2
Brent Novoselsky (1989-94)	14	108	7.7	2
A.D. Williams (1961)	13	174	13.4	1
Dave Casper (1983-84)	13	172	13.2	0
Doug Mayberry (1961-62)	13	118	9.1	1
Lorenzo Booker (2010-11)	13	114	8.8	0
Steve Stonebreaker (1962-63)	12	227	18.9	1
Mel Triplett (1961-62)	12	71	5.9	1
Dwight Collins (1984)	11	143	13.0	1
MyCole Pruitt (2015-16)	11	96	8.7	0
Al Denson (1971)	10	125	12.5	0
Billy Martin (1968)	10	101	10.1	1
Joe Banyard (2013-14)	10	73	7.3	0
Michael Floyd (2017)	10	78	7.8	0
Bethel Johnson (2006)	9	156	17.3	0
Barry Word (1993)	9	105	11.7	0
Sean Bertson (2003-04)	9	78	8.7	0
Jerome Felton (2012-14)	9	72	8.0	0
Buster Rhymes (1985-87)	8	149	18.6	0
Doug Kingsriter (1973-75)	7	116	16.6	0
Tom Wilson (1963)	7	48	6.9	0
Garrett Mills (2007-09)	7	91	13.0	0
Stephen Burton (2011-12)	7	73	10.4	1
Zach Line (2013-16)	7	103	14.7	1
Mike Boone (2018-20)	7	28	4.0	0
Bob Brown (1971)	6	141	20.8	0
Jim Boylan (1963-64)	6	78	13.0	1
Bob Schnelker (1961)	6	70	11.7	1
Sam Harell (1980-82, 1987)	6	43	7.2	0
Sammy Johnson (1976-78)	6	43	7.2	0
Darryl Harris (1988)	6	30	5.0	0
Charles Stackhouse (2003)	6	30	5.0	0
Joe Webb (2010-13)	6	42	7.0	0
Billy Butler (1962-64)	5	97	19.4	0
John Holland (1974)	5	84	16.8	0
Doug Cunningham (1979)	5	50	10.0	0
Darryl Ingram (1987)	5	47	9.4	1
Jeff Wornack (2008)	5	46	8.1	1
Mark Kellar (1976-78)	5	17	3.4	0
Keith Henderson (1992)	4	60	15.0	0

Olanda Truitt (1993)	40	10.0	0
Bill Barnes (1965-66)	35	8.8	0
Martin Nance (2006)	33	8.3	0
Ronnie Hillman (2016)	43	10.8	0
Steve Finch (1987)	54	18.0	0
Tom Adams (1962)	51	17.0	0
Kent Kramer (1969-70)	47	15.7	1
Ricky Parks (1987)	46	15.3	0
Dick Haley (1961)	43	14.3	0
Leon Clarke (1963)	34	11.3	0
John Henry Mills (1999)	30	10.0	0
Mardy McDole (1981-83)	29	9.7	0
David Frisch (1996)	27	9.0	1
Phil Frye (1987)	25	7.2	0
Ciatrix Fason (2005-06)	19	6.3	0
Jesse Clarke (1989-90)	18	6.0	0
Carl Hilton (1986-89)	17	5.6	3
Keenan Howry (2003-05)	18	6.0	0
Blake Bell (2017)	19	6.3	0
Alexander Hollins (2019)	46	23.0	0
Roc Thomas (2018)	21	10.5	0
Will Sherman (1961)	40	20.0	0
Carlester Crumpler (1999)	35	17.5	1
Willie Gillespie (1987)	28	14.0	0
Clint Haslerig (1975)	28	14.0	0
Rhett Dawson (1973)	24	12.0	0
Gary Ballman (1973)	22	11.0	0
Ron Daugherty (1987)	21	10.5	0
Robert Tate (1997-01)	20	10.0	0
Doug Paschel (1980-81)	18	9.0	0
Steve Harris (1987)	17	8.5	0
Artoise Pinner (2006)	15	7.5	0
Brett Wilson (1987)	14	7.0	0
Andre Thomas (1987)	13	6.5	0
Lance Rentzel (1965-66)	10	5.0	0
Mike L. Jones (1990-91)	8	4.0	2
Adam Walker (1987)	3	1.5	0
Bill McWatters (1964)	-1	-0.5	0
Jamie Caleb (1961)	-8	-4.0	0
John Avery (2003)	24	12.0	1
Albert Young (2009-10)	11	5.5	0
Ryan D'Imperio (2011)	7	3.5	0
Allen Reiser (2011-12)	18	9.0	0
Eric Guilford (1993-94)	45	45.0	0
Kevin Miller (1978-80)	35	35.0	1
Art Powell (1968)	31	31.0	0
Cedric James (2002)	29	29.0	0
Harry Washington (1978)	24	24.0	0
Brandon Zylstra (2018)	23	23.0	0
Ted Dean (1964)	23	23.0	0
Tommy Kramer (1977-89)	23	20.0	1
Marc May (1987)	22	22.0	0
Hank Baskett (2010)	18	18.0	0
MarQueis Gray (2014)	16	16.0	0
Tom Michel (1964)	14	14.0	0
Larry Vargo (1964-65)	13	13.0	0
Bill Harris (1969-70)	12	12.0	0
Richard Angulo (2005)	11	11.0	0
Don Hasselbeck (1984)	10	10.0	0
Travis Prentice (2001)	10	10.0	0
Ed Shenk (1987)	10	10.0	0
Robert Steele (1979)	10	10.0	0
Emmanuel Arceneaux (2011)	10	10.0	0
Larry Ned (2003-04)	9	9.0	0
Jaymar Johnson (2009-10)	9	9.0	0
Jay Carroll (1985)	8	8.0	0
Leonard Moore (1987)	8	8.0	0
Thomas Tapeh (2008)	7	7.0	0
Nate Wright (1971-80)	6	6.0	0
Brandon Dillon (2019-)	6	6.0	0
Bob Goodridge (1968)	5	5.0	0
Robert Green (1997)	5	5.0	0
Troy Walters (2000-01)	5	5.0	0
Ron Vary (1968-81)	5	5.0	0
Sam Bradford (2016-17)	5	5.0	0
Jarvis Redwine (1981-83)	4	4.0	0
Danta Whitaker (1992)	4	4.0	0
John Cerak (1993-96)	3	3.0	0
Brad Johnson (1992-98)	3	3.0	0
James Stewart (1995)	3	3.0	0
Jimmy Edwards (1979)	2	2.0	0
John Ward (1970-74)	1	1.0	0
Daunte Culpepper (1999-05)	0	0.0	0
Rich Cannon (1987-92)	0	0.0	0
Korey Stringer (1995-00)	-1	-1.0	0
Kirk Cousins (2018-)	-1	-1.0	0
Brett Favre (2005-10)	-2	-2.0	0
Randall Cunningham (1997-99)	-3	-3.0	0
Garrett Bradbury (2019-)	-4	-4.0	0
Christian Ponder (2011-14)	-15	-15.0	0
Ed White (1969-77)	0	3	--
Fran Tarkenton (1961-66, 1972-78)	0	-12	--

VIKINGS ALL-TIME RUSHING

PLAYER	ATT.	YARDS	AVG.	TD
Adrian Peterson (2007-16)	2,418	11,747	4.9	97
Robert Smith (1993-00)	1,411	6,818	4.8	32
Chuck Foreman (1973-79)	1,529	5,879	3.8	52
Bill Brown (1962-74)	1,627	5,757	3.5	52
Ted Brown (1979-86)	1,117	4,546	4.1	40
Dave Osborn (1965-75)	1,172	4,320	3.7	29
Darrin Nelson (1982-89, '91-92)	981	4,231	4.3	18
Dalvin Cook (2017-)	769	3,661	4.7	33
Tommy Mason (1961-66)	761	3,252	4.3	28
Michael Bennett (2001-05)	713	3,174	4.5	12
Chester Taylor (2006-09)	655	2,797	4.3	18
Terry Allen (1990-94)	641	2,795	4.4	23
Fran Tarkenton (1961-66, '72-78)	464	2,548	5.5	22
Daunte Culpepper (1999-05)	454	2,476	5.5	29
Alfred Anderson (1984-91)	626	2,374	3.8	22
Herschel Walker (1989-91)	551	2,264	4.1	20
Clinton Jones (1967-72)	546	2,008	3.7	19
Oscar Reed (1968-74)	490	1,968	4.0	8
Jerick McKinnon (2014-17)	474	1,918	4.0	7
Rickey Young (1978-83)	554	1,744	2.9	10
Leroy Hoard (1996-99)	438	1,689	3.9	26
Moe Williams (1996-00, '02-05)	370	1,535	4.1	21
Rick Fenney (1987-91)	358	1,508	4.2	11
Latavius Murray (2017-18)	356	1,420	4.0	14
Toby Gerhart (2010-13)	276	1,305	4.7	5
Mewelde Moore (2004-07)	264	1,285	4.9	1
Matt Asiata (2012-16)	361	1,259	3.5	18
Scottie Graham (1993-96)	349	1,239	3.6	7
Brent McClanahan (1973-80)	367	1,207	3.3	6
Onterio Smith (2003-04)	231	1,123	4.9	7
Ed Marinaro (1972-75)	306	1,007	3.3	4
Robert Miller (1975-90)	275	951	3.5	7
Allen Rice (1984-90)	307	934	3.0	13
Alexander Mattison (2019-)	206	896	4.3	3
Tony Galbreath (1981-83)	194	788	4.1	7
Hugh McElhenney (1961-62)	170	770	4.5	3
Rich Cannon (1987-92)	144	720	5.0	3
Percy Harvin (2009-12)	107	683	6.4	4
Wade Wilson (1981-91)	159	679	4.3	9
D.J. Dozier (1987-91)	163	643	3.9	7
Christian Ponder (2011-14)	126	639	5.1	7
Amp Lee (1994-96)	149	636	4.3	2
Mel Triplett (1961-62)	132	567	4.3	3
Jim Lindsey (1966-72)	177	558	3.2	6
Joe Kapp (1967-69)	99	540	5.5	5
Tavaris Jackson (2006-10)	119	535	4.5	4
Roger Craig (1992-93)	143	535	3.7	5
Tommy Kramer (1977-89)	213	524	2.5	8
Barry Word (1993)	142	458	3.2	2
Phil King (1965-66)	89	405	4.6	0
Teddy Bridgewater (2014-17)	94	398	4.2	4
Charles Evans (1993-98)	118	364	3.1	4
Sammy Johnson (1976-78)	83	356	4.3	2
Mike Boone (2018-20)	62	379	6.1	4
Kirk Cousins (2013-)	107	342	3.2	2
Cordarrelle Patterson (2013-16)	31	333	10.7	4
Raymond Hayes (1961)	73	319	4.4	2
Randall Cunningham (1997-99)	61	317	5.2	1
Doug Chapman (2000-03)	90	317	3.5	0
Brad Johnson (1992-98, 2005-06)	121	315	2.6	2
Doug Mayberry (1961-62)	87	304	3.6	1
Anthony Carter (1995-99)	47	290	6.2	2
Tom Wilson (1963)	73	282	3.8	4
Joe Webb (2010-13)	41	273	6.7	4
Artoise Pinner (2006)	43	190	4.4	3
Adam Thielen (2014-)	19	166	8.7	1
Bill Barnes (1965-66)	53	164	3.1	1
Ciatrix Fason (2005-06)	50	161	3.2	5
Case Keenum (2017)	40	160	4.0	1
Randy Moss (1998-04)	23	159	6.9	0
Stefon Diggs (2015-19)	29	159	5.5	0
Ameer Abdullah (2018-)	31	157	5.0	0
Darryl Harris (1988)	34	151	4.4	1
Bob Grim (1967-71, '76-77)	7	147	21.0	0
Jim Kleinsasser (1993-11)	43	147	3.4	1
James Stewart (1995)	31	144	4.6	0
Warren Moon (1994-95)	69	143	2.1	0
John Gilliam (1972-75)	18	136	7.6	1
Tom Michel (1964)	39	129	3.3	0
David Palmer (1994-00)	35	123	3.5	1
Ron VanderKelen (1963-67)	26	116	4.5	1
Keith Henderson (1992)	34	113	3.3	1
Jarius Wright (2012-17)	8	111	13.9	0
Bob Reed (1962-63)	27	110	4.1	0
Jesse Clark (1989-90)	26	106	4.1	0
Bobby Walden (1964-67)	9	100	11.1	0
Sammy White (1976-86)	18	97	5.3	0
Jim McMahon (1993&Arm)	33	96	2.9	0
Terry LeCount (1979-83, '87)	6	90	15.0	0
Joe Banyard (2013-14)	21	88	4.2	0
Kelly Campbell (2000-04)	14	86	6.1	0
Gary Guozzo (1968-71)	36	86	2.4	0
Greg Coleman (1978-87)	10	85	8.5	0
Albert Young (2009-10)	25	82	3.3	0

2021 VIKINGS

Harold Morrow (1996-02).....	17	75	4.4	0	Leonard Moore (1987).....	4	11	2.8	0
Matt Cassel (2013-14).....	27	75	2.7	1	Charles Johnson (2014-16).....	1	11	11.0	0
Mark Keller (1976-78).....	25	74	3.0	0	Earl Denny (1967-68).....	2	9	4.5	0
Steve Dilis (1979-84).....	24	73	3.0	0	Ahmad Rashad (1976-81).....	1	8	8.0	0
Todd Bouman (1997-02).....	10	70	7.0	0	Travis Taylor (2005-06).....	3	8	2.7	0
Jarvis Redwine (1981-83).....	17	70	4.1	0	Bethel Johnson (2006).....	4	8	2.0	0
Spurgeon Wynn (2001).....	8	61	7.6	0	Norm Sneed (1971).....	6	6	1.0	1
Mike Anthony Jones (1983-85).....	7	60	8.6	0	Mike Wallace (2015).....	1	6	6.0	0
Bill McWaters (1964).....	14	60	4.3	1	Bisi Johnson (2019).....	1	6	6.0	0
Billy Butler (1962-64).....	22	59	2.7	0	Gus Frerotte (2003-04, 08).....	31	5	0.2	1
Donovan McNabb (2011).....	14	59	4.2	1	Steve Jordan (1982-94).....	1	4	4.0	1
Troy Williamson (2005-07).....	5	57	11.4	0	Robert Tate (1997-01).....	1	4	4.0	0
C.J. Ham (2017-).....	25	56	2.2	1	Brian Russell (2002-04).....	1	4	4.0	0
Doug Paschal (1980-81).....	5	53	3.5	1	John McCormick (1962).....	2	4	2.0	0
Hassan Jones (1986-92).....	15	52	10.4	0	Jim Young (1965-66).....	3	4	1.3	0
Lorenzo Booker (2010-11).....	13	52	4.0	0	Phil Frye (1987).....	4	4	1.0	0
Ronnie Hillman (2016).....	18	50	2.8	0	Andre Thomas (1987).....	6	4	0.7	0
Sam Bradford (2016-17).....	22	50	2.3	0	Aundrea Allison (2007-08).....	3	4	1.3	0
Andrew Sendejo (2011-18).....	11	48	48.0	0	Dave Nelson (1984).....	1	3	3.0	0
Nate Burleson (2003-05).....	8	43	5.4	0	Troy Walters (2000-01).....	1	3	3.0	0
Archie Manning (1983-84).....	11	42	3.8	0	Stu Voigt (1970-80).....	2	3	1.5	1
Jeff George (1989).....	16	41	2.6	0	Steve Harris (1987).....	4	3	0.8	0
George Shaw (1961).....	10	39	3.9	0	Gordon Smith (1961-65).....	1	2	2.0	0
Ben Tate (2014).....	13	38	2.9	0	Jeff Williams (1966).....	1	2	2.0	0
Bob Lee (1969-72, '75-78).....	39	37	0.9	2	Willie Spencer (1976).....	4	2	0.5	0
James Brim (1987).....	2	36	18.0	1	Justin Jefferson (2020-).....	1	2	2.0	0
Tony Adams (1987).....	11	31	2.8	0	Larry Miller (1987).....	1	1	1.0	0
Roc Thomas (2018).....	8	30	3.8	0	Joe Senser (1979-84).....	2	1	0.5	0
Ted Dean (1964).....	5	30	6.0	0	Randall McDaniel (1988-99).....	2	1	0.5	0
Koren Robinson (2005).....	4	27	6.8	1	Bob Ferguson (1963).....	3	1	0.3	0
Jerome Felton (2012-14).....	4	27	6.8	0	Sean Salisbury (1990-94).....	15	1	0.1	0
Joe Johnson (1992).....	4	26	6.5	0	Paul Krause (1968-79).....	1	0	0.0	0
Bobby Phillips (1995).....	14	26	1.9	0	Al Denson (1971).....	1	0	0.0	0
Tom Richardson (2006-07).....	12	25	2.1	0	Jeff Slemmon (1972-82).....	1	0	0.0	0
Zach Line (2013-16).....	13	25	1.9	2	Mike Saxon (1994-95).....	1	0	0.0	0
Billy Waddy (1984).....	3	24	8.0	0	Mitch Berger (1956-01).....	1	0	0.0	0
Adam Walker (1987).....	5	24	4.8	0	Kyle Richardson (2002).....	1	0	0.0	0
Cris Carter (1990-01).....	10	24	2.4	0	John Avery (2003).....	1	0	0.0	0
Jeff Dugan (2004-10).....	11	23	2.1	0	Charles Stackhouse (2003).....	1	0	0.0	0
Grady Alderman (1961-74).....	0	22	22.0	0	Lance Rentzel (1965-66).....	1	-1	-1.0	0
Robert Green (1997).....	6	22	3.7	0	Jim Gustafson (1985-89).....	1	-2	-2.0	0
Qadry Ismail (1993-96).....	4	21	5.3	0	Harry Newsome (1990-93).....	2	-2	-1.0	0
Naufahu Tahii (2006-10).....	10	21	2.1	0	Shaun Hill (2002-05, 2015-16).....	11	-2	-0.4	0
Bubby Brister (2000).....	5	20	4.0	0	Tom Hall (1964-66, '68-69).....	4	-4	-1.0	0
Jeff Wornack (1987).....	9	20	2.2	0	Sean Mannion (2019-20).....	6	-5	-0.8	0
Cedric Smith (1990).....	9	19	2.1	0	Jay Fiedler (1998).....	4	-6	-1.5	0
Leo Lewis (1981-91).....	16	19	1.2	0	Mike Mularkey (1983-88).....	1	-6	-6.0	0
Bernard Berrian (2008-11).....	5	18	3.6	0	Jeff Locke (2013-16).....	1	-6	-6.0	0
Ron Groce (1976).....	3	18	6.0	0	Bucky Scribner (1987-89).....	2	-7	-3.5	0
Darrell Lester (1964).....	4	18	4.5	0	Bobby Wade (2007-08).....	1	-9	-9.0	0
Brooks Bollinger (2006-07).....	5	18	3.6	0	Preston Carpenter (1966).....	1	-10	-10.0	0
Brett Wilson (1987).....	5	18	3.2	0	Jerry Reichow (1961-64).....	1	-12	-12.0	0
Eddie Payton (1980-82).....	2	15	7.5	0	Mike Eischeid (1972-74).....	1	-13	-13.0	0
Eddie Johnson (2003).....	2	15	7.5	0	Dwight Collins (1984).....	3	-14	-4.7	0
Sam Harrell (1980-82, '87).....	6	15	2.5	0	Chris Kluge (2005-12).....	3	-19	-6.3	0
Brett Favre (2009-10).....	26	15	0.6	0	Mike Mercer (1961).....	1	-32	-32.0	0
Wayne Wilson (1986).....	8	14	1.8	0					
Bob Berry (1965-67, '73-76).....	5	13	2.6	0					
Bill Harris (1969-70).....	6	13	2.2	0					
Jimmy Smith (1987).....	7	13	1.9	0					
Travis Prentice (2001).....	14	13	0.9	2					
Nick Davis (2002-03).....	1	11	11.0	0					
Jamie Caleb (1961).....	3	11	3.7	0					



The Vikings offense of the late 1980s and early 1990s featured legendary players up front - LG #64 Randall McDaniel (11 Pro Bowl berths), LT #65 Gary Zimmerman (4) and TE #83 Steve Jordan (6), who combined for 21 Pro Bowl appearances.

VIKINGS TEAM RECORDS

1961-77 - 14 games; 1978-2020- 16 games; 2021- 17 games * = 16-game record where applicable G = 9 games # = 15 games
 Note: The 1982 regular season was reduced to 9 games and the 1987 season to 15 games due to players strike

GAMES WON

Most Consecutive Games Won (Including Postseason)

12 1969
 10 1975
 9 1973
 9 1998
 9 2002-03

Most Consecutive Games Won (Regular Season)

13 1974-75
 12 1969
 10 1975
 10 1999-00
 9 1973
 9 1998-99
 9 2002-03

Most Games Won, Season (Including Postseason)

16 1998
 14 1969, 1973, 2017
 13 1976, 2009

Most Games Won, Season (Regular Season)

15 1998
 13 2017
 12 1969, 1970, 1973, 1975, 2009
 11 1976, 1992, 2000, 2015

Most Consecutive Games Won, Start of Season

10 1975
 9 1973
 7 1998, 2000

Most Consecutive Games Won, End of Season

8 1998
 4 2012
 3 1964, 1970, 1974, 1993, 1999, 2002, 2015

Most Consecutive Home Games Won

15 1974-76
 14 1969-70
 13 1988-90
 13 1999-00

Most Consecutive Road Games Won

7 1970-71
 7 1973-74

GAMES LOST

Most Consecutive Games Lost

8 2001-02
 7 1961
 7 1961-62

Most Consecutive Games Without Victory

8 2001-02
 7 1961
 7 1961-62
 7 1962

Most Games Lost, Season

13 1984, 2011
 11 1961, 1962, 2001

Most Consecutive Home Games Lost

5 1966-67
 5 2011

Most Consecutive Home Games Without Victory

7 1966-67

Most Consecutive Away Games Lost

16 2000-02

Most Consecutive Away Games Without Victory

16 2000-02

SCORING

Most Points, Season

556 1998
 470 2009
 416 2003

Most Points, Opponent, Season

484 1984

Fewest Points, Season

187 1982E
 259 1979*

Fewest Points, Opponent, Season

133 1969
 139 1979*

Most Points, Game

54 vs. Dal., 10/18/70

52 vs. Pit., 11/23/69

52 vs. Bal., 9/28/69

Most Points, Opponent, Game

56 vs. Stl., 10/6/63

Most Points, Both Teams, Game

89 @ Chi., 10/19/08 (Minn. 41, Chi. 48)
 87 @ Chi., 12/17/61 (Minn. 35, Chi. 52)
 86 @ LA Rams, 11/19/72 (Minn. 45, LA 41)

Fewest Points, Both Teams, Game

3 vs. G.B., 11/14/71 (Minn. 3, G.B. 0)

Most Points Overcome To Win Game

24 vs. S.F., 12/4/77

23 @ Phi., 12/1/85

21 @ S.F., 10/24/65

20 vs. Den., 11/17/19

20 vs. Chi., 10/4/92

Most Points, Opponent, Overcome To Win Game

21 @ Cin., 12/24/95

20 @ N.E., 11/13/94

20 vs. Det., 9/25/11

Most Points, First Half

35 vs. G.B., 9/28/86

35 vs. Det., 12/2/07

34 vs. Dal., 10/18/70

34 vs. Chi., 11/25/90

Most Points, Opponent, First Half

45 @ Sea., 9/29/02

Most Points, Both Teams, First Half

55 @ Sea., 9/29/02

Most Points, Second Half

38 vs. Jax., 12/20/98

35 @ LA Rams, 11/19/72

35 vs. Pit., 11/23/69

Most Points, Opponent, Second Half

35 vs. St.L., 10/6/63

Most Points, Both Teams, Second Half

58 vs. Buf., 9/15/02

Most Points, First Quarter

28 vs. G.B., 9/28/86

28 vs. Ari., 10/9/11

21 vs. Det., 11/15/92

21 @ Dal., 11/26/98

21 vs. T.B., 10/3/99

21 @ Ari., 12/14/08

21 vs. Mia., 12/16/18

Most Points, Opponent, First Quarter

21 @ Oak., 12/11/77

21 @ Oak., 12/17/78

21 @ Den., 11/18/84

21 @ Cin., 11/23/86

21 @ S.F., 12/18/95

21 @ Det., 12/11/11

Most Points, Both Teams, First Quarter

31 @ Cin., 11/23/86

Most Points, Second Quarter

28 vs. S.F., 9/29/63

28 vs. Atl., 9/14/68

28 vs. S.D., 11/28/99

28 vs. Det., 12/2/07

24 vs. Det., 10/8/89

24 vs. Chi., 11/29/08

24 vs. NVG., 1/3/10

24 vs. Buf., 12/5/10

Most Points, Opponent, Second Quarter

31 @ Sea., 9/29/02

Most Points, Both Teams, Second Quarter

35 vs. S.F., 3/29/63

35 @ S.F., 10/24/65

35 vs. Det., 12/2/07

Most Points, Third Quarter

24 @ Pit., 9/24/95

21 @ S.F., 10/24/65

21 vs. Phi., 12/22/85

21 vs. Det., 9/13/87

Most Points, Opponent, Third Quarter

24 @ Chi., 9/18/85

Most Points, Both Teams, Third Quarter

31 @ Chi., 12/17/61

Most Points, Fourth Quarter

28 @ Phi., 12/1/85

24 @ Pit., 11/26/67

24 vs. T.B., 11/30/86

24 vs. Jax., 12/20/98

Most Points, Opponent, Fourth Quarter

28 @ Bal., 12/16/62

28 vs. St.L., 10/6/63

28 vs. G.B., 11/21/65

28 @ Chi., 9/17/89

Most Points, Both Teams, Fourth Quarter

42 @ Bal., 12/8/13

41 @ Mia., 12/21/14

35 @ Bal., 12/16/62

35 @ Chi., 12/19/65

35 @ LA Rams, 11/19/72

Most Consecutive Games Scoring

260 1991-2007

183 2007-2018

161 1962-73

Largest Margin of Victory

48 vs. Cle., 11/9/69 (51-3)

42 vs. N.O., 12/4/88 (45-3)

41 vs. Dal., 10/18/70 (54-13)

41 vs. Hou., 10/13/74 (51-10)

40 vs. Atl., 9/14/68 (47-7)

40 @ Dal., 11/13/88 (43-3)

40 vs. Jax., 12/20/98 (50-10)

38 vs. Bal., 9/28/69 (52-14)

38 vs. Pit., 11/23/69 (52-14)

38 vs. Atl., 11/9/75 (38-0)

Largest Margin of Defeat

44 @ S.F., 12/8/84 (7-51)

42 vs. St. L., 10/6/63 (14-56)

38 @ Det., 12/12/81 (7-45)

38 @ G.B., 11/14/11 (7-45)

36 @ LA Rams, 9/22/67 (3-39)

35 vs. Phi., 9/14/80 (7-42)

34 @ G.B., 11/11/07 (0-34)

32 @ L.A. Rams, 10/24/77 (3-35)

32 @ G.B., 10/2/14 (10-42)

TOUCHDOWNS

Most Touchdowns, Season

64 1998

56 2009

55 2020

51 2003

50 2004

50 2020

Most Touchdowns, Opponent, Season

59 1984

Fewest Touchdowns, Season

23 1982G

25 1967, 1971

28 1993*

Fewest Touchdowns, Opponent, Season

14 1970

14 1971

24 1988*

Most Touchdowns, Game

7 vs. Bal., 9/28/69

7 vs. Pit., 11/23/69

7 @ T.B., 10/23/88

Most Touchdowns, Opponent, Game

8 vs. St.L., 10/6/63

7 @ Chi., 12/17/61

Most Touchdowns, Both Teams, Game

12 @ Chi., 12/17/61

Most Consecutive Games Scoring Touchdown

97 1995-2001

55 1962-66

53 2010-14

POINT AFTER TOUCHDOWNS

Most Point After Touchdowns, Season

59 1998

54 2009

48 1988

48 2003

Most Point After Touchdowns, Opponent, Season

58 1984

Most Point After Touchdowns, Game

7 vs. Bal., 9/28/69

7 vs. Pit., 11/23/69

7 @ T.B., 10/23/88

Most Point After Touchdowns, Opponent, Game

8 @ Stl., 10/6/63

7 @ Chi., 12/17/61

Most Consecutive Point After Touchdowns

199 1968-74

FIELD GOALS

Most Field Goals Attempted, Season

45 1970

44 1989

39 1994, 2015

Most Field Goals Attempted, Opponent, Season

42 1999

Fewest Field Goals Attempted, Season

14 1982G

18 2001*, 2010*

Most Field Goals Attempted, Game

7 vs. LA Rams, 11/5/89

6 vs. N.O., 9/27/70

6 @ Chi., 9/23/73

6 vs. Cle., 11/4/73

6 vs. Cin., 12/25/89

6 vs. G.B., 9/26/93

6 @ Bal., 12/13/98

6 vs. Ind., 9/14/08

6 @ Tenn., 9/11/16

6 vs. Bal., 10/22/17

Most Field Goals Attempted, Opponent, Game

8 vs. Det., 11/13/66

Most Field Goals Attempted, Both Teams, Game

10 @ Chi., 9/23/73

Most Field Goals, Season

35 1998, 2012

34 1994, 2015

32 1989, 2017

Most Field Goals, Opponent, Season

34 2006

Fewest Field Goals, Season

8 1977, 1982G

12 1978

Most Field Goals, Game

7 vs. LA Rams, 11/5/89

6 @ Bal., 12/13/98

6 vs. Bal., 10/22/17

Most Field Goals, Opponent, Game

6 vs. Det., 11/13/66

6 @ Det., 10/17/99

Most Field Goals, Both Teams, Game

9 vs. Bal., 10/22/17

7 vs. Det., 11/13/66

7 @ Chi., 9/23/73

7 vs. NVG, 11/16/86

7 vs. LA Rams, 11/5/89

7 vs. G.B., 9/26/93

7 vs. Det., 9/20/98

7 @ Det., 10/17/99

7 vs. Chi., 9/24/06

7 vs. Oak., 11/18/07

7 vs. Det., 9/25/11

7 vs. Jax., 9/9/12

7 vs. Jax., 12/11/16

Most Consecutive Games Scoring, FGs

31 1968-70

SAFETIES

Most Safeties, Season

3 1965, 1981, 2008

Most Safeties, Opponent, Season

2 1988, 1995, 1996, 2007, 2014

Most Safeties, Game

2 @ Atl., 10/5/03

2 vs. G.B., 11/9/08

FIRST DOWNS

Most First Downs, Season

351 2004

350 2002

Most First Downs, Opponent, Season

368 2013

Most First Downs, Both Teams, Season

701 2004

Fewest First Downs, Season

167 1982G

272 2006*

Fewest First Downs, Opponent, Season

158 1969

243 1988

Most First Downs, Game

34 vs. Bal., 9/28/69

33 vs. Det., 11/6/88

32 @ G.B., 11/17/91

32 vs. N.O., 11/19/95

Most First Downs, Opponent, Game

36 vs. N.O., 12/18/11

36 @ Mia., 12/21/14

36 @ N.O., 12/25/20

Most First Downs, Both Teams, Game

61 @ N.O., 12/25/20

Fewest First Downs, Game

3 @ G.B., 12/21/06

Fewest First Downs, Opponent, Game

3 @ Det., 11/24/88

Fewest First Downs, Both Teams, Game

14 @ Atl., 12/21/69

Most First Downs, Rushing, Season

142 1975

Most First Downs, Rushing, Opponent, Season

148 1979

Fewest First Downs, Rushing, Season

52 1982G

66 2016*, 2018*

Fewest First Downs, Rushing, Opponent, Season

53 1982G

53 2006*

Most First Downs, Rushing, Game

19 vs. Chi., 10/17/65

Most First Downs, Rushing, Opponent, Game

21 @ N.O., 12/25/20

Fewest First Downs, Rushing, Game

0 vs. Chi., 10/28/96

0 vs. Ind., 12/18/16

Fewest First Downs, Rushing, Opponent, Game

0 vs. S.F., 12/14/69

0 @ Det., 11/24/88

0 vs. Det., 1/2/00

0 @ Det., 12/10/06

0 vs. Chi., 11/29/09

0 vs. T.B., 9/24/17

Most First Downs Passing, Season

225 2004

Most First Downs Passing, Opponent, Season

247 2013

Fewest First Downs Passing, Season

85 1967

136 1987#

139 2007*

Fewest First Downs Passing, Opponent, Season

80 1977

Most First Downs, Passing, Game

24 vs. Bal., 9/28/69

Most First Downs, Passing, Opponent, Game

23 vs. N.O., 12/28/11

23 @ Stl., 12/16/12

23 @ Mia., 12/21/14

Fewest First Downs, Passing, Game

1 @ G.B., 12/21/06

Fewest First Downs, Passing, Opponent, Game

1 vs. Chi., 10/1/67

1 @ S.F., 11/29/76

1 @ Chi., 11/20/77

1 @ Chi., 12/3/06

Most First Downs, Penalty, Season

38 2017

Most First Downs, Penalty, Opponent, Season

36 2003

Fewest First Downs, Penalty, Season

8 1982G

16 1992*, 1993*

Fewest First Downs, Penalty, Opponent, Season

8 1962

10 1974

Most First Downs, Penalty, Game

7 vs. Oak., 11/20/11

6 vs. Oak., 9/14/81

6 vs. S.F., 10/24/99

6 vs. Stl., 11/8/15

Most First Downs, Penalty, Opponent, Game

7 @ Chi., 9/25/78

NET YARDS GAINED

Most Yards Gained, Season

6,339 2004

6,294 2003

Most Yards Gained, Opponent, Season

6,362 2013

Fewest Yards Gained, Season

2,879 1982G

4,316 2005*

Fewest Yards Gained, Opponent, Season

2,720 1969

4,091 1988*

Most Yards Gained, Game

622 vs. Bal., 9/28/69

605 @ N.O., 10/17/04

559 vs. S.F., 10/30/66

558 vs. Atl., 9/28/14

Most Yards Gained, Opponent, Game

583 @ N.O., 12/25/20

Most Yards Gained, Both Teams, Game

1,013 @ Was., 11/2/86

Fewest Yards Gained, Game

87 vs. G.B., 11/14/71

Fewest Yards Gained, Opponent, Game

60 vs. Atl., 11/9/75

60 @ N.O., 11/16/75

60 @ Det., 11/24/88

Fewest Yards Gained, Both Teams, Game

272 vs. LA Rams, 10/26/70

Most Consecutive Games, 300+ Yards

36 2002-2004

Most Consecutive Games, 400+ Yards

5 2004

RUSHING

ATTEMPTS

Most Rushing Attempts, Season

556 1975

551 1966

Most Rushing Attempts, Opponent, Season

583 1979

Fewest Rushing Attempts, Season

245 1982G

357 2018*

Fewest Rushing Attempts, Opponent, Season

260 1982G

338 1969

352 1995*

Most Rushing Attempts, Game

63 vs. Atl., 11/9/75

Most Rushing Attempts, Opponent, Game

65 vs. LA Rams, 9/19/76

Fewest Rushing Attempts, Game

6 vs. Buf., 9/23/18

9 vs. Ind., 12/18/16

11 vs. G.B., 11/29/81

11 @ N.O., 10/7/01

Fewest Rushing Attempts, Opponent, Game

6 vs. Ari., 11/26/06

YARDS

Most Yards Gained Rushing, Season

2,634 2007, 2012

2,507 2002

2,343 2003

Most Yards Gained Rushing, Opponent, Season

2,667 1961

Fewest Yards Gained Rushing, Season

912 1982G

1,205 2016*

Fewest Yards Gained Rushing, Opponent, Season

985 2006*

1,020 1982G

1,089 1969

Most Yards Gained Rushing, Game

378 vs. S.D., 11/4/07

311 @ Chi., 10/14/07

Most Yards Gained Rushing, Opponent, Game

343 vs. Chi., 11/20/70

Most Yards Gained Rushing, Both Teams, Game

548 vs. LA Rams, 11/5/61

486 vs. Chi., 10/17/65

Fewest Yards Gained Rushing, Game

11 vs. Chi., 10/28/96

Fewest Yards Gained Rushing, Opponent, Game

-3 @ Det., 12/10/06

4 vs. Sea., 11/22/09

7 @ Mia., 11/19/06

AVERAGE GAIN

Highest Average Gain Rushing, Season

5.4 2012

5.3 2002, 2007

5.2 2011

Lowest Average Gain Rushing, Season

3.2 1970, 2016

23 2013
Most Touchdowns, Rushing, Opponent, Season
 29 1961
Fewest Touchdowns, Rushing, Season
 6 1982#
 7 1996*
Fewest Touchdowns, Rushing, Opponent, Season
 2 1971
 5 2009*
 7 2007, 2015
Most Touchdowns, Rushing, Game
 4 Many Times, last time vs. Atl., 12/28/14
Most Touchdowns, Rushing, Opponent, Game
 7 @ N.O., 12/25/20
Most Touchdowns, Rushing, Both Teams, Game
 9 @ N.O., 12/25/20

PASSING

ATTEMPTS
Most Passes Attempted, Season
 709 1981
Most Passes Attempted, Opponent, Season
 648 2013
Fewest Passes Attempted, Season
 282 1968
 432 2007*
Fewest Passes Attempted, Opponent, Season
 292 1982#
 312 1977
 366 1979*
Most Passes Attempted, Game
 63 @ T.B., 9/5/81
 63 @ N.E., 10/20/91
Most Passes Attempted, Opponent, Game
 70 @ N.E., 11/27/94
Most Passes Attempted, Both Teams, Game
 112 @ N.E., 11/13/94
Fewest Passes Attempted, Game
 8 @ G.B., 11/27/77
Fewest Passes Attempted, Opponent, Game
 6 @ Chi., 10/23/72
Fewest Passes Attempted, Both Teams, Game
 22 vs. G.B., 11/14/71

COMPLETIONS

Most Passes Completed, Season
 425 2018
Most Passes Completed, Opponent, Season
 419 2013
Fewest Passes Completed, Season
 150 1967
 232 1987#
 249 2007*
Fewest Passes Completed, Opponent, Season
 149 1967
 149 1977
 218 1990*
Most Passes Completed, Game
 40 vs. Buf., 9/23/18
 38 vs. Cle., 12/14/80
 38 vs. G.B., 11/29/81
 37 @ T.B., 9/5/81
 37 @ Phi., 9/20/04
Most Passes Completed, Opponent, Game
 45 @ N.E., 11/13/94
Most Pass Completions, Both Teams, Game
 71 @ N.E., 11/13/94
Fewest Passes Completed, Game
 2 @ G.B., 10/15/67
Fewest Passes Completed, Opponent, Game
 2 vs. Chi., 12/3/72
Fewest Pass Completions, Both Teams, Game
 11 vs. G.B., 11/14/71

YARDS

Most Yards Gained, Passing, Season
 4,516 2004
 4,333 1981
 4,328 1988
Most Yards Gained, Passing, Opponent, Season
 4,595 2013
Fewest Yards Gained, Passing, Season
 1,655 1971
 2,745 2007*
 2,751 2012
Fewest Yards Gained, Passing, Opponent,

Season
 1,438 1970
 2,489 1988*
Most Yards Gained, Passing, Game
 530 vs. Bal., 9/28/69
Most Yards Gained, Passing, Opponent, Game
 486 @ T.B., 12/7/80
Most Yards Gained, Passing, Both Teams, Game
 918 @ S.D., 11/9/03
Fewest Yards Gained, Passing, Game
 21 vs. G.B., 11/14/71
 21 vs. Det., 12/11/71
Fewest Yards Gained, Passing, Opponent, Game
 -7 @ N.O., 11/16/75
Fewest Yards Gained, Passing, Both Teams, Game
 102 vs. Atl., 11/9/75
COMPLETION PERCENTAGE
Highest Completion Percentage, Season
 70.4 2016 (414-588)
Highest Completion Percentage, Opponent, Season
 68.2 2011 (367-538)
Lowest Completion Percentage, Season
 44.6 1967 (150 of 336)
Lowest Completion Percentage, Opponent, Season
 45.6 1988 (219 of 480)
Highest Completion Percentage, Game (10 att.)
 87.5 vs. Cin., 11/13/77 (21 of 24)
Highest Completion Percentage, Opponent, Game (10 att.)
 85.2 @ LA Raiders, 9/5/93 (23 of 27)
 84.4 @ St. L., 12/10/00 (27 of 32)
Highest Completion Percentage, Both Teams, Game
 77.6 @ Chi., 9/18/94 (52 of 67)
Lowest Completion Percentage, Game (10 att.)
 18.2 @ G.B., 10/15/67 (2 of 11)
Lowest Completion Percentage, Opponent, Game
 15.3 vs. Chi., 12/3/72 (2 of 13)
Lowest Completion Percentage, Both Teams, Game
 29.8 @ Det., 12/17/67 (14 of 47)
TOUCHDOWNS
Most Touchdowns, Passing, Season
 41 1998
Most Touchdowns, Passing, Opponent, Season
 37 2013
Fewest Touchdowns, Passing, Season
 9 1971
 12 2007*
Fewest Touchdowns, Passing, Opponent, Season
 6 1970
 11 1993*
Most Touchdowns, Passing, Game
 7 vs. Bal., 9/28/69
 6 vs. G.B., 9/28/86
Most Touchdowns, Passing, Opponent, Game
 5 9 times, last @ L.A. Rams, 9/27/18

SACKS

TOTAL SACKS
Most Sacks, Season
 71 1989
 51 1992
Most Sacks, Opponent, Season
 64 1984
 61 1961
Fewest Sacks, Season
 16 1961
 25 2013*
Fewest Sacks, Opponent, Season
 19 1974
 25 1998*
Most Sacks, Game
 10 vs. Det., 11/4/18
 9 vs. Det., 10/6/68
 9 vs. Chi., 11/2/69
 9 @ Atl., 12/20/70
 9 @ Chi., 10/25/93
 9 vs. Mia., 12/16/18
Most Sacks, Opponent, Game
 11 @ Chi., 10/28/84
 10 vs. Bal., 9/23/62

Most Sacks, Both Teams, Game
 14 vs. Chi., 11/2/69
SACK YARDAGE
Most Sack Yardage, Season
 502 1989
Most Sack Yardage, Opponent, Season
 538 1961
 465 1984*
Most Sack Yardage, Game
 78 vs. Chi., 11/2/69
 77 @ Atl., 12/20/70
Most Sack Yardage, Opponent, Game
 104 @ Chi., 12/17/61
SACK RATIO
Highest Attempts/Sack Ratio, Season
 24.4 1981 (709-29)
 21.7 1994 (673-31)
 21.1 1974 (400-19)
Highest Attempts/Sack Ratio, Opponent, Season
 22.8 1961 (365-16)
 20.1 2002 (542-27)
 20.0 2006 (599-30)
Fewest Attempts/Sack Ratio, Season
 6.2 1961 (377-61)
 6.8 1964 (326-48)
 7.1 1962 (348-49)
Fewest Attempts/Sack Ratio, Opponent, Season
 6.9 1989 (488-71)
 7.0 1963 (404-58)
 7.2 1968 (323-45)

INTERCEPTIONS

TOTAL INTERCEPTIONS
Most Interceptions, Season
 36 1988
Most Interceptions, Opponent, Season
 34 1978
Fewest Interceptions, Season
 8 2000, 2001, 2011
Fewest Interceptions, Opponent, Season
 5 2016
Most Interceptions, Game
 6 @ T.B., 10/23/88
 6 @ Pit., 9/24/95
Most Interceptions, Opponent, Game
 5 Many Times, last @ Cin., 9/18/05
YARDS
Most Yards, Season
 693 2003
 589 1988
Most Yards, Opponent, Season
 445 1962
 427 2010*
Fewest Yards, Season
 43 2009
Fewest Yards, Opponent, Season
 35 2016*
 37 1982#
Most Yards, Game
 169 @ NYG, 11/25/07
Most Yards, Opponent, Game
 176 @ N.O., 9/3/78
TOUCHDOWNS
Most Touchdowns By Interceptions, Season
 6 1992, 2007
Most Touchdowns By Interceptions, Opponent, Season
 4 1967, 2006

PUNTING

TOTAL PUNTS
Most Punts, Season
 94 2006
Most Punts, Opponent, Season
 100 1969
Most Punts, Game
 12 @ G.B., 11/21/82
Most Punts, Opponent, Game
 12 @ N.O., 11/16/75
Fewest Punts, Both Teams, Game
 1 @ T.B., 10/29/00
Consecutive Punts, No Blocks
 563 1979-87
AVERAGE YARDAGE
Highest Average Distance, Punting, Season
 46.9 2008
Highest Average Distance, Punting, Opponent, Season
 47.1 2011

2021 VIKINGS

Highest Average Distance, Punting, Game (4 punts)

57.5 @ Det., 9/16/07

Highest Average Distance, Punting, Opponent, Game (4 punts)

54.9 vs. S.D., 11/4/07

PUNT RETURNS

TOTAL RETURNS

Most Punt Returns, Season

59 1988

Most Punt Returns, Opponent, Season

52 1978

Most Punt Returns, Game

9 @ LA Rams, 12/2/79

Most Punt Returns, Opponent, Game

9 @ G.B., 12/21/06

YARDS GAINED

Most Yards, Punt Returns, Season

553 1988

Most Yards, Punt Returns, Opponent, Season

624 2008

Most Yards, Punt Returns, Game

119 @ NYG, 10/21/13

Most Yards, Punt Returns, Opponent, Game

176 @ N.O., 10/6/08

TOUCHDOWNS

Most Touchdowns, Punt Returns, Season

2 2016

Most Touchdowns, Punt Returns, Opponent, Season

4 2008

KICKOFF RETURNS

TOTAL RETURNS

Most Kickoff Returns, Season

86 1984, 2002

Most Kickoff Returns, Opponent, Season

91 2009

Most Kickoff Returns, Game

9 @ Phi., 11/11/01

9 @ Sea., 9/29/02

Most Kickoff Returns, Opponent, Game

10 @ Bal., 12/13/98

YARDS GAINED

Most Yards, Kickoff Returns, Season

1,775 1984, 2002

Most Yards, Kickoff Returns, Opponent, Season

2,060 2009

Most Yards, Kickoff Returns, Game

247 vs. G.B., 10/27/13

Most Yards, Kickoff Returns, Opponent, Game

367 @ Bal., 12/13/98

TOUCHDOWNS

Most Touchdowns, Kickoff Returns, Season

2 1999, 2009, 2013, 2015

Most Touchdowns, Kickoff Returns, Opponent, Season

4 1998

FUMBLES

TOTAL FUMBLES

Most Fumbles, Season

44 1963

Most Fumbles, Opponent, Season

50 1963

Fewest Fumbles, Season

10 1998

11 2014, 2017

Fewest Fumbles, Opponent, Season

16 2002

Most Fumbles, Game

8 @ S.F., 10/24/65

Most Fumbles, Opponent, Game

10 vs. Det., 11/12/67

FUMBLES LOST

Most Fumbles Lost, Season

25 1965

Most Fumbles Lost, Opponent, Season

31 1963

Fewest Fumbles Lost, Season

2 2014

3 1980

Fewest Fumbles Lost, Opponent, Season

5 2017

6 2014

Most Fumbles Lost, Game

5 @ Atl., 12/21/69

5 @ Det., 12/9/62

Most Fumbles Lost, Opponent, Game

6 vs. Det., 11/24/63

6 vs. S.F., 10/15/61

Most Consecutive Games without Losing Fumble

10 1998-99

PENALTIES

TOTAL PENALTIES

Most Penalties, Season

137 2002

Most Penalties, Opponent, Season

137 2005

Fewest Penalties, Season

36 1961

70 2013*

Fewest Penalties, Opponent, Season

47 1972

81 1994*

Most Penalties, Game

16 @ Det., 12/19/82

Most Penalties, Opponent, Game

17 @ Cin., 9/18/05

Fewest Penalties, Game

0 6 times, last vs. Chi., 12/3/72

Fewest Penalties, Opponent, Game

0 @ G.B., 11/27/77

0 @ Chi., 10/23/72

YARDS PENALIZED

Most Yards Penalized, Season

1,139 2002

Most Yards Penalized, Opponent, Season

1,167 1998

Fewest Yards Penalized, Season

375 1961

565 1990*

Fewest Yards Penalized, Opponent, Season

399 1982*

614 1994*

Most Yards Penalized, Game

173 @ L.A. Rams, 9/22/67

Most Yards Penalized, Opponent, Game

169 @ Det., 10/25/98

Fewest Yards Penalized, Game

0 6 times, last vs. Chi., 12/3/72

Fewest Yards Penalized, Opponent, Game

0 3 times, last @ NYJ, 11/23/97

BLOCKED KICKS

Most, Season

13 1976, 1979

Most, Season, Opponent

6 1961, 1974

Most, Game

4 @ T.B., 11/25/79 (2 pat, 1-fg, 1 punt)

Most, Game, Opponent

2 vs. Dal., 10/20/68 (2-fgs)

2 vs. Buf., 12/9/79 (1-fg, 1 punt)

2 @ Atl., 12/15/85 (2-fgs)

2 vs. Chi., 10/28/96 (1 punt, 1-fg)

2 @ Det., 11/23/17 (1 fg, 1 pat)



The Vikings bid fond farewell to Met Stadium at the end of the 1981 season, the squad's home field for 21 seasons, going 97-59-4 overall.

VIKINGS TOUCHDOWNS BY SEASON

Year	Offensive				Defensive			Special Teams				
	Rush	Pass	Fumble	Total	Int	Fumble	Total	Punt	Kick	Blk Punt	Blk FG	Total
1961	14	22	0	36	0	0	0	1	0	0	0	1
1962	7	22	0	29	1	1	2	0	0	0	0	0
1963	17	16	0	33	2	2	4	1	1	0	0	2
1964	14	23	0	37	4	1	5	0	0	0	0	0
1965	19	21	0	40	2	0	2	0	1	1	0	2
1966	15	18	0	33	1	0	1	0	0	0	0	0
1967	10	11	0	21	2	1	3	0	1	0	0	1
1968	19	11	0	30	1	0	1	1	0	0	0	1
1969	15	24	1	40	2	0	2	0	0	1	0	1
1970	16	12	0	28	2	3	5	0	0	2	0	2
1971	14	9	0	23	1	1	2	0	0	0	0	0
1972	11	19	0	30	2	2	4	0	0	0	0	0
1973	14	16	0	30	2	0	2	0	0	1	0	1
1974	17	22	0	39	0	1	1	0	0	0	0	0
1975	18	27	1	46	0	2	2	0	0	0	0	0
1976	18	17	0	35	0	0	0	0	0	1	0	1
1977	9	19	0	28	0	1	1	0	0	1	0	1
1978	10	25	0	35	0	1	1	0	0	1	0	1
1979	9	23	0	32	0	0	0	0	0	0	0	0
1980	14	22	0	36	2	0	2	0	1	0	0	1
1981	8	27	0	35	0	1	1	0	1	0	0	1
1982	6	15	0	21	1	1	2	0	0	0	0	0
1983	17	15	0	32	0	1	1	0	0	1	0	1
1984	10	18	0	28	1	2	3	0	0	0	0	0
1985	19	22	0	41	1	1	2	0	0	0	0	0
1986	14	31	0	45	2	0	2	0	0	1	0	1
1987	20	21	0	41	0	0	0	1	0	0	0	1
1988	22	20	0	42	5	2	7	0	0	0	0	0
1989	12	17	0	29	2	4	6	0	1	0	0	1
1990	10	25	0	35	2	2	4	0	0	0	0	0
1991	18	16	0	34	2	0	2	0	0	0	0	0
1992	19	18	0	37	6	2	8	0	0	0	0	0
1993	8	18	0	26	2	0	2	0	0	0	0	0
1994	11	18	0	29	4	3	7	0	0	0	0	0
1995	10	33	0	43	2	2	4	1	0	0	0	1
1996	7	24	0	31	1	0	1	1	0	0	0	1
1997	14	26	0	40	0	2	2	0	0	0	0	0
1998	17	41	0	58	3	2	5	0	1	0	0	1
1999	13	32	0	45	1	0	1	1	2	0	0	3
2000	14	33	0	47	0	0	0	0	0	0	0	0
2001	10	23	0	33	1	1	2	0	0	0	0	0
2002	26	19	0	45	1	0	1	0	0	0	0	0
2003	15	32	0	47	4	0	4	0	0	0	0	0
2004	8	39	0	47	1	1	2	1	0	0	0	1
2005	10	18	0	28	3	0	3	1	1	0	0	2
2006	12	13	1	26	3	2	5	1	0	0	0	1
2007	22	12	0	34	6	2	8	0	1	0	0	1
2008	15	22	0	37	0	2	2	1	0	0	1	2
2009	19	34	0	53	0	1	1	0	2	0	0	2
2010	16	14	0	30	1	1	2	0	1	0	0	1
2011	18	20	0	38	0	0	0	0	1	0	0	1
2012	16	18	0	34	3	0	3	1	1	0	0	2
2013	23	18	0	41	0	1	1	1	2	0	0	3
2014	12	17	1	30	2	1	3	0	0	2	0	2
2015	18	14	0	32	2	1	3	1	2	0	0	3
2016	9	20	0	29	2	2	4	2	1	0	0	3
2017	15	25	0	40	1	0	1	0	0	0	0	0
2018	9	30	0	39	1	2	3	0	0	0	0	0
2019	19	26	0	45	1	1	2	0	0	0	0	0
2020	20	35	0	55	0	0	0	0	0	0	0	0



Fran Tarkenton hands off to Tommy Mason, a pair of the early stars that put the Vikings franchise on the NFL map.

VIKINGS IN FINAL NFL OFFENSIVE/DEFENSIVE RANKINGS (YARDS GAINED/ALLOWED)

* Led NFL

Year	Offense			Defense		
	Total	Rush	Pass	Total	Rush	Pass
1961	12	7	13	14	14	13
1962	12	6	11	12	10	11
1963	11	4	12	9	7	10
1964	6	2	11	10	5	13
1965	4	2	8	7	9	6
1966	4	3	7	6	7	2
1967	14	9	14	6	15	3
1968	14	6	15	5	11	3
1969	10	4	12	*1	2	*1
1970	19	14	14	*1	5	*1
1971	23	17	25	2	6	3
1972	12	20	3	5	16	*1
1973	7	6	14	12	11	12
1974	3	15	2	10	5	18
1975	5t	10	3	*1	*1	*1
1976	6	18	4	6	17	*1
1977	14	21	6	11	21	3
1978	17	28	2	14	10	19
1979	19	23	12	18	26	11
1980	11	27	3	26	25	24
1981	6	28	2	17t	15	18
1982	14	22	5	19	14	19
1983	20	20	13	19	25	6
1984	25	18	22	28	27	26
1985	16	27	7	16	22	15
1986	4	16	5	11	13	13
1987	15	11	20	10	11	16
1988	7	20	4	*1	5	2
1989	14	7	17	1	11	*1
1990	12	15	11	13	21	3
1991	10	4	21	14	20	13
1992	11	7	18	8	14	7
1993	17	21	14	*1	6	6
1994	3	20	3	5	*1	21
1995	4	16	5	20	4	28
1996	12	24	8	16	24	9
1997	8	6	14	29	23	29
1998	2	11	1	13	11	19
1999	3	14	5	27	14	30
2000	5	6	7	28	15	28
2001	12	25	7	27	30	18
2002	2	*1	9	26	10	29
2003	*1	4	4	23	17	26
2004	4	18	2	28	21	29
2005	25	27	20	21	19	22
2006	23	16	18	8	*1	31T
2007	13	*1	28	20	*1	32
2008	17	5	25	6	*1	18
2009	5	13	8	6	2	19
2010	23	10	26	8	9	10
2011	18	4	28	21	11	26
2012	20	2	31	16	11	24
2013	13	8	23	31	16	31
2014	27	14	28	14	25	7
2015	29	4	31	13	17	12
2016	28	32	18	3	20	3
2017	11	7	11	*1	2	2
2018	20	30	13	4	15	3
2019	16	6	23	14	13	15
2020	4	5	14	27	27	25



From 1965-76 the vaunted Vikings defense ranked in the NFL's top 10 in 11 of the 12 seasons and was a driving force for the club's success.

VIKINGS OPENING DAY RESULTS (ALL-TIME RECORD 34-25-1)

DATE	OPPONENT (ATTENDANCE)	RESULT	HEAD COACH	STARTING QB	FINAL RECORD
9/17/1961	vs. Chicago (32,236)	W, 37-13	Norm Van Brocklin	George Shaw	3-1-1
9/16/1962	at Green Bay (38,669)	L, 7-34	Norm Van Brocklin	Fran Tarkenton	2-1-1
9/15/1963	at San Francisco (30,781)	W, 24-20	Norm Van Brocklin	Fran Tarkenton	5-8-1
9/13/1964	vs. Baltimore Colts (35,563)	W, 34-24	Norm Van Brocklin	Fran Tarkenton	8-5-1
9/19/1965	at Baltimore Colts (56,562)	L, 16-35	Norm Van Brocklin	Fran Tarkenton	7-7
9/11/1966	at San Francisco (29,312)	T, 20-20	Norm Van Brocklin	Fran Tarkenton	4-9-1
9/17/1967	vs. San Francisco (39,638)	L, 21-27	Bud Grant	Ron VanderKelen	3-8-3
9/14/1968	vs. Atlanta (45,563)	W, 47-7	Bud Grant	Joe Kapp	8-6#6
9/21/1969	at NY Giants (62,900)	L, 23-24	Bud Grant	Gary Cuozzo	12-2#6
9/20/1970	vs. Kansas City (47,900)	W, 27-10	Bud Grant	Gary Cuozzo	12-2#5
9/20/1971	at Detroit (54,418)	L, 16-13	Bud Grant	Gary Cuozzo	11-3#6
9/18/1972	vs. Washington (47,900)	L, 21-24	Bud Grant	Fran Tarkenton	7-7
9/16/1973	vs. Oakland (46,619)	W, 24-16	Bud Grant	Fran Tarkenton	12-2#6
9/15/1974	at Green Bay (56,312)	W, 32-17	Bud Grant	Fran Tarkenton	10-4#6
9/21/1975	vs. San Francisco (48,418)	W, 27-17	Bud Grant	Fran Tarkenton	12-2#5
9/12/1976	at New Orleans (58,156)	W, 40-9	Bud Grant	Fran Tarkenton	11-2-1#6
9/18/1977	vs. Dallas (47,678)	L, 10-16 (OT)	Bud Grant	Fran Tarkenton	9-5#6
9/3/1978	at New Orleans (54,187)	L, 24-31	Bud Grant	Fran Tarkenton	8-7-1#6
9/2/1979	vs. San Francisco (46,539)	W, 28-22	Bud Grant	Tommy Kramer	7-9
9/7/1980	vs. Atlanta (44,733)	W, 24-23	Bud Grant	Tommy Kramer	9-7#6
9/5/1981	at Tampa Bay (66,287)	L, 13-21	Bud Grant	Steve Dilis	7-9
9/12/1982	vs. Tampa Bay (58,440)	W, 17-10	Bud Grant	Tommy Kramer	5-4#
9/4/1983	at Cleveland (70,087)	W, 27-21	Bud Grant	Tommy Kramer	8-8
9/2/1984	vs. San Diego (57,276)	L, 13-42	Les Steckel	Tommy Kramer	3-13
9/8/1985	vs. San Francisco (57,375)	W, 28-21	Bud Grant	Tommy Kramer	7-9
9/7/1986	vs. Detroit (54,851)	L, 10-13	Jerry Burns	Tommy Kramer	9-7
9/13/1987	vs. Detroit (57,061)	W, 34-19	Jerry Burns	Wade Wilson	8-7#
9/4/1988	at Buffalo (76,783)	L, 10-13	Jerry Burns	Wade Wilson	11-5#
9/10/1989	vs. Houston (54,015)	W, 38-7	Jerry Burns	Wade Wilson	10-6#6
9/9/1990	at Kansas City (68,363)	L, 21-24	Jerry Burns	Wade Wilson	6-10
9/1/1991	at Chicago (64,112)	L, 6-10	Jerry Burns	Wade Wilson	8-8
9/6/1992	at Green Bay (58,617)	W, 23-20 (OT)	Dennis Green	Rick Cannon	11-5#6
9/5/1993	at LA Raiders (44,120)	L, 7-24	Dennis Green	Jim McMahon	9-9-7
9/4/1994	at Green Bay (59,487)	L, 10-16	Dennis Green	Warren Moon	10-6#6
9/3/1995	at Chicago (63,036)	L, 14-31	Dennis Green	Warren Moon	8-8
9/1/1996	vs. Detroit (52,972)	W, 17-13	Dennis Green	Warren Moon	9-7#
8/31/1997	at Buffalo (79,139)	W, 34-13	Dennis Green	Brad Johnson	9-7#
9/6/1998	vs. Tampa Bay (62,538)	W, 31-7	Dennis Green	Brad Johnson	15-1#6
9/12/1999	at Atlanta (69,555)	W, 17-14	Dennis Green	Randall Cunningham	10-6#
9/3/2000	vs. Chicago (64,104)	W, 30-27	Dennis Green	Daunte Culpepper	11-5#6
9/9/2001	vs. Carolina (64,108)	L, 13-24	Dennis Green	Daunte Culpepper	5-11
9/8/2002	at Chicago (63,226) *	L, 23-27	Mike Tice	Daunte Culpepper	6-10
9/7/2003	at Green Bay (70,505)	W, 30-25	Mike Tice	Daunte Culpepper	9-7
9/12/2004	vs. Dallas (64,105)	W, 35-17	Mike Tice	Daunte Culpepper	8-8#
9/11/2005	vs. Tampa Bay (63,939)	L, 13-24	Mike Tice	Daunte Culpepper	9-7
9/11/2006	at Washington (90,608)	W, 19-16	Brad Childress	Brad Johnson	6-10
9/9/2007	vs. Atlanta (62,815)	W, 24-3	Brad Childress	Tarvaris Jackson	8-8
9/8/2008	at Green Bay (71,004)	L, 19-24	Brad Childress	Tarvaris Jackson	10-6#6
9/13/2009	at Cleveland (70,560)	W, 34-20	Brad Childress	Brett Favre	12-4#6
9/9/2010	at New Orleans (70,051)	L, 9-14	Brad Childress	Brett Favre	6-10
9/11/2011	at San Diego (66,716)	L, 17-24	Leslie Frazier	Donovan McNabb	3-13
9/9/2012	vs. Jacksonville (56,607)	W, 26-23 (OT)	Leslie Frazier	Christian Ponder	10-6#
9/8/2013	at Detroit (62,461)	L, 24-34	Leslie Frazier	Christian Ponder	5-10-1
9/7/2014	at St. Louis (55,919)	W, 34-6	Mike Zimmer	Matt Cassel	7-9
9/14/2015	at San Francisco (70,499)	L, 3-20	Mike Zimmer	Teddy Bridgewater	11-5#6
9/11/2016	at Tennessee (63,816)	W, 25-16	Mike Zimmer	Shaun Hill	8-8
9/11/2017	vs. New Orleans (66,606)	W, 29-19	Mike Zimmer	Sam Bradford	13-3#6
9/9/2018	vs. San Francisco (66,673)	W, 24-16	Mike Zimmer	Kirk Cousins	8-7-1
9/8/2019	vs. Atlanta (66,714)	W, 28-12	Mike Zimmer	Kirk Cousins	10-6#
9/13/2020	vs. Green Bay (0)	L, 34-43	Mike Zimmer	Kirk Cousins	7-9

* at Champaign, IL # qualified for playoffs 6 won division

VIKINGS OPENING DAY HIGHS

PASSING YARDS
395.....Tommy Kramer..... vs. Atl, 9/7/80
361.....Steve Dilis..... at T.B., 9/5/81
346.....Sam Bradford..... vs. N.O., 9/11/17

PASSING TDs
5.....Daunte Culpepper..... vs. Dal., 9/12/04
4.....Tommy Kramer..... vs. S.F., 9/2/79
4.....Fran Tarkenton..... vs. Chi., 9/17/61

RUSHING YARDS
180.....Adrian Peterson..... at Cle., 9/13/09
169.....Robert Smith..... at Buf., 8/31/97
140.....Terry Allen..... at K.C., 9/9/90

RUSHING TDs
3.....Adrian Peterson..... at Cle., 9/13/09
3.....Daunte Culpepper..... vs. Chi., 9/3/00

LONGEST RUNS
78T.....Robert Smith..... at Buf., 8/31/97
78T.....Adrian Peterson..... at Det., 9/8/13
73.....Dave Osborn..... vs. S.F., 9/17/67

RECEIVING YARDS
160.....Ahmad Rashad..... vs. Atl., 9/7/80
157.....Adam Thielen..... vs. N.O., 9/11/17
152.....Gene Washington..... at NYG, 9/21/69
152.....Ahmad Rashad..... vs. S.F., 9/2/79

RECEIVING TDs
4.....Ahmad Rashad..... vs. S.F., 9/2/79
2.....Rickey Young..... at N.O., 9/3/78
2.....Herschel Walker..... at K.C., 9/9/90
2.....Stefon Diggs..... vs. N.O., 9/11/17
2.....Adam Thielen..... vs. G.B., 9/13/20

PASS RECEPTIONS
12.....Rickey Young..... at N.O., 9/3/78
12.....Ted Brown..... at T.B., 9/5/81
11.....Ahmad Rashad..... vs. Atl., 9/7/80

LONGEST RECEPTIONS
73T.....Anthony Carter..... vs. Det., 9/3/87
66.....Randy Moss..... vs. Chi., 9/10/00
63T.....Osterio Smith..... vs. Dal., 9/12/04

COMBINED NET YARDS
200.....Herschel Walker..... at K.C., 9/9/90
198.....Adrian Peterson..... at Cle., 9/13/09
193.....Terry Allen..... at K.C., 9/9/90

QB SACKS
3.0.....Keith Millard..... vs. Hou., 9/10/89
2.0.....Brian Robison..... vs. Atl., 9/9/07
2.0.....John Randle..... at Buf., 8/31/97
2.0.....Everson Griffen..... at St.L., 9/7/14

TOTAL TACKLES
21.....Ed McDaniel..... at G.B., 9/4/94
16.....Jeff Siemon..... at N.O., 9/3/78

INTERCEPTIONS
2.....Larry Vargo..... at Bal., 9/19/65
2.....Paul Krause..... vs. Was., 9/18/72
2.....Jeff Siemon..... vs. Was., 9/18/72
2.....Jeff Brady..... vs. Det., 9/1/96
2.....Corey Chavous..... at G.B., 9/7/03
2.....Anthony Harris..... vs. Atl., 9/8/19

LONGEST INTERCEPTION RETURNS
88T.....Darren Sharper..... vs. T.B., 9/11/05
81T.....Harrison Smith..... at Stl., 9/7/14
77.....Brian Williams..... at G.B., 9/7/03
77.....Eric Kendricks..... at Tenn., 9/11/16

LONGEST KICKOFF RETURNS
103T.....Percy Harvin..... at S.D., 9/11/11
71.....Clinton Jones..... at NYG, 9/21/69
61.....Cordarelle Patterson..... at Tenn., 9/11/16

LONGEST PUNT RETURNS
36.....Darius Reynaud..... at Cle., 9/13/09
29.....Leonard Willis..... at N.O., 9/12/76
27.....Mewelde Moore..... at Was., 9/11/06

LONGEST FIELD GOALS
55.....Blair Walsh..... vs. Jax., 9/9/12
53.....Paul Edinger..... vs. T.B., 9/11/05

LONGEST PUNTS
77.....Mike Mercer..... at G.B., 9/16/62
65.....Randall Cunningham..... at Buf., 8/31/97

PLAYOFF RECORDS

VIKINGS ALL-TIME PLAYOFF LEADERS

PASSING (MINIMUM 100 ATTEMPTS)

Player	G	Att.	Cmp.	Pct.	Yds.	TD	Lg	Int	Rtg
1. Cunningham, R. (1997-99)	5	151	79	52.3	1,036	9	66t	3	85.9
2. Kapp, Joe (1967-69)	4	101	61	60.3	835	3	28	3	84.4
3. Culpepper, D. (1999-05)	4	134	73	54.5	980	8	68t	5	82.3
4. Wilson, Wade (1981-91)	6	185	99	53.5	1,322	7	63	6	75.6
5. Tarkenton, Fran. (1961-66, 72-78)	11	292	149	51.0	1,803	11	57	17	58.6

RUSHING

Player	G	Att.	Yds.	Avg.	Lg	TD
1. Foreman, Chuck (1973-79)	13	229	860	3.8	62	7
2. Smith, Robert (1993-00)	9	145	590	4.1	27	1
3. Peterson, Adrian (2007-16)	5	116	412	3.6	40t	5
4. Osborn, Dave (1965-75)	13	109	380	3.5	22	5
5. Reed, Oscar (1968-74)	9	56	229	4.1	46	0
6. Nelson, Darrin (1982-89, '91-92)	7	46	170	3.7	14	0
7. Brown, Ted (1979-86)	3	42	160	3.8	18t	3
8. Kapp, Joe (1967-69)	4	27	160	5.9	19	2
9. Hoard, Leroy (1996-99)	6	41	155	3.8	12	4
10. Brown, Bill (1962-74)	12	42	139	3.3	19	1

RECEIVING

Player	G	No.	Yds.	Avg.	Lg	TD
1. Carter, Cris (1990-01)	12	60	842	14.0	66t	8
2. Foreman, Chuck (1973-79)	13	45	447	9.9	57	0
3. Carter, Anthony (1985-93)	8	37	644	17.4	63	1
4. Moss, Randy (1998-04)	8	35	723	20.7	68t	9
5. Voigt, Stu (1970-80)	14	30	362	12.1	28	3
6. Jordan, Steve (1982-94)	11	26	343	13.2	36	1
7. Henderson, John (1968-72)	6	23	309	13.4	46	0
8. Diggs, Stefon (2015-19)	5	22	279	12.7	61t	2
9t. Thielen, Adam (2014-)	5	21	281	13.4	43	0
9t. Reed, Jake (1991-99, '01)	8	21	353	16.8	53	2
11t. Rashad, Ahmad (1976-82)	7	20	278	13.9	35	1
11t. Smith, Robert (1993-00)	9	20	153	7.7	32	1

PUNTING (MINIMUM 20 PUNTS)

Player	G	No.	Avg.	Lg	Blk
1. Kluwe, Chris (2005-12)	4	22	45.2	61	0
2. Berger, Mitch (1996-01)	9	41	40.1	63	0
3. Clabo, Neil (1975-77)	4	41	38.6	52	0
4. Coleman, Greg (1978-87)	4	20	38.3	46	1
5. Eischeid, Mike (1972-74)	6	31	38.1	52	1

INTERCEPTIONS

Player	G	No.	Yds.	Avg.	Lg	TD
1. Bryant, Bobby (1967-80)	14	6	80	13.3	63t	1
2t. Browner, Joey (1983-91)	6	3	40	13.3	26	0
2t. Wright, Jeff (1971-77)	12	3	34	11.3	18	0
2t. Wright, Nate (1971-80)	12	3	26	8.7	26	0
2t. Turner, John (1979-83, 85, 87)	4	3	25	8.3	17	0
2t. Krause, Paul (1968-79)	19	3	14	4.7	14	0
2t. Griffith, Robert (1994-01)	8	3	46	15.3	31	0
8t. Rutland, Reggie (1987-92)	6	2	45	22.5	45t	1
8t. Hilgenberg, Wally (1968-79)	19	2	0	0.0	0	0
8t. Tate, Robert (1997-01)	5	2	5	2.5	4	0

PUNT RETURNS (MINIMUM 10 RETURNS)

Player	G	No.	Yds.	Avg.	Lg	TD
1. Carter, Anthony (1985-93)	8	17	259	15.2	84t	1

KICKOFF RETURNS (MINIMUM 10 RETURNS)

Player	G	No.	Yards	Avg.	Lg	TD
1. Palmer, David (1994-00)	6	22	517	23.5	51	0
2. West, Charlie (1968-73)	8	18	387	21.5	51	0
3. Nelson, Darrin (1982-89, 91-92)	8	11	233	21.2	34	0

SCORING

Player	G	TD	PAT	FG	2pt	Tot
1. Cox, Fred (1963-77)	19	--	38	--	--	71
2. Moss, Randy (1998-04)	8	9	--	--	--	54
3. Carter, Cris (1990-01)	12	8	--	--	--	50
4. Anderson, Gary (1998-02)	6	--	17	9	--	44
5. Nelson, Chuck (1986-88)	5	--	13	10	--	43
6. Foreman, Chuck (1973-79)	13	6	--	--	--	36
7t. White, Sammy (1976-86)	9	5	--	--	--	30
7t. Gilliam, John (1972-75)	7	5	--	--	--	30
7t. Osborn, Dave (1965-75)	14	5	--	--	--	30
7t. Hoard, Leroy (1996-99)	7	5	--	--	--	30
7t. Peterson, Adrian (2007-16)	5	5	--	--	--	30

FIELD GOALS (MINIMUM 10 MADE)

Player	G	Att.	Made	Pct.	Lg
1. Nelson, Chuck (1986-88)	5	11	10	.909	47
2. Cox, Fred (1963-77)	19	18	11	.611	44

BIG DAYS/PLAYOFFS

100 YARDS RUSHING

140	Robert Smith vs. Dal., 1/9/00
124	Robert Smith vs. Ari., 1/10/99
122	Adrian Peterson @ N.O., 1/24/10
118	Chuck Foreman vs. LA Rams, 12/26/76
114	Chuck Foreman vs. StL., 12/21/74
108	Dave Osborn vs. Cle., 1/4/70
105	Chuck Foreman vs. Was., 12/18/76
101	Brent McClanahan vs. Was., 12/18/76
101	Chuck Foreman @ LA Rams, 12/26/77

250 YARDS PASSING

424	Jeff George @ StL., 1/16/00
331	Randall Cunningham @ S.F., 1/3/98
318	Case Keenum vs. N.O., 1/14/18
316	Daunte Culpepper @ Phi., 1/16/05
310	Brett Favre @ N.O., 1/24/10
302	Daunte Culpepper vs. N.O., 1/6/01
298	Wade Wilson @ S.F., 1/9/88
292	Warren Moon vs. Chi., 1/1/95
287	Joe Kapp @ Balt., 12/22/68
284	Daunte Culpepper @ C.B., 1/9/05
271	Case Keenum @ Phil., 1/21/18
266	Randall Cunningham vs. Atl., 1/17/99
255	Wade Wilson @ S.F., 1/1/89
253	Tommy Kramer vs. Atl., 1/9/83
253	Wade Wilson vs. LA Rams, 12/26/88
252	Tommy Kramer @ Was., 1/15/83

100 YARDS RECEIVING

227	Anthony Carter @ S.F., 1/9/88
188	Randy Moss @ StL., 1/16/00
159	Amp Lee vs. Chi., 1/1/95
149	Steve Jordan @ S.F., 1/6/90
141	Sidney Rice vs. Dal., 1/17/10
137	Stefon Diggs vs. N.O., 1/14/18
129	Adam Thielen @ N.O., 1/5/20
127	Randy Moss vs. Dal., 1/9/00
121	Randy Moss vs. N.O., 1/6/01
120	Gene Washington vs. Cle., 1/4/70
120	Cris Carter vs. N.O., 1/6/01
119	Marcus Robinson @ Phi., 1/19/05
114	Jake Reed @ S.F., 1/3/98
111	John Henderson vs. K.C., 1/11/70
111	Cris Carter @ StL., 1/16/00
102	Anthony Carter vs. LA Rams, 12/26/88
102	Bernard Berrian @ N.O., 1/24/10

BOLD - Active in 2021 for Vikings

INDIVIDUAL PLAYOFF RECORDS

COACHES

Playoff Seasons

- 12 Bud Grant, 1968-71, 73-78, 80, 82
- 8 Dennis Green, 1992-94, 96-00
- 3 Mike Zimmer, 2015, '17, '19
- 3 Jerry Burns, 1987-89
- 2 Brad Childress, 2008-09

Consecutive Playoff Seasons

- 6 Bud Grant, 1973-78
- 5 Dennis Green, 1996-00
- 4 Bud Grant, 1968-71
- 3 Dennis Green, 1992-94
- 3 Jerry Burns, 1987-89
- 2 Brad Childress, 2008-09

Playoff Wins

- 10 Bud Grant (10-12)
- 4 Dennis Green (4-8)
- 3 Jerry Burns (3-3)
- 2 Mike Zimmer (2-3)

SERVICE

Most Seasons

- 11 Ron Yary, 1968-71, 1973-78, 80
- 10 Carl Eller, 1968-71, 1973-78
- 10 Wally Hilgenberg, 1968-71, 1973-78
- 10 Paul Krause, 1968-71, 1973-78
- 10 Jim Marshall, 1968-71, 1973-78
- 10 Mick Tingelhoff, 1968-71, 1973-78

Most Games Played

- 20 Ron Yary, 1968-81
- 19 Carl Eller, 1968-78
- 19 Wally Hilgenberg, 1968-79
- 19 Paul Krause, 1968-79
- 19 Jim Marshall, 1968-79
- 19 Mick Tingelhoff, 1968-78

Most Consecutive Games Played

- 20 Ron Yary, 1968-80
- 19 Wally Hilgenberg, 1968-78
- 19 Jim Marshall, 1968-78
- 19 Mick Tingelhoff, 1968-78
- 18 Carl Eller, 1968-78
- 18 Paul Krause, 1968-78

Most Games Started

- 19 Jim Marshall, 1968-79
- 19 Mick Tingelhoff, 1968-78
- 19 Carl Eller, 1968-78
- 19 Paul Krause, 1968-79

Most Consecutive Games Started

- 19 Carl Eller, 1968-78
- 19 Jim Marshall, 1968-79
- 19 Mick Tingelhoff, 1968-78
- 19 Paul Krause, 1968-79

SCORING

Total Points

- 18 Adrian Peterson @ N.O., 1/24/10
- 18 Sidney Rice vs. Dal., 1/17/10
- 18 Leroy Hoard vs. Ari., 1/10/99
- 18 Chuck Nelson @ S.F., 1/9/88

Touchdowns

- 3 Adrian Peterson @ N.O., 1/24/10 (3 rush)
- 3 Sidney Rice vs. Dal., 1/17/10 (3 pass)
- 3 Leroy Hoard vs. Ari., 1/10/99 (2 rush, 1 pass)

Return Touchdowns

- 1 Paul Krause vs. S.F., 12/27/70 (22t FR)
- 1 Bobby Bryant vs. Dall., 12/30/73 (63t INT)
- 1 Nate Wright vs. St. L., 12/21/74 (20t FR)
- 1 Terry Brown vs. Pitt., 1/12/75 (0t BP)
- 1 Bobby Bryant vs. LA R, 12/26/76 (90t BFC)
- 1 Anthony Carter vs. N.O., 1/3/88 (84t PR)
- 1 Reggie Rutland vs. S.F., 1/9/88 (45t INT)

Safetyes

- 1 Carl Eller vs. LA Rams, 12/27/69
- 1 Alan Page vs. Dall., 12/25/71
- 1 Team vs. Phil., 1/3/81

Field Goals Made

- 5 Chuck Nelson @ S.F., 1/9/88
- 3 Rick Danmeier vs. Atl., 1/9/83
- 3 Chuck Nelson @ N.O., 1/3/88
- 3 Eddie Murray @ NYG, 12/27/97
- 3 Blair Walsh vs. Sea., 1/10/16

Longest Field Goal

- 53 Kai Forbath vs. N.O., 1/14/18
- 52 Fuad Revez @ NYG, 1/9/94
- 49 Kai Forbath vs. N.O., 1/14/18

Field Goals Attempted

- 5 Chuck Nelson @ S.F., 1/9/88 (5 FG)

Extra Points Attempted-Made

- 5-5 Fred Cox vs. Wash., 12/18/76
- 5-5 Chuck Nelson @ N.O., 1/3/88
- 5-5 Gary Anderson vs. Ari., 1/10/99

RUSHING

Yards

- 140 Robert Smith vs. Dal., 1/9/00
- 124 Robert Smith vs. Ari., 1/10/99
- 122 Adrian Peterson @ N.O., 1/24/10

Rushing Attempts

- 31 Chuck Foreman @ LA Rams, 12/26/77
- 28 Robert Smith vs. Dall., 1/9/00
- 28 Dalvin Cook @ N.O., 1/5/20

Touchdowns Rushing

- 3 Adrian Peterson @ N.O., 1/24/10
- 2 Dave Osborn vs. LA Rams, 12/27/69
- 2 Chuck Foreman vs. Was., 12/18/76
- 2 Alfred Anderson vs. LA Rams, 12/26/88
- 2 Leroy Hoard vs. Ari., 1/10/99
- 2 Adrian Peterson vs. Phi., 1/4/09
- 2 Dalvin Cook @ N.O., 1/5/20

Rushing Average (Min. 10 Attempts)

- 7.9 Chuck Foreman vs. LA Rams, 12/26/76 (15-118)
- 6.5 Robert Smith vs. Ari., 1/10/99 (19-124)
- 6.0 Dave Osborn vs. Cle., 1/4/70 (18-108)

Longest Run

- 62 Chuck Foreman vs. LA Rams, 12/26/76
- 46 Oscar Reed vs. Was., 12/22/73
- 41 Brent McClanahan vs. Was., 12/18/76
- 40t Adrian Peterson vs. Phi., 1/4/09 (td)
- 30t Chuck Foreman vs. Was., 12/18/76 (td)
- 30 Daunte Culpepper vs. N.O., 1/6/01

PASSING

Passing Yards

- 424 Jeff George @ Stl., 1/16/00
- 331 Randall Cunningham @ S.F., 1/3/98
- 318 Case Keenum vs. N.O., 1/14/18
- 316 Daunte Culpepper @ Phi., 1/16/05
- 310 Brett Favre @ N.O., 1/24/10
- 302 Daunte Culpepper vs. N.O., 1/6/01

Pass Attempts

- 52 Warren Moon vs. Chi., 1/1/95
- 48 Randall Cunningham vs. Atl., 1/17/99

Pass Completions

- 29 Warren Moon vs. Chi., 1/1/95
- 29 Randall Cunningham vs. Atl., 1/17/99
- 29 Jeff George @ Stl., 1/16/00

Touchdown Passes

- 4 Jeff George @ Stl., 1/16/00
- 4 Daunte Culpepper @ C.B., 1/9/05
- 4 Brett Favre vs. Dal., 1/17/10
- 3 Fran Tarkenton vs. Was., 12/18/76
- 3 Randall Cunningham @ S.F., 1/3/98
- 3 Randall Cunningham vs. Ari., 1/10/99
- 3 Jeff George vs. Dal., 1/9/00
- 3 Daunte Culpepper vs. N.O., 1/6/01

Lowest Interception Percentage (attempts)

- 0.0 Randall Cunningham vs. Atl., 1/17/99 (48)
- 0.0 Tommy Kramer @ Wash., 1/15/83 (39)
- 0.0 Kirk Cousins @ N.O., 1/5/20 (31)

Passes Had Intercepted

- 5 Tommy Kramer @ Phi., 1/3/81

Completion Percentage

- (Min. 20 attempts)
- 72.4 Kirk Cousins @ S.F., 1/11/20 (21-29)
- 70.8 Teddy Bridgewater vs. Sea., 1/10/16 (17-24)
- 65.5 Daunte Culpepper @ C.B., 1/9/05 (19-29)

Passer Rating

- (Min. 20 attempts)
- 137.1 Daunte Culpepper @ C.B., 1/9/05
- 134.4 Brett Favre vs. Dall., 1/17/10
- 120.6 Wade Wilson @ N.O., 1/3/88
- 120.6 Daunte Culpepper vs. N.O., 1/6/01

Longest Completion

- 75 Joe Kapp to Gene Washington vs. Cle., 1/4/70, (td)
- 68 Daunte Culpepper to Randy Moss vs. N.O., 1/6/01 (td)
- 68 Daunte Culpepper to Moe Williams, @ C.B., 1/9/05 (td)
- 66 Randall Cunningham to Cris Carter @ S.F., 1/3/98

Most Times Sacked

- 8 Wade Wilson @ Was., 1/17/88

PASS RECEIVING

Receptions

- 11 Amp Lee vs. Chi., 1/1/95
- 11 Jerick McKinnon @ Phil., 1/21/18
- 10 Anthony Carter @ S.F., 1/9/88
- 9 Steve Jordan @ S.F., 1/6/90
- 9 Randy Moss @ St. L., 1/16/00
- 9 Bernard Berrian @ N.O., 1/24/10

Receiving Yards

- 227 Anthony Carter @ S.F., 1/9/88
- 188 Randy Moss @ Stl., 1/16/00
- 159 Amp Lee vs. Chi., 1/1/95
- 149 Steve Jordan @ S.F., 1/6/90
- 141 Sidney Rice vs. Dall., 1/17/10

Touchdowns Receiving

- 3 Sidney Rice vs. Dal., 1/17/10
- 2 John Gilliam vs. Was., 12/22/73
- 2 John Gilliam vs. Stl., 12/21/74
- 2 Sammy White vs. Was., 12/18/76
- 2 Cris Carter @ S.F., 1/3/98
- 2 Randy Moss @ Stl., 1/16/00
- 2 Randy Moss vs. N.O., 1/6/01
- 2 Randy Moss @ G.B., 1/9/05

RUSHING-RECEIVING

Yards

- 257 Anthony Carter @ S.F., 1/9/88, (ru-30, re-227)
- 199 Chuck Foreman @ LA Rams, 12/26/77, (ru-118, re-81)
- 198 Robert Smith vs. Dal., 1/9/00, (ru-140, re-58)

COMBINED YARDAGE

Yards

- 278 Anthony Carter @ S.F., 1/9/88 (ru-30, re-227, rt-21)
- 222 Anthony Carter @ N.O., 1/3/88 (ru-0, re-79, rt-143)

PUNTING

Punts

- 10 Bucky Scribner @ Was., 1/17/88

Punt Average (Min. 4 punts)

- 50.8 Mitch Berger vs. Atl., 1/17/99 (4-203)
- 49.7 Britton Colquitt @ N.O., 1/5/20 (6-298)

Long Punt

- 63 Mitch Berger vs. Atl., 1/17/99
- 61 3 times, last Britton Colquitt @ S.F., 1/11/20


PUNT RETURNS

Punt Returns

- 6 Anthony Carter @ N.O., 1/3/88
- 6 Rufus Bess vs. Atl., 1/9/83

Punt Return Yardage

- 143 Anthony Carter @ N.O., 1/3/88
- 65 Rufus Bess vs. Atl., 1/9/83



Gene Washington's 75-yard TD catch from Joe Kapp to help the Vikings win the 1969 NFL title still stands as the longest in team history.

Longest Punt Return

- 84 Anthony Carter @ N.O., 1/3/88 (td)
- 26 Anthony Carter @ Was., 1/17/88

Punt Return Average (3 returns)

- 23.8 Anthony Carter @ N.O., 1/3/88, (6-143)
- 14.3 Anthony Carter @ Wash., 1/17/88, (4-57)

Fair Catches

- 5 Bobby Bryant vs. S.F., 12/27/70
- 5 Marcus Sherels @ G.B., 1/5/13

KICKOFF RETURNS

Kickoff Returns

- 7 Robert Tate @ StL., 1/16/00

Kickoff Return Yards

- 151 Robert Tate @ StL., 1/16/00
- 148 Ameer Abdullah @ S.F., 1/11/20

Longest Kickoff Return

- 61 Clinton Jones vs. Dal., 12/25/71
- 58 Robert Smith vs. Chi., 1/1/95

Kickoff Return Average (3 returns)

- 29.6 Ameer Abdullah @ S.F., 1/11/20, (5-148)

BLOCKED KICKS

Career

- 3 Matt Blair, 1974-82
- 2 Carl Eller, 1968-78

Game

- 1 Carl Eller vs. S.F., 12/27/70 (FG)
- 1 Matt Blair vs. Pitt., (SB IX) 1/12/75 (Punt)
- 1 Nate Allen vs. LA Rams, 12/26/76 (FG)
- 1 Matt Blair vs. LA Rams, 12/26/76 (Punt)
- 1 Fred McNeill vs. Oak., (SB XI) 1/9/77 (Punt)
- 1 Carl Eller @ Dallas, 1/1/78 (PAT)
- 1 Scott Studwell @ LA Rams, 12/31/78 (Punt)
- 1 Matt Blair @ Phil., 1/3/81 (FG)

INTERCEPTIONS

Interceptions

- 2 Bobby Bryant @ Dal., 12/30/73
- 2 Bobby Bryant vs. LA Rams, 12/26/76
- 2 John Turner vs. Atl., 1/9/83
- 2 Joey Browner vs. LA Rams, 12/26/88
- 2 Robert Griffith vs. Ari., 1/10/99

Interception Return Yards

- 63 Bobby Bryant @ Dal., 12/30/73
- 46 Robert Griffith vs. Ari., 1/10/99

Longest Interception Return

- 63: Bobby Bryant @ Dal., 12/30/73
- 45: Reggie Rutland @ S.F., 1/9/88
- 31: Robert Griffith vs. Ari., 1/10/99
- 30: Steve Freeman @ N.O., 1/3/88
- 30: Anthony Harris @ N.O., 1/5/20



Anthony Carter had a remarkable series of games in the 1987 playoffs, including an 84-yard PR TD at New Orleans in the Wild Card game.

PASSES DEFENSED

Career

- 12 Bobby Bryant
- 11 Carl Lee
- 8 Paul Krause

Season

- 6 Jackie Wallace, 1974
- 6 Corey Fuller, 1998
- 6 Bobby Bryant, 1976

Game

- 5 Carl Lee vs. LA Rams, 12/26/88
- 4 Corey Fuller vs. Atl., 1/1/99
- 4 Jackie Wallace vs. Pitt. (SB IX), 1/12/75

FUMBLE RECOVERIES

Game

- 2 Paul Krause vs. S.F., 12/27/70
- 2 Gary Larsen @ Dal., 12/20/73
- 2 Matt Blair vs. LA Rams, 12/26/76

Longest Fumble Return (All TDs)

- 22 Paul Krause vs. S.F., 12/27/70
- 20 Nate Wright vs. StL., 12/21/74

SPECIAL TEAMS TACKLES

Career (solos and assists)

- 10 Harold Morrow
- 9 Moe Williams
- 9 Ray Berry

Season (solos and assists)

- 8 Lemanski Hall, 2000
- 6 Ray Berry, 1987

Game (solos and assists)

- 5 Lemanski Hall vs. N.O., 1/6/01
- 4 Nate Allen vs. Wash., 12/18/76
- 3 Jim Nelson vs. N.O., 1/6/01
- 3 Lemanski Hall @ NVG, 1/14/01

TACKLES

Career Total (solos and assists)

- 129 Jeff Siemon
- 123 Wally Hilgenberg
- 112 Alan Page

Season Total (solos and assists)

- 34 Jeff Siemon, 1974
- 32 Joey Browner, 1987
- 28 Roy Winston, 1969
- 28 Jeff Siemon, 1976

Game Total (solos and assists)

- 17 Jeff Siemon vs. Oak., 1/9/77
- 16 Wally Hilgenberg vs. Dal., 12/28/75
- 16 Jeff Siemon @ Phi., 1/3/81

SACKS

Career

- 10.5 Carl Eller (1964-78)
- 8.5 Alan Page (1967-78)
- 7.5 Jim Marshall (1961-79)
- 4.5 Everson Griffen (2010-19)

Season

- 4.0 Ray Edwards, 2009
- 3.0 Bob Lurtsema, 1974
- 3.0 Carl Eller, 1975
- 3.0 Chris Doleman, 1987

Game

- 3.0 Carl Eller vs. Dal., 12/28/75
- 8.5 Ray Edwards vs. Dal., 1/17/10
- 3.0 Carl Eller vs. LA Rams, 12/27/69
- 2.0 Alan Page vs. Dal., 12/25/71
- 2.0 Carl Eller vs. LA Rams, 12/26/76
- 2.0 Jim Marshall @ Dal., 1/1/78
- 2.0 Chris Doleman @ S.F., 1/9/88
- 2.0 Jason Fisk vs. Atl., 1/17/99
- 2.0 Jared Allen vs. Phi., 1/4/09



TEAM PLAYOFF RECORDS

SCORING

Most Points

44 @ N.O., 1/3/88, 44-10 W

Fewest Points

0 @ NYG, 1/14/01, 0-41 L

Opponent/Most Points

49 @ Stl., 1/16/00, 37-49 L

Opponent/Fewest Points

3 Dal., 1/27/10, 34-3 W

Most Decisive Win

34 @ N.O., 1/3/88, 44-10

Most Decisive Loss

41 @ NYG, 1/14/01, 0-41

Most Points Combined

86 @ Stl., 1/16/00, 37-49 L

62 vs. Ari., 1/10/99, 41-21 W

Most Points Overcome To Win Game

16 @ NYG, 12/27/97, 23-22 W

10 vs. LA Rams, 12/27/69, 23-20 W

8 vs. Atl., 1/9/83, 30-24 W



The Vikings held Dallas to 3 points in the 2005 NFC Divisional Round, the last playoff game at the Metrodome.

FIRST DOWNS

Most First Downs

31 @ N.O., 1/24/10

28 @ N.O., 1/3/88

Fewest First Downs

7 @ S.F., 1/11/20

9 vs. Pit., 1/12/75

9 @ NYG, 1/14/01

Most First Downs, Opponent

31 @ S.F., 1/3/98

31 @ NYG, 1/14/01

Fewest First Downs, Opponent

9 @ Dal., 12/30/73

9 @ N.O., 1/3/88

9 @ NYG, 1/14/01

Most First Downs, Rushing

14 @ Dal., 12/30/73

14 @ N.O., 1/3/88

Most First Downs, Rushing, Opponent

16 @ Dal., 12/28/96

Most First Downs, Passing

20 @ Stl., 1/16/00

19 vs. Atl., 1/17/99

Most First Downs, Passing, Opponent

19 @ NYG, 1/14/01

Most First Downs, Penalty

5 vs. N.O., 1/14/18

4 vs. Atl., 1/9/83

4 @ N.O., 1/24/10

4 vs. Sea., 1/10/16

Most First Downs, Penalty, Opponent

5 @ S.F., 1/3/98

5 vs. Ari., 1/10/99

Fewest First Downs, Rushing

0 @ S.F., 1/11/20

2 vs. K.C., 1/11/70

2 vs. Oak., 1/9/77

2 @ LA Rams, 12/31/78

2 @ S.F., 1/3/98

2 @ NYG, 1/14/01

Fewest First Downs, Rushing, Opponent

0 @ N.O., 1/3/88

Fewest First Downs, Passing

4 vs. Pit., 1/12/75

4 @ LA Rams, 12/26/77

4 vs. Was., 1/2/93

Fewest First Downs, Passing, Opponent

4 vs. Mia., 1/13/74

4 @ Was., 1/17/88

TOTAL YARDS

Most Net Yards Gained

476 @ Stl., 1/16/00

475 @ N.O., 1/24/10

429 vs. N.O., 1/6/01

Fewest Net Yards Gained

114 @ NYG, 1/14/01

123 vs. Pit., 1/12/75

Most Net Yards Gained, Opponent

518 @ NYG, 1/14/01

Fewest Net Yards Gained, Opponent

149 @ N.O., 1/3/88

RUSHING

Most Yards Rushing

222 vs. Cle., 1/4/70

210 @ N.O., 1/3/88

Fewest Yards Rushing

21 vs. Pit., 1/12/75

21 @ S.F., 1/11/20

Most Yards Rushing, Opponent

255 @ Dal., 12/28/96

Fewest Yards Rushing, Opponent

31 @ Stl., 1/16/00

50 @ Bal., 12/22/68

PASSING

Most Net Yards Passing

389 @ Stl., 1/16/00

340 vs. Chi., 1/1/95

Fewest Net Yards Passing

45 @ LA Rams, 12/25/77

Most Net Yards Passing, Opponent

380 @ NYG, 1/14/01

Fewest Net Yards Passing, Opponent

63 @ Dal., 12/30/73

63 vs. Mia., 1/13/74

Most Pass Attempts

61 vs. Chi., 1/1/95

50 @ Stl., 1/16/00

Fewest Pass Attempts

10 @ LA Rams, 12/26/77

13 vs. Cle., 1/4/70

Most Pass Attempts, Opponent

48 vs. N.O., 1/6/01

45 vs. LA Rams, 12/26/88

Fewest Pass Attempts, Opponent

7 vs. Mia., 1/13/74

Most Pass Completions

33 vs. Chi., 1/1/95

29 vs. Atl., 1/17/99

29 @ Stl., 1/16/00

Fewest Pass Completions

5 @ LA Rams, 12/26/77

6 vs. Was., 1/2/93

Most Completions, Opponent

30 vs. N.O., 1/6/01

29 @ NYG, 1/14/01

Fewest Completions, Opponent

6 vs. Mia., 1/13/74

Most QB Sacks

6 vs. Dal., 1/17/10

Most QB Sacks, Opponent

8 @ Was., 1/17/88

INTERCEPTIONS

Most Passes Intercepted

4 @ Dal., 12/30/73

4 @ N.O., 1/3/88

4 @ C.B., 1/9/05

Most Passes Intercepted, Opponent

5 @ Phi., 1/3/81

PENALTIES

Most Penalties

11 vs. Chi., 1/1/95

Fewest Penalties

1 vs. S.F., 12/27/70

1 @ S.F., 1/11/20

Most Penalties, Opponent

13 vs. Ari., 1/10/99

Fewest Penalties, Opponent

0 vs. Was., 12/22/73

Most Yards Penalized

108 @ Phi., 1/16/05

Fewest Yards Penalized

5 vs. S.F., 12/27/70

Most Yards Penalized, Opponent

107 vs. Pit., 1/12/75

PUNTING

Most Punts

10 @ Was., 1/17/88

Fewest Punts

1 vs. Ari., 1/10/99

Most Punts, Opponent

8 vs. S.F., 12/27/70

8 @ Dal., 1/1/78

8 @ Was., 1/17/88

8 @ C.B., 1/5/13

Fewest Punts, Opponent

1 @ Dal., 12/28/96

1 @ NYG, 1/14/01

Highest Average (4 Punts)

50.8 vs. Atl., 1/17/99

Highest Average (4 Punts), Opponent

51.3 @ N.O., 1/24/10

PUNT RETURNS

Most Punt Returns

6 @ N.O., 1/3/88

Most Punt Return Yards

143 @ N.O., 1/3/88

Most Punt Returns, Opponent

7 vs. LA Rams, 12/26/76

Most Punt Return Yards, Opponent

109 vs. Phi., 1/4/09

KICKOFF RETURNS

Most Kickoff Returns

6 @ Dal., 12/28/96

8 @ Stl., 1/16/00

8 @ NYG, 1/14/01

Most Kickoff Return Yards

174 @ Stl., 1/16/00

Most Kickoff Returns, Opponent

8 @ Was., 1/9/88

Most Kickoff Return Yards, Opponent

183 @ N.O., 1/24/10

FUMBLES

Most Fumbles

6 @ N.O., 1/24/10

Most Fumbles Lost

4 @ Dal., 12/28/96

Most Fumbles, Opponent

5 vs. S.F., 12/27/70

Most Fumbles Lost, Opponent

3 vs. S.F., 12/27/70

3 vs. LA Rams, 12/29/74

PLAYOFF RESULTS

1968 (8-6 regular season, NFL Central Champions)

Western Conference Championship
at Baltimore (60,238)12/22/68.....14-24 L

1969 (12-2 regular season, NFL Central Champions)

Western Conference Championship
vs. L.A. Rams (47,900)12/27/69.....23-20 W
NFL Championship
vs. Cleveland (47,900)1/4/70.....27-7 W
Super Bowl IV (New Orleans, LA)
vs. Kansas City (80,562)1/11/70.....7-23 L

1970 (12-2 regular season, NFC Central Champions)

NFC Divisional Playoffs
vs. San Francisco (46,050)12/27/70.....14-17 L

1971 (11-3 regular season, NFC Central Champions)

NFC Divisional Playoffs
vs. Dallas (49,100)12/25/71.....12-20 L

1973 (12-2 regular season, NFC Central Champions)

NFC Divisional Playoffs
vs. Washington (46,409)12/22/73.....27-20 W
NFL Championship Game
at Dallas (60,272)12/30/73.....27-10 W
Super Bowl VIII (Houston, TX)
vs. Miami (68,142)1/13/74.....7-24 L

1974 (10-4 regular season, NFC Central Champions)

NFC Divisional Playoffs
vs. St. Louis (44,626)12/21/74.....30-14 W
NFL Championship Game
vs. L.A. Rams (47,404)12/29/74.....14-10 W
Super Bowl IX (New Orleans, LA)
vs. Pittsburgh (80,997)1/12/75.....6-16 L

1975 (12-2 regular season, NFC Central Champions)

NFC Divisional Playoffs
vs. Dallas (45,425)12/28/75.....14-17 L

1976 (11-2-1 regular season, NFC Central Champions)

NFC Divisional Playoffs
vs. Washington (47,221)12/18/76.....35-20 W
NFL Championship Game
vs. L.A. Rams (47,191)12/26/76.....24-13 W
Super Bowl XII (Pasadena, CA)
vs. Oakland (103,438)1/9/77.....14-32 L

1977 (9-5 regular season, NFC Central Champions)

NFC Divisional Playoffs
at L.A. Rams (62,538)12/26/77.....14-7 W
NFL Championship Game
at Dallas (61,968)1/1/78.....6-23 L

1978 (8-7-1 regular season, NFC Central Champions)

NFC Divisional Playoffs
at L.A. Rams (69,631)12/31/78.....10-34 L

1980 (9-7 regular season, NFC Central Champions)

NFC Divisional Playoffs
at Philadelphia (68,434)1/3/81.....16-31 L

1982 (5-4 regular season, strike-shortened season)

NFC First-Round Playoffs.....
vs. Atlanta (60,560)1/9/83.....30-24 W
NFL Second-Round Playoffs
at Washington (54, 593)1/15/83.....7-21 L

1987 (8-7 regular season, NFC Central runner-up)

NFC First-Round Playoffs
at New Orleans (68,127)1/3/88.....44-10 W
NFL Divisional Playoffs
at San Francisco (62,547)1/9/88.....36-24 W
NFL Championship Game
at Washington (55,212)1/17/88.....10-17 L

1988 (11-5 regular season, NFC Central runner-up)

NFC First-Round Playoffs
vs. L.A. Rams (57,666)12/26/88.....28-17 W
NFL Divisional Playoffs
at San Francisco (61,848)1/1/89.....9-34 L

1989 (10-6 regular season, NFC Central Champions)

NFC Divisional Playoffs
at San Francisco (64,585)1/6/90.....13-41 L

1992 (11-5 regular season, NFC Central Champions)

NFC First-Round Playoffs
vs. Washington (57,353)1/2/93.....7-24 L

1993 (9-7 regular season, NFC Central runner-up)

NFC First-Round Playoffs
at N.Y. Giants (75,089)1/9/94.....10-17 L

1994 (10-6 regular season, NFC Central Champions)

NFC First-Round Playoffs
vs. Chicago (60,347)1/1/95.....18-35 L

1996 (9-7 regular season, NFC Central runner-up)

NFC First-Round Playoffs
at Dallas (64,682)12/28/96.....15-40 L

1997 (9-7 regular season, NFC Central 4th place)

NFC First-Round Playoffs
at N.Y. Giants (77,710)12/27/97.....23-22 W
NFL Divisional Playoffs
at San Francisco (65,018)1/3/98.....22-38 L

1998 (15-1 regular season, NFC Central Champions)

NFC Divisional Playoffs
vs. Arizona (63,760)1/10/99.....41-21 W
NFL Championship
vs. Atlanta (64,060)1/17/99.....27-30 L (OT)

1999 (10-6 regular season, NFC Central runner-up)

NFC First-Round Playoffs
vs. Dallas (64,056)1/9/00.....27-10 W
NFL Divisional Playoffs
at St. Louis (66,194)1/16/00.....37-49 L

2000 (11-5 regular season, NFC Central Champions)

NFC Divisional Playoffs
vs. New Orleans (63,881)1/6/01.....34-16 W
NFL Championship
at NY Giants (79,310)1/14/01.....0-41 L

2004 (8-8 regular season, NFC North runner-up)

NFC First-Round Playoffs
at Green Bay (71,075)1/9/05.....31-17 W
NFL Divisional Playoffs
at Philadelphia (67,222)1/16/05.....14-27 L

2008 (10-6 regular season, NFC North Champions)

NFC First-Round Playoffs
vs. Philadelphia (61,746)1/4/09.....14-26 L

2009 (12-4 regular season, NFC North Champions)

NFC Divisional Playoffs
vs. Dallas (63,547)1/17/10.....34-3 W
NFL Championship
at New Orleans (71,276)1/24/10.....28-31 L (OT)

2012 (10-6 regular season, NFC North runner-up)

NFC First-Round Playoffs
at Green Bay (71,548)1/5/13.....10-24 L

2015 (11-5 regular season, NFC North Champions)

NFC First-Round Playoffs
vs. Seattle (52,090)1/10/16.....9-10 L

2017 (13-3 regular season, NFC North Champions)

NFC Divisional Playoffs
vs. New Orleans (66,612)1/14/18.....29-24 W
NFL Championship
at Philadelphia (69,596)1/21/18.....7-38 L

2019 (10-6 regular season, NFC North runner-up)

NFC First-Round Playoffs
at New Orleans (73,308)1/5/20.....26-20 W (OT)
NFL Divisional Playoffs
at San Francisco1/11/20.....10-27 L

THE LAST TIME - PLAYOFFS

BY THE VIKINGS	CATEGORY	BY AN OPPONENT
403 yards, vs New Orleans, 1/14/18	400 Yards Total Offense	456 yards, at Philadelphia, 1/21/18
Has never happened	500 Yards Total Offense	518 yards, at N.Y. Giants, 1/14/01
Case Keenum, 318 yards, vs. New Orleans, 1/14/18	300 Yards Passing In A Game By A Player	Nick Foles, 352 yards, at Philadelphia, 1/21/18
Jeff George, 424 yards, at St. Louis, 1/16/00	400 Yards Passing In A Game By A Player	Has never happened
Brett Favre, vs Dallas, 1/17/10	4 TD Passes In A Game By A Player	Kerry Collins (5), at N.Y. Giants, 1/14/01
Adrian Peterson, 122 yards, at New Orleans, 1/24/10	100 Yards Rushing In A Game By A Player	Tevin Coleman, 105 yards, at San Francisco, 1/11/20
Has never happened	200 Yards Rushing In A Game By A Player	Has never happened
Adam Thielen, 129 yards, at New Orleans, 1/5/20	100 Yards Receiving In A Game By A Player	Ike Hilliard, 155 yards, at N.Y. Giants, 1/14/01
Anthony Carter, 227 yards, at S.F., 1/9/88	200 Yards Receiving In A Game By A Player	Has never happened
Adrian Peterson, at New Orleans, 1/24/10	3 TDs Rushing In A Game By A Player	Has never happened
Sydney Rice, (47, 16, 45) vs. Dallas, 1/17/10	3 TD Catches In A Game By A Player	Has never happened
Adrian Peterson, at New Orleans, 1/24/10 (3 rushing)	3 TD In A Game By A Player	Nick Foles, at Philadelphia, 1/21/18 (3 passing)
Has never happened	4 TD In A Game By A Player	Has never happened
Has never happened	3 INTs In A Game By A Player	Has never happened
Anthony Carter, 84 yards, at New Orleans, 1/3/88	Punt Returned For A TD	Golden Richards, 63 yards, at Dallas, 12/30/73
Has never happened	Kickoff Returned For A TD	Tony Horne, 95 yards, at St. Louis, 1/16/00
Reggie Rutland, 27 yards, at San Francisco, 1/9/88	INT Returned For A TD	Patrick Robinson, 50 yards, at Philadelphia, 1/21/18
Nate Wright, 20 yards, vs. St. Louis, 12/21/74	Fumble Returned For A TD	Kevin Miniefield, 48 yards, vs. Chicago, 1/1/95
Scott Studwell, at L.A. Rams, 12/31/78	Punt Blocked	Spencer Tillman, at San Francisco, 1/6/90
Terry Brown, recovered in end zone, vs. Pittsburgh 1/12/75 (Blocked by Matt Blair)	Punt Blocked For TD	Doug Rogers recovered blocked kick in end zone, vs. Atlanta, 1/9/83 (Blocked by Paul Davis)
Has never happened	Punt Blocked For Safety	Has never happened
Ron Jaworski tackled in end zone by Doug Martin and Matt Blair, at Philadelphia, 1/3/81	Safety Recorded	Fran Tarkenton tackled in end zone, vs. Pittsburgh, 1/12/75
Matt Blair, at Philadelphia, 1/3/81	Field Goal Blocked	at Green Bay, 1/9/05
Bobby Bryant, 90 yards, vs. L.A. Rams, 12/26/76	Blocked FG Returned For A TD	Has never happened
Chuck Nelson, at San Francisco, 1/1/89	PAT Missed (1 pt.)	Mike Cofer, at San Francisco, 1/6/90
Carl Eller, at Dallas, 1/1/78	PAT Blocked	Has never happened
Has never happened	50 Points Scored In A Game	Has never happened
Minnesota 41, Miami 17, 12/16/18	40 Points Scored In A Game	N.Y. Giants 41, Minnesota 0, 1/14/01
Has never happened	Shutout Scored	N.Y. Giants 41, Minnesota 0, 1/14/01
Minnesota 26, New Orleans 20, 1/5/20	Overtime Victory	New Orleans 31, Minnesota 28, 1/24/10
Leroy Hoard run, at St. Louis, 1/16/00	Successful Two-Point Conversion	Has never happened

VIKINGS LORE

FRANCHISE FOUNDED – Minnesota was granted an NFL franchise at the league owners' meetings in Miami on Jan. 28, 1960. The team began play in 1961. The founding group consisted of Max Winter, E. William Boyer, H.P. Skoglund, Ole Haugrud and Bernard H. Ridder, Jr.

ROSE NAMED GENERAL MANAGER – In August 1960, former Los Angeles Rams Public Relations Director Bert Rose was named the team's first General Manager.

TEAM NICKNAMES – In one of his first moves with the team, Bert Rose recommended the nickname "Vikings" to the Board of Directors. The name was selected because it represented both an aggressive person with the will to win and the Nordic tradition in the upper Midwest.

FIRST COLLEGE DRAFT – On Dec. 27, 1960, RB Tommy Mason of Tulane was taken with the 1st overall choice and the first-ever draft pick utilized by the Vikings. Also selected that year were QB Fran Tarkenton (3rd round) and DB Ed Sharrockman (5th round).

FIRST HEAD COACH – Norm Van Brocklin was selected as the first head coach in franchise history on Jan. 18, 1961. He retired as a player in 1960 after 12 seasons in the NFL as a Hall of Fame QB who led Philadelphia to the NFL title in his final season on the field in 1960. Known as "The Dutchman" his tenacious style was infamous as a player and coach.

EXPANSION DRAFT – Following the 1960 season, the Vikings were allowed to select 3 players from the roster of each team after each team was allowed to protect 30 of their 38 players. Dallas, a 1960 expansion team, was exempt from this process. Among the future Vikings stalwarts selected in the Jan. 26, 1961 Expansion Draft were OL Gady Alderman (Detroit) and RB Hugh McElhenney (San Francisco).

ASSIGNED CONFERENCE – On April 12, 1961, the NFL assigned the Vikings to the Western Conference. Minnesota joined Baltimore, Chicago, Detroit, Green Bay, Los Angeles and San Francisco in the conference.

TRAINING CAMP OPENS IN BEMIDJI – The fledgling Vikings opened their debut training camp on the campus of Bemidji State University on July 7, 1961.

FIRST GAME – In the first game in franchise history, the Vikings played the Dallas Cowboys in a preseason game in Sioux Falls, SD, on Aug. 5, 1961. The Cowboys defeated the Vikings, 38-13.

FIRST HOME GAME – The Minnesota Vikings played the Los Angeles Rams in preseason action at Metropolitan Stadium in Bloomington, MN, on Sept. 10, 1961, the team's first game in the Twin Cities. The Rams defeated the Vikings, 21-17.

FIRST REGULAR-SEASON GAME – In a stunning upset, the Vikings defeated the Chicago Bears, 37-13, at Metropolitan Stadium in the Vikings' first NFL regular-season game on Sept. 17, 1961. Kicker Mike Mercer scored the first points in team history with a 12-yard field goal. Bob Schnelker scored the team's first touchdown on a 14-yard pass from Fran Tarkenton. In his NFL debut Tarkenton came off the bench to complete 17-of-23 passes for 250 yards and 4 touchdowns.

FIRST PRO BOWLERS – On Jan. 14, 1962, RB Hugh McElhenney and WR Jerry Reichow became the first Vikings to compete in the Pro Bowl.

They were part of the Western Conference All-Stars who beat the Eastern Conference squad, 31-30, at the Los Angeles Coliseum.

FIRST ALL-PRO – In 1963 RB Tommy Mason, who was the team's first ever draft choice, was the first Vikings player to earn All-Pro recognition. He was a consensus pick after rushing for 763 yards and 7 TDs on 166 carries (4.6 avg.).

FLATLEY HONORED – Rookie WR Paul Flatley capped an impressive debut season by earning NFL Rookie of the Year honors from AP and UPI. Flatley hauled in 51 passes for 867 yards and 4 TDs on the season.

FINKS HIRED – On Sept. 11, 1964, Jim Finks was named the team's second general manager, succeeding Bert Rose, who resigned in June, 1964. Finks previously had served as general manager for Calgary of the Canadian Football League for 7 years.

FIRST WINNING SEASON – Minnesota won its final 3 regular-season games in 1964 to achieve

the first winning season in team history with an 8-5-1 record. The Vikings tied for 2nd in the NFL Western Conference behind the Baltimore Colts.

MET EXPANDED – A new grandstand was constructed on the east side of Metropolitan Stadium that increased capacity from 41,200 to 47,200. The new seats were formally dedicated on Aug. 20, 1965, when Minnesota played Philadelphia in a preseason game.

NFL RE-ALIGNED – On Dec. 2, 1966, Minnesota, Chicago, Detroit and Green Bay were chosen to make up the newly-formed Central Division of the Western Conference of the NFL.

VAN BROCKLIN RESIGNS – After compiling a 29-51-4 record while leading the Vikings in their first six years of existence, Head Coach Norm Van Brocklin resigned in Feb. 11, 1967. His best season was 1964, when he led the team to a tie for 2nd place in the NFL Western Conference with an 8-5-1 record.

TARKENTON TRADED – On March 7, 1967, QB Fran Tarkenton is traded to the NY Giants for a 1st and 2nd-round choice in 1967, a 1st-round choice in '68 and a 2nd-round choice in '69. With the picks Minnesota selected Clinton Jones and Bob Grim in '67, Norm Yary in '68 and Ed White in '69.

GRANT NAMED HEAD COACH – Bud Grant was named the 2nd head coach in Vikings history on March 10, 1967. He came to Minnesota after leading the Winnipeg Blue Bombers to 4 Grey Cup titles in 10 years as head coach.

FIRST DIVISION TITLE – On Dec. 15, 1968, the Vikings defeated the Philadelphia Eagles, 24-17, at Franklin Field then retired to the dressing room to listen to the Chicago-Green Bay game on the radio. Minnesota needed the Bears to lose to clinch the Vikings' 1st Division title. Chicago tried to rally from a 28-10 4th quarter deficit but eventually fell 28-17.

FIRST PLAYOFF GAME – On Dec. 22, 1968, in the first playoff game in franchise history, the Colts defeated the Vikings, 24-14, in the Western Conference Championship Game at Baltimore's Memorial Stadium. Minnesota trailed 21-0 in the 4th quarter. The Vikings rallied but fell short.

SECOND DIVISION TITLE – On Nov. 27, 1969, the Vikings shut out Detroit, 27-0, at Tiger Stadium to clinch the franchise's 2nd division title. The victory over the Lions was the 10th of a 12-game win streak, the longest in the NFL in 35 years. Minnesota finished the season with the NFL's best record (12-2) of '69.

FIRST PLAYOFF WIN – On Dec. 27, 1969, in the 1st playoff game in Minnesota, the Vikings came back to defeat the LA Rams, 23-20, in the Western Conference Championship. Minnesota overcame deficits of 17-7 at half and 20-14 in the 4th quarter for the 1st postseason win.

FIRST NFL CHAMPIONSHIP GAME – The Vikings defeated the Browns, 27-7, in the NFL Championship Game on Jan. 4, 1970, at Metropolitan Stadium. Minnesota became the 1st modern NFL expansion team to win an NFL Championship Game. The Vikings dominated the game, leading 27-0 at one point.

FIRST SUPER BOWL – On Jan. 11, 1970, the Vikings lost to Kansas City, 23-7, in Super Bowl IV

at Tulane Stadium in New Orleans. Not only was the game the 1st Super Bowl in franchise history, but it was the 1st Super Bowl played by a modern expansion team.

AFI-NFL MERGER LEADS TO RE-ALIGNMENT – In January 1970 the modern NFL was divided into the American Conference (AFC) and National Conference (NFC) with an Eastern, Central and Western Division in each Conference. Minnesota is assigned to the NFC Central with foes Chicago, Detroit and Green Bay.

THIRD DIVISION TITLE – On Dec. 5, 1970, the Vikings defeated the Bears, 16-13, at Metropolitan Stadium to clinch their 3rd straight division title. Minnesota hosted San Francisco in a divisional playoff game but lost, 17-14. For the 2nd consecutive season, the Vikings had the league's best record with a 12-2 mark.

FOURTH DIVISION TITLE – On Dec. 11, 1971, the Vikings defeated the Lions, 29-10, at Metropolitan Stadium to clinch their 4th-straight division title. Minnesota finished the year with an 11-3 mark, which tied Dallas for the league's best record in '71. The Vikings lost to the eventual Super Bowl champion Cowboys, 20-12, in a divisional playoff game at Metropolitan Stadium.

PAGE NAMED NFL'S MVP – In 1971 Alan Page became the first defensive player to be named the Most Valuable Player of the National Football League by the Associated Press. Page headed a Vikings defense that held opponents to fewer than 10 points a game to lead the league in scoring defense for the 3rd consecutive year.

VIKINGS RE-Acquire TARKENTON – On January 27, 1972 the Vikings traded Norm Snead, Bob Grim, Vince Clements and a 1st-round choice in '72 and '73 to the NY Giants for Fran Tarkenton.

BOYER DIES – On February 19, 1973 E. William Boyer passed away. He was one of the prime forces in the drive to bring an NFL franchise to Minnesota. Boyer was president of the Vikings from 1960-64 and sat on the Board of Directors for the first 12 years of the team's existence. He was replaced on the team's Board of Directors by his son-in-law Jack Steele.

FIFTH DIVISION TITLE – The Vikings began the '73 season with 9 straight victories and clinched the NFC Central championship before they even lost a game. Minnesota clinched the division crown by defeating Detroit, 28-7, at Metropolitan Stadium on Nov. 11, 1973. The Vikings finished with a 12-2 mark, which tied for the best record in the league that year.

SECOND SUPER BOWL – On Jan. 13, 1974, the Vikings played in the 2nd Super Bowl in franchise history against the Miami Dolphins at Rice Stadium in Houston, TX. The Dolphins prevailed, 24-7. Minnesota earned the trip to Super Bowl VIII by defeating Dallas, 27-10, in the NFC Championship game.

FINKS RESIGNS – After the 1973 season, Executive Vice President and General Manager Jim Finks resigned. Under Finks, who was hired in 1964, the Vikings won 5 division titles and appeared in 2 Super Bowls. He also hired Bud Grant as head coach in '67.

SIXTH DIVISION TITLE – On Dec. 1, 1974, the Vikings clinched the NFC Central crown by



The Vikings were well represented at the Pro Bowl following the 1970 season by (L-R): K Fred Cox, S Karl Kasselke, WR Gene Washington, DE Carl Eller, DT Gary Larsen, DT Alan Page, RB Dave Osborn.

defeating the Saints, 29-9, at Metropolitan Stadium, while the Packers lost, 36-14, at Philadelphia. Minnesota tied for the best record in the NFC with a 10-4 mark.

THIRD SUPER BOWL – The Vikings played in their 2nd straight Super Bowl, losing to the Pittsburgh Steelers, 16-6, at Tulane Stadium in New Orleans on Jan. 12, 1975. Minnesota earned a trip to Super Bowl IX by defeating the Los Angeles Rams, 14-10, at Metropolitan Stadium on Dec. 29, 1974.

FRONT OFFICE CHANGES – In the spring of 1975, Max Winter, one of the team's founders and its president since 1965, took over active management of the franchise. In addition, Mike Lynn, who was hired as an assistant to the president on Aug. 15, 1974, was named the team's general manager.

SEVENTH DIVISION TITLE – The Vikings clinched their 3rd straight NFC Central title and their 7th division championship in 8 years on Thanksgiving Day Nov. 27, 1975, when the Lions lost to the Rams, 20-0. Minnesota won 10 consecutive games to start the season and finished the year with the best record (12-2) in the NFL. The Vikings were upset, 17-14, in the divisional playoffs at Metropolitan Stadium on Dec. 28, 1975, when the Dallas Cowboys scored on a last minute 50-yard touchdown pass.

TARKENTON NAMED LEAGUE MVP – Quarterback Fran Tarkenton was named the NFL's Most Valuable Player for 1975 after leading the Vikings to the league's best record (12-2). He led the NFC and finished 2nd in the NFL in passing with a 91.7 rating. He completed 273-of-425 passes for 2,994 yards and 25 TDs with 13 INTs.

HAUGSRUD DIES – Ole Haugsrud passed away on March 13, 1976. He was one of the prime forces in the drive to bring an NFL franchise to Minnesota. Haugsrud sat on the Board of Directors for 16 years of the team's existence. He was replaced on the team's Board of Directors by his widow Margaret Haugsrud.

EIGHTH DIVISION TITLE – The Vikings clinched their 4th consecutive NFC Central championship and their 8th division title in 9 years by defeating the Packers, 17-10, at Milwaukee County Stadium on Nov. 21, 1976. Minnesota finished the season with the best record in the NFC at 11-2-1.

FOURTH SUPER BOWL – The Vikings played in their 3rd Super Bowl in 4 years against the Oakland Raiders at the Rose Bowl in Pasadena, CA, on Jan. 9, 1977. Minnesota lost, 32-14. The Vikings earned a trip to Super Bowl XI by defeating the Rams, 24-13, at Metropolitan Stadium on Dec. 26, 1976, in what ended up being the last Vikings playoff game at the Met.

KAPLAN NAMED TO BOARD – In 1977 team attorney Sheldon Kaplan was named to the Vikings Board of Directors. He replaced Bernard H. Ridder, Jr., who was one of the team's 5 founders.

NINTH DIVISION TITLE – The Vikings clinched the NFC Central crown on the season's final weekend by defeating the Lions, 30-21, in Detroit on Dec. 17, 1977. Minnesota wrapped up its 5th straight NFC Central title and its 9th division crown in 10 seasons.

FOURTH NFC CHAMPIONSHIP GAME – On Jan. 1, 1978 the Vikings played Dallas in their 4th NFC Championship Game in 5 years at Texas Stadium. Minnesota lost 23-6 to the Super Bowl champs.

CHANGES ON BOARD – John Skoglund and Vi-

king General Manager Mike Lynn were named to the team's Board of Directors replacing Margaret Haugsrud and H.P. Skoglund, who was one of the team's founders and passed away on November 5, 1977. Haugsrud joined the board in 1976, replacing her husband Ole, who passed away.

10TH DIVISION TITLE – Despite losing in the regular-season finale to the Raiders, 27-20, on Dec. 17, 1978, at Oakland-Alameda County Coliseum, the Vikings captured the NFC Central title when the Packers, who played at the same time as Minnesota, lost to the Rams, 31-14, at the LA Coliseum. It was the Vikings' 6th straight NFC Central crown and their 10th division championship in 11 years.

METRODOME GROUND BREAKING – In December, 1979, ground was broken for construction of the Hubert H. Humphrey Metrodome in downtown Minneapolis. The stadium, designed to house both the Vikings and Twins, was scheduled to open in April, 1982.

11TH DIVISION TITLE – Minnesota clinched its 7th NFC Central title in 8 years by defeating the Browns, 28-23, at Met Stadium on Dec. 14, 1980. It also was the Vikings' 11th division title in 13 seasons. Minnesota lost to the NFC Champion Eagles, 31-16, at Veterans Stadium on Jan. 3, 1981 in the divisional playoffs.

WINTER PARK OPENS – On May 15, 1981, the Vikings moved into a new facility in Eden Prairie that houses the team's offices, locker room and practice fields. The complex was named "Winter Park" after Max Winter, one of the Vikings founders who served as the team's president from 1965-87.

FAREWELL MET – On Dec. 20, 1981, the Vikings hosted the Chiefs in Minnesota's final game at Metropolitan Stadium. The Vikings lost, 10-6. The final points at the stadium were scored on a 33-yard field goal by Minnesota kicker Rick Danmeier. The last Vikings touchdown at Met Stadium was scored on a 6-yard run by Ted Brown against Green Bay on Nov. 29, 1981.

METRODOME OPENS – The Vikings played their 1st game at the Metrodome in a preseason matchup against Seattle on Aug. 21, 1982. Minnesota prevailed, 7-3. The 1st touchdown in the new facility was scored by Joe Senner on an 11-yard pass from Tommy Kramer. The 1st regular-season game in the Metrodome was the 1982 opener on September 12, when the Vikings defeated Tampa Bay, 17-10. Rickey Young scored the 1st regular-season touchdown in the facility on a 3-yard run in the 2nd quarter.

12TH PLAYOFF APPEARANCE – In a strike-shortened 9-game 1982 season, the Vikings won 3-of-their-last-4 regular-season games to earn a post-season berth.

FIRST DOME PLAYOFF GAME – On Jan. 9, 1983, the Vikings defeated Atlanta, 30-24, in a 1st-round game that was the 1st playoff matchup in the Metrodome. Minnesota lost to the eventual Super Bowl Champion Redskins, 21-7, in the NFC semi-finals at RFK Stadium on Jan. 15, 1983.

GRANT RETIRES – On Jan. 27, 1984, Bud Grant retired as Head Coach of the Vikings. In 17 seasons Grant led Minnesota to 12 playoff appearances, 11 division titles and 4 Super Bowls. His career regular-season record was 151-87-5 (632).

STECKEL HIRED – Les Steckel, who was an offensive assistant with the Vikings for 5 seasons, was named the 3rd head coach in franchise history on Jan. 29, 1984. Steckel, who came to

the Vikings in 1979 after working as an assistant with the 49ers, was the youngest head coach in the NFL in '84 at age 38.

GRANT RETURNS – On Dec. 18, 1984, Bud Grant was re-hired as head coach. He replaced Les Steckel who guided the team in 1984 after Grant retired following the 1983 season.

GRANT RE-RETIRES – On Jan. 6, 1986 following the 1985 season, Bud Grant retired as head coach of the Vikings. He originally retired after the 1983 season but returned in '85. At the time of his retirement he was the 6th winningest coach in NFL history with 168 career wins, including playoffs. In 18 seasons he led the team to a 158-96-5 regular-season record.

BURNS HIRED – Longtime Vikings assistant coach Jerry Burns was named the 4th head coach in team history on Jan. 6, 1986. He served as the Vikings offensive coordinator from 1968-85, when the team won 11 division titles and played in 4 Super Bowls.

TARKENTON ENSHRINED – On Aug. 2, 1986, Fran Tarkenton became the 1st player who spent the majority of his career with the Vikings to be inducted into the Pro Football Hall of Fame. He retired following the 1978 season with then NFL career records for passing yards (47,003), completions (3,686) and touchdown passes (342). He led the team to 6 NFC Central titles, 4 NFC Championship Games and 3 Super Bowls.

13TH PLAYOFF APPEARANCE – Despite a strike replacement unit that saddled the Vikings with 3 losses, the team made the playoffs as a wild-card entrant with an 8-7 record in 1987. It was the team's 1st postseason appearance under Jerry Burns.

FIFTH NFC CHAMPIONSHIP GAME – The Vikings played the Redskins in the NFC Championship Game on Jan. 17, 1988, at RFK Stadium. Trailing 17-10, the Vikings drove to the Redskins' 6-yard line with a little over a minute left in the game but failed to get the ball into the end zone. Minnesota upset New Orleans, 44-10, at the Superdome and San Francisco, 36-24, at Candlestick Park in the first 2 rounds of the playoffs to earn a trip to the conference title game.

BOARD ADDS MEMBERS – Four people were added to the Vikings Board of Directors in 1988. Joining Max Winter, John Skoglund, Jack Steele, Sheldon Kaplan and Mike Lynn were Wheelock Whitney, Jaye Dyer, Irwin Jacobs and Carl Pohlad.

PAGE INSHRINED – On July 30, 1988, Alan Page became the 2nd player who spent the majority of his career with the Vikings to be inducted into the Pro Football Hall of Fame. Drafted by Minnesota in the 1st round in 1967, Page made the Pro Bowl 9 times. In 1971 he became the 1st defensive player to be named the NFL's Most Valuable Player by Associated Press. Page played on teams that won 10 NFC Central titles and played in 4 Super Bowls.

14TH PLAYOFF APPEARANCE – The Vikings won 6-of-their-last-7 games in 1988 to earn a wild-card berth into the playoffs. Minnesota finished with an 11-5 record then defeated the Rams, 26-17, on December 26 in the 1st round playoff game at the Metrodome. The Vikings fell the following week to eventual Super Bowl winner San Francisco at Candlestick Park.

REMAINING FOUNDER LEAVES BOARD – In 1989, Max Winter, the last of the original 5 Vikings' founders on the team's Board of Directors, left the board. He also served as the team's president from 1965-87. He was replaced on the board by Gerald Schwalbach.

WALKER ACQUIRED – On Oct. 12, 1989, the Vikings acquired Herschel Walker from Dallas for Issiac Holt, David Howard, Darrin Nelson, Jesse Solomon, Alex Stewart, a 1st-round choice in 1992, conditional 1st-round choices in 1990 and '91, conditional 2nd-round choices in 1990, '91 and '92, and a conditional 3rd-round choice in 1992. The final result of the trade gave the Vikings Walker, a 3rd (Mike Jones), 5th (Reggie Thornton) and 10th-round choice (Pat Newnam) in 1990 and a 3rd-round choice in 1991 (Jake Reed), while Dallas received all 5 players, a 1st, 2nd and 6th-round choice in 1990, a 1st and 2nd-round choice in 1991 and a 1st, 2nd and 3rd-round choice in 1992.

12TH DIVISION TITLE – The Vikings captured their 12th division title since 1968 by defeating the Cincinnati Bengals, 29-21, at the Metrodome in a Monday night game on Christmas Day in



The home-field advantage at Met Stadium helped the club become a perennial NFC power and claim the NFC Central title

1989. It also was Minnesota's 15th postseason appearance in the past 22 years. The Vikings finished the season with a 10-6 record but lost to eventual Super Bowl Champion San Francisco 41-13, at Candlestick Park in the divisional playoffs on Jan. 6, 1990.

HEADRICK NAMED TEAM PRESIDENT – On Jan. 1, 1991, Roger Headrick became president and CEO of the Vikings. He replaced Mike Lynn as the person in charge of day-to-day operations of the club. In addition Headrick and Philip Maas replaced Jack Steele and Sheldon Kaplan on the board of directors.

BURNS RETIRES – On Dec. 3, 1991, Jerry Burns announced his retirement effective at the end of the season. In 6 seasons as Head Coach of the Vikings, Burns compiled a career record of 52-43 (.547). He also led Minnesota to 3 playoff appearances, including a division title and an NFC Championship Game.

CHANGES ON BOARD – On Dec. 16, 1991, the team's ownership structure was reorganized. Irwin Jacobs and Carl Pohlad sold their shares to a group consisting of Vikings President/CEO Roger Headrick, John Skoglund, Jaye Dyer, Philip Maas, Mike Lynn, Wheelock Whitney, James Binger, Bud Grossman, Elizabeth MacMillan and Carol Sperry.

GREEN NAMED HEAD COACH – On Jan. 10, 1992, Dennis Green was named the 5th Head Coach in team history. He came to Minnesota after turning around a struggling Stanford University football program as head coach there from 1989-91.

13TH DIVISION TITLE – On Dec. 20, 1992 the Vikings defeated the Steelers, 6-3, at Three Rivers Stadium to earn the franchise's 13th division title. It also was Minnesota's 16th playoff season since 1968. Dennis Green also posted the most victories (11) and the 1st division title by a 1st-year head coach in team history.

17TH PLAYOFF APPEARANCE – In 1993, for the first time since 1974, the Vikings won their final 3 regular-season games to earn a Wild-Card playoff berth. It was the team's 17th postseason appearance since 1968. Minnesota lost to the Giants, 17-10, in Giants Stadium in a first-round playoff game on Jan. 9, 1994.

MOON ACQUIRED – On April 14, 1994 the Vikings traded a 4th-round draft choice in 1994 and a 3rd-round draft choice in 1995 to the Houston Oilers for quarterback Warren Moon, who has thrown for more yardage and touchdowns as a professional than any other player. He set team season records for passing yards (4,264) in '94 and for completions (377) and touchdown passes (33) in '95.

GRANT ENSHRINED – On July 30, 1994, Bud Grant was inducted into the Pro Football Hall of Fame. He coached the Vikings from 1967-83 then again in '85. During his tenure Minnesota made the playoffs 12 times, won 11 division titles and played in 4 Super Bowls. Grant was the first person to be elected to the Pro Football Hall of Fame and the Canadian Football League Hall of Fame.

14TH DIVISION TITLE – On the final day of the 1994 regular season, the Vikings defeated the 49ers, 21-14, in a Monday night game to earn their 2nd NFC Central title in 3 seasons and their 3rd straight playoff berth. It also was Minnesota's 14th division title and 18th postseason appearance since 1968. Dennis Green became only the 7th NFL coach to lead his team to the playoffs in his first 3 seasons.

FINKS ENSHRINED – Former Vikings General Manager Jim Finks was inducted into the Pro Football Hall of Fame on July 29, 1995. During his decade with Minnesota, the team won 5 division titles and appeared in 2 Super Bowls. Finks passed away on May 8, 1994, and was inducted posthumously, represented by his family.

WINTER PASSES AWAY – Max Winter, who served as the owner and President of the Vikings from 1965-87, passed away on July 26, 1996. He was one of the prime forces bringing an NFL franchise to Minnesota and was a big factor in the building of the Metrodome and attracting Super Bowl XXVI to the Twin Cities.

19TH PLAYOFF APPEARANCE – On Dec. 15, 1996, the Vikings defeated the Buccaneers, 21-10, in the Metrodome. After a Washington loss to Arizona later that day, Minnesota was guaranteed a playoff berth for the 19th time since 1968

and the 4th in 5 seasons under Dennis Green. The Vikings lost, 40-15, at Dallas in a first-round game on Dec. 28, 1996.

20TH PLAYOFF APPEARANCE – On Dec. 21, 1997, the Vikings beat the Colts in the regular season finale to reach the playoffs for the 20th time in team history and the 5th time in 6 seasons under Dennis Green. The Vikings went on the road and came back from 16 points down to defeat the NY Giants 23-22 at the Meadowlands on Dec. 27, 1997. It was the biggest comeback win in team playoff history and the 5th biggest postseason comeback in NFL history. The following week the Vikings lost, 38-22, to the San Francisco 49ers at 3Com Park in the Divisional Playoffs on Jan. 3, 1998.

KRAUSE ENSHRINED – On Aug. 1, 1998, Paul Krause was inducted into the Pro Football Hall of Fame. Krause played free safety with the Vikings from 1968-79 and the Redskins from 1964-67. He holds the NFL record for career interceptions with 81. Krause was selected to 8 Pro Bowls in his 15-year career.

BOARD AGREES TO SELL – On July 3, 1998, The Minnesota Vikings 10 owners voted unanimously to accept the bid of Texas businessman B.J. "Red" McCombs to purchase the Vikings.

NFL APPROVES MCCOMBS – On July 28, 1998, the NFL owners unanimously approved Red McCombs' purchase of the Vikings, finalizing the change of ownership from the 10 previous owners to sole ownership by McCombs.

GREEN CONTRACT EXTENDED – Head Coach Dennis Green received a 3-year contract extension on September 5, the day before the 1998 opener vs. Tampa Bay.

VIKINGS 15 WINS BEST IN TEAM HISTORY – The Vikings won their 15th NFC Central Division title in 1998 and became only the 3rd team in NFL history to go 15-1 through the regular season with their 26-16 win at Tennessee in the regular season finale. The Vikings also established a new NFL scoring record with 556 points, breaking the mark of 541 set by the 1983 Redskins.

SIXTH NFC CHAMPIONSHIP GAME – The Vikings hosted Atlanta in the 6th NFC Championship game in franchise history with a berth in Super Bowl XXXIII on the line. The teams played to a 27-27 deadlock during regulation, forcing the game to overtime where the Falcons claimed a 30-27 win. It was the first NFC Championship game played in the Metrodome.

22ND PLAYOFF APPEARANCE – The Vikings turned their 1999 season around, winning eight of the final 10 games to finish 10-6 and host a 1st-round playoff game vs. Dallas. Robert Smith set a team post-season record with 140 rushing yards in the 27-10 win over the Cowboys. The Vikings led 49-37 to eventual Super Bowl XXXIV champion St. Louis in the Divisional Round at the TVA Dome.

CARTER NAMED MAN OF THE YEAR – Cris Carter was honored as the first recipient of the Walter Payton NFL Man of the Year Award for civic involvement, charity work and displaying high character on January 29, 2000, in a ceremony during Super Bowl week in Atlanta. The award was re-named after Payton, a Hall of Fame running back who died in 1999.

SMITH BREAKS TEAM RUSHING RECORD – Robert Smith surpassed Chuck Foreman's 20-year-old career rushing record in the team's 28-16 win at Chicago (10/15/00). Smith ended his career with 6,818 yards. He also established a new team record with 1,521 rushing yards on the season and held the team record with 29 career 100-yard games at the time of his retirement.

40TH ANNIVERSARY TEAM ANNOUNCED – The Vikings celebrated their 40th season of NFL football in 2000, highlighted by a luncheon on November 30 to introduce the Vikings 40th Anniversary Team. That night the Vikings topped Detroit 24-17 and Cris Carter caught his 1,000th pass on a 4-yard TD from Daunte Culpepper. Carter was only the 2nd player in NFL history to record 1,000 career receptions.

16TH DIVISION TITLE – The Vikings overcame every critic's expectations in 2000 to post an 11-5 regular-season record, win the franchise's 16th NFC Central title and made the 23rd playoff appearance in team history, ending in the 7th NFL Championship game at Giants Stadium.

YARF ENSHRINED – On August 4, 2001, Ron Yarf was enshrined in the Pro Football Hall of



Orlando Thomas (42) and the Vikings defense was opportunistic in forcing turnovers under Dennis Green.

Fame. Yarf played 14 seasons with Minnesota and played in 4 Super Bowls and 7 Pro Bowls during his career.

TICE REPLACES GREEN – On January 4, 2002, Mike Tice replaced Dennis Green on the sideline for the Vikings. Tice coached the 2001 regular season finale at Baltimore. Green assembled a 97-62 regular season record at the helm of the Vikings. Green led the team to 4 NFC Central Division titles and twice played in the NFC Championship game.

TICE NAMED HEAD COACH – On January 10, 2002 Mike Tice was named the 6th Head Coach in Vikings history. Tice is the 3rd of the 6 Vikings Head Coaches to be promoted from within the team's coaching ranks but is the 1st Head Coach to have played for the Vikings.

NFL RE-ALIGNs – The 2002 season marked the re-alignment of the NFL as the League expanded to 32 teams when the Houston Texans joined as an expansion franchise. The NFL re-aligned into 8 divisions of 4 teams each. The Vikings moved into the newly-formed NFC North after years in the NFC Central.

VIKINGS LEAD NFL IN RUSHING – The 2002 Vikings led the NFL in rushing for the first time in team history with 2,507 yards for the season, an average of 156.7 yards per game. The team also established an NFL mark by becoming the 1st team to make a successful 2-point conversion to win a game when Daunte Culpepper scored on a 2-point run with :05 remaining in the game to give the Vikings a 32-31 win at New Orleans on December 15, 2002. Culpepper proved to be a dangerous runner himself in 2002, setting team records for attempts (106), yards (609) and rushing TDs (10) by a QB.

VIKINGS OFFENSE RANKS #1 – The 2003 Vikings became the 1st squad in franchise history to finish the season with the #1 ranked offense in the NFL, averaging 393.4 yards per game and scoring an average of 26.0 points per game.

ELLER ENSHRINED – On August 8, 2004, Carl Eller was enshrined in the Pro Football Hall of Fame. Eller, the Vikings career sacks leader, was a member of the vaunted Purple People Eaters defense.

WILF FAMILY TAKES OWNERSHIP – An investment group led by brothers Zygmunt and Mark Wilf were unanimously approved as the new owners of the Vikings by their fellow NFL owners on May 25, 2005. The Wilfs, owners of a real estate development company in New Jersey, took ownership in mid-June from former owner Red McCombs, who had owned the club since 1998. Joining the Wilfs ownership group is cousin Leonard Wilf, Reggie Fowler, David Mandelbaum and Alan Landis.

CHILDRESS TAKES THE HELM – The Vikings named Brad Childress the 7th head coach in

the history of the franchise on January 6, 2006. Childress comes to the Vikings after seven seasons with the Philadelphia Eagles, spending the 2002-05 seasons as offensive coordinator.

VIKINGS UNVEIL NEW UNIFORMS – The franchise made the most dramatic change to its uniforms in the history of the team during the 2006 offseason. The team unveiled the new uniforms before an enthusiastic crowd at Mall of America on April 27, 2006.

VIKINGS SEND 4 LINEMEN TO PRO BOWL

– The 2006 Vikings strong play along the defensive and offensive lines was recognized league-wide as C Matt Birk, G Steve Hutchinson, DT Kevin Williams and DT Pat Williams all earned Pro Bowl honors.

ROOKIE RUNS TO RECORDS – In only his 5th NFL game, rookie RB Adrian Peterson broke the team record for rushing yards in a game with 224 at Chicago (10/14/07). Three weeks later he topped that by setting the NFL single-game rushing record with 296 yards vs. San Diego (11/4/07). He went on to lead the NFC in rushing with 1,341 yards, was named All-Pro, NFL Offensive Rookie of the Year, started in the Pro Bowl and took home game MVP honors.

SOLID 7 EARN PRO BOWL TRIPS – The Vikings sent 7 players to Hawaii for the Pro Bowl, the most to earn the honor since the 2000 season. The team was represented by C Matt Birk, G Steve Hutchinson, S Darren Sharper, FB Tony Richardson, DT Kevin Williams, DT Pat Williams and RB Adrian Peterson.

BLOCKBUSTER TRADE LANDS ALLEN – The Vikings struck a deal with Kansas City to trade 2007 NFL sack leader DE Jared Allen to the club for the Vikings 1st-round (#17) pick in the 2008 Draft, a pair of 3rd-round picks in 2008 and a swap of 6th-round choices.

ZIMMERMAN ENSHRINED – On Aug. 2, 2008, T Gary Zimmerman was inducted into the Pro Football Hall of Fame. Zimmerman started all 108 games he played for the Vikings.

VIKINGS CLAIM FIRST NFC NORTH TITLE – The Vikings rattle off 9 wins in their last 12 games of 2008 to capture their 1st division title since 2000 and the team's 1st NFC North Championship since the NFC Central was realigned in 2002.

PETERSON LEADS NFL IN RUSHING – Second-year RB Adrian Peterson set a team record with 1,760 yards rushing to become the 1st-ever Viking to lead the NFL in rushing. Peterson broke the 100-yard barrier 10 times during the season.

RUSHING DEFENSE DYNASTY – The Vikings become the first defense since the 1970 merger to rank No. 1 in the NFL against the run for 3 straight years. Minnesota gave up just 76.9 yards per game to lead the league.

VIKINGS LOSE FOUNDING FATHER – One of the Vikings original stockholders and most-ardent supporters, Don McNeely passed away in March of 2009. In addition to his role in helping build the Vikings tradition, McNeely was revered as one of Minnesota's great philanthropists. McNeely was an ardent supporter of the arts and also donated large gifts to the Minnesota State Fair, St. John's University, the Warner Nature Center and the Como Conservatory.

MC DANIEL ENSHRINED – G Randall McDaniel was inducted in the Pro Football Hall of Fame on August 8, 2009. McDaniel started 12 consecutive Pro Bowls (1989-2000), 202 consecutive games and missed only 2 games his entire career after being a 1st-round pick by the Vikings in 1988.

FAVRE SIGNS WITH VIKINGS – A long-time nemesis, Brett Favre signed with the Vikings on August 18, 2009. Favre went on to have the best statistical season of his career, throwing for 4,202 yards, 33 TDs and 7 INTs with a 107.2 passer rating, while also setting the NFL record for consecutive games started, a mark formerly held by Vikings legend Jim Marshall.

BACK-TO-BACK DIVISION TITLES – The Vikings finished the regular season with a 12-4 mark to capture its 2nd consecutive NFC North title. It marked the first time Minnesota achieved the feat since 1977-78.

HARVIN NAMED ROOKIE OF THE YEAR – Rookie WR/KR Percy Harvin burst on the scene and earned Associated Press Offensive Rookie of the Year and was also named Pro Football Weekly/PFWA Offensive Rookie of the Year and Pepsi NFL Rookie of the Year. Harvin set team records with 2,081 all-purpose yards and 2 TDs on kick



The Vikings 2009 season was one of the most memorable in team history. The advanced to the NFC title game at New Orleans and featured 10 players who earned Pro Bowl honors. L-R: Bryant McKinnie, Steve Hutchinson, Brett Favre, Adrian Peterson, Jared Allen, Heath Farwell, Kevin Williams, Percy Harvin and Sidney Rice. Not pictured, Antoine Winfield.

returns, while sharing the NFL rookie lead with 60 receptions for 790 yards. He earned a Pro Bowl berth as a return man.

10 VIKINGS EARN PRO BOWL BERTHS – The Vikings led the NFL and tied a team record with 10 players earning Pro Bowl honors. The unit featured 4 players who made their 1st Pro Bowl: Heath Farwell, Bryant McKinnie, Sidney Rice and Percy Harvin. They were joined by Brett Favre, Steve Hutchinson, Adrian Peterson, Jared Allen, Kevin Williams and Antoine Winfield.

EIGHTH NFC CHAMPIONSHIP GAME – The Vikings traveled to New Orleans in the 8th NFC Championship game in franchise history for a chance to play in Super Bowl XLIV in South Florida. The teams played to a 28-28 tie in regulation, forcing the game into OT where the Saints hit a 40-yard FG in the extra period to claim a 31-28 victory.

RANDLE ENSHRINED – DT John Randle was inducted into the Pro Football Hall of Fame on August 7, 2010 following a 14-year career, including 11 years as a Vikings (1990-2000). He was named to NFL Team of the Decade for the 1990s and led or tied for the team lead in sacks 9 times in his 11 Vikings seasons.

FRAZIER REPLACES CHILDRESS – Defensive Coordinator/Asst. Head Coach Leslie Frazier took over coaching the team after 10 games in 2010 when Brad Childress was replaced. Frazier won his 1st game as Interim Head Coach on 11/28/10 at Washington.

ROOF COLLAPSE CAUSES CHAOTIC 2010 – Heavy snows and inclement weather caused the Metrodome roof to collapse in the early morning hours of December 12, 2010, forcing the final 2 home games of the 2010 season to be moved from the facility. The Vikings played host to the NY Giants in Detroit at Ford Field on 12/13 and the club's final home game was played at the University of Minnesota's TCF Bank Stadium, a Monday Night Football contest against Chicago on 12/20. The team had a road game against Philadelphia postponed due to weather from Sunday night, 12/26, to Tuesday night, 12/28.

50 GREATEST VIKINGS CAPS 50TH SEASON – Vikings legends reunited for a celebration of the storied history of the Vikings' franchise during a weekend of activities leading up to the Monday Night Football game versus Chicago on December 20, 2010. The team unveiled the 50 greatest Vikings and they were introduced to fans at halftime of the snowy game at TCF Bank Stadium. The snowy atmosphere was fitting and marked the first outdoor home game for the Vikings since the 1981 Met Stadium finale on 12/20/81, 30 years to the day.

FRAZIER NAMED HEAD COACH – After serving as Interim Head Coach for the final 6 games of the 2010 season, Leslie Frazier was named the Head Coach on Monday, January 3, 2011, the day after the 2010 regular season finale. Frazier posted a 3-3 mark in the interim role.

MADIEU WILLIAMS NAMED NFL MAN OF THE YEAR – On Feb. 6, 2011 Vikings 5 Madieu Williams became only the 2nd Vikings player, joining Cris Carter, to earn Walter Payton Man of the Year honors from the NFL.

ALLEN BREAKS TEAM SACK RECORD – DE Jared Allen had one of the best seasons for a pass rusher in NFL history in 2011. Recording 22.0 sacks, Allen broke Chris Doleman's team record of 21.0 sacks in a season and fell just .5 sack short of the NFL's single-season sack record.

SPIELMAN NAMED GENERAL MANAGER – On January 3, 2012, Rick Spielman was named the team's General Manager. He had previously been the Vikings Vice President of Player Personnel from 2006-2011.

DOLEMAN ENSHRINED – DE Chris Doleman was inducted into the Pro Football Hall of Fame on Aug. 3, 2012 following a 15-year career, including 10 as a Viking. His 150.5 sacks was 4th all-time in the NFL at the time of his retirement.

NEW STADIUM DEAL APPROVED – In May 2012, a bill for a new Minnesota Vikings stadium was passed through the Minnesota legislature and signed by Governor Mark Dayton. Funded by the Vikings, the State of Minnesota, and the City of Minneapolis, the new stadium will be located on the current Metrodome site. Ground was broke for the stadium in December of 2013.

PETERSON POSTS EPIC SEASON – Adrian Peterson had a season for the ages, coming back from a severe knee injury at the end of 2012 to set a franchise record and post the 2nd-best rushing season in NFL history with 2,097 yards. Peterson broke Robert Smith's Vikings career rushing mark in the 1st game of the season.

Peterson went on to become only the 3rd Vikings player to earn Associated Press MVP honors for his efforts along with AP Offensive Player of the Year, 1st-Team All-Pro and Pro Bowl honors.

TURNAROUND EARNS PLAYOFF BERTH – The Vikings rebounded from a 3-13 mark in 2012 to go 10-6 and earn a Wild Card Playoff berth in 2013, the biggest single-season win improvement in team history at +7.

CARTER ENSHRINED – WR Cris Carter was inducted into the Pro Football Hall of Fame on Aug. 4, 2013. Carter holds the Vikings career receptions, yards and TDs records. Carter was a 4-time All-Pro and 8-time Pro Bowler during his 16 NFL seasons.

VIKINGS HOST REGULAR SEASON HOME GAME IN LONDON – The Vikings played the 1st regular season game in a franchise history outside of the United States in a 34-27 win over Pittsburgh at London's Wembley Stadium in the International Series on September 29, 2013. The Vikings had previously played a preseason game at Wembley in 1983 against the St. Louis Cardinals.

ROOKIE CORDARRELLE PATTERSON SETS UNBREAKABLE RECORD – In only his 7th career game, rookie WR/KR Cordarrelle Patterson tied an NFL record for the longest play in league history and set the mark for longest KO return with his 109-yard TD vs. Green Bay on Oct. 27, 2013. The only other 109-yard play came in 2007 against the Vikings at Mall of America Field when Antonio Carmartie returned a Vikings missed FG 109 yards for a score.

GROUNDBREAKING ON NEW STADIUM – Vikings ownership and management, state leaders and elected officials joined together to officially break ground on the new stadium building project on December 3, 2013.

ALL MALL OF AMERICA FIELD TEAM – Fan voting on Vikings.com selected a 27-member team and head coach of Vikings alumni that played most of their careers with the club at Mall of America Field at HHM Metrodome.

LAST GAME IN THE DOME – After calling Mall of America Field at HHM Metrodome home for 32 seasons, the Vikings played the final game in the stadium in the 2013 season finale. Minnesota topped Detroit 14-13 to send the stadium out on a winning note.

ZIMMER HIRED AS 9TH COACH IN TEAM HISTORY

— Cincinnati Bengals defensive coordinator Mike Zimmer was hired as the 9th coach in Vikings history on January 15, 2014. The veteran defensive coach comes to Minnesota with 20 seasons of NFL experience under his belt and a Super Bowl victory with Dallas.

MINNESOTA AWARDED SUPER BOWL LII AT NEW STADIUM IN 2018 — Minnesota's bid for Super Bowl LII was successful when selected on May 20, 2014 as the host community for the world-renowned event. The game itself will be played at the New Minnesota Stadium but the entire greater Twin Cities metro area will accommodate the week long festivities.

VIKINGS RETURN TO OUTDOOR FOOTBALL — On August 8, 2014 in a preseason game vs. Oakland, the Vikings returned to the elements playing home games outdoors for the first time since 1981 for 2 seasons at TCF Bank Stadium on the campus of the University of the Minnesota while U.S. Bank Stadium was being constructed.

ZIMMER ERA BEGINS WITH WIN — On September 7, 2014, Head Coach Mike Zimmer won his first game in dominating fashion beating the St. Louis Rams 34-6 on the road in the season opener.

BUD GRANT WAY UNVEILED — At an unveiling ceremony on December 1, 2014, the Vikings and the city of Minneapolis honored former Head Coach Bud Grant with a street named in his honor outside of the new Minnesota Stadium.

TINGELHOFF ENSHRINED — C Mick Tingelhoff was inducted into the Pro Football Hall of Fame on August 8, 2015. Tingelhoff played in 240 consecutive games and didn't miss a game in his 17-year career. Tingelhoff was a 7-time All-League selection and was named to 6 consecutive Pro Bowls. As a part of Tingelhoff's enshrinement, the Vikings played the Steelers in the Hall of Fame Game on August 9, the 4th time the Vikings have participated in the Hall of Fame Game.

ZIMMER CAPTURES 1ST NFC NORTH TITLE — The Vikings closed the 2015 regular season with 3 straight wins, including a 20-13 victory over the Packers at Lambeau Field in the finale on Jan. 3, 2016. The road win secured Minnesota's 1st NFC North title since 2009 and 1st playoff appearance since 2012.

ADRIAN PETERSON WINS RUSHING TITLE — For the 3rd time in his career, Adrian Peterson lead the NFL in rushing yards running for 1,485 yards in 2015.

COLDEST GAME IN FRANCHISE HISTORY — The Vikings hosted the Seattle Seahawks on Jan. 10, 2016, in the Wildcard Round of the playoffs in the coldest game in franchise history. The temperature at kickoff was minus-6 degrees Fahrenheit with a wind chill of negative 25 with a capacity crowd at TCF Bank Stadium in the last outdoor game played in Minnesota.

U.S. BANK STADIUM OPENS — Erected at the site of the Metrodome, U.S. Bank Stadium opened its doors in July 2016. Luke Bryan and

Metallica concerts and an international soccer match between Chelsea and AC Milan were the opening events in the new stadium.

BREAKING GROUND IN EAGAN — The Vikings broke ground on their new training facility—the Twin Cities Orthopedics Performance Center—in Eagan on August 2. The facility will open in spring 2018 as the Vikings headquarters for football and business operations.

U.S. BANK STADIUM OPENS FOR PLAY — The Vikings hosted the San Diego Chargers in a preseason contest played on Aug. 28, 2016 and the Green Bay Packers in the first regular season game at U.S. Bank Stadium in a primetime game on Sunday Night Football on Sept. 18, 2016, a 17-14 Vikings win to kick off the home slate. Kyle Rudolph scored the 1st Vikings TD on a pass from Sam Bradford.

NINTH NFC CHAMPIONSHIP GAME BERTH

— The Vikings overcame key injuries early in the season to notch a 13-3 regular season and advance to the NFC Championship Game, earning the 2nd NFC North title and 2nd playoff berth in head coach Mike Zimmer's 4 seasons. The Vikings hosted New Orleans for an NFC Divisional Round playoff, the 1st playoff game at U.S. Bank Stadium.

MINNESOTA HOSTS SUPER BOWL LII — The state hosted the Super Bowl for the 2nd time, 26 years after playing host to Super Bowl XXVI at the Metrodome. Philadelphia topped New England 41-33 to claim the Lombardi Trophy. Justin Timberlake performed at halftime and Pink sang the national anthem.

TWIN CITIES ORTHOPEDICS PERFORMANCE CENTER OPENS — State of the art TCO Performance Center opened as the new daily home of the Minnesota Vikings in Eagan. The facility features 4 outdoor practice fields, an indoor field and TCO Stadium field. The facility opened for business on March 5, 2018 and houses all football and business functions for the team.

COUSINS SIGNS AS TOP FREE AGENT — The Vikings signed coveted free agent QB Kirk Cousins to a blockbuster deal on the first day of free agency in 2018, luring the former Washington signal-caller to take the helm of the Vikings offense.

VIKINGS MUSEUM OPENS — As part of the TCO Performance Center complex, the team opened the Minnesota Vikings Museum, an interactive look at the history of the team

NEW TRAINING CAMP TRADITION — The Vikings spent the 2018 training camp at TCO Performance Center, a first for the club after holding training camps on-campus at Bemidji (1961-65) and Mankato (1966-2017).

MOSS ENSHINED — WR Randy Moss was inducted into the Pro Football Hall of Fame on Aug. 4, 2018. Moss was Rookie of the Year in 1998, ranks 2nd in team history for catches, yards and receiving TDs. Earned 3 All-Pro and 5 Pro Bowl honors with the Vikings in 8 seasons.

JORDAN HONORED — TE Steve Jordan was inducted into the Vikings Ring of Honor on Oct. 24,

2019 at halftime of the Thursday Night Football win over Washington at U.S. Bank Stadium. The 3rd-leading receiver in team history, Jordan went to 6 straight Pro Bowls in his career.

UNSETTLED OFFSEASON — The spring of 2020 was one of the most unprecedented in the history of the nation as the Coronavirus pandemic forced businesses to close, travel to shut down and social distancing became the norm. The Vikings were unable to hold a normal offseason with players and coaches working on-site. The 2020 Draft was de remotely and the club's offseason meetings were done by video conference.

SOCIAL JUSTICE AWARENESS RISES — The aftermath of George Floyd's death in Minneapolis led to protests in the Twin Cities and across the world calling for reform and renewed emphasis on social justice. The Vikings leaned on their player-led Social Justice Committee and support from ownership to help navigate the emotional times. The team announced a \$5 million donation from the Wilf family for social justice initiatives in Minnesota and across the country and a scholarship funded in Floyd's name for African American students going on to post-secondary education.

HUTCHINSON INDUCTED — G Steve Hutchinson was slated for inducted into the Pro Football Hall of Fame on August 8, 2020 but ceremonies were postponed until 2021. Hutchinson played for the Vikings 2006-11, helping Adrian Peterson set the NFL record with 296 rushing yards against San Diego in 2007. Hutchinson was a 7-time AP All-Pro honoree, was selected to the 2000's Team of the Decade and he blocked for a 1,000-yard rusher in 11 of his 12 NFL seasons.

COVID19 ALTERS PLANS — The 2020 NFL offseason program became a virtual experience with meetings taking place remotely. The preseason was cancelled and crowds for home games were eliminated or severely limited. The Vikings opened their 60th season of play to an empty U.S. Bank Stadium when hosting Green Bay in the season opener. The Vikings were unable to welcome fans to home games in 2020 and had severely limited crowds in only 4 road games - at Indianapolis, Houston, Tampa Bay and New Orleans, drawing a season-high 16,031 at Tampa.

WILLIAMS RECOGNIZED — DT Kevin Williams was named to the Vikings Ring of Honor in 2021, making him only the 3rd DT in team history to reach the Ring. A 1st-round pick in 2003 (#9 overall), Williams played 11 seasons with the Vikings, earning 6 Pro Bowl berths and 5 times was a 1st-Team Associated Press All-Pro.



U.S. Bank Stadium's state-of-the-art features have attracted top national events. The stadium hosted Super Bowl LII 2018, the X Games for several years and the NCAA Men's Final Four in 2019.

VIKINGS COACHING HISTORY

Years	Head Coach	Total Games	Regular Season (%)	Playoffs (%)	Overall (%)
1961-66	Norm Van Brocklin	84	29-51-4 (.369)	0-0-0 (.000)	29-51-4 (.369)
1967-83, '85	Bud Grant	281	158-96-5 (.620)	10-12-0 (.454)	168-108-5 (.607)
1984	Les Steckel	16	3-13-0 (.188)	0-0-0 (.000)	3-13-0 (.188)
1986-91	Jerry Burns	101	52-43-0 (.547)	3-3-0 (.500)	55-46-0 (.544)
1992-2001	Dennis Green	171	97-62-0 (.610)	4-8-0 (.250)	101-70-0 (.551)
2001-05	Mike Tice	67	32-33-0 (.492)	1-1-0 (.333)	33-34-0 (.493)
2006-10	Brad Childress	77	39-35-0 (.527)	1-2-0 (.500)	40-37-0 (.519)
2010-13	Leslie Frazier	55	21-32-1 (.398)	0-1-0 (.000)	21-33-1 (.371)
2014-	Mike Zimmer	116	64-46-1 (.581)	2-3-0 (.400)	66-49-1 (.539)
Total		968	495-412-11 (.545)	21-30-0 (.412)	516-441-11 (.539)



Norm Van Brocklin



Bud Grant



Les Steckel



Jerry Burns



Dennis Green



Mike Tice



Brad Childress



Leslie Frazier



Mike Zimmer

Norm Van Brocklin - Named Vikings Head Coach on January 18, 1961... The former quarterback had retired from the NFL following the 1960 season after 12 professional seasons with the Los Angeles Rams (1949-57) and Philadelphia Eagles (1958-60)... "The Dutchman" led the Eagles to the NFL crown in 1960 and was the League MVP... Set an NFL record with 554 passing yards in the 1951 season opener... Threw for 2311 yards and 173 TDs in his NFL career and played in 10 Pro Bowls... Inducted into the Pro Football Hall of Fame in 1971... Coached 84 games with the Vikings with a 29-51-4 record... Went on to coach the Atlanta Falcons from 1968-73... Born March 15, 1926, in Eagle Butte, SD... Died May 2, 1983... Attended the University of Oregon where he was an All-American.

Bud Grant - Named Vikings Head Coach on March 10, 1967... Came to Minnesota following a successful coaching career in the Canadian Football League with the Winnipeg Blue Bombers, leading the team to 4 Grey Cup championships and playing in the game 6 times... Coached the Vikings in 281 total games, retiring after the 1983 season only to be coaxed back to coach the team again in 1985 before retiring for good... Led Vikings to Super Bowl IV, VIII, IX and XI... Won 11 Central Division titles and made 12 appearances in the playoffs... Member of both the CFL and Pro Football Halls of Fame... Inducted into Vikings Ring of Honor in 1998... Born May 20, 1927 in Superior, WI... Resides in Bloomington, MN... An avid outdoorsman who travels the world hunting and fishing.

Les Steckel - Named Vikings Head Coach on January 29, 1984... Coached the Vikings for the 1984 season, finishing 3-13... Served as an offensive assistant with the Vikings in 1979-81... Came to Minnesota in 1979 after working on the San Francisco 49ers staff... Was the youngest Head Coach in the NFL in 1984 at age 38... Born July 1, 1946, in Whitehall, PA... Began his playing career at Kansas as a walk-on, playing 4 seasons for the Jayhawks as a running back... Worked for Senator Robert Kennedy's campaign as a volunteer following his 1968 graduation... Joined the Marine Corps and served as an Infantry Lieutenant, seeing combat in Vietnam... Left the service in 1972 and began his coaching career at Colorado, working with the Buffaloes from 1972-76, the US Naval Academy in 1977 and the Denver Broncos in 1978.

Jerry Burns - Named Vikings Head Coach on January 6, 1986... Served as Vikings offensive coordinator from 1968-85, guiding the team to 4 Super Bowl berths and 11 Central Division titles... Served as Vikings Head Coach 6 seasons, 1986-91... Coached the team in 101 total games, going 52-43 in the regular season and 3-3 in the playoffs... Led the Vikings to the NFC Championship game in 1987, earning upset wins at New Orleans and San Francisco along the way before falling to the Redskins 17-10 in Washington... Won the NFC Central in 1989... Coached in 6 Super Bowls, 4 as Vikings offensive coordinator and 2 as the Green Bay Packers' defensive backs coach in Super Bowls I and II... Played QB for Michigan on the 1950 Rose Bowl team... Began his coaching career in 1951 at University of Hawaii... Head Coach at the University of Iowa from 1961-65... Inducted into Vikings Ring of Honor in 2005... Born January 24, 1927... Resides in Eden Prairie, MN.

Dennis Green - Named Vikings Head Coach on January 10, 1992... Came to Minnesota after reviving the Stanford University football program, serving as Head Coach from 1989-91, the only Vikings Head Coach to come directly from the college ranks... Coached 171 total games in 10 seasons with the Vikings, leading the team to 4 Central Division titles and the NFC Championship game twice... Vikings made the playoffs 8 of Green's 10 seasons and the 1998 club set the NFL single-season scoring record at 556 points, averaging 34.8 points per game... An advocate of community involvement, Green initiated Community Tuesdays, which had players active in the Twin Cities on their day off, a concept that spread to the entire National Football League... Born February 17, 1949 in Harrisburg, PA... Died July 21, 2016... Named NFL Coach of the Year in 1992 by the Washington Touchdown Club and in 1998 by Sports Illustrated and the Maxwell Club... Inducted into Vikings Ring of Honor in 2018.

Mike Tice - Named Vikings Head Coach on January 10, 2002 after serving as the team's coach for the final regular season game of the 2001 season... Became the 1st Vikings player to go on and serve as Head Coach... Enjoyed a 14-year NFL playing career as a TE, including 1992-93, '95 with the Vikings... Played in 177 career games with Seattle, Washington and Minnesota... Originally signed by Seattle as a rookie free agent QB in 1981... Born February 2, 1959, in Bayshore, NY... Began coaching career with Minnesota Vikings as TE coach in 1996... Coached offensive line from 1997-2001 and added title of Assistant Head Coach in 2001.

Brad Childress - Named Vikings Head Coach on January 6, 2006... Led Vikings to consecutive NFC North titles in 2008-09... Won first game with Vikings over Washington on Monday Night Football... Joined the Vikings after 7 seasons with Philadelphia, working from 2002-05 as the Eagles' offensive coordinator... Helped guide Eagles to Super Bowl XXXIX... Coached at University of Wisconsin from 1991-98... Got first taste of NFL coaching with Indianapolis Colts in 1985... Started coaching career at University of Illinois from 1978-84... Born June 27, 1956 and raised in Aurora, IL.

Leslie Frazier - Named Vikings Head Coach on January 3, 2011 after serving as Interim Head Coach for final 6 games of 2010 season, going 3-3... Finished 21-32-1 as Head Coach in the regular season... Made his 1st and only playoff appearance as Vikings head coach in 2012 after going 10-6... Led the biggest single-season turnaround in team history and finished tied for 3rd in Coach of the Year voting in 2012... Won 1st game as interim coach at Washington (11/28/10)... Vikings Defensive Coordinator 2007-10... Played for Division rival Chicago from 1981-86, starting at CB on Bears Super Bowl XX championship team... Entered NFL as assistant coach with Philadelphia in 1999... Began coaching career in 1988 at tiny Trinity College in suburban Chicago, starting the football program from the ground up as the 1st coach in program history... Part of Super Bowl winner with Chicago as a player and Indianapolis as an assistant coach... Born April 3, 1959 in Columbus, MS.

Mike Zimmer - Named Vikings Head Coach on January 15, 2014... Posted 59 wins, including playoffs, in his opening 7 seasons as head coach, advancing to 2017 NFC Championship Game after a 13-3 regular season... Earned 2015 and 2017 NFC North Division titles and has led team to 5 playoff games... Vikings ranked #1 in NFL total defense in 2017... Served as a defensive coordinator for the previous 14 seasons for Cincinnati (2008-13), Atlanta (2007) and Dallas (2000-06)... Has been a part of 13 playoff teams in his NFL tenure and teams that have won 9 Division titles... Coached Cowboys DBs when team won Super Bowl XXX over Pittsburgh... Had a top-7 defense 4 of his final 5 seasons with Cincinnati... Before moving to the NFL ranks with Dallas in 1994 he spent 15 seasons coaching at the collegiate level where he spent his final 5 seasons as defensive coordinator at Washington State from 1989-93... Was at Weber State from 1981-88 serving as defensive coordinator from 1983-85... Entered the coaching profession at Missouri where he served as an assistant from 1979-80... Played QB and then later LB at Illinois State... Has 3 children, son Adam and daughters Corri and Marki. Adam serves as the Vikings LBs coach. Wife, Vikki, passed in 2009... Born June 5, 1956 in Peoria, IL.

VIKINGS ALL-TIME COACHING STAFFS

HEAD COACH

YEARS

Norm Van Brocklin 1961-66

Walt Yowarsky, Darrel Brewster (1961-63), Harry Gilmer (1961-64), Stan West (1961-63), Tom McCormick (1963-66), Marion Campbell (1964-66), Lew Carpenter (1964-66), Jack Faulkner (1965), Jim Carr (1966).

Bud Grant 1967-83

Buster Mertes, John Michels, Jim Carr (1967-68, 1978-81), Bob Holloway 1967-70, '78-83), Jerry Burns (1968-83), Neill Armstrong (1969-77), Jack Patera (1969-75), Jocko Nelson (1971-78), Buddy Ryan (1976-77), Murray Warmath (1978-79), Floyd Reese (1979-83), Les Steckel (1979-83), Tom Cecchini (1980-83), Jed Hughes (1982-83).

Les Steckel 1984

Tom Batta, Raymond Berry, Bud Bjornaraa, Dean Brittenham, Jerry Burns, Ross Fichtner, Bob Holloway, Bob Leahy, Buster Mertes, John Michels, Dan Radakovich, Floyd Reese, Dick Rehbein, Mike Sweatman.

Bud Grant 1985

Tom Batta, Jerry Burns, Pete Carroll, Bob Holloway, John Michels, Floyd Reese, Dick Rehbein, Marc Trestman, Paul Wiggin.

Jerry Burns 1986-91

Tom Batta, John Michels, Dick Rehbein, Paul Wiggin, Pete Carroll (1986-89), Bob Holloway (1986), Monte Kiffin (1986-89, '91), Floyd Peters (1986-90), Bob Schnelker (1986-90), Marc Trestman (1986, '89-91), John Brunner (1987-91), Rollie Dotsch (1987), Jerry Brown (1988-91), Maxie Baughan (1989-91), Tom Moore (1989-91).

Dennis Green 1992-2001 (Mike Tice coached last game of 2001)

Richard Solomon (1992-01), Steve Wetzel (1992-01), Tom Batta (1992-93), Jack Burns (1992-93), Brian Billick (1992-98), Tony Dungy (1992-95), Monte Kiffin (1992-94), John Michels (1992-93), Tom Moore (1992-93), Willie Shaw (1992-93, 2001), John Teerlinck (1992-94), Tyrone Willingham (1992-94), Mike Wolf (1992-94), Chris Foerster (1993-95), Carl Hargrave (1994-2001), Foge Fazio (1995-99), John Lepra (1995-97), Chip Myers (1995-98), Ray Sherman (1995-97, '99), Jeff Friday (1996-98), Tom Olivadotti (1996-99), Mike Tice (1996-2001), Dave Atkins (1997-99), Wade Harman (1997-98), Hubbard Alexander (1998-99), Andre Patterson (1998-99), Dean Dalton (1999-2001), John Kasper (1999), John Tice (1999-2001), Alex Wood (1999-2001), Charlie Baggett (2000-01), John Fontes (2000), Chuck Knox, Jr. (2000-01), Daryl Lawrence (2000-01), Sherman Lewis (2000-01), Emmitt Thomas (2000-01), Fred von Appen (2000), Brian Baker (2001), Gary Zauner (1994-01), Trent Walters (1994-01), Keith Rowen (1994-96), Jerry Rhome (1994), Mark Asanovich (1995).

Mike Tice 2002-05

Charlie Baggett (2002-04), Brian Baker (2002-05), Pete Berich (2002-05), Ted Cottrell (2004-05), Dean Dalton (2002-05), Mark Ellis (2004-05), Jay Hayes (2002), Chuck Knox, Jr. (2002-05), Daryl Lawrence (2002-03), Scott Linehan (2002-04), Steve Loney (2002-05), George O'Leary (2002-03), Jim Panagos (2002-05), Willie Shaw (2002-03), John Tice (2002-05), Steve Wetzel (2002-03), Alex Wood (2002), Randy Hanson (2003-05), Kevin Ross (2003-05), Kurtis Shultz (2004-05), Rusty Tillman (2003-05), Wes Chandler (2005), Foge Fazio (2005), Rich Olson (2005), Jerry Rhome (2005).

Brad Childress, Leslie Frazier 2006-10 (Frazier coached last 6 games of 2010)

Juney Barnett (2006-10), Darrell Bevell (2006-10), Eric Bieniemy (2006-10), Brendan Daly (2006-08), Karl Dunbar (2006-10), Paul Ferraro (2006-08), Ryan Ficken (2007-10), Leslie Frazier (2007-10), Jason Glenn (2009), Jim Hueber (2006-10), Jeff Imamura (2006-10), Jimmie Johnson (2006-10), Tom Kanavy (2006-10), Derek Mason (2007-09), Clay Matchett (2006), Pat Morris (2006-10), Brian Murphy (2006-10), Chad O'Shea (2006-08), Fred Pagac (2006-10), Dennis Polian (2009-10), Diron Reynolds (2009-10), Kevin Rogers (2006-10), Matt Sheldon (2010), Ryan Silverfield (2008-10), Kevin Stefanski (2006-10), George Stewart (2007-10), Martin Streight (2006-10), Mike Tomlin (2006), Chris White (2009-10), Joe Woods (2006-10), Darrell Wyatt (2006).

Leslie Frazier 2011-13

Juney Barnett (2011), Brendan Daly (2012-13), Jeff Davidson (2011-13), Karl Dunbar (2011), Ryan Ficken (2011-13), Jeff Howard (2013), Jeff Imamura (2011-13), Craig Johnson (2011-13), Jimmie Johnson (2011-13), Tom Kanavy (2011-13), Klint Kubiak (2013), Aaron McClaurin (2012-13), Bill Musgrave (2011-13), Fred Pagac (2011-13), Mike Priefer (2011-13), Diron Reynolds (2011-13), James Saxon (2011-13), Matt Sheldon (2011), Ryan Silverfield (2011-13), Mike Singletary (2011-13), Kevin Stefanski (2011-13), George Stewart (2011-13), Martin Streight (2011-13), Cameron Turner (2011-12), Chris White (2011-12), Alan Williams (2012-13), Joe Woods (2011-13).

Mike Zimmer 2014-20

Imarjaye Albury (2020-), Robb Akey (2014), Roy Anderson (2020-), Clancy Barone (2017-18), Dom Capers (2020), Jeff Davidson (2014-15), John DeFilipo (2018), Rick Dennison (2019-), Todd Downing (2018), George Edwards (2014-19), Ryan Ficken (2014-), Hank Fraley (2014-16), Jonathan Gannon (2014-17), Jerry Gray (2014-19), Darrell Hazell (2017-18), Josh Hingst (2021-), Ellis Hill (2018), Jeff Howard (2014-19), Jeff Hurd (2014-16), Andrew Janocko (2015-), Marquis Johnson (2021-), Christian Jones (2019-), Daronte Jones (2020), Derik Keyes (2017-), Gary Kubiak (2019-20), Klint Kubiak (2014, '19-), Reshard Langford (2017), Chaz Mahle (2015-20), Marwan Maaouf (2019-20), Evan Marcus (2014-15), Keenan McCardell (2021-), Terence Newman (2018), Brian Pariani (2019-), A.C. Patterson (2019-), Andre Patterson (2014-), Drew Petzing (2014-19), Kennedy Polamalu (2017-), Mike Priefer (2014-18), Nick Rallis (2018-20), Phil Rauscher (2020-), Robert Rodriguez (2015-19), Brent Salazar (2016), Robert Steeples (2021-), Sam Seifkes (2021-), Pat Shurmur (2016-17), Tony Sparano (2016-17), Robert Steeples (2021-), Kevin Stefanski (2014-19), George Stewart (2014-16), Norv Turner (2014-16), Scott Turner (2014-16), Mark Ureyama (2017-20), Kirby Wilson (2014-15), Josh Woods (2021-), Adam Zimmer (2014-).



The Vikings have had a pair of coaches honored with the Pro Football Weekly/Pro Football Writers of America Assistant Coach of the Year. Both were offensive coordinators for Vikings clubs that went to the NFC Championship game - Brian Billick (1998) and Pat Shurmur (2017).

VIKINGS ALL-TIME ASSISTANT COACHES ROSTER

Albury, Imarjaye, 2020-
Akey, Robb, 2014
Alexander, Hubbard, 1998-99
Anderson, Roy, 2020-
Armstrong, Neill, 1969-77
Atkins, Dave, 1997-99
Asanovich, Mark, 1995
Baggett, Charlie, 2000-04
Baker, Brian, 2001-03
Barnett, Junej, 2006-11
Barone, Clancy, 2017-18
Batta, Tom, 1984-93
Baughan, Maxie, 1989-91
Berlich, Pete, 2002-05
Berry, Raymond, 1984
Bevell, Darrell, 2006-10
Bianemy, Eric, 2006-10
Billick, Brian, 1992-98
Bjornaraa, Bud, 1984
Brewster, Darrel, 1961-63
Brittenham, Dean, 1984
Brown, Jerry, 1988-91
Brunner, John, 1987-91
Burns, Jerry, 1968-85
Burns, Jack, 1992-93
Campbell, Marion, 1964-66
Capers, Dom, 2020
Carpenter, Lew, 1964-66
Carr, Jim, 1966-68; 1978-81
Carroll, Pete, 1985-89
Cecchini, Tom, 1980-83
Cottrell, Ted, 2004-05
Dalton, Dean, 1999-2005
Daly, Brendan, 2006-08; '12-13
Davidson, Jeff, 2011-15
DeFilippo, John, 2018
Dennison, Rick, 2019-
Dotsch, Rollie, 1987
Downing, Todd, 2018
Dunbar, Karl, 2006-11
Dunzy, Tony, 1992-95
Edwards, George, 2014-19
Ellis, Mark, 2004-05
Faulkner, Jack, 1965
Fazio, Foge, 1995-99, 2005
Ferraro, Paul, 2006-08
Fichtner, Ross, 1984
Ficken, Ryan, 2007-

Foerster, Chris, 1993-95
Fontes, John, 2000
Fraleigh, Hank, 2014-16
Frazier, Leslie, 2007-10
Friday, Jeff, 1996-98
Gannon, Jonathan, 2014-17
Gilmer, Harry, 1961-64
Glenn, Jason, 2009
Hanson, Randy, 2003-05
Hargrave, Carl, 1994-2001
Harman, Wade, 1997-98
Hayes, Jay, 2002
Hazell, Darrell, 2017-18
Hill, Ellis, 2018
Hingst, Josh, 2021-
Hollway, Bob, 1967-70; '78-86
Howard, Jeff, 2013-19
Hueber, Jim, 2006-10
Hughes, Jed, 1982-83
Hurd, Jeff, 2014-16
Imamura, Jeff, 2006-13
Janocko, Andrew, 2015-
Johnson, Craig, 2011-13
Johnson, Jimmie, 2006-13
Johnson, Marquis, 2021-
Jones, Christian, 2019-
Jones, Daronte, 2020
Kanavy, Tom, 2006-13
Kasper, John, 1999
Keyes, Derik, 2018-
Kiffin, Monte, 1986-89; '91-94
Knox, Jr., Chuck, 2000-05
Kubiak, Gary, 2019-20
Kubiak, Clint, 2013-14, '19-
Langford, Reshard, 2017
Lawrence, Daryl, 2000-03
Leahy, Bob, 1984
Levra, John, 1995-97
Lewis, Sherman, 2000-01
Linehan, Scott, 2002-04
Loney, Steve, 2002-05
Maalouf, Marwan, 2019-20
Mahle, Chaz, 2015-20
Mason, Derek, 2007-09
Marcus, Evan, 2014-15
Matchett, Clay, 2006
McCardell, Keenan, 2021-

McCormick, Tom, 1963-66
McLaurin, Aaron, 2012-13
Mertes, Buster, 1967-84
Michels, John, 1967-93
Moore, Tom, 1989-93
Morris, Pat, 2006-10
Murphy, Brian, 2006-10
Musgrave, Bill, 2011-13
Myers, Chip, 1995-98
Nelson, Jocko, 1971-78
Newman, Terence, 2018
O'Leary, George, 2002-03
O'Shea, Chad, 2006-08
Olivadotti, Tom, 1996-99
Olson, Rich, 2006-13
Pagac, Fred, 2006-13
Panagos, Jim, 2002-05
Pariani, Brian, 2019
Patera, Jack, 1969-75
Patterson, A.C., 2019-
Patterson, Andrew, 1998-99, 2014-
Peters, Floyd, 1986-90
Petzing, Drew, 2014-19
Polamalu, Kennedy, 2017-
Polian, Dennis, 2009-10
Prier, Mike, 2011-18
Radakovich, Dan, 1984
Rallis, Nick, 2018-20
Rauscher, Phil, 2020-
Reese, Floyd, 1979-85
Rehbein, Dick, 1984-91
Reynolds, Diron, 2009-13
Rhome, Jerry, 1994, 2005
Rodriguez, Robert, 2015-19
Rogers, Kevin, 2006-10
Ross, Kevin, 2003-05
Lawrence, Keith, 1994-96
Ryan, Buddy, 1976-77
Salazar, Brent, 2016
Saxon, James, 2011-13
Schnelker, Bob, 1986-90
Scott, Karl, 2021-
Selfkes, Sam, 2021-
Sheldon, Matt, 2010-11
Shultz, Kurtis, 2004-05
Shumur, Pat, 2016-17
Shaw, Willie, 1992-93; 2001-02
Sherman, Ray, 1995-97; '99

Silverfield, Ryan, 2008-13
Singleton, Mike, 2011-13
Solomon, Richard, 1992-2001
Sparano, Tony, 2016-17
Steckel, Les, 1979-83
Stefanski, Kevin, 2006-19
Steeple, Robert, 2021-
Stewart, George, 2007-16
Streight, Martin, 2006-13
Sweatman, Mike, 1984
Teerlinck, John, 1992-94
Thomas, Ermitt, 2000-01
Tice, John, 1999-2005
Tice, Mike, 1996-2001
Tillman, Rusty, 2003-05
Tomlin, Mike, 2006
Trestman, Marc, 1985-86; '89-91
Turner, Cameron, 2011-12
Turner, Norv, 2014-16
Turner, Scott, 2014-16
Uyeyama, Mark, 2017-20
von Appen, Fred, 2000
Walters, Trent, 1994-2001
Warmath, Murray, 1978-79
White, Chris, 2009-12
West, Stan, 1961-63
Wetzel, Steve, 1992-2003
Wiggin, Paul, 1985-91
Williams, Alan, 2012-13
Willingham, Tyrone, 1992-94
Wilson, Kirby, 2014-15
Wolf, Mike, 1992-94
Wood, Alex, 1999-2002
Woods, Joe, 2006-13
Woods, Josh, 2021-
Wyatt, Darrell, 2006
Yowarsky, Walt, 1961-66
Zauner, Gary, 1994-2001
Zimmer, Adam, 2014-



Tony Dungy served on the Vikings staff from 1992-95, moving on to Tampa Bay as Head Coach in 1996. Paul Wiggins coached the Vikings defensive line from 1985-91 before moving into the personnel department where he still works. Bud Grant's staff included future NFL head coaches Jerry Burns (2nd from right) and Buddy Ryan (4th from right).

VIKINGS YEAR-BY-YEAR

(Home Fields: 1961-81 Metropolitan Stadium, 1982-2013 HHH Metrodome, 2014-15 TCF Bank Stadium, 2016-present U.S. Bank Stadium)

ALL-TIME RECORD: REGULAR SEASON 495-412-11 / POST SEASON 21-30 / OVERTIME 25-21-4

1961

Head Coach: Norm Van Brocklin

Preseason (0-5)

8/5	L	13	Dallas at Sioux Falls (4,954)	38
8/18	L	3	at Baltimore Colts (10,203)	13
8/26	L	10	San Fran. at Portland (27,044)	14
9/2	L	7	Chicago at Cedar Rapids (12,500)	30
9/10	L	17	L.A. Rams (27,982)	21

Regular Season (3-11)

Finish: 7th in NFL Western Conference

9/17	W	37	Chicago (32,236)	13
9/24	L	7	at Dallas (12,992)	21
10/1	L	33	at Baltimore Colts (54,259)	34
10/8	L	0	Dallas (33,070)	28
10/15	L	24	San Francisco (34,415)	38
10/22	L	7	Green Bay (42,007)	33
10/29	L	10	at Green Bay (Milw.) (44,112)	28
11/5	L	17	at L.A. Rams (38,594)	31
11/12	W	28	Baltimore Colts (38,010)	20
11/19	L	10	Detroit (32,295)	37
11/26	L	28	at San Francisco (43,905)	38
12/3	W	42	L.A. Rams (30,068)	21
12/10	L	7	at Detroit (42,655)	13
12/17	L	35	at Chicago (34,539)	52
		285		407

1962

Head Coach: Norm Van Brocklin

Preseason (2-3)

8/11	L	24	San Francisco at Seattle (22,500)	30
8/18	L	24	L.A. Rams at Portland (23,544)	33
8/25	L	21	St. L. Cards at Mpls.-Parade (15,500)	24
9/2	W	24	Baltimore Colts (29,544)	13
9/8	W	45	Dallas at Atlanta (12,500)	26

Regular Season (2-11)

Finish: 6th in NFL Western Conference

9/16	L	7	at Green Bay (38,669)	34
9/23	L	7	Baltimore Colts (30,787)	34
9/30	L	7	at San Francisco (38,407)	21
10/7	L	10	Chicago (33,141)	13
10/14	L	21	Green Bay (41,475)	48
10/21	W	38	at L.A. Rams (33,071)	14
10/28	W	31	Philadelphia (30,071)	21
11/4	L	31	at Pittsburgh (14,642)	39
11/11	L	30	at Chicago (46,984)	31
11/18	L	6	Detroit (31,257)	17
11/25	T	24	L.A. Rams (26,728)	24
12/2	L	12	San Francisco (33,076)	35
12/9	L	23	at Detroit (42,256)	37
12/16	L	17	at Baltimore Colts (53,645)	42
		254		410

1963

Head Coach: Norm Van Brocklin

Preseason (4-1)

8/10	W	43	San Francisco at Portland, OR (20,837)	28
8/17	W	27	at L.A. Rams (42,966)	3
8/25	W	17	N.Y. Giants (29,815)	16
8/31	L	27	Philadelphia at Hershey, PA (15,861)	34
9/6	W	35	at St. Louis (30,842)	0

Regular Season (5-9-1)

Finish: Tied 4th in NFL Western Conference

9/15	W	24	at San Francisco (30,781)	20
9/22	L	7	Chicago (33,923)	28
9/29	W	45	San Francisco (28,567)	14
10/6	L	14	St. Louis Cards (30,220)	56
10/13	L	28	Green Bay (42,567)	37

10/20	L	24	at L.A. Rams (30,555)	27
10/27	L	10	at Detroit (44,509)	28
11/3	W	21	L.A. Rams (33,567)	13
11/10	L	7	at Green Bay (42,327)	28
11/17	L	34	Baltimore Colts (33,136)	37
11/24	W	34	Detroit (28,763)	31
12/1	T	17	at Chicago (47,249)	17
12/8	L	10	at Baltimore Colts (54,122)	41
12/15	W	34	at Philadelphia (54,403)	13
		309		390

1964

Head Coach: Norm Van Brocklin

Preseason (5-0)

8/8	W	21	N.Y. Giants (31,581)	7
8/15	W	24	St. L. Cards at Atlanta (9,500)	10
8/22	W	24	San Fran. at Salt Lake (20,207)	21
8/29	W	34	at L.A. Rams (39,938)	23
9/5	W	21	Philadelphia at Hershey (9,212)	20

Regular Season (8-5-1)

Finish: Tied 2nd in NFL Western Conference

9/13	W	34	Baltimore Colts (35,563)	24
9/20	L	28	Chicago (41,387)	34
9/27	L	13	at L.A. Rams (50,009)	22
10/4	W	24	at Green Bay (42,327)	23
10/11	L	20	Detroit (40,840)	24
10/18	W	20	Pittsburgh (39,873)	10
10/25	W	27	at San Francisco (31,845)	22
11/1	L	13	Green Bay (44,278)	42
11/8	W	24	San Francisco (40,408)	7
11/15	L	14	at Baltimore Colts (60,213)	17
11/22	T	23	at Detroit (48,291)	23
11/29	W	34	L.A. Rams (31,677)	13
12/6	W	30	at N.Y. Giants (62,802)	21
12/13	W	41	at Chicago (46,486)	14
		355		296

1965

Head Coach: Norm Van Brocklin

Preseason (5-0)

8/14	W	31	Pittsburgh at Atlanta (39,240)	21
8/20	W	35	Philadelphia (43,125)	21
8/28	W	20	Washington at Charlotte, NC (20,426)	16
9/3	W	57	Dallas at Birmingham (41,500)	17
9/11	W	24	N.Y. Giants at Omaha (14,250)	9

Regular Season (7-7)

Finish: 5th in NFL Western Conference

9/19	L	16	at Baltimore Colts (56,562)	35
9/26	L	29	Detroit (46,826)	31
10/3	W	38	at L.A. Rams (36,755)	35
10/9	W	40	N.Y. Giants (44,283) Sat. night	14
10/17	L	37	Chicago (47,426)	45
10/24	W	42	at San Francisco (42,680)	41
10/31	W	27	at Cleveland (83,505)	17
11/7	W	24	L.A. Rams (47,426)	13
11/14	L	21	Baltimore Colts (47,426)	41
11/21	L	13	Green Bay (47,426)	38
11/28	L	24	San Francisco (40,306)	45
12/5	L	19	at Green Bay (40,852)	24
12/12	W	29	at Detroit (45,420)	7
12/19	W	24	at Chicago (46,604)	17
		383		40

1966

Head Coach: Norm Van Brocklin

Preseason (3-1-1)

8/6	T	6	Detroit at New Orleans (38,500)	6
8/13	W	35	Pittsburgh at Portland (21,228)	6
8/20	W	24	L.A. Rams (40,270)	10
8/26	W	30	Washington at Cleve. (83,414)	27
9/2	L	24	at Dallas (58,316)	28

Regular Season (4-9-1)

Finish: Tied 6th in NFL Western Conference

9/11	T	20	at San Francisco (29,312)	20
9/18	L	23	Baltimore Colts (47,426)	38
9/25	L	17	at Dallas (64,116)	13
10/2	L	10	Chicago (47,426)	13
10/16	W	35	L.A. Rams (47,426)	7
10/23	L	17	at Baltimore Colts (60,238)	20
10/30	W	28	San Francisco (45,077)	3
11/6	W	20	at Green Bay (50,861)	17
11/13	L	31	Detroit (43,939)	32
11/20	L	6	at L.A. Rams (38,775)	21
11/27	L	16	Green Bay (47,426)	28
12/4	L	13	Atlanta (37,117)	20
12/11	W	28	at Detroit (43,022)	16
12/18	L	28	at Chicago (45,191)	41
		292		304

1967

Head Coach: Bud Grant

Preseason (2-3)

8/12	W	34	Philadelphia at Tulsa (24,500)	0
8/18	L	9	at Denver (31,850)	14
8/27	L	3	N.Y. Giants at New Haven (43,584)	21
9/2	W	16	Atlanta at Cleveland (84,236)	3
9/10	L	14	Cleveland (40,012)	42

Regular Season (3-8-3)

Finish: 4th in NFL Central

9/17	L	21	San Francisco (39,638)	27
9/22	L	3	at L.A. Rams (52,255) Fri. night	39
10/1	L	7	Chicago (44,868)	17
10/8	L	24	St. Louis Cards (40,017)	34
10/15	W	10	at Green Bay (Milw.) (49,601)	7
10/22	T	20	Baltimore Colts (47,693)	20
10/29	L	20	at Atlanta (52,859)	21
11/5	W	27	N.Y. Giants (44,960)	24
11/12	T	10	Detroit (40,032)	10
11/19	L	10	at Cleveland (68,431)	14
11/26	W	41	at Pittsburgh (23,773)	27
12/3	L	27	Green Bay (47,693)	30
12/10	T	10	at Chicago (40,110)	10
12/17	L	3	at Detroit (44,874)	14
		233		294

1968

Head Coach: Bud Grant

Preseason (3-2)

8/10	L	10	Kansas City (45,228)	13
8/17	W	39	at Denver (20,901)	16
8/24	W	52	Philadelphia (41,229)	10
9/1	L	28	at St. Louis Cards (25,233)	31
9/6	W	20	New Orleans	17
			at Shreveport, LA (23,000)	17

Regular Season (8-6)

Finish: NFL Central Champions

9/14	W	47	Atlanta (45,563) Sat. night	7
9/22	W	26	at Green Bay (Milw.) (49,346)	13
9/29	L	17	Chicago (47,644)	27
10/6	W	24	Detroit (44,289)	10
10/13	L	17	at New Orleans (71,105)	20
10/20	L	7	Dallas (47,644)	20
10/27	L	24	at Chicago (46,562)	26
11/3	W	27	Washington (47,644)	14
11/10	W	14	Green Bay (47,644)	10
11/17	W	13	at Detroit (48,654)	6
11/24	L	9	at Baltimore Colts (60,238)	21
12/1	L	3	L.A. Rams (47,644)	31
12/8	W	30	at San Francisco (29,049)	20
12/15	W	24	at Philadelphia (54,530)	17
		282		242

Western Conference Championship

(Memorial Stadium, Baltimore, MD)

12/22 L 14 Baltimore Colts (60,238) 24

NFL Playoff Bowl

(Orange Bowl, Miami, FL)

1/5/69 L 13 Dallas (22,961)* 17

*Statistics from game do not count.



From 1968-78 the Vikings won 10 division titles in 11 seasons, posting a 112-42-2 record in regular season play and advanced to 4 Super Bowls.

1969

Head Coach: Bud Grant
Preseason (5-1)

8/2	W	45	Miami at Tampa (37,219)	10
8/9	W	26	Denver (45,916)	6
8/23	W	41	St.L. Cards at Memphis (34,417)	13
8/30	L	21	N.Y. Jets at Winston-Salem (31,500)	24
9/6	W	28	N.V. Giants (47,900)	27
9/13	W	23	Cleveland at Akron (28,561)	16

Regular Season (12-2)
Finish: NFL Central Champions

9/21	L	23	at N.V. Giants (62,900)	24
9/28	W	52	Baltimore Colts (47,900)	14
10/5	W	19	Green Bay at U. of MN (60,740)	7
10/12	W	31	at Chicago (45,757)	0
10/19	W	27	at St. Louis Cards (49,430)	10
10/26	W	24	Detroit (47,900)	0
11/2	W	24	Chicago (47,900)	14
11/9	W	51	Cleveland (47,900)	3
11/16	W	9	at Green Bay (Milw.) (48,321)	7
11/23	W	52	Pittsburgh (47,202)	14
11/27	W	27	at Detroit (57,906) Thanksgiving	0
12/7	W	20	at L.A. Rams (80,430)	13
12/14	W	10	San Francisco (43,028)	7
12/21	L	3	at Atlanta (52,872)	10

379 **133**

Western Conference Championship
(Metropolitan Stadium, Bloomington, MN)
12/27 W 23 L.A. Rams (47,900) 20

NFL Championship
(Metropolitan Stadium, Bloomington, MN)
1/4/70 W 27 Cleveland (47,900) 7

Super Bowl IV
(Tulane Stadium, New Orleans, LA)
1/11/70 L 7 Kansas City (80,562) 23

1970

Head Coach: Bud Grant
Preseason (4-2)

8/8	L	13	New Orleans at Canton (17,932)	14
8/15	L	13	Pittsburgh (45,591)	7
8/22	W	14	at Houston (44,563)	20
8/30	W	52	N.V. Jets (47,900)	20
9/5	W	24	at Cleveland (83,043)	21
9/11	W	31	at Chicago (46,630)	30

Regular Season (12-2)
Finish: NFC Central Champions

9/20	W	27	Kansas City (47,900)	10
9/27	W	26	New Orleans (47,900)	0
10/4	L	10	at Green Bay (Milw.) (47,967)	13
10/11	W	24	at Chicago (45,485)	0
10/18	W	54	Dallas (47,900)	13
10/26	W	13	L.A. Rams (47,900) Mon. night	3
11/1	W	30	at Detroit (58,210)	17
11/8	W	19	at Washington (50,415)	10
11/15	W	24	Detroit (47,900)	20
11/22	W	10	Green Bay (47,900)	3
11/29	L	10	at N.V. Jets (62,333)	20
12/5	W	16	Chicago (47,900) Sat. day	13
12/13	W	35	at Boston (37,819)	14
12/20	W	37	at Atlanta (57,992)	7

335 **143**

NFC Divisional Playoffs
(Metropolitan Stadium, Bloomington, MN)
12/27 L 14 San Francisco (46,050) 17



The 1970s Vikings dominated the NFC Central Division, winning the title in 8 of 10 seasons.

1971

Head Coach: Bud Grant
Preseason (5-2)

8/8	L	10	New England at U of M (31,813)	17
8/14	W	34	at San Diego (49,267)	7
8/21	W	34	Chicago (47,900)	14
8/28	W	26	at Pittsburgh (46,276)	21
9/4	L	7	at Denver (43,000)	14
9/11	W	24	Miami (47,900)	0

Regular Season (11-2)
Finish: NFC Central Champions

9/20	W	16	at Detroit (54,418) Mon. night	13
9/26	L	17	Chicago (47,900)	20
10/3	W	19	Buffalo (47,900)	0
10/10	W	13	at Philadelphia (65,258)	0
10/17	W	24	at Green Bay (56,263)	13
10/25	W	10	Baltimore Colts (49,784) Mon. night	3
10/31	W	17	at N.V. Giants (62,829)	10
11/7	L	9	San Francisco (49,784)	13
11/14	W	3	Green Bay (49,784)	0
11/21	W	23	at New Orleans (83,130)	10
11/28	W	24	Atlanta (49,784)	7
12/5	L	14	at San Diego (54,505)	30
12/11	W	29	Detroit (49,784) Sat. day	10
12/19	W	27	at Chicago (55,049)	10

245 **139**

NFC Divisional Playoffs
(Metropolitan Stadium, Bloomington, MN)
12/25 L 12 Dallas (49,100) 20

1972
Head Coach: Bud Grant
Preseason (3-2)

8/12	W	24	San Diego (47,900)	13
8/18	L	10	at Buffalo (41,006)	21
8/26	W	20	at Cleveland (70,583)	17
9/4	W	26	Houston (47,900)	14
9/10	L	19	at Miami (74,298)	21

Regular Season (7-7)
Finish: 3rd in NFC Central

9/18	L	21	Washington (47,900) Mon. night	24
9/24	W	34	at Detroit (54,418)	10
10/1	L	14	Miami (47,900)	10
10/8	L	17	St. Louis Cards (49,784)	19
10/15	W	23	at Denver (51,656)	20
10/23	L	10	at Chicago (55,701) Mon. night	13
10/29	W	27	at Green Bay (56,263)	6
11/5	W	37	New Orleans (49,784)	13
11/12	W	16	Detroit (49,784)	14
11/19	W	45	at L.A. Rams (77,982)	41
11/26	L	10	at Pittsburgh (50,348)	23
12/3	W	23	Chicago (49,784)	10
12/10	L	7	Green Bay (49,784)	23
12/16	L	17	at San Francisco (61,214) Sat. day	20

301 **252**

1973
Head Coach: Bud Grant
Preseason (5-0)

8/11	W	10	Pittsburgh (46,619)	6
8/18	W	13	at Kansas City (72,676)	10
8/25	W	34	at Oakland (57,515)	10
8/31	W	20	Miami (46,619)	17
9/8	W	24	at San Diego (42,007)	16

Regular Season (12-2)
Finish: NFC Central Champions

9/16	W	24	Oakland (46,619)	16
9/23	W	22	at Chicago (55,701)	13
9/30	W	11	Green Bay (48,503)	3
10/7	W	23	at Detroit (54,418)	9
10/14	W	23	at San Francisco (59,359)	13
10/21	W	28	Philadelphia (48,503)	21
10/28	W	10	L.A. Rams (48,503)	9
11/4	W	26	Cleveland (48,503)	3
11/11	W	28	Detroit (48,503)	7
11/19	L	14	at Atlanta (50,850) Mon. night	20
11/25	W	31	Chicago (48,503)	13
12/2	L	0	at Cincinnati (59,580)	0
12/8	W	31	at Green Bay (56,267) Sat. day	7
12/16	W	31	at N.V. Giants (New Haven) (70,041)	7

296 **168**

NFC Divisional Playoffs
(Metropolitan Stadium, Bloomington, MN)
12/22 W 27 Washington (46,409) 20

NFC Championship Game
(Texas Stadium, Irving, TX)
12/30 W 27 Dallas (60,272) 10

Super Bowl VIII (Rice Stadium, Houston, TX)
1/13/74 L 7 Miami (68,142) 24

1974

Head Coach: Bud Grant
Preseason (3-2)

8/10	L	21	at Denver (23,822)	27
8/19	L	9	at Miami (67,963)	21
8/25	W	32	Buffalo (46,553)	13
8/31	W	14	at St. Louis Cards (42,544)	10
9/7	W	42	San Diego (46,553)	0

Regular Season (10-4)
Finish: NFC Central Champions

9/15	W	32	at Green Bay (56,312)	17
9/22	W	7	at Detroit (49,703)	6
9/29	W	11	Chicago (46,619)	7
10/6	W	23	at Dallas (60,817)	21
10/13	W	51	Houston (48,490)	10
10/20	L	16	Detroit (48,501)	20
10/27	L	17	New England (48,497)	17
11/3	W	14	at Chicago (55,735)	0
11/11	W	28	at St.L. Cards (51,392) Mon. night	24
11/17	L	7	Green Bay (48,480)	19
11/24	L	17	at L.A. Rams (90,266)	20
12/1	W	29	New Orleans (48,456)	9
12/7	W	23	Atlanta (48,480) Sa	10
12/14	W	35	at Kansas City (72,474) Sat. day	15

310 **195**

NFC Divisional Playoffs
(Metropolitan Stadium, Bloomington, MN)
12/21 W 30 St. Louis Cards (44,626) 14

NFC Championship Game
(Metropolitan Stadium, Bloomington, MN)
12/29 W 14 L.A. Rams (47,404) 10

Super Bowl IX
(Tulane Stadium, New Orleans, LA)
1/12/75 L 6 Pittsburgh (80,997) 16

1975

Head Coach: Bud Grant
Preseason (2-3-1)

8/9	L	15	N.V. Jets at Tempe (51,323)	20
8/17	L	10	at New England (40,218)	36
8/23	W	16	at Dallas (45,395)	13
9/1	W	20	Miami (47,653)	7
9/6	L	6	St. Louis Cards (46,975)	13
9/13	T	14	at San Diego (31,642)	14

Regular Season (12-2)
Finish: NFC Central Champions

9/21	W	27	San Francisco (48,418)	17
9/28	W	42	at Cleveland (65,419)	10
10/5	W	28	Chicago (48,446)	3
10/12	W	29	N.V. Jets (48,446)	21
10/19	W	25	Detroit (48,446)	19
10/27	W	13	at Chicago (56,302) Mon. night	9
11/2	W	28	at Green Bay (55,279)	17
11/9	W	38	Atlanta (48,446)	0
11/16	W	20	at New Orleans (60,214)	7
11/23	W	28	San Diego (48,443)	13
11/30	L	30	at Washington (54,311)	31
12/7	W	24	Green Bay (48,446)	3
12/14	L	10	at Detroit (78,990)	17
12/20	W	35	at Buffalo (73,391) Sat. day	13

377 **180**

NFC Divisional Playoffs
(Metropolitan Stadium, Bloomington, MN)
12/28 L 14 Dallas (46,425) 17

1976

Head Coach: Bud Grant
Preseason (3-3)

7/31	L	3	at Miami (99,939)	16
8/7	W	13	at Kansas City (32,851)	10
8/16	L	7	at Cleveland (44,336)	31
8/22	W	23	Cincinnati (43,784)	17
8/28	W	20	Philadelphia (46,512)	16
9/5	L	17	at Denver (52,129)	30

Regular Season (11-2-1)
Finish: NFC Central Champions

9/12	W	40	at New Orleans (58,156)	9
9/19	T	10	L.A. Rams (47,310) (OT)	10
9/26	W	10	at Detroit (77,292)	9
10/4	W	17	Pittsburgh (47,809) Mon. night	6
10/10	W	20	Chicago (47,948)	19
10/17	W	24	N.V. Giants (47,156)	7
10/24	W	13	at Philadelphia (56,233)	12
10/31	L	13	at Chicago (56,602)	14
11/7	W	31	Detroit (46,735)	23
11/14	W	27	Seattle (45,087)	21
11/21	W	17	at Green Bay (Mil.) (53,104)	10
11/29	L	16	at San Fran. (56,775) Mon. night	20
12/5	W	20	Green Bay (43,700)	9
12/11	W	29	at Miami (46,543) Sat. day	7

305 **176**

NFC Divisional Playoffs

(Metropolitan Stadium, Bloomington, MN)
12/18 W 35 Washington (47,221) 20

NFC Championship Game

(Metropolitan Stadium, Bloomington, MN)
12/26 W 24 L.A. Rams (47,191) 13

Super Bowl XI

(Rose Bowl, Pasadena, CA)
1/9/77 L 14 Oakland (103,438) 32

1977

Head Coach: Bud Grant

Preseason (4-2)

8/6 W 22 at L.A. Rams (55,158) 17
8/13 W 34 Cleveland (45,370) 33
8/19 L 7 at Baltimore (45,529) 29
8/26 W 33 Miami (44,396) 7
9/3 L 7 at Cincinnati (52,942) 26
9/10 W 30 at Buffalo (35,017) 6

Regular Season (9-5)

Finish: NFC Central Champions

9/18 L 10 Dallas (47,678) (OT) 16
9/24 W 9 at Tampa Bay (66,272) Sat. night 3
10/2 W 19 Green Bay (47,143) 7
10/9 W 14 Detroit (45,860) 7
10/16 W 22 Chicago (47,708) (OT) 16
10/24 L 3 at L.A. Rams (62,414) Mon. night 35
10/30 W 14 at Atlanta (59,257) 7
11/6 L 7 St. Louis (47,066) 27
11/13 W 42 Cincinnati (47,371) 10
11/20 L 7 at Chicago (49,563) 10
11/27 W 13 at Green Bay (52,267) 6
12/4 W 28 San Francisco (40,745) 27
12/11 L 13 at Oakland (52,771) 35
12/17 W 30 at Detroit (78,572) Sat. night 21

231

NFC Divisional Playoffs

(L.A. Coliseum, Los Angeles, CA)
12/26 W 14 L.A. Rams (62,538) 7

NFC Championship Game

(Texas Stadium, Irving, TX)
1/1/78 L 6 Dallas (61,968) 23

1978

Head Coach: Bud Grant

Preseason (2-2)

8/5 W 20 Washington (46,212) 13
8/12 L 13 at Kansas City (41,092) 17
8/18 L 22 at Miami (46,316) 30
8/26 W 30 Buffalo (45,062) 27

Regular Season (8-7-1)

Finish: NFC Central Champions

9/3 L 24 at New Orleans (54,187) 31
9/11 W 12 Denver (46,508) (OT) Mon. night 9
9/17 L 10 Tampa Bay (46,152) 16
9/25 W 24 at Chicago (53,561) Mon. night 20
10/1 W 24 at Tampa Bay (65,972) 7
10/8 L 28 at Seattle (62,031) 29
10/15 L 17 L.A. Rams (46,551) 34
10/22 W 21 Green Bay (47,411) 7
10/26 W 21 at Dallas (61,848) Thurs. night 10
11/5 W 17 Detroit (46,008) 7
11/12 W 17 Chicago (43,286) 14
11/19 L 7 San Diego (38,859) 13
11/26 T 10 at Green Bay (51,737) (OT) 10
12/3 W 28 Philadelphia (38,722) 27
12/9 L 14 at Detroit (78,685) Sat. day 45
12/17 L 20 at Oakland (44,643) 27

294

NFC Divisional Playoffs

(L.A. Coliseum, Los Angeles, CA)
12/31 L 10 L.A. Rams (69,631) 34

1979

Head Coach: Bud Grant

Preseason (0-4)

8/2 L 9 at Seattle (60,881) 12
8/11 L 0 at San Diego (49,037) 19
8/18 L 10 Miami (45,790) 21
8/23 L 0 Kansas City (39,578) 25

Regular Season (7-9)

Finish: 3rd in NFC Central

9/2 W 28 San Francisco (46,539) 22
9/9 L 7 at Chicago (53,231) 26
9/16 L 12 Miami (46,187) 27
9/23 W 27 Green Bay (45,524) (OT) 21
9/30 W 13 at Detroit (75,295) 10
10/7 L 20 Dallas (47,572) 36
10/15 L 7 at N.Y. Jets (54,479) Mon. night 14
10/21 W 30 Chicago (41,164) 27



The Vikings moved downtown to the Metrodome in 1982 and called it home until 2013.

10/28 L 10 Tampa Bay (46,906) 12	8/21 W 7 Seattle (57,880) 3
11/4 L 7 at St. Louis (47,213) 37	8/28 L 17 at Denver (73,371) 27
11/11 L 7 at Green Bay (Milw.) (52,706) 19	9/3 W 24 New Orleans (59,810) 21
11/18 W 14 Detroit (43,650) 7	Regular Season (5-4)
11/25 W 23 at Tampa Bay (70,039) 22	Finish: 2nd in NFC Central
12/2 L 21 at L.A. Rams (56,700) (OT) 27	9/12 W 17 Tampa Bay (58,440) 10
12/9 W 10 Buffalo (42,239) 3	9/16 L 22 at Buffalo (77,753) Thurs. night 23
12/16 L 23 at New England (54,710) 27	11/21 L 7 at Green Bay (Milw.) (44,681) 26
259	11/28 W 35 Chicago (54,724) 7
	12/5 L 14 at Miami (45,721) 22
	12/12 W 13 Baltimore (53,981) 7
	12/19 W 34 at Detroit (73,058) 31
	12/26 L 14 N.Y. Jets (58,672) 42
	1/3/83 W 31 Dallas (60,007) Mon. night 27
	187
	NFC First-Round Playoffs
	(Metrodome, Minneapolis, MN)
	1/9/83 W 30 Atlanta (60,550) 24
	NFC Second-Round Playoffs
	(RFK Stadium, Washington, DC)
	1/15/83 L 7 Washington (54,593) 21

1980

Head Coach: Bud Grant

Preseason (3-1)

8/9 W 21 San Diego (45,179) 17
8/18 L 10 at Kansas City (39,879) 14
8/23 W 17 at Miami (36,116) 10
8/30 W 38 Cleveland (47,262) 16

Regular Season (9-7)

Finish: NFC Central Champions

9/7 W 24 Atlanta (44,733) 23
9/14 L 7 Philadelphia (46,460) 42
9/21 W 34 at Chicago (59,983) 14
9/28 L 7 at Detroit (80,291) 27
10/5 L 17 Pittsburgh (47,583) 23
10/12 W 13 Chicago (46,751) 7
10/19 L 0 at Cincinnati (44,487) 14
10/26 L 3 at Green Bay (44,361) 16
11/2 W 39 at Washington (52,060) 14
11/9 W 34 Detroit (46,264) 0
11/16 W 38 Tampa Bay (46,032) 30
11/23 L 13 Green Bay (47,234) 25
11/30 W 23 at New Orleans (30,936) 20
12/7 W 21 at Tampa Bay (65,649) 10
12/14 W 28 Cleveland (42,202) 23
12/21 L 16 at Houston (51,064) 20

317

NFC Divisional Playoffs

(Veterans Stadium, Philadelphia, PA)
1/3/81 L 16 Philadelphia (68,434) 31

1981

Head Coach: Bud Grant

Preseason (1-3)

8/8 L 6 Miami (45,165) 20
8/14 L 13 at Washington (44,662) 27
8/22 W 20 Atlanta (42,908) 19
8/27 L 31 at L.A. Rams (60,141) 34

Regular Season (7-9)

Finish: 4th in NFC Central

9/5 L 13 at Tampa Bay (66,287) Sat. night 21
9/14 L 10 Oakland (47,186) M 36
9/20 W 26 Detroit (45,340) 24
9/27 W 30 at Green Bay (Mil.) (55,012) 13
10/4 W 24 Chicago (43,827) 27
10/11 W 33 at San Diego (50,708) 31
10/18 W 35 Philadelphia (45,459) 23
10/25 L 17 at St. Louis Cards (48,039) 30
11/2 L 17 at Denver (74,834) Mon. night 19
11/8 W 25 Tampa Bay (47,038) 10
11/15 W 20 New Orleans (45,215) 10
11/23 L 30 at Atlanta (54,086) Mon. night 31
11/29 L 23 Green Bay (46,025) 35
12/6 L 9 at Chicago (50,766) 10
12/12 L 7 at Detroit (79,428) Sat. day 45
12/20 L 6 Kansas City (41,110) 10

325

1982

Head Coach: Bud Grant

Preseason (3-2)

8/7 W 30 Baltimore at Canton (23,379) 14
8/14 L 17 at Atlanta (49,831) 20

8/21 W 7 Seattle (57,880) 3
8/28 L 17 at Denver (73,371) 27
9/3 W 24 New Orleans (59,810) 21
Regular Season (5-4)
Finish: 2nd in NFC Central
9/12 W 17 Tampa Bay (58,440) 10
9/16 L 22 at Buffalo (77,753) Thurs. night 23
11/21 L 7 at Green Bay (Milw.) (44,681) 26
11/28 W 35 Chicago (54,724) 7
12/5 L 14 at Miami (45,721) 22
12/12 W 13 Baltimore (53,981) 7
12/19 W 34 at Detroit (73,058) 31
12/26 L 14 N.Y. Jets (58,672) 42
1/3/83 W 31 Dallas (60,007) Mon. night 27
187
NFC First-Round Playoffs
(Metrodome, Minneapolis, MN)
1/9/83 W 30 Atlanta (60,550) 24
NFC Second-Round Playoffs
(RFK Stadium, Washington, DC)
1/15/83 L 7 Washington (54,593) 21

1983

Head Coach: Bud Grant

Preseason (3-1)

8/6 W 28 St. Louis Cards at London (32,847)* 10
8/13 L 7 Baltimore (56,061) 10
8/19 W 19 at Seattle (54,402) 17
8/26 W 34 Denver (59,435) 3

Regular Season (8-8)

Finish: 4th in NFC Central

9/4 W 27 at Cleveland (70,087) 21
9/8 L 17 San Francisco (58,167) Thurs. night 48
9/18 W 19 at Tampa Bay (47,567) (OT) 16
9/25 W 20 Detroit (58,254) 37
10/2 L 24 Dallas (62,136) 17
10/9 W 23 at Chicago (59,632) 14
10/16 W 34 Houston (58,910) 14
10/23 W 20 at Green Bay (55,236) (OT) 17
10/30 L 31 at St. Louis Cards (38,796) 41
11/6 L 12 Tampa Bay (59,239) 19
11/13 L 21 Green Bay (60,113) 27
11/20 W 17 at Pittsburgh (58,417) 14
11/27 L 16 at New Orleans (59,502) 17
12/5 L 2 at Detroit (79,169) Mon. night 13
12/11 L 13 Chicago (57,880) 19
12/17 W 20 Cincinnati (51,565) Mon. night 14

316

^ game played at Wembley Stadium

1984

Head Coach: Les Steckel

Preseason (1-3)

8/4 W 37 Atlanta (51,693) 6
8/11 L 7 Miami (54,003) 29
8/18 L 10 Philadelphia (51,743) 31
8/24 L 0 at St. Louis Cards (35,864) 31

Regular Season (3-13)

Finish: 5th in NFC Central

9/2 L 13 San Diego (57,276) 42
9/9 L 17 at Philadelphia (55,942) 19
9/16 W 27 Atlanta (53,955) 20
9/23 W 29 at Detroit (57,511) 28
10/30 L 12 Seattle (57,171) 20
10/7 L 31 at Tampa Bay (47,405) 35
10/14 L 20 at L.A. Raiders (49,276) 23
10/21 L 14 Detroit (57,953) 16
10/28 L 7 at Chicago (57,517) 16
11/4 W 27 Tampa Bay (54,949) 24
11/11 L 17 at Green Bay (Milw.) (52,931) 45
11/18 L 21 at Denver (74,716) 42
11/25 L 3 Chicago (56,881) 34

11/29	L	17	Washington (55,017)	Thurs. night	31
12/8	L	7	at San Francisco (61,384)	Sat. day	51
12/16	L	14	Green Bay (51,197)		38
		276			484

1985

Head Coach: Bud Grant

Preseason (3-1)					
8/10	W	16	at Miami (41,129)		13
8/17	W	41	Pittsburgh (56,887)		34
8/24	L	10	Seattle (56,562)		9
8/30	W	13	at Denver (69,373)		27

Regular Season (7-9)

Finish: 3rd in NFC Central					
9/8	W	28	San Francisco (57,375)		21
9/15	W	31	at Tampa Bay (46,188)		16
9/19	L	24	Chicago (61,242)	Thurs. night	33
9/29	W	27	at Buffalo (45,667)		20
10/6	L	10	at L.A. Rams (61,139)		13
10/13	L	17	at Green Bay (Mil.) (54,674)		20
10/20	W	21	San Diego (61,670)		17
10/27	L	9	at Chicago (63,815)		27
11/3	W	16	Detroit (58,012)		13
11/10	L	17	Green Bay (59,970)		27
11/17	L	21	at Detroit (54,647)		41
11/24	L	23	New Orleans (54,117)		30
12/1	W	28	at Philadelphia (54,688)		23
12/8	W	26	Tampa Bay (51,593)		7
12/15	L	13	at Atlanta (14,167)		17
12/22	L	35	Philadelphia (49,722)		34
		346			359

1986

Head Coach: Jerry Burns

Preseason (3-1)					
8/9	W	30	Miami (52,865)		16
8/16	W	29	Denver (53,193)		27
8/22	L	17	at Seattle (57,730)		20
8/30	W	23	at Indianapolis (57,969)		20

Regular Season (9-7)

Finish: 2nd in NFC Central					
9/7	L	10	Detroit (54,851)		13
9/14	W	23	at Tampa Bay (34,579)		10
9/21	W	31	Pittsburgh (56,735)		7
9/28	W	42	Green Bay (60,478)		23
10/5	L	0	at Chicago (63,921)		7
10/12	W	27	at San Francisco (58,637)	(OT)	24
10/19	W	23	Chicago (62,851)		7
10/26	L	20	Cleveland (59,133)		23
11/2	L	38	at Washington (51,928)	(OT)	44
11/9	W	24	at Detroit (53,725)		20
11/16	L	20	N.Y. Giants (62,003)		12
11/23	L	20	at Cincinnati (53,003)		13
11/30	W	45	Tampa Bay (56,235)		24
12/7	W	32	at Green Bay (47,637)		6
12/14	L	10	at Houston (32,738)		23
12/21	W	33	New Orleans (51,209)		17
		398			273

1987

Head Coach: Jerry Burns

Preseason (2-2)					
8/15	L	17	at New Orleans (52,884)		23
8/22	W	37	Indianapolis (49,304)		13
8/29	L	27	New England (49,339)		38
9/3	W	27	at Denver (74,081)		17

Regular Season (8-7)

Finish: 2nd in NFC Central					
9/13	W	34	Detroit (57,061)		19
9/20	W	21	at L.A. Rams (63,367)		16
10/4	L	16	Green Bay (13,911)		23
10/11	L	7	at Chicago (32,113)		27



Jerry Burns spent 24 seasons with the Vikings, 1968-85 as offensive coordinator and 1986-91 as head coach, taking the team to the 1987 NFC Championship Game and winning the 1989 NFC Central title.

10/18	L	10	at Tampa Bay (20,850)		20
10/26	W	34	Denver (51,011)	M	28
11/1	L	17	at Seattle (61,134)		27
11/8	W	31	L.A. Raiders (57,150)		17
11/15	W	23	Tampa Bay (48,605)		20
11/22	W	24	Atlanta (53,866)		13
11/26	W	44	at Dallas (54,229)	(OT) Thanks.	38
12/6	L	24	Chicago (62,331)	Sun. night	30
12/13	L	10	at Green Bay (Milw.) (47,059)		16
12/20	W	17	at Detroit (27,693)		14
12/26	L	24	Washington (59,160)	(OT) Sat. day	27
		336			335

NFC First-Round Playoffs

(Superdome, New Orleans, LA)

1/3/88	W	44	New Orleans (68,127)		10
--------	---	----	----------------------	--	----

NFC Divisional Playoffs

(Candlestick Park, San Francisco, CA)

1/9/88	W	36	San Francisco (62,547)		24
--------	---	----	------------------------	--	----

NFC Championship Game

(RFK Stadium, Washington, DC)

1/17/88	L	10	Washington (55,212)		17
---------	---	----	---------------------	--	----

1988

Head Coach: Jerry Burns

Preseason (3-1)					
8/7	L	20	New Orleans (47,624)		23
8/14	W	28	Chicago at Goteburg, Sweden (33,115)	21	
8/21	W	19	at Phoenix Cards (45,429)	(OT)	16
8/26	W	24	Miami (51,463)		17

Regular Season (11-5)

Finish: 2nd in NFC Central					
9/4	L	10	at Buffalo (76,783)		13
9/11	W	36	New England (55,545)		6
9/18	W	31	at Chicago (63,990)		7
9/25	W	23	Philadelphia (56,012)		21
10/2	L	7	at Miami (59,867)		24
10/9	W	14	Tampa Bay (55,374)		13
10/16	L	14	Green Bay (59,053)		34
10/23	W	49	at Tampa Bay (48,020)		24
10/30	L	21	at San Francisco (60,738)		20
11/6	W	44	Detroit (55,573)		17
11/13	W	43	at Dallas (57,830)	Sun. night	3
11/20	W	12	Indianapolis Colts (58,342)		3
11/24	W	23	at Detroit (46,379)	Thanksgiving	0
12/4	W	45	New Orleans (61,215)		18
12/11	L	6	at Green Bay (48,892)		3
12/19	W	28	Chicago (62,067)	Mon. night	27
		406			237

NFC First-Round Playoffs

(Metrodome, Minneapolis, MN)

12/26	W	28	L.A. Rams (57,666)		17
-------	---	----	--------------------	--	----

NFC Divisional Playoffs

(Candlestick Park, San Francisco, CA)

1/1/89	L	9	San Francisco (61,848)		34
--------	---	---	------------------------	--	----

1989

Head Coach: Jerry Burns

Preseason (3-1)					
8/12	W	23	Kansas City at Memphis (63,528)	13	
8/21	W	24	Washington (50,213)		13
8/26	L	14	at L.A. Rams (45,087)		24
9/1	W	17	at Cincinnati (49,867)		10

Regular Season (10-6)

Finish: NFC Central Champions					
9/10	W	38	Houston (54,015)		7
9/17	L	7	at Chicago (66,475)		38
9/24	L	14	at Pittsburgh (50,744)		27
10/1	W	17	Tampa Bay (54,817)		3
10/8	W	24	Detroit (55,380)		14
10/15	W	26	Green Bay (62,075)		17
10/22	W	20	at Detroit (51,579)		7
10/30	L	14	at N.Y. Giants (76,041)	Mon. night	24
11/5	W	23	L.A. Rams (59,600)	(OT)	21
11/12	W	24	at Tampa Bay (56,271)		10
11/19	L	9	at Philadelphia (65,944)		10
11/26	L	19	at Green Bay (Milw.) (55,592)		20
12/3	W	27	Chicago (60,664)	Sun. night	16
12/10	W	43	Atlanta (58,116)		17
12/17	L	17	at Cleveland (70,777)	(OT)	23
12/25	W	29	Cincinnati (58,829)	Mon. night	21
		351			275

NFC Divisional Playoffs

(Candlestick Park, San Francisco, CA)

1/6/90	L	13	San Francisco (64,585)		41
--------	---	----	------------------------	--	----

1990

Head Coach: Jerry Burns

Preseason (3-1)					
8/11	L	10	New Orleans (48,154)		13
8/19	W	23	at Cleveland (60,989)		20

8/26	W	22	Houston (46,191)		21
8/31	W	20	at Miami (44,689)		17
Regular Season (6-10)					
Finish: 5th in NFC Central					
9/9	L	21	at Kansas City (68,363)		24
9/16	W	32	New Orleans (56,272)		3
9/23	L	16	at Chicago (65,420)		19
9/30	L	20	Tampa Bay (54,462)	(OT)	23
10/7	L	27	Detroit (57,586)		34
10/15	L	24	at Philadelphia (66,296)	Mon. night	32
10/21	BYE	WEEK			
10/28	L	10	at Green Bay (Milw.) (55,125)		24
11/4	W	27	Denver (57,331)	Sun. night	22
11/11	W	17	at Detroit (68,264)		7
11/18	W	24	at Seattle (59,735)		21
11/25	W	41	Chicago (58,866)		13
12/2	W	23	Green Bay (62,058)	Sun. night	7
12/9	L	15	at N.Y. Giants (76,121)		23
12/16	L	13	at Tampa Bay (47,272)		26
12/22	L	24	L.A. Raiders (53,899)	Sat. day	28
12/30	L	17	San Francisco (51,590)		20
		351			326

1991

Head Coach: Jerry Burns

Preseason (2-2)					
8/3	L	21	at New Orleans (58,953)		24
8/10	W	24	Pittsburgh (44,959)		24
8/17	L	24	at Cincinnati (56,358)	(OT)	27
8/23	W	31	Cleveland (45,925)		7

Regular Season (8-8)

Finish: 3rd in NFC Central					
9/1	L	6	at Chicago (64,112)		10
9/8	W	20	at Atlanta (50,936)		19
9/15	W	17	San Francisco (59,148)		14
9/22	L	0	at New Orleans (68,591)		26
9/29	L	6	Denver (55,031)	Sun. night	13
10/6	L	20	at Detroit (63,423)		24
10/13	W	34	Phoenix Cards (51,209)		7
10/20	L	23	at New England (45,367)	(OT)	26
10/27	W	28	at Phoenix Cards (45,447)		0
11/3	W	28	Tampa Bay (35,737)		13
11/11	L	17	Chicago (59,001)	Mon. night	34
11/17	W	35	at Green Bay (57,614)		21
11/24	L	14	Detroit (51,644)		34
12/1	BYE	WEEK			
12/8	W	26	at Tampa Bay (41,091)	Sun. night	24
12/15	W	20	L.A. Rams (61,518)		14
12/21	L	7	Green Bay (52,860)	Sat. day	27
		301			306

1992

Head Coach: Dennis Green

Preseason (4-0)					
8/8	W	24	Buffalo (36,603)		3
8/15	W	20	Kansas City (38,132)		0
8/24	W	56	at Cleveland (55,775)		3
8/29	W	30	at Washington (55,855)		0

Regular Season (11-5)

Finish: NFC Central Champions					
9/6	W	23	at Green Bay (87,617)	(OT)	20
9/13	L	17	at Detroit (57,519)		31
9/20	W	26	Tampa Bay (48,113)		20
9/27	W	42	at Cincinnati (53,847)		7
10/4	W	21	Chicago (60,992)		20
10/11	BYE	WEEK			
10/15	W	31	Detroit (52,816)	Thurs. night	14
10/25	L	13	Washington (59,098)		15
11/2	W	38	at Chicago (61,257)	Mon. night	10
11/8	W	35	at Tampa Bay (49,095)		7
11/15	L	13	Houston (56,726)		17
11/22	W	17	Cleveland (53,323)		13
11/29	W	31	at L.A. Rams (54,831)		17
12/6	L	17	at Philadelphia		

Regular Season (9-7)

Finish: 2nd in NFC Central

9/5	L	7	at L.A. Raiders (44,120)	24
9/12	W	10	Chicago (57,921)	7
9/19	BYE WEEK			
9/26	W	15	Green Bay (61,746)	13
10/3	L	19	at San Francisco (63,071)	38
10/10	W	15	Tampa Bay (54,215)	0
10/17	BYE WEEK			
10/25	W	19	at Chicago (64,677) Mon. night	12
10/31	L	27	Detroit (53,428) Sun. night	30
11/7	L	17	San Diego (55,527)	30
11/14	W	26	at Denver (67,329)	23
11/21	L	10	at Tampa Bay (40,848) Sun. night	23
11/28	L	14	New Orleans (53,030)	17
12/5	W	13	at Detroit (63,216)	0
12/12	L	20	Dallas (63,321)	37
12/19	W	21	at Green Bay (Milw.) (54,773)	17
12/26	W	30	Kansas City (59,236) Sun. night	10
12/31	W	14	at Washington (42,836) Fri. day	9
		277		290

NFC First-Round Playoffs

(Giants Stadium, East Rutherford, NJ)
1/9/94 L 10 N.Y. Giants (75,089) 17

1994

Head Coach: Dennis Green

Preseason (3-2)

7/31	L	9	at Dallas (59,062)	17
8/7	W	17	Kansas City at Tokyo, Japan (49,555)	9
8/13	W	21	New Orleans (46,067)	17
8/20	L	19	at Seattle (45,497)	30
8/26	W	31	Miami (46,933)	16

Regular Season (10-6)

Finish: NFC Central Champions

9/4	L	10	at Green Bay (59,487)	16
9/11	W	10	Detroit (57,349)	3
9/18	W	42	at Chicago (61,073)	14
9/25	W	38	Miami (64,035)	35
10/2	L	7	at Arizona Cards (67,950)	17
10/10	W	27	at N.Y. Giants (77,294) Mon. night	10
10/16	BYE WEEK			
10/20	W	13	Green Bay (63,041) (OT) Thurs. night	10
10/30	W	36	at Tampa Bay (42,110)	13
11/6	W	21	New Orleans (57,564)	20
11/13	L	20	at New England (58,382) (OT)	26
11/20	L	21	N.Y. Jets (60,687)	31
11/27	L	17	Tampa Bay (47,259) (OT)	20
12/1	W	33	Chicago (61,483) (OT) Thurs. night	27
12/11	W	21	at Buffalo (66,501)	17
12/17	L	19	at Detroit (73,881) Sat. day	41
12/26	W	21	San Francisco (63,326) Mon. night	14
		356		314

NFC First-Round Playoffs

(Metrodome, Minneapolis, MN)
1/1/95 L 18 Chicago (60,347) 35

1995

Head Coach: Dennis Green

Preseason (2-2)

8/7	W	23	at San Diego (47,934)	19
8/12	L	14	at New England (56,241)	21
8/18	W	20	Oakland (45,306)	17
8/26	L	13	Kansas City (39,349)	17

Regular Season (8-8)

Finish: 4th in NFC Central

9/3	L	14	at Chicago (63,036)	31
9/10	W	20	Detroit (52,234)	10
9/17	L	17	Dallas (60,088) (OT) Sun. night	23
9/24	W	44	at Pittsburgh (57,853)	24
10/1	BYE WEEK			
10/8	W	23	Houston (56,430) (OT)	17



The Vikings defense in the early 1990s was talented and thrived on turnovers. The club ranked #1 in NFL total defense in 1993.

10/15	L	17	at Tampa Bay (55,703) (OT)	20
10/22	L	21	at Green Bay (60,332)	38
10/30	L	6	Chicago (61,238) M	14
11/5	W	27	Green Bay (62,839)	24
11/12	W	30	at Arizona Cards (51,342) (OT)	24
11/19	W	43	New Orleans (58,108)	24
11/23	L	38	at Detroit (74,559) Thanksgiving	44
12/3	W	31	Tampa Bay (52,879)	17
12/9	W	27	Cleveland (47,984) Sat. day	11
12/15	L	30	at San Francisco (64,975) Mon. night	37
12/24	L	24	at Cincinnati (34,568)	27
		412		385

1996

Head Coach: Dennis Green

Preseason (1-3)

8/3	W	23	San Diego (34,367) (OT)	20
8/8	L	12	Buffalo (36,297)	35
8/19	L	17	at Miami (55,598)	24
8/23	L	13	at New Orleans (35,728)	16

Regular Season (9-7)

Finish: Second in NFC Central

9/1	W	17	Detroit (52,972)	13
9/8	W	23	at Atlanta (42,688)	17
9/15	W	20	at Chicago (61,301)	14
9/22	W	30	Green Bay (64,168)	21
9/29	L	10	at N.Y. Giants (70,970)	15
10/6	W	14	Carolina (60,894)	12
10/13	L	13	at Tampa Bay (32,175)	24
10/20	BYE WEEK			
10/28	L	13	Chicago (60,774) M	15
11/3	L	6	Kansas City (59,552)	21
11/10	L	23	at Seattle (50,794)	42
11/17	W	16	at Oakland (41,183) (OT) Sun. night	13
11/24	L	17	Denver (59,142)	21
12/1	W	41	Arizona (45,767)	17
12/8	W	24	at Detroit (46,043) Sun. night	22
12/15	W	21	Tampa Bay (49,302)	10
12/22	L	10	at Green Bay (59,306)	38
		298		315

NFC First-Round Playoffs

(Texas Stadium, Irving, TX)
12/28 L 15 Dallas (64,682) 40

1997

Head Coach: Dennis Green

Preseason (3-2)

7/26	W	28	Seattle at Canton (23,846)	26
8/2	W	26	St. Louis Rams (36,971)	6
8/8	L	3	at Buffalo (32,559)	27
8/16	L	13	at Cincinnati (44,316)	17
8/22	W	28	San Diego (44,300)	12

Regular Season (9-7)

Finish: 4th in NFC Central

8/31	W	34	at Buffalo (79,139)	13
9/7	W	27	at Chicago (59,263)	24
9/14	L	14	Tampa Bay (63,697)	28
9/21	L	32	at Green Bay (60,115)	38
9/28	W	28	Philadelphia (55,149) Sun. night	19
10/5	W	20	at Arizona (45,550)	17
10/12	W	21	Carolina (62,625)	14
10/19	BYE WEEK			
10/26	W	10	at Tampa Bay (66,815)	6
11/2	W	23	New England (62,917)	18
11/9	W	29	Chicago (63,443)	22
11/16	L	15	at Detroit (68,910)	38
11/23	L	21	at N.Y. Jets (77,716)	23
12/1	L	11	Green Bay (64,001) Mon. night	27
12/7	L	17	at San Francisco (55,761)	28
12/14	L	13	Detroit (60,982)	14
12/21	W	39	Indianapolis (54,107)	28
		354		359

NFC First-Round Playoffs

(Giants Stadium, East Rutherford, NJ)
12/27 W 23 N.Y. Giants (77,710) 22

NFC Divisional Playoffs

(3COM Park, San Francisco, CA)
1/3/98 L 22 San Francisco (65,018) 38

1998

Head Coach: Dennis Green

Preseason (4-0)

8/15	W	28	at New England (54,111)	0
8/19	W	34	Kansas City (60,995)	0
8/22	W	25	at Carolina (64,569) (OT)	22
8/28	W	42	San Diego (62,127)	28

Regular Season (15-1)

Finish: NFC Central Champions

9/6	W	31	Tampa Bay (62,538)	7
9/13	W	38	at St. Louis Rams (56,234)	31
9/20	W	29	Detroit (63,107)	6
9/27	W	31	at Chicago (57,783)	28
10/5	W	37	at Green Bay (59,849) Mon. night	24
10/11	BYE WEEK			
10/18	W	41	Washington (64,004)	7
10/25	W	34	at Detroit (77,885)	13
11/1	L	24	at Tampa Bay (64,979)	27
11/8	W	31	New Orleans (63,779)	24
11/15	W	24	Cincinnati (64,232)	3
11/22	W	28	Green Bay (64,471)	14
11/26	W	46	at Dallas (64,366) Thanksgiving	36
12/6	W	48	Chicago (64,247) Sun. night	22
12/13	W	38	at Baltimore Ravens (69,074)	28
12/20	W	50	Jacksonville (64,363) Sun. night	10
12/26	W	26	at Tennessee (41,121) Sat. day	16
		556		296

NFC Divisional Playoffs

(Metrodome, Minneapolis, MN)
1/10/99 W 41 Arizona (63,760) 21

NFC Championship Game

(Metrodome, Minneapolis, MN)
1/17/99 L 27 Atlanta (64,060) (OT) 30

1999

Head Coach: Dennis Green

Preseason (2-2)

8/13	L	21	N.Y. Giants (63,434)	36
8/21	W	24	at Cleveland (71,398)	17
8/26	W	17	Philadelphia (63,387)	13
9/3	L	17	at N.Y. Jets (76,782)	38

Regular Season (10-6)

Finish: 2nd in NFC Central

9/12	W	17	at Atlanta (69,555)	14
9/19	L	17	Oakland (64,080)	23
9/26	L	20	at Green Bay (59,868)	22
10/3	W	21	Tampa Bay (64,106)	14
10/10	L	22	Chicago (64,107)	24
10/17	L	23	at Detroit (76,516)	25
10/24	W	40	San Francisco (64,109)	16
10/31	W	23	at Denver (75,021)	17
11/8	W	27	Dallas (64,111) Mon. night	20
11/14	W	27	at Chicago (66,944) (OT)	24
11/21	BYE WEEK			
11/28	W	35	San Diego (64,232)	27
12/6	L	17	at Tampa Bay (65,741) Mon. night	24
12/12	L	28	at Kansas City (78,932) Sun. night	31
12/20	W	24	Green Bay (64,203) Mon. night	20
12/26	W	34	at N.Y. Giants (78,095)	17
1/2/00	W	24	Detroit (64,103)	17
		399		335

NFC First-Round Playoffs

(Metrodome, Minneapolis, MN)
1/9/00 W 27 Dallas (64,056) 10

NFC Divisional Playoffs

(TWA Dome, St. Louis, MO)
1/16/00 L 37 St. Louis Rams (66,194) 49

2000

Head Coach: Dennis Green

Preseason (1-3)

8/5	L	24	New Orleans (63,445)	25
8/12	L	7	at San Diego (43,805)	31
8/18	W	35	Arizona Cards (63,563)	17
8/24	L	30	at Indianapolis (51,337)	32

Regular Season (11-5)

Finish: NFC Central Champions

9/3	W	30	Chicago (64,104)	27
9/10	W	13	Miami (64,112)	7
9/17	W	21	at New England (60,292)	13
9/24	BYE WEEK			
10/1	W	31	at Detroit (76,438)	24

10/9	W	30	Tampa Bay (64,162)	Mon. night	23
10/15	W	28	at Chicago (66,944)	Sun. night	16
10/22	W	31	Buffalo (64,116)		27
10/29	L	13	at Tampa Bay (65,589)		41
11/6	L	20	at Green Bay (59,854) (OT)	MNF	26
11/12	W	31	Arizona (64,223)		14
11/19	W	31	Carolina (64,208)		17
11/23	W	27	at Dallas (63,878)	Thanksgiving	15
11/30	W	24	Detroit (64,214)	Thurs. night	17
12/10	L	29	at St. Louis Rams (66,273)		40
12/17	L	28	Green Bay (64,183)		33
12/24	L	10	at Indianapolis Colts (56,672)		31

397

NFC Divisional Playoffs

(Metrodome, Minneapolis, MN)					
1/6/01	W	34	New Orleans (63,881)		16

NFC Championship

(Giants Stadium, East Rutherford, NJ)					
1/14/01	L	0	NV Giants (79,310)		41

2001

Head Coach: Dennis Green (first 15 games), Mike Tice (final game)
Preseason (4-0)

8/11	W	28	New Orleans (46,752)		21
			at San Antonio, TX		
8/16	W	24	Pittsburgh (63,790)		10
8/24	W	28	Indianapolis (63,804)		21
8/31	W	20	at Miami (60,136)		7

Regular Season (5-11)

Finish: 4th in NFC Central					
9/9	L	13	Carolina (64,108)		24
9/23	L	10	at Chicago (66,944)		17
9/30	W	20	Tampa Bay (64,105)		16
10/7	L	15	at New Orleans (70,020)		28
10/14	W	31	Detroit (64,048)		26
10/21	W	35	Green Bay (64,165)		13
10/28	L	14	at Tampa Bay (65,558)		41
11/4			BYE WEEK		
11/11	L	17	at Philadelphia (65,638)		48
11/19	W	28	N.Y. Giants (64,283)	Mon. night	16
11/25	L	6	Chicago (64,214)	Sun. night	13
12/2	L	16	at Pittsburgh (62,661)		21
12/9	W	42	Tennessee (64,271)		24
12/16	L	24	at Detroit (72,190)		27
12/23	L	3	Jacksonville (64,150)		33
12/30	L	13	at Green Bay (59,870)		24
1/7/02	L	3	at Baltimore (69,465)	Mon. night	19

290 **390**

2002

Head Coach: Mike Tice
Preseason (2-2)

8/10	L	15	Cleveland (63,532)		27
8/16	W	24	at Buffalo (46,027)		21
8/23	W	14	Tennessee (63,845)		10
8/29	L	14	at Pittsburgh (57,062)		17

Regular Season (6-10)

Finish: 2nd in NFC North					
9/8	L	23	at Chicago (63,226)	(Champaign, IL)	27
9/15	L	39	Buffalo (64,047)	(OT)	45



Antoine Winfield was NFC Defensive Player of the Week for the 2004 Wild Card playoff win at Green Bay.

9/22	L	14	Carolina (63,945)		21
9/29	L	23	at Seattle (65,212)	Sun. night	48
10/6			BYE WEEK		
10/13	W	31	Detroit (64,013)		24
10/20	L	7	at N.Y. Jets (78,516)		20
10/27	W	25	Chicago (64,122)		24
11/3	L	24	at Tampa Bay (65,667)		38
11/10	W	20	N.Y. Giants (64,005)		27
11/17	W	31	Green Bay (64,153)		21
11/24	L	17	at New England (68,436)		24
12/1	L	24	Atlanta (63,947)	(OT)	30
12/8	L	22	at Green Bay (64,070)	Sun. night	26
12/15	W	32	at New Orleans (67,851)		31
12/21	W	20	Miami (64,285)	Sat. day	17
12/29	W	38	at Detroit (60,233)		36

390 **442**

2003

Head Coach: Mike Tice
Preseason (1-3)

8/9	L	14	Jacksonville (63,370)		16
8/16	L	16	at Kansas City (75,634)		26
8/22	W	21	at Oakland (37,411)		6
8/28	L	27	Arizona (63,473)		31

Regular Season (9-7)

Finish: 2nd in NFC North					
9/7	W	30	at Green Bay (70,505)		25
9/14	W	24	Chicago (64,144)	Sun. night	13
9/21	W	23	at Detroit (60,865)		13
9/28	W	35	San Francisco (64,111)		7
10/5	W	39	at Atlanta (70,427)		26
10/12			BYE WEEK		
10/19	W	28	Denver (64,381)		20
10/26	L	17	N.Y. Giants (64,114)		29
11/2	L	27	Green Bay (64,482)	Sun. night	30
11/9	L	28	at San Diego (64,738)		42
11/16	L	18	at Oakland (56,653)		28
11/23	W	24	Detroit (63,946)		14
11/30	L	17	at St. Louis (66,134)		48
12/7	W	34	Seattle (63,968)		7
12/14	L	10	at Chicago (61,804)		13
12/20	W	45	Kansas City (64,291)	Sat. day	20
12/28	L	17	at Arizona (52,734)		18

416 **353**

2004

Head Coach: Mike Tice
Preseason (2-2)

8/14	W	23	Arizona (63,658)		6
8/20	L	24	at Atlanta (70,623)		27
8/27	W	23	San Francisco (63,960)		10
9/2	L	21	at Seattle (50,198)		23

Regular Season (8-8)

Finish: 2nd in NFC North					
9/12	W	35	Dallas (64,105)		17
9/20	L	16	at Philadelphia (67,676)	Mon. night	27
9/26	W	27	Chicago (64,163)		22
10/3			BYE WEEK		
10/10	W	34	at Houston (70,718)	(OT)	28
10/17	W	38	at New Orleans (64,900)	Sun. night	31
10/24	W	20	Tennessee (64,108)		3
10/31	L	13	N.Y. Giants (64,012)		34
11/8	L	28	at Indianapolis (57,307)	Mon. night	31
11/14	L	31	at Green Bay (70,671)		34
11/21	W	22	Detroit (64,156)		19
11/28	W	27	Jacksonville (64,004)		16
12/5	L	14	at Chicago (62,051)		24
12/12	L	23	Seattle (64,110)		27
12/19	W	28	at Detroit (62,337)		37
12/24	L	31	Green Bay (64,311)	Fri. day	24
1/2	L	18	at Washington (76,876)		21

405 **395**

NFC First-Round Playoffs

(Lambeau Field, Green Bay, WI)					
1/9/05	W	31	Green Bay (71,705)		17

NFC Divisional Playoffs

(Lincoln Financial Field, Philadelphia, PA)					
1/16/05	L	14	Philadelphia (67,722)		27

2005

Head Coach: Mike Tice
Preseason (3-1)

8/12	W	27	Kansas City (63,621)		16
8/19	L	21	at N.Y. Jets (76,441)		28
8/26	W	19	San Diego (64,172)		16
9/2	W	23	at Seattle (63,746)		21

Regular Season (9-7)

Finish: 2nd in NFC North					
9/11	L	13	Tampa Bay (63,939)		24
9/18	L	8	at Cincinnati (65,763)		37

9/25	W	33	New Orleans (63,952)		16
10/2	L	10	at Atlanta (69,552)		30
10/9			BYE WEEK		
10/16	L	3	at Chicago (62,143)		28
10/23	W	23	Green Bay (64,278)		20
10/30	L	13	at Carolina (73,502)		38
11/6	W	27	Detroit (63,813)		14
11/13	W	24	at N.Y. Giants (78,637)		21
11/21	W	20	at Green Bay (70,610)	Mon. night	17
11/27	W	24	at Cleveland (63,814)		12
12/4	W	21	at Detroit (61,375)		16
12/11	W	27	St. Louis (64,005)		13
12/18	L	3	Pittsburgh (64,136)		18
12/25	L	23	at Baltimore (70,246)	Sun. night	30
1/1/06	W	34	Chicago (64,023)		10

306 **344**

2006

Head Coach: Brad Childress
Preseason (2-1-1)

8/14	L	13	Oakland (63,278)		16
8/19	W	17	at Pittsburgh (67,813)		10
8/25	W	30	Baltimore (63,257)		7
8/31	T	10	at Dallas (60,299)		10

Regular Season (6-10)

Finish: 3rd in NFC North					
9/11	W	19	at Washington (90,608)	Mon. night	16
9/17	W	16	Carolina (63,623)	(OT)	13
9/24	L	16	Chicago (63,754)		19
10/1	L	12	at Buffalo (71,972)		17
10/8	W	26	Detroit (63,906)		13
10/15			BYE WEEK		
10/22	W	31	at Seattle (63,118)		13
10/30	L	7	New England (63,819)	Mon. night	31
11/5	L	3	at San Francisco (68,088)		9
11/12	L	17	Green Bay (63,924)		23
11/19	L	20	at Miami (73,070)		24
11/26	W	31	Arizona (63,483)		26
12/3	L	13	at Chicago (62,221)		23
12/10	W	30	at Detroit (60,861)		20
12/17	L	3	N.Y. Jets (63,677)		26
12/21	L	7	at Green Bay (70,864)	Thurs. night	9
12/31	L	21	St. Louis (63,557)		41

282 **327**

2007

Head Coach: Brad Childress
Preseason (2-2)

8/10	L	10	St. Louis (62,666)		13
8/17	W	37	at N.Y. Jets (75,851)		20
8/25	L	13	at Seattle (66,723)		30
8/30	W	23	Dallas (62,938)		14

Regular Season (8-8)

Finish: 2nd in NFC North					
9/9	W	24	Atlanta (62,815)		3
9/16	L	17	at Detroit (61,771)	(OT)	20
9/23	L	10	at Kansas City (78,038)		13
9/30	L	16	Green Bay (63,779)		23
10/7			BYE WEEK		
10/14	W	34	at Chicago (62,174)		31
10/21	L	14	at Dallas (63,432)		24
10/28	L	16	Philadelphia (63,019)		23
11/4	W	35	San Diego (63,043)		17
11/11	L	0	at Green Bay (70,945)		34
11/18	W	29	Oakland (62,960)		22
11/25	W	41	at N.Y. Giants (78,591)		17
12/2	W	42	Detroit (62,996)		10
12/9	W	27	at San Francisco (68,050)		7
12/17	W	20	Chicago (63,800)	Mon. night	13
12/23	L	21	Washington (63,634)	Sun. night	32
12/30	L	19	at Denver (76,084)	(OT)	22

365 **31**

2008

Head Coach: Brad Childress
Preseason (1-3)

8/9	L	17	Seattle (62,545)		34
8/16	W	23	at Baltimore (70,585)		15
8/23	L	10	Pittsburgh (62,623)		12
8/28	L	10	at Dallas (60,246)		16

Regular Season (10-6)

Finish: NFC North Champions					
9/8	L	19	at Green Bay (71,004)	Mon. night	24
9/14	L	15	Indianapolis (63,585)		18
9/21	W	20	Carolina (62,628)		10
9/28	L	17	at Tennessee (69,143)		30
10/6	W	30	at New Orleans (70,015)	Mon. night	27
10/12	W	12	Detroit (62,867)		10
10/19	L	4	at Chicago (62,235)		48
10/26			BYE WEEK		

2021 VIKINGS

11/9	W	28	Green Bay (63,845)	27
11/16	L	13	at Tampa Bay (65,278)	19
11/23	W	30	at Jacksonville (65,064)	12
11/30	W	34	Chicago (63,722) Sun. night	14
12/7	W	20	at Detroit (50,444)	16
12/14	W	35	at Arizona (64,457)	14
12/21	W	17	Atlanta (62,889)	24
12/28	W	20	N.Y. Giants (63,761)	19
		379		333

NFC First-Round Playoffs

(Metrodome, Minneapolis, MN)		
1/4/09 L	14 Philadelphia (61,746)	26

2009

Head Coach: Brad Childress

Preseason (3-1)

8/14	W	13	at Indianapolis (65,484)	3
8/21	W	17	Kansas City (62,782)	13
8/31	W	17	at Houston (70,191)	10
9/4	L	31	Dallas (62,334)	35

Regular Season (12-4)

Finish: NFC North Champions

9/13	W	34	at Cleveland (70,560)	20
9/20	W	27	at Detroit (56,269)	13
9/27	W	27	San Francisco (63,398)	24
10/5	W	30	Green Bay (63,846) Mon. night	23
10/11	W	38	at St. Louis (60,166)	10
10/18	W	33	Baltimore (63,689)	31
10/25	L	17	at Pittsburgh (65,597)	27
11/1	W	38	at Green Bay (71,213)	26
11/8			BYE WEEK	
11/15	W	27	Detroit (63,854)	10
11/22	W	35	Seattle (63,854)	9
11/29	W	36	Chicago (63,854)	10
12/6	L	17	at Arizona (64,121) Sun. night	30
12/13	W	30	Cincinnati (63,854)	10
12/20	L	7	at Carolina (73,515) Sun. night	26
12/28	L	30	at Carolina (62,479) (OT) Mon. night	36
1/3/10	W	44	N.Y. Giants (63,854)	7
		470		312

NFC Divisional Playoffs

(Metrodome, Minneapolis, MN)				
1/17/10	W	34	Dallas (63,547)	3

NFC Championship

(Superdome, New Orleans, LA)				
1/24/10	L	28	New Orleans (71,276) (OT)	31

2010

Head Coach: Brad Childress (first 10 games), Leslie Frazier (final 6 games)

Preseason (3-1)

8/14	W	28	at St. Louis (40,801)	7
8/22	L	10	at San Francisco (69,732)	15
8/28	W	24	Seattle (63,550)	13
9/2	W	31	Denver (63,328)	24

Regular Season (6-10)

Finish: 4th in NFC North

9/9	L	9	at New Orleans (70,051) Thu. night	14
9/19	L	10	Miami (63,846)	14
9/26	W	24	Detroit (63,377)	10
10/3			BYE WEEK	
10/11	L	20	at N.Y. Jets (77,909) Mon. night	29
10/17	W	24	Dallas (64,120)	21
10/24	L	24	at Green Bay (71,077) Sun. night	28
10/31	L	18	at New England (68,756)	28
11/7	W	27	Arizona (64,120) (OT)	24
11/14	L	13	at Chicago (62,206)	27
11/21	L	3	Green Bay (64,120)	31
11/28	W	17	at Washington (83,602)	13
12/5	W	38	Buffalo (64,012)	14
12/13	L	3	N.Y. Giants (45,910)* Mon. night	21
12/20	L	14	Chicago (45,504)* Mon. night	40
12/28	W	24	at Philadelphia (69,144)* Tue. night	14
1/2/11	L	13	at Detroit (57,013)	20
		281		348

* Played at Ford Field, Detroit, moved due to weather-related Metrodome collapse

* Played at TCF Bank Stadium, Univ. of MN

* Delayed from 12/26 by blizzard in Philadelphia

2011

Head Coach: Leslie Frazier

Preseason (2-2)

8/13	L	3	at Tennessee (69,143)	14
8/20	W	20	at Seattle (65,599)	7
8/27	L	17	Dallas (62,800)	23
9/1	W	28	Houston (62,148)	0

Regular Season (3-13)

Finish: 4th in NFC North

9/11	L	17	at San Diego (66, 716)	24
------	---	----	------------------------	----



Mike Zimmer won his head coaching debut in the 2014 season opener at St. Louis, a 34-6 victory.

9/18	L	20	Tampa Bay (62, 461)	24
9/25	L	23	Detroit (62, 466)	26
10/2	L	17	at Kansas City (72, 931)	22
10/9	W	34	Arizona (62, 479)	10
10/16	L	10	at Chicago (62, 322) Sun. night	39
10/23	L	27	Green Bay (63, 946)	33
10/30	W	24	at Carolina (72, 095)	21
11/6			BYE WEEK	
11/14	L	7	at Green Bay (70, 519) Mon. night	45
11/20	L	21	Oakland (62, 748)	27
11/27	L	14	at Atlanta (68, 115)	24
12/4	L	32	Denver (62, 939)	35
12/11	L	28	at Detroit (63, 988)	34
12/18	L	20	New Orleans (62, 623)	42
12/24	W	33	at Washington (63, 370) Sat. day	26
1/1/12	L	13	Chicago (62, 867)	17
		340		449

2012

Head Coach: Leslie Frazier

Preseason (1-3)

8/10	L	6	at San Francisco (69,732)	17
8/17	W	36	Buffalo (56,430)	14
8/24	L	10	San Diego (56,521)	12
8/30	L	24	at Houston (71,116)	28

Regular Season (10-6)

Finish: 2nd in NFC North

9/9	W	26	Jacksonville (56, 607) (OT)	23
9/16	L	20	at Indianapolis (63, 912)	23
9/23	W	24	San Francisco (57, 288)	13
9/30	W	20	at Detroit (63, 616)	7
10/7	W	30	Tennessee (57, 652)	7
10/14	L	26	at Washington (78, 476)	38
10/21	W	21	Arizona (61, 068)	18
10/25	L	17	Tampa Bay (60, 860) Thurs. night	36
11/4	L	20	at Seattle (67, 584)	30
11/11	W	34	Detroit (64, 059)	24
11/18			BYE WEEK	
11/25	L	10	at Chicago (62, 306)	28
12/2	L	14	at Green Bay (70, 567)	28
12/9	W	21	Chicago (64, 134)	14
12/16	W	36	at St. Louis (55, 751)	22
12/23	W	23	at Houston (71, 688)	6
12/30	W	37	Green Bay (64, 134)	34
		379		348

NFC First-Round Playoffs

(Lambeau Field, Green Bay, WI)				
1/5/13	L	10	at Green Bay (71, 548)	24

2013

Head Coach: Leslie Frazier

Preseason (1-3)

8/9	L	13	Houston (62, 306)	27
8/16	L	16	at Buffalo (60, 164)	20
8/25	L	14	at San Francisco (69, 732)	34
8/29	W	24	Tennessee (62, 603)	23

Regular Season (5-10-1)

Finish: 4th in NFC North

9/8	L	24	at Detroit (62, 461)	34
9/15	L	30	at Chicago (62, 181)	31
9/22	L	27	Cleveland (63, 672)	31

9/29	W	34	Pittsburgh at London* (83, 518)	27
10/6			BYE WEEK	
10/13	L	10	Carolina (63, 963)	35
10/21	L	7	at N.Y. Giants (79, 314) Mon. night	23
10/27	L	31	Green Bay (64, 134) Sun. night	44
11/3	L	23	at Dallas (85, 360)	27
11/7	W	34	Washington (64, 011) Thurs. night	27
11/17	L	20	at Seattle (68, 235)	41
11/24	T	26	at Green Bay (77, 871) (OT)	26
12/1	W	23	Chicago (64, 134) (OT)	20
12/8	L	26	at Baltimore (70, 921)	29
12/15	W	48	Philadelphia (64, 087)	30
12/22	L	14	at Cincinnati (61, 555)	42
12/29	W	14	Detroit (64, 134)	13
		391		480

* Played at Wembley Stadium, London

2014

Head Coach: Mike Zimmer

Preseason (4-0)

8/8	W	10	Oakland (51, 752)	6
8/16	W	38	Arizona (51, 763)	28
8/23	W	30	at Kansas City (73, 442)	12
8/28	W	19	at Tennessee (69, 143)	3

Regular Season (7-9)

Finish: 3rd in NFC North

9/7	W	34	at St. Louis (55, 919)	6
9/14	L	7	New England (52, 350)	30
9/21	L	9	at New Orleans (73, 005)	20
9/28	W	41	Atlanta (52, 173)	28
10/2	L	10	at Green Bay (78, 054) Thurs. night	42
10/12	L	3	Detroit (52, 213)	17
10/19	L	16	at Buffalo (68, 477)	17
10/26	W	19	at Tampa Bay (56, 577) (OT)	13
11/2	W	29	Washington (52, 252)	26
11/9			BYE WEEK	
11/16	L	13	at Chicago (61, 792)	21
11/23	L	21	Green Bay (52, 386)	24
11/30	W	31	Carolina (52, 016)	13
12/7	W	30	N.Y. Jets (52, 152) (OT)	24
12/14	L	14	at Detroit (62, 490)	36
12/21	L	35	at Miami (66, 203)	17
12/28	W	13	Chicago (52, 364)	9
		325		343

2015

Head Coach: Mike Zimmer

Preseason (4-1)

8/9	W	14	Pittsburgh at Canton (23, 379)	3
8/15	W	26	Tampa Bay (50, 610)	16
8/22	W	20	Oakland (50, 656)	12
8/29	W	28	at Dallas (86, 082)	14
9/3	L	17	at Tennessee (61, 294)	24

Regular Season (11-5)

Finish: 1st in NFC North

9/14	L	3	at San Francisco (70, 499) Mon. night	20
9/21	W	26	Detroit (52, 319)	16
9/27	W	31	San Diego (52, 400)	14
10/4	L	20	at Denver (77, 029)	23
10/11			BYE WEEK	
10/18	W	16	Kansas City (52, 480)	10
10/25	W	28	at Detroit (60, 231)	19
11/1	W	23	at Chicago (62, 231)	20
11/8	W	21	St. Louis (52, 406) (OT)	18
11/15	W	30	at Oakland (54, 700)	14
11/22	L	13	Green Bay (52, 529)	30



The Vikings won their first regular season international game in 2013 over Pittsburgh.

11/29	W	20	at Atlanta (70,610)	10
12/6	L	7	Seattle (52,430)	38
12/10	L	20	at Arizona (64,784) Thurs.	night 23
12/20	W	38	Chicago (52,421)	17
12/27	W	49	N.Y. Giants (52,455) Sun.	night 17
1/3/16	W	20	at Green Bay (78,412) Sun.	night 13
		365		302

NFC First-Round Playoffs
(TCF Bank Stadium, Minneapolis, MN)
1/10/16 L 9 Seattle (52,090) 10

2016

Head Coach: Mike Zimmer
Preseason (4-0)

8/12	W	17	at Cincinnati (50,737)	16
8/18	W	18	at Seattle (68,469)	11
8/28	W	23	San Diego (66,143)	10
9/1	W	27	LA Rams (66,262)	25

Regular Season (8-7)
Finish: 3rd in NFC North

9/11	W	25	at Tennessee (63,816)	16
9/18	W	17	Green Bay (66,813) Sun.	night 14
9/25	W	22	at Carolina (73,818)	10
10/3	W	24	N.Y. Giants (66,690) Mon.	night 10
10/9	W	31	Houston (66,683)	13
10/16			BYE WEEK	
10/23	L	10	at Philadelphia (69,596)	21
10/31	L	10	at Chicago (60,422) Mon.	night 20
11/6	L	16	Detroit (66,807)	22
11/13	L	20	at Washington (78,216)	26
11/20	W	30	Arizona (66,808)	24
11/24	L	13	at Detroit (63,793) Thanksgiving	16
12/1	L	15	Dallas (66,860) Thurs.	night 17
12/11	W	25	at Jacksonville (62,701)	16
12/18	L	6	Indianapolis (66,820)	34
12/24	L	25	at Green Bay (77,856) Sat. day	38
1/1/17	W	38	Chicago (66,808)	10
		327		307

2017

Head Coach: Mike Zimmer
Preseason (2-2)

8/10	W	17	at Buffalo (60,459)	10
8/18	L	13	at Seattle (68,550)	20
8/27	W	32	San Francisco (66,551)	31
8/31	L	9	Miami (66,409)	30

Regular Season (13-3)
Finish: 1st in NFC North

9/11	W	29	New Orleans (66,606) Mon.	night 19
9/17	L	9	at Pittsburgh (65,971)	26
9/24	W	34	Tampa Bay (66,390)	17
10/1	L	7	Detroit (66,730)	14
10/9	W	20	at Chicago (61,834) Mon.	night 17
10/15	W	23	Green Bay (66,848)	10
10/22	W	24	Baltimore (66,751)	16
10/29	W	33	at Cleveland (London) ^ (74,237)	16
11/5			BYE WEEK	
11/12	W	38	at Washington (74,476)	30
11/19	W	24	Los Angeles Rams (66,809)	7
11/23	W	30	at Detroit (66,613) Thanksgiving	23
12/3	W	14	at Atlanta (71,185)	9
12/10	L	24	at Carolina (73,728)	31
12/17	W	34	Cincinnati (66,833)	7

12/23	W	16	at Green Bay (78,092) Sat.	night 0
12/31	W	23	Chicago (66,808)	10
		382		252

^ Played at Twickenham Stadium, London

NFC Divisional Round Playoffs
(U.S. Bank Stadium, Minneapolis, MN)
1/14/18 W 29 New Orleans (66,612) 24

NFC Championship Game
(Lincoln Financial Field, Philadelphia, PA)
1/21/18 L 7 Philadelphia (69,596) 38

2018

Head Coach: Mike Zimmer
Preseason (3-1)

8/11	W	42	at Denver (75,530)	28
8/18	L	10	Jacksonville (66,637)	14
8/24	W	21	Seattle (66,676)	10
8/30	W	13	at Tennessee (61,455)	20

Regular Season (8-7-1)
Finish: 2nd in NFC North

9/9	W	24	San Francisco (66,673)	16
9/16	T	29	at Green Bay (78,461)	29
9/23	L	6	Buffalo (66,600)	27
9/27	L	31	at L.A. Rams (72,027) Thurs.	night 38
10/7	W	23	at Philadelphia (65,696)	21
10/14	W	23	Arizona (66,801)	17
10/21	W	37	at N.Y. Jets (77,982)	17
10/28	L	20	New Orleans (66,801) Sun.	night 30
11/4	W	24	Detroit (66,825)	9
11/11			BYE WEEK	
11/18	L	20	at Chicago (61,651)	25
11/25	W	24	Green Bay (66,872) Sun.	night 17
12/2	L	10	at New England (65,878)	24
12/10	L	7	at Seattle (69,007) Mon.	night 21
12/16	W	41	Miami (66,841)	17
12/23	W	27	at Detroit (61,641)	9
12/30	L	10	Chicago (66,878)	24
		360		341

2019

Head Coach: Mike Zimmer
Preseason (3-1)

8/9	W	34	at New Orleans (73,018)	25
8/18	W	25	Seattle (66,636)	19
8/24	W	20	Arizona (66,698)	9
8/29	L	23	at Buffalo (57,765)	27

Regular Season (10-6)
Finish: 2nd in NFC North

9/8	W	28	Atlanta (66,714)	12
9/15	L	16	at Green Bay (78,416)	28
9/22	W	34	Oakland (66,738)	14
9/29	L	6	at Chicago (62,131)	16
10/6	W	28	at NY Giants (75,041)	10
10/13	W	38	Philadelphia (66,837)	20
10/20	W	42	at Detroit (60,314)	30
10/24	W	19	Washington (66,776) Thurs.	night 9
11/3	L	23	at Kansas City (73,615)	26
11/10	W	28	at Dallas (91,188) Sun.	night 24
11/17	W	27	Denver (66,883)	23
11/24			BYE WEEK	
12/2	L	30	at Seattle (69,080) Mon.	night 37
12/8	W	20	Detroit (66,776)	7
12/15	W	39	at LA Chargers (25,445)	10

12/23	L	10	Green Bay (67,167) Mon.	night 23
12/29	L	19	Chicago (66,913)	21
		407		303

NFC First-Round Playoffs
(Mercedes-Benz Stadium, New Orleans, LA)
1/5/20 W 26 at New Orleans (73,038) (OT) 20

NFC Divisional Round Playoffs
(Levi's Stadium, Santa Clara, CA)
1/11/20 L 10 at San Francisco (71,649) 27

2020

Head Coach: Mike Zimmer
Regular Season (7-9)
Finish: 3rd in NFC North

9/13	L	34	Green Bay (0)	43
9/20	L	11	at Indianapolis (2,500)	28
9/27	L	30	Tennessee (0)	31
10/4	W	31	at Houston (12,102)	23
10/11	L	26	at Seattle (0) Sun.	night 27
10/18	L	23	Atlanta (0)	40
10/25			BYE WEEK	
11/1	W	28	at Green Bay (0)	22
11/8	W	34	Detroit (0)	20
11/16	W	19	at Chicago (0) Mon.	night 13
11/22	L	28	Dallas (0)	31
11/29	W	28	Carolina (0)	27
12/6	W	27	Jacksonville (0) OT	24
12/13	L	14	at Tampa Bay (16,031)	26
12/20	L	27	Chicago (0)	33
12/25	L	33	at New Orleans (3,000) Fri.	day 52
1/3/21	W	37	at Detroit (0)	35
		430		475

2021

Head Coach: Mike Zimmer
Preseason (0)

8/13-			Denver	
8/20-			Indianapolis	
8/27-			at Kansas City	

Regular Season (0)
Finish:

9/12			at Cincinnati	
9/19			at Arizona	
9/26			Seattle	
10/3			Cleveland	
10/10			Detroit	
10/17			at Carolina	
10/24			BYE WEEK	
10/31			Dallas Sun.	night
11/7			at Baltimore	
11/14			at LA Chargers	
11/21			Green Bay	
11/28			at San Francisco	
12/5			at Detroit	
12/9			Pittsburgh Thurs.	night
12/20			at Chicago Mon.	night
12/26			LA Rams	
1/2/22			at Green Bay Sun.	night
1/9/22			Chicago	



Dalvin Cook and Justin Jefferson had record-setting seasons in 2020, both earning Pro Bowl recognition for their performances.

VIKINGS SUPER BOWL SEASONS

1969 - Super Bowl IV vs. Kansas City at Tulane Stadium, New Orleans

The Vikings advanced to the first Super Bowl in franchise history by capping a 12-2 regular season with playoff wins over the LA Rams in the Western Conference Championship at Met Stadium on December 27 and topping the Cleveland Browns the following week in the final NFL Championship game in league history at the Met. The games were the first playoff wins in franchise history and came in Bud Grant's 3rd season as head coach. The 1969 season was the last under the AFL-NFL format before the rival leagues merged for the 1970 campaign as the NFL and adopted the AFC and NFC conferences and re-alignment.

SUPER BOWL IV

USUAL STARTERS:
OFFENSE

WR Gene Washington
LT Grady Alderman
LG Jim Vellone
C Mick Tingelhoff
RG Milt Sunde
RT Doug Davis
TE John Beasley
QB John Henderson
WR Joe Kapp
QB Dave Osborn
RB Bill Brown

USUAL STARTERS:
DEFENSE

DE Carl Eller
DT Gary Larsen
DT Alan Page
DE Jim Marshall
LB Roy Winston
LB Lonnie Warwick
LB Wally Hilgenberg
CB Earsell Mackbee
CB Bobby Bryant
SS Karl Kasulke
FS Paul Krause

Grant earned his only NFL Coach of the Year honors for the '69 season. An estimated TV audience of 44.3 million tuned in to CBS to hear Jack Buck and Pat Summerall call the action. The halftime show featured the Southern University marching band and a tribute to Mardi Gras.

AWARD WINNERS:

ALL-PRO: Carl Eller, Alan Page, Mick Tingelhoff

PRO BOWL: Carl Eller, Joe Kapp, Paul Krause, Gary Larsen, Jim Marshall, Mick Tingelhoff, Gene Washington

NFL COACH OF THE YEAR: Bud Grant

TEAM LEADERS:

RUSHING: Dave Osborn- 186 attempts, 643 yards, 7 TDs

PASSING: Joe Kapp- 237 attempts, 120 completions, 1,726 yards, 19 TDs, 13 INTs

RECEIVING: Gene Washington- 39 receptions, 821 yards, 9 TDs

SCORING: Fred Cox- 43 PAT, 26 FG, 121 points

INTERCEPTIONS: Bobby Bryant- 9 INT, 87 yards

TACKLES: Lonnie Warwick- 76 tackles

SACKS: Carl Eller- 15.0

1969

Head Coach: Bud Grant

Regular Season (12-2)

Finish: NFL Central Champions

9/21	L	23	at N.Y. Giants (62,900)	24
9/28	W	52	Baltimore Colts (47,900)	14
10/5	W	19	Green Bay at U. of MN (60,740)	7
10/12	W	31	at Chicago (45,577)	0
10/19	W	27	at St. Louis Cards (49,430)	10
10/26	W	24	Detroit (47,900)	10
11/2	W	31	Chicago (47,900)	14
11/9	W	51	Cleveland (47,900)	3
11/16	W	9	at Green Bay (Milw.) (48,321)	7
11/23	W	52	Pittsburgh (47,202)	14
11/27	W	27	at Detroit (57,906) Thanksgiving	0
12/7	W	20	at L.A. Rams (80,430)	13
12/14	W	10	San Francisco (43,028)	7
12/21	L	3	at Atlanta (52,872)	10
379				133

Western Conference Championship

(Metropolitan Stadium, Bloomington, MN)

12/27 W 23 L.A. Rams (47,900) 20

NFL Championship

(Metropolitan Stadium, Bloomington, MN)

1/4/70 W 27 Cleveland (47,900) 7

Super Bowl IV

(Tulane Stadium, New Orleans, LA)

1/11/70 L 7 Kansas City (80,562) 23

1973 - Super Bowl VIII vs. Miami at Rice Stadium, Houston

The Vikings earned the 2nd Super Bowl berth in club history following the 1973 season, riding a 12-2 regular season into playoff wins over Washington at Met Stadium in the Divisional Round and then capturing the NFC title in Dallas, which remains the only road NFL Championship Game the Vikings have won. The team was spearheaded by QB Fran Tarkenton, who was back with the club for the 2nd season as the starter following a 1972 trade that brought the scramble back from New York. Tarkenton got a new weapon in NFL Rookie of the Year RB Chuck Foreman and Page was recognized as the NFL's Defensive Player of the Year for the 2nd time in 3 seasons (1971, '73).

SUPER BOWL VIII

USUAL STARTERS:
OFFENSE

WR Carroll Dale
LT Grady Alderman
LG Ed White
C Mick Tingelhoff
RG Milt Sunde
RT Ron Yary
TE Stu Voigt
QB John Gilliam
WR Fran Tarkenton
RB Chuck Foreman
RB Oscar Reed

USUAL STARTERS:
DEFENSE

DE Carl Eller
DT Gary Larsen
DT Alan Page
DE Jim Marshall
LB Roy Winston
LB Jeff Siemon
LB Wally Hilgenberg
CB Nate Wright
CB Bobby Bryant
SS Jeff Wright
FS Paul Krause

An estimated TV audience of 41.6 million heard the CBS crew of Ray Scott, Pat Summerall and Bart Starr do the game. The halftime show featured the University of Texas marching band with Miss Texas as a fiddle accompaniment in the A Musical America program.

AWARD WINNERS:

ALL-PRO: Carl Eller, John Gilliam, Alan Page, Fran Tarkenton, Ron Yary

PRO BOWL: Carl Eller, Chuck Foreman, John Gilliam, Paul Krause, Alan Page, Jeff Siemon, Ron Yary

NFL DEFENSIVE PLAYER OF THE YEAR: Alan Page

NFL ROOKIE OF THE YEAR: Chuck Foreman

TEAM LEADERS:

RUSHING: Dave Osborn- 182 attempts, 801 yards, 4 TDs

PASSING: Fran Tarkenton- 378 attempts, 215 completions, 2,651 yards, 18 TDs, 13 INTs

RECEIVING: John Gilliam- 42 receptions, 907 yards, 8 TDs

SCORING: Fred Cox- 33 PAT, 21 FG, 96 points

INTERCEPTIONS: Bobby Bryant- 7 INT, 105 yards, 1 TD

TACKLES: Jeff Siemon- 155 tackles

SACKS: Carl Eller- 11.0

1973

Head Coach: Bud Grant

Regular Season (12-2)

Finish: NFC Central Champions

9/16	W	24	Oakland (46,619)	16
9/23	W	22	at Chicago (55,701)	13
9/30	W	11	Green Bay (48,503)	3
10/7	W	23	at Detroit (54,418)	9
10/14	W	17	at San Francisco (59,359)	13
10/21	W	28	Philadelphia (48,503)	21
10/28	W	10	L.A. Rams (48,503)	9
11/4	W	26	Cleveland (48,503)	3
11/11	W	28	Detroit (48,503)	7
11/19	L	14	at Atlanta (50,850) Mon. night	20
11/25	W	31	Chicago (48,503)	13
12/2	L	0	at Cincinnati (59,580)	27
12/8	W	31	at Green Bay (56,267) Sat. day	7
12/16	W	31	at N.Y. Giants (New Haven) (70,041)	7
296				168

NFC Divisional Playoffs

(Metropolitan Stadium, Bloomington, MN)

12/22 W 27 Washington (46,409) 20

NFC Championship Game

(Texas Stadium, Irving, TX)

12/30 W 27 Dallas (60,272) 10

Super Bowl VIII

(Rice Stadium, Houston, TX)

1/13/74 L 7 Miami (68,142) 24

VIKINGS SUPER BOWL SEASONS

1974 - Super Bowl IX vs. Pittsburgh at Tulane Stadium, New Orleans

The Vikings notched consecutive Super Bowl berths in 1973 and 1974, advancing with a 10-4 regular season mark to the NFC Playoffs in '74 with an offense that ranked #3 in the NFL and a defense ranked #10. Having both units in the top 10 was the 1st time achieving the feat in franchise history and the offense didn't reach #3 again until 1994. The Vikings hosted both the Divisional Round game vs. St. Louis and the NFC title game against Los Angeles at the Met, grinding out a 14-10 win in the game. The game was broadcast on NBC with Curt Gowdy, Al DeRogatis and Don Meredith on the call for an estimated audience of 42.4 million. The Grambling Band led a tribute to Duke Ellington at half.



USUAL STARTERS:

OFFENSE
 WR Jim Lash
 LT Charles Goodrum
 LG Ed White
 C Mick Tingelhoff
 RG Andy Maurer
 RT Ron Yary
 TE Stu Voigt
 WR John Gilliam
 QB Fran Tarkenton
 RB Chuck Foreman
 RB Dave Osborn

USUAL STARTERS:

DEFENSE
 DE Carl Eller
 DT Doug Sutherland
 DT Alan Page
 DE Jim Marshall
 LB Roy Winston
 LB Jeff Siemon
 LB Wally Hilgenberg
 CB Nate Wright
 CB Jackie Wallace
 SS Jeff Wright
 FS Paul Krause

AWARD WINNERS:

ALL-PRO: Alan Page, Ed White, Ron Yary
PRO BOWL: Carl Eller, Chuck Foreman, John Gilliam, Paul Krause, Alan Page, Fran Tarkenton, Ron Yary

TEAM LEADERS:

RUSHING: Chuck Foreman- 199 attempts, 777 yards, 9 TDs
PASSING: Fran Tarkenton- 351 attempts, 199 completions, 2,598 yards, 17 TDs, 12 INTs
RECEIVING: Chuck Foreman- 53 receptions, 586 yards, 6 TDs
SCORING: Chuck Foreman- 15 TDs, 90 points
INTERCEPTIONS: Nate Wright- 6 INT, 91 yards
TACKLES: Jeff Siemon- 151 tackles
SACKS: Alan Page- 11.0

1974	
Head Coach: Bud Grant	
Regular Season (10-4)	
Finish: NFC Central Champions	
9/15	W 32 at Green Bay (56,312) 17
9/22	W 7 at Detroit (49,703) 6
9/29	W 11 Chicago (46,619) 7
10/6	W 23 at Dallas (60,817) 21
10/13	W 51 Houston (48,490) 10
10/20	L 16 Detroit (48,501) 20
10/27	L 14 New England (48,497) 17
11/3	W 17 at Chicago (55,753) 0
11/11	W 28 at St. Louis Cards (51,392) Mon. night 24
11/17	L 7 Green Bay (48,480) 19
11/24	L 17 at L.A. Rams (90,266) 20
12/1	W 29 New Orleans (48,456) 9
12/7	W 23 Atlanta (48,480) 5a 10
12/14	W 35 at Kansas City (72,474) Sat. day 15
310 195	
NFC Divisional Playoffs	
(Metropolitan Stadium, Bloomington, MN)	
12/21	W 30 St. Louis Cards (44,626) 14
NFC Championship Game	
(Metropolitan Stadium, Bloomington, MN)	
12/29	W 14 L.A. Rams (47,404) 10
Super Bowl IX	
(Tulane Stadium, New Orleans, LA)	
1/12/75	L 6 Pittsburgh (80,597) 16

1976 - Super Bowl XI vs. Oakland at Rose Bowl, Pasadena

The Vikings celebrated America's Bicentennial with the 3rd Super Bowl appearance in 4 seasons, advancing to Super Bowl XI against Oakland, playing the 1st Super Bowl at the venerable Rose Bowl. The '76 NFC title made the Vikings the 1st team to play in 4 Super Bowls and the berth was the 4th in 8 seasons for the club. The Vikings 24-13 NFC title game win included one of the most memorable plays in team history when Bobby Bryant returned a blocked Rams FG 90 yards to open the scoring. The Rams cut the lead to 17-13 before a Sammy Johnson TD run put the game away in the 4th quarter of what would be the last home NFC Championship game for the Vikings until the 1998 season. The offense gained a pair of valuable playmakers that set the tone for the season by trading for Ahmad Rashad and drafting Sammy White, who went on to be the NFL's Rookie of the Year.



USUAL STARTERS:

OFFENSE
 WR Ahmad Rashad
 LT Steve Riley
 LG Charles Goodrum
 C Mick Tingelhoff
 RG Ed White
 RT Ron Yary
 TE Stu Voigt
 WR Sammy White
 QB Fran Tarkenton
 RB Chuck Foreman
 RB Brent McClanahan

USUAL STARTERS:

DEFENSE
 DE Carl Eller
 DT Doug Sutherland
 DT Alan Page
 DE Jim Marshall
 LB Matt Blair
 LB Jeff Siemon
 LB Wally Hilgenberg
 CB Nate Wright
 CB Nate Allen
 SS Jeff Wright
 FS Paul Krause

The crowd of 103,438 remains the biggest audience the Vikings have played in front of and was the 1st Super Bowl crowd over 100,000, a mark that still stands 3rd in the history of the game, all 3 crowds coming at the Rose Bowl. An estimated TV audience of 44.4 million heard Curt Gowdy and Don Meredith relay the action on NBC. A Disney production entertained at halftime with a program called It's a Small World including a stadium-wide card stunt.

AWARD WINNERS:

ALL-PRO: Chuck Foreman, Ron Yary
PRO BOWL: Chuck Foreman, Alan Page, Jeff Siemon, Fran Tarkenton, Ed White, Sammy White, Ron Yary
NFL ROOKIE OF THE YEAR: Sammy White

TEAM LEADERS:

RUSHING: Chuck Foreman- 278 attempts, 1,155 yards, 13 TDs
PASSING: Fran Tarkenton- 412 attempts, 255 completions, 2,961 yards, 17 TDs, 8 INTs
RECEIVING: Chuck Foreman- 55 receptions, 567 yards, 1 TD
SCORING: Fred Cox- 32 PAT, 19 FG, 89 points
INTERCEPTIONS: Nat Wright- 7 INT, 47 yards, 0 TD
TACKLES: Jeff Siemon- 161 tackles
SACKS: Alan Page- 18.0

1976	
Head Coach: Bud Grant	
Regular Season (11-2-1)	
Finish: NFC Central Champions	
9/12	W 40 at New Orleans (58,156) 9
9/19	T 10 L.A. Rams (47,310) (OT) 10
9/26	W 10 at Detroit (77,232) 9
10/4	W 17 Pittsburgh (47,809) Mon. night 6
10/14	W 20 Chicago (47,948) 19
10/17	W 24 N.Y. Giants (47,156) 7
10/24	W 31 at Philadelphia (56,233) 12
10/31	L 13 at Chicago (56,602) 14
11/7	W 17 Detroit (46,735) 23
11/14	W 27 Seattle (45,087) 21
11/21	W 31 at Green Bay (Mil.) (53,104) 10
11/29	L 16 at San Fran. (56,775) Mon. night 20
12/5	W 20 Green Bay (43,700) 9
12/11	W 23 at Miami (46,543) Sat. day 7
305 176	
NFC Divisional Playoffs	
(Metropolitan Stadium, Bloomington, MN)	
12/18	W 35 Washington (47,221) 20
NFC Championship Game	
(Metropolitan Stadium, Bloomington, MN)	
12/26	W 24 L.A. Rams (47,191) 13
Super Bowl XI	
(Rose Bowl, Pasadena, CA)	
1/9/77	L 14 Oakland (103,438) 32

YEAR-BY-YEAR CHAMPIONS

NATIONAL FOOTBALL LEAGUE - WESTERN CONFERENCE

WESTERN CONFERENCE: Minnesota, Baltimore, Chicago, Detroit, Green Bay, Los Angeles, San Francisco

	VIKINGS	CONFERENCE CHAMP	NFL CHAMP	SUPER BOWL	NFL MVP	COACH OF THE YEAR
1961	3-11 (7th Western)	Green Bay	Green Bay		Paul Hornung, Green Bay	Allie Sherman, NY Giants
1962	2-11-1 (6th Western)	Green Bay	Green Bay		Jim Taylor, Green Bay	Allie Sherman, NY Giants
1963	5-8-1 (14th Western)	Chicago	Cleveland		Y.A. Tittle, NY Giants	George Halas, Chicago
1964	8-5-1 (12nd Western)	Baltimore Colts	Cleveland		Johnny Unitas, Baltimore	Don Shula, Baltimore
1965	7-7 (15th Western)	Green Bay	Green Bay		Jim Brown, Cleveland	George Halas, Chicago
1966	4-9-1 (16th Western)	Green Bay	Green Bay	Green Bay (I)	Bart Starr, Green Bay	Tom Landry, Dallas

NATIONAL FOOTBALL LEAGUE - WESTERN CONFERENCE-CENTRAL DIVISION

CENTRAL DIVISION: Minnesota, Chicago, Green Bay, Detroit

	VIKINGS	DIVISION CHAMP	NFL CHAMP	SUPER BOWL	NFL MVP	COACH OF THE YEAR
1967	3-8-3 (4th Central)	Green Bay	Green Bay	Green Bay (II)	Johnny Unitas, Baltimore	Shula & George Allen, LA Rams
1968	8-6 (1st Central)	Minnesota	Baltimore	NY Jets (III)	Earl Morrall, Baltimore	Don Shula, Baltimore
1969	12-2 (1st Central)	Minnesota	Minnesota	Kansas City (IV)	Roman Gabriel, LA Rams	Bud Grant, Minnesota

NATIONAL FOOTBALL LEAGUE - NATIONAL FOOTBALL CONFERENCE-CENTRAL DIVISION

CENTRAL DIVISION: Minnesota, Chicago, Green Bay, Detroit, Tampa Bay (1977-2001)

	VIKINGS	DIVISION CHAMP	NFC CHAMP	SUPER BOWL	NFL MVP	COACH OF THE YEAR
1970	12-2 (1st Central)	Minnesota	Dallas	Baltimore (V)	John Brodie, San Francisco	Paul Brown, Cincinnati
1971	11-3 (1st Central)	Minnesota	Dallas	Dallas (VI)	Alan Page, Minnesota	George Allen, Washington
1972	7-7 (3rd Central)	Green Bay	Washington	Miami (VII)	Larry Brown, Washington	Don Shula, Miami
1973	12-2 (1st Central)	Minnesota	Minnesota	Miami (VIII)	O.J. Simpson, Buffalo	Chuck Knox, LA Rams
1974	10-4 (1st Central)	Minnesota	Minnesota	Pittsburgh (IX)	Ken Stabler, Oakland	Don Coryell, St. Louis
1975	12-2 (1st Central)	Minnesota	Dallas	Pittsburgh (X)	Fran Tarkenton, Minnesota	Ted Marchibroda, Baltimore
1976	11-2-1 (1st Central)	Minnesota	Minnesota	Oakland (XI)	Bert Jones, Baltimore	Forest Gregg, Cleveland
1977	9-5 (1st Central)	Minnesota	Dallas	Dallas (XII)	Walter Payton, Chicago	Red Miller, Denver
1978	8-7-1 (1st Central)	Minnesota	Dallas	Pittsburgh (XIII)	Terry Bradshaw, Pittsburgh	Jack Patena, Seattle
1979	7-9 (3rd Central)	Tampa Bay	Los Angeles	Pittsburgh (XIV)	Earl Campbell, Houston	Jack Pardee, Washington
1980	9-7 (1st Central)	Vikings	Philadelphia	Oakland (XV)	Brian Sipe, Cleveland	Chuck Knox, Buffalo
1981	7-9 (4th Central)	Tampa Bay	San Francisco	San Francisco (XVI)	Ken Anderson, Cincinnati	Bill Walsh, San Francisco
1982	5-4 (2nd Central)	none (strike)	Washington	Washington (XVII)	Mark Moseley, Washington	Joe Gibbs, Washington
1983	8-8 (4th Central)	Detroit	Washington	Oakland (XVIII)	Joe Theismann, Washington	Joe Gibbs, Washington
1984	3-13 (5th Central)	Chicago	San Francisco	San Francisco (XIX)	Dan Marino, Miami	Chuck Knox, Seattle
1985	7-9 (3rd Central)	Chicago	Chicago	Chicago (XX)	Marcus Allen, LA Raiders	Mike Ditka, Chicago
1986	9-7 (2nd Central)	Chicago	NY Giants	NY Giants (XXI)	Lawrence Taylor, NY Giants	Bill Parcells, NY Giants
1987	8-7 (2nd Central)	Chicago	Washington	Washington (XXII)	John Elway, Denver	Jim Mora, New Orleans
1988	11-5 (2nd Central)	Chicago	San Francisco	San Francisco (XXIII)	Boomer Esiason, Cincinnati	Mike Ditka, Chicago
1989	10-6 (1st Central)	Minnesota	San Francisco	San Francisco (XXIV)	Joe Montana, San Francisco	Lindy Infante, Green Bay
1990	6-10 (5th Central)	Chicago	NY Giants	NY Giants (XXV)	Joe Montana, San Francisco	Jimmy Johnson, Dallas
1991	8-8 (3rd Central)	Detroit	Washington	Washington (XXVI)	Thurman Thomas, Buffalo	Wayne Fontes, Detroit
1992	11-5 (1st Central)	Minnesota	Dallas	Dallas (XXVII)	Steve Young, San Francisco	Bill Cowher, Pittsburgh
1993	9-7 (2nd Central)	Detroit	Washington	Washington (XXVIII)	Emmitt Smith, Dallas	Dan Reeves, NY Giants
1994	10-6 (1st Central)	Minnesota	San Francisco	San Francisco (XXIX)	Steve Young, San Francisco	Bill Parcells, New England
1995	8-8 (4th Central)	Green Bay	Dallas	Dallas (XXX)	Brett Favre, Green Bay	Ray Rhodes, Philadelphia
1996	9-7 (2nd Central)	Green Bay	Green Bay	Green Bay (XXXI)	Brett Favre, Green Bay	Dom Capers, Carolina
1997	9-7 (4th Central)	Green Bay	Green Bay	Denver (XXXII)	Brett Favre, Green Bay	Jim Fassel, NY Giants
1998	15-1 (1st Central)	Minnesota	Atlanta	Denver (XXXIII)	Terrell Davis, Denver	Dan Reeves, Atlanta
1999	10-6 (2nd Central)	Tampa Bay	St. Louis Rams	St. Louis Rams (XXXIV)	Kurt Warner, St. Louis	Dick Vermeil, St. Louis
2000	11-5 (1st Central)	Minnesota	NY Giants	Baltimore (XXXV)	Marshall Faulk, St. Louis	Jim Haslett, New Orleans
2001	5-11 (4th Central)	Chicago	St. Louis Rams	New England (XXXVI)	Kurt Warner, St. Louis	Dick Jauron, Chicago

NATIONAL FOOTBALL LEAGUE - NATIONAL FOOTBALL CONFERENCE- NORTH DIVISION

NORTH DIVISION: Minnesota, Chicago, Detroit, Green Bay

	VIKINGS	DIVISION CHAMP	NFC CHAMP	SUPER BOWL		
2002	6-10 (2nd North)	Green Bay	Tampa Bay	Tampa Bay (XXXVII)	Rich Gannon, Oakland	Andy Reid, Philadelphia
2003	9-7 (2nd North)	Green Bay	Carolina	New England (XXXVIII)	Manning, Ind./McNair, Tenn.	Bill Belichick, New England
2004	8-8 (2nd North)	Green Bay	Philadelphia	New England (XXXIX)	Peyton Manning, Indianapolis	Marty Schottenheimer, San Diego
2005	9-7 (2nd North)	Chicago	Seattle	Pittsburgh (XL)	Shaun Alexander, Seattle	Lovie Smith, Chicago
2006	6-10 (3rd North)	Chicago	Chicago	Indianapolis (XLI)	LaDainian Tomlinson, S.D.	Sean Payton, New Orleans
2007	8-8 (2nd North)	Green Bay	NY Giants	NY Giants (XLII)	Tom Brady, New England	Bill Belichick, New England
2008	10-6 (1st North)	Minnesota	Arizona	Pittsburgh (XLIII)	Peyton Manning, Indianapolis	Mike Smith, Atlanta
2009	12-4 (1st North)	Minnesota	New Orleans	New Orleans (XLIV)	Peyton Manning, Indianapolis	Marvin Lewis, Cincinnati
2010	6-10 (4th North)	Chicago	Green Bay	Green Bay (XLV)	Tom Brady, New England	Bill Belichick, New England
2011	3-13 (4th North)	Green Bay	NY Giants	NY Giants (XLVI)	Aaron Rodgers, Green Bay	Jim Harbaugh, San Francisco
2012	10-6 (2nd North)	Green Bay	San Francisco	Baltimore (XLVII)	Adrian Peterson, Minnesota	Bruce Arians, Indianapolis
2013	5-10-1 (4th North)	Green Bay	Seattle	Seattle (XLVIII)	Peyton Manning, Denver	Ron Rivera, Carolina
2014	7-9 (3rd North)	Green Bay	Seattle	New England (XLIX)	Aaron Rodgers, Green Bay	Bruce Arians, Arizona
2015	11-5 (1st North)	Minnesota	Carolina	Denver (50)	Cam Newton, Carolina	Ron Rivera, Carolina
2016	8-8 (3rd North)	Green Bay	Atlanta	New England (LI)	Matt Ryan, Atlanta	Jason Garrett, Dallas
2017	13-3 (1st North)	Minnesota	Philadelphia	Philadelphia (LII)	Tom Brady, New England	Sean McVay, LA Rams
2018	8-7-1 (2nd North)	Chicago	Los Angeles	New England (LIII)	Patrick Mahomes, Kansas City	Matt Nagy, Chicago
2019	10-6 (2nd NFC North)	Green Bay	San Francisco	Kansas City (LIV)	Lamar Jackson, Baltimore	John Harbaugh, Baltimore
2020	7-9 (3rd NFC North)	Green Bay	Tampa Bay	Tampa Bay (LV)	Aaron Rodgers, Green Bay	Kevin Stefanski, Cleveland

ALL-TIME SUPER BOWL RESULTS

SUPER BOWL DATE	RESULT	SITE	MVP
I 1/15/67	Green Bay 35, Kansas City 10	Los Angeles	QB Bart Starr, Green Bay
II 1/14/68	Green Bay 33, Oakland 14	Miami	QB Bart Starr, Green Bay
III 1/12/69	NY Jets 16, Baltimore 7	Miami	QB Joe Namath, NY Jets
IV 1/11/70	Kansas City 23, Minnesota 7	New Orleans	QB Len Dawson, Kansas City
V 1/17/71	Baltimore 16, Dallas 13	Miami	LB Chuck Howley, Dallas
VI 1/16/72	Dallas 24, Miami 3	New Orleans	QB Roger Staubach, Dallas
VII 1/14/73	Miami 14, Washington 7	Los Angeles	S Jake Scott, Miami
VIII 1/13/74	Miami 24, Minnesota 7	Houston	RB Larry Csonka, Miami
IX 1/12/75	Pittsburgh 16, Minnesota 6	New Orleans	RB Franco Harris, Pittsburgh
X 1/18/76	Pittsburgh 21, Dallas 17	Miami	WR Lynn Swann, Pittsburgh
XI 1/9/77	Oakland 32, Minnesota 14	Pasadena	WR Fred Biletnikoff, Oakland
XII 1/15/78	Dallas 27, Denver 10	New Orleans	DT Randy White/DE Harvey Martin, Dallas
XIII 1/21/79	Pittsburgh 35, Dallas 31	Miami	QB Terry Bradshaw, Pittsburgh
XIV 1/20/80	Pittsburgh 31, Los Angeles 19	Pasadena	QB Terry Bradshaw, Pittsburgh
XV 1/25/81	Oakland 27, Philadelphia 10	New Orleans	QB Jim Plunkett, Oakland
XVI 1/24/82	San Francisco 26, Cincinnati 21	Pontiac	QB Joe Montana, San Francisco
XVII 1/30/83	Washington 27, Miami 17	Pasadena	RB John Riggins, Washington
XVIII 1/22/84	LA Raiders 38, Washington 9	Tampa	RB Marcus Allen, LA Raiders
XIX 1/20/85	San Francisco 38, Miami 16	Stanford	QB Joe Montana, San Francisco
XX 1/26/86	Chicago 46, New England 10	New Orleans	DE Richard Dent, Chicago
XXI 1/25/87	NY Giants 39, Denver 20	Pasadena	QB Phil Simms, NY Giants
XXII 1/31/88	Washington 42, Denver 10	San Diego	QB Doug Williams, Washington
XXIII 1/22/89	San Francisco 20, Cincinnati 16	South Florida	WR Jerry Rice, San Francisco
XXIV 1/28/90	San Francisco 55, Denver 10	New Orleans	QB Joe Montana, San Francisco
XXV 1/27/91	NY Giants 20, Buffalo 19	Tampa	RB Ottis Anderson, NY Giants
XXVI 1/26/92	Washington 37, Buffalo 24	Minneapolis	QB Mark Rypien, Washington
XXVII 1/31/93	Dallas 52, Buffalo 17	Pasadena	QB Troy Aikman, Dallas
XXVIII 1/30/94	Dallas 30, Buffalo 13	Atlanta	RB Emmitt Smith, Dallas
XXIX 1/29/95	San Francisco 49, San Diego 26	South Florida	QB Steve Young, San Francisco
XXX 1/28/96	Dallas 27, Pittsburgh 17	Tempe	CB Larry Brown, Dallas
XXXI 1/26/97	Green Bay 35, New England 21	New Orleans	KR/PR Desmond Howard, Green Bay
XXXII 1/25/98	Denver 31, Green Bay 24	San Diego	RB Terrell Davis, Denver
XXXIII 1/31/99	Denver 34, Atlanta 19	South Florida	QB John Elway, Denver
XXXIV 1/30/00	St. Louis 23, Tennessee 16	Atlanta	QB Kurt Warner, St. Louis
XXXV 1/28/01	Baltimore 34, NY Giants 7	Tampa	LB Ray Lewis, Baltimore
XXXVI 2/3/02	New England 20, St. Louis 17	New Orleans	QB Tom Brady, New England
XXXVII 1/26/03	Tampa Bay 48, Oakland 21	San Diego	S Dexter Jackson, Tampa Bay
XXXVIII 2/1/04	New England 32, Carolina 29	Houston	QB Tom Brady, New England
XXXIX 2/6/05	New England 24, Philadelphia 21	Jacksonville	WR Deion Branch, New England
XL 2/5/06	Pittsburgh 21, Seattle 10	Detroit	WR Hines Ward, Pittsburgh
XLI 2/4/07	Indianapolis 29, Chicago 17	South Florida	QB Peyton Manning, Indianapolis
XLII 2/3/08	NY Giants 17, New England 14	Glendale	QB Eli Manning, NY Giants
XLIII 2/1/09	Pittsburgh 27, Arizona 23	Tampa	WR Santonio Holmes, Pittsburgh
XLIV 2/7/10	New Orleans 31, Indianapolis 17	South Florida	QB Drew Brees, New Orleans
XLV 2/6/11	Green Bay 31, Pittsburgh 25	North Texas	QB Aaron Rodgers, Green Bay
XLVI 2/5/12	NY Giants 21, New England 17	Indianapolis	QB Eli Manning, NY Giants
XLVII 2/3/13	Baltimore 34, San Francisco 31	New Orleans	QB Joe Flacco, Baltimore
XLVIII 2/2/14	Seattle 43, Denver 8	East Rutherford	LB Malcolm Smith, Seattle
XLIX 2/1/15	New England 28, Seattle 24	Glendale	QB Tom Brady, New England
50 2/7/16	Denver 24, Carolina 10	Santa Clara	LB Von Miller, Denver
LI 2/5/17	New England 34, Atlanta 28 (OT)	Houston	QB Tom Brady, New England
LII 2/4/18	Philadelphia 41, New England 33	Minneapolis	QB Nick Foles, Philadelphia
LIII 2/3/19	New England 13, Los Angeles 3	Atlanta	WR Julian Edelman, New England
LIV 2/2/20	Kansas City 31, San Francisco 20	South Florida	QB Patrick Mahomes, Kansas City
LV 2/7/21	Tampa Bay 31, Kansas City 9	Tampa	QB Tom Brady, Tampa Bay

FUTURE SUPER BOWLS

LVI 2/13/22	SoFi Stadium, Los Angeles, CA
LVII 2/12/23	State Farm Stadium, Glendale, AZ

VIKINGS ALL-TIME RECORD

	Won	Lost	Tied	Pct.	Games
Preseason (1961-2020)	160	101	3	.612	264
Regular Season (1961-2020)	495	412	11	.545	917
Postseason (1961-2020)	21	30	0	.412	51
All Games (1961-2020)	676	543	14	.554	1,233*
NFC Regular Season	398	318	11	.556	727
AFC Regular Season	97	94	0	.505	191

	Won	Lost	Tied	Pct.	Games
NFC Regular and Post-Season	419	344	11	.549	774
AFC Regular and Post-Season	97	98	0	.494	195
All Regular and Post-Season	516	442	11	.538	969

*Vikings faced Dallas in Playoff Bowl on 1/5/69, a postseason exhibition game after being eliminated from playoffs. The game does not count in all-time postseason record and statistics from the game do not count. Total is 1,218 with Playoff Bowl.

VIKINGS VS. NFC CENTRAL

***1970-2001 Tampa Bay was not in NFC Central in 1976 and moved to NFC South for the 2002 season

Playoff Appearances (Since 1961)	Western Conf./Division Titles (Since 1961)
30- Minnesota Vikings	20- Minnesota Vikings
30- Green Bay Packers	20- Green Bay Packers
17- Chicago Bears	9- Chicago Bears
11- Detroit Lions	3- Detroit Lions
6- Tampa Bay Buccaneers	3- Tampa Bay Buccaneers

SERIES VS. NFC NORTH

Team	Total Games (incl. Playoffs)	All-Time Series	Titles
Chicago Bears	120	61-57-2	4
Detroit Lions	119	78-39-2	0
Green Bay Packers	121	55-63-3	11
Minnesota Vikings	*	-	4

VIKINGS ALL-TIME RECORDS BY MONTH (REGULAR & POST SEASON)

	Total Games	August W-L-T	September W-L-T	October W-L-T	November W-L-T	December W-L-T	January W-L-T	Totals
Arizona	28	0-0-0	0-0-0	7-6-0	6-2-0	3-3-0	1-0-0	17-11-0
Atlanta	32	0-0-0	9-0-0	2-3-0	4-3-0	4-5-0	1-1-0	20-12-0
Baltimore	6	0-0-0	0-0-0	2-0-0	0-0-0	1-2-0	0-1-0	3-3-0
Buffalo	14	1-0-0	1-4-0	2-2-0	0-0-0	4-0-0	0-0-0	8-6-0
Carolina	15	0-0-0	3-2-0	3-2-0	3-0-0	0-2-0	0-0-0	9-6-0
Chicago	120	0-0-0	14-15-0	17-18-0	13-9-0	15-13-2	2-2-0	61-57-2
Cincinnati	13	0-0-0	1-1-0	0-1-0	2-1-0	4-3-0	0-0-0	7-6-0
Cleveland	16	0-0-0	3-1-0	2-1-0	4-1-0	2-1-0	1-0-0	12-4-0
Dallas	32	0-0-0	1-4-0	4-5-0	6-2-0	1-5-0	3-1-0	15-17-0
Denver	15	0-0-0	1-1-0	4-1-0	3-3-0	0-2-0	0-0-0	8-7-0
Detroit	119	0-0-0	18-7-0	16-10-0	25-9-2	17-12-0	2-1-0	78-39-2
Green Bay	121	0-0-0	11-8-1	15-15-0	17-22-2	10-17-0	2-1-0	55-63-3
Houston	5	0-0-0	0-0-0	3-0-0	1-0-0	1-0-0	0-0-0	5-0-0
Indianapolis	26	0-0-0	2-6-0	1-2-1	2-5-0	2-5-0	0-0-0	7-18-1
Jacksonville	6	0-0-0	1-0-0	0-0-0	2-0-0	3-1-0	0-0-0	6-1-0
Kansas City	13	0-0-0	1-2-0	1-1-0	0-2-0	3-2-0	0-1-0	5-8-0
Los Angeles/St. Louis	46	0-0-0	3-3-1	6-4-0	8-4-1	10-5-0	0-1-0	27-17-2
Miami	13	0-0-0	2-2-0	0-2-0	0-1-0	3-1-0	0-2-0	5-8-0
New England	13	0-0-0	2-1-0	0-4-0	1-2-0	1-2-0	0-0-0	4-9-0
New Orleans	36	0-0-0	5-4-0	2-3-0	8-3-0	4-2-0	4-1-0	23-13-0
New York Giants	29	0-0-0	0-2-0	6-4-0	4-2-0	6-2-0	1-2-0	17-12-0
New York Jets	11	0-0-0	0-0-0	2-3-0	0-3-0	1-2-0	0-0-0	3-8-0
Oakland	16	0-0-0	2-3-0	0-1-0	4-2-0	0-3-0	0-1-0	6-10-0
Philadelphia	29	0-0-0	2-3-0	7-3-0	0-2-0	6-2-0	0-4-0	15-14-0
Pittsburgh	18	0-0-0	3-2-0	2-2-0	3-2-0	1-2-0	0-1-0	9-9-0
San Diego/Los Angeles	13	0-0-0	1-2-0	2-0-0	3-3-0	1-1-0	0-0-0	7-6-0
San Francisco	47	0-0-0	9-4-1	6-3-0	2-5-0	5-8-0	1-4-0	23-24-1
Seattle	18	0-0-0	0-2-0	1-2-0	3-4-0	1-3-0	0-1-0	5-13-0
Tampa Bay	55	0-0-0	9-6-0	10-8-0	9-6-0	5-2-0	0-0-0	33-22-0
Tennessee	14	0-0-0	2-2-0	5-0-0	0-1-0	2-2-0	0-0-0	9-5-0
Washington	27	0-0-0	1-1-0	2-2-0	7-4-0	4-2-0	0-4-0	14-13-0
Totals	969	1-0-0	106-87-3	130-108-1	140-103-5	120-113-2	18-28-0	516-442-11

VIKINGS OVERTIME GAMES

OVERTIME RECORD

Won 25, Lost 21, Tied 4 (H: 15-10-1, A: 10-11-3)

9/19/76	T	10	L.A. Rams	10
9/18/77	L	10	Dallas	16
10/16/77	W	22	Chicago	16
9/11/78	W	12	Denver	9
11/26/78	T	10	at Green Bay	10
9/23/79	W	27	Green Bay	21
12/2/79	L	21	at L.A. Rams	27
9/18/83	W	19	at Tampa Bay	16
10/23/83	W	20	at Green Bay	17
10/12/86	W	27	at San Francisco	24
11/2/86	L	38	at Washington	44
11/26/87	W	44	at Dallas	38
12/26/87	L	24	Washington	27
11/5/89	W	23	L.A. Rams	21
12/17/89	L	17	at Cleveland	23
9/30/90	L	20	Tampa Bay	23

10/20/91	L	23	at New England	26
9/6/92	W	23	at Green Bay	20
10/20/94	W	13	Green Bay	10
11/13/94	L	20	at New England	26
11/27/94	L	17	Tampa Bay	20
12/1/94	W	33	Chicago	27
9/17/95	L	17	Dallas	23
10/8/95	W	23	Houston Oilers	17
10/15/95	L	17	at Tampa Bay	20
11/12/95	W	30	at Arizona	24
11/17/96	W	16	at Oakland	13
1/17/99	L	27	*Atlanta	30
11/14/99	W	27	at Chicago	24
11/6/00	L	20	at Green Bay	26
9/15/02	L	39	Buffalo	45
12/1/02	L	24	Atlanta	30
10/10/04	W	34	at Houston	28
9/17/06	W	16	Carolina	13
9/16/07	L	17	at Detroit	20

12/30/07	L	19	at Denver	22
12/28/09	L	30	at Chicago	36
1/24/10	L	28	*at New Orleans	31
11/7/10	W	27	Arizona	24
9/25/11	L	23	Detroit	26
9/9/12	W	26	Jacksonville	23
11/24/13	T	26	at Green Bay	26
12/1/13	W	23	Chicago	20
10/26/14	W	19	at Tampa Bay	13
12/7/14	W	30	N.Y. Jets	24
11/8/15	W	21	St. Louis	18
11/6/16	L	16	Detroit	22
9/16/18	T	29	at Green Bay	29
1/5/20	W	26	^at New Orleans	20
12/6/20	W	27	Jacksonville	24
^NFC Wild Card Game				
*NFC Championship Game				

VIKINGS PRIME TIME/THANKSGIVING RECORD (*- SEASON OPENER)

MONDAY NIGHT RECORD

Won 30, Lost 35 (H: 18-9, A: 12-26)				
10/26/70	W	13	LA Rams	3
9/20/71	W	16	at Detroit *	13
10/25/71	W	10	Baltimore	3
9/18/72	L	21	Washington *	24
10/23/72	L	10	at Chicago	13
11/19/73	L	14	at Atlanta	20
11/11/74	W	28	at St. Louis	24
10/27/75	W	13	at Chicago	9
10/4/76	W	17	Pittsburgh	6
11/29/76	L	16	at San Francisco	20
10/24/77	L	3	at LA Rams	35
9/11/78	W	12	Denver (OT)	9
9/25/78	W	24	at Chicago	20
10/15/79	L	7	at NY Jets	14
9/14/81	L	10	Oakland	36
11/2/81	L	17	at Denver	19
11/23/81	L	30	at Atlanta	31
1/3/83	W	31	Dallas	27
12/5/83	L	2	at Detroit	13
10/26/87	W	34	Denver	27
12/19/88	W	28	Chicago	27
10/30/89	L	14	at NY Giants	24
12/25/89	W	29	Cincinnati	21
10/15/90	L	24	at Philadelphia	32
11/1/91	L	17	Chicago	34
11/2/92	W	38	at Chicago	10
10/25/93	W	19	at Chicago	12
10/10/94	W	27	at NY Giants	10
12/26/94	W	21	San Francisco	14
10/30/95	L	6	Chicago	14
12/18/95	L	30	at San Francisco	37
10/28/96	L	13	Chicago	15
12/1/97	L	11	Green Bay	24
11/5/98	W	37	at Green Bay	27
11/8/99	W	27	Dallas	17
12/6/99	L	27	Tampa Bay	24
12/20/99	W	24	Green Bay	20
10/9/00	W	30	Tampa Bay	23
11/6/00	L	20	at Green Bay (OT)	26
11/19/01	W	28	NY Giants	16
1/7/02	L	3	at Baltimore	19
9/20/04	L	16	at Philadelphia	27
11/8/04	L	28	at Indianapolis	17
11/21/05	W	20	at Green Bay	31
9/11/06	W	16	at Washington *	17
10/30/06	L	7	New England	13
12/17/07	W	20	Chicago	31
9/8/08	L	19	at Green Bay *	24
10/6/08	W	30	at New Orleans	27
10/5/09	W	30	Green Bay	23
12/28/09	L	30	at Chicago (OT)	26
10/11/10	L	20	at NY Jets	39
12/13/10	L	3	NY Giants+	21
12/20/10	L	14	Chicago#	40
11/14/11	L	7	at Green Bay	45
10/21/13	L	7	at NY Giants	23
9/14/15	L	3	at San Francisco *	20
10/3/16	W	24	NY Giants	10
10/31/16	L	10	at Chicago	20
9/11/17	W	29	New Orleans *	19
10/9/17	W	20	at Chicago	17
12/10/18	L	7	at Seattle	21
12/2/19	L	30	at Seattle	37
12/23/19	L	10	Green Bay	23
11/6/20	W	19	at Chicago	13

* Game played at Ford Field in Detroit (scheduled for 12/12/10, moved due to weather-related Metrodome collapse)
Game played at TCF Bank Stadium, U of M

TUESDAY NIGHT RECORD

Won 1, Lost 0 (H: 0-0, A: 1-0)				
12/28/10	W	24	at Philadelphia*	14
*Originally scheduled for Sunday night, 12/26/10 but delayed by weather.				
THURSDAY NIGHT RECORD				
Won 7, Lost 11 (H: 5-5, A: 1-6)				
10/26/78	W	21	at Dallas	10
9/16/82	L	22	at Buffalo	23
9/8/83	L	17	San Francisco	48
11/29/84	L	17	Washington	31
9/19/85	L	24	Chicago	33
10/15/92	W	31	Detroit	14
10/20/94	W	13	Green Bay (OT)	17
12/1/94	W	33	Chicago (OT)	27
11/30/00	W	24	Detroit	17
12/21/06	L	7	at Green Bay	9
9/9/10	L	9	at New Orleans *	14
10/25/12	L	17	Tampa Bay	36
11/7/13	W	34	Washington	27
10/2/14	L	10	at Green Bay	42
12/10/15	L	20	at Arizona	23
12/1/16	L	15	Dallas	17
9/27/18	L	31	at LA Rams	38
10/24/19	W	19	Washington	9

FRIDAY DAY/NIGHT RECORD

Won 1, Lost 3 (H: 0-1, A: 1-2)				
9/22/67	L	3	at L.A. Rams (night)	39
12/31/93	W	14	at Washington (day)	9
12/24/04	L	31	Green Bay (day)	34
12/25/20	L	33	at New Orleans (day)	52

SATURDAY DAY/NIGHT RECORD

Won 18, Lost 10 (H: 9-3, A: 9-7)				
10/9/65	W	40	NY Giants (night)	14
9/14/68	W	47	Atlanta * (night)	7
12/5/70	W	16	Chicago (day)	13
12/11/71	W	29	Detroit (day)	20
12/16/72	L	17	at San Francisco (day)	20
12/8/73	W	31	at Green Bay (day)	7
12/17/74	W	23	Atlanta (day)	10
12/14/74	W	35	at Kansas City (day)	15
12/20/75	W	35	at Buffalo (day)	13
12/11/76	W	29	at Miami (day)	7
9/24/77	W	9	at Tampa Bay (night)	3
12/17/77	W	30	at Detroit (night)	21
12/9/78	L	14	at Detroit (day)	45
9/5/81	L	13	at Tampa Bay * (night)	21
12/12/81	L	7	at Detroit (day)	45
12/17/83	W	20	Cincinnati (day)	14
12/8/84	L	7	at San Francisco (day)	51
12/26/87	L	38	Washington (day)	44
12/22/90	L	24	LA Raiders (day)	28
12/21/91	L	7	Green Bay (day)	27
12/17/94	L	19	at Detroit (day)	41
12/9/95	W	27	Cleveland (day)	11
12/26/98	W	26	at Tennessee (day)	16
12/21/02	W	20	Miami (day)	17
12/20/03	W	45	Kansas City (day)	20
12/24/11	W	33	at Washington (day)	26
12/24/16	L	25	at Green Bay (day)	38
12/23/17	W	16	at Green Bay (night)	0

SUNDAY NIGHT RECORD

Won 20, Lost 20 (H: 12-9, A: 8-11)				
12/6/87	L	24	Chicago	30
11/13/88	W	43	at Dallas	3
12/3/89	W	27	Chicago	16
11/4/90	W	27	Denver	22
12/2/90	W	23	Green Bay	7
9/29/91	L	6	Denver	13
12/8/91	W	26	at Tampa Bay	34
10/31/93	L	27	Detroit	20
11/21/93	L	10	at Tampa Bay	23
12/26/93	W	30	Kansas City	10
9/17/95	L	17	Dallas (OT)	23
11/17/96	W	16	at Oakland (OT)	13
12/8/96	W	24	at Detroit	22
9/28/97	W	28	Philadelphia	19
12/6/98	W	48	Chicago	22
12/20/98	W	50	Jacksonville	10
12/12/99	L	28	at Kansas City	31
10/15/00	W	28	at Chicago	16
11/25/01	L	6	Chicago	13
9/29/02	L	23	at Seattle	48
12/8/02	L	22	at Green Bay	26
9/14/03	W	24	Chicago	14
11/2/03	L	27	Green Bay	30
10/17/04	W	38	at New Orleans	31
12/25/05	L	23	at Baltimore	30
12/23/07	L	21	Washington	32
11/30/08	W	34	Chicago	14
12/6/09	L	17	at Arizona	30
12/20/09	L	7	at Carolina	26
10/24/10	L	24	at Green Bay	28
10/16/11	L	10	at Chicago	39
10/27/13	L	31	Green Bay	44
12/27/15	W	49	NY Giants	17
1/3/16	W	20	at Green Bay	13
9/18/16	W	17	Green Bay	14
10/28/18	L	20	New Orleans	30
11/18/18	L	20	at Chicago	25
11/25/18	W	24	Green Bay	17
11/10/19	W	28	at Dallas	24
11/11/20	L	26	at Seattle	27

THANKSGIVING DAY RECORD

Won 6, Lost 2 (H: 0-0, A: 6-2)				
11/27/69	W	27	at Detroit	0
11/26/87	W	44	at Dallas (OT)	38
10/24/88	W	23	at Detroit	0
11/23/95	L	38	at Detroit	44
11/26/98	W	46	at Dallas	36
11/23/00	W	27	at Dallas	15
11/24/16	L	13	at Detroit	16
11/23/17	W	30	at Detroit	23



The Vikings played the only Tuesday game in franchise history at Philadelphia in 2010 after the game was postponed from Sunday due to weather.

VIKINGS MONDAY NIGHT BESTS

RUSHING ATTEMPTS

31.....Chester Taylor.....at Was., 9/11/06
29.....Ted Brown.....vs. Dal., 11/3/83
27.....Chuck Foreman.....vs. Pit., 10/4/76

RUSHING YARDS

148.....Chuck Foreman.....vs. Pit., 10/4/76
127.....Dalvin Cook.....vs. N.O., 9/11/17
122.....Robert Smith.....at G.B., 11/6/00
122.....Mewelde Moore.....at G.B., 11/21/05

RUSHING TDs

3.....D.J. Dozier.....vs. Den., 10/26/87
2.....Chuck Foreman.....vs. Pit., 10/4/76
2.....Adrian Peterson.....at Chi., 12/28/09
2.....Adrian Peterson.....vs. Chi., 11/27/07

LONG RUNS

72.....Darrin Nelson.....vs. Den., 10/26/87
58.....Jerick McKinnon.....@ Chi., 10/9/17
34.....Adrian Peterson.....@ G.B., 9/8/08
33.....Dalvin Cook.....vs. N.O., 9/11/17

PASSING ATTEMPTS

53.....Josh Freeman.....at NYG, 10/21/13
48.....Tommy Kramer.....at NYJ, 10/15/79
47.....Tommy Kramer.....at Atl., 11/23/81
47.....Daunte Culpepper.....at Phi., 9/20/04

PASSING COMPLETIONS

37.....Daunte Culpepper.....at Phi., 9/20/04
28.....Tommy Kramer.....at NYJ, 10/15/79

VIKINGS THANKSGIVING BESTS

RUSHING ATTEMPTS

21.....Robert Smith.....@ Dal., 11/23/00
20.....Latavius Murray.....@ Det., 11/23/17
19.....Alfred Anderson.....@ Det., 11/24/88

RUSHING YARDS

148.....Robert Smith.....@ Dal., 11/23/00
118.....Darrin Nelson.....@ Det., 11/24/88

RUSHING TDs

2.....Leroy Hoard.....@ Dal., 11/26/98
2.....Alfred Anderson.....@ Det., 11/24/88
2.....Darrin Nelson.....@ Dal., 11/26/87

LONG RUNS

52t.....Darrin Nelson.....@ Dal., 11/26/87
50t.....Leroy Hoard.....@ Dal., 11/26/98
39.....Robert Smith.....@ Dal., 11/23/00

PASSING ATTEMPTS

47.....Warren Moon.....@ Det., 11/23/95
37.....Sam Bradford.....@ Det., 11/24/16
35.....Randall Cunningham.....@ Dal., 11/26/98

PASSING COMPLETIONS

31.....Sam Bradford.....@ Det., 11/24/16
30.....Warren Moon.....@ Det., 11/23/95
21.....Case Keenum.....@ Det., 11/23/17

PASSER RATING

128.0.....Daunte Culpepper.....@ Dal., 11/23/00
121.8.....Case Keenum.....@ Det., 11/23/17
111.5.....Randall Cunningham.....@ Dal., 11/26/98

PASSING YARDS

384.....Warren Moon.....@ Det., 11/23/95
355.....Randall Cunningham.....@ Dal., 11/26/98
282.....Case Keenum.....@ Det., 11/23/17

PASSING TDs

4.....Randall Cunningham.....@ Dal., 11/26/98
3.....Warren Moon.....@ Det., 11/23/95

RECEPTIONS

9.....**Kyle Rudolph.....@ Det., 11/24/16**
9.....Amp Lee.....@ Det., 11/23/95
8.....**Adam Thielen.....@ Det., 11/23/17**
8.....**Adam Thielen.....@ Det., 11/24/16**
8.....Anthony Carter.....@ Dal., 11/26/87

RECEIVING YARDS

184.....Anthony Carter.....@ Dal., 11/26/87
163.....Randy Moss.....@ Dal., 11/26/98

PASSING YARDS

442.....Randall Cunningham.....at G.B., 10/5/98
343.....Daunte Culpepper.....at Phi., 9/20/04
330.....Tommy Kramer.....at Atl., 11/23/81

PASSING TDs

4.....Tommy Kramer.....at Atl., 11/23/81
4.....Randall Cunningham.....at G.B., 10/5/98
4.....Daunte Culpepper.....vs. NYG, 11/9/01

PASSER RATING

145.9.....Randall Cunningham.....at G.B., 10/5/98
134.3.....Brett Favre.....vs. G.B., 10/9/09

RECEPTIONS

12.....Cris Carter.....at S.F., 12/18/95
11.....Jake Reed.....vs. Chi., 10/28/96
10.....Randy Moss.....vs. NYG, 11/9/01
10.....Cris Carter.....vs. NYG, 11/9/01

RECEIVING YARDS

190.....Randy Moss.....at G.B., 10/5/98
171.....Randy Moss.....vs. NYG, 11/9/01
157.....Adam Thielen.....vs. N.O., 9/11/17

RECEIVING TDs

3.....Randy Moss.....vs. NYG, 11/9/01

LONGEST FGs

53.....Ryan Longwell.....at N.O., 10/6/08
52.....Fred Cox.....at Chi., 10/27/75

FGs MADE

5.....Rich Karlis.....vs. Cinn., 12/25/89
4.....Rick Danmeier.....vs. Denver, 9/11/78

149.....Jake Reed.....@ Det., 11/23/95
144.....Randy Moss.....@ Dal., 11/23/00
135.....Cris Carter.....@ Dal., 11/26/98

RECEIVING TDs

3.....Randy Moss.....@ Dal., 11/26/98
2.....Kyle Rudolph.....@ Det., 11/23/17
2.....Randy Moss.....@ Dal., 11/23/00
2.....Cris Carter.....@ Det., 11/23/95
2.....Anthony Carter.....@ Dal., 11/26/87

PASSING YARDS

384.....Warren Moon.....@ Det., 11/23/95
355.....Randall Cunningham.....@ Dal., 11/26/98
224.....Sam Bradford.....@ Det., 11/24/16

PASSING TDs

4.....Randall Cunningham.....@ Dal., 11/26/98
3.....Warren Moon.....@ Det., 11/23/95

LONGEST FGs

49.....Gary Anderson.....@ Dal., 11/23/00
49.....Fuad Revez.....@ Det., 11/23/95

FGs MADE

3.....Chuck Nelson.....@ Det., 11/24/88

LONG KICKOFF RETURNS

99t.....Eddie Payton.....vs. Oak., 9/14/81
71.....Qadry Ismail.....@ S.F., 12/18/95
69.....Cordarrelle Patterson.....at NYG, 10/21/13

LONG PUNT RETURNS

91t.....Nate Burleson.....at Ind., 11/8/04
86t.....Marcus Sherels.....at NYG, 10/21/13

SACKS

4.5.....Jared Allen.....vs. G.B., 10/5/09
4.0.....Chris Doleman.....vs. Cin., 12/25/89

INTERCEPTIONS

2.....Robert Griffith.....at G.B., 10/5/98
2.....Jack Del Rio.....at Chi., 11/2/92
2.....Nate Allen.....vs. Pit., 10/4/76
2.....Ed Sharockman.....vs. Bal., 10/25/71

LONG INTERCEPTION RETURNS

15t.....Walker Lee Ashley.....vs. Chi., 12/19/88
84t.....Jack Del Rio.....at Chi., 11/2/92

TACKLES

16.....Antoine Winfield.....at Ind., 11/8/04
15.....Jack Del Rio.....at NYG, 10/10/94

LONG KICKOFF RETURNS

44.....David Palmer.....@ Dal., 11/26/98
43.....Qadry Ismail.....@ Det., 11/23/95

LONG PUNT RETURNS

74t.....David Palmer.....@ Det., 11/23/95
38.....Leo Lewis.....@ Dal., 11/26/87

SACKS

3.5.....Carl Eller.....@ Det., 11/27/69
3.0.....Chris Doleman.....@ Dal., 11/26/89

INTERCEPTIONS

**1.....8 times, last by
Xavier Rhodes.....@ Det., 11/23/17**

LONG INTERCEPTION RETURNS

30.....Jim Marshall.....@ Det., 11/27/69
25.....Robert Griffith.....@ Dal., 11/23/00

TACKLES

14.....Joey Browner.....@ Dal., 11/26/87
14.....Ed McDaniel.....@ Dal., 11/26/98
14.....Ed McDaniel.....@ Dal., 11/23/00



RB Leroy Hoard had a 50-yard TD, the 2nd-longest in team history on Thanksgiving, and scored 2 TDs, the most in team history on Thanksgiving, at Dallas in 1998.

SERIES STANDINGS

ARIZONA

- Won 17, Lost 11, Tied 0**
Home 11-4, Away 6-7
- 1963 (H) St. Louis 56-14
 - 1967 (H) St. Louis 34-24
 - 1969 (A) Minnesota 27-10
 - 1972 (H) St. Louis 19-17
 - 1974 (A) Minnesota 28-24
 - 1974 (H) Minnesota 30-14 **
 - 1977 (H) St. Louis 27-7
 - 1979 (A) St. Louis 37-7
 - 1981 (A) St. Louis 30-17
 - 1983 (A) St. Louis 41-31
 - 1991 (H) Minnesota 34-7
 - (A) Minnesota 28-0
 - 1994 (A) Arizona 17-7
 - 1995 (A) Minnesota 30-24 (OT)
 - 1996 (H) Minnesota 41-17
 - 1997 (A) Minnesota 20-19
 - 1998 (H) Minnesota 41-21 **
 - 2000 (H) Minnesota 31-14
 - 2003 (A) Arizona 18-17
 - 2005 (H) Minnesota 31-26
 - 2008 (A) Minnesota 35-14
 - 2009 (A) Arizona 30-17
 - 2010 (H) Minnesota 27-24 (OT)
 - 2011 (H) Minnesota 34-10
 - 2012 (H) Minnesota 21-14
 - 2015 (A) Arizona 23-20
 - 2016 (H) Minnesota 30-24
 - 2018 (H) Minnesota 27-17

**NFC Divisional Playoff Game

ATLANTA

- Won 20, Lost 12, Tied 0**
Home 12-5, Away 8-7
- 1966 (H) Atlanta 20-13
 - 1967 (A) Atlanta 20-20
 - 1968 (H) Minnesota 47-7
 - 1969 (A) Atlanta 10-3
 - 1970 (A) Minnesota 24-0
 - 1971 (H) Minnesota 24-7
 - 1973 (A) Atlanta 20-14
 - 1974 (H) Minnesota 23-10
 - 1975 (H) Minnesota 38-0
 - 1977 (A) Minnesota 14-7
 - 1980 (H) Minnesota 24-23
 - 1981 (A) Atlanta 31-30
 - 1982 (H) Minnesota 30-24 ^
 - 1984 (H) Minnesota 27-20
 - 1985 (A) Atlanta 14-13
 - 1987 (H) Minnesota 24-13
 - 1989 (H) Minnesota 43-17
 - 1991 (A) Minnesota 20-19
 - 1996 (A) Minnesota 23-17
 - 1998 (H) Atlanta 30-27 (OT) ***
 - 1999 (A) Minnesota 17-14
 - 2002 (H) Atlanta 30-24 (OT)
 - 2003 (A) Minnesota 39-26
 - 2005 (A) Atlanta 30-10
 - 2007 (H) Minnesota 24-3
 - 2008 (H) Atlanta 24-17
 - 2011 (A) Atlanta 24-14
 - 2014 (H) Minnesota 41-28
 - 2015 (A) Minnesota 20-10
 - 2017 (A) Minnesota 14-9
 - 2019 (H) Minnesota 28-12
 - 2020 (H) Atlanta 40-23

^ Super Bowl Tournament
 ***NFC Championship Game

BALTIMORE

- Won 3, Lost 3, Tied 0**
Home 2-0, Away 1-3
- 1998 (A) Minnesota 38-28
 - 2001 (A) Baltimore 19-3
 - 2005 (A) Baltimore 30-23
 - 2009 (H) Minnesota 33-31
 - 2013 (A) Baltimore 29-26
 - 2017 (H) Minnesota 24-16

BUFFALO

- Won 8, Lost 6, Tied 0**
Home 4-2, Away 4-4
- 1971 (H) Minnesota 19-0
 - 1975 (A) Minnesota 35-13
 - 1979 (H) Minnesota 10-3
 - 1982 (A) Buffalo 23-22
 - 1985 (A) Minnesota 27-20
 - 1988 (A) Buffalo 13-10
 - 1994 (A) Minnesota 21-17
 - 1997 (A) Minnesota 34-13
 - 2000 (H) Minnesota 31-27
 - 2002 (H) Buffalo 45-39 (OT)
 - 2006 (A) Buffalo 17-12
 - 2010 (H) Minnesota 38-14
 - 2014 (A) Buffalo 17-16
 - 2018 (H) Buffalo 27-6

CAROLINA

- Won 9, Lost 6, Tied 0**
Home 7-3, Away 2-3
- 1996 (H) Minnesota 14-12
 - 1997 (H) Minnesota 21-14
 - 2000 (H) Minnesota 31-17
 - 2001 (H) Carolina 24-13
 - 2002 (H) Carolina 21-14
 - 2005 (A) Carolina 38-13
 - 2006 (H) Minnesota 20-13 (OT)
 - 2008 (H) Minnesota 20-10
 - 2009 (A) Carolina 26-7
 - 2011 (A) Carolina 24-21
 - 2013 (H) Carolina 35-10
 - 2014 (H) Minnesota 31-13
 - 2016 (A) Minnesota 22-10
 - 2017 (A) Carolina 31-24
 - 2020 (H) Minnesota 28-27

CHICAGO

- Won 61, Lost 57, Tied 2**
Home 37-24, Away 24-33-2
(0-1 In Champaign, IL)
- 1961 (H) Minnesota 37-13
 - (A) Chicago 52-35
 - (H) Chicago 13-0
 - 1962 (H) Chicago 31-30
 - 1963 (H) Chicago 28-7
 - (A) Tie, 17-17
 - 1964 (H) Chicago 34-28
 - (A) Minnesota 41-14
 - 1965 (H) Chicago 45-37
 - (A) Minnesota 24-17
 - 1966 (H) Chicago 13-10
 - (A) Chicago 41-28
 - 1967 (H) Chicago 17-7
 - (A) Tie, 10-10
 - 1968 (H) Chicago 27-17
 - (A) Chicago 26-17
 - 1969 (A) Minnesota 31-0
 - (H) Minnesota 31-4
 - 1970 (A) Minnesota 24-0
 - (H) Minnesota 6-13
 - 1971 (H) Chicago 20-17
 - (A) Minnesota 27-10
 - 1972 (A) Chicago 13-10
 - (H) Minnesota 23-10
 - 1973 (A) Minnesota 22-13
 - (H) Minnesota 31-3
 - 1974 (H) Minnesota 11-7
 - (A) Minnesota 17-0
 - 1975 (H) Minnesota 28-3
 - (A) Minnesota 13-9
 - 1976 (A) Minnesota 20-19
 - (A) Chicago 14-13
 - 1977 (H) Minnesota 22-16 (OT)
 - (A) Chicago 10-7
 - 1978 (A) Minnesota 24-20
 - (H) Minnesota 17-14
 - 1979 (A) Chicago 26-7
 - (H) Minnesota 30-27
 - 1980 (A) Minnesota 34-14
 - (H) Minnesota 13-7
 - 1981 (H) Minnesota 24-21
 - (A) Chicago 10-9
 - 1982 (H) Minnesota 35-7
 - 1983 (A) Minnesota 23-14
 - (H) Chicago 19-13
 - 1984 (A) Chicago 16-7
 - (H) Chicago 34-3
 - 1985 (H) Chicago 33-24
 - (A) Chicago 27-9
 - 1986 (A) Chicago 23-0
 - (H) Minnesota 23-7
 - 1987 (A) Chicago 27-7
 - (H) Chicago 30-24
 - 1988 (A) Minnesota 31-7
 - (H) Minnesota 28-27
 - 1989 (A) Chicago 38-7
 - (H) Minnesota 27-16
 - 1990 (A) Chicago 19-16
 - (H) Minnesota 41-13
 - 1991 (A) Chicago 10-6
 - (H) Chicago 34-17
 - 1992 (H) Minnesota 21-20
 - (A) Minnesota 38-10
 - 1993 (H) Minnesota 10-7
 - (A) Minnesota 19-12
 - 1994 (A) Minnesota 42-14
 - (H) Minnesota 33-27(OT)
 - (H) Chicago 35-18 *
 - 1995 (A) Chicago 31-14
 - (H) Chicago 14-6
 - 1996 (A) Minnesota 20-14
 - (H) Chicago 15-13
 - 1997 (A) Minnesota 27-24
 - (H) Minnesota 29-22
 - 1998 (A) Minnesota 31-28
 - (H) Minnesota 48-22
 - 1999 (H) Chicago 24-22

- (A) Minnesota 27-24 (OT)
- 2000 (H) Minnesota 30-27
- (A) Minnesota 28-16
- 2001 (A) Chicago 17-10
- (H) Chicago 13-6
- 2002 @ (A) Chicago 27-23
- (H) Minnesota 25-7
- 2003 (H) Minnesota 24-13
- (A) Chicago 13-10
- 2004 (H) Minnesota 27-23
- (A) Chicago 24-14
- 2005 (A) Chicago 28-3
- (H) Minnesota 34-10
- 2006 (H) Chicago 19-16
- (A) Chicago 23-13
- 2007 (A) Minnesota 34-31
- (H) Minnesota 20-13
- 2008 (A) Chicago 48-41
- (H) Minnesota 34-14
- 2009 (H) Minnesota 36-10
- (A) Chicago 36-30 (OT)
- 2010 (A) Chicago 27-13
- ##(H) Chicago 40-14
- 2011 (A) Chicago 39-10
- (H) Chicago 17-13
- 2012 (A) Chicago 28-10
- (H) Minnesota 21-14
- 2013 (A) Chicago 31-30
- (H) Minnesota 23-20 (OT)
- 2014 (A) Chicago 21-13
- ##(H) Minnesota 13-9
- 2015 (A) Minnesota 23-20
- ##(H) Minnesota 38-17
- 2016 (A) Chicago 20-10
- (H) Minnesota 38-10
- 2017 (A) Minnesota 24-10
- (H) Minnesota 23-10
- 2018 (A) Chicago 25-20
- (H) Chicago 24-20
- 2019 (A) Chicago 16-6
- (H) Chicago 21-19
- 2020 (A) Minnesota 19-13
- (H) Chicago 33-27

*NFC Wild Card Game
 @ Champaign, IL Memorial Stadium
 # TCF Bank Stadium - U of M

CINCINNATI

- Won 7, Lost 6, Tied 0**
Home 6-0, Away 1-6
- 1973 (A) Cincinnati 27-0
 - 1977 (H) Minnesota 42-10
 - 1980 (A) Cincinnati 14-0
 - 1983 (H) Minnesota 20-14
 - 1986 (A) Cincinnati 24-20
 - 1989 (H) Minnesota 29-21
 - 1992 (A) Minnesota 42-7
 - 1995 (A) Cincinnati 27-24
 - 1998 (H) Minnesota 24-3
 - 2005 (A) Cincinnati 37-8
 - 2009 (H) Minnesota 30-10
 - 2013 (A) Cincinnati 42-14
 - 2017 (H) Minnesota 34-7

CLEVELAND

- Won 12, Lost 4, Tied 0**
Home 7-2, Away 5-2, Neutral 1-0
- 1965 (A) Minnesota 27-17
 - 1967 (A) Cleveland 14-10
 - 1969 (H) Minnesota 51-3
 - 1969 (H) Minnesota 27-7 +
 - 1973 (H) Minnesota 26-3
 - 1975 (A) Minnesota 42-10
 - 1980 (H) Minnesota 28-23
 - 1983 (A) Minnesota 27-21
 - 1986 (H) Cleveland 23-20
 - 1989 (A) Cleveland 23-17 (OT)
 - 1992 (H) Minnesota 17-13
 - 1995 (H) Minnesota 27-11
 - 2005 (H) Minnesota 24-12
 - 2009 (A) Minnesota 34-20
 - 2013 (H) Cleveland 31-27
 - 2017 ##(N) Minnesota 33-16

+ NFL Championship Game
 # Played in London at Twickenham Stadium, Minnesota designated as road team.

DALLAS

- Won 15, Lost 17, Tied 0**
Home 7-11, Away 8-6
- 1961 (A) Dallas 21-7
 - (H) Dallas 28-10
 - 1966 (A) Dallas 28-17
 - 1968 (H) Dallas 20-17
 - 1970 (H) Dallas 20-14
 - 1971 (H) Dallas 20-17
 - 1973 (A) Minnesota 27-10 ***
 - 1974 (H) Minnesota 23-21
 - 1975 (H) Dallas 17-14 **

- 1977 (H) Dallas 16-10 (OT)
- 1977 (A) Dallas 23-6 **
- 1978 (A) Minnesota 21-10
- 1979 (H) Dallas 36-20
- 1982 (H) Minnesota 31-27
- 1983 (H) Dallas 37-24
- 1987 (A) Minnesota 44-38 (OT)
- 1988 (A) Minnesota 43-3
- 1993 (H) Dallas 37-20
- 1995 (H) Dallas 23-17 (OT)
- 1996 (A) Dallas 40-15 *
- 1998 (A) Minnesota 46-36
- 1999 (H) Minnesota 27-17
- (H) Minnesota 27-10 *
- 2000 (A) Minnesota 27-15
- 2004 (H) Minnesota 35-17
- 2007 (A) Dallas 24-14
- 2009 (H) Minnesota 34-3 **
- 2010 (H) Minnesota 24-21
- 2013 (A) Dallas 27-23
- 2016 (H) Dallas 17-15
- 2019 (A) Minnesota 28-24
- 2020 (H) Dallas, 31-28

**NFC Wild Card Game
 ***NFC Divisional Playoff Game
 ****NFC Championship Game

DENVER

- Won 8, Lost 7, Tied 0**
Home 5-3, Away 3-4
- 1972 (H) Minnesota 23-20
 - 1978 (H) Minnesota 12-9 (OT)
 - 1981 (A) Denver 19-17
 - 1984 (A) Denver 42-21
 - 1987 (H) Minnesota 34-27
 - 1990 (H) Denver 27-22
 - 1991 (H) Denver 13-6
 - 1993 (A) Minnesota 26-23
 - 1996 (H) Denver 21-17
 - 1999 (A) Minnesota 23-20
 - 2003 (H) Minnesota 28-20
 - 2007 (A) Denver 22-19 (OT)
 - 2011 (H) Denver 35-32
 - 2015 (A) Denver 23-20
 - 2019 (H) Minnesota 27-23

DETROIT

- Won 78, Lost 39, Tied 2**
Home 42-16-1, Away 36-23-1
- 1961 (H) Detroit 37-10
 - (A) Detroit 13-6
 - 1962 (H) Detroit 17-6
 - (A) Detroit 37-23
 - 1963 (A) Detroit 28-10
 - (H) Minnesota 34-31
 - 1964 (H) Detroit 24-20
 - (A) Tie, 23-23
 - 1965 (H) Detroit 31-29
 - (A) Minnesota 29-7
 - 1966 (H) Detroit 32-31
 - (A) Minnesota 28-16
 - 1967 (H) Tie, 10-10
 - (A) Detroit 14-3
 - 1968 (H) Minnesota 24-10
 - (A) Minnesota 13-6
 - 1969 (H) Minnesota 24-10
 - (A) Minnesota 27-0
 - 1970 (A) Minnesota 30-17
 - (H) Minnesota 24-20
 - 1971 (A) Minnesota 16-13
 - (H) Minnesota 29-10
 - 1972 (A) Minnesota 34-10
 - (H) Minnesota 16-14
 - 1973 (A) Minnesota 23-9
 - (H) Minnesota 28-17
 - 1974 (A) Cleveland 7-6
 - (H) Detroit 20-10
 - 1975 (H) Minnesota 25-19
 - (A) Detroit 17-10
 - 1976 (A) Minnesota 10-9
 - (H) Minnesota 31-23
 - 1977 (H) Minnesota 14-7
 - (A) Minnesota 30-21
 - 1978 (H) Minnesota 17-14
 - (A) Detroit 45-14
 - 1979 (A) Minnesota 13-10
 - (H) Minnesota 14-7
 - 1980 (A) Detroit 27-7
 - (H) Minnesota 34-0
 - 1981 (H) Minnesota 26-24
 - (A) Detroit 45-7
 - 1982 (A) Minnesota 34-31
 - 1983 (H) Minnesota 20-17
 - (A) Detroit 13-7
 - 1984 (A) Minnesota 29-28
 - (H) Detroit 16-14
 - 1985 (H) Minnesota 16-13
 - (A) Detroit 41-21
 - 1986 (H) Detroit 13-10
 - (A) Minnesota 24-10

- 1987 (H) Minnesota 34-19
- (A) Minnesota 17-14
- 1988 (H) Minnesota 44-17
- (A) Minnesota 23-0
- 1989 (H) Minnesota 24-17
- (A) Minnesota 20-7
- 1990 (H) Detroit 34-27
- (A) Minnesota 17-7
- 1991 (A) Detroit 24-20
- (H) Detroit 34-14
- 1992 (A) Detroit 31-17
- (H) Minnesota 31-14
- 1993 (H) Detroit 30-27
- (A) Minnesota 13-0
- 1994 (H) Minnesota 10-3
- (A) Detroit 41-19
- 1995 (H) Minnesota 20-10
- (A) Detroit 44-38
- 1996 (H) Minnesota 17-13
- (A) Minnesota 24-22
- 1997 (A) Detroit 38-15
- (H) Detroit 14-13
- 1998 (H) Minnesota 29-6
- (A) Minnesota 34-13
- 1999 (A) Detroit 25-23
- (H) Minnesota 24-17
- 2000 (A) Minnesota 31-24
- (H) Minnesota 24-17
- 2001 (H) Minnesota 31-26
- (A) Detroit 27-24
- 2002 (H) Minnesota 31-24
- (A) Minnesota 38-36
- 2003 (A) Minnesota 23-13
- (H) Minnesota 24-14
- 2004 (H) Minnesota 22-19
- (A) Minnesota 28-27
- 2005 (H) Minnesota 27-14
- (A) Minnesota 21-16
- 2006 (H) Minnesota 26-17
- (A) Minnesota 30-20
- 2007 (A) Detroit 17 (OT)
- (H) Minnesota 42-10
- 2008 (H) Minnesota 12-10
- (A) Minnesota 20-16
- 2009 (A) Minnesota 27-13
- (H) Minnesota 27-10
- 2010 (H) Minnesota 24-10
- (A) Detroit 20-13
- 2011 (H) Detroit 26-23 (OT)
- (A) Detroit 34-28
- 2012 (A) Minnesota 20-13
- (H) Minnesota 34-24
- 2013 (A) Detroit 34-24
- (H) Minnesota 14-13
- 2014 (H) Detroit 17-3
- (A) Detroit 16-14
- 2015 (H) Minnesota 26-16
- (A) Minnesota 28-19
- 2016 (H) Detroit 16-13 (OT)
- (A) Detroit 16-13
- 2017 (H) Detroit 14-7
- (A) Minnesota 30-23
- 2018 (H) Minnesota 24-9
- (A) Minnesota 27-9
- 2019 (A) Minnesota 42-30
- (H) Minnesota 20-7
- 2020 (H) Minnesota 34-20
- (A) Minnesota 37-35

GREEN BAY

Won 55, Lost 63, Tied 3
Home 29-30, Away 26-33-3

- (6-9 in Milwaukee)**
- 1961 (H) Green Bay 33-7
 - (A) Green Bay 28-10 (Milw.)
 - 1962 (A) Green Bay 34-7
 - (H) Green Bay 48-21
 - 1963 (H) Green Bay 37-28
 - (A) Green Bay 28-7
 - 1964 (A) Minnesota 24-23
 - (H) Green Bay 42-13
 - (H) Green Bay 38-13
 - (H) Green Bay 24-19
 - 1965 (A) Minnesota 20-17
 - (H) Green Bay 28-16
 - 1967 (A) Minnesota 10-7 (Milw.)
 - (H) Green Bay 30-27
 - 1968 (A) Minnesota 26-13 (Milw.)
 - (H) Minnesota 14-10
 - 1969 (H) Minnesota 19-7
 - (A) Minnesota 9-7 (Milw.)
 - 1970 (A) Green Bay 13-10 (Milw.)
 - (H) Minnesota 10-3
 - 1971 (A) Minnesota 24-13
 - (H) Minnesota 3-0
 - 1972 (A) Minnesota 27-13
 - (H) Green Bay 23-7
 - 1973 (H) Minnesota 11-3
 - (A) Minnesota 31-7
 - 1974 (A) Minnesota 32-17
 - (H) Green Bay 19-7
 - 1975 (A) Minnesota 28-17

- (H) Minnesota 24-3
- 1976 (A) Minnesota 17-10 (Milw.)
- (H) Minnesota 20-9
- 1977 (H) Minnesota 19-7
- (A) Minnesota 13-6
- 1978 (H) Minnesota 21-7
- (A) Tie, 10-10 (OT)
- 1979 (H) Minnesota 27-21 (OT)
- (A) Green Bay 16-7 (Milw.)
- 1980 (A) Green Bay 13-3
- (H) Green Bay 25-13
- 1981 (A) Minnesota 30-13 (Milw.)
- (H) Green Bay 35-23
- 1982 (A) Green Bay 26-7 (Milw.)
- 1983 (A) Minnesota 20-17 (OT)
- (H) Green Bay 29-21
- 1984 (A) Green Bay 45-17 (Milw.)
- (H) Green Bay 38-14
- 1985 (A) Green Bay 20-17 (Milw.)
- (H) Green Bay 27-17
- 1986 (H) Minnesota 42-7
- (A) Minnesota 32-6
- 1987 (H) Green Bay 23-16
- (A) Green Bay 16-10 (Milw.)
- 1988 (H) Green Bay 34-14
- (A) Green Bay 18-6
- 1989 (H) Minnesota 26-14
- (A) Green Bay 20-19 (Milw.)
- 1990 (A) Green Bay 24-10 (Milw.)
- (H) Minnesota 23-7
- 1991 (A) Minnesota 35-21
- (H) Green Bay 27-7
- 1992 (A) Minnesota 22-20 (OT)
- (H) Minnesota 27-7
- 1993 (H) Minnesota 15-13
- (A) Minnesota 21-17 (Milw.)
- 1994 (A) Green Bay 16-10
- (H) Minnesota 13-10 (OT)
- 1995 (A) Green Bay 38-21
- (H) Minnesota 27-24
- 1996 (H) Minnesota 30-21
- (A) Green Bay 38-10
- 1997 (A) Green Bay 38-32
- (H) Green Bay 27-11
- 1998 (A) Minnesota 37-24
- (H) Minnesota 28-14
- 1999 (A) Green Bay 23-20
- (H) Minnesota 24-20
- 2000 (A) Green Bay 26-20 OT
- (H) Green Bay 33-28
- 2001 (H) Minnesota 35-13
- (A) Green Bay 13-24
- 2002 (H) Minnesota 31-21
- (A) Green Bay 26-22
- 2003 (A) Minnesota 30-25
- (H) Green Bay 30-27
- 2004 (A) Green Bay 34-31
- (H) Green Bay 34-31
- 2005 (H) Minnesota 23-20
- (A) Minnesota 20-17
- 2006 (H) Green Bay 23-17
- (A) Green Bay 9-7
- 2007 (H) Green Bay 23-16
- (A) Green Bay 34-0
- 2008 (A) Green Bay 24-19
- (H) Minnesota 28-27
- 2009 (H) Minnesota 30-23
- (A) Minnesota 38-26
- 2010 (A) Green Bay 28-24
- (H) Green Bay 31-3
- 2011 (H) Green Bay 33-27
- (A) Green Bay 45-7
- 2012 (A) Green Bay 23-14
- (H) Minnesota 37-34
- (A) Green Bay 24-10
- 2013 (H) Green Bay 44-31
- (A) Tie, 26-26 (OT)
- 2014 (A) Green Bay 42-10
- (H) Green Bay 24-21
- 2015 (H) Green Bay 30-13
- (A) Minnesota 20-13
- 2016 (H) Minnesota 17-14
- (A) Green Bay 38-25
- 2017 (H) Minnesota 22-10
- (A) Minnesota 16-0
- 2018 (A) Tie, 29-29 (OT)
- (H) Minnesota 24-17
- 2019 (A) Green Bay, 28-16
- (H) Green Bay, 23-10
- 2020 (H) Green Bay, 43-34
- (A) Minnesota, 28-22

*NFC Wild Card Game

HOUSTON

- Won 5, Lost 0, Tied 0**
Home 2-0, Away 3-0
- 2004 (A) Minnesota 34-28 (OT)
 - 2008 (H) Minnesota 28-21
 - 2012 (A) Minnesota 23-6
 - 2016 (H) Minnesota 31-13
 - 2020 (A) Minnesota 31-23

INDIANAPOLIS

- Won 7, Lost 18, Tied 1**
Home 7-6-1, Away 0-12
- 1961 (A) Baltimore 34-13
 - (H) Minnesota 28-20
 - 1962 (H) Baltimore 34-7
 - (A) Baltimore 42-14
 - 1963 (H) Baltimore 37-34
 - (A) Baltimore 41-10
 - 1964 (H) Minnesota 41-24
 - (A) Baltimore 17-14
 - 1965 (A) Baltimore 35-16
 - (H) Baltimore 41-21
 - 1966 (H) Baltimore 38-23
 - (A) Baltimore 20-17
 - 1967 (H) Tie, 20-20
 - 1968 (A) Baltimore 24-9
 - 1968 (A) Baltimore 24-14 %
 - 1969 (H) Minnesota 52-14
 - 1971 (H) Minnesota 10-3
 - 1982 (H) Minnesota 13-10
 - 1988 (H) Minnesota 12-3
 - 1997 (H) Minnesota 39-28
 - 2000 (A) Indianapolis 31-10
 - 2004 (A) Indianapolis 31-28
 - 2008 (H) Indianapolis 18-15
 - 2012 (A) Indianapolis 23-20
 - 2016 (H) Indianapolis 34-6
 - 2020 (A) Indianapolis 28-11

% NFL Western Conference Championship Game

JACKSONVILLE

- Won 6, Lost 1, Tied 0**
Home 4-1, Away 2-0
- 1998 (H) Minnesota 50-10
 - 2001 (H) Jacksonville 33-3
 - 2004 (H) Minnesota 27-16
 - 2008 (A) Minnesota 20-12
 - 2012 (H) Minnesota 26-23 (OT)
 - 2016 (A) Minnesota 25-16
 - 2020 (H) Minnesota 27-24 (OT)

KANSAS CITY

- Won 5, Lost 8, Tied 0**
Home 4-2, Away 1-5, Neutral 0-1
- 1969 (N) Kansas City 23-7 S
 - 1970 (H) Minnesota 27-10
 - 1974 (A) Minnesota 35-15
 - 1981 (H) Kansas City 10-6
 - 1990 (A) Kansas City 24-21
 - 1993 (H) Minnesota 30-10
 - 1996 (H) Kansas City 21-6
 - 1999 (A) Kansas City 31-28
 - 2003 (H) Minnesota 45-20
 - 2007 (A) Kansas City 13-10
 - 2011 (A) Kansas City 27-17
 - 2015 (H) Minnesota 16-10
 - 2019 (A) Kansas City, 26-23

S Super Bowl IV, Jan. 11, 1970

LOS ANGELES CHARGERS

- Won 7, Lost 6, Tied 0**
Home 5-3, Away 2-3
- 1971 (A) San Diego 30-14
 - 1975 (H) Minnesota 28-13
 - 1978 (H) San Diego 13-7
 - 1981 (A) Minnesota 33-31
 - 1984 (H) San Diego 42-13
 - 1985 (H) Minnesota 21-17
 - 1993 (H) San Diego 30-17
 - 1999 (H) Minnesota 35-27
 - 2003 (A) San Diego 42-28
 - 2007 (H) Minnesota 35-17
 - 2011 (A) San Diego 24-17
 - 2015 (H) Minnesota 31-14
 - 2019 (A) Minnesota 39-10

LOS ANGELES RAMS

- Won 27, Lost 17, Tied 2**
Home 16-3-2, Away 11-14
- 1961 (A) Minnesota 31-17
 - (H) Minnesota 42-21
 - 1962 (A) Minnesota 38-14
 - (H) Tie, 24-24
 - 1963 (A) Los Angeles 27-24
 - (H) Minnesota 21-13
 - 1964 (A) Los Angeles 22-13
 - (H) Minnesota 34-13
 - 1965 (A) Minnesota 39-35
 - (H) Minnesota 24-13
 - 1966 (H) Minnesota 35-7
 - (A) Los Angeles 21-6
 - 1967 (A) Los Angeles 39-3
 - 1968 (H) Los Angeles 31-3
 - 1969 (A) Minnesota 20-13
 - 1969 (H) Minnesota 23-0
 - 1970 (H) Minnesota 13-3
 - 1972 (A) Minnesota 45-41
 - 1973 (H) Minnesota 10-9

- 1974 (A) Los Angeles 20-17
- 1974 (H) Minnesota 14-10 ***
- 1976 (H) Tie, 10-10 (OT)
- 1976 (H) Minnesota 24-13 ***
- 1977 (A) Los Angeles 35-7
- 1977 (A) Minnesota 14-7**
- 1978 (H) Los Angeles 34-17
- 1978 (A) Los Angeles 34-10 **
- 1979 (A) Los Angeles 27-21 (OT)
- 1985 (A) Los Angeles 13-10
- 1987 (A) Minnesota 21-16
- 1988 (H) Minnesota 28-17 *
- 1989 (H) Minnesota 23-11 (OT)
- 1991 (H) Minnesota 20-14
- 1992 (A) Minnesota 31-17
- 1993 (A) Minnesota 38-31
- 1999 (A) St. Louis 49-37 **
- 2000 (A) St. Louis 40-29
- 2003 (A) St. Louis 48-17
- 2005 (H) Minnesota 27-13
- 2006 (H) St. Louis 41-21
- 2009 (A) Minnesota 38-10
- 2012 (A) Minnesota 36-22
- 2014 (A) Minnesota 34-6
- 2015 (H) Minnesota 21-18 (OT)
- 2017 (H) Minnesota 24-7
- 2018 (A) Los Angeles 38-31
- 6 NFL Western Conf. Championship
- **NFC Wild Card Game
- ***NFC Divisional Playoffs
- ****NFC Championship Game

MIAMI

- Won 5, Lost 8, Tied 0**
Home 4-3, Away 1-4, Neutral 0-1
- 1972 (H) Miami 24-7
 - 1972* (H) Miami 24-7
 - 1976 (A) Minnesota 29-7
 - 1979 (H) Miami 27-12
 - 1982 (A) Miami 22-14
 - 1988 (A) Miami 24-7
 - 1994 (H) Minnesota 38-35
 - 2000 (H) Minnesota 13-7
 - 2002 (H) Minnesota 20-17
 - 2006 (H) Miami 24-17
 - 2010 (H) Miami 14-10
 - 2014 (A) Miami 37-35
 - 2018 (H) Minnesota 41-17

*Super Bowl VIII, Jan. 13, 1974

NEW ENGLAND

- Won 4, Lost 9, Tied 0**
Home 2-3, Away 2-5
- 1970 (A) Minnesota 35-14
 - 1974 (H) New England 17-14
 - 1975 (A) New England 27-23
 - 1988 (H) Minnesota 36-7
 - 1991 (A) New England 26-23 (OT)
 - 1994 (A) New England 26-20 (OT)
 - 1997 (H) Minnesota 23-18
 - 2000 (A) Minnesota 21-13
 - 2002 (A) New England 24-17
 - 2006 (H) New England 31-7
 - 2010 (A) New England 28-18
 - 2014 (H) New England 24-7
 - 2018 (A) New England 24-10

NEW ORLEANS

- Won 23, Lost 13, Tied 0**
Home 14-4, Away 9-9
- 1968 (A) New Orleans 20-17
 - 1970 (H) Minnesota 26-0
 - 1971 (A) Minnesota 23-10
 - 1972 (H) Minnesota 37-6
 - 1974 (H) Minnesota 29-9
 - 1975 (A) Minnesota 20-7
 - 1976 (A) Minnesota 40-9
 - 1978 (A) New Orleans 31-24
 - 1980 (A) Minnesota 23-20
 - 1981 (H) Minnesota 20-10
 - 1983 (A) New Orleans 17-16
 - 1985 (H) New Orleans 30-23
 - 1986 (H) Minnesota 33-17
 - 1987 (A) Minnesota 44-10
 - 1988 (H) Minnesota 45-3
 - 1990 (H) Minnesota 32-3
 - 1991 (A) New Orleans 26-0
 - 1993 (H) New Orleans 17-14
 - 1994 (H) Minnesota 21-20
 - 1995 (H) Minnesota 43-24
 - 1998 (H) Minnesota 31-24
 - 2000 (H) Minnesota 34-16 **
 - 2001 (A) New Orleans 28-15
 - 2002 (A) Minnesota 32-31
 - 2004 (A) Minnesota 38-31
 - 2005 (H) Minnesota 33-16
 - 2008 (A) Minnesota 30-27
 - 2009 (A) New Orleans 31-28(OT)***
 - 2010 (A) New Orleans 14-9
 - 2011 (H) New Orleans 42-20
 - 2014 (A) New Orleans 20-9
 - 2017 (H) Minnesota 29-19

- (H) Minnesota 29-24 **
- 2018 (H) New Orleans 30-20
- 2019 (A) Minnesota 26-20 (OT)*
- 2020 (A) New Orleans 52-33
- *NFC Wild Card Game
- **NFC Divisional Playoff Game
- ***NFC Championship Game

NEW YORK GIANTS

- Won 7, Lost 12, Tied 0**
Home 8-5, Away 9-7
- 1964 (A) Minnesota 30-21
 - 1965 (H) Minnesota 40-14
 - 1967 (H) Minnesota 27-24
 - 1969 (A) New York 24-23
 - 1971 (A) Minnesota 17-10
 - 1973 (A) Minnesota 31-7
 - 1976 (H) Minnesota 24-7
 - 1986 (H) New York 22-20
 - 1989 (A) New York 24-14
 - 1990 (A) New York 23-15
 - 1993 (A) New York 17-10 *
 - 1994 (A) Minnesota 27-10
 - 1996 (A) New York 15-10
 - 1997 (A) Minnesota 23-22 *
 - 1999 (A) Minnesota 34-17
 - 2000 (A) New York 41-0 ***
 - 2001 (H) Minnesota 28-16
 - 2002 (H) New York 27-20
 - 2003 (H) New York 29-17
 - 2004 (H) New York 34-13
 - 2005 (A) Minnesota 24-21
 - 2007 (A) Minnesota 41-17
 - 2008 (H) Minnesota 20-19
 - 2009 (H) Minnesota 44-7
 - 2010 (H) New York 21-3 @
 - 2013 (A) New York 23-7
 - 2015 (H) Minnesota 49-17
 - 2016 (H) Minnesota 24-10
 - 2019 (A) Minnesota 28-10
 - *NFC Wild Card Game
 - **NFC Championship Game
 - @at Ford Field in Detroit, MI

NEW YORK JETS

- Won 3, Lost 8, Tied 0**
Home 2-3, Away 1-5
- 1970 (A) New York 20-10
 - 1975 (H) Minnesota 29-21
 - 1979 (A) New York 14-7
 - 1982 (H) New York 42-14
 - 1984 (H) New York 31-21
 - 1997 (A) New York 23-21
 - 2002 (A) New York 20-7
 - 2006 (H) New York 26-13
 - 2010 (A) New York 29-20
 - 2014 (H) Minnesota 30-24 (OT)
 - 2018 (A) Minnesota 37-17

OKLAND

- Won 6, Lost 10, Tied 0**
Home 4-4, Away 2-5, Neutral 0-1
- 1972 (H) Minnesota 24-16
 - 1976 (N) Oakland 32-14 S
 - 1977 (A) Oakland 35-13
 - 1978 (A) Oakland 27-20
 - 1981 (H) Oakland 36-10
 - 1984 (A) Los Angeles 23-20
 - 1987 (H) Minnesota 31-20
 - 1990 (H) Los Angeles 28-24
 - 1993 (A) Los Angeles 24-7
 - 1996 (A) Minnesota 16-13 (OT)
 - 1999 (H) Oakland 22-17
 - 2003 (A) Oakland 28-18
 - 2007 (H) Minnesota 29-22
 - 2011 (H) Oakland 27-21
 - 2015 (A) Minnesota 30-14
 - 2019 (H) Minnesota 34-14
 - S Super Bowl XI, Jan. 9, 1977

PHILADELPHIA

- Won 15, Lost 14, Tied 0**
Home 8-4, Away 7-10
- 1962 (H) Minnesota 31-21
 - 1963 (A) Minnesota 34-13
 - 1968 (A) Minnesota 24-17
 - 1971 (A) Minnesota 31-0
 - 1973 (H) Minnesota 28-21
 - 1976 (A) Minnesota 31-12
 - 1978 (H) Minnesota 28-27
 - 1980 (H) Philadelphia 42-7
 - 1980 (A) Philadelphia 31-16 **
 - 1981 (H) Minnesota 35-23
 - 1984 (A) Philadelphia 19-17
 - 1985 (A) Minnesota 28-23
 - 1985 (H) Philadelphia 37-35
 - 1988 (H) Minnesota 23-21
 - 1989 (A) Philadelphia 10-9
 - 1990 (A) Philadelphia 32-24
 - 1992 (A) Philadelphia 28-17
 - 1997 (H) Minnesota 28-19

- 2001 (A) Philadelphia 48-17
- 2004 (A) Philadelphia 27-16
- 2004 (H) Philadelphia 27-14 **
- 2007 (H) Philadelphia 23-16
- 2008 (H) Philadelphia 26-14 *
- 2010 (A) Minnesota 24-14
- 2013 (H) Minnesota 48-30
- 2016 (A) Philadelphia 21-10
- 2017 (A) Philadelphia 38-7 ***
- 2018 (A) Minnesota 23-21
- 2019 (H) Minnesota 28-20
- *NFC Wild Card Playoff Game
- **NFC Divisional Playoff Game
- ***NFC Championship Game

PITTSBURGH

- Won 9, Lost 9, Tied 0**
Home 4-2, Away 4-6, Neutral 1-1
- 1962 (A) Pittsburgh 39-31
 - 1964 (H) Minnesota 30-10
 - 1967 (A) Minnesota 41-27
 - 1969 (H) Minnesota 52-14
 - 1972 (A) Pittsburgh 27-10
 - 1974 (N) Pittsburgh 16-6 S
 - 1976 (H) Minnesota 17-6
 - 1980 (H) Pittsburgh 23-17
 - 1983 (A) Minnesota 17-14
 - 1986 (H) Minnesota 31-7
 - 1988 (A) Pittsburgh 27-14
 - 1992 (A) Minnesota 6-2
 - 1993 (A) Philadelphia 44-24
 - 2001 (A) Pittsburgh 21-16
 - 2005 (H) Pittsburgh 18-3
 - 2009 (A) Pittsburgh 27-17
 - 2013 (N) Minnesota 34-27 #
 - 2017 (A) Pittsburgh 26-9
 - S Super Bowl IX, Jan. 12, 1975
 - # Played in London at Wembley Stadium. Minnesota designated home team.

SAN FRANCISCO

- Won 23, Lost 24, Tied 1**
Home 15-9, Away 8-15-1
- 1961 (H) San Francisco 38-24
 - (A) San Francisco 38-28
 - 1962 (A) San Francisco 21-7
 - (H) San Francisco 35-12
 - 1963 (A) Minnesota 24-20
 - (H) Minnesota 45-14
 - 1964 (A) Minnesota 27-22
 - (H) Minnesota 24-7
 - 1965 (A) Minnesota 42-41
 - (H) San Francisco 45-24
 - 1966 (A) Tie, 20-20
 - (H) Minnesota 28-3
 - 1967 (H) San Francisco 27-21
 - 1968 (A) Minnesota 30-20
 - 1969 (H) Minnesota 10-7
 - 1970 (H) San Francisco 17-14 **
 - 1971 (H) San Francisco 13-9
 - 1972 (A) San Francisco 20-17
 - 1973 (A) Minnesota 17-13
 - 1975 (H) Minnesota 27-17
 - 1976 (A) San Francisco 20-16
 - 1977 (H) Minnesota 28-27
 - 1979 (H) Minnesota 28-22
 - 1983 (H) San Francisco 48-17
 - 1984 (A) San Francisco 51-7
 - 1985 (H) Minnesota 28-21
 - 1986 (A) Minnesota 27-24 (OT)
 - 1987 (A) Minnesota 36-24 **
 - 1988 (A) San Francisco 24-21
 - 1988 (A) San Francisco 34-9 **
 - 1989 (A) San Francisco 41-13 **
 - 1990 (H) San Francisco 20-17
 - 1991 (H) Minnesota 17-14
 - 1992 (H) San Francisco 20-17
 - 1993 (A) San Francisco 38-19
 - 1994 (H) Minnesota 31-14
 - 1995 (A) San Francisco 37-30
 - 1997 (A) San Francisco 28-17
 - 1997 (A) San Francisco 38-22 **
 - 1999 (H) Minnesota 40-16
 - 2003 (H) Minnesota 35-7
 - 2005 (A) San Francisco 9-3
 - 2007 (A) Minnesota 27-7
 - 2009 (H) Minnesota 27-24
 - 2012 (H) Minnesota 24-13
 - 2015 (A) San Francisco 20-3
 - 2018 (H) Minnesota 24-16
 - 2019 (A) San Francisco 27-10 **
 - **NFC Divisional Playoff Game

SEATTLE

- Won 5, Lost 13, Tied 0**
Home 3-3, Away 2-10
- 1976 (H) Minnesota 27-21
 - 1978 (A) Seattle 29-28
 - 1984 (H) Seattle 20-12
 - 1987 (A) Seattle 28-17
 - 1990 (A) Minnesota 24-21

- 1996 (A) Seattle 42-23
- 2002 (A) Seattle 48-23
- 2003 (A) Minnesota 34-7
- 2004 (H) Seattle 27-23
- 2006 (A) Minnesota 31-13
- 2009 (H) Minnesota 35-9
- 2012 (A) Seattle 30-20
- 2013 (A) Seattle 41-20
- 2015 (H) Seattle 38-7
- (H) Seattle 10-9 *
- Seattle 21-7
- 2019 (A) Seattle 37-30
- 2020 (A) Seattle 27-26
- *NFC Wild Card Game

TAMPA BAY

- Won 33, Lost 22, Tied 0**
Home 19-9, Away 14-13
- 1977 (A) Minnesota 9-3
 - 1978 (H) Tampa Bay 16-10
 - (A) Minnesota 24-7
 - 1979 (H) Tampa Bay 12-10
 - (A) Minnesota 23-22
 - 1980 (H) Minnesota 38-30
 - (A) Minnesota 21-10
 - 1981 (A) Tampa Bay 21-13
 - (H) Minnesota 25-10
 - 1982 (H) Minnesota 17-10
 - 1983 (A) Minnesota 19-16 (OT)
 - (H) Tampa Bay 17-12
 - 1984 (A) Tampa Bay 25-21
 - (H) Minnesota 27-24
 - 1985 (A) Minnesota 31-16
 - (H) Minnesota 26-7
 - 1986 (A) Minnesota 23-13
 - (H) Minnesota 45-13
 - 1987 (A) Tampa Bay 20-17
 - (H) Minnesota 23-10
 - 1988 (H) Minnesota 14-13
 - (A) Minnesota 49-20
 - 1989 (H) Minnesota 17-3
 - (A) Minnesota 24-10
 - 1990 (H) Tampa Bay 23-20
 - (A) Tampa Bay 26-13
 - 1991 (H) Minnesota 28-13
 - (A) Minnesota 26-24
 - 1992 (H) Minnesota 26-20
 - (A) Minnesota 35-7
 - 1993 (A) Minnesota 15-0
 - (A) Tampa Bay 23-10
 - 1994 (A) Minnesota 36-13
 - (H) Tampa Bay 20-17 (OT)
 - 1995 (A) Tampa Bay 20-17 (OT)
 - (H) Minnesota 31-17
 - 1996 (A) Tampa Bay 24-13
 - (H) Minnesota 21-10
 - 1997 (H) Tampa Bay 28-14
 - (A) Minnesota 10-6
 - 1998 (H) Minnesota 31-7
 - (A) Tampa Bay 27-24
 - 1999 (H) Minnesota 21-14
 - (A) Tampa Bay 24-17
 - 2000 (H) Minnesota 30-23
 - (A) Tampa Bay 41-13

- 2001 (H) Minnesota 20-16
- (A) Tampa Bay 41-14
- 2002 (A) Tampa Bay 38-24
- 2005 (H) Tampa Bay 24-13
- 2008 (A) Tampa Bay 19-13
- 2011 (H) Tampa Bay 24-20
- 2012 (H) Tampa Bay 36-17
- 2014 (A) Minnesota 19-13 (OT)
- 2017 (H) Minnesota 34-17

TENNESSEE

- Won 9, Lost 5, Tied 0**
Home 7-2, Away 2-3
- 1974 (H) Minnesota 51-10
 - 1980 (A) Houston 20-16
 - 1983 (H) Minnesota 34-14
 - 1986 (A) Houston 23-10
 - 1989 (H) Minnesota 38-7
 - 1992 (H) Houston 17-13
 - 1995 (H) Minnesota 23-17 (OT)
 - 1998 (A) Minnesota 26-16
 - 2001 (H) Minnesota 42-24
 - 2002 (A) Tennessee 20-3
 - 2002 (A) Tennessee 30-17
 - 2008 (H) Tennessee 30-7
 - 2010 (A) Minnesota 25-16
 - 2016 (H) Tennessee 31-30

WASHINGTON

- Won 14, Lost 13, Tied 0**
Home 7-6, Away 7-7
- 1968 (H) Minnesota 27-14
 - 1970 (A) Minnesota 19-10
 - 1972 (H) Washington 24-21
 - 1973 (H) Minnesota 27-20 **
 - 1975 (A) Washington 31-30
 - 1976 (H) Minnesota 35-20 **
 - 1980 (A) Minnesota 39-14
 - 1982 (A) Washington 21-7*
 - 1984 (H) Washington 31-17
 - 1986 (A) Washington 44-38 (OT)
 - 1987 (H) Washington 27-24 (OT)
 - 1987 (A) Washington 17-10 ***
 - 1992 (H) Washington 15-13
 - 1992 (H) Washington 24-7 *
 - 1993 (A) Minnesota 14-9
 - 1998 (H) Minnesota 41-7
 - 2004 (A) Washington 21-18
 - 2006 (A) Minnesota 19-16
 - 2007 (H) Washington 32-21
 - 2010 (A) Minnesota 17-13
 - 2011 (H) Minnesota 33-26
 - 2012 (A) Washington 38-26
 - 2013 (H) Minnesota 34-27
 - 2014 (H) Minnesota 29-26
 - 2016 (A) Washington 26-20
 - 2017 (H) Minnesota 38-30
 - 2019 (H) Minnesota 19-9
 - *Super Bowl Tournament
 - **NFC Wild Card Game
 - **NFC Divisional Playoff Game
 - ***NFC Championship Game



Minnesota visits San Francisco in 2021 for a regular season game for the 1st time since 2015.

VIKINGS ALUMNI

Players must be on active roster for one game to qualify

AAA

31 Abdullah, Ameer, RB, Nebraska	2018-
39 Abdullah, Husain, S, Washington St.	2008-11
50 Abrams, Steve, LB, Michigan	1993-94
53 Ache, Steve, LB, SW Missouri	1987
12 Adams, Rodney, WR, South Florida	2017
72 Adams, Scott, C, Georgia	1991-93
85 Adams, Tom, WR, Minn.-Duluth	1962
7 Adams, Tom, QB, Utah State	1987
68 Addicks, John, C, Baylor	1989
57 Adbi, Xavier, LB, Virginia Tech	2011
67 Alderman, Grady, T, Detroit	1961-74
63 Alex, Keith, G, Texas A&M	1995
90 Alexander, Derrick, DE, Florida St.	1995-98
82 Alexander, Derrick, WR, Michigan	2002
20 Alexander, Mackenzie, CB, Clemson	2016-18
57 Alexander, Rufus, LB, Oklahoma	2008
53 Alipate, Tuleneau, LB, Washington St.	1995
21 Allen, Asher, CB, Washington	2009-11
69 Allen, Jared, DE, Idaho State	2008-13
25 Allen, Nate, DB, Texas Southern	1976-79
21 Allen, Terry, RB, Clemson	1991-94
84 Allison, Aundrea, WR, East Carolina	2007-08
7 Andersen, Morten, K, Michigan St.	2004
66 Anderson, Abdullah, DT, Bucknell	2020
46 Anderson, Alfred, RB, Baylor	1984-91
1 Anderson, Gary, K, Syracuse	1998-02
56 Anderson, Scott, C, Missouri	1974/1976
86 Angulo, Richard, TE, West. New Mex.	2003-05
53 Anno, Sam, LB, USC	1987-88
2 Aragus, Leo, P, Stephen F. Austin	2003
69 Arbuabakar, Hassan, DE, Texas Tech	1984
16 Arceneux, Emmanuel, WR, Alcorn State	2011
16 Archer, R.J., QB, William & Mary	2010
19 Armoshodu, David, WR, Auburn	2011-12
79 Arrobio, Chuck, T, USC	1966
44/48 Asiatu, Matt, RB, Utah	2012-16
58 Ashley, Walker Lee, LB, Penn St.	1983-88; '90
79 Asper, Mark, T, Oregon	2012
45 Athas, Pete, CB, Tennessee	1975
33 Avery, John, RB, Mississippi	2003
67 Awasomo, Adrian, DE, North Texas	2011
49 Ayanbado, Obafemi, FB, San Diego St.	1998-99
52 Ayodele, Remi, DT, Oklahoma	2011

B B B

60 Baca, Jeff, G, UCLA	2013
74 Badger, Brad, G, Stanford	2000-01
5 Bailey, Dan, CB, Oklahoma State	2018-
77/60 Baker, AJ, DE, Colorado State	1988
91 Baker, Chase, DT, Boise State	2013
2 Baker, Rashad, S, Tennessee	2006
85 Baker, Robert, WR, Auburn	2003
37 Baldwin, Randy, RB, Mississippi	1991
96 Ball, Jerry, DT, SMU	1997-99
99 Ballard, Christian, DT/DE, Iowa	2011-12
85 Ballman, Gary, TE, Michigan St.	1973
30 Banks, Antonio, S, Virginia Tech	1998-00
23 Banyard, Joe, RB, Texas-El Paso	2013-14
34 Bargas, Jake, FB, North Carolina	2020
92 Barker, Roy, DT, No. Carolina	1992-95, '00
23 Barnes, Bill, RB, Wake Forest	1965-66
23 Barnes, Tomur, CB, North Texas	1996
42 Barnett, Harlon, S, Michigan St.	1995-96
55 Barr, Anthony, LB, UCLA	2014-
19 Baskett, Hank, WR, New Mexico	2010
32/38 Bass, Anthony, DB, Bethune-Cookman	1998-99
85 Bates, D'Wayne, WR, Northwestern	2002-03
63 Battle, Jim, C, Southern Illinois	1963
62 Baylor, David, LB, Syracuse	1992
32 Bayless, Rick, RB, Iowa	1989
47 Baylor, Tim, S, Morgan State	1979-80
27 Beamon, Aubrey, S, East Texas St.	1975-76
87 Beasley, John, TE, California	1967-73
64 Beavers, Willie, G, Western Michigan	2016
63 Bebout, Nick, T, Wyoming	1980
86 Bedsole, Hal, TE, USC	1964-66
12 Beebe, Chad, WR, Northern Illinois	2018-
81 Bell, Blake, TE, Oklahoma	2017
33 Bell, Rick, RB, St. John's, (Minn.)	1983
78 Bennett, Barry, DE, Concordia	1988
12 Bennett, Barry S., P, Quachita Baptist	1974
2 Bennett, Darren, P, no college	2004-05
23 Bennett, Michael, RB, Wisconsin	2001-05
56/50 Berrick, Pete, LB, Notre Dame	1995-00
6 Berger, Joe, C, Michigan Tech	2011-17
17 Berger, Mitch, P, Colorado	1996-01
87 Berrian, Bernard, WR, Fresno State	2008-11
17 Berry, Bob, QB, Oregon	1965-67, 73-76
50 Berry, Ray, LB, Baylor	1987-92
45/87/44 Berton, Sean, TE, North Carolina St.	2003-04
21 Bess, Rufus, CB, So. Carolina St.	1982-87
85 Bethune, Ryan, WR, South Carolina	1988
4 Bethel-Thompson, McCloud, QB, Sacramento St.	2002-03
55/54 Bieker, Greg, LB, Colorado	2012-13
75/78 Birk, Matt, C, Harvard	1998-08

73 Bishop, Bill, DT, North Texas St.	1961
59 Bishop, Desmond, LB, California	2013
12 Bishop, Keith, QB, Wheaton	1987
21 Blahak, Joe, CB, Nebraska	1974-75; 1977
59 Blair, Matt, LB, Iowa State	1974-85
68 Blair, Paul, T, Oklahoma State	1990
18/84 Bland, Tony, WR, Florida A&M	1996-98
36 Blanton, Robert, S, Notre Dame	2012-15
20 Blue, Greg, S, Georgia	2006
74 Bobo, Orlando, G, NE Louisiana	1997-98
92/96 Boireau, Michael, DE, Miami (FL)	2000
66 Bolin, Brooke, G, Mississippi	1968-69
9 Bollinger, Brooks, QB, Wisconsin	2006-07
60 Bolston, Conrad, DT, Maryland	2007
3 Bomar, Rhett, QB, Sam Houston St.	2010
13 Bono, Steve, QB, UCLA	1985-86
27 Booker, Lorenzo, RB, Florida State	2010-11
76 Boone, Alex, G, Ohio State	2016
71 Boone, David, DE, Eastern Michigan	1974
23/44 Boone, Mike, RB, Cincinnati	2018
4 Booty, John David, QB, USC	2008
8 Bouman, Todd, QB, St. Cloud State	1997-02
90 Bower, Tashawn, DE, LSU	2017-18
61 Bowler, Larry, G, Purdue	1962-68
62 Boyd, Brent, G, UCLA	1980-86
38 Boyd, Kris, CB, Texas	2019-
36 Boyd, Malik, CB, Southern	1994
80 Boylan, Jim, WR, Washington St.	1963
56 Bradbury, Garrett, C, North Carolina St.	2019-
26 Bradford, Ronnie, S, Colorado	2002
8 Bradford, Sam, QB, Oklahoma	2016-17
50 Brady, Jeff, LB, Kentucky	1995-97
67 Brailford, Jordan, DE, Oklahoma State	2020
61 Brantley, John, DT, Wisconsin	1987
53 Braxton, David, LB, Wake Forest	1989-90
75 Breitenstein, Bob, T, Tulsa	1967
42 Brewer, Jack, S, Minnesota	2002-03
5 Bridgewater, Teddy, QB, Louisville	2014-17
4'Brien, Doug, K, Oregon	2014
43/54 Briggs, Greg, S, Texas Southern	1997-98
84 Brim, James, WR, Wake Forest	1987
44 Brim, Michael, CB, Virginia Union	1989-90
54 Brinkley, Jasper, LB, South Carolina	2009-12, 14
6 Brister, Charlie, QB, NE Louisiana	2000
28 Britt, Bubby, S, Georgia	1964
23 Brock, Tramaire, CB, Belhaven	2017
91 Bromell, Lorenzo, DE, Clemson	2002
40 Brothers, Kentrell, LB, Missouri	2016-19
30 Brown, Bill, RB, Illinois	1962-74
22 Brown, Ivory Lee, RB, Ark.- Pine Bluff	1993
80 Brown, Larry, WR, Mankato State	1987
30 Brown, Mack, RB, Florida	2017
86 Brown, Norris, TE, Georgia	1983
79 Brown, Pat, T, Central Florida	2010-11
33 Brown, Ralph, CB, Nebraska	2004-05
52 Brown, Richard, LB, San Diego St.	1994-96
89 Brown, Robert, TE, Alcorn A&M	1971
23 Brown, Ted, RB, North Carolina St.	1979-86
24 Brown, Terry, S, Oklahoma State	1972-75
47 Browner, Joey, S, USC	1983-91
82 Bruer, Bob, TE, Mankato State	1980-84
24 Brune, Larry, S, Rice	1987
13 Bruno, Dave, P, Moraine Valley	1987
20 Bryant, Bobby, CB, South Carolina	1967-80
94 Bryant, Tim, LB, So. Mississippi	1987
74 Buetow, Bart, T, Minnesota	1976-77
75 Bundra, Mike, DT, USC	1994
11 Bunnell, John, DT, Wyoming	1962
36/27 Burton, Brandon, CB, Utah	2011-12
71 Burton, Derek, T, Oklahoma St.	1987
86/11 Burton, Stephen, WR, West Texas A&M	2011-12
81 Burleson, Nate, WR, Nevada	2002-03
22 Butler, Billy, S/RB, Tenn.-Chattanooga	1962-64
31 Butler, Duane, S, Illinois State	1997-98
65 Byers, Ken, C, Cincinnati	1964-66
60 Bykowski, Carter, T, Iowa State	2014

C C C

53 Caesar, Ivan, LB, Boston College	1991
23 Caleb, Jamie, RB, Grambling	1961
23 Calland, Lee, CB, Louisville	1963-65
85 Camarillo, Greg, WR, Stanford	2010-11
55 Campbell, John, LB, Minnesota	1963-64
16 Campbell, Kelly, WR, Georgia Tech	2002-04
17 Capleman, Bill, QB, Florida St.	1970
7 Carlson, Daniel, K, Auburn	2011-17
89 Carlson, John, TE, Notre Dame	2012-13
65 Carman, Jon, T, Georgia Tech	2002
40 Carpenter, Preston, TE, Arkansas	1966
36 Carpenter, Ron, S, Miami (Ohio)	1996
84 Carroll, Jay, TE, Minnesota	1985
81 Carter, Anthony, WR, Michigan	1985-93
80 Carter, Cris, WR, Ohio State	1990-01
21 Carter, Dale, CB, Tennessee	2001
11 Carter, Jason, WR, Texas A&M	2006
86 Carter, Kyle, TE, Penn State	2017

22/37 Carter, Tyrone, S, Minnesota	2000-02
53 Carson, Malcolm, G, Tenn.-Chatt.	1984
44 Casper, Dave, TE, Notre Dame	1983
16 Cassel, Matt, QB, USC	2013-14
48/89 Carrone, Matt, TE, Arizona St.	2000-02
87 Chamberlain, Byron, TE, Wayne St.	2001-03
23/34 Chapman, Doug, RB, Marshall	2000-02
25 Charles, John, S, Purdue	1970
21 Chavous, Corey, S/CB, Vanderbilt	2002-05
16 Chealand, Hal, QB, Mississippi St.	1974
85 Chisena, Dan, WR, Penn State	2020-
36 Christopherson, Jim, K/LB, Concordia	1962
62 Christy, Jeff, C, Pittsburgh	1993-99
50 Chukwura, Patrick, LB/DE, Wyoming	2001-02
50/54 Ciurria, Vinny, LB, Boston College	2007-08
12 Clabo, Neil, P, Tennessee	1975-77
55 Claiborne, Chris, LB, USC	2003-04
33 Clark, Jesse, RB, Arkansas	1989-90
49 Clark, Kenny, WR, Central Florida	1983-94
71 Clarke, Ken, DT, Syracuse	2003-01
81 Clarke, Leon, WR, USC	1963
68 Clemmings, T.J., T, Pittsburgh	2015-16
92 Clemmons, Duane, DE, California	1996-99
72 Cleveland, Ezra, OL, Boise State	2020-
26 Cobb, Marvin, S, USC	1980
63 Cobb, Robert, DE, Texas	1984
89 Coffman, Paul, TE, Kansas State	1988
57 Cole, Audie, LB, North Carolina State	2012-16
92 Cole, Colin, DT, Iowa	2003
37 Coleman, Al, CB, Tennessee State	1967
91 Coleman, Dan, DE, Murray State	1987
8 Coleman, Greg, P, Florida A&M	1978-87
13 Cole, Stacy, WR, Miami (Fla)	2017-18
99 Collins, Stalton, DE, QB, UConn	1997-99, '01
70 Collins, Avanti, T, TCU	2017-
65 Collins, Calvin, G, Texas A&M	2001
84 Collins, Dwight, WR, Pittsburg	1984
59 Collins, Fabray, LB, So. Illinois	1987
43 Colter, Jeff, CB, Kansas	1984
2 Colquitt, Britton, P, Tennessee	2018-
79 Compton, Tom, G, South Dakota	2016
63 Conaty, Ryan, C, Virginia Tech	2004
75 Connelly, Billy, LB, Wisconsin	2020-
83 Conklin, Tyler, TE, Central Michigan	2018-
20/31 Cook, Chris, CB, Virginia	2010-13
37 Cook, Dalvin, RB, Florida State	2017-
62 Cook, Ryan, T, New Mexico	2006-10
20 Cooks, Kerry, S, Iowa	1998
87 Cooper, Adrian, TE, Oklahoma	1994-95
68 Cooper, Jon, C, Oklahoma	2009-10
52 Cooper, Marquis, LB, Washington	2006
63 Cornish, Jesse, C, UCLA	1994
1 Cortez, Jose, K, Oregon State	2003-04
95 Council, Keith, DE, Hampton	1999
8 Cousins, Kirk, QB, Michigan State	2018-
55 Cowart, Sam, LB, Florida State	2005
14 Cox, Fred, K, Pittsburgh	1963-77
33 Craig, Roger, RB, Nebraska	1992-93
84 Craig, Steve, TE, Northwestern	1974-78
73 Crawford, Brian, T, Western Oregon	2001
95 Crichton, Scott, DE, Oregon State	2014-16
52 Crockett, Henri, LB, Florida State	2002-03
87 Crumpler, Carlester, TE, E. Carolina	1999
77 Culpepper, Brad, DT, Florida	1992-93
12/11 Culpepper, Daunte, QB, UCF	1999-05
71 Culpepper, Ed, DT, Alabama	1961
89 Cunningham, Doug, WR, Rice	1979
7 Cunningham, Randall, RB, QB, UNLV	1997-99
67 Cunningham, Rick, T, Texas A&M	1995
15 Cuzzo, Gary, QB, Virginia	1968-71
49 Curtis, Travis, S, West Virginia	1989
88 Cutting, Austin, LS, Air Force	2012-

D D D

71/75 Dafney, Bernard, G, Tennessee	1992-94
84 Dale, Carroll, WR, Virginia Tech	1973
50 Dalton, Antonio, LB, Hampton	1999
63 Daniels, Brian, G, Colorado	2007
99 Daniels, LeShun, G, Ohio State	1997
7 Danmeier, Rick, K, Sioux Falls	1977-83
27 Dantzer, Cameron, CB, Mississippi St.	2020-
32/25 Darden, Don, CB, Texas Tech	1998
82 Daugherty, Ron, WR, Northeastern	1987
34 Davis, Brian, CB, Nebraska	1994
7 Davis, Doug, T, Kentucky	1966-72
5 Davis, Greg, K, The Citadel	1997
16 Davis, Davion, WR, Sam Houston State	2019
63 Davis, Isaac, G, Arkansas	1998
86 Davis, John, TE, Emporia St.	2000
17/86 Davis, Nick, WR, Wisconsin	2002-03
58/50 Davis, Rod, LB, Southern Miss.	2004-06
40 Davis, Todd, LB, Sacramento State	2020
4 Dawson, Dale, K, E. Kentucky	1987
86 Dawson, Rhett, WR, Florida State	1998
51 Dean, Larry, LB, Valdosta State	2011-13
24 Dean, Ted, S, Wichita	1964

72 DeCarre, Chris, G, Wake Forest	2010	37 Frank, Donald, CB, Winston-Salem	1995	89/19 Hatchette, Matthew, WR, Langston	1997-00
55 Del Rio, Jack, LB, USC	1992-95	12 Freeman, Josh, QB, Kansas State	2017	37 Hawkins, Mike, CB, Oklahoma	2006
89 Delaney, Jarrod, WR, TCU	1989	22 Freeman, Steve, S, Mississippi	1983	58 Hawkins, Rip, LB, North Carolina	1961-65
85 DeLong, Greg, TE, North Carolina	1995-98	12 Ferrette, Gus, QB, Tulsa	2003-04, 08	44 Hayden, Leo, RB, Ohio State	1971
27 Demery, Calvin, WR, Arizona State	1972	83 Frisch, David, TE, Colorado State	1996	75 Hayes, Ray, RB, Cent. Oklahoma	2020
28 Denny, Earl, RB, Missouri	1967-68	37 Frye, Phil, RB, California Lutheran	1987	36 Hayes, Tae, CB, Appalachian State	2020
86 Denson, AI, WR, Florida A&M	1971	27 Fuller, Corey, CB, Florida State	1995-98	50 Hazuga, Jeff, DE, Wisconsin-Stout	2001
62 DePalo, DeB, Pacific	1961-64	29 Fullington, Darrell, S, Miami (Fla.)	1988-90	56 Henderson, E.J., LB, Maryland	2003-11
41 DePonta, Andrew, LS, Rutgers	2020	63 Fulkon, Brandon, G, Slippery Rock	2011-16	50 Henderson, Erin, LB, Maryland	2008-13
25 Derby, Dean, DB, Washington	1961-62	G G		80 Henderson, John, WR, Michigan	1968-72
27 Devine, Kevin, CB, California	1999	32 Galbreath, Tony, RB, Missouri	1981-83	30 Henderson, Keith, WR, Georgia	1992
52 Dick, Jim, LB, North Dakota St.	1987	66 Gallagher, Frank, G, North Carolina	1973	24 Henderson, Wymon, CB, UNLV	1987-88
76 Dickson, Paul, OT, Baylor	1961-70	6 Gallery, Jim, K, Minnesota	1990	87 Hentges, Hale, TE, Alabama	2020
14 Diggs, Stefan, WR, Maryland	2015-19	28 Gallowish, Laroni, CB, Murray St.	2009	6 Heinicke, Taylor, QB, Old Dominion	2015-16
76 Dill, Scott, T, Memphis	1996-97	90 Galvin, John, LB, Boston College	1985	60 Hernandez, Matt, T, Purdue	1984
86 Dillon, Brandon, TE, Marian	2019-	16 Gannon, Rich, QB, Delaware	1987-92	67/64 Herrera, Anthony, G, Tennessee	2004-11
55 Dilton, Terry, CB, Montana	1963	2 Garcia, Teddy, K, NE Louisiana	1969	58 Herron, David, LB, Michigan State	2007-08
12 Dils, Steve, QB, Stanford	1979-84	54 Garnett, David, LB, Stanford	1993-94, '96	79 Hicks, Artis, G, Memphis	2006-09
44 D'Imperio, Ryan, RB, Rutgers	2011	92 Garnett, Winfield, DT, Ohio State	2001	43 Hicks, Maurice, RB, North Carolina A&T	2008
25 Dishman, Chris, CB, Purdue	2000	44 Gault, Billy, CB, Texas Christian	1961	58 Hilgenberg, Wally, LB, Iowa	1968-79
26 Dixon, Ahmad, S, Baylor	2014	78 Gay, William, DE, USC	1988	43 Hill, Cary, S, USC	1985
71 Dixon, David, G, Arizona St.	1994-04	42 Gedeon, Ben, LB, Michigan	2017-19	24 Hill, Holtton, CB, Texas	2016
13 Doctson, Josh, WR, TCU	2019	3 George, Jeff, QB, Illinois	1999	10 Hill, King, P-QB, Rice	1968
56 Doleman, Chris, DE/LB, Pittsburgh	1985-93, '99	55 George, Ron, LB, Stanford	1997	69 Hill, Rashod, T, Southern Mississippi	2016-
4 Donahue, Oscar, WR, San Jose	1962	46/66 Gerak, John, TE/G, Penn St.	1993-96	12/13 Hill, Shaun, QB, Maryland	2002-05, '15-16
57 Downs, Devante, LB, California	2018-19	32 Gerhart, Toby, RB, Stanford	2010-13	89 Hilman, Ira, WR, South Carolina	1990
61 Dorsey, Nat, T, Georgia Tech	2004	56 Gersbach, Carl, LB, West Chester	1971-72	82 Hilton, Carl, TE, Houston	1986-89
25 Doss, Mike, S, Ohio State	2007	86 Gillespie, Willie, WR, Tenn.-Chattanooga	1987	83 Hilman, Ronnie, RB, San Diego State	2016
78 Dozier, Dakota, G, Furman	2019-	20 Gilday, John, WR, South Carolina St.	1972-75	85 Hilton, John, TE, Richmond	1990
42 Dozier, D.J., RB, Penn State	1987-91	42 Gilman, Jeff, CB, Texas Christian	2020-	98 Hinkle, George, DT, Arizona	1972
48 Dozier, Ukee, CB, Minnesota	2005	55 Glenn, Jason, LB, Texas A&M	2006	75/78 Hinton, Chris, T, Northwestern	1994-95
90 DuBoise, B.J., DT, Louisville	2015	25 Glenn, Vencie, S, Indiana St.	1992-94	68 Hinton, Kyle, G, Washburn	2020
62 Ducas, Vladimir, G, Massachusetts	2014	82 Glover, Andrew, TE, Grambling	1997-99	37 Hitchcock, Jimmy, CB, North Carolina	1998-99
66 Dugan, Bill, G, Penn State	1984	74 Goff, Robert, DT, Auburn	1996	10 Hitch, Ryan, WR, Gustavus Adolphus	2004
83 Dugan, Bill, TE, Maryland	2004-10	73 Goldberg, Adam, G, Wyoming	2004-05	44 Hoard, Leroy, RB, Michigan	1986-93
57 Dumler, Doug, C, Nebraska	1976-77	82 Goodridge, Bob, W, Vanderbilt	1968	50/54 Hodges, Gerald, LB, Penn State	2013-15
59 Dusbabek, Mark, LB, Minnesota	1989-92	68 Goodrum, Charles, LB, Florida A&M	1978	13 Holcomb, Kelly, QB, Middle Tenn. St.	2007
45 Dye, Troy, LB, Oregon	2020-	87/83 Goodwin, Hunter, TE, Texas A&M	1996-98, 02-03	93 Holland, Darius, DT, Colorado	2007
E E E		41 Gordon, Charles, CB, Kansas	2006-08	85 Holland, John, WR, Tennessee St.	1974
64 Early, Michael, G, Norfolk State	2002	87 Gray, MarQueis, TE, Minnesota	2014	15 Hollins, Alexander, WR, Eastern Illinois	1978-84
62 Earls, Nick, C, Harvard	2015-17	31 Graham, Scottie, RB, Ohio St.	1993-96	75 Holmberg, Randy, DE, Pittsburgh	2019
3 Edemundu, Adimchinobe, RB, California	2005	73 Graves, Rory, T, Ohio State	1993	51 Holmberg, Bruce, LB, Penn State	1999
1 Echinger, Paul, K, Michigan St.	2005	23 Gray, Torrian, S, Virginia Tech	1997-98	54 Holmes, Bruce, LB, Minnesota	1993
7 Edison, Cornelius, C, Portland State	2017	50 Greck, Dick, LB, Ohio	1961	92/90 Holmes, Jalyn, DT, Ohio State	2018-
27 Edwards, Brad, S, South Carolina	1988-89	32 Green, Robert, RB, William & Mary	1997	30 Holt, Issiac, CB, Alcorn State	1985-89
59 Edwards, Dixon, LB, Michigan St.	1996-98	25 Greene, Marcellus, CB, Arizona	1984	2 Horan, Mike, P, Long Beach St.	1986
36 Edwards, Davonte, CB, N.C. State	2005-06	52 Greenway, Chad, LB, Iowa	2006-16	51 Hough, Jim, G, Utah State	1978-86
3 Edwards, Jimmy, RB, NE Louisiana	1979	97 Griffen, Everson, DE, USC	2010-19	55 Houston, Bobby, LB, North Carolina St.	1998
91 Edwards, Ray, DE, Purdue	2006-10	23 Griffin, Cedric, CB, Texas	2006-11	99 Hovan, Chris, DT, Boston College	2000-04
26 Eilers, Pat, S, Notre Dame	1990-91	24 Griffith, Robert, S, San Diego St.	1994-01	24 Howard, Bryan, S, Tennessee St.	1982
11 Eischied, Mike, P, Upper Iowa	1972-74	73 Griffiths, Otis, DE, Kentucky	2007-08	51/99 Howard, David, LB, Long Beach St.	1985-89
66 Eley, Clifton, TE, Mississippi St.	1987	75 Griggs, Bob, WR, Oregon St.	1967-71, '75-77	92 Howard, Willie, DT, Stanford	2001-02
5 Effein, Pat, G, Ohio State	2017-	47 Grock, Ron, RB, Macalester	1976	92 Howell, Leroy, DT, Appalachian St.	1986
8 Eller, Carl, DE, Minnesota	1964-78	41 Guggemos, Neal, DB, S. Thomas	1986-87	203 Honery, Keenan, WR, Oregon	2000-05
8 Elling, Aaron, K, Wyoming	2003-04	98 Guion, Loretto, DT, Florida State	2008-13	56/72 Huffman, David, G/T, Notre Dame	1979-83, 85-90
77 Ellis, Kenrick, DT, Hampton	2015	84 Gulford, Eric, WR, Arizona State	1993-94	21 Hughes, Mike, CB, Central Florida	2018
40/85 Ellison, Rhett, FB, USC	2012-16	80 Gustafson, Jim, WR, St. Thomas	1985-90	83 Hultz, Don, DE, Southern Miss.	1963
65/73 Elshire, Neil, DE, Oregon	1981-86	H H H		99 Hunter, Danielle, DE, LSU	2015-19
47 Emmanuel, Charles, S, W. Virginia	1997	72 Haeyer, Adam, T, Minnesota	2002, 04	25/31 Hunter, Will, S, Syracuse	2005-06
39 Epps, Marcus, S, Wyoming	2019	91/74 Habib, Brian, G, Washington	1988-92	67 Humphrey, Jay, T, Texas	1999
6 Epstein, Hayden, K, Michigan	2002	49 Hackbart, Dale, S, Wisconsin	1966-70	76 Hutchinson, Steve, G, Michigan	2006-11
29 Evans, Charles, RB, Clark	1993-98	90 Haines, John, DT, Texas	1984	65 Huth, Jerry, G, Wake Forest	1961-63
26 Evans, David, CB, Cent. Arkansas	1986-87	28 Haley, Dick, WR, Pittsburgh	1961	I I I	
90 Evans, Fred, DT, Texas St.-San Marcos	2007-13	55 Hal, Lemanski, LB, Alabama	2000-02	84 Iglesias, Jaquain, WR, Oklahoma	2010
1 Everett, Eric, CB Texas Tech	1992	23 Hall, Steven, S, Kentucky	1986-89	4 Igwebuoke, Donald, K, Clemson	1990
32 Exam, Antoine, S, Virginia Tech	2014-17	86/28 Hall, Tom, WR, Minnesota	1964-66; 66-68	23/43 Iloka, George, S, Boise State	2018, 20
F F F		40 Hall, Windlan, S, Arizona St.	1976-77	86 Ingram, Darryl, TE, California	1989
51 Farber, Hap, LB, Mississippi	1970	30 Ham, C.J., FB, Augustana (SD)	2016-	22 Irvin, Ken, CB/S, Memphis	2003-05
53 Farwell, Heath, LB, San Diego State	2005-10	61 Hamilton, Wes, G, Tulsa	1976-85	76 Irwin, Tim, T, Tennessee	1981-93
3 Fason, Clatrick, RB, Florida	2005-06	23 Hammonds, Shelby, CB, Penn St.	1995	63 Isidore, Danny, G, Miami (Fla.)	2017-18
54 Faust, Paul, LB, Minnesota	1967	25 Hampton, Alonzo, CB, Pittsburgh	1990	82 Ismail, Qadry, WR, Syracuse	1993-96
4 Favre, Brett, QB, Southern Mississippi	2009-10	38 Hand, Harrison, DB, Temple	2020-	37 Israel, Ron, DB, Notre Dame	2003
91 Fears, Willie, DT, Northwestern St.	1990	51 Hanks, Ben, LB, Florida	1996	I I I	
44 Feasel, Grant, T, Abilene Christian	1984-86	45 Hannon, Tom, S, Michigan St.	1977-84	25 Jackson, Alfred, CB, San Diego St.	1995-96
42 Felton, Jerome, FB, Furman	2012-14	55 Hansen, Don, LB, Illinois	1966-67	89 Jackson, Harold, WR, Colorado	1982
3 Fenney, Rick, RB, Washington	1987-91	63 Hanson, Mark, G, Mankato St.	1987	76 Jackson, Joe, DT, New Mexico St.	1977
35 Ferguson, Bob, RB, Ohio State	1963	50 Hargrove, Jim, LB, Howard Payne	1967-70	7 Jackson, Tarvaris, QB, Alabama St.	2006-10
84 Ferguson, Charley, WR, Tennessee St.	1962	8 Harnish, Chandler, QB, Northern Illinois	2014	83 Jacquet, Ned, WR, San Diego St.	2000-01
89 Ferguson, Robert, WR, Texas A&M	2007-08	36 Harrell, Sam, RB, E. Carolina	1980-82; 87	89/13 James, Cedric, WR, TCU	2000-02
1 Fiedler, Jay, QB, Dartmouth	1998	41 Harris, Anthony, S, Virginia	2015-	36 James, Craig, CB, Southern Illinois	2018
32 Finks, Mark, CB, Clemson	2019-	35 Harris, Bill, RB, Colorado	1969-70	47 James, Dick, RB, Oregon	1965
53 Fink, Steve, WR, Elmhurst	1987	23 Harris, Darryl, RB, Arizona St.	1988	99 James, Erasmus, DE, Wisconsin	2005-07
72 Fisk, Jason, DT, Stanford	1995-98	99 Harris, James, DE, Temple	1993-95	24 Jefferson, A.J., CB, Fresno State	2012-13
29 Fitzgerald, Jamie, CB, Idaho St.	1987	52 Harris, Joe, LB, Georgia Tech	1979	18 Jefferson, Justin, WR, LSU	2020-
37 Fitzgerald, Mike, CB, Iowa St.	1966-67	44 Harris, John, S, Arizona St.	1985-86	22 Jenke, Noel, LB, Minnesota	1971
55 Flatley, Paul, WR, Northwestern	1983-67	79 Harris, Mike, T, UCLA	2014-16	28 Jenkins, Carlos, LB, Carolina St.	1991-94
18 Floyd, Michael, WR, Notre Dame	2017	58/99 Harris, Napoleon, LB, Northwestern	2005-06, 08	28 Jenkins, Izel, CB, North Carolina	1993
72/95 Floyd, Sherif, DT, Florida	2013-17	57 Harris, Paul, LB, USC	1978	84 Jenkins, Michael, WR, Ohio State	2011-12
7 Fooni, Toniou, G, Nebraska	2005	90 Harris, Robert, DE, Southern	1992-94	15 Jenkins, Greg, WR, Western Michigan	2013-14
62 Foote, Chris, C, USC	1987-91	32 Harris, Steve, RB, Northern Iowa	1987	57 Jobko, Bill, LB, Ohio State	1963-65
2 Forbath, Kai, K, UCLA	2016-17	95/91 Harrison, Martin, DE, Washington	1994-96, 99	81 Johnson, Bethel, WR, Texas A&M	2006
86 Ford, Chase, TE, Miami (Fla.)	2013-15	48 Harrison, Todd, TE, North Carolina St.	1993	14 Johnson, Brad, QB, Florida St.	1992-98, 2005-06
44 Foreman, Chuck, RB, Miami (Fla.)	1973-79	78 Hartenstein, Mike, DT, Penn State	1987	12 Johnson, Charles, WR, Grand Valley State	2014-16
67 Fowler, Melvin, C, Maryland	2005	86 Hartwig, Keith, WR, Arizona	1977	65 Johnson, Charlie, NT, Colorado	1982-84
50 Fowlkes, Dennis, LB, West Virginia	1983-85	12 Harvin, Percy, WR, Florida	2009-12	74 Johnson, Charlie, G/T, Oklahoma St.	2011-14
37 Frampton, Eric, S, Washington State	2007-11	87 Haslerig, Clint, WR, Michigan	1975	75 Johnson, Chase, J, Wyoming	2007
40 Frankhauser, Tom, S, Purdue	1962-63	88 Hasselbeck, Don, TE, Colorado	1984	35 Johnson, Chris, S, San Diego St.	1996

2021 WIKINGS

52 Johnson, Dennis, LB, USC	1980-85	43 Liddiard, Brody, TE/LS, Colorado	2001-03	14 Miller, Romaro, QB, Mississippi	2001
4 Johnson, Eddie, P, Idaho State	2003	73 Linden, Errol, T, Houston	1962-65	64 Million, Ted, G, Duke	1987
41 Johnson, Gene, S, Cincinnati	1961	61/62 Lindsay, Everett, OL, Mississippi	1993-98	45 Mills, Garrett, TE, Tulsa	2007-09
92 Johnson, George, DE, Rutgers	2012-13	21 Lindsey, Jim, RB, Arkansas	1966-72	45 Mills, John, HB, Wake Forest	1999
53 Johnson, Henry, LB, Georgia Tech	1980-83	48 Line, Zach, FB, SMU	2013-16	21 Mincy, Charles, S, Washington	1995
94 Johnson, Jaleel, DT, Iowa	2017-	76 Lingenfelter, Bob, T, Nebraska	1978	92 Mitchell, Jayme, DE, Mississippi	2006-10
11 Johnson, Jaymar, WR, Jackson St.	2009-10	55 Livingston, Cliff, LB, UCLA	1962	55 Mitchell, Marvin, LB, Tennessee	2012-13
89 Johnson, Joe, WR, Notre Dame	1992	13 Livingston, Mike, QB, SMU	1980	68 Mitchell, Mel, G, Tennessee St.	1980
22 Johnson, Ken, S, Florida A&M	1989-90	76 Lwienski, Chris, T/G, Indiana	1998-05	71 Mitrone, Matt, DT, Purdue	2005
12 Johnson, Lee, P, BYU	2001	71 Loadholt, Phil, T, Oklahoma	2009-15	79 Mixon, Kenny, DE, LSU	2002-04
72 Johnson, Marcus, T, Mississippi	2005-08	12/18 Locke, Jeff, P, UCLA	2013-16	90 Molden, Fred, DT, Jackson State	1987
81 Johnson, Olabisi, WR, Colorado State	2019-	46 Loeffler, Cullen, LS, Texas	2004-14	74 Monty, Pete, LB, Wisconsin	2001
55 Johnson, Olrick, LB, Florida A&M	1999	72 Long, Jake, T, Michigan	2016	1 Moon, Warren, QB, Washington	1994-96
48 Johnson, Sammy, RB, North Carolina	1976-78	8 Longwell, Ryan, K, California	2006-11	45 Moore, Leonard, RB, Jackson St.	1987
97 Johnson, Spencer, DT, Auburn	2004-07	38 Louallien, Fletcher, S, Livingston	1987	36 Moore, Manfred, RB, USC	1977
90 Johnson, Toby, DT, Georgia	2016	75/73 Lowe, DeMarcus, OT, Arkansas	2011-12	30 Moore, Melwede, RB, Tulane	2004-07
92/96 Johnson, Tom, DT, Southern Miss.	2014-18	23 Love, Terry, S, Murray State	1987	91 Moore, Zach, DE, Concordia St. Paul	2015
25 Johnson, Tyrell, S, Arkansas State	2008-11	63 Lowdermilk, Kirk, C, Ohio State	1985-92	89 Morgan, David, TE, Texas-San Antonio	2016-18
51 Johnstone, Lane, DE, Temple	2001-05	25 Lowe, Orman, S, Washington	2004	31 Morgan, Don, S, Nevada-Reno	1999-01
61 Jones, Brett, C, Regina (Canada)	2018-57	57 Luce, Derrel, LB, Baylor	1979-80	35 Morrell, Kyle, S, BYU	1985-86
15 Jones, Chris, WR, Jackson St.	2005	75 Lurtsama, Bob, DE, West Michigan	1971-76	40 Morris, Jack, CB, Oregon	1961
26 Jones, Chris, CB, Nebraska	2020	27 Lush, Mike, S, East Stroudsburg	1986	68 Morris, Mike, C, NE Missouri St.	1991-99
26 Jones, Clinton, RB, Michigan St.	1967-72	35 Lynch, James, FB, Maryland	2003	33 Morrow, Harold, RB, Auburn	1996-02
84 Jones, Hassan, WR, Florida St.	1986-92	48 Lynch, Blake, LB, Baylor	2020	96 Mosley, C.J., Missouri	2005
21 Jones, Henry, S, Illinois	2001	92 Lynch, James, DT, Baylor	2003	79 Moss, Eric, OL, Ohio State	1997
82 Jones, Mike A., WR, Tennessee St.	1983-85	96 Lyon, Billy, DL, Marshall	2020	84 Moss, Randy, WR, Marshall	1998-04, '10
89 Jones, Mike L., TE, Texas A&M	1990-91	M M M		24 Mostardi, Rich, S, Kent State	1961
31 Jones, Rusheen, CB, Vanderbilt	2003-04	39 Mabin, Dylan, CB, Fordham	2020	66 Mularkey, Mike, TE, Florida	1983-88
32 Jones, Shawn, S, Georgia Tech	1993	71 MacDonald, Mark, G, Boston Coll.	1985-88	77 Mullaney, Mark, DE, Colorado St.	1975-87
69 Jones, Wayne, T, Utah	1987	46 Mackbee, Earsell, CB, Utah St.	1965-69	24 Munnerlyn, Captain, CB, South Carolina	2014-16
85/43/83/89 Jordan, Andrew, TE, Western Carolina	1994-97, '99-01	69 Malano, Mike, G, San Diego St.	2002	31 Munsey, Nelson, CB, Wyoming	1978
22 Jordan, Jeff, S, Tulsa	1965-67	75 Manley, James, DT, Vanderbilt	1996-97	88 Murphy, Fred, TE, Georgia Tech	1961
83 Jordan, Steve, TE, Brown	1982-94	71 Mann, Maurice, WR, Washington	2006	19 Murphy, Kevin, T, Harvard	2013
98 Joseph, Linvah, DT, East Carolina	2014-19	4 Manning, Archie, QB, Mississippi	1963-84	18 Murphy, Yo, WR, Idaho	1999
3 Josey, Henry, RB, Missouri	2014	4 Manning, Sean, QB, Oregon State	2019-	3 Murray, Eddie, K, Tulane	1977
83 Joyce, Don, DE, Tulane	1961	91 Muskies, Ed, Missouri	1991-93	25 Murray, Latavius, RB, Central Florida	2017-18
K K K		49 Marinardo, Ed, RB, Cornell	1972-75	74 Myers, Frank, T, Texas A&M	1978-80
15 Kaddu, Josh, LB, Oregon	2014	70 Marshall, Jim, DE, Ohio State	1961-79	N N N	
75 Kaili, Matt, T, USC	2012-16	48 Marshall, Larry, S, Maryland	1974	51/59 Najarian, Josh, LB, Minnesota	1987
69 Kails, Todd, G, Arizona State	1988-93	55 Martin, Amos, LB, Louisville	1972-76	15 Nance, Martin, WR, Miami (OH)	2006
11 Kapp, Joe, QB, California	1967-69	89 Martin, Billy, TE, Georgia Tech	1968	59 Nattiel, Mike, LB, Florida	2003-04
3 Karlis, Rich, K, Cincinnati	1989	56/94/98/57 Martin, Chris, LB, Auburn	1984-88	28 Ned, Larry, RB, San Diego State	2003-04
29 Kaskulle, Karl, DB, Drake	1963-72	79 Martin, Doug, DE, Washington	1980-89	1 Nelson, Chuck, K, Washington	1986-88
48 Katula, Matt, LS, Wisconsin	2011	20 Mason, Tommy, RB, Tulane	1961-66	20 Nelson, Darrin, RB, Stanford	1982-89; 91-92
27 Kearse, Jayson, S, Clemson	2016-19	51 Mata'afa, Hercules, DT, Washington St.	2019-	32 Nelson, David, RB, Heidelberg	1984
7 Keenum, Cane, QB, Houston	2017	25 Mattison, Alexander, RB, Boise State	2019-	56 Nelson, Jim, LB, Penn State	2000-02
39 Keller, Mark, RB, No. Illinois	1976-78	66 Maurer, Andy, G, Oregon	1974-75	38 Nelson, Rhett, CB, Colorado State	2003-04
25 Kelly, Eric, CB, Kentucky	2001-03	56 Mauti, Michael, LB, Penn State	1971-73	53 Newbill, Richard, LB, Miami (Fla.)	1990
61 Kelly, Lewis, T/G, South Carolina St.	2001-03	5 May, Chad, QB, Kansas State	1995	52 Newman, Keith, LB, North Carolina	2004-05
54 Kendrick, Eric, LB, UCLA	2015-	88 May, Marc, TE, Purdue	1987	86 Newman, Pat, WR, Utah State	1990
73 Kennedy, Jimmy, DT, Penn State	2001-03	23 Mayberry, Doug, RB, Utah State	1962	56 Newman, Terence, CB, Kansas State	1995-97
83 Kent, Joey, WR, Tennessee	2000	23 Mays, Mike, CB, LSU	1991	16 Newsum, Harry, P, Wake Forest	1980-83
67 Kerin, Zac, G, Toledo	2015-16	53 Mays, Kivuausam, LB, North Carolina	1998-99	96 Newton, Tim, DT, Florida	1985-89
43 Keys, Brady, CB, Colorado St.	1967	73 Mays, Stafford, DT, Washington	1987-88	91 Ngakoue, Yannick, DE, Maryland	2020-
80 Kidd, Keith, WR, Arkansas	1987	31/21 McCauley, Marcus, CB, Fresno St.	2007-08	47 Nickerson, Hardy, LB, California	2020-
95 Killings, Cedric, DT, Carson-Newman	2002-03	33 McClanahan, Brent, RB, Arizona St.	1973-80	71 Niehaus, Steve, DT, Notre Dame	1979
38 King, Caleb, RB, Georgia	2011	36 McClelland, Skip, DE, Arizona St.	1992	79 Nix, Roosevelt, DT, Central State	1994
24 King, Phil, RB, Vanderbilt	1965-66	15 McCormick, John, QB/P, Massachusetts	1974-75; 82-83	96 Noga, Al, DE, Hawaii	1988-92
89 Kingsriter, Doug, TE, Minnesota	1973-75	84/80 McCullum, Sam, WR, Montana St.	1974-75; 82-83	49 Nord, Keith, S, St. Cloud St.	1979-85
36 Kirby, John, LB, Nebraska	1964-68	74 McCurry, Mike, G, Indiana	1987	97 Norman, Tony, DE, Iowa State	1978
35 Kirk, Luther, DB, Illinois State	2020	58 McDaniel, Ed, LB, Clemson	1992-01	72 Norton, Storm, T, Toledo	2008
52 Kirksey, William, LB, Southern Miss.	1990	64 McDaniel, Randall, G, Arizona St.	1988-99	90 Northern, Gabe, DE/LB, LSU	2000
40/85 Kleinsasser, Jim, TE/FB, No. Dakota	1999-11	67 McDermott, Kevin, LS, UCLA	2015-18	85 Novoselsky, Brent, TE, Pennsylvania	1989-94
64 Kline, Josh, G, Kent State	2019	88 McDoale, Mardye, WR, Mississippi St.	1981-83	O O O	
4/5 Kluge, Chris, P, UCLA	2005-12	34 McDonald, Ramos, CB, New Mexico	1998-99	89 Obee, Terry, WR, Oregon	1991
25 Knoff, Kurt, S, Kansas	1979-82	60 McElhenny, Hugh, RB, Washington	1961-62	0 O'Brien, Dave, G, Boston Coll.	1963-64
80 Koch, Greg, G, Arkansas	1987	90 McElroy, Reggie, T, West Texas St.	1994	75 O'Neil, Andre, LB, Marshall	2001
96 Koloziel, Ross, Wisconsin	2005	55 McEll, Mike, LB, Notre Dame	1968-70	75 O'Neil, Brian, T, Pitt	2018
26 Kosens, Terry, S, Hofstra	1963	37 McGrigg, Lamar, S, West Illinois	1993-94	0 Sullivan, J.T., QB, Cal-Davis	2005
89 Kramer, Kent, TE, Minnesota	1969-70	86 McKeever, Marlin, TE, USC	1967	95 Odenigbo, Ifeadi, DE, Northwestern	2019-
9 Kramer, Tommy, QB, Rice	1977-89	58 McKenzie, Tyrone, LB, South Florida	2002	24 Offord, Willie, S, South Carolina	2002-05
22 Krause, Paul, S, Iowa	1968-79	76 McKinnie, Bryant, T, Miami (Fla.)	2002-10	55 Onatolu, Kenny, LB, Nebraska-Omaha	2009-11
7 Krogop, Troy, G, Tulane	2012	21/31 McKinnon, Jerick, RB, Georgia Southern	2014-17	69 Ori, Frank, G, Northern Iowa	1987
5 Krueger, Todd, QB, Northern Michigan	1987	9 McMahon, Jim, DB, BYU	1993	31 Osborne, Clancy, LB, Arizona St.	1961-62
L L L		26 McMillan, Audray, CB, Houston	1989-93	41 Osborn, Dave, RB, North Dakota	1965-75
95 Lacey, Bob, C, North Carolina	1964	12 McMullen, Billy, WR, Virginia	2006	17 Osborn, K.J., WR, Miami (Fla.)	2020-
26 Lacey, Bob, CB, Oklahoma State	2013	5 McNeal, Donovan, QB, Syracuse	2010	44 Overbaugh, Jeff, LS, San Diego St.	2017
63 Lacina, Corbin, G, Augustana	1999-02	12 McNeil, Tom, P, Stephen F. Austin	1979	89/49/45 Owens, Richard, TE, Louisville	2004-06
21 Lamson, Chuck, S, Wyoming	1962-63	54 McNeill, Fred, LB, UCLA	1974-85	P P P	
19 Lamar, Emmanuel, LB, Kansas State	2016-17	60 McQuaid, Dan, T, UNLV	1988	88 Page, Alan, DT, Notre Dame	1967-78
58 Langer, Jim, C, South Dakota St.	1980-81	32 McWatters, Bill, RB, North Texas	1964	22 Page, Jarrad, S, UCLA	2011
52 Lapham, Bill, C, Iowa	1961	86 McWilliams, Johnny, TE, USC	2000	26 Palmer, David, WR/RB, Alabama	1994-00
77 Larsen, Gary, DT, Concordia	1965-74	44/26 Meadors, Nate, CB, UCLA	2019-20	51 Palmer, Mitch, LS, Colorado State	2000
82 Lash, Jim, WR, Northwestern	1973-76	55 Member, Tim, LB, Washington	1985	27 Parker, Anthony, CB, Arizona State	1992-94
65 Lawson, Steve, G, Kansas	1973-75	18 Mercer, Mike, K, Arizona	1961-62	81 Parks, Rickey, WR, Ark.-Pine Bluff	1987
95 Leber, Ben, LB, Kansas State	2005-10	97 Meriwether, Mike, LB, Pacific	1989-92	95 Pardy, David, DT, Stanford	2018
60 LeCount, Terry, WR, Florida	1979-83; '87	44 Metellus, Josh, S, Michigan	2020-	40 Paschal, Doug, RB, North Carolina	1980-81
12 Lee, Amp, RB, Florida State	1994-96	56 Meylan, Wayne, LB, Nebraska	1970	84 Patterson, Cordarene, WR, Tennessee	2013-16
3 Lee, Bob, QB/P, Pacific	1969-72; '75-78	98 Micch, Phil, DE, Wisconsin-Platteville	1987	79 Patton, Jerry, DT, Nebraska	1971
19 Lee, Carl, CB, Marshall	1983-93	21 Michel, Tom, RB, East Carolina	1964	95 Paup, Bryce, DE, Northern Iowa	2000
57 Leman, J. LB, Illinois	2009	84 Middleton, Dave, WR, Auburn	1961	41 Paymah, Carl, CB, Washington State	2009
59 Leo, Jim, DE, Cincinnati	1961-62	75 Millard, Keith, DT, Washington St.	1985-91	31 Payton, Eddie, RB, Jackson State	1980-82
3 Lester, Darrell, RB, McNeese St.	1964	55/59 Miller, Corey, LB, South Carolina	1999	24 Pearson, Jayce, S, Washington	1993
49 Lewis, Dave, RB, Northern Iowa	1987	7 Miller, Kevin, WR, Louisville	1978-80	66 Pentecost, John, G, UCLA	1967
17 Lewis, Greg, WR, Illinois	2009-10	5 Miller, Larry, QB, Northern Iowa	1987	68 Perreault, Pete, G, Long Beach State	1971
87 Lewis, Leo, WR, Missouri	1981-91	35 Miller, Robert, RB, Kansas	1975-80	31 Perry, Jason, S, North Carolina State	2002

22	Pesonen, Dick, CB, Minnesota-Duluth	1961	59	Sauer, Craig, LB, Minnesota	2000	94	Sverchek, Paul, DT, Cal-Poly SLO	1984
28	Peterson, Adrian, RB, Oklahoma	2007-16	97	Sawyer, Talance, DE, UNLV	1999-03	52	Swain, Bill, LB, Oregon	1964
66	Peterson, Ken, C, Utah	1961	4	Saxon, Mike, P, San Diego St.	1994-95	29	Swain, John, CB, Miami	1981-84
28	Phillips, Anthony, CB, Texas A&M-Kingsville	1998	78	Scardina, John, T, Lincoln	1987	67	Swilley, Dennis, C, Texas A&M	1977-83; 85-87
30	Phillips, Bobby, RB, Virginia Union	1995	83	Schenk, Ed, TE, Central Florida	1987	T T T		
82	Phillips, Jim, WR, Auburn	1965-67	68	Schmidt, Roy, G, Long Beach St.	1966	38	Tahi, Naufauf, FB, BYU	2006-10
75/79/91	Phillips, Joe, DT, SMU	1986; '99	54	Schmitz, Bob, LB, Montana	1966	55	Talley, Darryl, LB, West Virginia	1996
22	Pinner, Artose, RB, Kentucky	2006	85	Schneider, Bob, TE, Bowling Green	1961	44	Tapeh, Thomas, FB, Minnesota	2008
63	Ploeger, Kurt, DT, Gustavus Adolphus	1987	60	Schreiber, Adam, C, Texas	1990-93	10	Tarkefont, Fran, QB, Georgia	1961-66; 72-78
86	Poage, Ray, TE, Texas	1963	53	Schuh, Jeff, LB, Minnesota	1986	33	Tate, Ben, RB, Auburn	2014
29	Politi, Randy, S, Stanford	1974	76	Schwartz, Geoff, G, Oregon	2012	28/83	Tate, Robert, CB/WR, Cincinnati	1997-01
7	Ponder, Christian, QB, Florida St.	2011-14	41	Scott, Carey, CB, Kentucky St.	2002	33	Tatman, Pete, RB, Nebraska	1967
52	Porter, Ron, LB, Idaho	1973	98	Scott, Darrion, DE, Ohio St.	2004-07	66	Tausch, Terry, G, Texas	1982-88
24	Powell, Art, WR, San Jose St.	1968	50	Scott, Randy, LB, Alabama	1987	29	Taylor, Chester, RB, Toledo	2006-09
83	Powers, John, TE, Notre Dame	1966	38	Scott, Todd, S, SW Louisiana	1991-94	90	Taylor, Eric, DE, Memphis	2005
27	Prater, Shaun, CB, Iowa	2013-15	13	Sclmber, Buckley, P, Kansas	1987-89	89	Taylor, Travis, WR, Florida	2005-06
30	Prentice, Travis, RB, Miami (Ohio)	1993	60	Salesky, Ron, C, North Central	1964	37	Teal, Willie, CB, LSU	1980-86
79	Prester, Jim, DT, Idaho	1961-65	34	Sandeloj, Andrew, S, Rice	2011-19	67	Teeter, Mike, DT, Michigan	1991
49	Prie, Jabari, CB, North Carolina	2014-16	57	Sandelin, Robin, LB, Texas	1981-84	46	Tennell, Derek, TE, UCLA	1992-93
40	Prior, Anthony, CB, Washington St.	1996-97	81	Saner, Jose, TE, West Chester St.	1979-84	27	Thibodeaux, Keith, CB, Northwestern St.	1999-01
28	Proviost, Ted, CB, Ohio State	1970	29	Sarwanga, Wasswa, CB, UCLA	2000-01	19	Thielen, Adam, WR, Minnesota State	2014-
83	Pruitt, MyCole, TE, Southern Illinois	2015-16	45	Sharckman, Ed, CB, Pittsburgh	1962-72	35	Thomas, Andre, RB, Mississippi	1987
66	Pyle, Palmer, G, Michigan St.	1964	11	Sharpe, Tajae, WR, Massachusetts	2020-	51	Thomas, Broderick, LB, Nebraska	1995
Q Q Q			42	Sharper, Darren, S, William G & Mary	2005-08	54/55	Thomas, Dontarrious, LB, Auburn	2004-08
4	Quigley, Ryan, P, Boston College	2017	14	Shaw, George, QB, Oregon	1961	97	Thomas, Henry, DT, LSU	1987-94
92	Quinn, Kelly, LB, Michigan St.	1987	25	Shaw, Terrance, CB, S. F. Austin	2004	42/43	Thomas, Orlando, S, SW Louisiana	1995-01
R R R			73	Shay, Jerry, DT, Purdue	1966-67	32	Thomas, Roc, RB, Jacksonville State	2010
64	Rabold, Mike, G, Indiana	1961-62	74	Shepherd, Austin, T, Alabama	2015	94	Thornton, John, DT, Cincinnati	1993
60	Radovich, Drew, T, USC	2008	59	Sheppard, Ashley, LB, Clemson	1993-95	57/83	Tice, Mike, TE, Maryland	1992-93; 95
9	Ramsey, Patrick, QB, Tulane	2010	29	Sheppard, Lito, CB, Florida	2010-19	74	Tillemann, Mike, DT, Montana	1966
34	Randle, John, DT, Texas A&I	1990-00	35	Shelers, Marcus, CB, Minnesota	2010-19	53	Tingelhoff, Mick, C, Nebraska	1962-78
34	Randolph, Al, CB, Iowa	1973	43	Sherman, Will, WR, St. Mary's	1961	67	Tobey, Dave, LB, Oregon	1966-67
28	Rashed, Ahmad, WR, Oregon	1976-82	81	Shiancoe, Visanthe, TE, Morgan State	2007-11	29	Todman, Jordan, RB, Connecticut	2011
52	Rasmussen, Remy, G, Minnesota	1987-89	77	Shields, Fred, DE, Tennessee	1961	13	Toretta, Gino, QB, Miami (FL)	1990
30/41	Raymond, Mistral, S, South Florida	2011-14	82	Shields, Mickey, DE, Penn State	1961-64	94	Trotter, Justin, DE, Florida	2010-14
11	Reaves, John, QB, Florida	1979	50	Siemens, Jeff, LB, Stanford	1972-82	11	Treadwell, Laquan, WR, Mississippi	2016-19
22	Redwine, Jarvis, RB, Nebraska	1981-83	3	Siemian, Trevor, QB, Northwestern	2018	33	Triplett, Mel, RB, Toledo	1961-62
27	Reed, Bob, RB, Pacific	1962-63	69	Simkus, Arnold, DT, Michigan	1967	32	Truelove, Tony, RB, Livingston	1987
91	Reed, D'Aundre, DE, Arizona	2011-12	75	Simpson, Howard, T, Auburn	1964	89	Tuitt, Olanda, WR, Mississippi St.	1993
66	Reed, Jake, WR, Grambling	1991-99:01	81	Simpson, Jerome, WR, Coastal Carolina	2012-14	59	Trusny, Jason, LB, Ohio Northern	2015
32	Reed, Oscar, RB, Colorado St.	1966-74	57	Sims, William, LB, SW Louisiana	1994	95	Tuross, Ualo, Esera, DT, Oregon St.	1992-96
73	Rehder, Tom, G, Notre Dame	1992	78/75	Sirles, Jeremiah, T, Nebraska	2015-17	38	Tucker, Bob, TE, Bloomsburg St.	1977-80
89	Reichow, Jerry, WR, Iowa	1961-64	9	Sisson, Scott, K, Georgia Tech	2016-17	27	Turner, John, S, Miami	1978-83;85-87
71	Reiff, Riley, T, Iowa	2017-	35	Slator, Mark, S, South Dakota	2017	24	Turner, Maurice, RB, Utah St.	1984-85
83/89	Reisner, Allen, TE, Iowa	2011-12	1	Sloten, Kyle, QB, Northern Colorado	1987-88	61	Turner, Mike, T, Louisiana St.	1984-87
56	Relly, Mike, LB, Iowa	1969	74	Smiley, Larry, DE, Texas Southern	1976	U U U		
67/74	Remmers, Mike, T, Oregon State	2013, '17-18	71	Smith, Andre, T, Alabama	2013	55	Udeze, Kenechi, DE, USC	2004-08
14	Renfro, Gilbert, QB, Tennessee St.	1990	53	Smith, Cameron, LB, USC	2019	74	Udo, Oluwasemeka, T, Elon	2017
19	Rentzell, Lance, WR, Oklahoma	1965-66	30	Smith, Cedric, RB, Florida	1990	53	Ulmer, Artie, LB, Valdosta St.	1999
7	Reynold, Fuad, K, Tennessee	1990-95	25	Smith, Daryl, CB, North Alabama	1989	V V V		
82	Reynold, Darius, WR, West Virginia	2008-09	24	Smith, Dwight, S, Akron	2006-07	11/15	VanderKelen, Ron, QB, Wisconsin	1963-67
29	Rhodes, Xavier, CB, Florida State	2013-19	95/92	Smith, Fernando, DE, Jackson St.	1964-65	37	Vanthorpe, Steve, CB, Howard	1997
88	Rhymes, Buster, WR, Oklahoma	1985-87	87	Smith, Gordon, TE, Missouri	1961-69	25	Vargo, Larry, S, Detroit	1964-65
1	Ricardo, Benny, K, San Diego St.	1983	91	Smith, Greg, DT, Kansas	1984-65	69	Vaughn, Ruben, DT, Colorado	1984
36	Rice, Allen, RB, Baylor	1984-90	22	Smith, Harrison, S, Notre Dame	2012-	71	Vella, John, T, USC	1980
18	Rice, Sidney, WR, South Carolina	2007-10	84	Smith, Jr., Ivy, TE, Alabama	2019-	63	Vellone, Jim, G, USC	1966-70
89	Richardson, Greg, WR, Alabama	1987-88	43	Smith, Jim, RB, Elon	1987	83	Voigt, Stu, TE, Wisconsin	1970-80
5	Richardson, Kyle, P, Arkansas St.	2002	90	Smith, Khreem, DE, Oklahoma State	2006	88	Waddy, Bill, WR, Colorado	1984
53	Richardson, Sheldon, DT, Missouri	2018	79	Smith, Lyman, DT, Duke	1978	19	Wade, Bobby, WR, Arizona	2007-08
49	Richardson, Tony, FB, Auburn	2006-07	32	Smith, Onterio, RB, Oregon	2003-04	31	Wagoner, Dan, S, Kansas	1994
37	Riley, Curtis, S, Fresno State	2020	57	Smith, Raonnal, LB, Washington State	2002-05	54	Waiters, Van, LB, Indiana	1982
78	Riley, Steve, T, USC	1974-84	26/20	Smith, Robert, RB, Ohio State	1993-00	49	Walden, Bobby, P, Georgia	1964-67
98	Robbins, Fred, DT, Wake Forest	2000-03	74	Smith, Robert, DE, Grambling	1985	49	Walker, Adam, RB, Carthage	1984-87
17	Robinson, Aldrick, WR, SMU	2018	83	Smith, Rod, CB, Notre Dame	1996	21	Walker, Denard, CB, LSU	2010
51	Robinson, Edmond, LB, Newberry	2015-16	74	Smith, Steve, DE, Michigan	1968-70	46	Walker, Frank, CB, Tuskegee	2003
95	Robinson, Gerald, DE, Auburn	1986-87	40	Smith, Wayne, CB, Purdue	1987	6	Walker, Herschel, RB, Georgia	1989-91
21	Robinson, Josh, CB, Central Florida	2012-15	27/21	Smoot, Fred, CB, Mississippi State	2005-06	6	Walker, Jay, QB, Howard	1996-97
18	Robinson, Koren, WR, N.C. State	2005	16	Snead, Norm, QB, Wake Forest	1971	93	Walker, Jimmy, DT, Arkansas	1987
87	Robinson, Marcus, WR, So. Carolina	2004-06	44	Snider, Matt, FB, Richmond	2006	20	Walker, Kevin, CB, Arizona	1973-74
96	Robison, Brian, DE, Texas	2007-17	69	Solomon, Ariel, G, Colorado	1991	11	Wallace, Mike, WR, Mississippi	2015
60	Rodenhauser, Mark, C, Illinois St.	1989	54	Solomon, Jesse, LB, Florida State	1986-89	3	Walsh, Blair, K, Georgia	2012-16
29	Rogers, Chris, CB, Howard	1999	31	Spencer, Willie, RB, no college	1976	81	Walsh, Chris, WR, Stanford	1994-02
58	Rogers, Nick, LB, Georgia Tech	2002-03	44/45	Stackhouse, Charles, FB, Mississippi	2003	82	Walters, Troy, WR, Stanford	2000-01
76	Roller, Dave, DT, Kentucky	1979-80	34	Starks, Tim, CB, Kent State	1979	27	Ward, John, G/DT, Oklahoma State	1970-75
47	Rose, George, CB, Auburn	1964-66	86	Steele, Robert, WR, North Alabama	1973	59	Warwick, Lonnie, LB, Tenn. Tech	1965-72
2/18	Rosenfels, Sage, QB, Iowa St.	2009, '11	26	Steeple, Robert, CB, Memphis	2019	20	Washington, Dewayne, CB, N.C. State	1994-97
75	Rosenthal, Mike, T, Notre Dame	2003-06	52	Stein, Bob, LB, Minnesota	1975	84	Washington, Gene, WR, Michigan State	1967-72
28	Rosnagle, Ted, S, Portland St.	1985, 87	3	Stenerud, Jan, K, Montana St.	1984-85	80	Washington, Harry, WR, Colorado State	1978
37	Ross, Derek, CB, Ohio St.	2004	74	Stensrud, Mike, DT, Iowa State	1986	96	Washington, Keith, DE, UNLV	1995
68	Rouse, Curtis, G, Tenn.-Chattanooga	1982-86	73	Stepanek, Joe, DT, Minnesota	1987	96	Watts, Armon, DT, Arkansas	2019-
89	Rowe, Ray, TE, San Diego State	1994	93	Stephan, Shamir, DT, Connecticut	2014-17, '19	58	Watts, Brandon, LB, Georgia Tech	2014-15
47	Rowland, Justin, CB, Tex. Christian	1961	95	Stephens, Mac, LB, Minnesota	1991	25	Watts, Trae, CB, Michigan State	2015-19
54	Rubke, Karl, LB, USC	1961	73	Steussie, Todd, T, California	1994-00	91	Weathersly, Stephen, DE, Vanderbilt	2016-19
82	Rudd, Dwayne, LB, Alabama	1997-00	28	Stewart, James, RB, Miami (Fla.)	1995	69/73	Webb, J Marcus, T, West Texas A&M	2013-14
87	Rudolph, Kyle, TE, Notre Dame	2011-	95	Stewart, Mark, LB, Washington	1983-84	14	Webb, Joe, QB/WR, UAB	2010-13
65	Ruether, Mike, C, Texas	1994	27	Stiles, Ken, S, Wisconsin	1990	68	Webster, Kevin, C, Northern Iowa	1987
75	Russ, Pat, DT, Purdue	1963	82	Stonebreaker, Steve, LB/TE, Detroit	1962-63	32	Welbome, Tripp, S, Michigan	1992
27	Russell, Brian, S, San Diego State	2002-04	94	Strauthers, Thomas, DE, Jackson St.	1989-91	66	Welch, Thomas, T, Vanderbilt	2010
48	Rutland, Reggie, CB, Georgia Tech	1987-92	53	Strickland, Fred, LB, Purdue	1993	15	Wells, Mike, QB, Illinois	1973-74
S S S			77	Stringer, Corey, T, Ohio State	1995	42	West, North, Austin, G, Fresno State	2014
12	Salisbury, Sean, QB, USC	1990-94	55	Studwell, Scott, LB, Illinois	1977-90	42	West, Charlie, S, Texas-El Paso	1968-73
73	Sams, Dru, G, Oklahoma	2019-	65	Sullivan, John, C, Notre Dame	2008-15	53	West, Ronnie, WR, Pittsburgh State	1992
27	Sams, Ron, C, Pittsburgh	1984	26	Sumner, Charlie, CB, William & Mary	1961-62	32	Westbrooks, David, DE, Howard	1990
89	Sanders, Ken, DE, Howard Payne	1980-81	64	Sunde, Milt, G, Minnesota	1964-74	73	Wheeler, Leonard, CB, Troy St.	1997
33	Sanford, Jamarca, S, Mississippi	2009-14	69	Sutherland, Doug, DT, Superior St.	1971-81	82	Whitaker, Danta, TE, Miss. Valley State	1992
22	Sapp, Benny, CB, Northern Iowa	2008-09, '11	72	Sutton, Archie, T, Illinois	1965-67	27	Whitaker, Ronyell, CB, Virginia Tech	2006-07
78	Sapp, Bob, G, Washington	1997-98						

2021 VIKINGS

62	White, Brad, DT, Tennessee	1987	24	Wilson, David, S, California	1992	43	Wright, Nate, CB, San Diego St.	1971-80
62	White, Ed, G, California	1969-77	50	Wilson, Eric, LB, Cincinnati	2017-	97	Wynns, Ellis, DT, Mississippi St.	2008
72	White, James, OT, Oklahoma State	1976-83	24	Wilson, Tom, RB, no college	1963	3	Wynn, Spurgeon, QB, SW Texas St.	2001
97	White, Jose, DT, Howard	1995	11	Wilson, Wade, QB, East Texas St.	1981-91	Y Y Y		
85	White, Sammy, WR, Grambling	1976-86	45	Wilson, Wayne, RB, Shepherd	1986	91	Yakovonis, Ray, DT, E. Stroudsburg	1980-83
65	Whittle, Jason, C, SW Missouri State	2006	26	Winfield, Antoine, CB, Ohio St.	2004-12	66	Yankney, David, G, Stanford	2014
85	Wiggins, Jermaine, TE, Georgia	2004-06	36	Winfrey, Carl, LB, Wisconsin	1971	52	Yarbrough, Eddie, LB, Wyoaming	2019-
41	Wilcots, Solomon, S, Colorado	1991	60	Winston, Roy, LB, LSU	1962-76	73	Yary, Ron, T, USC	1968-81
6	Wile, Matt, P, Michigan	2018	29	Wise, Phil, S, Nebraska-Omaha	1977-79	50	Yates, Max, LB, Marshall	2003-04
94	Wiley, Chuck, DE, LSU	2002-04	79	Wise, Jerry, T, Notre Dame	2001	34	Young, Albert, RB, Iowa	2009-10
82	Williams, A.D., WR, Pacific	1961	60	Withrow, Cory, C, Washington St.	1999-05	34	Young, Jim, RB, Queens Ontario	1965-66
98	Williams, Ben, DE, Minnesota	1998	78	Witzmann, Bryan, T, South Dakota State	2018	34	Young, Rickey, RB, Jackson St.	1978-83
23	Williams, Brian, CB, North Carolina State	2002-05	44	Wofford, James, RB, UNLV	2002	72	Youse, Frank, T, Minnesota	1961-62
23	Williams, Jeff, RB, Oklahoma State	1966	73	Wolfey, Craig, G, Syracuse	1990-91	Z Z Z		
58	Williams, Jimmy, LB, Nebraska	1990-91	33	Womack, Jeff, RB, Memphis St.	1987	51	Zaunbrecher, Godfrey, C, LSU	1971-73
93	Williams, Kevin, DT, Oklahoma St.	2003-13	52	Wong, Kailee, LB, Stanford	1998-01	65	Zimmerman, Gary, T, Oregon	1986-92
20	Williams, Madieu, S, Maryland	2008-10	98	Wornum, D.J., DE, South Carolina	2020-	15	Zylstra, Brandon, WR, Concordia (MN)	2018
21/20	Williams, Moe, RB, Kentucky	1996-00, 02-05	5	Wood, Mike, P, Missouri State	1978			
94	Williams, Pat, DT, Texas A&M	2005-10	99	Wootton, Corey, DE, Northwestern	2014			
25	Williams, Tank, S, Stanford	2006-07	23	Wood, Barry, RB, Virginia	1993			
94	Williams, Tony, DT, Memphis	1997-00	95	Worthen, Shawn, DT, TCU	2001			
44	Williams, Walt, CB, New Mexico St.	1981-82	59	Wright, Fearon, LB, Rhode Island	2001			
19/82	Williamson, Troy, WR, So. Carolina	2005-07	22	Wright, Felix, S, Drake	1991-92			
80	Willis, Leonard, WR, Ohio State	1976	17	Wright, Jarius, WR, Arkansas	2012-17			
59/54	Wilson, Antonio, LB, TX A&M-Comm.	2000-02	23	Wright, Jeff, S, Minnesota	1971-78			
27	Wilson, Brett, RB, Illinois	1987	20	Wright, Kenny, CB, Northwestern St.	1999-01			

VIKINGS ALL-TIME GAMES PLAYED/STARTED

Player	Pos.	Years	Regular Season Games Played/Started	Gary Larsen	DT	1965-74	135/115
Jim Marshall	DE	1961-79	270/270	Dave Osborn	RB	1965-75	135/69
Mick Tingelhoff	C	1962-78	240/240	Jake Reed	WR	1991-99, '01	134/83
Fred Cox	K	1963-77	210/0	Chris Walsh	WR	1994-02	134/4
Carl Eller	DE	1964-78	209/201	Anthony Carter	WR	1985-93	133/126
Scott Studwell	LB	1977-90	202/160	Bryant McKinnie	T	2002-10	132/131
Ron Yary	T	1968-81	199/180	Karl Kasulke	S	1963-72	131/117
Grady Alderman	T	1961-74	194/178	Stu Voigt	TE	1970-80	131/80
Randall McDaniel	G	1988-99	190/188	Darrin Nelson	RB	1982-89, '91-92	129/67
Roy Winston	LB	1962-76	190/160	Harrison Smith	S	2012-	129/128
Tim Irvin	T	1981-93	188/181	Paul Dickson	DT	1961-70	128/83
Cris Carter	WR	1990-01	188/177	David Huffman	OL	1979-83, '85-90	128/22
Jim Kleinsasser	TE	1999-11	181/130	Sammy White	WR	1976-86	127/117
Bill Brown	RB	1962-74	180/111	Tommy Kramer	QB	1977-89	127/110
Steve Jordan	TE	1982-94	178/149	Chris Kluwe	P	2005-12	127/0
Fran Tarkenton	QB	1961-66, '72-78	177/171	Doug Martin	DE	1980-89	126/94
John Randle	DT	1990-00	176/150	Nate Wright	CB	1971-80	126/89
Brian Robison	DE	2007-17	173/103	Ed McDaniel	LB	1992-01	125/110
Kevin Williams	DT	2003-13	171/171	E.J. Henderson	LB	2003-11	125/105
Paul Krause	S	1968-79	171/150	Marcus Sherels	CB	2010-19	123/6
Cullen Loeffler	LS	2004-14	171/0	Adrian Peterson	RB	2007-16	123/116
Carl Lee	CB	1983-93	169/144	Ed White	G	1969-77	122/95
Alan Page	DT	1967-78	160/157	Antoine Winfield	CB	2004-12	119/115
Matt Blair	LB	1974-85	160/130	Wes Hamilton	G	1976-85	119/93
Bobby Bryant	CB	1968-80	160/128	Robert Griffith	S	1994-01	119/88
Fred McNeill	LB	1974-85	157/121	Henry Thomas	DT	1987-94	118/117
Wally Hilgenberg	LB	1968-79	157/116	Tommy Hannon	S	1977-84	117/103
Jeff Siemon	LB	1972-82	156/149	Moe Williams	RB	1996-00, '02-05	117/10
Chad Greenway	LB	2007-16	156/144	James White	DT	1976-83	116/77
Chris Doleman	DE	1985-93, '99	154/142	Kirk Lowdermilk	C	1985-92, '01	114/86
David Dixon	G	1994-04	152/134	Randy Moss	WR	1998-04, '10	113/108
Mark Mullaney	DE	1975-87	151/97	Todd Stuessie	T	1994-00	111/111
Everson Griffen	DE	2010-19	147/88	Jim Hough	G	1978-86	111/78
Matt Burk	C	1998-08	146/123	John Sullivan	C	2008-15	109/93
Milt Steine	G	1964-74	146/113	Gary Zimmerman	T	1986-92	108/108
Mike Morris	LS	1991-99	144/0	Alfred Anderson	RB	1984-91	108/71
Ed Sharockman	CB	1961-72	141/126	Joe Berger	C/G	2011-17	107/64
Leo Lewis	WR	1981-91	140/50	Xavier Rhodes	CB	2013-19	104/97
Kyle Rudolph	TE	2011-20	140/132	Everett Lindsay	OL	1993-98, '01-03	104/31
Dennis Swilley	C	1977-83, '85-87	139/101	Ted Brown	RB	1979-86	104/75
Steve Riley	T	1974-84	138/128	Adam Thielen	WR	2014-	104/70
Joey Browner	S	1983-91	138/115	Randy Holloway	DE	1978-84	103/31
Greg Coleman	P	1978-87	138/0	John Turner	DB	1978-83, '85, '87	101/70
Doug Sutherland	DT	1971-80	136/90	Jeff Christy	C	1993-99	101/92
				Hassan Jones	WR	1986-92	100/55

GAMES STARTED BY VIKINGS (1961-77: 14 GAME SEASONS, 1978-PRESENT: 16 GAMES)

Gary Zimmerman	T	1986	FA (USFL)	16	Rip Hawkins	LB	1961	D2 (15)	14
Todd Stuessie	T	1994	D1a (9)	16	Chuck Lamson	S	1962	D4 (43)	14
Dewayne Washington	CB	1994	D1a (8)	16	Mick Tingelhoff	C	1962	FA	14
Kevin Williams	DT	2003	D1 (9)	16	Lee Calland	CB	1963	FA	14
Matt Kalil	T	2012	D1a (4)	16	Paul Flatley	WR	1963	D4 (44)	14
Harrison Smith	S	2012	D1b (29)	16	Carl Eller	DE	1964	D1 (6)	14
T.J. Clemmings	T	2015	D4 (110)	16	Sammy White	WR	1976	D2 (54)	14
Garrett Bradbury	C	2019	D1 (18)	16	Alfred Anderson	RB	1984	D3 (67)	14
Anthony Carter	WR	1985	FA (USFL)	15	Tim Newton	DT	1985	D6 (164)	14
Randall McDaniel	G	1988	D1 (19)	15	Pat Elflein	C	2017	D3 (70)	14
Korey Stringer	T	1995	D1b (24)	15	Justin Jefferson	WR	2020	D1a (22)	14
Kenechi Udezue	DE	2004	D1 (20)	15					
Phil Loadholt	T	2009	D2 (54)	15					
Jeff Gladney	CB	2020	D1b (31)	15					

Bold - player active for Vikings in 2020

VIKINGS ALL-TIME DRAFTS

1961 (Drafted 1st)

1. **TOMMY MASON** (1st overall), RB, Tulane
2. **RIP HAWKINS** (15), LB, North Carolina
3. **FRAN THORNTON** (29), QB, Georgia
4. **CHUCK LAMSON** (43), DB, Wyoming
5. **ED SHAROCKWICK** (57), DB, Pittsburgh
6. **GERALD BURCH** (71), RB, Georgia
7. **ALLEN FERRIE** (85), WR, Wagner
8. **PAUL LINDQUIST** (99), T, New Hampshire
9. **DON SHEEHAN** (113), T, Tenn.-Chattanooga
10. **DAUG MABERRY** (127), RB, Utah
11. **JERRY MAY'S** (141), T, SMU
12. **STEVE STONEBREAKER** (155), LB, Detroit
13. **RAYMOND HAYES** (169), RB, Cant. Oklahoma
14. **KEN PETERSON** (183), T, Utah
15. **MIKE MERCER** (197), K, Arizona State
16. **TED KARPOWICZ** (211), RB, Detroit
17. **WILLIE JONES** (225), RB, Purdue
18. **BOB VOIGHT** (239), T, Los Angeles State
19. **BILL HILL** (253), RB, Presbyterian
20. **MIKE MCFARLAND** (267), QB, Western Illinois

1962 (Drafted 2nd)

1. NO CHOICE, traded to New York for George Shaw.
2. NO CHOICE, traded, along with 11th rounder, to Cleveland for Jim Prestel, Jim Marshall, Dick Grecki, Jamie Caleb, Billy Gault and Paul Dickson.
3. **BILL MILLER** (30), WR, Miami
4. **ROY WINSTON** (45), LB, LSU
5. NO CHOICE, traded to New York for Mel Triplett, Bob Schmelzer, and B. Schmidt.
6. **LARRY BOWIE** (73), G, Purdue
7. NO CHOICE, traded to Philadelphia in Jerry Reichow trade.
8. **PAUL WHITE** (101), RB, Buffalo
9. **MARSHALL SHIRK** (114), T, UCLA
10. NO CHOICE, traded to Cleveland for Bob Denton.
11. NO CHOICE, traded to Cleveland along with 2nd rounder in 1962.
12. **GARY FALLON** (157), RB, Syracuse
13. **ROGER VAN CLEEVE** (170), T, SW Oklahoma
14. **PAT RUSSELL** (182), T, Purdue
15. **LARRY GUILFORD** (198), RB, Pacific
16. **JOHN CONTOLUIS** (213), T, Connecticut
17. **RON STALEY** (226), WR, Wisconsin
18. **JUNIOR HAWTHORNE** (241), T, Kentucky
19. **TOMMY MINTER** (254), RB, Baylor
20. **TERRY CAGAANEN** (269), RB, Utah State

1963 (Drafted 3rd)

1. **JIM DUNAWAY** (3), DT, Mississippi
2. **BOBBY BELL** (16), LB, Minnesota
3. **RAY POAGE** (31), WR, Texas
4. **PAUL FLATLEY** (44), WR, Northwestern
5. **GARY KALTENBACH** (59), G, Pittsburgh
6. NO CHOICE, traded to Cleveland for T. Frankhauser, F. Cox, C. Ferguson and E. Linden.
7. NO CHOICE, traded to New York for Jim Leo.
8. **JIM O'MAHONEY** (100), LB, Miami
9. **BOB HOOVER** (115), RB, Florida
10. **TERRY KOSENS** (128), RB, Hofstra
11. **JOHN CAMPBELL** (142), LB, Minnesota
12. **JOHN SKLOPAN** (156), RB, Southern Miss.
13. **DAVE O'BRIEN** (171), G, Boston College
14. **RALPH FERRISI** (184), RB, So. Conn. St.
15. **JOHN MURIO** (199), WR, Whitworth
16. **REX MIRICH** (212), T, Arizona, St.-Flagstaff
17. **TOM MUNSEY** (227), RB, Concordia
18. **TOM MCINTYRE** (240), T, St. John's
19. **FRANK HODRVATH** (255), RB, Youngstown
20. **MAILON CRET** (268), QB, Auburn

1964 (Drafted 6th)

1. **CARL ELLER** (6), DE, Minnesota
2. **HAL BESOOLE** (19), TE, USC
3. **GEORGE ROSE** (34), DB, Auburn
4. (A) NO CHOICE, traded to Chicago for Bill Brown.
5. (B) TOM KEATING (53), T, Michigan, from NY.
6. Giants as part of Hugh McElhenry trade.
7. **JOHN KIRBY** (62), LB, Nebraska
8. **BOB LACEY** (75), WR, North Carolina
9. **WES BRYANT** (90), T, Arkansas
8. **BILL McWATTERS** (103), RB, North Texas St.
9. **DARRELL LESTER** (118), RB, McNeese
10. NO CHOICE, traded to L.A. Rams for Tom Wilson.
11. H. O. ESTES (144), C, East Central Okla.
12. **WALTER SANDS** (159), WR, Texas
13. **RUSS VOLLMER** (174), DB, Memphis St.
14. **TOM MICHEL** (187), RB, East Carolina
15. **MONTE KIFFIN** (202), T, Nebraska
16. **CARLTON OATES** (215), DE, Florida AGM
17. **JERRY McCLURG** (230), DE, Colorado
18. **CARL ROBINSON** (243), DT, Prairie View
19. **DICK SCHOTT** (258), DE, Louisville
20. **MILT SUNDE** (271), G, Minnesota

1965 (Drafted 8th)

1. **JACK SNOW** (8), WR, Notre Dame
2. (A) **ARCHIE SUTTON** (15), T, Illinois, from N.Y. Giants as part of the Hugh McElhenry trade.
2. (B) **LANCE RENTZEL** (23), RB, Oklahoma

3. NO CHOICE, traded to Pittsburgh for Bob Ferguson.
4. (A) **JIM WHALEN** (51), WR, Boston Coll.
4. (B) **JIM HARRIS** (55), DT, Utah State, from Cleveland for Mike Bundra.
5. NO CHOICE, traded to Detroit for Tom Hall and Bruce Zellmer.
6. **JIM GRISHAM** (79), RB, Oklahoma
7. NO CHOICE, traded to Detroit for Mike Bundra and Larry Vargo.
8. (A) **JOHN HANCKINSON** (100), QB, Minnesota, from San Francisco for Ron Williams.
8. (B) **JEFF JORDAN** (107), DB, Tulsa
9. **FRANK McLENDON** (120), DT, Alabama
10. **JERRY SCHWEIGER** (135), T, Superior St.
11. **JOHN THOMAS** (148), WR, USC
12. **MIKE TILLEMANN** (163), DT, Montana
13. **DAVE OSBORN** (176), RB, North Dakota
14. **MAX LEETZOW** (191), DE, Idaho
15. **PHIL MORGAN** (204), RB, East Tenn.
16. **PAUL LABINSKI** (219), DT, St. John's
17. **VERAN SMITH** (232), LB, Utah State
18. **RICHARD KOTITE** (247), WR, Wagner
19. **ELLIS JOHNSON** (260), RB, SE Louisiana
20. **COSMO ICAVAZZI** (275), RB, Princeton

1966 (Drafted 7th)

1. **JERRY SHAY** (7), DT, Purdue
2. **JIM LINDSEY** (27), RB, Arkansas
3. **DON HANSEN** (42), LB, Illinois
4. **RON ACKS** (57), DB, Illinois
5. (A) **DOUG DAVIS** (72), T, Kentucky
5. (B) **BOB HALL** (76), DB, Brown, from Chicago for Palmer Pyle.
6. (A) **WIBER AYLOR** (83), T, S.W. Texas St., from N.Y. Giants for Bill Swain.
6. (B) NO CHOICE, traded to Detroit for Mike Bundra and Larry Vargo.
7. **BOB MEERS** (106), WR, Massachusetts
8. NO CHOICE, traded to Baltimore for the rights to Larry Kramer.
9. **RON GREEN** (134), WR, North Dakota
10. NO CHOICE, traded to Detroit for Gary Lowe.
11. **STAR QUINTANA** (162), DB, New Mexico
12. **BOB PETRELLA** (181), DB, Tennessee
13. **LARRY MARTIN** (195), T, San Diego St.
14. **HOWARD TWILLEY** (209), WR, Tulsa
15. **HUGH WRIGHT** (223), RB, Adams State
16. **JIM WILLIAMS** (237), DB, Arkansas
17. **MONROE BEARD** (256), WR, Virginia Union
18. **DAL ALAN PAGE** (270), TE, Illinois
19. **JESSE STOKES** (294), DB, Corpus Christi
20. NO CHOICE, traded to Philadelphia for Billy Ray Barnes.



Clinton Jones, Michigan State

1967 (Drafted Alternately 8th and 7th)

1. (A) **CLINTON JONES** (2), RB, Michigan State, from NY Giants as part of the Tarkenton trade.
1. (B) **GENE WASHINGTON** (8), WR, Michigan State
2. (C) **ALAN PAGE** (15), DT, Notre Dame College
3. L.A. Rams for Hal Besdole, Tommy Mason and 2nd round draft choice in 1967.
2. **BOB GRIM** (28), WR, Oregon State. Choice from N.Y. Giants.
2. NO CHOICE, traded to L.A. Rams.
3. **EARL DENNY** (61), RB, Missouri
4. **ALVIN COLEMAN** (87), DB, Tenn. Agri
5. **KEN LAST** (115), WR, Minnesota
6. NO CHOICE, traded to Pittsburgh for Phil King.
7. **BOBBY BRYANT** (167), DB, South Carolina
8. NO CHOICE, traded to Pittsburgh for Dave Tobey.
8. **JOHN BEASLEY** (197), TE, California, Choice from Washington.
9. **BILL MORRIS** (219), C, Holy Cross
10. **PETE TRATMAN** (244), RB, Tennessee
11. **BOB TRYSTAD** (271), DT, Washington St.
12. **FRED CREMER** (296), DT, St. John's
13. **CHARLES HARDT** (323), DB, Tulsa
14. **JIM HARGROVE** (348), LB, Howard Payne
15. **JAMES SHEA** (375), DB, E. New Mexico
16. **GENE BEARD** (400), DB, Virginia Union
17. **DICK WAGONER** (427), DB, Bowling Green

1968 (Drafted 6th)

1. (A) **RON VARY** (1), T, USC, Choice from N.Y. Giants as part of Tarkenton trade.

1. (B) NO CHOICE, traded to New Orleans for Gary Cuozzo.
2. **CHARLIE WEST** (33), DB, Texas-El Paso
3. (A) NO CHOICE, traded to Pittsburgh for Brady Keys.
3. (B) **MIKE MCCOY** (75), LB, Notre Dame. Choice from Dallas for Lance Rentzel.
4. **MIKE FREEMAN** (89), DB, Fresno State
5. NO CHOICE, traded to Washington for Bob Brettenstein.
6. **BOB GOODRIDGE** (144), WR, Vanderbilt
7. (A) **OSCAR REED** (167), RB, Colorado State, Choice from Atlanta for Ron Vanderkelen.
7. (B) **MIKE MCCOY** (75), LB, Notre Dame.
8. **HANK URBANOWITZ** (198), DT, Miami
9. **MIKE DONOHUE** (225), TE, San Francisco
10. **TOM SAKAL** (250), DB, Oklahoma
11. **BILL HAAS** (279), WR, Omaha
12. **HOWIE SMALL** (308), C, Rhode Island
13. **DICK McHERRY** (333), WR, Northern St.
14. **DON EVANS** (360), T, Arkansas AMGN
15. **JIM HAYNIE** (387), DB, West Chester St.
16. **LARRY KUCHARICH** (414), DB, Boston Coll.
17. (A) **BOB LEE** (441), QB, Pacific
17. (B) **BILL HULL** (445), G, Tennessee Tech, Choice from Detroit.

1969 (Drafted 17th)

1. NO CHOICE, traded to New Orleans for Gary Cuozzo.
2. (A) **ED WHITE** (39), C, California. Choice from N.Y. Giants as a part of Tarkenton trade.
2. (B) **VOLLY MURPHY** (43), WR, UTEP
3. NO CHOICE, traded to Philadelphia for Phil King.
4. **MIKE McCAFFREY** (95), LB, California
5. (A) **JIM BARNES** (106), C, Arkansas. Choice from Atlanta for Ron Vanderkelen.
5. (B) **MIKE O'SHEA** (112), WR, Utah State. Choice from Pittsburgh for Bobby Walden.
6. **MARION BATES** (148), DB, Tex. Southern
7. NO CHOICE, traded to Washington along with Marlin McKeever for Paul Krause.
8. **HARRISON WOOD** (199), WR, Washington
9. **TOM FINK** (225), G, Minnesota
10. **TOM McCAULEY** (253), WR, Wisconsin
11. **BRIAN DOWLING** (277), QB, Yale
12. **NOEL JENIE** (303), LB, Minnesota
13. **JIM MOYLAN** (329), DT, Texas Tech
14. **TOMMY HEAD** (355), C, S.W. Texas St.
15. **EUGENE MOSLEY** (381), TE, Jackson St.
16. NO CHOICE, traded to Detroit for 17th choice in 1968.
17. **WENDELL HOUSLEY** (433), DB, Texas A&M

1970 (Drafted 25th)

1. **JOHN WARD** (25), T, Oklahoma State
2. **BILL CAPPLEMAN** (51), DB, Florida St.
3. **CHUCK BURGOON** (77), LB, North Park
4. NO CHOICE, traded to New Orleans for Kent Kramer.
5. **GREG JONES** (129), RB, UCLA
6. NO CHOICE, traded to Pittsburgh for Tony Jeter.
7. **HAP FABER** (181), LB, Mississippi
8. **MIKE CARROLL** (206), G, Missouri
9. **GEORGE MORROW** (233), DE, Mississippi
10. **STU VOIGT** (260), TE, Wisconsin
11. **GODFREY ZAUNBRECHER** (286), C, LSU
12. **JAMES HOLLAND** (311), DB, Jackson St.
13. **ROBERT PEARCE** (337), DB, S.F. Austin
14. **TOM SPINKS** (363), RB, Louisiana Tech
15. **BENNIE FRANCIS** (388), DE, Chadron
16. **BRUCE CERONE** (417), WR, Emporia St.
17. **BRIAN HEALY** (441), DB, Michigan

1971 (Drafted 24th)

1. **LEO HAYDEN** (24), RB, Ohio State
2. NO CHOICE, traded to Philadelphia as part of Norm Macdonald trade.
3. **EDDIE HACKETT** (76), WR, Alcorn AGM
4. **VINCE CLEMENTS** (102), RB, Connecticut
5. NO CHOICE, Choice traded to Pittsburgh for Kent Nix.
6. NO CHOICE, traded to Philadelphia for Norm Sneed.
7. **GENE MACK** (180), LB, Texas-El Paso
8. **JOHN FARLEY** (238), DE, C. Smith
9. **TIM SULLIVAN** (232), RB, Indiana
10. **CHRIS MORRIS** (258), G, Iowa
11. **MIKE WALKER** (284), LB, Tulane
12. **REGGIE HOLMES** (310), DB, Stout State
13. **BENNY FRY** (336), C, Houston
14. **JIM GALLAGHER** (362), LB, Yale
15. **JEFF WRIGHT** (388), DB, Minnesota
16. **GREG EDMONDS** (413), WR, Penn State
17. **KEN DUNCAN** (439), P, Tulsa

1972 (Drafted 24th)

1. (A) **JEFF SIEMON** (10), LB, Stanford. Choice from New England for Joe Kapp.
1. (B) NO CHOICE, traded to NY Giants as a part of Tarkenton trade.
2. **ED MARINARO** (50), RB, Cornell

2021 VIKINGS

- (A) **BART BUETOW** (59), T, Minnesota. Choice from Green Bay for the rights to T. Bratkowski.
- (B) **NO CHOICE**, traded to Philadelphia as part of the Norm Snead trade.
- NO CHOICE**, traded to Denver for Al Denison.
- NO CHOICE**, traded to LA Rams for Ted Provost.
- AMOS MARTIN** (154), LB, Louisville
- BILL SLATER** (151), DE, Western Michigan
- CALVIN VIDYER** (205), WR, Arizona St.
- CHARLES GOMORYU** (232), G, Florida A&M
- WILLIE ALDRIDGE** (258), RB, South Carolina St.
- WILLIE MCKELTON** (284), DB, Southern
- BOB BANAUGH** (310), DB, Montana St.
- FRANKLIN ROBERTS** (336), RB, Alcorn A&M
- MARY OWENS** (361), RB, San Diego St.
- MIKE SIVERT** (398), G, East Tennessee St.
- NEIL CRAFF** (414), RB, Wisconsin
- DICK SCHMALZ** (440), WR, Auburn

1973 (Drafted Alternately 12th, 13th, 14th)

- CHUCK FOREMAN** (12), RB, Miami
- (A) **JACKIE WALLACE** (34), DB, Arizona. Choice from St. Louis in John Gilliam for Gary Cuzzo trade.
- (B) **NO CHOICE**, Traded to NY Giants as a part of Tarkenton trade.
- JIM LASH** (65), WR, Northwestern
- (A) **MIKE WELLS** (80), OB, Illinois. Choice from Philadelphia in Bill Cappelman trade.
- (B) **NO CHOICE**, traded to Kansas City for Mike Eischied.
- BRENT MCINNESHAH** (118), RB, Arizona St.
- (A) **DOUG KINGSTON** (139), TE, Minnesota. Choice from New Orleans along with 1974 4th choice for Bob Brown.
- (B) **FRED ABBOTT** (143), LB, Florida
- JOSH BROWN** (168), RB, S.W. Texas St.
- CRAIG DARLING** (196), T, Iowa
- LARRY DIBBLES** (225), DE, New Mexico
- (A) **RANDY LEE** (236), P, Tulane. Choice from Philadelphia for Bill Cody.
- (B) **DAVE MASON** (246), DB, Nebraska
- GEARY MURDOCK** (274), T, Iowa State
- ALAN SPENCER** (299), WR, Pittsburg St.
- RON JUIZ** (324), G, Minnot State
- EDDIE BISHOP** (352), DB, Southern
- TONY CHANDLER** (377), RB, Missouri Valley
- LARRY SMILEY** (402), DE, Texas Southern
- DAVE WINFIELD** (429), TE, Minnesota

1974 (Drafted 25th)

- (A) **FRED MCNEILL** (17), LB, UCLA. Choice from Atlanta along with Bob Berry for Bob Lee and Lonnie Wanick.
- (B) **STEVE RILEY** (25), T, USC
- (A) **JOHN HOLLAND** (29), WR, Tennessee State. Choice from San Diego along with 3rd choice for C. Jones and C. Cersbach.
- (B) **MATT BLAIR** (51), LB, Iowa State
- (A) **STEVE CRAIG** (64), TE, Northwestern. Choice from San Diego.
- (B) **SCOTT ANDERSON** (77), G, Missouri
- (A) **MIKE TOWNSEND** (86), DB, Notre Dame. Choice from New Orleans as part of Bob Brown trade.
- (B) **NO CHOICE**, traded to Cincinnati for Steve Lawson.
- (A) **JAMES FERGUSON** (120), DB, Stanford. Choice from Denver along with Rod Sherman for Gene Washington.
- (B) **NO CHOICE**, Choice from Los Angeles for Charles Stukes. Choice traded to Philadelphia for Ron Porter.
- (C) Choice traded to Baltimore for Charles Stukes in 1973.
- MARK KELLAR** (155), RB, No. Illinois
- FRED TABRON** (187), RB, S.W. Missouri
- BERL SIMMONS** (207), K, TCU
- SAM MCCULLUM** (291), WR, Montana St.
- BARRY REED** (298), RB, Peru State
- DAVID BOONE** (255), DE, E. Michigan
- RANDY POLTL** (311), DB, Stanford
- GARY KELLER** (337), DT, Utah
- ALAN DIXON** (363), RB, Harding
- KURT WACHTLER** (389), DT, St. John's
- JOHN GOEBEL** (415), RB, Thomas
- EARL GARRETT** (441), DB, Boston State

1975 (Drafted 25th)

- MARK MULLANEY** (25), DE, Colorado St.
- ART RILEY** (52), DT, USC
- NO CHOICE**, traded to New Orleans for Andy Maurer
- (A) **HAROLD HENSON** (89), RB, Ohio St. Choice from Detroit for Charlie West.
- (B) **BRUCE ADAMS** (103), WR, Kansas
- ROBERT MILLER** (129), RB, Kansas
- BUBBA BROUSSARD** (155), LB, Houston
- HENRY GREENE** (181), RB, Southern
- JOE HOLLIMAN** (207), DB, Arkansas St.
- JOHN PASSANANTI** (233), G, W. Illinois
- NEIL CLABO** (258), P, Tennessee
- KEE SPENCER** (285), RB, Utah
- AUTRY BEAMON** (311), DB, East Texas St.

- MIKE HURD** (336), WR, Michigan State
- MIKE STRICKLAND** (363), RB, E. Michigan
- OLLIE BAKKEN** (388), LB, Minnesota
- TOM GOEDJEN** (414), K, Iowa State
- ADOLPH BELLIZARE** (441), RB, Penn St.

1976 (Drafted Alternately 25th and 26th)

- JAMES WHITE** (25), DT, Oklahoma State
- WES HAMILTON** (95), G, Tulsa
- LEONARD WILLIS** (118), WR, Ohio State
- (A) **STEVE WAGNER** (133), DB, Wisconsin. Choice from Atlanta for Oscar Reed.
- (B) **KEITH BARNETTE** (150), RB, Boston Coll.
- TERRY EGERDARL** (180), WR/DB, Minnesota-Duluth.
- LARRY BRUNE** (206), DB, Rice
- NO CHOICE**, traded to New England along with 8th choice in 1977 for Doug Dumler.
- ISAAC HAGINS** (262), WR/RB, Southern
- BILL SALMON** (289), OB, Northern Iowa
- STEVE KRACHER** (318), RB, Montana St.
- ROBERT SPARKS** (345), DB, San Francisco St.
- GARY PAULSON** (372), DE, Colorado St.
- JEFF STAPLETON** (407), T, Purdue
- DON CROCE** (429), RB, Macalester
- RANDY HICKEL** (457), DB, Montana St.
- DICK LUKOWSKI** (484), DT, West Virginia

1977 (Drafted 27th)

- TOMMY KRAMER** (27), QB, Rice
- DENNIS SWILLEY** (55), G, Texas A&M
- TOM HANNON** (83), S, Michigan State
- NO CHOICE**, traded to Seattle along with Bob Lurtsema for Ahmad Rashad.
- KEN MOORE** (138), TE, Northern Illinois
- NO CHOICE**, traded to New England for Doug Dumler.
- NO CHOICE**, traded to Cincinnati for Orlando Nelson.
- CLINT STROZIER** (222), S, USC
- DAVE STUBBINS** (250), LB, Illinois
- DAN BEAVER** (278), LB, Illinois
- KEITH HERTWIG** (305), WR, Arizona
- JIM KELLEHER** (335), RB, Colorado

1978 (Drafted Alternately 21st, 20th, 24th, 23rd, 22nd)

- RANDY HOLLOWAY** (21), DE, Pittsburgh
- JOHN TURNER** (48), CB, Miami
- WHIP WALTON** (75), LB, San Diego State
- JIM HOUGH** (100), C, Utah State
- NO CHOICE**, traded to the NY Giants for Bob Tucker.
- NO CHOICE**, traded to New Orleans for Nate Allen.
- NO CHOICE**, traded to Philadelphia for Bill Bradley
- MIKE WOOD** (204), K, S.E. Missouri. Choice from Seattle for Amos Martin and Autry Beamon.
- NO CHOICE**, traded to NY Jets for Phil Wise in 1977.
- MIKE DEUTSCH** (240), P, Colorado St.
- HUGHE SHAW** (272), RB, Texas A&I
- RON HARRIS** (299), RB, Colorado St.
- JEFF MORROW** (326), T, Minnesota

1979 (Drafted Alternately 16th and 17th)

- TED BROWN** (16), RB, North Carolina State
- DAVE HUFFMAN** (43), C, Notre Dame
- Forfeited
- STEVE DILS** (97), QB, Stanford
- JERRY METER** (129), LB, Michigan
- JOE SENSER** (152), TE, West Chester St.
- BOB WINKEL** (181), DT, Kentucky
- NO CHOICE**, traded to Baltimore for Frank Myers.
- Y DIGGS** (239), WR, Winston-Salem
- NO CHOICE**, traded to NY Jets for Phil Wise.
- BRIAN NELSON** (291), WR, Texas Tech
- DAVID STEPHENS** (317), LB, Kentucky

1980 (Drafted Alternately 9th, 10th, 11th)

- DOUG MARTIN** (9), DT, Washington
- (A) **WILLIE TEAL** (30), CB, LSU. Choice from San Francisco for 2nd and 3rd choice in 1980.
- (B) **NO CHOICE**, traded to San Francisco for 2nd rounder in 1980.
- (A) **NO CHOICE**, traded to San Francisco for 2nd rounder in 1980.
- (B) **BRENT BOYD** (68), G/C, UCLA. Choice from New Orleans in Steve Riley trade.
- DENNIS JOHNSON** (92), LB, USC
- (A) **DOUG PASCHAL** (121), RB, North Carolina
- (B) **PAUL JONES** (122), RB, California, from New Orleans in Steve Riley trade.
- RAY YAKAVONIS** (148), DE, East Stroudsburg St.
- HENRY JOHNSON** (174), LB, Georgia Tech
- NO CHOICE**, traded along with Carl Eller to Seattle for Steve Niehaus.
- DENNIS MOSLEY** (232), RB/WR, Iowa
- KEN BROWN** (258), WR/RB, Nebraska
- SAM HARRELL** (288), RB, East Carolina
- THOMAS LANE** (315), S, Florida A&M

1981 (Drafted Alternately 18th, 17th, 16th)

- NO CHOICE**, traded to Baltimore for two 2nd and a 5th round choice in 1981.
- (A) **MARDY MCDOOLE** (59), WR, Mississippi. Choice from Baltimore for 1st choice in 1981.
- (B) **ROBIN SENDLEIN** (45), LB, Nebraska
- (C) **JARVIS REDWINE** (52), RB, Nebraska. Choice from Baltimore.
- NO CHOICE**, to New Orleans in Steve Riley trade.
- TIM IRWIN** (74), T, Tennessee. Choice from New England for Chuck Foreman.
- (A) **JOHN SWAIN** (101), DE, Miami (Fla.)
- WENDELL RAY** (123), DE, Missouri. Choice from Baltimore.
- NO CHOICE**, traded to New Orleans in Steve Riley trade.
- NO CHOICE**, traded to Miami for Jim Langer.
- DON SHAVER** (184), RB, Kutztown St.
- WADE WILSON** (180), DE, East Texas St.
- NO CHOICE**, traded to Seattle for Nick Bebout.
- JAMES MURPHY** (266), WR, Utah State
- WILLIAM STEPHANOS** (293), T, Boston Coll.
- BRIAN WILLIAMS** (320), TE, Southern

1982 (Drafted Alternately 7th, 11th, 10th, 9th, 8th, 7th)

- DARRIN NELSON** (7), RB, Stanford
- TERRY TAUSCH** (39), T, Texas
- NO CHOICE**, traded to New Orleans for Tony Galbreath.
- JIM FAHNHORST** (92), LB, Minnesota
- NO CHOICE**, traded to Miami for Langer.
- GREG STORR** (147), LB, Boston College
- STEVE JORDAN** (179), TE, Brown
- KIRK HARMON** (206), LB, Pacific
- BRYAN HOWARD** (233), S, Tennessee St.
- GERRALD LUCEAR** (260), WR, Temple
- CURTUS USTO** (286), G, Chattanooga
- HOBSON MILNER** (318), RB, Cincinnati

1983 (Drafted Alternately 19th, 18th, 17th, 16th, 15th)

- JOE BROWNER** (19), DE, USC
- NO CHOICE**, traded to Philadelphia for Charlie Johnson.
- WALKER LEE ASHLEY** (73), LB, Penn St.
- MARK RUSH** (100), RB, Miami (Fla.)
- MARK STEWART** (127), LB, Washington
- MIKE JONES** (159), WR, Tennessee St.
- CARL LEE** (186), DB, Marshall
- NORRIS BROWN** (213), TE, Georgia
- ROD ACHTER** (239), WR, Toledo
- (A) **MELVIN BROWN** (255), DB, Mississippi. Choice from LA. Rams for Ron Vary.
- (B) **WALTER TATE** (266), G, Tennessee St.
- BRIAN BUTCHER** (298), G, Clemson
- MAURICE TURNER** (325), RB, Utah St.

1984 (Drafted Alternately 13th, 12th, 11th, 15th, 14th)

- KEITH MILLARD** (13), DE, Washington St.
- NO CHOICE**, traded to Houston for Archie Manning.
- ALFRED ANDERSON** (67), RB, Baylor
- NO CHOICE**, traded to Houston for Dave Casper.
- NO CHOICE**, traded to LA Raiders for 5th, 7th, and 11th choices in 1984.
- ALLEN RICE** (140), RB, Baylor. Choice from L.A. Rams.
- DWIGHT COLLINS** (154), WR, Pittsburgh
- (A) **JOHN HAINES** (180), DT, Texas
- (B) **LOU LEVY** (196), G, Texas A & I. Choice from L.A. Raiders.
- PAUL SVERCHECK** (208), DT, Cal Poly-SLO
- KEITH KIDD** (209), WR, Arkansas
- JAMES SPENCER** (268), LB, Oklahoma St.
- (A) **EDGAR PICKETT** (295), LB, Clemson
- (B) **LAURENCE THOMPSON** (308), WR, Miami (Fla.). Choice from LA Raiders.
- MIKE A. JONES** (321), RB, No. Carolina A&T



Chris Doleman, Pitt

1985 (Drafted Alternately 2nd, 3rd)

- (A) **NO CHOICE**, traded to Atlanta for 1st and 3rd choice in 1985.
- (B) **CHRIS DOLEMAN** (4), LB, Pittsburgh. Choice from Atlanta.
- ISSIAC HOLT** (30), CB, Alcorn St.

- (A) KIRK LOWDERMILK (59), C, Ohio St.
- (B) TIM MEAMBER (60), LB, Washington. Choice from Atlanta.
- (C) TIM LONG (66), T, Memphis State. Choice from San Diego for John Turner.
- (A) GEORGE "Buster" RHYMES (85), WR, Oklahoma
- (B) KYLE MORRELL (106), S, BYU. Choice from LA Rams for Steve Dilis.
- MARK MACDONALD (115), G, Boston College
- (A) STEVE BONO (142), QB, UCLA
- (B) TIM NEWTON (164), NT, Florida. Choice from L.A. Raiders for Brad Van Pelt.
- NO CHOICE. Traded to Green Bay for Jan Stenerud.
- NIKITA BLAIR (198), LB, Texas El Paso
- JAMIE COVINGTON (227), RB, Syracuse
- JOAN JOHNSON (254), WR, Langston
- TIM WILLIAMS (283), DB, North Carolina AGT
- BYRON JONES (310), DT, Tulsa

1986 (Drafted Alternately 9th, 8th, 7th, 11th, 10th)

- (A) GERALD ROBINSON (14), DE, Auburn. Choice from San Diego.
- (B) NO CHOICE. Traded to San Diego for San Diego's 1st and 3rd choice in 1986.
- (A) NO CHOICE. Traded to N.Y. Giants for Gary Zimmerman.
- (B) NO CHOICE. Traded to Miami for Anthony Carter.
- (C) Choice from L.A. Raiders for Brad Van Pelt traded to NY Giants for Gary Zimmerman.
- NO CHOICE. Traded to San Diego.
- JOE PHILLIPS (33), DT, SMU
- HASSAN JONES (120), WR, Florida St.
- THOMAS ROOKS (147), RB, Illinois
- CARL HILTON (179), TE, Houston
- GARY SCHIPPANG (206), T, West Chester St.
- MIKE SLATON (232), DB, South Dakota
- JOE CORMIER (259), TE/WR, USC
- JOHN ARMSTRONG (286), WR, Richmond
- JESSE SOLOMON (318), LB, Florida St.

1987 (Drafted 16th)

- (A) D.J. DOZIER (44), RB, Penn State. Choice from Miami for 1st and 5th choices in 1987.
- (B) NO CHOICE. Traded to Miami.
- RAY BERRY (44), LB, Baylor
- HENRY THOMAS (72), NT, LSU
- REGGIE RUTLAND (100), S, Georgia Tech
- NO CHOICE. Traded to Miami.
- GREG RICHARDSON (156), WR/KR, Alabama
- RICK FENNEY (211), RB, Washington
- LEONARD JONES (239), S, Texas Tech
- ROBERT RILEY (267), T, Indiana
- BRENT PEASE (295), QB, Montana
- KEITH WILLIAMS (323), DT, Florida

1988 (Drafted Alternately 19th, 15th, 16th, 17th, 18th)

- RANDALL MCDANIEL (19), G, Arizona St.
- (A) NO CHOICE. To Denver for Denver's 2nd, 4th, and 6th choices in 1988.
- (B) BRAD EDWARDS (54), S, South Carolina. Choice from Denver.
- AL NOGA (77), DT, Hawaii
- (A) NO CHOICE. To New England along with 11th choice in Rich Cannon trade.
- (B) TODD KALIS (108), G, Arizona State. Choice from Denver.
- DARRELL FULLINGTON (124), S, Miami
- (A) NO CHOICE. Traded to Miami for Greg Koch.
- (B) DERRICK WHITE (164), CB, Oklahoma. Choice from Denver.
- BRAD BECKMAN (183), TE, Nebraska-Omaha
- JOE GAIN (210), LB, Oregon Tech
- PAUL MCGOWAN (237), LB, Florida State
- BRIAN HABIB (264), DT, Washington
- NORMAN FLOYD (296), S, South Carolina. Choice from New England for 9th rounder in 1989.
- NO CHOICE. Traded to New England in Rich Cannon trade.
- NO CHOICE. Traded to NY Giants.

1989 (Drafted 24th)

- NO CHOICE. Traded to Pittsburgh for Mike Merriweather.
- DAVID BRAXTON (52), LB, Wake Forest
- JOHN HUNTER (80), T, BYU
- DARRYL INGRAM (108), TE, California
- Executed in 1988 Supplemental Draft for Ryan Bethea, WR, South Carolina
- JEFF MICKEL (163), T, E. Washington
- BENJ ROLAND (191), NT, Auburn
- ALEX STEWART (219), DE, Cal. State-Fullerton
- NO CHOICE. Traded to New England for 11th choice in 1988.
- NO CHOICE. Traded to Miami for Greg Koch.
- BRAD BAXTER (303), RB, Alabama State
- (A) SHAWN WOODSON (331), LB, James Madison
- (B) EVERETT ROSS (335), WR/KR, Ohio State. Choice from LA Raiders for 11th choice in 1990.

1990 (Drafted Alternately 23rd, 22nd, 21st)

- NO CHOICE. Traded to Dallas in Herschel Walker trade.
- NO CHOICE. Traded to Dallas in Herschel Walker trade.
- (A) MIKE JONES (54), TE, Texas AGM. Choice from Dallas in Herschel Walker trade.
- (B) MARION HOBBY (74), DE, Tennessee
- ALONZO HAMPTON (104), CB, Pittsburgh
- (A) REGGIE THORNTON (116), WR, Bowling Green. Choice from San Diego through Dallas in Herschel Walker trade.
- (B) CEDRIC SMITH (131), RB Florida
- NO CHOICE. Traded to Dallas in Herschel Walker trade.
- JOHN LEVELIS (188), LB, C.W. Post
- CRAG SCHLICHTING (214), DE, Wyoming
- TERRY ALLEN (241), RB, Clemson
- (A) PAT NEWMAN (249), WR, Utah St., Choice from Dallas in Herschel Walker trade.
- (B) DONALD SMITH (271), CB, Liberty
- NO CHOICE. Traded to LA Raiders for 12th choice in 1989.
- RON GOETZ (324), LB, Minnesota

1991 (Drafted Alternately 12th, 11th, 10th, 9th, 8th, 7th)

- NO CHOICE. Traded to Dallas in Herschel Walker trade.
- NO CHOICE. Traded to Dallas in Herschel Walker trade.
- (A) CARLOS JENKINS (65), LB, Michigan St.
- (B) JAKE REED (68), WR, Grambling. Choice from Dallas in Herschel Walker trade.
- RANDY BALDWIN (92), RB, Mississippi
- CHRIS THOME (119), C/G, Minnesota
- NO CHOICE. Traded to L.A. Raiders.
- TODD SCOTT (163), S, SW Louisiana. Choice from LA Raiders.
- (A) SCOTT REAGAN (179), DT, Humboldt
- (B) TRIPP WELBORNE (180), S, Michigan. Choice from LA Raiders.
- REGGIE JOHNSON (206), DE, Arizona
- GERALD HUDSON (232), RB, Oklahoma State
- IVAN CAESAR (286), LB, Boston College
- DARREN HUGHES (313), WR, Carson-Newman

1992 (Drafted Alternately 13th, 12th, 15th, 14th)

- NO CHOICE. To Dallas in Herschel Walker trade.
- ROBERT HARRIS (39), DE, Southern. Choice from Seattle in Keith Millard trade.
- NO CHOICE. To Dallas in Herschel Walker trade.
- NO CHOICE. To Dallas in Herschel Walker trade.
- ROY BARKER (98), DT, North Carolina
- ED MCDANIEL (125), LB, Clemson
- MIKE GADDIS (152), RB, Oklahoma
- DAVID WILSON (183), S, California
- LUKE FISHER (210), TE, East Carolina
- (A) BRAD JOHNSON (227), QB, Florida St. Choice from Tampa Bay Jimmy Williams trade.
- (B) RONNIE WEST (237), WR, Pittsburg St
- BRAD CULPEPPER (264), DT, Florida
- CHARLES EVANS (295), RB, Clark
- JOE RANDOLPH (322), WR, Elon

1993 (Drafted Alternately 21st, 24th, 23rd, 22nd, 21st, 20th)

- ROBERT SMITH (21), RB, Ohio St.
- GADRY ISMAIL (52), WR, Syracuse
- (A) JOHN GERAK (57), G, Penn St., Choice from Seattle in Keith Millard trade.
- (B) GILBERT BROWN (79), DT, Kansas
- ASHLEY SHEPPARD (106), LB, Clemson
- EVERETT LINDSAY (133), T, Mississippi
- NO CHOICE. Traded to Washington for George Hinkle and Joe Johnson.
- GINO TORRETTA (192), QB, Miami
- NO CHOICE. Traded to San Francisco for Keith Henderson.

1994 (Drafted Alternately 19th, 18th, 17th, 16th, 20th)

- (A) DEWAYNE WASHINGTON (18), CB, North Carolina St. Choice from Denver in Gary Zimmerman trade.
- (B) TODD STEUSSIE (19), T, California
- (A) DAVID PALMER (40), WR/RB, Alabama. Choice from Atlanta in Chris Doleman trade.
- (B) NO CHOICE. Compensation choice to Atlanta in Chris Doleman trade.
- (C) NO CHOICE. To LA Raiders for 2nd and 4th choices in 1994.
- (D) FERNANDO SMITH (55), DE, Jackson St. Choice from L.A. Raiders in exchange of draft picks.
- NO CHOICE. To Pittsburgh in Adrian Cooper trade.
- (A) NO CHOICE. To Houston in W. Moon trade.
- (B) MIKE WELLS (125), DT, Iowa. Choice from LA Raiders in exchange of draft picks.
- (A) SHELLY HAMMONDS (134), CB, Penn State. Choice from Washington in Rich Cannon trade.
- (B) NO CHOICE. To Kansas City in Barry Word trade.
- (A) ANDREW JORDAN (179), TE, Western Carolina. Choice from Denver in Gary Zimmerman trade.
- (B) NO CHOICE. To Pittsburgh in Adrian Cooper trade.
- PETE BERICH (211), LB, Notre Dame

1995 (Drafted Alternately 24th, 23rd, 25th)

- (A) DERRICK ALEXANDER (11), DE, Florida State. Choice from Denver through Atlanta in Chris Doleman trade.
- (B) KOREY STRINGER (24), T, Ohio State
- (A) ORLANDO THOMAS (42), S, SW Louisiana. Choice from Denver in Gary Zimmerman trade.
- (B) COREY FULLER (55), CB, Florida State
- (C) HOUZON in Warren Moon trade.
- (A) CHAD MAY (121), QB, Kansas St. Choice from Denver for 4th and 6th choices in 1995.
- (B) NO CHOICE. Traded to Denver.
- JAMES STEWART (57), RB, Miami
- (A) NO CHOICE. Traded to Denver.
- (B) JOHN SOLOMON (196), LB, Sam Houston State. Choice from NY Giants in Vencie Glenn trade.
- (A) JOSE WHITK (232), DT, Howard
- (B) JASON FISKE (242), DT, Stanford. Compensatory Selection.

1996 (Drafted Alternately 16th, 15th, 14th, 17th)

- DUANE CLEMONS (16), LB, California
- JAMES MANLEY (45), DT, Vanderbilt
- MOE WILLIAMS (75), RB, Kentucky
- (A) HUNTER GOODWIN (97), TE, Texas AGM. Choice from Arizona in exchange of draft picks.
- (B) NO CHOICE. Traded to Arizona in exchange of draft picks.
- (A) SEAN BOYD (137), S, North Carolina. Choice from NY Giants in Vencie Glenn trade.
- (B) NO CHOICE. Traded to Arizona in exchange of draft picks.
- NO CHOICE. To NY Giants in Vencie Glenn trade.
- JOH MERRILL (223), OL, Duke.

1997 (Drafted Alternately 20th, 19th, 18th, 17th, 21st)

- DWAYNE RUDD (20), LB, Alabama
- TORRIAN GRAY (23), S, Virginia Tech
- STALIN COLINET (78), DE, Boston College
- ANTONIO BANKS (113), CB, Virginia Tech
- TONY WILLIAMS (151), DT, Memphis
- ROBERT TATE (183), WR, Cincinnati
- (A) ARTIE ULMER (220), LB, Valdosta St.
- (B) MATTHEW HATCHETT (235), WR, Langston. Compensatory Selection.

1998 (Drafted Alternately 21st, 20th, 19th, 18th, 21st)

- RANDY MOSS (21), WR, Marshall
- KALEE WONG (51), LB, Stanford
- RAMOS McDONALD (80), DB, New Mexico
- KIVUUSAMA MAVIS (110), LB, North Carolina
- KERRY COOK (144), S, Iowa
- MATT BRICK (173), DT, Howard
- (A) CHESTER BURNETT (208), LB, Arizona
- (B) TONY DARDEN (225), CB, Texas Tech. Compensatory Selection.



Jim Kleinsasser, North Dakota

1999 (Drafted 29th)

- (A) DAUNTE CULPEPPER (11), QB, Central Florida. Choice from Washington in Brad Johnson trade.
- (B) DIMITRIUS UNDERWOOD (29), DE, Michigan St.
- (A) JIM KLEINSASSER (44), TE, North Dakota. Choice from Pittsburgh in exchange of draft picks.
- (B) NO CHOICE. Traded to Pittsburgh in exchange of draft picks.
- (A) NO CHOICE. Traded to Pittsburgh in exchange of draft picks.
- (B) NO CHOICE. Traded to New England for Jimmy Hitchcock in 1998.
- (A) KENNY WRIGHT (120), DB, Northwestern St. Choice from Miami for Hunter Goodwin.
- (B) JAY HUMPHREY (125), T, Texas
- (A) NO CHOICE. Traded to Pittsburgh.
- (B) CHRIS JONES (169), LB, Clemson. Compensatory Selection.
- (A) TALANCE SAWYER (185), DL, UNLV. Choice from Tampa Bay through Baltimore for Everett Lindsay.
- (B) ANTICO JORDAN (199), LB, Hampton
- NOEL SCARLETT (236), DL, Langston

2000 (Drafted 26th)

1. **CHRIS HOVAN** (26), DT, Boston College
2. **(A) FRED ROBBINS** (55), DT, Wake Forest. Choice from Washington in Brad Johnson trade.
3. **(B) MICHAEL BOIREAU** (56), DE, Miami (Fla.)
4. **DOUG CHAPMAN** (88), RB, Marshall
5. **(A) ANTONIO WILSON** (106), LB, Texas A&M-Commerce. Choice from Baltimore for Everett Lindsay.
6. **(B) TYRONE CARTER** (118), DB, Minnesota
7. **(A) NO CHOICE.** Traded to Washington in Brad Johnson trade.
8. **(B) TROY WALTERS** (165), WR, Stanford
9. **NO CHOICE.** Traded to Baltimore for Everett Lindsay.
10. **(A) NO CHOICE.** Traded to Cleveland with Stalin Colinet for Jerry Ball in 1999. Compensatory Selection
11. **(B) MIKE MALANO** (240), C, San Diego St. Compensatory Selection.
12. **(C) GILES COLE** (244), TE, Texas A&M-Kingsville. Compensatory Selection.
13. **(D) LEWIS KELLY** (248), OL, South Carolina St. Compensatory Selection.

2001 (Drafted 27th)

1. **MICHAEL BENNETT** (27), RB, Wisconsin
2. **WILLIE HOWARD** (57), DT, Stanford
3. **(B) ERIC KELLY** (65), CB, Kentucky. Choice from New England in exchange of draft picks.
4. **(B) NO CHOICE.** Traded to New England in exchange of draft picks.
5. **(A) NO CHOICE.** Traded to New England in exchange of draft picks.
6. **(B) SHAWN WORTHEN** (130), DT, TCU.
7. **(C) CEDRIC JAMES** (131), WR, TCU.
8. **PATRICK CHUKWURAH** (157), LB, Wyoming
9. **CAREY SCOTT** (189), CB, Kentucky State
10. **BRIAN CRAWFORD** (225), T, Western Oregon

2002 (Drafted 7th)

1. **BRYANT MCKINNIE** (7), T, Miami (Fla.)
2. **RAONAL SMITH** (38), LB, Washington St.
3. **WILLIE OFFORD** (70), DB, South Carolina
4. **(A) BRIAN WILLIAMS** (105), RB, North Carolina State
5. **(B) ED TA'AMU** (132), G, Utah
6. **NO CHOICE.** Traded to Cleveland for Travis Prentice and Spurgeon Wynn.
7. **NICK ROGERS** (177), LB, Georgia Tech
8. **CHAD BEASLEY** (218), DT, Virginia Tech

2003 (Drafted 7th)

1. **KEVIN WILLIAMS** (9), DT, Oklahoma State
2. **E.J. HENDERSON** (40), LB, Maryland
3. **NATE BURLESON** (71), WR, Nevada-Reno
4. **ONTERRIO SMITH** (105), RB, Oregon
5. **NO CHOICE.** Traded to Cleveland for Everett Lindsay and Stalin Colinet.
6. **(A) MICHAEL JOHNSON** (180), P, Idaho State
7. **(B) EDIE HALL** (190), LB, Florida. Choice from New Orleans for Todd Bouman.
8. **KEENAN HOWRY** (221), WR, Oregon

2004 (Drafted 19th)

1. **(A) NO CHOICE.** Traded to Miami in exchange of draft picks.
2. **(B) KENECHI UOZE** (20), DE, USC. Choice from Miami in exchange of draft picks.
3. **(A) DONTARIOUS THOMAS** (48), LB, Auburn. Choice from New Orleans.
4. **(B) NO CHOICE.** Traded to New Orleans for Za
5. **(A) NO CHOICE.** To Baltimore for Za
6. **DARRION SCOTT** (88), DE, Ohio State. Choice obtained from Baltimore.
7. **(A) NAT DORSEY** (115), T, Georgia Tech
8. **(B) MEWELDE MOORE** (119), RB, Tulane. Choice obtained from Miami in exchange of draft picks.
9. **ROD DAVIS** (155), LB, Southern Mississippi. Choice obtained from Baltimore.
10. **DEANDRE EILAND** (184), DB, South Carolina
11. **JEFF DUGAN** (220), TE, Maryland

2005 (Drafted 18th)

1. **(A) TROY WILLIAMSON** (7), WR, South Carolina. Choice from Oakland in Randy Moss trade.
2. **(B) ERASMUS JAMES** (18), DE, Wisconsin
3. **MARCUS JOHNSON** (49), G, Mississippi
4. **DUSTIN FOX** (80), S, Ohio State
5. **(A) CIATRICK FASON** (112), RB, Florida. Choice from Washington in exchange of picks.
6. **(B) NO CHOICE.** To Washington for 4a.
7. **NO CHOICE.** Traded to Washington in exchange of draft picks.
8. **C.J. MOSLEY** (191), DT, Missouri
9. **(A) ADRIAN WAIN** (219), CB, Texas-El Paso. Choice from Oakland in Randy Moss trade.
10. **(B) NO CHOICE.** Traded to NY Jets in Sam Cowart trade.


2006 (Drafted 17th)

1. **CHAD GREENWAY** (17), LB, Iowa
2. **(A) CEDRIC GRIFFIN** (48), CB, Texas
3. **(B) RYAN COOK** (51), G, New Mexico. Choice from Miami in Dante Culpepper trade.
4. **(C) TARVARIS JACKSON** (64), QB, Alabama State.

- Choice from Pittsburgh in exchange of picks.
3. **(A) NO CHOICE.** Compensatory selection traded to Pittsburgh in exchange of picks.
4. **(B) NO CHOICE.** Traded to Pittsburgh in exchange of picks.
5. **(A) RAY EDWARDS** (127), DE, Purdue. Choice from Philadelphia for 4b and G Artis Hicks.
6. **GREC BLUE** (149), S, Georgia
7. **NO CHOICE.** Traded to Philadelphia for Artis Hicks.
8. **NO CHOICE.** Traded to San Diego for G Tonio Fonoti.

2007 (Drafted 7th)

1. **ADRIAN PETERSON** (7), RB, Oklahoma
2. **(A) NO CHOICE.** Pick to Atlanta for 2b and Denver Broncos 4c.
3. **(B) SIDNEY RICE** (44), WR, South Carolina. Choice from Atlanta in exchange of draft picks.
4. **MARCUS MCCAULEY** (72), CB, Fresno State.
5. **(A) BRIAN ROBISON** (102), DE, Texas. Choice from Tampa Bay in exchange of draft picks.
6. **(B) NO CHOICE.** Traded to Tampa Bay for 4a.
7. **(C) NO CHOICE.** Pick from Denver traded back to Denver for 3 choices in 2008.
8. **AUNDRÉ ALLISON** (146), WR, East Carolina.
9. **(A) RUFUS ALEXANDER** (176), LB, Oklahoma. Choice from Denver in exchange of draft picks.
10. **(B) NO CHOICE.** Traded to Tampa Bay for 4a.
11. **(A) TYLER THIGPEN** (217), QB, Coastal Carolina.
12. **(B) CHANDLER WILLIAMS** (233), WR, Florida International. Choice from Denver in exchange of picks.



Harrison Smith, Notre Dame

2008 (Drafted 17th)

1. **NO CHOICE.** Traded to Kansas City for DE Jared Allen.
2. **(A) TYRELL JOHNSON** (43), S, Arkansas State. Choice from Carolina in exchange of draft picks.
3. **(B) NO CHOICE.** Traded to Philadelphia for 2a, 5c.
4. **(A) NO CHOICE.** Traded to Kansas City for DE Jared Allen.
5. **(B) NO CHOICE.** Traded to Kansas City for DE Jared Allen.
6. **(A) NO CHOICE.** Traded to Philadelphia in exchange of draft picks.
7. **(A) JOHN DAVID BOOTY** (137), QB, USC. Choice from Green Bay in exchange of draft picks.
8. **(B) NO CHOICE.** Traded to Green Bay for 5a.
9. **(C) LETROY GUION** (152), DT, Florida State. Choice from Philadelphia in exchange of draft picks.
10. **(A) NO CHOICE.** Traded to Kansas City for Jared Allen and 6b.
11. **(B) JOHN SULLIVAN** (187), C, Notre Dame. Choice from Kansas City in exchange of draft picks.
12. **(C) JAYMAR JOHNSON** (193), WR, Jackson State. Choice from Jacksonville in Troy Williamson trade.
13. **(A) PICK** from St. Louis traded to Green Bay in exchange of draft picks.
14. **(B) NO CHOICE.** Traded to N.Y. Jets in Brooks Bollinger trade.

2009 (Drafted 22nd)

1. **PERCY HARVIN** (22), WR, Florida.
2. **PHIL LOADHOLT** (54), T, Oklahoma
3. **ASHER ALLEN** (86), CB, Georgia.
4. **NO CHOICE.** Traded to Houston for QB Sage Rosenfels.
5. **(A) JASPER BRINKLEY** (150), LB, South Carolina. Choice from Washington.
6. **(B) NO CHOICE.** Traded to Washington for 5a.
7. **NO CHOICE.** Pick from Washington traded to Philadelphia for Kelly Holcomb.
8. **(A) Choice** from Washington for Erasmus James traded back for 5a.
9. **(B) JAMARCA SANFORD** (231), S, Mississippi.

2010 (Drafted 30th)

1. **NO CHOICE.** Traded to Detroit in exchange of draft picks.
2. **(A) CHRIS COOK** (34), CB, Virginia. Choice from Detroit in exchange of picks.
3. **(B) TOBY GERHART** (51), RB, Stanford. Choice from Houston in exchange of picks.
4. **NO CHOICE.** Traded to Houston for 2B.

4. **(A) EVERSON GRIFFEN** (100), DE, USC. Choice from Detroit in exchange of picks.
5. **(B) NO CHOICE.** Traded to Detroit in exchange of draft picks.
6. **(A) CHRIS DeGEARE** (161), T, Wake Forest
7. **(B) NATE TRIPLETT** (167), LB, Minnesota. Compensatory Selection.
8. **JOE WEBB** (199), QB, UAB.
9. **(A) MICKEL SCHULER** (214), TE, Penn State.
10. **Choice** from Cleveland through Detroit trade for draft picks.
11. **(B) RYAN D'IMPERIA** (237), LB, Rutgers.

2011 (Drafted Alternately 12th, 11th, 9th, 8th, 7th, 13th)

1. **CHRISTIAN PONDER** (12), QB, Florida State
2. **KYLE RUDDOLF** (43), TE, Notre Dame
3. **NO CHOICE.** Traded to New England for Randy Moss.
4. **CHRISTIAN BALLARD** (106), DT, Iowa
5. **(A) BRANDON BURTON** (139), CB, Utah
6. **(B) NO CHOICE.** Traded to Cleveland for 6a and 6b.
7. **(A) DeMARCUS LOVE** (168), DT, Arkansas. Choice from Cleveland in exchange of picks.
8. **MISTRAL RAYMOND** (170), S, South Florida. Choice from Cleveland in exchange of picks.
9. **(C) BRANDON BRUNO** (172), C, Slippery Rock
10. **(D) ROSS HOMAN** (200), LB, Ohio State. Compensatory Selection.
11. **(A) DAUNDRÉ REED** (215), DE, Arizona.
12. **(B) STEPHEN BURTON** (236), WR, West Texas A&M. Compensatory Selection.

2012 (Drafted 3rd)

1. **NO CHOICE.** Traded to Cleveland in exchange of draft picks.
2. **(B) MATT KALLIL** (4), T, USC. Choice from Cleveland for 1A.
3. **(C) HARRISON SMITH** (29), S, Notre Dame. Choice from Baltimore for 2 and 4A.
4. **NO CHOICE.** Traded to Baltimore for 1C.
5. **JOSH ROBINSON** (66), CB, Central Florida
6. **NO CHOICE.** Traded to Baltimore for 1C.
7. **(B) JARIUS WRIGHT** (118), WR, Arkansas. Choice from Cleveland for 1A.
8. **(C) RHETT ELLISON** (128), TE, USC. Compensatory Selection.
9. **(D) GREG CHILDS** (134), WR, Arkansas. Compensatory Selection.
10. **NO CHOICE.** Traded to Detroit for 7C and 4th in '13
11. **(B) ROBERT BLANTON** (139), DB, Notre Dame. Choice from Cleveland for 1A.
12. **(A) NO CHOICE.** Traded to Washington for D. McNabb
13. **(B) BLAIR WALSH** (175), K, Georgia. Choice from Cleveland in the Jayme Mitchell trade.
14. **(A) AUDIE COLE** (210), LB, North Carolina St.
15. **(B) NO CHOICE.** Traded to Tennessee for 7th in '13. Choice from Cleveland for 1A.
16. **(C) TREVOR GUYTON** (219), DL, California. Choice from Detroit for 5A.
17. **(D) NO CHOICE.** Traded to Detroit for 5A and 4th in '13. Choice from New England for Randy Moss.

2013 (Drafted 23rd)

1. **(A) SHARRIF FLOYD** (23), DT, Florida.
2. **(B) AVATAR RHODES** (25), CB, Florida State. Choice from Miami.
3. **(C) CORDARRELLE PATTERSON** (29), WR, Tennessee. Choice from New England for 2, 3, 4a, 7c.
4. **NO CHOICE.** Traded to New England for 1C.
5. **NO CHOICE.** Traded to New England for 1C.
6. **(A) NO CHOICE.** Traded to New England for 1C.
7. **(B) GERRY HODGES** (120), LB, Penn State.
8. **JEFF LOCKE** (155), P, UCLA.
9. **(A) NO CHOICE.** Traded to Tampa Bay for 6B, 7D
10. **(B) JEFF BACA** (196), G, UCLA. Choice from Tampa Bay for 6A.
11. **(A) MICHAEL MAUTI** (213), LB, Penn State.
12. **(B) TRAVIS BOND** (214), G, North Carolina. Choice from Seattle for Percy Harvin.
13. **(C) NO CHOICE.** Traded to New England for 1C. Choice from Tennessee for 7B in 2012.
14. **(D) EVERETT DAWKINS** (229), DT, Florida State.

2014 (Drafted 8th)

1. **(A) NO CHOICE.** Traded to Cleveland for 1B and 5A.
2. **(B) ANTHONY BARR** (9), LB, UCLA. Choice from Cleveland for 1A.
3. **(C) TEDDY BRIDGEWATER** (32), QB, Louisville. Choice from Seattle for 2 and 4.
4. **(A) SCOTT CRICKTON** (72), DE, Oregon State.
5. **(B) JERICK MICHON** (96), RB, Georgia Southern. Choice from Seattle for Percy Harvin.
6. **NO CHOICE.** Traded to Seattle for 1C.
7. **(A) DAVID YANKYEV** (145), G, Stanford. Choice from Cleveland for 1A.
8. **(B) NO CHOICE.** Traded to Carolina for 5C and 7C.
9. **(C) NO CHOICE.** Traded to Atlanta for 6A and 7A.
10. **(A) ANTONIO EXUM** (182), S, Virginia Tech. Choice from Atlanta for 5C.
11. **(B) KENDALL JAMES** (184), CB, Maine.
12. **(A) SHAMAR STEPHEN** (220), DT, Connecticut. Choice from Atlanta for 2C.

- 7. (B) **BRANDON WATTS** (223), LB, Georgia Tech.
- 8. (C) **JABARI PRICE** (225), CB, North Carolina. Choice from Carolina for 5B.

2015 (Drafted alternately 11th, 13th, 12th)

- 1. **TRAE WAYNES** (11), CB, Michigan State.
- 2. **ERIC KENDRICKS** (45), LB, UCLA.
- 3. (A) NO CHOICE. Traded to Kansas City for 3b and 6c.
- 3. (B) NO CHOICE. Traded to Detroit for 3c and 5a.
- 3. (C) **DANIELLE HUNTER** (88), DE, LSU. Choice from Detroit for 3b.
- 4. **T.J. CLEMMINGS** (10), T, Pittsburgh.
- 5. (A) NO CHOICE. Traded to Atlanta for 5c and 6a. Choice from Buffalo via Tampa Bay for Matt Cassel.
- 5. (B) **MYCOLE PRUITT** (143), TE, Southern Illinois. Choice from Detroit for 3b.
- 5. (C) **STEFON DIGGS** (146), WR, Maryland. Choice from Atlanta for 5a.
- 5. (D) NO CHOICE. Traded to Miami for Mike Wallace and 7b.
- 6. (A) **TYRUS THOMPSON** (185), T, Oklahoma. Choice from Atlanta for 5a.
- 6. (B) NO CHOICE. Traded to Buffalo for 5a and Matt Cassel.
- 6. (C) **B.J. DUBOSE** (193), DE, Louisville. Choice from Kansas City for 3a.
- 7. (A) **AUSTIN SHEPHERD** (228), T, Alabama.
- 7. (B) **EDMOND ROBINSON** (232), LB, Newberry. Choice from Miami for Mike Wallace.

2016 (Drafted 23rd)

- 1. **LAQUON TREADWELL** (23), WR, Mississippi.
- 2. **MACKENSIE ALEXANDER** (54), CB, Clemson.
- 3. NO CHOICE. Traded to Miami for 6b, 3rd and 4th (Conditional) in 2017.
- 4. **WILLIE BEAVERS** (121), T, Western Michigan.
- 5. **KENTRELL BROTHERS** (160), LB, Missouri (160).
- 6. (A) **MORTIZ BÖHRINGER** (180), WR, No College. Choice from San Francisco for Gerald Hodges.
- 6. (B) NO CHOICE. Traded to Miami for 6d (196) and 7a (227). Choice from Miami for 3rd.
- 6. (C) **DAVID MORGAN** (188), TE, Texas-San Antonio. Choice from Philadelphia for 6d and 7b.
- 6. (D) NO CHOICE. Traded to Philadelphia for 6c (196). Choice from Miami for 6b.
- 7. (A) **STEPHEN WEATHERLY** (227), LB, Vanderbilt. Choice from Miami for 6b.
- 7. (B) NO CHOICE. Traded to Philadelphia for 6c.
- 7. (C) **JAYRON KEARSE** (244), S, Clemson.

2017 (Drafted 14th/15th)

- 1. NO CHOICE. Traded to Philadelphia for QB Sam Bradford in 2016.
- 2. (A) **DALVIN COOK** (41), RB, Florida State. Choice from Cincinnati for 2b and 4c.
- 2. (B) NO CHOICE. Traded to Cincinnati for 2a.
- 3. (A) **PAT ELFLEIN** (70), C, Ohio State. Choice from NY Jets for 3b and 5a.
- 3. (B) NO CHOICE. Traded to NY Jets for 3a.
- 3. (C) NO CHOICE. Traded to Kansas City for 3d, 4d, and 7e. Choice from Miami for 3rd in 2016.
- 3. (D) NO CHOICE. Traded to San Francisco for 4a. Choice from Kansas City for 4c.
- 4. (A) **JALEEL JOHNSON** (109), DT, Iowa. Choice from San Francisco for 3d.
- 4. (B) **BEN GEDEON** (120), LB, Michigan.
- 4. (C) NO CHOICE. Traded to Cincinnati for 2a.

- 4. (D) NO CHOICE. Traded to Philadelphia for 4e and 7c. Choice from Kansas City for 3c.
- 4. (E) NO CHOICE. Traded to Kansas City for 5b and 5c. Choice from Philadelphia for 4c.
- 5. (A) NO CHOICE. Traded to NY Jets for 3a.
- 5. (B) **RODNEY ADAMS** (170), WR, South Florida. Choice from Kansas City for 4e.
- 5. (C) **DANNY ISIDORA** (180), G, Miami. Choice from Kansas City for 4e.
- 6. (A) NO CHOICE. Traded to Washington for 6b and 7a.
- 6. (B) **BUCKY HODGES** (201), TE, Virginia Tech. Choice from Washington for 6a.
- 7. (A) **STACY COLEY** (279), WR, Miami. Choice from San Francisco for 4d.
- 7. (C) NO CHOICE. Traded to Washington for 6b and 7b. Choice from Philadelphia for 4d.
- 7. (D) **ELIJAH LEE** (232), LB, Kansas State.
- 7. (E) **JACK TOCHO** (245), CB, North Carolina State. Choice from Kansas City for 3c.

2018 (Drafted 30th)

- 1. **MIKE HUGHES** (30), CB, UCF.
- 2. **BRIAN O'NEILL** (62), T, Pittsburgh.
- 3. NO CHOICE. Traded to Tampa Bay for 4a.
- 4. **JALYN HOLMES** (102), DE, Ohio State. Choice from Tampa Bay for 3.
- 5. (A) **TYLER CONKLIN** (157), TE, Central Michigan. Choice from NY Jets for 6a.
- 5. (B) **DANIEL CARLSON** (167), K, Auburn. Choice from NY Jets.
- 6. (A) NO CHOICE. Traded to NY Jets.
- 6. (B) **COLBY GOSSETT** (213), G, Appalachian State.
- 6. (C) **ADE ARUNA** (218), DE, Tulane.
- 7. (A) **DEVANTE DOWNS** (225), LB, California. Choice from NY Jets.
- 7. (B) NO CHOICE. Traded to Seattle.

2019 (Drafted 18th)

- 1. **GARRETT BRADBURY** (18), C, North Carolina St.
- 2. **IRV SMITH, JR.** (50), TE, Alabama.
- 3. (A) NO CHOICE. Traded to Detroit for 3b.
- 3. (B) **ALEXANDER MATTISON** (102), RB, Boise State. Choice from Baltimore.
- 4. (A) **DRU SAMIA** (114), G, Oklahoma. Choice from Seattle.
- 4. (B) NO CHOICE.
- 4. (C) NO CHOICE. Traded to Seattle for 4a and 6d.
- 5. (A) NO CHOICE. Traded to Denver.
- 5. (B) **CAMERON SMITH** (162), LB, USC. Choice from New England.
- 6. (A) **ARMON WATTS** (190), DT, Arkansas.
- 6. (B) **MARCLUS EPPS** (191), DB, Wyoming. Choice from Baltimore.
- 6. (C) **OLISAEMEKA UDOH** (193), T, Elon. Choice from Baltimore.
- 7. (A) **KRIS BOYD** (217), CB, Texas. Choice from NY Jets.
- 7. (B) NO CHOICE. Traded to NY Giants.
- 7. (C) **DILLON MITCHELL** (239), WR, Oregon. Choice from New England.
- 7. (D) **OLABISI JOHNSON** (247), WR, Colorado St.
- 7. (E) **AUSTIN CUTTING** (250), LS, Air Force.


2020 (Drafted 25th)

- 1. (A) **JUSTIN JEFFERSON** (22), WR, LSU. Choice from Buffalo for Stefan Diggs.
- 1. (B) **JEFF GLADNEY** (31), CB, TCU. Choice from San Francisco in exchange of picks.
- 2. **EZRA CLEVELAND** (58), T, Boise State.
- 3. **CAMERON DANTZLER** (89), CB, Mississippi St.
- 4. (A) **B.J. WOODNUM** (117), DE, South Carolina. Choice from San Francisco in exchange of picks.
- 4. (B) **JAMES LYNCH** (130), DE, Baylor. Choice from New Orleans.
- 4. (C) **TROY DYE** (132), LB, Oregon.
- 5. (A) **HARRISON HAND** (169), CB, Temple. Choice from New Orleans.
- 5. (B) **K.J. OSBORN** (176), WR, Miami. Choice from San Francisco.
- 6. (A) **BLAKE BRANDEL** (203), T, Oregon State. Choice from New Orleans.
- 6. (B) **JOSH METTELUS** (205), S, Michigan.
- 6. (C) **KENNY WILLEKES** (225), DE, Michigan State. Choice from NY Jets through Baltimore.
- 7. (B) **NATE STANLEY** (244), QB, Iowa. Choice from Green Bay through Cleveland and New Orleans.
- 7. (C) **BRIAN COLE F.I.** (249), S, Mississippi St.
- 7. (D) **KYLE HINTON** (253), G, Washburn.

2021 (Drafted 14th)

- 1. NO CHOICE (14). Traded to NY Jets for 1, 3a, 3d and 4d.
- 1. **CHRISTIAN DARRISAW** (23), T, Virginia Tech. Choice from NY Jets in exchange of picks.
- 2. NO CHOICE. Traded to Jacksonville for Yannick Ngakoue.
- 3. (A) **KELLEN MOND** (66), QB, Texas A&M. Choice from NY Jets in exchange of picks.
- 3. (B) **ZACH SURREATT** (78), LB, North Carolina. Choice from San Francisco in exchange of picks.
- 3. (C) **WYATT DAVIS** (86), G, Ohio State. Choice from NY Jets in exchange of picks.
- 3. (D) **PATRICK JONES** (90), DE, Pittsburgh. Choice from Baltimore for Yannick Ngakoue.
- 4. (A) **KENE NWANGWU** (119), RB, Iowa State.
- 4. (B) **CAMRYN BYNUM** (125), S, California. Choice from Chicago.
- 4. (C) **JANARIUS ROBINSON** (134), DE, Florida State. Choice from Buffalo.
- 4. (D) No Choice. Traded to Las Vegas in exchange of picks.
- 5. (A) **HMIR SMITH-MARSETTE** (157), WR, Iowa.
- 5. (B) **ZACH DAVIDSON** (168), TE, Central Missouri. Choice from Pittsburgh through Baltimore for Yannick Ngakoue.
- 6. (A) **JAYLEN TWYMAN** (199), DT, Pittsburgh.
- 6. (B) No Choice. Traded to Arizona for Mason Cole.
- 6. (C) Choice forfeited.

BOLD denotes players who made the Vikings active roster at some point in their career.



The NFL Draft has changed tremendously over the years. Pictured, Bud Grant works through the 1973 Draft that produced Rookie of the Year RB Chuck Foreman out of Miami with the #12 overall selection.



PRO FOOTBALL HALL OF FAME ENSHINEES



STEVE HUTCHINSON

Guard...6' 4" 313 lbs...Michigan...12 seasons: Seattle Seahawks (2001-05), Minnesota Vikings (2006-11), Tennessee Titans (2012)...Played in 169 regular season games and 8 playoff contests (177 total), starting them all, including 89 regular season and 3 playoffs with the Vikings...Blocked for a 1,000-yard rusher in 11 of 12 seasons...Blocked for NFL's leading rusher twice- Shaun Alexander in 2005 and Peterson in 2008...Blocked for a 100+ rusher in 72 games and a 200+ rusher 3 times, including Peterson setting the NFL record with 296 yards vs. San Diego in 2007... Named to the NFL's Team of the Decade for the 2000s...Earned 1st-Team Associated Press All-Pro 5 times (2003, '05, '07, '08, '09) and 2nd-Team twice (2004, '06) and went to 7 consecutive Pro Bowls (2003-09)...Named to All-Rookie team in 2001...Drafted in 2001, #17 overall, by Seattle...Born November 1, 1977 in Ft. Lauderdale, FL... The 2020 Hall of Fame induction ceremony was postponed until 2021...Other modern era induction class members: Steve Atwater, Isaac Bruce, Edgerin James, Troy Polamalu.



RANDY MOSS

Wide Receiver...6' 4" 198 lbs...Marshall...14 seasons: Minnesota Vikings (1998-04, '10), Oakland Raiders (2005-06), New England Patriots (2007-10), Tennessee Titans (2010), San Francisco 49ers (2012)...Played in 213 career games with 193 starts, 113 and 108 of those with the Vikings...Ranks 2nd in NFL history with 156 TD catches, 4th with 15,292 yards receiving and 15th with 982 catches...Holds NFL record with 23 TD catches in 2007...Went to 6 Pro Bowls (1998, '99, '00, '02, '03) and earned 4 All-Pro honors (1998, '00, '03, '07)...Named to the NFL's Team of the Decade for the 2000s...NFL AP Offensive Rookie of the Year in 1998 and set NFL record for TD catches by a rookie with 17...Ranks 2nd in NFL history with 10 career 1,000-yard seasons and 3rd with 64 career 100-yard games...Threw 2 career TD passes, scored a punt return TD and had 4 career 2-pt. conversions...Drafted in 1998, #21 overall, by Vikings...Inducted into Pro Football Hall of Fame on August 4, 2018...Born February 13, 1977 in Rand, WV...Presented by Thaddeus Moss...Other induction class members: Bobby Beathard, Robert Brazile, Brian Dawkins, Jerry Kramer, Ray Lewis, Terrell Owens, Brian Urlacher.



MICK TINGELHOFF

Center...6' 2" 237 lbs...Nebraska...17 seasons: Minnesota Vikings (1962-1978)...Played in and started 240 consecutive games, never missing a start in his 17 seasons...Named All-Pro 7 consecutive years...Played in 6 straight Pro Bowls...Named to the 1,000-Yard Club in 1969, honoring the NFL's top blocker...Started at center in four Super Bowls (IV, VIII, IX, XI)...Signed with the Vikings as a rookie free agent in 1962, taking over starting duties at C in the 2nd preseason game and never relinquishing them until his retirement following the 1978 season...Born May 22, 1940 in Lexington, NE... Inducted into the Vikings Ring of Honor November 25, 2001...Inducted into the Pro Football Hall of Fame on August 8, 2015...Presented by Fran Tarkenton...Other induction class members: Jerome Bettis, Tim Brown, Charles Haley, Bill Polian, Junior Seau, Will Shields and Ron Wolf.



CRIS CARTER

Wide Receiver...6' 3" 210 lbs...Ohio State...16 seasons: Philadelphia Eagles (1987-89), Minnesota Vikings (1990-2001), Miami Dolphins (2002)...Played 234 career games, including 188 games and 177 starts as a Viking...At the time of his retirement in 2002, he ranked 2nd in NFL history with 1,101 receptions and 130 TDs...Ended career with 13,899 yards...Went to 8 consecutive Pro Bowls, 1993-2000...Named to All-Decade team for 1990s...Played on only 2 teams with losing records in his 16 NFL seasons...Holds Vikings records with 1,004 receptions, 110 TD catches and 12,383 yards...Named NFL's Walter Payton Man of the Year in 1999 and Byron Whizzer White Award winner from the NFLPA...Named to 50 Greatest Vikings team in 2010...Inducted into Vikings Ring of Honor on September, 14, 2003...Acquired by Vikings off waivers from Philadelphia in 1990...Born November 25, 1965 in Troy, OH...Inducted to Pro Football Hall of Fame August 3, 2013...Presented by his son, Duron Carter...Other induction class members: Larry Allen, Curley Culp, Jonathan Ogden, Bill Parcells, Dave Robinson, Warren Sapp.



CHRIS DOLEMAN

Defensive End...6' 5" 262 lbs...Pittsburgh...15 seasons: Minnesota Vikings (1985-93, '99), Atlanta Falcons (1994-95), San Francisco (1996-98)...Selected to 8 career Pro Bowls, 6 with Minnesota (1987-90, '92-93) and 1 each with Atlanta ('95) and San Francisco ('97)...Named 1st or 2nd-Team All-Pro 5 times...Named to NFL Team of the Decade for the 1990s...Ranks 5th in NFL history with 150.5 sacks...Played on 4 #1-ranked defenses in the NFL- Minnesota (1988, '89, '93) and San Francisco ('97)...Started all 17 playoff games he was in...Led NFL in 1989 with 21.0 sacks, 2nd in Vikings history...Selected with #4 choice in 1985 NFL Draft...Had 3 losing seasons in his 15-year career...Inducted into Vikings Ring of Honor in 2011...Inducted into the Pro Football Hall of Fame on August 4, 2012... Born October 16, 1961...Died January 28, 2020...Presented by his son, Evan Doleman...Other induction class members: Jack Butler, Demontii Dawson, Cortez Kennedy, Curtis Martin and Willie Roaf.



JOHN RANDLE

Defensive Tackle...6' 1" 283 lbs...Texas A&I...14 seasons: Minnesota Vikings (1990-2000), Seattle Seahawks (2001-03)...Started 6-straight Pro Bowls for the NFC (1993-98) and went to the Pro Bowl with the Seahawks in 2001...Named to All-Decade team for 1990s...Led or tied for the team lead 9 times in his 11 Vikings seasons and had 10+ sacks in 8 straight seasons from 1993-2000...Started 150 of the 176 games he played for the Vikings...Leads all DTs in NFL history with 137.5 career sacks...His 114.0 sacks ranks 3rd in Vikings history and most by DT...Signed with Vikings as an undrafted rookie free agent in 1990...Inducted into College Football Hall of Fame for his Texas A&I career...Born December 12, 1967, in Hearn, TX...Inducted into the Vikings Ring of Honor on November 30, 2008...Inducted into the Pro Football Hall of Fame on August 7, 2010...Presented by John Teerlinck...Other induction class members: Russ Grimm, Rickey Jackson, Dick LeBeau, Floyd Little, Jerry Rice and Emmitt Smith.

**RANDALL MCDANIEL**

Guard...6' 3" 287 lbs...Arizona State...14 seasons: Minnesota Vikings (1988-99), Tampa Bay Buccaneers (2000-01)...Started 12 consecutive Pro Bowls (1989-2000), setting an NFL record...Started 202 consecutive games in his career...Blocked for five 1,000-yard rushers in his career and four 3,000-yard passers...Earned spot on Pro Football Hall of Fame's Team of the Decade for the 1990s...His 190 games played as a Viking is tied for 7th in team history with offensive tackle Grady Alderman... Selected with the 19th overall pick in the 1988 NFL Draft...Born December 19, 1964, in Phoenix, AZ... Inducted into the Vikings Ring of Honor on December 17, 2006...Inducted August 8, 2009...Presented by O.K. Fulton...Other induction class members: Bob Hayes, Bruce Smith, Derrick Thomas, Ralph Wilson Jr. and Rod Woodson.

**GARY ZIMMERMAN**

Tackle...6' 3" 294 lbs...Oregon...14 seasons: LA Express (1984-85), Minnesota Vikings (1986-92), Denver Broncos (1993-97)...Played and started 108 games for the Vikings...Played in 184 career NFL games...Named All-Pro 8 times, including 3 with Minnesota in 1988, '89 and '92...Selected to 7 Pro Bowls, including 1987-89, '92 with the Vikings...Originally selected in the 1st round of the 1984 Supplemental Draft by NY Giants and in 1984 USFL Draft by LA Express where he spent 1984 and '85 seasons...Vikings acquired his rights via trade with NY Giants in 1986...Helped Vikings to 1987 NFC Championship game...Traded to Denver in 1993 preseason...Won Super Bowl XXXII with Denver... Named to NFL All-Decade teams for 1980s and 1990s...Born December 13, 1961, in Fullerton, CA... Inducted August 2, 2008...Presented by Pat Bowen...Other induction class members: Fred Dean, Darrell Green, Art Monk, Emmitt Thomas, Andre Tippett.

**CARL ELLER**

Defensive End...6' 5" 250 lbs...Minnesota...16 seasons: Minnesota Vikings (1964-1978), Seattle Seahawks (1979)...Played in 209 and started 201 games as a Viking, joining Jim Marshall and Mick Tingelhoff as the only players in team history to start 200+ games...Played in 225 career NFL games...Named All-Pro 5 times, including 4 straight from 1968-71...Played in 6 Pro Bowls, 1968-71, 73-74... Started at left defensive end in four Super Bowls (IV, VIII, IX, XI)...Vikings won the NFC Central in 10 of his final 11 seasons with the team...Vikings career record holder with 130.0 sacks... Had 1+ sacks in team-record 94 career games and is the only Viking to post 15+ sacks in a season multiple times...Selected with the 6th overall pick in the NFL Draft in 1964...Born January 25, 1942, in Winston-Salem, NC...Inducted August 8, 2004...Presented by Regis Eller...Other induction class members: Bob Brown, John Elway, Barry Sanders.

**RON YARY**

Tackle...6' 5" 255 lbs...Southern California...15 seasons: Minnesota Vikings (1968-1981), Los Angeles Rams (1982)...Drafted by Minnesota with the 1st overall pick in 1968...Took over the Vikings right tackle spot midway through the 1969 season and was a fixture there for the rest of his career... Was named All-Pro 6 consecutive times...Was All-NFC 8 straight seasons...Played in 7 Pro Bowls... Started at right tackle in Super Bowls IV, VII, IX, XI...Missed only 2 games in his career with injuries due to a broken ankle in 1980 but came back to play with the injury for the rest of the season...His blend of size, speed and strength was unique at the time and ushered in a new era of offensive line play...Born July 16, 1946, in Chicago, IL...Inducted into the Hall of Fame August 4, 2001...Presented by John Michels...Other induction class members: Nick Buoniconti, Marv Levy, Mike Munchak, Jackie Slater, Lynn Swann, Jack Youngblood.

**PAUL KRAUSE**

Safety...6' 3" 200 lbs...Iowa...16 seasons: Washington Redskins (1964-1967) and Minnesota Vikings (1968-1979)...Second-round pick by Washington Redskins, 1964...Led NFL in interceptions with 12 as a rookie and was named 1st-team All Pro...In his 1st season as a Viking he intercepted passes in 6 consecutive games...Still the all-time NFL leader in interceptions with 81...Also ranks 3rd all-time with 1,185 career yards on interception returns...His 10 interceptions in 1975 remains a club record... Played in 8 Pro Bowls...Started at safety in 4 Super Bowls (IV, VIII, IX, XI)...Voted All-NFL 4 times and All-NFC 5 times...Born February 19, 1942, in Flint, MI...Inducted into the Pro Football Hall of Fame August 1, 1998...Presented by Jerry Burns...Other induction class members: Tommy McDonald, Anthony Munoz, Mike Singletary, Dwight Stephenson.

**JIM FINKS**

Administrator...Tulsa...22 seasons: Minnesota Vikings (1964-1973), Chicago Bears (1974-1982), New Orleans Saints (1986-1993)...Served as Vikings general manager and vice president...Hired Bud Grant in 1967 from the CFL...Finks helped the Vikings win 5 NFC Central Division crowns...Vikings appeared in Super Bowls IV and VIII under Finks' guidance...Developed Vikings, Bears and Saints, all teams with losing records, into winners...1973 NFL Executive of the Year...Long-time member of the NFL competition committee...Played DB/QB for the Pittsburgh Steelers (1949-1955)...Born August 31, 1927, in St. Louis, MO...Died May 8, 1994...Inducted posthumously into the Hall of Fame July 29, 1995...Represented by his son, Jim Finks, Jr...Presented by Edward W. McCaskey...Other induction class members: Henry Jordan, Steve Largent, Lee Roy Selmon, Kellen Winslow.



BUD GRANT

Head Coach...Minnesota...18 seasons: Minnesota Vikings (1967-1983, 1985)...NFL regular season coaching record 158-96-5...Had 10-12 mark in postseason play...Led Vikings to 11 NFC/NFL divisional championships, claiming titles in 1968-71, 1973-78, 1980...Led team to 1969 NFL title...National Football Conference Champions 1973, 1974, 1976...His Vikings teams played in Super Bowls IV, VIII, IX, XI...First person to be elected to both the Pro Football Hall of Fame and the Canadian Football League Hall of Fame (May 13, 1983)...In 28 seasons as a head coach, won a total of 290 football games...1969 NFL Coach of the Year...Came to the Vikings after a 10-year tenure (102-56-2) with the Winnipeg Blue Bombers in the Canadian Football League...Led Blue Bombers to 6 Western Conference championships...Grant brought the Bombers to 6 Grey Cups, winning the CFL Championship 4 times 1958, 1959, 1961 and 1962...Played 6 years of professional football, 2 with Philadelphia Eagles (1951-52) and 4 with the Winnipeg Blue Bombers (1953-1956)...Holds pro football record for most interceptions in a game with 5 vs. Saskatchewan (10/28/53)...Played 2 seasons with the NBA's Minneapolis Lakers (1949-1951) and won the 1949-50 NBA Championship with a 51-17 record...At an unveiling ceremony on December 1, 2014, the Vikings and the city of Minneapolis honored former Grant with a street named in his honor outside of U.S. Bank Stadium...Born May 20, 1927, in Superior, WI...Inducted

into the Pro Football Hall of Fame July 30, 1994...Presented by Sid Hartman...Other induction class members: Tony Dorsett, Jimmy Johnson, Leroy Kelly, Jackie Smith, Randy White.



ALAN PAGE

Defensive Tackle...6' 4" 225 lbs...Notre Dame... 15 seasons: Minnesota Vikings (1967-1978), Chicago Bears (1978-1981)...Consensus All-America, 1966...First-round pick, 1967...Played in 236 straight games, including 4 Super Bowls (IV, VIII, IX, XI)...Named NFL Most Valuable Player 1971...Four-time NFC Defensive Player of the Year...All NFL/NFC 9 years...Played in 9 Pro Bowls...Career marks: 23 opponent fumble recoveries...Blocked 28 kicks...Recorded 148.5 sacks...Retired justice on the Minnesota Supreme Court...Remains active in the Twin Cities community through the Page Education Foundation...Born August 7, 1945, in Canton, OH...Inducted into the Hall of Fame July 30, 1988... Presented by Minneapolis public schools principal Willarene Beasley...Other HOF induction class members: Fred Biletnikoff, Mike Ditka, Jack Ham.



FRAN TARKENTON

Quarterback...6' 0" 185 lbs...Georgia...18 seasons: Minnesota Vikings (1961-66, 1972-78) New York Giants (1967-1971)...Third-round pick, 1961...An instant star with 4 TD passes coming off the bench to beat the Bears 37-13 in the 1st game in franchise history vs. Chicago (9/17/61)...Dealt to New York Giants in 1967 and back to the Vikings in 1972 in stunning trades...At retirement, led lifetime NFL passes in attempts (6,467), completions (3,686), passing yards (47,003), TD passes (342)...1975 NFL Most Valuable Player...Rushed for 3,674 yards, 32 touchdowns...Led Vikings to 3 Super Bowls (VIII, IX, XI)...A 4-time All-NFL selection...Played in 9 Pro Bowls...Born February 3, 1940, in Richmond, VA...Inducted into Hall of Fame August 2, 1986...Presented by Max Winter...Other induction class members: Paul Hornung, Ken Houston, Willie Lanier, Doak Walker.

OTHERS WHO PLAYED OR COACHED FOR THE VIKINGS IN THE PRO FOOTBALL HALL OF FAME

Player, Position, w/Vikings	Inducted HOF
Hugh McElhenny, Halfback, 1961-62	1970
Norm Van Brocklin, Head Coach, 1961-66	1971
Jim Langer, Center, 1980-81	1987
Dave Casper, Tight End, 1983	2002
Jan Stenerud, Kicker, 1984-85	1991
Tony Dungy, Defensive Coordinator, 1992-95	2016
Warren Moon, Quarterback, 1994-96	2006
Emmitt Thomas, Defensive Coordinator, 2000-2001	2008
Morten Andersen, Kicker, 2004	2017
Brett Favre, Quarterback, 2009-10	2016
Mike Singletary, LB Coach, Special Assistant to the Head Coach, 2011-13	1998



TONY DUNGY



WARREN MOON



JAN STENERUD



MINNESOTA VIKINGS RING OF HONOR

The Ring of Honor recognizes Vikings legends for their contributions to the success of the team on and off the field. Members of the Ring of Honor forever live in Vikings lore.



FRAN TARKENTON

Quarterback...6' 0" 185 lbs...Georgia...18 seasons: Minnesota Vikings (1961-66, 1972-78) New York Giants (1967-1971)...Third-round pick, 1961...An instant star with 4 TD passes coming off the bench to beat the Bears 37-13 in the 1st game in franchise history vs. Chicago (9/17/61)...Dealt to New York Giants in 1967 and back to the Vikings in 1972 in stunning trades...At retirement, led lifetime NFL passers in attempts (6,467), completions (3,686), passing yards (47,003), TD passes (342)...1975 NFL Most Valuable Player...Rushed for 3,674 yards, 32 touchdowns...Led Vikings to 3 Super Bowls (VIII, IX, XI)...A 4-time All-NFL selection...Played in 9 Pro Bowls...Member of 50 Greatest Vikings team named in 2010...Born February 3, 1940, in Richmond, VA...Inducted into the Vikings Ring of Honor on September 9, 1998.



ALAN PAGE

Defensive Tackle...6' 4" 225 lbs...Notre Dame...15 seasons: Minnesota Vikings (1967-1978), Chicago Bears (1978-1981)...First-round pick, 1967, 15th player selected...Played in 236 straight games, including 4 Super Bowls (IV, VIII, IX, XI)...Named NFL Most Valuable Player by Associated Press in 1971, the 1st defensive player to ever win the award...A 4-time NFC Defensive Player of the Year...All NFL/NFC 9 years...Played in nine Pro Bowls...Career marks: 23 opponent fumble recoveries...Blocked 28 kicks...Recorded 148.5 sacks...Leads all Vikings defensive linemen with 1,120 career tackles...Member of 50 Greatest Vikings team named in 2010...Retired in 2013 from the Minnesota Supreme Court...Active in the Twin Cities community through the Page Education Foundation...Born August 7, 1945, in Canton, OH...Inducted into the Vikings Ring of Honor on September 20, 1998.



JIM FINKS

Administrator...Tulsa...22 seasons: Minnesota Vikings (1964-1973), Chicago Bears (1974-1982), New Orleans Saints (1986-1993)...Served as Vikings general manager and vice-president...Hired Bud Grant in 1967 from the CFL...Finks helped the Vikings win 5 NFC Central Division crowns...Vikings appeared in Super Bowls IV and VIII under Finks guidance...Developed Vikings, Bears and Saints, all teams with losing records, into winners...1973 NFL Executive of the Year...Long time member of the NFL competition committee...Played DB/QB for the Pittsburgh Steelers (1949-1955)...Born August 31, 1927, in St. Louis, MO...Died May 8, 1994...inducted Vikings Ring of Honor on October 18, 1998.



BUD GRANT

Head Coach...Minnesota...18 seasons: Minnesota Vikings (1967-1983, 1985)...NFL regular season coaching record 158-96-5...Had 10-12 mark in post-season play...Led Vikings to 11 divisional championships in 1968-71, 1973-78, 1980...Led team to 1969 NFL Title...National Football Conference Champions 1973, 1974, 1976...His Vikings teams played in Super Bowls IV, VIII, IX, XI...First person to be elected to both the Pro Football Hall of Fame and the Canadian Football League Hall of Fame (May 13, 1983)...In 28 seasons as a head coach, won a total of 290 football games...1969 NFL Coach of the Year...Came to the Vikings after 10-year tenure (102-56-2) with the Winnipeg Blue Bombers of the CFL... At an unveiling ceremony on December 1, 2014, the Vikings and the city of Minneapolis honored him by naming a street Bud Grant Way near U.S. Bank Stadium... Member of 50 Greatest Vikings team named in 2010...Played 2 seasons for NBA's Minneapolis Lakers...Born May 20, 1927, in Superior, WI...Inducted into the Vikings Ring of Honor on November 8, 1998.



PAUL KRAUSE

Safety...6' 3" 200 lbs...Iowa...16 seasons: Washington Redskins (1964-1967) and Minnesota Vikings (1968-1979)...Second-round pick Redskins, 1964...Led NFL in interceptions with 12 as a rookie and was named 1st-team All Pro...In his 1st season as a Viking he intercepted passes in 6 consecutive games...Still the all-time career NFL leader in interceptions with 81...Also ranks 3rd all-time with 1,185 career yards on interception returns...His 10 interceptions in 1975 remains a club record...Played in 8 Pro Bowls...Started at safety in 4 Super Bowls (IV, VIII, IX, XI)...Voted All-NFL 4 times and All-NFC 5 times... Member of 50 Greatest Vikings team named in 2010...Born February 19, 1942, in Flint, MI...Inducted into the Vikings Ring of Honor on November 15, 1998.



FRED ZAMBERLETTI

Athletic Trainer...Iowa...43 seasons: Minnesota Vikings (1961-2003)...The first athletic trainer the Vikings had and continued working with the team as a consultant and team historian until his passing in 2018...Had never missed a Vikings pre-season, regular season, post-season or all-star game until 12/24/11 at Washington, 1,049 consecutive games...Attended his 1,000th Vikings game at Pittsburgh (10/25/09)...Did not miss a day of work in 43 seasons as the trainer with the team...Has won numerous awards in his field, including being named the Professional Athletic Trainer of the Year in 1986 and in 1996 the Vikings staff was honored as the NFL Athletic Training Staff of the Year...Athletic Training Room at TCO Performance Center named in his honor...Born May 28, 1932 in Melcher, IA...Died September 2, 2018...Inducted into the Vikings Ring of Honor on December 20, 1998.

**JIM MARSHALL**

Defensive End...6' 4" 248 lbs...Ohio State...20 seasons: Cleveland Browns (1960) and Minnesota Vikings (1961-1979)...Held NFL record for many years until broken by Brett Favre with 282 consecutive games played and started, 270 of those coming with the Vikings...Ranks 2nd in Vikings history with 127 sacks...Played in 2 Pro Bowls, following the 1968 and '69 seasons...Led or tied for team lead in sacks in each of the Vikings first 6 seasons (1961-66)...Holds NFL and Vikings record with 29 career fumble recoveries...Ranks 8th in Vikings history with 988 career tackles, ranking behind only Alan Page among defensive linemen...Joined fellow Carl Eller, Gary Larsen and Page to form the vaunted Purple People Eaters, one of the top defensive units of their era...Started at DE in 4 Super Bowls (IV, VIII, IX, XI)...Originally a 4th-round draft pick by Cleveland in 1960...Played for Saskatchewan of CFL in 1959...Member of 50 Greatest Vikings team named in 2010...Born December 30, 1937 in Danville, KY...Inducted into the Vikings Ring of Honor on November 28, 1999.

**RON YARY**

Tackle...6' 5" 255 lbs...Southern California...15 seasons: Minnesota Vikings (1968-1981), Los Angeles Rams (1982)...Drafted by Minnesota with the 1st overall pick in 1968...The first OL to be drafted #1 overall in League history...Took over the Vikings RT spot midway through the 1969 season and was a fixture there for the rest of his career...Was named All-Pro 6 consecutive times...Was All-NFC 8 straight seasons...Played in 7 Pro Bowls...Started in Super Bowls IV, VII, IX, XI...Missed only 2 games in his career with injuries due to a broken ankle in 1980...His blend of size, speed and strength was unique when he entered the League and ushered in a new era of offensive line play...Inducted to Pro Football Hall of Fame in 2001...Member of 50 Greatest Vikings team named in 2010...Born July 16, 1946, in Chicago, IL...Inducted into the Vikings Ring of Honor September 9, 2001.

**KOREY STRINGER**

Tackle...6' 5" 335 lbs...Ohio State...6 seasons: Minnesota Vikings (1995-2000)...Drafted by Minnesota with the 24th pick of the 1995 Draft...Took over the Vikings RT spot in the 2nd game of his rookie year and never relinquished the spot...Started 91 of the 93 games he played in the NFL and all 9 playoff games...Selected to the Pro Bowl following the 2000 season...Named a 2nd-Team All-Pro by College and Pro Football Newsweekly following the 1998 season...Named to the All-Rookie team by College and Pro Football Newsweekly and Football News after starting 15 of 16 games as a rookie...Born May 8, 1974, in Warren, OH...Died August 1, 2001...Inducted into the Vikings Ring of Honor November 19, 2001.

**MICK TINGELHOFF**

Center...6' 2" 237 lbs...Nebraska...17 seasons: Minnesota Vikings (1962-1978)...Played in and started 240 consecutive games, never missing a start in his 17 seasons...Named All-Pro 7 consecutive years...Played in 6 straight Pro Bowls...Named to the 1,000-Yard Club in 1969, honoring the NFL's top blocker...Started at center in four Super Bowls (IV, VIII, IX, XI)...Signed with the Vikings as a rookie free agent in 1962, taking over starting duties at C in the 2nd preseason game and never relinquishing them until his retirement following the 1978 season...Inducted into the Pro Football Hall of Fame on August 8, 2015...Member of 50 Greatest Vikings team named in 2010...Born May 22, 1940 in Lexington, NE...Inducted into the Vikings Ring of Honor November 25, 2001.

**CARL ELLER**

Defensive End...6' 5" 250 lbs...Minnesota...16 seasons: Minnesota Vikings (1964-1978), Seattle Seahawks (1979)...Played in 209 and started 201 games as a Viking, joining Jim Marshall and Mick Tingelhoff as the only players in team history to start 200+ games...Played in 225 career NFL games...Named All-Pro 5 times, including 4 straight from 1968-71...Played in 6 Pro Bowls, 1968-71, 73-74...Started at LDE in four Super Bowls (IV, VIII, IX, XI)...Vikings won the NFC Central in 10 of his final 11 seasons with the team...Vikings career record holder with 130.0 sacks...Had 1+ sack in Vikings-record 94 career games is the only Viking to post 15+ sacks in a season multiple times...Selected with the 6th overall pick in the NFL Draft in 1964...Inducted to Pro Football Hall of Fame in 2004...Member of 50 Greatest Vikings team named in 2010...Born January 25, 1942 in Winston-Salem, NC...Inducted into the Vikings Ring of Honor November 10, 2002.

**CRIS CARTER**

Wide Receiver...6' 3" 210 lbs...Ohio State...16 seasons: Philadelphia Eagles (1987-1989), Minnesota Vikings (1990-01), Miami Dolphins (2002)...Played in 188 and started 177 games as a Viking, a record among Vikings WRs...Played in 234 career NFL games...Named All-Pro 4 times...Played in 8 straight Pro Bowls, 1993-00...Caught a pass in Vikings-record 111 straight games...Holds Vikings records for catches (1,004), receiving TDs (110) and receiving yards (12,383)...Ranks 2nd in Vikings history with 40 career 100-yard receiving games...Named to NFL's Team of the Decade for the 1990s...Recipient of the Byron "Whizzer" White Award by the NFLPA and the NFL Walter Payton Man of the Year Award in 1999...Claimed by Vikings off waivers from Philadelphia in 1990...Inducted to Pro Football Hall of Fame in 2013...Member of 50 Greatest Vikings team named in 2010...Selected by Philadelphia in 4th round of 1987 supplemental draft...Born November 25, 1965 in Troy, OH...Inducted into the Vikings Ring of Honor September 14, 2003.

**BILL BROWN**

Running Back...5' 11" 230 lbs...Illinois...14 seasons: Chicago Bears (1961), Minnesota Vikings (1962-74)...Ranks 2nd in Vikings history in rushing attempts with 1,627...Tied with Chuck Foreman for 2nd in team history with 52 career rushing TDs...Ranks 4th in Vikings history with 5,757 career rushing yards...Ranks 4th in team history for career combined net yards with 9,237...Selected to 4 Pro Bowls, 1964, '65, '67, '68...Played in Super Bowl IV, VIII and IX...Final game of career was Super Bowl IX vs. Pittsburgh...Led Vikings in rushing 4 times, 1964-66, '68...Led team in receiving in 1964...Played in 180 career games with 111 games started as a Viking, most by a RB in team history...Drafted in 2nd-round by Chicago in 1961...Obtained by Vikings via trade in 1962...Son-in-law is former NFL MVP Rich Gannon...During playing career, spent a 6-week tour visiting troops in Vietnam...Member of 50 Greatest Vikings team named in 2010...Born June 29, 1938 in Mendota, IL...Died November 4, 2018...Inducted into the Vikings Ring of Honor September 26, 2004.

**JERRY BURNS**

Head Coach/Offensive Coordinator...Michigan...24 seasons: Minnesota Vikings (1968-85 Offensive Coordinator, 1986-91 Head Coach)...NFL regular season coaching record 52-43...Had 3-3 mark in postseason play...Served as Vikings' Offensive Coordinator for 18 seasons (1968-85)...Led Vikings to NFC Championship in 1987, earning upset wins over New Orleans and San Francisco along the way...First coach in Vikings history to have a winning record in his 1st season (9-7 in '86)...As offensive coordinator, helped Vikings to 4 Super Bowl appearances and 11 Central Division titles...Was part of 15 playoff teams during his 24 seasons with Minnesota...Coached in Super Bowl I and II with the Green Bay Packers as their defensive backs coach (1966-67)...Head coach at University of Iowa from 1961-65...Played QB for Michigan on the 1950 Rose Bowl team...Born January 27, 1927, in Detroit, MI...Inducted into the Vikings Ring of Honor on November 6, 2005.

**RANDALL MCDANIEL**

Guard...6' 3" 287 lbs...Arizona State...14 seasons: Minnesota Vikings (1988-99), Tampa Bay Buccaneers (2000-01)...Started 12 consecutive Pro Bowls (1989-2000), setting an NFL record...Started 202 consecutive games in his career...Blocked for five 1,000-yard rushers in his career and four 3,000-yard passers...Earned spot on Pro Football Hall of Fame's Team of the Decade for the 1990s...His 190 games played as a Viking is tied for 7th in team history with offensive tackle Grady Alderman...Inducted to Pro Football Hall of Fame in 2009...Selected with the 19th overall pick in the 1988 NFL Draft Member of 50 Greatest Vikings team named in 2010...Born December 19, 1964, in Phoenix, AZ...Inducted into the Vikings Ring of Honor on December 17, 2006.

**CHUCK FOREMAN**

Running Back...6' 2" 210 lbs...Miami (Fla.)...8 seasons: Minnesota Vikings (1973-79), New England Patriots (1980)...Named to 5 straight Pro Bowls (1973-77)...Team's 3rd-leading all-time rusher with 5,879 yards and tied for 2nd in team history with 52 rushing TDs...Named NFC Rookie of the Year in 1973...Integral part in the Vikings' appearance in 3 Super Bowls...Posted 17 career 100-yard games...Selected with the 12th overall pick in the 1973 NFL Draft...Member of 50 Greatest Vikings team named in 2010...Born October 26, 1950, in Frederick, MD...Inducted into the Vikings Ring of Honor on September 30, 2007.

**JOHN RANDLE**

Defensive Tackle...6' 1" 283 lbs...Texas A&I...14 seasons: Minnesota Vikings (1990-2000), Seattle Seahawks (2001-03)...Inducted into the Pro Football Hall of Fame on August 7, 2010...Started 6-straight Pro Bowls for the NFC (1993-98) and went to the Pro Bowl with the Seahawks in 2001...Named to NFL Team of the Decade for the 1990s...Led or tied for the team lead 9 times in his 11 Vikings seasons and had 10+ sacks in 8 straight seasons from 1993-2000...Started 150 of the 176 games he played for the Vikings...His 114.0 sacks ranks 3rd in Vikings history and most by DT...Signed as an undrafted free agent in 1990...Inducted into College Football Hall of Fame for his Texas A&I career...Member of 50 Greatest Vikings team named in 2010...Born December 12, 1967, in Hearne, TX...Inducted into the Vikings Ring of Honor on November 30, 2008.

**SCOTT STUDWELL**

Linebacker...6' 2" 230 lbs...Illinois...40 seasons: Minnesota Vikings player (1977-1990), staff/personnel (1991-2016)...Spent the last 20+ seasons as a member of the Vikings scouting department, serving as the Director of College Scouting since 2002...Member of the Vikings' 25th and 40th Anniversary All-Time Teams and 50 Greatest Vikings team named in 2010...Holds team records for career tackles (1,981), season tackles (230 in 1981) and tackles in a game (24 vs. Detroit in 1985)...Has 2nd-most tackles with one organization in NFL history (Ray Lewis)...Participated in 202 games and 12 playoff games...Pro Bowler in 1987 and '88...Ed Block Courage Award winner in 1987...Drafted in the 9th round from Illinois in 1977...Named to Illinois' All-Century Team in 1990...Born August 27, 1954, in Evansville, IN...Inducted into the Vikings Ring of Honor on November 29, 2009.

**CHRIS DOLEMAN**

Defensive End...6' 5" 262 lbs...Illinois...15 seasons: Minnesota Vikings (1985-93, '99), Atlanta Falcons (1994-95), San Francisco 49ers (1996-98)...Ranks 4th in NFL history with 150.5 career sacks...Selected to 8 Pro Bowls, 6 with the Vikings (1987-90, '92-93) and 1 each with Atlanta and San Francisco...Named to NFL's Team of the Decade for 1990s...Led NFL with 21.0 sacks in 1989, tied for the 4th-most in NFL history in a single season and 2nd in Vikings history...Originally selected with #4 overall pick in 1985 Draft by Vikings...Played and started 17 career playoff games...Member of 50 Greatest Vikings team named in 2010...Born October 16, 1961, in Indianapolis, IN...Died January 28, 2020...Inducted into the Vikings Ring of Honor on

**MATT BLAIR**

Linebacker...6' 5" 232 lbs...Iowa State...12 seasons: Minnesota Vikings (1974-85)...Played in 160 career games (130 starts) for the Vikings and still ranks 2nd in team history with 1,452 career tackles...Was a part of Vikings playoff teams in six of his opening seven seasons with the team and played on the Vikings Super Bowl IX and XI teams...Named to 6 straight Pro Bowls from 1977-82 and was selected All-Pro in 1982...Holds the Vikings record with 20 blocked kicks, notching 2 blocks in a single game 3 times...His 23.0 sacks and 16 INTs also rank as the most by a Vikings LB...Only Scott Studwell and Roy Winston played more games as at LB...Originally a 2nd round draft pick (#51) in 1974...Member of 50 Greatest Vikings team...Born September 20, 1950 in Hilo, Hawaii...Died October 22, 2020...Inducted into Vikings Ring of Honor on October 25, 2012.

**JOEY BROWNER**

Safety...6' 2" 221 lbs...Southern California...10 seasons: Minnesota Vikings (1983-91), Tampa Bay Buccaneers (1992)...Played in 138 games as a Viking, the 2nd-most by a DB...His 37 career INTs are 4th in team history...Posted 1,098 career combined defensive and special teams stops (987 defensive, 111 special teams)...His 9.5 career sacks are the most by a Vikings DB, his 18 career forced fumbles leads all Vikings DBs, his total tackles are 5th by a Viking and #1 by a Vikings DB...Went to 6 straight Pro Bowls from 1985-90...3-time AP All-Pro honoree...Named to the NFL's Team of the Decade for the 1980s...Member of the 50 Greatest Vikings team...Named to All-Metrodome Team in 2013...Led the team in tackles in 1986 and '87 and was a key element to the Vikings ranking #1 in NFL total defense in 1988 and '89...Drafted in 1983, was the 19th selection of the 1st round, the 1st Vikings DB to be drafted in the 1st round...Inducted into the Vikings Ring of Honor on October 27, 2013.

**RANDY MOSS**

Wide Receiver...6' 4" 198 lbs...Marshall...14 seasons: Minnesota Vikings (1998-04, '10), Oakland Raiders (2005-06), New England Patriots (2007-10), Tennessee Titans (2010), San Francisco 49ers (2012)...Played in 213 career games with 193 starts, 113 and 108 of those with the Vikings...Ranks 2nd in NFL history with 156 TD catches and 3rd with 15,292 yards receiving and ranks 2nd in Vikings history for receptions (587), yards (9,316) and receiving TDs with 92...Holds NFL record with 23 TD catches in 2007...Went to 6 Pro Bowls, including 5 with the Vikings (1998, '99, '00, '02, '03) and earned 3 of his 4 career All-Pro honors as a Viking (1998, '00, '03)...Named to the NFL's Team of the Decade for the 2000s...Member of the 50 Greatest Vikings team...Named NFL Rookie of the Year in 1998 and set NFL record for TD catches by a rookie with 17...Tied Vikings season record with 17 TDs twice...Holds Vikings record with 41 career 100-yard receiving games and ranks 2nd in NFL history with 64...Ranks 2nd in NFL history with 10 career 1,000-yard seasons and ranks 2nd in Vikings history with 6...Drafted in 1998, was the 21st selection of the 1st round...Born February 13, 1977...Inducted in the Ring of Honor on September 11, 2017...Inducted to Pro Football Hall of Fame in 2018.

**AHMAD RASHAD**

Wide Receiver...6' 2" 200 lbs...Oregon...10 seasons: St. Louis Cardinals (1972-73), Buffalo Bills (1974-75) Minnesota Vikings (1976-82)...Played in 98 games with 95 starts as a Viking...The 1st Vikings WR to notch back-to-back 1,000-yard seasons in 1979-80...Went to 4 straight Pro Bowls as a Viking from 1978-81 and was Pro Bowl MVP in 1978...Holds Vikings record with 4 receiving TDs in a game, set vs. San Francisco (9/2/79)...Led Vikings in receiving in 1977, '79 and '80, leading the NFC in 1977 and '79...Tied with Randy Moss for 2nd in Vikings history with 6 seasons of 50+ receptions, trailing only Cris Carter's 11...As a Viking, caught 400 passes for 5,489 yards and 34 TDs...Hauled in 46-yard Hail Mary pass from Tommy Kramer to beat the Cleveland Browns as time expired at Met Stadium (12/14/80) and secure a Vikings playoff berth...Member of the 50 Greatest Vikings team...Drafted in 1972, was the 4th selection of the 1st round...Born November 19, 1949...Inducted in the Vikings Ring of Honor on October 1, 2017.

**DENNIS GREEN**

Head Coach...Iowa...13 seasons: Minnesota Vikings (1992-2001), Arizona Cardinals (2004-06)...Coached 171 regular season and playoff games with the Vikings, going 101-70, including 97-62 mark in regular season play, the 2nd-most wins in franchise history behind Bud Grant...Earned 8 playoff berths in 10 seasons and suffered 1 losing season...Won the NFC Central title 4 times- 1992, '94, '98 and '00...Advanced to NFC Championship Game in 1998 and 2000...Named Coach of the Year in 1998 by Sports Illustrated and Maxwell Club and in 1992 by Washington Touchdown Club...Pioneered the "Community Tuesday" concept to get players involved in charitable endeavors on their day off during the season, a concept that spread across the NFL and has been adopted league-wide...Served as head coach at Northwestern (1981-85) and Stanford (1989-91)...Native of Harrisburg, PA...Born February 17, 1949...Died July 22, 2016...Inducted into Vikings Ring of Honor September 23, 2018.

**STEVE JORDAN**

Tight End...Brown...13 seasons: Minnesota Vikings (1982-94)...Played in 176 games for the Vikings with 149 starts...Originally selected in the 7th round (#179 overall) of the 1982 Draft out of Ivy League school Brown...Ranks 3rd in Vikings history with 498 catches, trailing only Hall of Famers Cris Carter and Randy Moss...Holds Vikings records for TEs in catches (498) and receiving yards (6,307)...Caught 28 TD passes...Was selected to 6 consecutive Pro Bowls (1986-91), the only offensive players in team history with more Pro Bowls are Randall McDaniel (11), Cris Carter (8), Ron Yary (7) and Adrian Peterson (7)...In his final 9 seasons, Jordan went to 6 Pro Bowls, made 6 playoff appearances, won 3 NFC Central titles, went to the 1987 NFC Championship game and suffered 1 losing season...At the time of his retirement, only Ozzie Newsome and Kellen Winslow had caught more passes as an NFL TE than Jordan's 498...Native of Phoenix, AZ...Born January 10, 1961...Inducted into Vikings Ring of Honor October 24, 2019.

**KEVIN WILLIAMS**

Defensive Tackle...Oklahoma State...13 seasons: Minnesota Vikings (2003-13), Seattle Seahawks (2014), New Orleans Saints (2015)...Played in and started 171 regular season games for the Vikings, the 3rd-most starts by a Vikings defensive lineman behind Jim Marshall (270) and Carl Eller (201)...Originally selected in the #9 overall in the 2003 Draft...Named to All-Rookie team...Associated Press 1st-Team All-Pro 5 times (2004, '06, '07, '08, '09)...Named to NFL's Team of the Decade for 2000s...Was selected to 6 Pro Bowls (2004, '06, '07, '08, '09, '10), tied for the 2nd-most Pro Bowls by a Vikings DT with John Randle, both trailing only Alan Page's 9...Has 60.0 career sacks with the Vikings, the 3rd-most by a Vikings DT and tied for 9th overall in team history...Tied for Vikings record with 4 defensive TDs and the most by a lineman (2 INT, 2 FR)...Key part of Vikings ranking #1 in the NFL in rushing defense in 3 straight seasons (2006-08)...Native of Fordyce, AR...Born August 16, 1980.

VIKINGS ALL-TIME NFC PLAYERS OF THE WEEK

YEAR	PLAYER	HONOR	OPPONENT	PERFORMANCE
1984	Jan Stenerud, K	Off.	@ Detroit, 9/23	5/5 FGs, 2/2 PAT, 17 pts
1985	Rufus Bess, CB	Def.	vs. San Francisco, 9/8	10 tackles, 3 FF, FR, INT
1986	Tommy Kramer, QB	Off.	vs. Green Bay, 9/28	16-of-25, 241 yds, 6 TD
1986	Gerald Robinson, DE	Def.	vs. Chicago, 10/19	6 tackles, 2.5 sacks
1986	Wade Wilson, QB	Off.	vs. New Orleans, 10/20	24-of-39, 361 yds, 3 TD
1987	Wade Wilson, QB	Off.	@ LA Rams, 9/20	17-of-38, 285 yds, 3 TD
1987	Chris Doleman, DE	Def.	vs. LA Raiders, 11/8	3 tackles, 2 sacks, 2 FF, PD
1988	Wade Wilson, QB	Off.	@ Tampa Bay, 10/23	22-of-30, 335 yds, 4 TD
1988	Carl Lee, CB	Def.	vs. New Orleans, 12/4	3 tackles, INT (TD), 5 PD
1988	Jesse Solomon, LB	Def.	vs. New Orleans, 12/4	5 tackles, sack, INT (TD), PD
1989	Keith Millard, DT	Def.	vs. Detroit, 10/8	7 tackles, 3 sacks, INT, PD
1989	Mike Merriweather, LB	Def.	@ Detroit, 10/22	6 tackles, 2 sacks, INT, FF, FR
1989	Rich Karlis, K	Off.	vs. LA Rams, 11/5	7/7 FGs, 21 pts
1989	Chris Doleman, DE	Def.	vs. Atlanta, 12/10	5 tackles, 4 sacks, 2 FF, PD
1989	Chris Doleman, DE	Def.	vs. Cincinnati, 12/25	5 tackles, 3.5 sacks, FR
1990	Al Noga, DE	Def.	vs. Green Bay, 12/2	3 tackles, sack, FF, FR (TD)
1991	Anthony Carter, WR	Off.	vs. San Francisco, 9/15	3 rec, 71 yds, TD, 46t lg
1991	Chris Doleman, DE	Def.	vs. Phoenix, 10/13	8 tackles, 2 sacks, 2 FF, FR
1991	Terry Allen, RB	Off.	vs. Tampa Bay, 11/3	14 att, 127 yds, 2 TD, 55t lg
1992	Chris Doleman, DE	Def.	@ Green Bay, 9/6	7 tackles, 2 sacks, 3 FF, FR
1992	Rich Gannon, QB	Off.	@ Cincinnati, 9/27	25-of-32, 318 yds, 4 TD
1992	Jack Del Rio, LB	Def.	@ Chicago, 11/2	7 tackles, 2 INT (83t), 2 PD, FF
1992	Mike Merriweather, LB	Def.	@ Tampa Bay, 11/8	2 tackles
1992	Audray McMillian, CB	Def.	vs. Cleveland, 11/22	5 tackles, 3 INT (25t), 3 PD
1992	Vencie Glenn, S	Def.	vs. Green Bay, 12/27	2 tackles, 3 INT, 3 PD
1993	John Randle, DT	Def.	@ Chicago, 10/25	7 tackles, 3.5 sacks
1994	Warren Moon, QB	Off.	vs. Miami, 9/25	26-of-37, 326 yds, 3 TD, 44 lg
1994	Fuad Revez, K	S.T.	@ Tampa Bay, 10/30	5/5 FG, 3/3 PAT, 48 lg, 18 pts
1994	Warren Moon, QB	Off.	vs. New Orleans, 11/6	33-of-57, 420 yds, 3 TD, 59 lg
1994	Cris Carter, WR	Off.	vs. Chicago, 12/1	9 rec, 124 yds, 2TD (65t in OT)
1994	Jack Del Rio, LB	Def.	@ Buffalo, 12/10	5 tackles, sack, INT
1994	John Randle, DT	Def.	vs. San Francisco, 12/26	2 tackles, 2 sacks, FF, FR
1995	Fuad Revez, K	S.T.	vs. Detroit, 9/10	2/2 FG, 2/2 PAT, 8 pts
1995	Orlando Thomas, S	Def.	@ Pittsburgh, 9/24	8 tackles, 2 INT (45t), 2 PD
1995	Jeff Brady, LB	Def.	vs. Green Bay, 11/5	6 tackles, sack, INT, 3 PD
1996	Jeff Brady, LB	Def.	vs. Detroit, 9/1	4 tackles, 2 INT, 3 PD
1996	Brad Johnson, QB	Off.	@ Atlanta, 9/8	15-of-26, 275 yds, 2 TD, 71 lg
1996	John Randle, DT	Def.	vs. Green Bay, 9/22	3 tackles, 2 sacks, 2 FF
1996	Brad Johnson, QB	Off.	vs. Arizona, 12/1	19-of-26, 238 yds, 4 TD
1996	Fernando Smith, DE	Def.	@ Detroit, 12/8	3 tackles, 2 sacks
1997	Eddie Murray, K	S.T.	@ Arizona, 10/5	2/2 FG, 2/2 PAT, 49 lg, 10 pts
1998	Gary Anderson, K	S.T.	vs. Detroit, 9/20	5/5 FG, 2/2 PAT, 42 lg, 17 pts
1998	Randall Cunningham, QB	Off.	@ Chicago, 9/27	16-of-25, 275 yds, 4 TD, 67t lg
1998	Randall Cunningham, QB	Off.	@ Green Bay, 10/5	20-of-32, 442 yds, 4 TD, 56t lg
1998	Robert Smith, RB	Off.	@ Detroit, 10/25	19 att, 134 yds, TD, 57t lg
1998	Mitch Berger, P	S.T.	vs. Cincinnati, 11/15	4 punts, 55.8 avg, 2 in20, 66 lg, 4 KO TB
1998	Mitch Berger, P	S.T.	vs. Green Bay, 11/22	3 punts, 54.3 avg, 1 in20, 56 lg, 5 KO TB
1998	Randy Moss, WR	Off.	vs. Green Bay, 11/22	8 rec, 153 yds, 4, 49t lg
1998	Randy Moss, WR	Off.	@ Dallas, 11/26	3 rec, 163 yds, 3 TD, 56t lg
1998	Randall Cunningham, QB	Off.	vs. Chicago, 12/6	21-of-31, 349 yds, 4 TD, 64 lg
1998	Gary Anderson, K	S.T.	@ Baltimore, 12/13	6/6 FG, 2/2 PAT, 46 lg, 20 pts
1999	John Randle, DT	Def.	vs. Tampa Bay, 10/3	4 tackles, 2 sacks, FF, FR, PD
1999	Jeff George, QB	Off.	vs. San Fran., 10/24	15-of-28, 250 yds, 3 TD, 80t lg
1999	Cris Carter, WR	Off.	@ Denver, 10/31	8 rec, 144 yds, 2 TD, 37t lg
1999	Randy Moss, WR	Off.	@ Chicago, 11/14	12 rec, 204 yds, 44lg
1999	Cris Carter, WR	Off.	vs. San Diego, 11/28	11 rec, 136 yds, 2 TD, 34t lg
1999	Mitch Berger, P	S.T.	vs. Green Bay, 12/20	6 punts, 46.8 avg, 2 in20, 57 lg, 2 TB
1999	Moe Williams, RB	S.T.	@ NY Giants, 12/26	1 KR, 85 yds, 85t lg
1999	John Randle, DT	Def.	vs. Detroit, 1/2/00	3 tackles, 2 sacks, FF
2000	Daunte Culpepper, QB	Off.	vs. Tampa Bay, 10/9	15-of-19, 231 yds, 2TD, 7 att, 35 yds, TD
2000	Gary Anderson, K	S.T.	vs. Buffalo, 10/22	3/3 FG, 2/2 PAT, 38 lg, 11 pts
2000	Daunte Culpepper, QB	Off.	vs. Carolina, 11/19	22-of-29, 357 yds, 3 TD, 53t lg
2000	Mitch Berger, P	S.T.	vs. Detroit, 11/30	5 punts, 49.2 avg, 60 lg, 1 in20, 1 KO TB
2001	Randy Moss, WR	Off.	vs. NY Giants, 11/19	10 rec, 171 yds, 3 TD, 57t lg
2001	Todd Bouman, QB	Off.	vs. Tennessee, 12/9	21-of-31, 348 yds, 4 TD, 73t lg, 131.5 PR
2002	Michael Bennett, RB	Off.	vs. Green Bay, 11/17	20 att, 130 yds, 62 lg
2002	Daunte Culpepper, QB	Off.	@ New Orleans, 12/15	26-of-36, 312 yds, 5 TD, 7att, 73 yds, 2 TD, 2pt. run
2002	Gary Anderson, K	S.T.	vs. Miami, 12/21	2/2 FG, 2/2 PAT, 53 lg, 8 pts
2003	Corey Chavous, S	Def.	@ Green Bay, 9/7	7 tackles, 2 INT, 2 PD
2003	Lance Johnstone, DE	Def.	vs. Denver, 10/19	3 tackles, 1.5 sacks, INT (TD), 2 PD
2003	Brian Williams, CB	Def.	vs. Detroit, 11/23	4 tackles, 3 INT (1 TD), 3 PD
2004	Daunte Culpepper, QB	Off.	vs. Dallas, 9/12	17-of-23, 242 yds, 5 TD, 63t lg, 147.1 PR
2004	Daunte Culpepper, QB	Off.	vs. Chicago, 9/26	19-of-30, 360 yds, 2 TD, 63 lg, 127.1 PR; 5 att, 13 yds, 1 TD
2004	Daunte Culpepper, QB	Off.	@ New Orleans, 10/17	26-of-37, 425 yds, 5 TD, 46 lg, 125.6 PR
2004	Kevin Williams, DT	Def.	vs. Jacksonville, 11/28	6 tackles, 1 sack, FR (TD)
2004	Daunte Culpepper, QB	Off.	@ Detroit, 12/19	25-of-35, 404 yds, 3 TD, 82t lg, 126.4 PR
2005	Daunte Culpepper, QB	Off.	vs. Green Bay, 10/23	23-of-31, 280 yds, 2 TD, 29 lg, 123.1 PR
2005	Daren Sharper, S	Def.	@ N.Y. Giants, 11/13	4 tackles, 3 INT, 5 PD, 1 TD
2006	Ryan Longwell, K	S.T.	vs. Carolina, 9/17	16-yard TD pass, 3/4 FG, 10 pts
2006	Cedric Griffin, CB	Def.	@ Detroit, 12/10	3 tackles, FF, FR, INT, PD
2007	Adrian Peterson, RB	Off.	@ Chicago, 10/14	20 att., 224 yds, 3 TD, 73t long
2007	Adrian Peterson, RB	Off.	vs. San Diego, 11/4	30 att., 296 yds, 3 TD, 64t long
2007	Dwight Smith, S	Def.	@ N.Y. Giants, 11/25	6 tackles, 2 INT (1 TD), 2 PD
2007	Aundrae Allison, WR	S.T.	vs. Detroit, 12/2	3 KR, 144 yds, 104t long, 1 TD
2008	Antoine Winfield, CB	Def.	@ New Orleans, 10/6	8 tackles, 4 TFL, 1 sack, 1FF, 1 FR, returned blocked FG for TD
2008	Adrian Peterson, RB	Off.	vs. Green Bay, 11/9	30 att., 192 yds, 1 TD, 29t long

2021 VIKINGS

2008	Jared Allen, DE	Def	vs. Chicago, 11/30	9 tackles, 2.5 sacks, 2 QB hurries
2008	Tarvaris Jackson, QB	Off	at Arizona, 12/14	11-of-17, 163 yds, 4 TD, 0 INT, 135.5 rating
2008	Ryan Longwell, K	S.T.	vs. NY Giants, 12/28	2-for-2 FG, 50-yd game-winner, 2-2 PAT
2009	Chad Greenway, LB	Def	at Detroit, 9/20	4 tackles, 2 INT, 1 FR
2009	Percy Harvin, WR/KR	S.T.	vs. San Francisco, 9/27	4 KOR, 180 yards, 101-yard TD
2009	Brett Favre, QB	Off	vs. Green Bay, 10/5	24-of-31, 271 yards, 3 TD, 0 INT, 135.3 rating
2009	Brett Favre, QB	Off	at Green Bay, 11/1	17-of-28, 244 yards, 4 TD, 0 INT, 128.6 rating
2009	Sidney Rice, WR	Off	vs. Detroit, 11/15	7 rec., 201 yards, 28.7 avg., 56 lng
2009	Brett Favre, QB	Off	vs. N.Y. Giants, 1/3/10	25-of-31, 316 yards, 4 TD, 0 INT, 148.7 rating
2010	Adrian Peterson, RB	Off	vs. Detroit, 9/26	23 att., 160 yards, 2 TD, 80t lng
2010	Percy Harvin, WR/KR	S.T.	vs. Dallas, 10/17	3 ret., 134 yards, 1 TD, 44.7 avg., 95t lng
2010	Chris Kluge, P	S.T.	vs. Arizona, 11/7	4 punts, 191 yards, 47.8 avg., 56 lng, 4 inside 20
2010	Antoine Winfield, DB	Def	at Philadelphia, 12/28	9 tkls, 2 sacks, 1 TFL, 1 FF, 1 FR, returned FF/FR for TD
2011	Adrian Peterson, RB	Off	vs. Arizona, 10/9/11	29 att., 122 yards, 3 TD, 24t lng
2012	Blair Walsh, K	S.T.	vs. Jacksonville, 9/9	4-of-4 FGs, OT forcing 55-yard FG, GW 38-yard FG in OT
2012	Adrian Peterson, RB	Off	vs. Arizona, 10/21	23 att., 153 yards, 1 TD, 27 lng
2012	Adrian Peterson, RB	Off	vs. Chicago, 12/9	31 att., 154 yards, 1 TD, 51 lng
2012	Blair Walsh, K	S.T.	at St. Louis, 12/16	5-of-5 FGs, Tied NFL record with 3 50+ yard FGs (50,53,51)
2012	Blair Walsh, K	S.T.	vs. Green Bay, 12/30	3-of-3 FGs, GW 29-yard FG to clinch a playoff berth
2013	Cordarrelle Patterson, WR/KR	S.T.	vs. Green Bay, 10/27	NFL record 109-yard KOR TD, 5 KOR, 228 yards, 1 TD
2013	Blair Walsh, K	S.T.	vs. Green Bay, 11/24	4-of-4 FGs, Game tying 35-yard FG in OT
2014	Anthony Barr, LB	Def	at Tampa Bay, 10/26	9 tkls, 1 sack, 1 FF, returned fumble 27 yards in OT for GW TD
2014	Adam Thielen, WR	S.T.	vs. Carolina, 11/30	Blocked punt and returned 30 yards for TD, 2 STT
2015	Marcus Sherels, PR/CB	S.T.	at Chicago, 11/1	3 PR, 77 yards, 77-yard TD
2015	Linval Joseph, DT	Def	vs. St. Louis, 11/8	10 tkls (7 solo), 0.5 sacks, 3 TFLs and 2 QB hurries
2015	Terence Newman, CB	Def	at Oakland, 11/15	4 tkls, 2 INTs and career-high 5 passes defended
2015	Blair Walsh, K	S.T.	vs. NY Giants, 12/27	5-of-5 FGs and scored 19 points
2015	Everson Griffen, DE	Def	at Green Bay, 1/3/16	6 tkls, 2.0 sacks and a FF that was returned for TD
2016	Eric Kendrick, LB	Def	at Tennessee, 9/11	7 tkls, 1 TFL, 1 PD, 1 INT returned 77 yards for TD
2016	Stefon Diggs, WR	Off	vs. Green Bay, 9/18/1	9 rec., 182 yards, 1 TD
2016	Everson Griffen, DE	Def	at Carolina, 9/25	3.0 sacks, 4 tkls, 3.0 TFL
2016	Xavier Rhodes, CB	Def	vs. Arizona, 11/20	2 INTs, returned 1 for 100yd TD, 3 tkls
2017	Sam Bradford, QB	Off	vs. New Orleans, 9/11	27-of-32, 84.4%, 346 yards, 3 TD, 0 INT, 143.0 rating
2017	Kai Forbath, K	S.T.	vs. Baltimore, 10/22	6-of-6 FGs (52, 51, 43, 43, 34, 32), 18 points
2017	Harrison Smith, S	Def	at Green Bay, 12/23	7 tkls, 2 INT, 1 QBH, 16-0 win 1st Vikings shutout since 1993
2018	Harrison Smith, S	Def	vs. San Francisco, 9/9	8 tkls, 1.0 sack, 2 TFL
2018	Danielle Hunter, DE	Def	vs. Detroit, 11/11	9 tkls, 3.5 sacks, 3 TFL, 1 FR TD (32 yds)
2018	Dalvin Cook, RB	Off	vs. Miami, 12/16	19 att., 136 yards, 2 TDs, 1 rec., 27 yards
2019	Anthony Harris, S	Def	vs. Atlanta, 9/8	2 INTs, 1 FR, 5 tkls
2019	Dan Bailey, K	S.T.	at NY Giants, 10/6	4-of-4 FGs (31, 48, 32, 45), 14 points
2019	Dan Bailey, K	S.T.	vs. Washington, 10/24	4-of-4 FGs (50, 29, 27, 40), 13 points
2019	Dalvin Cook, RB	Off	at Dallas, 11/10	26 att., 97 yards, 1 TD, 7 rec., 86 yards
2019	Danielle Hunter, DE	Def	vs. Detroit, 12/8	7 tkls, 3.0 sacks, 3 TFL, 4 QBH
2019	Dan Bailey, K	S.T.	at LA Chargers, 12/15	4-of-4 FGs (26, 44, 38, 27) 15 points
2020	Mike Boone, RB	S.T.	at Houston, 10/4	1 FF, 1 tkl
2020	Dalvin Cook, RB	Off	at Green Bay, 11/1	30 att., 163 yards, 3 TD, 2 rec., 63 yards, 1 TD
2020	Dalvin Cook, RB	Off	vs. Detroit, 11/8	22 att., 206 yards, 2 TD, 2 rec., 46 yards
2020	Kirk Cousins, QB	Off	vs. Carolina, 11/29	34-of-45, 75.5%, 307 yards, 3 TD, 0 INT, 115.7 rating
2020	Kirk Cousins, QB	Off	at Detroit, 1/3/21	28-of-40, 70.0%, 405 yards, 3 TD, 0 INT, 127.6 rating

VIKINGS ALL-TIME NFL PLAYOFF PLAYERS OF THE WEEK

YEAR	PLAYER	HONOR	ROUND	OPPONENT/PERFORMANCE
1997	Eddie Murray, K	Special Teams	Wild Card	@ NY Giants; 3-3 FG, 2-2 XP, 11 points
1998	Robert Griffith, S	Defense	Divisional	vs. Arizona; 6 tackles, 2 interceptions
1999	Robert Smith, RB	Offense	Wild Card	vs. Dallas; 28 att., 140 yds., 3 rec., 58 yds, 1 TD
2000	Daunte Culpepper, QB	Offense	Divisional	vs. New Orleans; 17-31-302 yds., 3 TDs
2004	Antoine Winfield, CB	Defense	Wild Card	@ Green Bay; 13 tackles, 1 INT, 1 PD



Antoine Winfield helped lead an upset win over Green Bay in the 2004 Wild Card playoffs at Lambeau Field, the 1st playoff meeting between the border rivals.

VIKINGS ALL-TIME NFC PLAYERS OF THE MONTH


YEAR	PLAYER	HONOR	MONTH
1986	Doug Martin, DE	Defense	September
1989	Keith Millard, DT	Defense	October
1989	Chris Doleman, DE	Defense	December
1990	Joey Browner, S	Defense	November
1992	Chris Doleman, DE	Defense	September
1993	Chris Doleman, DE	Defense	Dec./Jan.
1994	Jack Del Rio, LB	Defense	September
1994	Anthony Parker, CB	Defense	October
1994	John Randle, DT	Defense	December
1994	Fuad Reveiz, K	Special Teams	December
1995	Warren Moon, QB	Offense	November
1996	John Randle, DT	Defense	September
1997	Jake Reed, WR	Offense	September
1997	John Randle, DT	Defense	October
1998	Randall Cunningham, QB	Offense	October
1998	Mitch Berger, P	Special Teams	November
1998	John Randle, DT	Defense	December
1999	Mitch Berger, P	Special Teams	September
1999	Cris Carter, WR	Offense	November
1999	John Randle, DT	Defense	December
2000	Robert Smith, RB	Offense	November
2000	Mitch Berger, P	Special Teams	December
2003	Daunte Culpepper, QB	Offense	September
2004	Daunte Culpepper, QB	Offense	October
2005	Chris Kluwe, P	Special Teams	September
2005	Darren Sharper, S	Defense	November
2009	Brett Favre, QB	Offense	November
2011	Jared Allen, DE	Defense	October
2012	Percy Harvin, KR	Special Teams	September
2012	Adrian Peterson, RB	Offense	December
2012	Blair Walsh, K	Special Teams	December
2013	Cordarrelle Patterson, WR/KR	Special Teams	September
2014	Everson Griffen, DE	Defense	October
2015	Adrian Peterson, RB	Offense	November
2017	Everson Griffen, DE	Defense	October
2017	Case Keenum, QB	Offense	November
2019	Kirk Cousins, QB	Offense	October
2020	Dalvin Cook	Offense	November



Keith Millard

VIKINGS ALL-TIME NFL ROOKIES OF THE MONTH

YEAR	PLAYER	HONOR	MONTH
1997	Dwayne Rudd, LB	Defense	December
1998	Randy Moss, WR	Offense	November
2003	Kevin Williams, DT	Defense	December
2007	Adrian Peterson, RB	Offense	September
2007	Adrian Peterson, RB	Offense	October
2009	Percy Harvin, WR	Offense	November
2013	Cordarrelle Patterson, WR	Offense	December
2015	Eric Kendricks, LB	Defense	October



Randall Cunningham



Fuad Reveiz

VIKINGS ALL-TIME HONORS

NFL MVP

1971-Alan Page, DT (AP)
 1975-Fran Tarkenton, QB (AP, NEA, PF, TSN, Maxwell Club)
 1998-Randall Cunningham, QB (Miller Lite, Maxwell Club)
 2008-Adrian Peterson, RB (Maxwell Club)
 2012-Adrian Peterson, RB (AP, Maxwell Club, PF/W/PFWA)

ALL-PRO (ALL 1ST TEAM SELECTIONS EXCEPT DESIGNATED AP-2ND TEAM HONOREES)

1963-Tommy Mason, HB (AP, UPI, NEA)
 1964-Mick Tingelhoff, C (AP, UPI)
 1965-Mick Tingelhoff, C (AP, UPI, NEA), Grady Alderman, T (AP-2)
 1966-Mick Tingelhoff, C (AP, UPI, NEA)
 1967-Mick Tingelhoff, C (UPI, AP-2)
 1968-Mick Tingelhoff, C (AP, UPI, NEA); Carl Eller, DE (AP, UPI, NEA), Paul Krause, S (AP-2)
 1969-Mick Tingelhoff, C (AP, UPI, NEA); Carl Eller, DE (AP, UPI, NEA); Alan Page, DT (UPI); Grady Alderman, T (AP)
 1970-Alan Page, DT (AP, NEA, PFWA); Carl Eller, DE (AP, NEA, PFWA); Mick Tingelhoff, C (PFWA)
 1971-Alan Page, DT (AP, NEA, PFW); Carl Eller, DE (AP, NEA, PFW); Ron Yary, T (AP, NEA, PFW); Paul Krause, DB (NEA)
 1972-Ron Yary, T (AP); Carl Eller, DE (AP-2); Paul Krause, S (AP-2); Alan Page, DT (AP-2)
 1973-Carl Eller, DE (PFWA, AP, NEA); John Gilliam, WR (NEA); Alan Page, DT (AP, PFWA); Fran Tarkenton, QB (NEA); Ron Yary, T (AP, PFWA, NEA)
 1974-Alan Page, DT (PFWA, NEA, AP, PFW); Ed White, C (NEA); Ron Yary, T (PFWA, NEA, AP, PFW); Chuck Foreman, RB (AP-2)
 1975-Chuck Foreman, RB (AP, NEA, PFWA); Paul Krause, S (AP, PFWA); Alan Page, DT (AP, PFWA); Fran Tarkenton, QB (AP, NEA, PFWA); Ed White, C (NEA); Ron Yary, T (AP, NEA, PFWA)
 1976-Ron Yary, T (AP, NEA, PFWA); Chuck Foreman, RB (NEA, AP-2); Alan Page, DT (AP-2)
 1977-Ron Yary, T (AP-2)
 1980-Matt Blair, LB (AP)
 1982-Doug Martin, DE (PFW)
 1984-Jan Stenerud, K (AP-2)
 1986-Tommy Kramer, QB (AP-2)
 1987-Joe Browner, S (AP, NEA, PFW, PFWA); Gary Zimmerman, LB (AP, NEA, PFW, PFWA); Chris Doleman, DE (NEA, AP-2); Keith Millard, DT (AP-2)
 1988-Joe Browner, S (AP, PFWA, PFW, CPFN, TSN, SI); Carl Lee, CB (AP, PFWA, PFW, CPFN, TSN); Keith Millard, DT (AP, PFWA, CPFN, TSN); Gary Zimmerman, T (AP, PFW, CPFN)
 1989-Chris Doleman, DE (AP, CPFN, TSN, PFW); Keith Millard, DT (AP, TSN, SI, PFW); Joe Browner, S (CPFN, AP-2); Randall McDaniel, G (CPFN)
 1990-Joe Browner, S (AP, CPFN, TSN, PFW, PFW, FD, NEA); Randall McDaniel, G (AP, CPFN); Chris Doleman, DE (SI)
 1991-Randall McDaniel, G (AP-2, NEA, TSN, PFW)
 1992-Chris Doleman, DE (AP, FD, FN, PFW, TSN, UPI); Randall McDaniel, G (AP, CPFN, FD, FN, PFW, NEA, TSN); Audrey McMillian, CB (AP, CPFN, FD, PFW, UPI); Gary Zimmerman, T (FN, NEA, UPI); Todd Scott, S (FD, FN, UPI); Harry Newsome, P (FN)
 1993-Randall McDaniel, G (AP, CPFN, PFW, TSN, SI); John Randle, DT (AP, PFW, FD); Chris Doleman, DE (AP-2); Henry Thomas, DT (AP-2)
 1994-Cris Carter, WR (AP, PFW, PFWA, CPFN, FD, TSN, SI, USA); Randall McDaniel, G (AP, PFW, PFWA, CPFN, FD, TSN, USA); John Randle, DT (AP, PFW, PFWA, CPFN, FD, TSN, USA); Foad Revez, K (AP-2, PFW, PFWA, FD, SI)
 1995-Randall McDaniel, G (AP, CPFN, PFW, PFWA); John Randle, DT (AP, CPFN, PFW, PFWA, TSN); Cris Carter, WR (AP-2)
 1996-Cris Carter, WR (SI); Randall McDaniel, G (AP, CPFN, FD, PFWA, PFW, TSN, USA); John Randle, DT (AP, FD, PFW, PFWA, TSN, USA)
 1997-Cris Carter, WR (USA); Randall McDaniel, G (AP-2, TSN, USA); John Randle, DT (AP, PFW, CPFN, TSN); Todd Stuessie, T (AP-2, FD)
 1998-Gary Anderson, K (AP, SI, PFW, CPFN, TSN, FD, USA); Jeff Christy, C (AP-2, SI); Randall Cunningham, QB (AP, SI, PFW, FD, CPFN); Robert Griffith, S (AP-2, TSN, CPFN); Jimmy Hitchcock, CB (CPFN); Randall

McDaniel, G (AP, SI, PFW, CPFN, TSN, FD, USA); Randy Moss, WR (AP, SI, PFW, CPFN, TSN, FD, USA); John Randle, DT (AP, PFW, CPFN, TSN, FD, USA); Todd Stuessie, T (AP-2, SI); Dwayne Rudd, LB (AP-2)
 1999-Mitch Berger, P (AP-2, PFW, CPFN, TSN); Cris Carter, WR (AP, FD, PFW, SI); Jeff Christy, C (PFW); Randall McDaniel, G (USA); Randy Moss, WR (USA); John Randle, DT (USA); Robert Griffith, S (AP-2)
 2000-Daunte Culpepper, QB (USA); Randy Moss, WR (AP, SI, PFW, CPFN, TSN, FD, USA); Robert Smith, RB (AP-2)
 2002-Chris Hovan, DT (AP-2)
 2003-Matt Birk, C (AP-2, TSN); Randy Moss, WR (AP, FD, PFW)
 2004-Kevin Williams, DT (AP, PFW, TSN)
 2005-Darren Sharper, S (PFW, SI, TSN, AP-2)
 2006-Steve Hutchinson, G (AP-2, PFW, TSN); Kevin Williams, DT (AP, PFW, TSN)
 2007-Steve Hutchinson, G (AP, PFW, TSN), Adrian Peterson, RB (AP-2, TSN), Kevin Williams, DT (AP, PFW, TSN); Darren Sharper, S (AP-2); Pat Williams, DT (AP-2); Tony Richardson, FB (AP-2)
 2008-Jared Allen, DE (AP), Steve Hutchinson, G (AP, TSN, PFW), Adrian Peterson RB (AP, TSN, PFW), Kevin Williams DT (AP), Antoine Winfield, CB (AP-2)
 2009-Jared Allen, DE (AP, PFW), Steve Hutchinson G (AP, PFW), Adrian Peterson RB (AP, PFW), Kevin Williams DT (AP, PFW)
 2010-Adrian Peterson, RB (AP-2)
 2011-Jared Allen, DE (AP, PFW/PFWA, TSN)
 2012-Adrian Peterson, RB (AP, PFW/PFWA), Blair Walsh, K (AP, PFW/PFWA); Chad Greenway, LB (AP-2); John Sullivan, C (PFW/PFWA); Jerome Felton, FB (AP-2)
 2013-Cordarelle Patterson, KR (AP, PFW/PFWA); Adrian Peterson, RB (AP-2)
 2014-Adrian Peterson, RB (AP)
 2015-Adrian Peterson, RB (AP, PFWA, TSN); Cordarelle Patterson, KR (AP-2, PFWA/TSN)
 2016-Cordarelle Patterson, KR (AP, PFWA/TSN)
 2017-Everson Griffen, DE (TSN, AP-2); Xavier Rhodes, CB (AP, PFWA, TSN); Harrison Smith, S, (AP, PFWA, TSN); Adam Thielen, WR (AP-2)
 2018-Danielle Hunter, DE (AP, PFWA, TSN); Harrison Smith, S (AP)
 2019-Eric Kendricks, LB (AP); Dalvin Cook, RB (TSN); Danielle Hunter, DE (PFWA)
 2020-Justin Jefferson, WR (AP-2), Dalvin Cook, RB (TSN)

ALL-NFC

1970-Mick Tingelhoff, C (AP); Carl Eller, DE (AP, UPI); Alan Page, DT (AP, UPI); Paul Krause, S (UPI)
 1971-Carl Eller, DE (AP, UPI, TSN); Alan Page, DT (AP, UPI, TSN); Ron Yary, T (AP, UPI, TSN); Bob Grim, WR (UPI, TSN); Paul Krause, DB (UPI, TSN)
 1972-Carl Eller, DE (TSN, AP); Paul Krause, DB (UPI, AP, TSN); Alan Page, DT (UPI, AP, TSN); Fran Tarkenton, QB (UPI, TSN); Ron Yary, T (UPI, AP, TSN)
 1973-Carl Eller, DE (PFWA, AP, UPI, TSN); John Gilliam, WR (UPI, TSN); Paul Krause, S (UPI, TSN, AP, PFWA); Alan Page, DT (PFWA, AP, UPI, TSN); Ron Yary, T (AP, PFWA, TSN, UPI); Bobby Bryant, DB (PFWA)
 1974-Chuck Foreman, RB (AP, UPI, TSN, PFW); Alan Page, DT (AP, UPI, TSN, PFW); Nate Wright, DB (PFW); Ron Yary, T (AP, UPI, TSN, PFW)
 1975-Carl Eller, DE (AP, UPI); Chuck Foreman, RB (AP, UPI); Paul Krause, S (AP, UPI); Alan Page, DT (AP, UPI); Fran Tarkenton, QB (AP, UPI); Ed White, G (AP, UPI); Ron Yary, T (AP, UPI)
 1976-Sammy White, WR (UPI); Ron Yary, T (AP, UPI); Ed White, G (UPI); Fran Tarkenton, QB (UPI); Chuck Foreman, RB (AP, UPI); Alan Page, DT (AP, UPI)
 1977-Matt Blair, LB (TSN); Chuck Foreman, RB (PFW, TSN); Alan Page, DT (UPI); Sammy White, WR (PFW); Ron Yary, T (UPI, PFW, TSN)
 1978-Matt Blair, LB (UPI, PFW); Sammy White, WR (UPI)
 1979-Ahmad Rashad, WR (UPI, PFW, SN); Matt Blair, LB (PFW)
 1980-Matt Blair, LB (UPI); Ahmad Rashad, WR (UPI)
 1981-Joe Senser, TE (UPI)
 1982-Doug Martin, DE (UPI, PFW)

1986-Tommy Kramer, QB (UPI)
 1987-Joe Browner, S (UPI, PFW, FN); Chris Doleman, DE (UPI, PFW, FN); Gary Zimmerman, T (UPI, PFW, FN); Steve Jordan, TE (UPI); Anthony Carter, WR (FN)
 1988-Joe Browner, S (UPI); Carl Lee, CB (UPI); Gary Zimmerman, T (UPI)
 1989-Chris Doleman, DE (UPI, PFW); Keith Millard, DT (UPI, PFW); Randall McDaniel, G (PFW); Joe Browner, S (PFW)
 1990-Joe Browner, S (UPI, FN); Randall McDaniel, G (UPI); Carl Lee, CB (FN); Henry Thomas, DT (FN)
 1993-Randall McDaniel, G (UPI, FN); John Randle, DT (UPI, FN); Chris Doleman, DE (UPI)
 1994-Cris Carter, WR (FN, UPI); Randall McDaniel, G (FN, UPI); John Randle, DT (FN, UPI); Foad Revez, K (FN, UPI); Jack Del Rio, LB (FN)
 1995-Randall McDaniel, G (FN, UPI); David Palmer, PR (FN); John Randle, DT (FN, UPI)
 1996-Randall McDaniel, G (UPI, FN); John Randle, DT (UPI)
 1997-Cris Carter, WR (FN); Randall McDaniel, G (PFW, FN); David Palmer, PR (PFW); John Randle, DT (PFW, USA); Todd Stuessie, T (PFW, FN)
 1998-Gary Anderson, K (FN, PFW); Jeff Christy, C (FN, PFW); Randall Cunningham, QB (FN, PFW); Randall McDaniel, G (FN, PFW); Randy Moss, WR (FN, PFW); John Randle, DT (FN, PFW); Dwayne Rudd, LB (FN); Todd Stuessie, T (PFW)
 1999-Mitch Berger, P (PFW); Cris Carter, WR (PFW); Jeff Christy, C (PFW)
 2000-Matt Birk, C (PFW, FN); Daunte Culpepper, QB (FN, UPI); Randy Moss, WR (PFW, FN); Robert Smith, RB (PFW, FN)
 2002-Randy Moss, WR (PFW)
 2003-Matt Birk, C (PFW); Randy Moss, WR (PFW)
 2004-Daunte Culpepper, QB (PFW); Kevin Williams, DT (PFW)
 2005-Koren Robinson, KR (PFW); Darren Sharper, S (PFW)
 2006-Steve Hutchinson, G (PFW), Pat Williams, DT (PFW)
 2007-Matt Birk, C (PFW), Steve Hutchinson, G (PFW), Adrian Peterson, RB (PFW), Darren Sharper, S (PFW), Kevin Williams, DT (PFW), Pat Williams, DT (PFW)
 2008-Steve Hutchinson, G (PFW), Adrian Peterson, RB (PFW), Kevin Williams, DT (PFW), Antoine Winfield, CB (PFW)
 2009-Adrian Peterson, RB (PFW)
 2010-Adrian Peterson, RB (PFW)
 2011-Jared Allen, DE (PFW)
 2012-Jared Allen, DE (PFWA), Adrian Peterson, RB (PFWA), John Sullivan, C (PFWA), Blair Walsh, K (PFWA)
 2013-Cordarelle Patterson, KR (PFWA)
 2015-Cordarelle Patterson, KR (PFWA), Adrian Peterson, RB (PFWA)
 2016-Cordarelle Patterson, KR (PFWA), Marcus Sherels, PR (PFWA)
 2017-Harrison Smith, S (PFWA)
 2018-Danielle Hunter, DE (PFWA), Harrison Smith, S (PFWA)
 2019-Eric Kendricks, LB (AP)
 2020-Dalvin Cook, RB (PFWA)

NFL COACH OF THE YEAR

1969-Bud Grant (AP, PFW, TSN)
 1992-Dennis Green (Washington Touchdown Club)
 1998-Dennis Green (SI, Maxwell Club)

NFC COACH OF THE YEAR

1992-Dennis Green, (UPI, CPFN)

BERT BELL AWARD (PLAYER OF THE YEAR)

1975-Fran Tarkenton, QB
 1998-Randall Cunningham, QB
 2008-Adrian Peterson, RB
 2012-Adrian Peterson, RB

NFL OFFENSIVE PLAYER OF THE YEAR

1975-Fran Tarkenton, QB (PFW)
 1998-Randall Cunningham, QB (CPFW)
 2012-Adrian Peterson, RB (AP, PFW/PFWA)

NFL DEFENSIVE PLAYER OF THE YEAR

1971-Alan Page, DT (PFW)
 1973-Alan Page, DT (PFW)
 1989-Keith Millard, DT (AP, PFW)

NFC PLAYER OF THE YEAR

1974-Chuck Foreman (TSN)
 1975-Fran Tarkenton (TSN)
 1998-Randall Cunningham, QB (FN)

NFC DEFENSIVE PLAYER OF THE YEAR

1992-Chris Doleman, DE (UPI)
 2011-Jared Allen, DE (TSN)

NFL LINEMAN OF THE YEAR

1973-Alan Page, DT (PFWA)

NFL COMEBACK PLAYER OF THE YEAR

1986-Tommy Kramer, QB (PFW)
 2012-Adrian Peterson, RB (PFW/PFWA)

NFL ROOKIE OF THE YEAR

1963-Paul Flatley, WR (AP, UPI, NEA, TSN)
 1973-Chuck Foreman, RB (AP, PFWA)
 1976-Sammy White, WR (AP, PFWA)
 1998-Randy Moss, WR (TSN, FN, PFW, SI)
 2007-Adrian Peterson, RB (TSN, PFW, SI)
 2009-Percy Harvin, WR/KR (Pepsi)
 2014-Teddy Bridgewater, QB (Pepsi)
 2020-Justin Jefferson, WR (TSN)

NFL OFFENSIVE ROOKIE OF THE YEAR

1973-Chuck Foreman, RB (PFW)
 1976-Sammy White, WR, (PFW, PD)
 1998-Randy Moss, WR (AP, FD, CFWF)
 2007-Adrian Peterson, RB (AP, PFW)
 2009-Percy Harvin, WR/KR (AP, PFW)

NFL DEFENSIVE ROOKIE OF THE YEAR

1994-Dewayne Washington, CB (PFN)

WALTER PAYTON AWARD-NFL MAN OF THE YEAR

1999-Cris Carter
 2010-Madieu Williams

NFL ALUMNI PLAYERS OF THE YEAR

1988-Anthony Carter (WR), Joey Browner (DB)
 1992-Randall McDaniel (OL)
 1994-Cris Carter (WR)
 1998-Gary Anderson (ST), Randall Cunningham (QB), Randy Moss (WR), John Randle (DL)
 2000-Cris Carter (WR), Daunte Culpepper (QB)
 2006-Steve Hutchinson (OL)
 2008-Adrian Peterson (RB)
 2009-Steve Hutchinson (OL), Jared Allen (DL)

NFL ALUMNI CAREER ACHIEVEMENT AWARD

1995-Alan Page

NFC ROOKIE OF THE YEAR

1973-Chuck Foreman, RB (Wheaties, TSN)
 1976-Sammy White, WR (UPI, TSN, NEA)
 1998-Randy Moss, WR (PFWA)

NFC OFFENSIVE ROOKIE OF THE YEAR

1998-Randy Moss, WR (PFWA)

1,000 YARD CLUB

(For the outstanding blocker in the NFL)
 1969-Mick Tingelhoff, C
 1975-Ron Yary, T

GOLDEN TOE AWARD

1994-Fuad Revez
 1998-Gary Anderson
 2012-Blair Walsh

PRO BOWL PLAYERS

1961-Hugh McElhenny, HB; Jerry Reichow, E
 1962-Tommy Mason, HB
 1963-Tommy Mason, HB; Grady Alderman, T; Rip Hawkins, LB
 1964-Tommy Mason, HB; Grady Alderman, T; Mick Tingelhoff, C; Fran Tarkenton, QB, Bill Brown, RB
 1965-Grady Alderman, T; Bill Brown, FB; Fran Tarkenton, QB; Mick Tingelhoff, C
 1966-Paul Flatley, E; Grady Alderman, T; Milt Steue, C; Mick Tingelhoff, C
 1967-Mick Tingelhoff, C; Grady Alderman, T; Bill Brown, FB
 1968-Mick Tingelhoff, C; Bill Brown, FB; Carl Eller, DE; Jim Marshall, DE; Alan Page, DT
 1969-Carl Eller, DE; Joe Kapp, QB; Paul Krause, S; Gary Larsen, DT; Jim Marshall, DE; Alan Page, DT; Gene Washington, WR; Mick Tingelhoff, C
 1970-Fred Cox, K; Carl Eller, DE; Karl Kasulke, S; Gary Larsen, DT; Dave Osborn, HB; Alan Page, DT; Gene Washington, WR
 1971-Carl Eller, DE; Alan Page, DT; Paul Krause, DB; Ron Yary, T; Bob Grim, WR
 1972-John Gilliam, WR; Paul Krause, DB; Alan Page,



Steve Jordan (83), Anthony Carter (81) and Tommy Kramer were all Pro Bowlers during their Vikings careers.

DT, Ron Yary, T

1973-Chuck Foreman, RB; John Gilliam, WR; Paul Krause, S; Alan Page, DT; Jeff Siemon, LB; Ron Yary, T; Carl Eller, DE

1974-Carl Eller, DE; Chuck Foreman, RB; John Gilliam, WR; Paul Krause, S; Alan Page, DT; Fran Tarkenton, QB; Ron Yary, T

1975-Bobby Bryant, DB; Chuck Foreman, RB; John Gilliam, WR; Paul Krause, S; Alan Page, DT; Jeff Siemon, LB; Fran Tarkenton, QB; Ed White, G; Ron Yary, T

1976-Jeff Siemon, LB; Ed White, G; Ron Yary, T; Sammy White, WR; Chuck Foreman, RB; Fran Tarkenton, QB; Alan Page, DT

1977-Matt Blair, LB; Chuck Foreman, RB; Jeff Siemon, LB; Ed White, G; Sammy White, WR; Ron Yary, T

1978-Matt Blair, LB; Ahmad Rashad, WR
 1979-Matt Blair, LB; Ahmad Rashad, WR
 1980-Matt Blair, LB; Ahmad Rashad, WR

1981-Matt Blair, LB; Ahmad Rashad, WR; Joe Senner, TE
 1982-Matt Blair, LB
 1984-Jan Stenerud, K

1985-Joey Browner, special teams

1986-Tommy Kramer, QB; Joey Browner, S; Steve Jordan, TE

1987-Joey Browner, S; Chris Doleman, DE; Scott Studwell, LB; Anthony Carter, WR; Steve Jordan, TE; Gary Zimmerman, T

1988-Joey Browner, S; Chris Doleman, DE; Carl Lee, CB; Keith Millard, DT; Scott Studwell, LB; Anthony Carter, WR; Steve Jordan, TE; Wade Wilson, QB; Gary Zimmerman, T

1989-Joey Browner, S; Chris Doleman, DE; Carl Lee, CB; Keith Millard, DT; Steve Jordan, TE; Randall McDaniel, G; Gary Zimmerman, T; Carl Lee, DE

1990-Joey Browner, S; Chris Doleman, DE; Carl Lee, CB; Steve Jordan, TE; Randall McDaniel, G; Henry Thomas, NT

1992-Chris Doleman, DE; Randall McDaniel, G; Audrey McMillian, CB; Todd Scott, S; Henry Thomas, DT; Gary Zimmerman, T

1993-Cris Carter, WR; Chris Doleman, DE; Randall McDaniel, G; John Randle, DT

1994-Cris Carter, WR; Jack Del Rio, LB; Randall McDaniel, G; Warren Moon, QB; John Randle, DT; Fuad Revez, K

1995-Cris Carter, WR; Randall McDaniel, G; Warren Moon, QB; John Randle, DT

1996-Cris Carter, WR; Randall McDaniel, G; John Randle, DT

1997-Cris Carter, WR; Randall McDaniel, G; John Randle, DT; Todd Steussie, T

1998-Gary Anderson, K; Cris Carter, WR; Jeff Christy, C; Randall Cunningham, QB; Ed McDaniel, LB; Randall McDaniel, G; Randy Moss, WR; John Randle, DT; Robert Smith, RB; Todd Steussie, T

1999-Mitch Berger, P; Cris Carter, WR; Jeff Christy, C; Randall McDaniel, G; Randy Moss, WR

2000-Matt Birk, C; Cris Carter, WR; Daunte Culpepper, QB; Robert Griffith, S; Randy Moss, WR; Robert Smith, RB; Corey Stringer, T

2001-Matt Birk, C; Byron Chamberlain, TE
 2002-Michael Bennett, RB; Randy Moss, WR
 2003-Matt Birk, C; Corey Chavous, S; Daunte Culpepper, QB; Randy Moss, WR

2004-Matt Birk, C; Daunte Culpepper, QB; Kevin Williams, DT
 2005-Koren Robinson, KR; Darren Sharper, S
 2006-Matt Birk, C; Steve Hutchinson, G; Kevin Williams, DT; Pat Williams, DT

2007-Matt Birk, C; Steve Hutchinson, G; Adrian Peterson, RB; Tony Richardson, FB; Darren Sharper, S; Kevin Williams, DT; Pat Williams, DT

2008-Jared Allen, DE; Steve Hutchinson, G; Adrian Peterson, RB; Kevin Williams, DT; Pat Williams, DT; Antoine Winfield, CB

2009-Jared Allen, DE; Heath Farwell, LB; Brett Favre, QB; Percy Harvin, WR/KR; Steve Hutchinson, G; Bryant McKinnie, T; Adrian Peterson, RB; Sidney Rice, WR; Kevin Williams, DT; Antoine Winfield, DB

2010-E.J. Henderson, LB; Adrian Peterson, RB; Kevin Williams, DT; Antoine Winfield, CB

2011-Jared Allen, DE; Chad Greenway, LB
 2012-Jared Allen, DE; Jerome Felton, FB; Chad Greenway, LB; Matt Kalil, T; Adrian Peterson, RB; Kyle Rudolph, TE; Blair Walsh, K

2013-Cordarrelle Patterson, KR; Adrian Peterson, RB
 2015-Anthony Barr, LB; Teddy Bridgewater, QB; Everson Griffen, DE; Adrian Peterson, RB; Harrison Smith, S

2016-Anthony Barr, LB; Everson Griffen, DE; Linal Joseph, DT; Cordarrelle Patterson, KR; Xavier Rhodes, CB; Harrison Smith, S

2017-Anthony Barr, LB; Everson Griffen, DE; Linal Joseph, DT; Xavier Rhodes, CB; Kyle Rudolph, TE; Harrison Smith, S; Adam Thielen, WR

2018-Anthony Barr, LB; Danielle Hunter, DE; Harrison Smith, S; Adam Thielen, WR

2019-Dalvin Cook, RB; Kirk Cousins, QB; Everson Griffen, DE; C.J. Ham, FB; Danielle Hunter, DE; Eric Kendricks, LB; Xavier Rhodes, CB; Harrison Smith, S

2020*-Dalvin Cook, RB; Justin Jefferson, WR
Bold - Starter

*Pro Bowl hosted virtually through Madden NFL 21
 †Did not play

AP-Associated Press; CFWF-College Football Newsweekly; FD-Football Digest; FN-Football News; NEA-Newspaper Enterprise Assoc.; PFW-Pro Football Weekly; PFWA-Pro Football Writers of America; SI-Sports Illustrated; TSN-The Sporting News; UPI-United Press International; USA-USA Today



Joey Browner went to 6 consecutive Pro Bowls for the Vikings from 1985-90.

VIKINGS PRO BOWL HONOREES

MOST PRO BOWL SEASONS


11	Randall McDaniel, G	1989-99
9	Alan Page, DT	1968-76
8	Cris Carter, WR	1993-00
7	Ron Yary, T	1971-77
7	Adrian Peterson, RB	2007-10, '12-13, '15
6	Joey Browner, S	1985-90
6	Matt Blair, LB	1977-82
6	Chris Doleman, DE	1987-90, '92-93
6	Carl Eller, DE	1968-71, '73-74
6	Paul Krause, S	1969, '71-75
6	Steve Jordan, TE	1986-91
6	John Randle, DT	1993-98
6	Mick Tingelhoff, C	1964-69
6	Matt Birk, C	2000-01, '03-04, '06-07
6	Kevin Williams, DT	2004, '06-10

MOST PRO BOWL STARTS

11	Randall McDaniel, G	1989-99
7	Alan Page, DT	1968-71, '73-75
7	Ron Yary, T	1971-77
6	John Randle, DT	1993-98
5	Chris Doleman, DE	1987-90, '92
5	Adrian Peterson, RB	2007-09, '12, '15

VIKINGS PRO BOWL MVPs

Fran Tarkenton, QB	1964
Ahmad Rashad, WR	1978
Randy Moss, WR	1999
Adrian Peterson, RB	2007
Kyle Rudolph, TE	2012



The Vikings had 6 players earn Pro Bowl honors in 1977: Chuck Foreman, Ed White and Sammy White (back row); Ron Yary, Matt Blair and Jeff Siemon (front row).



Fred Cox (#14) was the first Vikings kicker to earn Pro Bowl honors, joining (L-R) Karl Kasulke, Gene Washington, Carl Eller, Gary Larsen, Alan Page and Dave Osborn in 1970.

VIKINGS RETIRED JERSEY NUMBERS

- #10 - QB Fran Tarkenton - Retired October 7, 1979
- #88 - DT Alan Page - Retired September 25, 1988
- #70 - DE Jim Marshall - Retired November 28, 1999
- #77 - T Korey Stringer - Retired November 19, 2001
- #53 - C Mick Tingelhoff - Retired November 25, 2001
- #80 - WR Cris Carter - Retired September 14, 2003



Mick Tingelhoff



Alan Page



Jim Marshall



Korey Stringer



Fran Tarkenton



Cris Carter

WALTER PAYTON NFL MAN OF THE YEAR

A pair of Vikings players have earned the highest honor bestowed upon an NFL player for his work off the field, the Walter Payton Man of the Year award. Cris Carter earned the trophy in 1999 before it was renamed for Payton and Madiue Williams was the recipient in 2010.

- 1999 Cris Carter
- 2010 Madiue Williams

KOREY STRINGER GOOD GUY AWARD

In 2001 the Twin Cities chapter of the Pro Football Writers of America awarded the first Korey Stringer Good Guy Award in honor of the late Vikings lineman. The award is voted on annually by members of the Twin Cities media and presented to the Vikings player who is the most cooperative and has the best attitude with the media.

- | | | |
|----------------------------|----------------------------|---------------------------|
| 2001 Byron Chamberlain, TE | 2008 Bobby Wade, WR | 2015 Captain Munneryn, CB |
| 2002 Matt Birk, C | 2009 Visanthe Shiancoe, TE | 2016 Captain Munneryn, CB |
| 2003 Daunte Culpepper, QB | 2010 Ben Leber, LB | 2017 Adam Thielen, WR |
| 2004 Daunte Culpepper, QB | 2011 Percy Harvin, WR | 2018 Latavious Murray, RB |
| 2005 Koren Robinson, WR | 2012 Chad Greenway, LB | 2019 Anthony Harris, S |
| 2006 Antoine Winfield, CB | 2013 Kevin Williams, DT | 2020 Dalvin Cook, RB |
| 2007 Ben Leber, LB | 2014 Brian Robison, DE | |



ED BLOCK COURAGE AWARD

Each year, the Ed Block Courage Awards honors those National Football League players who exemplify commitments to the principles of sportsmanship and courage. This award is unique in that the recipients are selected solely by a vote of their teammates.

- | | | |
|----------------------------|-----------------------------|----------------------------|
| 1984 Steve Riley, T | 1997 Robert Smith, RB | 2010 Cedric Griffin, CB |
| 1985 Keith Nord, S | 1998 Randall Cunningham, QB | 2011 Anthony Herrera, G |
| 1986 Walker Lee Ashley, LB | 1999 Robert Griffith, S | 2012 Adrian Peterson, RB |
| 1987 Scott Studwell, LB | 2000 Gary Anderson, K | 2013 Kevin Williams, DT |
| 1988 Leo Lewis, WR | 2001 Daunte Culpepper, QB | 2014 Greg Jennings, WR |
| 1989 Jim Gustafson, WR | 2002 Lewis Kelly, G | 2015 Phil Loadholt, T |
| 1990 Gary Zimmerman, T | 2003 Eric Kelly, CB | 2016 Teddy Bridgewater, QB |
| 1991 Terry Allen, RB | 2004 Corey Chavous, S | 2017 Kyle Rudolph, TE |
| 1992 Darrin Nelson, RB | 2005 Koren Robinson, WR | 2018 Everson Griffen, DE |
| 1993 Henry Thomas, DT | 2006 Matt Birk, C | 2019 Linval Joseph, DT |
| 1994 Cris Carter, WR | 2007 Chad Greenway, LB | 2020 Cam Smith, LB |
| 1995 John Randle, DT | 2008 Kenechi Udeze, DE | |
| 1996 Scottie Graham, RB | 2009 E.J. Henderson, LB | |



Kenechi Udeze

VIKINGS COMMUNITY MAN OF THE YEAR

The Vikings long tradition of being active in the community through charitable contributions and activities along with focused attention on youth health, education and welfare is reflected annually when a player is selected to represent the club for the NFL-sponsored Walter Payton Man of the Year award.

- 1996 Cris Carter
- 1997 Cris Carter
- 1998 Cris Carter
- 1999 Cris Carter
- 2000 Robert Griffith
- 2001 Matt Birk
- 2002 Matt Birk
- 2003 Matt Birk
- 2004 Matt Birk
- 2005 Matt Birk
- 2006 Matt Birk
- 2007 Matt Birk
- 2008 Matt Birk
- 2009 E.J. Henderson
- 2010 Madiue Williams
- 2011 Chad Greenway
- 2012 Adrian Peterson
- 2013 John Sullivan
- 2014 Chad Greenway
- 2015 Chad Greenway
- 2016 Chad Greenway
- 2017 Kyle Rudolph
- 2018 Kyle Rudolph
- 2019 Kyle Rudolph
- 2020 Eric Kendricks



Robert Griffith (far right, top photo) joined at a school visit by Orlando Thomas and Korey Stringer. Matt Birk (bottom photo) welcomed a student group to Winter Park.

NFL TEAMS OF THE DECADES

All-Decade Teams chosen by the Pro Football Hall of Fame

1960s ALL-DECADE TEAM

OFFENSE

SE - Del Shofner
SE - Charley Taylor
FL - Gary Collins
FL - Boyd Dowler
TE - John Mackey
T - Bob Brown
T - Forrest Gregg
T - Ralph Neely
G - Gene Hickerson
G - Jerry Kramer
G - Howard Mudd

G - Jim Ringo
QB - Sonny Jurgenson
QB - Bart Starr
QB - Johnny Unitas
HB - John David Crow
HB - Paul Hornung
HB - LeRoy Kelly
HB - Gale Sayers
FB - Jim Brown
FB - Jim Taylor
K - Jim Bakken
K - Jim Bakken

DEFENSE

DE - Doug Atkins
DE - Willie Davis
DE - Deacon Jones
DT - Alex Karras
DT - Bob Lilly
DT - Merlin Olsen
LB - Dick Butkus
LB - Larry Morris
LB - Ray Nitschke
LB - Tommy Nobis
LB - Dave Robinson
CB - Herb Adderly
CB - Lem Barney
CB - Bobby Boyd
S - Willie Wood
S - Eddie Meador
S - Larry Wilson

SPECIALISTS

P - Don Chandler

1970s ALL-DECADE TEAM

OFFENSE

WR - Harold Carmichael
WR - Drew Pearson
WR - Lynn Swann
WR - Paul Warfield
TE - Dave Casper
TE - Charlie Sanders
T - Dan Dierdorf
T - Art Shell
T - Rayfield Wright

T - RON YARY

G - Joe DeLamielleure
G - John Hannah
G - Larry Little
G - Gene Upshaw
C - Jim Langer
C - Mike Webster
QB - Terry Bradshaw
QB - Ken Stabler
QB - Roger Staubach
RB - Earl Campbell
RB - Franco Harris
RB - Walter Payton
RB - O.J. Simpson
K - Garo Yepremian
K - Jim Bakken

DEFENSE

DE - CARL ELLER
DE - L.C. Greenwood
DE - Harvey Martin
DE - Jack Youngblood
DT - Joe Greene
DT - Bob Lilly
DT - Merlin Olsen

DT - ALAN PAGE

LB - Bobby Bell
LB - Robert Brazile
LB - Dick Butkus
LB - Jack Ham
LB - Ted Hendricks
LB - Jack Lambert
CB - Willie Brown
CB - Jimmy Johnson
CB - Roger Wehrli
CB - Louis Wright
S - Dick Anderson
S - Cliff Harris
S - Ken Houston
S - Larry Wilson

SPECIALISTS

P - Ray Guy

1980s ALL-DECADE TEAM

OFFENSE

WR - Jerry Rice
WR - Steve Largent
WR - James Lofton
WR - Art Monk
TE - Kellen Winslow
TE - Ozzie Newsome
T - Anthony Munoz
T - Jim Covert

T - GARY ZIMMERMAN

T - Joe Jacoby
G - John Hannah
G - Russ Grimm
G - Bill Fralic
G - Mike Munchak
C - Dwight Stephenson
C - Mike Webster
QB - Joe Montana
QB - Dan Fouts
RB - Walter Payton
RB - Eric Dickerson
RB - Roger Craig
RB - John Riggins

DEFENSE

DE - Reggie White
DE - Howie Long
DE - Lee Roy Selmon
DE - Bruce Smith
DT - Randy White
DT - Dan Hampton
DT - Dave Butz

DT - KEITH MILLARD

LB - Mike Singletary
LB - Lawrence Taylor
LB - Ted Hendricks
LB - Jack Lambert
LB - Andre Tippett
LB - John Anderson
LB - Carl Banks
CB - Mike Haynes
CB - Mel Blount
CB - Frank Minnifield
CB - Lester Hayes
S - Ronnie Lott
S - Kenny Easley
S - Deron Cherry
S - JOEY BROWNER
S - Nolan Cromwell

SPECIALISTS

P - Sean Landeta
P - Reggie Roby
K - Morten Andersen
K - Gary Anderson
K - Eddie Murray
PR - Billy Johnson
PR - John Taylor
KR - Mike Nelms
KR - Rick Upchurch



CARL ELLER



GARY ZIMMERMAN



KEITH MILLARD



JOEY BROWNER



NFL TEAMS OF THE DECADES

****All-Decade Teams chosen by the Pro Football Hall of Fame****

1990s ALL-DECADE TEAM

OFFENSE

WR - CRIS CARTER

WR - Jerry Rice
WR - Tim Brown
WR - Michael Irvin
TE - Shannon Sharpe
TE - Ben Coates
T - William Roaf

T - GARY ZIMMERMAN

T - Tony Boselli
T - Richmond Webb
G - Bruce Matthews
G - **RANDALL McDANIEL**
G - Larry Allen
G - Steve Wisniewski
C - Dermontti Dawson

C - Mark Stepnoski

QB - John Elway

QB - Brett Favre

RB - Barry Sanders

RB - Emmitt Smith

RB - Terrell Davis

RB - Thurman Thomas

DEFENSE

DE - Bruce Smith
DE - Reggie White

DE - CHRIS DOLEMAN

DE - Neil Smith

DT - Cortez Kennedy

DT - JOHN RANDLE

DT - Warren Sapp
DT - Bryant Young

LB - Kevin Greene

LB - Junior Seau

LB - Derrick Thomas

LB - Cornelius Bennett

LB - Hardy Nickerson

LB - Levon Kirkland

CB - Deion Sanders

CB - Rod Woodson

CB - Darrell Green

CB - Aeneas Williams

S - Steve Atwater

S - LeRoy Butler

S - Carnell Lake

S - Ronnie Lott

SPECIALISTS

P - Darren Bennett

P - Sean Landeta

K - Morten Andersen

K - GARY ANDERSON

PR - Deion Sanders

PR - Mel Gray

KR - Michael Bates

KR - Mel Gray

2000s ALL-DECADE TEAM

OFFENSE

WR - RANDY MOSS

WR - Marvin Harrison
WR - Torry Holt
WR - Terrell Owens
TE - Tony Gonzalez
TE - Antonio Gates
T - Walter Jones

T - Jonathan Ogden

T - Orlando Pace

T - Willie Roaf

G - Alan Faneca

G - STEVE HUTCHINSON

G - Larry Allen

G - Will Shields

C - Kevin Mawae

C - Olin Kreutz

QB - Tom Brady

QB - Peyton Manning

RB - LaDainian Tomlinson

RB - Edgerrin James

RB - Shaun Alexander

RB - Jamal Lewis

FB - Lorenzo Neal

DEFENSE

DE - Dwight Freeney

DE - Michael Strahan

DE - Julius Peppers

DE - Jason Taylor

DT - Warren Sapp

DT - Richard Seymour

DT - La'Roi Glover

DT - KEVIN WILLIAMS

LB - Derrick Brooks

LB - Ray Lewis

LB - Brian Urlacher

LB - Joey Porter

LB - Zach Thomas

LB - DeMarcus Ware

CB - Champ Bailey

CB - Charles Woodson

CB - Ronde Barber

CB - Ty Law

S - Darren Sharper

S - Ed Reed

S - Brian Dawkins

S - Troy Polamalu

SPECIALISTS

P - Shane Lechler

P - Brian Moorman

K - Adam Vinatieri

K - David Akers

PR - Dante Hall

PR - Devin Hester

KR - Josh Cribbs

KR - Dante Hall

2010s ALL-DECADE TEAM

OFFENSE

WR - Antonio Brown

WR - Larry Fitzgerald

WR - Calvin Johnson

WR - Julio Jones

TE - Rob Gronkowski

TE - Travis Kelce

T - Jason Peters

T - Tyron Smith

T - Joe Staley

T - Joe Thomas

G - Jahri Evans

G - Logan Mankins

G - Zach Martin

G - Marshal Yanda

C - Alex Mack

C - Maurkice Pouncey

QB - Tom Brady

QB - Aaron Rodgers

RB - ADRIAN PETERSON

RB - Frank Gore

RB - Marshawn Lynch

RB - LeSean McCoy

Flex - Darren Sproles

DEFENSE

DE - Calais Campbell

DE - Cameron Jordan

DE - Julius Peppers

DE - J.J. Watt

DT - Geno Atkins

DT - Fletcher Cox

DT - Aaron Donald

DT - Ndamukong Suh

LB - Chandler Jones

LB - Luke Kuechly

LB - Khalil Mack

LB - Von Miller

LB - Bobby Wagner

LB - Patrick Willis

CB - Patrick Peterson

CB - Darrelle Revis

CB - Richard Sherman

S - Eric Berry

S - Earl Thomas

S - Eric Weddle

DB - Chris Harris

DB - Tyrann Mathieu

SPECIALISTS

P - Johnny Hecker

P - Shane Lechler

K - Stephen Gostkowski


K - Justin Tucker

PR - Tyreek Hill


PR - Darren Sproles

KR - CORDARRELLE PATTERSON

KR - Devin Hester



STEVE HUTCHINSON



KEVIN WILLIAMS




JOHN RANDLE



GARY ANDERSON

HOMES OF THE VIKINGS



The Vikings played their home games for 21 seasons (1961-81) at Metropolitan Stadium and for 32 seasons (1982-2013) at Mall of America Field at the Hubert H. Humphrey Metrodome. The Vikings then moved outdoors to the campus of the University of Minnesota for 2 seasons (2014-15) while U.S. Bank Stadium was being constructed. Ground breaking for the new facility took place in December 2013 and the Vikings played the 1st game there in the 2016 preseason opener on August 28 vs. San Diego. U.S. Bank Stadium hosted Super Bowl LII and the 2019 NCAA Men's Final Four.

The Vikings have called four stadiums "home" in their 59-season history: Metropolitan Stadium in Bloomington, Mall of America Field at the Hubert H. Humphrey Metrodome in Minneapolis, TCF Bank Stadium on the campus of the University of Minnesota and U.S. Bank Stadium, located on the same site as the Metrodome in Minneapolis. On Sept. 10, 1961, the Vikings played their first-ever home game, a 21-17 preseason loss to the L.A. Rams at Metropolitan Stadium. Over 21 seasons the Vikings compiled a 97-59-4 record, including playoffs, at Met Stadium and possessed one of the most dominant home field advantages in professional football. On Dec. 20, 1981, the Vikings played the last game at the Met, a 10-6 loss to the Kansas City Chiefs. Capacity of the Met was 48,446 in the stadium's final year. The Vikings played their last season in the Metrodome in 2013 after the passage of a new stadium bill. The new Vikings stadium, U.S. Bank Stadium, was built on the Metrodome site with the Vikings playing their home games on the University of Minnesota's campus at TCF Bank Stadium from 2014-15.

The Vikings moved indoors in 1982 to the Metrodome in downtown Minneapolis. Seating capacity for the Metrodome was 64,134. In 32 seasons at the Metrodome the Vikings owned a 168-92 record, which includes a 6-4 mark in NFL playoff action. The 2013 season marked 32nd campaign in the Metrodome, 11 seasons longer than the Vikings played at Metropolitan Stadium. The Metrodome had been host to many marquee sporting events, including Super Bowl XXVI, the 1987 and 1991 World Series, the 1985 Major League Baseball All-Star Game, the 1992 and 2001 NCAA Final Four basketball tournaments and the 1998 NFC Championship Game. The Metrodome also hosted NCAA Men's Basketball Regionals in 2000, 2003 and 2005.

During their two-year stay at TCF Bank Stadium, which has a capacity of 54,000, the Vikings had an 11-5 regular season record, giving them the highest win percentage all-time among teams in a temporary stadium and became the only team to secure a playoff berth while playing in a temporary stadium. The final game played at TCF Bank Stadium, a Wild Card Playoff game vs. Seattle (1/10/16) was the coldest game in Vikings history and the 3rd-coldest game in NFL history with a kickoff temperature of minus-6 Fahrenheit.

U.S. Bank Stadium hosted the first regular season game on Sept. 18, 2016 in prime time matchup vs. Green Bay, a 17-14 Vikings win. Vikings TE Kyle Rudolph scored the 1st TD for the club in their new home on a pass from Sam Bradford against the Packers. The 1st playoff game in the stadium was one for the ages, a 29-24 win over New Orleans in the Divisional Round with the winning TD coming on a 61-yard pass to Stefon Diggs on the final play of the game. The Packers game on 12/23/19 drew a record home crowd of 67,157.

Metropolitan Stadium

First Vikings Regular Season Game: vs. Chicago (9/17/61), 37-13 Vikings win
Total Vikings Home Record at Met Stadium: 97-59-4 (.606), 160 games (regular season/playoffs)

Mall of America Field at the Hubert H. Humphrey Metrodome

First Vikings Regular Season Game: vs. Tampa Bay (9/12/82), 17-10 Vikings win
Total Vikings Home Record at Metrodome: 168-92-0 (.646), 260 games (regular season/playoffs)

TCF Bank Stadium

First Vikings Regular Season Game: vs. Chicago Bears (12/20/10), 40-14 Vikings loss
Total Vikings Home Record at TCF Bank Stadium: 11-7 (.611), 18 games (regular season/playoffs)

U.S. Bank Stadium

First Vikings Regular Season Game: Green Bay Packers (9/18/16), 17-14 Vikings win
Total Vikings Home Record at U.S. Bank Stadium: 27-14 (.658), 41 games (regular season/playoffs)

EXTRA POINTS



VIKINGS TRAINING CAMP TRADITION

The Minnesota Vikings hold their summer US Bank Vikings Training Camp at Twin Cities Orthopedics Performance Center in Eagan. A new tradition began in 2018, the 1st season the club stayed at home for camp. In 2018, the Vikings welcomed Jacksonville for two days of joint practices prior to their preseason game and in 2021 Denver will come to town.



In 2021, the 62nd season of Vikings football kicks off with the start of Training Camp in late July. The team spent 1961-65 on the campus of Bemidji State in northern Minnesota before moving south to Mankato from 1966-2017. The state-of-the-art TCO Performance Center features 4 grass outdoor fields, an indoor field and an artificial surface field at TCO Stadium. The new facility and camp can accommodate 5,000 fans daily.



The Vikings hold training camp at TCO Performance Center (2018-) after spending their summers on the campus of Bemidji State University (1961-65) and Minnesota State University (1966-2017).

MINNESOTA VIKINGS RADIO NETWORK

VOICES OF THE VIKINGS

Entering his 20th season in 2021 as the Vikings radio play-by-play voice is KFAN radio mid-day personality Paul Allen. Joining Allen as the color commentator is former Vikings LB and coach Pete Berlich.

Allen's run started as the Vikings Internet webcast play-by-play voice during the 2000 season and called one Vikings game during the 2001 season. He has become the "Voice of the Vikings."

Berlich returns for his 16th season with the broadcasts in 2021 and brings a decade of NFL experience from the field and sideline. A 7th-round draft pick by the Vikings in 1994, Berlich overcame the odds and played for the team from 1995-2000. A standout special teamer, Berlich parlayed his knowledge of the game into a coaching job with the team from 2002-05.

Joining Allen and Berlich from the sidelines will be former Vikings punter Greg Coleman. Coleman punted for the Vikings from 1978-87 and is the team's all-time leader in punts (721) and punting yards (29,391). He also ranks 2nd in punts inside the 20-yard line (154).

Entering his 6th season as part of the Vikings Radio Network broadcast, former Vikings LB Ben Leber reports on the game from the sideline and joins with a player in the postgame segment. Leber played for the Vikings from 2006-10 and has been a regular contributor to KFAN and VEN.



Pete Berlich, Paul Allen, Greg Coleman and Ben Leber

KFAN-FM (100.3) and KTLK-AM (1130 AM) serve as the flagship stations for the Minnesota Vikings Radio Network, which includes outlets in five states.

MINNESOTA

MARKET	STATION	FREQUENCY
Twin Cities	KFAN-FM	100.3
Twin Cities	KTLK-AM	1130
Ada	KRJB-FM	106.5
Aitkin	KKIN-FM	94.3
Albert Lea	KOPR-FM	96.1
Alexandria	KIKV-FM	100.7
Bagley/Fosston	KKCQ-FM	96.7
Benson	KSCR-FM	93.5
Bemidji	KBUN-AM	1450
Blue Earth	KBEW-FM	98.1
Brainerd	KBLB-FM	93.3
Brainerd	KBLB-AM	1380
Crookston	KROX-FM	105.7
Dassel-Hutch	KARP-FM	106.9
Detroit Lakes	KBOT-FM	104.1
Detroit Lakes	KDLM-AM	1340
Duluth	WEBC-AM	560
Duluth	WWAX-FM	92.1
Ely	WELY-AM	1450
Eveleth	KRBT-AM	1340
Fergus Falls	KBRF-AM	1250
Fergus Falls	KZCR-FM	103.3
Grand Rapids	KMFY-FM	96.9
Glencoe	KGLB-AM	1310
Hibbing	WMNT-AM	650
Int'l Falls	KSDM-FM	104.1
Jackson	KRAQ-FM	105.7
Marshall	KARL-FM	105.1
Mankato	KYSM-AM	1230
Mankato	KXLP-FM	94.1
Morris	KKOK-FM	95.7
New Ulm	KNUJ-FM	107.3
Pine City	WCMP-FM	100.9
Rochester	KRCH-FM	101.7
Rochester	KFAN-AM	1270
Saint Cloud	WJON-AM	1240
Saint Cloud	KXXS-AM	1390
Thief River	KTRF-AM	1230
Wabasha	WBHA-AM	1190
Wadena	KKWS-FM	105.9

Willmar	KWLM-AM	1340
Worthington	KWOA-AM	730

IOWA

Cedar Rapids	WMT-AM	600
Des Moines	KXNO-AM	1460
Mason City	KLKK-FM	103.7
Sioux City	KMNS-AM	620
Spencer	KICD-AM	1240

NORTH DAKOTA

Bismark	KFYR-AM	520
Devils Lake	KDLR-AM	1240
Dickinson	KLTC-AM	1460
Fargo	KRWK-FM	101.9
Fargo	KVOX-AM	740
Jamestown	KXGT-FM	98.3
Lisbon	KQLX-FM	106.1
Minot	KRRZ-AM	1390
Oakes	KDDR-AM	1220
Valley City	KOVC-AM	1490
Williston	KEYZ-AM	660

SOUTH DAKOTA

Aberdeen	KMOM-FM	105.5
Mobridge	KMLO-FM	100.7
Pierre	KPLO-FM	94.5
Sisseton	KBWS-FM	102.9
Sioux Falls	KWSN-AM	1230
Watertown	KPHR-FM	106.3
Yankton	WNAX-AM	570

WISCONSIN

Eau Claire	WMEQ-AM	880
Rice Lake	WKFX-FM	99.1

VIKINGS ENTERTAINMENT NETWORK KEEPS FANS IN THE GAME

Vikings Entertainment Network (VEN) is the umbrella for all Vikings content and entertainment initiatives including Preseason TV, team TV shows, Vikings.com, social media, in-stadium programming as well as the Minnesota Vikings Cheerleaders (MVC), Skol Line Drum Team and Viktor the Viking.

The VEN move into Twin Cities Orthopedics Performance Center and the TCO Studios enables the Vikings to connect with fans like never before, including through a live studio show.

The prime space inside Twin Cities Orthopedics Performance Center provides various settings for different types of content, an expansion of the already robust lineup of offerings from Vikings Entertainment Network and new content.

Vikings Vice President of Content and Production Bryan Harper said that VEN and the Vikings organization are excited about the content opportunities inside the state-of-the-art TCO Studios.

"Vikings fans have consistently engaged with the inside access that VEN strives to provide, and we have a responsibility to continue to meet or exceed their programming demands," Harper said. "With the opening of TCO Studios, we are excited about the new opportunities to deliver meaningful content to our fans."

The TCO Studios 1,750-square-foot main studio space features four scenic arrangements.

1. The main desk is positioned in front of a 3X3 video wall for traditional broadcasts.
2. An informal area for more relaxed content is positioned in front of a 2X2 video wall.
3. A social/interactive area features an 86-inch touchscreen.
4. A stand-up area features three vertical screens that can be combined.

TCO Studios' main space can connect with the auditorium that is used by the Vikings for team meetings by raising an operable acoustic wall. This versatility creates an incredible set-up for the live show and allows TCO Studios to operate as a stage for other special events.

In addition to television programming that continues to be produced in partnership with FOX 9 KMSP and Fox Sports North, Harper said fans can expect an increase in player-centric features, in-season daily streaming content, videos on social media and podcast offerings.





MINNESOTA VIKINGS PARTNERS

NAMING RIGHTS



FOUNDING PARTNERS



SIGNIFICANT PARTNERS



2021 NATIONAL FOOTBALL LEAGUE SCHEDULE

ALL TIMES CENTRAL

* Subject to flex scheduling

REGULAR SEASON WEEK 1

THURSDAY, SEPTEMBER 9

Dallas at Tampa Bay 7:20

SUNDAY, SEPTEMBER 12

Minnesota at Cincinnati Noon

Philadelphia at Atlanta Noon

Pittsburgh at Buffalo Noon

NY Jets at Carolina Noon

San Francisco at Detroit Noon

Jacksonville at Houston Noon

Seattle at Indianapolis Noon

Arizona at Tennessee Noon

LA Chargers at Washington Noon

Cleveland at Kansas City 3:25

Miami at New England 3:25

Green Bay at New Orleans 3:25

Denver at NY Giants 3:25

Chicago at LA Rams 7:20

Monday, September 13

Baltimore at Las Vegas 7:15

REGULAR SEASON WEEK 2

THURSDAY, SEPTEMBER 16

NY Giants at Washington 7:20

SUNDAY, SEPTEMBER 19

Minnesota at Arizona 3:05

New Orleans at Carolina Noon

Cincinnati at Chicago Noon

Houston at Cleveland Noon

LA Rams at Indianapolis Noon

Denver at Jacksonville Noon

Buffalo at Miami Noon

New England at NY Jets Noon

San Francisco at Philadelphia Noon

Las Vegas at Pittsburgh Noon

Atlanta at Tampa Bay 3:05

Dallas at LA Chargers 3:25

Tennessee at Seattle 3:25

Kansas City at Baltimore 7:20

Monday, September 20

Detroit at Green Bay 7:15

REGULAR SEASON WEEK 3

THURSDAY, SEPTEMBER 23

Carolina at Houston 7:20

SUNDAY, SEPTEMBER 26

Seattle at Minnesota 3:25

Washington at Buffalo Noon

Chicago at Cleveland Noon

Baltimore at Detroit Noon

Arizona at Jacksonville Noon

LA Chargers at Kansas City Noon

New Orleans at New England Noon

Atlanta at NY Giants Noon

Cincinnati at Pittsburgh Noon

Indianapolis at Tennessee Noon

NY Jets at Denver 3:05

Miami at Las Vegas 3:05

Tampa Bay at LA Rams 3:25

Green Bay at San Francisco 7:20

Monday, September 27

Philadelphia at Dallas 7:15

REGULAR SEASON WEEK 4

THURSDAY, SEPTEMBER 30

Jacksonville at Cincinnati 7:20

SUNDAY, OCTOBER 3

Cleveland at Minnesota Noon

Washington at Atlanta Noon

Houston at Buffalo Noon

Detroit at Chicago Noon

Carolina at Dallas Noon

Indianapolis at Miami Noon

NY Giants at New Orleans Noon

Tennessee at NY Jets Noon

Kansas City at Philadelphia Noon

Arizona at LA Rams 3:05

Seattle at San Francisco 3:05

Baltimore at Denver 3:25

Pittsburgh at Green Bay 3:25

Tampa Bay at New England 7:20

Monday, October 4

Las Vegas at LA Chargers 7:15

REGULAR SEASON WEEK 5

THURSDAY, OCTOBER 7

LA Rams at Seattle 7:20

SUNDAY, OCTOBER 10

Detroit at Minnesota Noon

NY Jets at Atlanta Noon

Philadelphia at Carolina Noon

Green Bay at Cincinnati Noon

New England at Houston Noon

Tennessee at Jacksonville Noon

Denver at Pittsburgh Noon

Miami at Tampa Bay Noon

New Orleans at Washington Noon

Cleveland at LA Chargers 3:05

Chicago at Las Vegas 3:05

San Francisco at Arizona 3:25

NY Giants at Dallas 3:25

Buffalo at Kansas City 7:20*

Monday, October 11

Indianapolis at Baltimore 7:15

REGULAR SEASON WEEK 6

THURSDAY, OCTOBER 14

Tampa Bay at Philadelphia 7:20

SUNDAY, OCTOBER 17

Minnesota at Carolina Noon

Miami at Jacksonville (London) 8:30 am

LA Chargers at Baltimore Noon

Green Bay at Chicago Noon

Cincinnati at Detroit Noon

Houston at Indianapolis Noon

LA Rams at NY Giants Noon

Kansas City at Washington Noon

Arizona at Cleveland 3:05

Las Vegas at Denver 3:25

Dallas at New England 3:25

Seattle at Pittsburgh 7:20*

Monday, October 18

Buffalo at Tennessee 7:15

BYES: Atlanta, New Orleans, NY Jets, San Francisco

REGULAR SEASON WEEK 7

THURSDAY, OCTOBER 21

Denver at Cleveland 7:20

SUNDAY, OCTOBER 24

Cincinnati at Baltimore Noon

Washington at Green Bay Noon

Atlanta at Miami Noon

NY Jets at New England Noon

Carolina at NY Giants Noon

Kansas City at Tennessee Noon

Detroit at LA Rams Noon

Philadelphia at Las Vegas 3:05

Houston at Arizona 3:25

Chicago at Tampa Bay 3:25

Indianapolis at San Francisco 7:20*

Monday, October 25

New Orleans at Seattle 7:15

BYES: Minnesota, Buffalo, Dallas, Jacksonville, LA Chargers, Pittsburgh

REGULAR SEASON WEEK 8

THURSDAY, OCTOBER 28

Green Bay at Arizona 7:20

SUNDAY, OCTOBER 31

Dallas at Minnesota 7:20*

Carolina at Atlanta Noon

Miami at Buffalo Noon

San Francisco at Chicago Noon

Pittsburgh at Cleveland Noon

Philadelphia at Detroit Noon

LA Rams at Houston Noon

Tennessee at Indianapolis Noon

Cincinnati at NY Jets Noon

New England at LA Chargers 3:05

Jacksonville at Seattle 3:05

Washington at Denver 3:25

Tampa Bay at New Orleans 3:25

Monday, November 1

NY Giants at Kansas City 7:15

BYES: Baltimore, Las Vegas

REGULAR SEASON WEEK 9

THURSDAY, NOVEMBER 4

NY Jets at Indianapolis 7:20

SUNDAY, NOVEMBER 8

Minnesota at Baltimore Noon

New England at Carolina Noon

Cleveland at Cincinnati Noon

Denver at Dallas Noon

Buffalo at Jacksonville Noon

Houston at Miami Noon

Atlanta at New Orleans Noon

Las Vegas at NY Giants Noon

LA Chargers at Philadelphia 3:05

Green Bay at Kansas City 3:25

Arizona at San Francisco 3:25

Tennessee at LA Rams 7:20*

Monday, November 8

Chicago at Pittsburgh 7:15

BYES: Detroit, Seattle, Tampa Bay, Washington

REGULAR SEASON WEEK 10

THURSDAY, NOVEMBER 11

Baltimore at Miami 7:20

SUNDAY, NOVEMBER 14

Minnesota at LA Chargers 3:05

Atlanta at Dallas Noon

Jacksonville at Indianapolis Noon

Cleveland at New England Noon

Buffalo at NY Jets Noon

Detroit at Pittsburgh Noon

New Orleans at Tennessee Noon

Tampa Bay at Washington Noon

Carolina at Arizona 3:05

Philadelphia at Denver 3:25

Seattle at Green Bay 3:25

Kansas City at Las Vegas 7:20*

Monday, November 15

LA Rams at San Francisco 7:15

BYES: Chicago, Cincinnati, Houston, NY Giants

REGULAR SEASON WEEK 11**THURSDAY, NOVEMBER 18**

New England at Atlanta 7:20

SUNDAY, NOVEMBER 21**Green Bay at Minnesota** Noon

Indianapolis at Buffalo Noon

Washington at Carolina Noon

Baltimore at Chicago Noon

Detroit at Cleveland Noon

San Francisco at Jacksonville Noon

Miami at NY Jets Noon

New Orleans at Philadelphia Noon

Houston at Tennessee Noon

Cincinnati at Las Vegas 3:05

Dallas at Kansas City 3:25

Arizona at Seattle 3:25

Pittsburgh at LA Chargers 7:20*

MONDAY, NOVEMBER 22

NY Giants at Tampa Bay 7:15

BYES: Denver, LA Rams**REGULAR SEASON WEEK 12****THURSDAY, NOVEMBER 25**

Chicago at Detroit 11:30

Las Vegas at Dallas 3:30

Buffalo at New Orleans 7:20

SUNDAY, NOVEMBER 28**Minnesota at San Francisco** 3:25

Pittsburgh at Cincinnati Noon

NY Jets at Houston Noon

Tampa Bay at Indianapolis Noon

Atlanta at Jacksonville Noon

Carolina at Miami Noon

Tennessee at New England Noon

Philadelphia at NY Giants Noon

LA Chargers at Denver 3:05

LA Rams at Green Bay 3:25

Cleveland at Baltimore 7:20*

MONDAY, NOVEMBER 29

Seattle at Washington 7:15

BYES: Arizona, Kansas City**REGULAR SEASON WEEK 13****THURSDAY, DECEMBER 2**

Dallas at New Orleans 7:20

SUNDAY, DECEMBER 5**Minnesota at Detroit** Noon

Tampa Bay at Atlanta Noon

Arizona at Chicago Noon

LA Chargers at Cincinnati Noon

Indianapolis at Houston Noon

Denver at Kansas City Noon

NY Giants at Miami Noon

Philadelphia at NY Jets Noon

Washington at Las Vegas 3:05

Jacksonville at LA Rams 3:25

Baltimore at Pittsburgh 3:25

New England at Seattle 7:20 *

MONDAY, DECEMBER 6

New England at Buffalo 7:15

BYES: Carolina, Cleveland, Green Bay, Tennessee**REGULAR SEASON WEEK 14****THURSDAY, DECEMBER 9****Pittsburgh at Minnesota** 7:20**SUNDAY, DECEMBER 12**

Atlanta at Carolina Noon

San Francisco at Cincinnati Noon

Baltimore at Cleveland Noon

Seattle at Houston Noon

Las Vegas at Kansas City Noon

New Orleans at NY Jets Noon

Jacksonville at Tennessee Noon

Dallas at Washington Noon

Detroit at Denver 3:05

NY Giants at LA Chargers 3:05

Buffalo at Tampa Bay 3:25

Chicago at Green Bay 7:20*

MONDAY, DECEMBER 13

LA Rams at Arizona 7:15

BYES: Indianapolis, Miami, New England, Philadelphia**REGULAR SEASON WEEK 15****THURSDAY, DECEMBER 16**

Kansas City at LA Chargers 7:20

SATURDAY, DECEMBER 18

Carolina at Buffalo TBA/Sat-Sun

Las Vegas at Cleveland TBA/Sat-Sun

New England at Indianapolis... TBA/Sat-Sun

NY Jets at Miami TBA/Sat-Sun

Washington at Philadelphia... TBA/Sat-Sun

SUNDAY, DECEMBER 19

Green Bay at Baltimore Noon

Arizona at Detroit Noon

Houston at Jacksonville Noon

Dallas at NY Giants Noon

Tennessee at Pittsburgh Noon

Cincinnati at Denver 3:05

Atlanta at San Francisco 3:05

Seattle at LA Rams 3:25

New Orleans at Tampa Bay 7:20*

MONDAY, DECEMBER 20**Chicago at Minnesota** 7:15**REGULAR SEASON WEEK 16****THURSDAY, DECEMBER 23**

San Francisco at Tennessee 7:20

SATURDAY, DECEMBER 25

Cleveland at Green Bay 3:30

Indianapolis at Arizona 7:15

SUNDAY, DECEMBER 26**LA Rams at Minnesota** Noon

Detroit at Atlanta Noon

Tampa Bay at Carolina Noon

Baltimore at Cincinnati Noon

LA Chargers at Houston Noon

Buffalo at New England Noon

Jacksonville at NY Jets Noon

NY Giants at Philadelphia Noon

Chicago at Seattle 3:05

Pittsburgh at Kansas City 3:25

Denver at Las Vegas 3:25

Washington at Dallas 7:20*

MONDAY, DECEMBER 27

Miami at New Orleans 7:15

REGULAR SEASON WEEK 17**SUNDAY, JANUARY 2**

Atlanta at Buffalo Noon

NY Giants at Chicago Noon

Kansas City at Cincinnati Noon

Arizona at Dallas Noon

Las Vegas at Indianapolis Noon

Jacksonville at New England Noon

Carolina at New Orleans Noon

Tampa Bay at NY Jets Noon

Miami at Tennessee Noon

Philadelphia at Washington Noon

Denver at LA Chargers 3:05

Houston at San Francisco 3:05

LA Rams at Baltimore 3:25

Detroit at Seattle 3:25

Minnesota at Green Bay 7:20***MONDAY, JANUARY 3**

Cleveland at Pittsburgh 7:15

REGULAR SEASON WEEK 18**SUNDAY, JANUARY 8**

TBD 3:30

TBD 7:15

SUNDAY, JANUARY 9**Chicago at Minnesota** Noon

New Orleans at Atlanta Noon

Pittsburgh at Baltimore Noon

NY Jets at Buffalo Noon

Cincinnati at Cleveland Noon

Green Bay at Detroit Noon

Tennessee at Houston Noon

Indianapolis at Jacksonville Noon

New England at Miami Noon

Washington at NY Giants Noon

Dallas at Philadelphia Noon

Carolina at Tampa Bay Noon

Seattle at Arizona 3:25

Kansas City at Denver 3:25

San Francisco at LA Rams 3:25

LA Chargers at Las Vegas 3:25

TBD 7:20*

PLAYOFFS**AFC/NFC WILD CARD PLAYOFFS****SATURDAY, JANUARY 16****SUNDAY, JANUARY 17****AFC/NFC DIVISIONAL PLAYOFFS****SATURDAY, JANUARY 22****SUNDAY, JANUARY 23****AFC/NFC CHAMPIONSHIP GAMES****SUNDAY, JANUARY 30****SUPER BOWL LVI, SAN FRANCISCO****SUNDAY, FEBRUARY 13****LOS ANGELES**
HOST OF SUPER BOWL LVI
CHAMPIONS SHINE HERE

2021 COMMUNICATIONS STAFF



BOB HAGAN
Vice President,
Football & Media
Communications

612-327-7069
haganb@vikings.nfl.net



JEFF ANDERSON
Vice President,
Strategic & Corporate
Communications

612-247-4482
andersonj@vikings.nfl.net



TOM WEST
Director, Alumni & Youth
Football Communications

612-327-7075
westt@vikings.nfl.net




JON EKSTROM
Director,
Communications

612-418-6265
ekstromj@vikings.nfl.net



SAM NEWTON
Sr. Football
Communications
Manager

612-965-4712
newtons@vikings.nfl.net



CARLY BONK
Communications
Coordinator

612-718-4093
bonkc@vikings.nfl.net



Taylor Garner
Communications Associate
garnert@vikings.nfl.net



Tim Wiemann
Communications Associate
wiemannt@vikings.nfl.net

SOCIAL MEDIA CHANNELS



MINNESOTA VIKINGS



@VIKINGS



@VIKINGS



@VIKINGSR



@VIKINGS

INTERVIEW REQUESTS: All interview requests for Minnesota Vikings players, coaches, executives or staff members should be directed to the Communications Department. Contact Vikings Communications for the most updated media schedules and policies. For credential information, contact Jon Ekstrom or Carly Bonk.

VIKINGS MEDIA SITE: vikings1rmg.com. Visit the media site for press releases, schedules and information regarding covering the team.

GJALLARHORN SOUNDERS

2007

NAME	GAME	DESCRIPTION
Hub Meeds	8/10 - Rams	Legendary Vikings Mascot
TJ Johnson	8/30 - Cowboys	Gjallarhorn Creator
Rick Kraft	9/9 - Falcons	Citizen Respondor to I-35 Bridge Collapse
Chuck Foreman	9/30 - Packers	Vikings Ring of Honor RB
Bud Grant	10/28 - Eagles	Vikings Pro Football Hall of Fame Coach
Jerry Burns	11/4 - Chargers	Vikings Ring of Honor coach
Carl Eller	11/18 - Raiders	Vikings Pro Football Hall of Fame DE
John Kriesel	12/2 - Lions	Honored War Veteran
Mark Parrish	12/17 - Bears	Wild All-Star Right Wing
Joe Mauer	12/23 - Redskins	Twins All-Star Catcher

2008

Dennis Koslowski	8/8 - Seahawks	Olympic Medalist - Wrestling
Ron Stolski	8/23 - Steelers	Brainerd High School Football Coach
Heath Farwell	9/14 - Colts	Vikings Linebacker
Robert Griffith	9/21 - Panthers	Vikings Safety
Eric Hilgenberg	10/12 - Lions	Son of Former Vikings Linebacker
Mardy Fish	11/2 - Texans	International Tennis Pro
Shawn Johnson	11/9 - Packers	Olympic Gold Medalist - Gymnastics
John Randle	11/30 - Bears	Vikings Pro Football Hall of Fame DT
Paul Krause	12/21 - Falcons	Vikings Pro Football Hall of Fame S and NFL record holder with 81 interceptions
Syd Davy	12/28 - Giants	Representing Vikings Fans
Robert Smith	1/4 - Eagles	Vikings Running Back

2009

Irv Cross	8/21 - Chiefs	Former Sportscaster and NFL Player
Rufus Bess	9/4 - Cowboys	Vikings Cornerback
Jim Marshall	9/27 - 49ers	Vikings Ring of Honor DE
Randall McDaniel	10/5 - Packers	Vikings Pro Football Hall of Fame G
Brock Lesnar	10/18 - Ravens	UFC Heavyweight Champion / Gopher
Capt. Dustin Snare	11/15 - Lions	MN National Guard Soldier / Live from Iraq
Tom Kelly	11/22 - Seahawks	Twins Manager
Scott Studwell	12/13 - Vikings	Vikings Ring of Honor Member
Mick Tingelhoff	12/13 - Bengals	Vikings Center and Pro Football Hall of Famer
Neal Broten	1/3 - Giants	Hockey Legend / Olympic Gold Medalist
Joe Kapp	1/17 - Cowboys	Vikings Quarterback

2010

Stu Voigt	8/28 - Seahawks	Former Vikings Tight End
Greg Coleman	9/2 - Broncos	Vikings Punter
Gene Washington	9/2 - Dolphins	Vikings Wide Receiver
Mike Morris	9/26 - Lions	Vikings Long Snapper
Michael Cuddyer	10/17 - Cowboys	Twins First Baseman
Sidney Rice	11/7 - Cardinals	Vikings Wide Receiver
Fred Zamberletti	11/21 - Packers	Vikings Trainer and Ring of Honor member
Jeff Siemon	12/5 - Bills	Vikings Linebacker

2011

Rich Frahm	8/27 - Cowboys	Local 512 / Dome Roof Repair
IT Brown	9/4 - Texans	Frozen Four MVP / U of M Duluth
Mona Dohman	9/18 - Buccaneers	Minnesota Public Safety Commissioner
Fred Cox	9/25 - Lions	Vikings Kicker
Tubby Smith	10/9 - Cardinals	Gopher Basketball Coach
Chris Doleman	10/23 - Packers	Vikings Pro Football Hall of Fame DE
Stan "Krusher" Kowalski	11/20 - Raiders	Minnesota U.S. Navy World War II Veteran / Pro Wrestling Icon
Paul Molitor	12/4 - Broncos	St. Paul Native / Baseball Hall of Famer
Kevin Love	12/18 - Saints	Minnesota Timberwolves All-Star
Butch Clayman	1/1 - Bears	Representing Vikings Fans

2012

Jack Jablonski	8/17 - Bills	Inspirational Injured Hockey Player
Ted Brown	8/24 - Chargers	Vikings Running Back
Larry Spooner	9/9 - Jaguars	Representing Vikings Fans Stadium Push
Josh Duhamel	9/23 - 49ers	Hollywood Actor / Vikings Fan
Phil Saunders	10/7 - Titans	NBA Coach / Gopher Alumni
Juan Berenguer	10/21 - Cardinals	Minnesota Twins Pitcher
Matt Blair	10/25 - Buccaneers	Vikings Ring of Honor LB
Betty Wall Strohfus	11/11 - Lions	Female World War II Aviator
John Gagliardi	12/9 - Bears	St. Johns University Football Coach
Nicholas David	12/30 - Packers	Finalist on The Voice / Minnesota Native

2013

LeRoy Bendickson	8/9 - Texans	Vikings Season Ticket Holder / Activist
Rickey Young	8/29 - Titans	Former Vikings RB
Hubert H. Humphrey IV	9/22 - Browns	Grandson of Hubert H. Humphrey
David Haye	9/29 - Steelers	British Professional Boxer
Lindsay Whalen	10/13 - Panthers	Lynx All-Star / Gopher Alumni / Olympian
Joey Browner	10/27 - Packers	Vikings Safety and Ring of Honor member
Cris Carter	11/4 - 49ers	Vikings Pro Football Hall of Fame WR
Jerry Reichow	12/1 - Bears	Vikings Player Personnel
Daunte Culpepper	12/15 - Eagles	Vikings Quarterback
Mike Grant	12/29 - Lions	Vikings HOF Coach

2014

SSG Patrick Loch	8/8 - Raiders	Minnesota Army National Guard
Derrick Langeslay	8/16 - Cardinals	New Stadium Construction Worker
Milt Sunde	9/14 - Patriots	Gopher & Vikings Guard
Zach Lavine	9/28 - Falcons	Minnesota Timberwolves Guard
Rose Murphy	10/12 - Lions	Breast Cancer Survivor / Mother of Teddy Bridgewater
Tyrone Carter	11/2 - Redskins	Gopher & Vikings Safety
SGT Tom Block	11/23 - Packers	United States Army Ranger
Gary Larsen	11/30 - Panthers	Vikings Defensive Tackle
Jerry Kill	12/7 - Jets	University of Minnesota Head Football Coach
Bryan Obadzinski	12/28 - Bears	Longtime Vikings Fan

2015

Phil Housley	8/15 - Buccaneers	NHL Hall of Famer from St. Paul, Minnesota
Maddy Greenway	8/22 - Raiders	Daughter of Vikings LB Chad Greenway
Alan Page	9/20 - Lions	Vikings Hall of Fame DT, MN Supreme Court Justice
Fran Tarkenton	9/27 - Chargers	Vikings Hall of Fame QB
Minnesota Lynx	10/18 - Chiefs	The 2015 WNBA Champions
Eric Marts	11/8 - Rams	Army Master Sergeant, 34th Infantry Division
Devan Dubnyk	11/24 - Panthers	Minnesota Vtd Goalie
Phil Loadholt	12/6 - Seahawks	Vikings Tackle
Sid Hartman	12/20 - Bears	Twin Cities media icon
Eric Kaler	12/27 - Giants	University of Minnesota President
Rhett Ellison	1/10 - Seahawks	Vikings Tight End

GJALLARHORN SOUNDERS

2016

NAME	GAME	DESCRIPTION
David Plummer.....	8/27 - Chargers.....	Olympic medalist and former Gophers swimmer
Dave Mansell.....	9/1 - Rams.....	Mortenson Construction General Superintendent on U.S. Bank Stadium
Bud Grant.....	9/18 - Packers.....	Former Vikings head coach and Pro Football HOFer
Randy Moss.....	10/3 - Giants.....	Former Vikings WR & ESPN analyst
Tommy Kramer.....	10/9 - Texans.....	Former Vikings QB
Richard Nash.....	11/6 - Lions.....	Adjutant General of Minnesota National Guard
Pete Berlich.....	11/20 - Cardinals.....	Former Vikings LB, coach and Vikings Radio Network analyst
Ron Vary.....	12/1 - Cowboys.....	Former Vikings OT and Pro Football HOFer
Carl Lee.....	12/18 - Colts.....	Former Vikings CB
Erik Haula.....	1/1/17 - Bears.....	Minnesota Wild center

2017

NAME	GAME	DESCRIPTION
E.J. Henderson.....	8/27 - 49ers.....	Former Vikings LB and Vikings Youth Football Manager
Mark Sharockman.....	8/31 - Dolphins.....	Son of late Vikings CB Ed Sharockman
Randy Moss.....	9/11 - Saints.....	Former Vikings WR and Vikings Ring of Honor inductee
P.J. Fleck.....	9/24 - Buccaneers.....	University of Minnesota head football coach
Ahmad Rashad.....	10/1 - Lions.....	Former Vikings WR and Vikings Ring of Honor inductee
Halpor Bjornsson.....	10/15 - Packers.....	Professional strongman and actor plays 'Mountain' on Game of Thrones
Curtis Axel.....	10/22 - Ravens.....	Star of World Wrestling Entertainment and Minnesota native
John Jensen.....	11/19 - Rams.....	Major General of Minnesota National Guard
Robert J. O'Neill.....	12/17 - Bengals.....	Member of SEAL Team 6
Joseph Votel.....	12/31 - Bears.....	United States Army 4-star General
John Randle.....	1/14/18 - Saints.....	Pro Football Hall of Famer and Vikings Ring of Honor member

2018

NAME	GAME	DESCRIPTION
Joe Berger.....	8/18 - Jaguars.....	Former Vikings offensive lineman
Ryan Dungey.....	8/24 - Seahawks.....	Motocross/Supercross champion and Belle Plaine, MN native
Todd Steussie.....	9/9 - 49ers.....	Former Vikings Pro Bowl T and member of 1998 team being honored
Zach Green.....	9/23 - Bills.....	Son of the late Dennis Green on his Ring of Honor induction day
Chris Doleman.....	10/14 - Cardinals.....	Pro Football HOF, Ring of Honor DE battling Glioblastoma
Jessie Diggins.....	10/28 - Saints.....	Olympic gold medalist cross country skier and Arton, MN native
Antoine Winfield.....	11/11 - Lions.....	Former Vikings Pro Bowl CB
Olympic Curling Team.....	11/25 - Packers.....	2018 Men's gold medal curlers (John Shuster, Tyler George, John Landsteiner, Joe Polo)
Kent Herbek.....	12/16 - Dolphins.....	Former Twins All-Star 1B, World Series champion and Bloomington, MN native
Brad Johnson.....	12/30 - Bears.....	Former Vikings QB

2019

NAME	GAME	DESCRIPTION
Taquarius Wair.....	8/18 - Seahawks.....	Childhood burn victim, football player at Minneapolis North and Mesabi Range JC
Nelson Cruz.....	8/24 - Cardinals.....	Minnesota Twins star OF/DH
Scott Studwell.....	9/8 - Falcons.....	Vikings ROH member, retired after 42 years with organization as player and scout
Jim Marshall.....	9/22 - Raiders.....	Marshall with Purple People Eaters teammates Alan Page, Gary Larsen and Carl Eller
Keith Millard.....	10/13 - Eagles.....	Former Vikings DT and 1989 NFL Defensive Player of the Year
Steve Jordan.....	10/24 - Redskins.....	Vikings Ring of Honor inductee and record-setting TE played for team 1982-94
Jake Peterson.....	11/17 - Broncos.....	10-year U.S. Army veteran and Green Beret
Tyler Johnson.....	12/8 - Lions.....	Gophers WR from Minneapolis North HS, joined by native Minnesotan senior Gophers
Brian Robison.....	12/23 - Packers.....	Former Vikings DE
David Dixon.....	12/29 - Bears.....	Former Vikings G

2020

NAME	GAME	DESCRIPTION
Family of George Floyd.....	9/13 - Packers.....	Horn not sounded in honor of Floyd and others who no longer have a voice due to racism
Dr. Andrew Olson.....	9/27 - Titans.....	Bethesda Hospital Medical Director, Minnesota's Covid-19 response center
Erika Rucks.....	10/18 - Falcons.....	Lymphoma and breast cancer survivor, pediatric oncology nurse at UMN Children's
Colonel Gregory Fix.....	11/8 - Lions.....	Commander of Minnesota's 34th Expeditionary Combat Aviation Brigade
Ryan Burnet.....	11/22 - Cowboys.....	Founder of Northside Boxing Club in NE Minneapolis
Adrienne Diercks.....	11/29 - Panthers.....	Founder and Executive Director of Project Success
Emily Hunt Turner.....	12/6 - Jaguars.....	CEO of All Square
Patrick Healy.....	12/20 - Bears.....	Vikings Special Olympics Unified Flag Football team member



THE VIKINGS GJALLARHORN TRADITION

In Norse myth, the god Heimdallr serves as watchman for the other Gods. He sits by the bridge over the river Gjoll at the end of the world. If hostile giants approach the bridge, Heimdallr sounds his horn. At the final battle in Norse mythology, the Ragnarok, Heimdallr will sound a mighty blast on the Gjallarhorn to awaken the other Gods. It is from this the Minnesota Vikings have found use of the Gjallarhorn prior to their battles on the football field.

Shown: Adrienne Diercks, Founder and Executive Director of Project Success did the honors in 2020 for the Carolina game.

2020 VIKINGS REGULAR SEASON STATISTICS

Won 7, Lost 9

9/13	L, 34-43	vs. Green Bay
9/20	L, 11-28	at Indianapolis
9/27	L, 30-31	vs. Tennessee
10/4	W, 31-23	at Houston
10/11	L, 26-27	at Seattle
10/18	L, 23-40	vs. Atlanta
11/1	W, 28-22	at Green Bay
11/8	W, 34-20	vs. Detroit
11/16	W, 19-13	at Chicago
11/22	L, 28-31	vs. Dallas
11/29	W, 28-27	vs. Carolina
12/6	W, 27-24	vs. Jacksonville
12/13	L, 14-26	at Tampa Bay
12/20	L, 27-33	vs. Chicago
12/25	L, 33-52	at New Orleans
1/3	W, 37-35	at Detroit

	Minnesota	Opponent
Total First Downs	383	366
Rushing	139	136
Passing	212	208
Penalty	32	22
3rd Down: Made/Att	74/181	73/185
3rd Down Pct.	40.9%	39.5%
4th Down: Made/Att	13/23	17/24
4th Down Pct.	56.5%	70.8%
Possession Avg.	29:47	30:13
Total Net Yards	6292	6292
Avg. Per Game	393.3	393.3
Total Plays	1023	1036
Avg. Per Play	6.2	6.1
Net Yards Rushing	2283	2151
Avg. Per Game	142.7	134.4
Total Rushes	468	472
Net Yards Passing	4009	4141
Avg. Per Game	250.6	258.8
Sacked/Yards Lost	39/256	23/126
Gross Yards	4265	4267
Attempts/Completions	516/349	541/358
Completion Pct.	67.6%	66.2%
Had Intercepted	13	15
Punts/Average	56/43.5	42/45.9
Net Punting Avg.	36.7	42.4
Penalties/Yards	82/650	83/723
Fumbles/Ball Lost	22/10	17/7
Touchdowns	55	53
Rushing	20	19
Passing	35	30
Returns	0	4

SCORE BY PERIODS	Q1	Q2	Q3	Q4	OT	Pts
Vikings	93	82	115	137	3	430
Opponents	74	137	128	136	0	475

SCORING	TD	Ru	Pa	Rt	PAT	FG	2Pt	Pts
D.Cook	17	16	1	0	0/0	0/0	3	108
A.Thielen	14	0	14	0	0/0	0/0	1	86
D.Bailey	0	0	0	0	37/43	15/22	0	82
J.Jefferson	7	0	7	0	0/0	0/0	2	46
I.Smith	5	0	5	0	0/0	0/0	1	32
A.Mattison	3	2	1	0	0/0	0/0	0	18
A.Abdullah	2	0	2	0	0/0	0/0	0	12
C.Beebe	2	0	2	0	0/0	0/0	0	12
M.Boone	1	1	0	0	0/0	0/0	0	6
T.Conklin	1	0	1	0	0/0	0/0	0	6
C.Ham	1	0	1	0	0/0	0/0	0	6
K.Cousins	1	1	0	0	0/0	0/0	0	6
K.Rudolph	1	0	1	0	0/0	0/0	0	6
O.Johnson	0	0	0	0	0/0	0/0	1	2
I.Odenigbo	0	0	0	0	0/0	0/0	0	2
Vikings	55	20	35	0	37/43	15/22	8	430
Opponents	53	19	30	4	42/46	35/39	3	475

SCORING 2-PT. CONVERSIONS

Vikings: 8/12

Opponents: 3/7

SACKS

Y.Ngakoue 5.0, I.Odenigbo 3.5, D.Wonnum 3.0, E.Wilson 3.0, H.Mata'afa 2.5, J.Johnson 1.5, T.Davis 1.0, J.Lynch 1.0, H.Hill 1.0, H.Smith 0.5, S.Stephen 0.5, A.Watts 0.5

Vikings: 23.0

Opponents: 39.0

PASSING	Att	Cmp	Yds	Cmp%	Yds/Att	TD	TD%	Int	Int%	7t	Sack/Yards	Rating
K.Cousins	516	349	4265	67.6%	8.3	35	6.8%	13	2.5%	71t	39/256	105.0
Vikings	516	349	4265	67.6%	8.3	35	6.8%	13	2.5%	71t	39/256	105.0
Opponents	541	358	4267	66.2%	7.9	30	5.5%	15	2.8%	61	23/126	97.0

RUSHING	No.	Yds	Avg	Long	TD
D.Cook	312	1557	5.0	70T	16
A.Mattison	96	434	4.5	25	2
K.Cousins	32	156	4.9	16	1
M.Boone	11	59	5.4	19	1
A.Abdullah	8	42	5.3	13	0
C.Ham	5	18	3.6	10	0
A.Thielen	3	15	5.0	8	0
J.Jefferson	1	2	2.0	2	0
Vikings	468	2283	4.9	70T	20
Opponents	472	2151	4.6	42t	19

RECEIVING	No.	Yds	Avg	Long	TD
J.Jefferson	88	1400	15.9	71T	7
A.Thielen	74	925	12.5	51	14
D.Cook	44	361	8.2	50t	1
I.Smith	30	365	12.2	36	5
K.Rudolph	28	334	11.9	25	1
C.Beebe	20	201	10.1	40t	2
T.Conklin	19	194	10.2	30	1
O.Johnson	14	189	13.5	29	0
A.Mattison	13	125	9.6	28t	1
C.Ham	8	97	12.1	30	1
A.Abdullah	8	58	7.3	22t	2
M.Boone	2	10	5.0	6	0
B.Dillon	1	6	6.0	6	0
Vikings	349	4265	12.2	71T	35
Opponents	358	4267	11.9	61	30

INTERCEPTIONS	No.	Yds	Avg	Long	TD
H.Smith	5	33	6.6	16	0
E.Wilson	3	23	7.7	16	0
E.Kendricks	3	0	0.0	0	0
C.Dantzier	2	0	0.0	0	0
H.Nickerson	1	5	5.0	5	0
H.Hand	1	4	4.0	4	0
Vikings	15	65	4.3	16	0
Opponents	13	177	13.6	43t	1

PUNTING	No.	Yds	Avg	Net	TB	In20	Lg	B
B.Colquitt	54	2435	45.1	36.7	3	11	59	2
Vikings	56	2435	43.5	36.7	3	11	59	2
Opponents	42	1929	45.9	42.4	4	18	61	0

PUNT RETURNS	Ret	FC	Yds	Avg	Long	TD
C.Beebe	9	5	42	4.7	13	0
K.Osborn	7	6	27	3.9	8	0
Vikings	16	11	69	4.3	13	0
Opponents	33	11	321	9.7	32	0

KICKOFF RETURNS	No.	Yds	Avg	Long	TD
A.Abdullah	15	352	23.5	33	0
K.Osborn	14	303	21.6	38	0
C.Ham	2	31	15.5	20	0
C.Beebe	1	19	19.0	19	0
M.Boone	1	17	17.0	17	0
Vikings	33	722	21.9	38	0
Opponents	27	670	24.8	104t	1

FUMBLES/LOST

K.Cousins	9/5
D.Cook	5/3
C.Beebe	2/1
K.Rudolph	1/1
K.Osborn	2/0
G.Bradbury	1/0
J.Jefferson	1/0
T.Conklin	1/0
Vikings	22/10
Opponents	17/7

Opponent Fumble Recoveries:

E.Wilson - 2
J.Brailford - 1
D.Chasina - 1
C.Dantzier - 1
J.Metellus - 1
A.DePaola - 1
Total: 7

FIELD GOALS	1-19	20-29	30-39	40-49	50+
D.Bailey	0/0	6/6	3/4	4/7	2/5
Vikings	0/0	6/6	3/4	4/7	2/5
Opponents	2/2	8/9	8/8	11/12	6/8

FIELD GOAL ATTEMPTS

D. Bailey	(35G, 21G), (41G, 49), (31G, 55), (52G, 46G), (37G, 43G), (53G, 25G), (48G, 51, 23G), (36, 54, 46), (24G, 22G), (46, 23G)
Vikings	(35G, 21G), (41G, 49), (31G, 55), (52G, 46G), (37G, 43G), (53G, 25G), (48G, 51, 23G), (36, 54, 46), (24G, 22G), (46, 23G)
Opponents	(31G, 43G), (28G, 38G, 38G, 44G), (39G, 31G, 30G, 51G, 54G, 55G), (50G, 28G, 25), (50G, 21G, 47G, 43G), (46, 23G, 45G), (23G, 42G), (19G), (28, 40G, 21G, 54), (22G, 62), (18G, 48G), (42G, 35G, 48G, 42G), (30G), (54G)

2020 VIKINGS REGULAR SEASON STATISTICS

DEFENSIVE STATS

	TKL	AST	COMB	TFL	SACK	QBH	FF	FR	INT	PD
Eric Wilson	62	60	122	8	3.0	9	1	2	3	8
Eric Kendricks	69	38	107	4	0.0	1	0	0	3	6
Anthony Harris	58	46	104	2	0.0	0	0	0	0	7
Harrison Smith	54	35	89	2	0.5	5	0	0	5	10
Jeff Gladney	63	18	81	7	0.0	2	1	0	0	3
Jaleel Johnson	22	23	45	3	1.5	2	0	0	0	0
Cameron Dantzler	35	10	45	3	0.0	0	1	1	2	3
Jalyn Holmes	16	20	36	2	0.0	5	0	0	0	2
Ifeadi Odenigbo	16	19	35	3	3.5	15	0	0	0	0
Shamar Stephen	20	14	34	2	0.5	3	0	0	0	0
Todd Davis	15	19	34	2	1.0	1	0	0	0	2
Armon Watts	12	19	31	0	0.5	2	0	0	0	0
Kris Boyd	21	9	30	1	0.0	0	0	0	0	2
Troy Dye	13	14	27	0	0.0	1	0	0	0	2
Holton Hill	19	5	24	0	1.0	0	0	0	0	3
Hercules Mata'afa	12	12	24	3	2.5	6	0	0	0	0
D.J. Wonnum	16	8	24	5	3.0	8	1	0	0	1
Chris Jones	18	1	19	0	0.0	0	0	0	0	0
Mike Hughes	9	4	13	0	0.0	0	0	0	0	1
Yannick Ngakoue	12	0	12	5	5.0	7	2	0	0	0
Harrison Hand	9	3	12	0	0.0	0	0	0	1	3
Blake Lynch	7	4	11	0	0.0	0	0	0	0	1
Hardy Nickerson	5	4	9	0	0.0	0	0	0	1	1
Eddie Varbrough	5	3	8	0	0.0	1	0	0	0	0
Anthony Barr	6	0	6	0	0.0	0	0	0	0	0
George Iloka	4	1	5	1	0.0	0	0	0	0	0
James Lynch	2	1	3	1	1.0	1	0	0	0	0
Jordan Brailford	2	0	2	0	0.0	0	1	1	0	0
Dylan Mabin	1	1	2	0	0.0	0	0	0	0	2
Cordrea Tankersley	1	0	1	0	0.0	0	0	0	0	0
Mark Fields II	1	0	1	0	0.0	0	0	0	0	0
TOTALS	605	391	996	54	23.0	69	8	4	15	55

SPECIAL TEAMS STATS

	SOLO	AST	COMB	FF	FR	BL
Josh Metellus	6	1	7	0	2	0
Dan Chisena	6	0	6	0	1	0
Ryan Connelly	6	0	6	0	0	0
C.J. Ham	5	1	6	0	0	0
Harrison Hand	5	0	5	0	0	0
Mike Boone	4	1	5	1	0	0
Hardy Nickerson	4	1	5	2	0	0
Kris Boyd	3	1	4	0	0	0
K.J. Osborn	2	1	3	0	1	0
Ameer Abdullah	2	0	2	0	0	0
Chad Beebe	2	0	2	0	0	0
Tyler Conklin	2	0	2	0	0	0
Josh Metellus	2	0	2	0	0	0
Austin Cutting	1	0	1	0	0	0
Todd Davis	1	0	1	0	0	0
Andrew DePaola	1	0	1	0	1	0
George Iloka	1	0	1	0	0	0
Blake Lynch	1	0	1	0	0	0
Irv Smith Jr.	1	0	1	0	0	0
Cordrea Tankersley	1	0	1	0	0	0
Troy Dye	0	1	1	0	0	0
Curits Riley	0	1	1	0	0	0
Eric Wilson	0	1	1	0	0	1
D.J. Wonnum	0	0	0	0	0	1
TOTALS	56	9	65	3	5	2

INTERCEPTIONS

	No.	Yds	Avg	Long	TD
Harrison Smith	5	33	6.6	16	0
Eric Wilson	3	23	7.7	16	0
Eric Kendricks	3	0	0.0	0	0
Cameron Dantzler	2	0	0.0	0	0
Hardy Nickerson	1	5	5.0	5	0
Harrison Hand	1	4	4.0	4	0
Totals	15	65	4.3	16	0

SACKS

	SACKS	YDS
Yannick Ngakoue	5.0	26
Ifeadi Odenigbo	3.5	19.5
Eric Wilson	3.0	14.5
D.J. Wonnum	3.0	16
Hercules Mata'afa	2.5	18
Jaleel Johnson	1.5	8.5
James Lynch	1.0	8
Todd Davis	1.0	4
Holton Hill	1.0	0
Harrison Smith	0.5	5
Shamar Stephen	0.5	4.5
Armon Watts	0.5	2
Totals	23.0	126



THE LAST TIME - REGULAR SEASON

BY THE VIKINGS	CATEGORY	BY AN OPPONENT
508 yards, at Detroit, 1/3/21	400 Yards Total Offense	417 yards, at Detroit, 1/3/21
508 yards, at Detroit, 1/3/21	500 Yards Total Offense	583 yards, at New Orleans, 12/25/20
Kirk Cousins, 405 yards, at Detroit, 1/3/21	300 Yards Passing In A Game By A Player	Drew Brees, 311 yards, at New Orleans, 12/25/20
Kirk Cousins, 405 yards, at Detroit, 1/3/21	400 Yards Passing In A Game By A Player	Jared Goff, 465 Yards, at LA Rams, 9/27/18
Kirk Cousins, at Detroit, 10/20/19	4 TD Passes In A Game By A Player	Matt Ryan (4 TDs), vs. Atlanta, 10/18/20
Dalvin Cook, 132 yards, vs. Chicago, 12/20/20	100 Yards Rushing In A Game By A Player	Alvin Kamara, 155 yards, at New Orleans, 12/25/20
Dalvin Cook, 206 yards, vs. Detroit, 11/8/20	200 Yards Rushing In A Game By A Player	Walter Payton, 275 yards, at Chicago, 11/20/77
Justin Jefferson, 133 yards, at Detroit, 1/3/21	100 Yards Receiving In A Game By A Player	Marvin Jones, 180 yards, at Detroit, 1/3/21
Adam Thielen, 202 yards, at Green Bay, 12/24/16	200 Yards Receiving In A Game By A Player	Alshon Jeffery, 249 yards, vs. Chicago, 12/1/13
Dalvin Cook, at Green Bay, 11/1/20	3 TDs Rushing In A Game By A Player	Alvin Kamara (6 TDs), at New Orleans, 12/25/20
Stefon Diggs (62, 51, 11), vs. Philadelphia, 10/13/19	3 TD Catches In A Game By A Player	Davante Adams (5, 1, 7), at Green Bay, 11/1/20
Dalvin Cook, at Green Bay, 11/1/20 (3 rushing, 1 receiving)	3 TD In A Game By A Player	Alvin Kamara, at New Orleans, 12/25/20 (6 rushing)
Dalvin Cook, at Green Bay, 11/1/20 (3 rushing, 1 receiving)	4 TD In A Game By A Player	Alvin Kamara, at New Orleans, 12/25/20 (6 rushing)
Darren Sharper, at N.Y. Giants, 11/13/05	3 INTs In A Game By A Player	Deltha O'Neal, at Cincinnati, 9/18/05
Marcus Sherels, 79 yards, vs. Houston, 10/9/16	Punt Returned For A TD	Bryce Callahan, 59 yards, vs. Chicago, 12/31/17
Cordarrelle Patterson, 104 yards, vs. Arizona, 11/20/16	Kickoff Returned For A TD	Cordarrelle Patterson, 104 yards, at Chicago, 11/16/20
Anthony Harris, 20 yards, at Seattle, 12/2/19	INT Returned For A TD	Joe Schobert, 43 yards vs. Jacksonville, 12/6/20
Ifeadi Odenigbo, 56 yards, at Los Angeles Chargers, 12/15/19	Fumble Returned For A TD	Jeremy Chinn (2x), 17 and 28 yards, vs. Carolina, 11/29/20
Eric Wilson, vs. Atlanta, 9/8/19	Punt Blocked	Romeo Okwara, vs. Detroit, 11/8/20
Adam Thielen, 30 yards and Everson Griffen 43 yards vs. Carolina, 11/30/14 (Blocked by Adam Thielen and Jasper Brinkley, respectively)	Punt Blocked For TD	Josh Jackson, recovered in EZ, at Green Bay, 9/16/18 (Blocked by Geronimo Allison)
Mike Merriweather, vs. L.A. Rams, 11/5/89	Punt Blocked For Safety	Terrence Fede, at Miami, 12/21/14
Mike Glennon sacked in end zone by Ifeadi Odenigbo vs. Jacksonville, 12/6/20	Safety Recorded	Kirk Cousins sacked in end zone by DeForest Buckner at Indianapolis, 9/20/20
D.J. Wonnun, vs. Carolina, 11/29/20	Field Goal Blocked	Bobby Wagner, at Seattle, 12/10/18
Antoine Winfield, 59 yards, at New Orleans, 10/6/08	Blocked FG Returned For A TD	Chandler Jones, 58 yards, vs. New England, 9/14/14
Dan Bailey, at Detroit, 1/3/21	PAT Missed (1 pt.)	Matt Prater, at Detroit Lions, 1/3/21
Eric Wilson, vs. Dallas, 11/22/20	PAT Blocked	Tony Brown, at Green Bay, 9/15/19
Minnesota 50, Jacksonville 10, 12/20/98	50 Points Scored In A Game	New Orleans 52, Minnesota 34, 12/25/20
Minnesota 42, Detroit 30, 10/20/19	40 Points Scored In A Game	New Orleans 52, Minnesota 34, 12/25/20
Minnesota 16, Green Bay 0, 12/23/17	Shutout Scored	Green Bay 34, Minnesota 0, 11/11/07
Minnesota 27, Jacksonville 24, 12/6/20	Overtime Victory	Detroit 22, Minnesota 16, 11/6/16
Kirk Cousins pass to Justin Jefferson, at Tampa Bay, 12/13/20	Successful Two-Point Conversion	Mike Glennon pass to Collin Johnson, vs. Jacksonville, 12/6/20

2020 FINAL NFL STANDINGS

AMERICAN FOOTBALL CONFERENCE

Team	East				
	W	L	T	Pct.	PF PA
xy- Buffalo	13	3	0	.813	501 375
Miami	10	6	0	.625	404 338
New England	7	9	0	.438	326 353
NY Jets	2	14	0	.125	243 457

Team	West				
	W	L	T	Pct.	PF PA
*-Kansas City	14	2	0	.875	473 362
Las Vegas	8	8	0	.500	434 478
LA Chargers	7	9	0	.438	384 426
Denver	5	11	0	.313	323 446

Team	North				
	W	L	T	Pct.	PF PA
xy- Pittsburgh	12	4	0	.750	416 312
x- Baltimore	11	5	0	.688	468 303
x- Cleveland	11	5	0	.688	408 419
Cincinnati	4	11	1	.281	311 424

Team	South				
	W	L	T	Pct.	PF PA
xy- Tennessee	11	5	0	.688	491 439
x- Indianapolis	11	5	0	.688	451 362
Houston	4	12	0	.250	384 464
Jacksonville	1	15	0	.063	306 491

x-Clinched Wild Card

y-Clinched Division

*-Clinched Division and Homefield Advantage

NATIONAL FOOTBALL CONFERENCE

Team	East				
	L	TPct.	PF	PA	
xy- Washington	7	9	0	.438	335 329
NY Giants	6	10	0	.375	280 357
Dallas	6	10	0	.375	395 473
Philadelphia	4	11	1	.281	334 418

Team	West				
	W	L	T	Pct.	PF PA
xy- Seattle	12	4	0	.750	459 371
x- LA Rams	10	6	0	.625	372 296
Arizona	8	8	0	.500	410 367
San Francisco	6	10	0	.375	376 390

Team	North				
	W	L	T	Pct.	PF PA
*- Green Bay	13	3	0	.813	509 369
x- Chicago	8	8	0	.500	372 370
Minnesota	7	9	0	.438	430 475
Detroit	5	11	0	.313	377 519

Team	South				
	W	L	T	Pct.	PF PA
xy- New Orleans	12	4	0	.750	482 337
x- Tampa Bay	11	4	0	.688	492 355
Carolina	5	11	0	.313	350 402
Atlanta	4	12	0	.250	396 414

2020 NFL POSTSEASON home team in CAPS

AFC Wild Card Playoffs

BUFFALO 27, Indianapolis 24
Baltimore 20, TENNESSEE 13
Cleveland 48, PITTSBURGH 37

AFC Divisional Playoffs

BUFFALO 17, Baltimore 3
KANSAS CITY 22, Cleveland 17

AFC Championship Game

KANSAS CITY 38, Buffalo 24

NFC Wild Card Playoffs

LA Rams 30, SEATTLE 20
Tampa Bay 31, WASHINGTON 23
NEW ORLEANS 21, Chicago 9

NFC Divisional Playoffs

GREEN BAY 32, LA Rams 18
Tampa Bay 30, NEW ORLEANS 20

NFC Championship Game

Tampa Bay 31, GREEN BAY 26

Super Bowl LV at Raymond James Stadium, Tampa, Florida
Tampa Bay 31, Kansas City 9



IN MEMORIAM

The Vikings family suffered heartbreaking losses in 2020 and 2021 from some of the franchise cornerstones - individuals who left their marks on the team and community and have a permanent place in the memories of the Vikings, their loved ones and their fans.



Jim Klobuchar



Matt Blair



Irv Cross



Jerry Burns



Sid Hartman



Sharon Lohmar



2021 MINNESOTA VIKINGS SCHEDULE

PRESEASON

DAY	DATE	OPPONENT	TIME (CT)	TELEVISION	RADIO
Sat	Aug. 14	Denver Broncos	3:00 pm	FOX 9	KFAN / KTLK
Sat	Aug. 21	Indianapolis Colts	7:00 pm	FOX 9	KFAN / KTLK
Fri	Aug. 27	at Kansas City Chiefs	7:00 pm	FOX 9	KFAN / KTLK

REGULAR SEASON

DAY	DATE	OPPONENT	TIME (CT)	TELEVISION	RADIO
Sun	Sept. 12	at Cincinnati Bengals	Noon	FOX	KFAN / KTLK
Sun	Sept. 19	at Arizona Cardinals	3:05 pm	FOX	KFAN / KTLK
Sun	Sept. 26	Seattle Seahawks	3:25 pm	FOX	KFAN / KTLK
Sun	Oct. 3	Cleveland Browns	Noon	CBS	KFAN / KTLK
Sun	Oct. 10	Detroit Lions	Noon*	FOX	KFAN / KTLK
Sun	Oct. 17	at Carolina Panthers	Noon*	FOX	KFAN / KTLK
Sun	Oct. 24	BYE WEEK			
Sun	Oct. 31	Dallas Cowboys	7:20* pm	NBC	KFAN / KTLK
Sun	Nov. 7	at Baltimore Ravens	Noon*	FOX	KFAN / KTLK
Sun	Nov. 14	at Los Angeles Chargers	3:05* pm	FOX	KFAN / KTLK
Sun	Nov. 21	Green Bay Packers	Noon*	FOX	KFAN / KTLK
Sun	Nov. 28	at San Francisco 49ers	3:25* pm	FOX	KFAN / KTLK
Sun	Dec. 5	at Detroit Lions	Noon*	CBS	KFAN / KTLK
Thu	Dec. 9	Pittsburgh Steelers	7:20* pm	FOX/NFLN/AMAZON	KFAN / KTLK
Mon	Dec. 20	at Chicago Bears	7:15 pm	ESPN	KFAN / KTLK
Sun	Dec. 26	Los Angeles Rams	Noon*	FOX	KFAN / KTLK
Sun	Jan. 2	at Green Bay Packers	7:20* pm	NBC	KFAN / KTLK
Sun	Jan. 9	Chicago Bears	Noon*	FOX	KFAN / KTLK

*Subject to flex scheduling

Wild Card Playoff Games // January 15-16

Divisional Playoff Games // January 22-23

Conference Championship Games // January 30

Super Bowl LVI, SoFi Stadium, Los Angeles, CA // February 13

Miller
Lite[®]



**TASTE
VIKINGS
FANS
CAN
DEPEND ON**



**OFFICIAL BEER SPONSOR
OF THE MINNESOTA VIKINGS**

CELEBRATE RESPONSIBLY[®]

©2021 MILLER BREWING CO., MILWAUKEE, WI • BEER

A reliable teammate for all seasons.



Get a U.S. Bank Visa® Debit Card with the Minnesota Vikings design when you open any U.S. Bank consumer checking account.

Show your pride with the Vikings card design today.

The Official Bank of
the Minnesota Vikings



[usbank.com](https://www.usbank.com)



All regular account opening procedures apply. \$25 minimum deposit is required to open a U.S. Bank consumer checking account. Deposit products offered by U.S. Bank National Association. Member FDIC. ©2021 U.S. Bank. The issuer of the U.S. Bank Visa Debit Card is U.S. Bank National Association, pursuant to a license from Visa U.S.A. Inc. The Minnesota Vikings and the Vikings logo are registered trademarks of NFL Properties, Inc.