



WEEKLY RELEASE

3 WORLD CHAMPIONSHIPS • 8 SUPER BOWLS • 10 AFC TITLE GAMES • 15 AFC WEST TITLES • 23 PLAYOFF BERTHS • 30 WINNING SEASONS

REGULAR SEASON WEEK 14

Denver Broncos (10-2) at Las Vegas Raiders (2-10)

Date: Sunday, Dec. 7, 2025
Time: 1:05 p.m. PST
Stadium: Allegiant Stadium
Location: Las Vegas



BROADCAST INFORMATION

TELEVISION



Play-by-Play: Andrew Catalon
Analyst: Charles Davis
Analyst: Jason McCourty
Sideline: AJ Ross

LOCAL RADIO



Play-by-Play: Dave Logan
Analyst: Rick Lewis
Sideline: Susie Wargin

MATCHUP PREVIEW

The **Denver Broncos (10-2)** continue their two-game road swing after a thrilling overtime win in Washington and head to Las Vegas to take on divisional rival **Las Vegas Raiders (2-10)** at Allegiant Stadium (1:05 p.m. PST, CBS). The Broncos earned their third straight win against the Raiders earlier this season by a score of 10-7 in Denver.



Denver is looking to sweep the season series against the Raiders in consecutive years, a feat last accomplished by the Broncos in 2013-14.

2025 DENVER BRONCOS SCHEDULE

PRESEASON (3-0)

Wk.	Day	Date	Opponent	Site	Time/Result	TV/Rec.
1	Sat.	Aug. 9	at San Francisco	Levi's Stadium	W, 30-9	1-0
2	Sat.	Aug. 16	ARIZONA	Empower Field at Mile High	W, 27-7	2-0
3	Sat.	Aug. 23	at New Orleans	Caesars Superdome	W, 28-19	3-0

REGULAR SEASON (10-2)

Wk.	Day	Date	Opponent	Site	Time/Result	TV/Rec.
1	Sun.	Sept. 7	TENNESSEE	Empower Field at Mile High	W, 20-12	1-0
2	Sun.	Sept. 14	at Indianapolis	Lucas Oil Stadium	L, 28-29	1-1
3	Sun.	Sept. 21	at L.A. Chargers	SoFi Stadium	L, 20-23	1-2
4	Mon.	Sept. 29	CINCINNATI	Empower Field at Mile High	W, 28-3	2-2
5	Sun.	Oct. 5	at Philadelphia	Lincoln Financial Field	W, 21-17	3-2
6	Sun.	Oct. 12	at N.Y. Jets	Tottenham Hotspur Stadium	W, 13-11	4-2
7	Sun.	Oct. 19	N.Y. GIANTS	Empower Field at Mile High	W, 33-32	5-2
8	Sun.	Oct. 26	DALLAS	Empower Field at Mile High	W, 44-24	6-2
9	Sun.	Nov. 2	at Houston	NRG Stadium	W, 18-15	7-2
10	Thurs.	Nov. 6	LAS VEGAS	Empower Field at Mile High	W, 10-7	8-2
11	Sun.	Nov. 16	KANSAS CITY	Empower Field at Mile High	W, 22-19	9-2
12				BYE		
13	Sun.	Nov. 30	at Washington	Northwest Stadium	W, 27-26 (OT)	10-2
14	Sun.	Dec. 7	at Las Vegas	Allegiant Stadium	1:05 p.m. PST	CBS
15	Sun.	Dec. 14	GREEN BAY	Empower Field at Mile High	2:25 p.m. MST	CBS
16	Sun.	Dec. 21	JACKSONVILLE	Empower Field at Mile High	2:05 p.m. MST	FOX
17	Thurs.	Dec. 25	at Kansas City	GEHA Field at Arrowhead Stadium	7:15 p.m. CST	Prime Video
18	Sat./Sun.	Jan. 3/4	L.A. CHARGERS	Empower Field at Mile High	TBD	TBD

QUICK HITS

Last season, five players who were acquired by General Manager **George Paton** were named All-Pro by the Associated Press, the most by the club since 1996. **See Page 7**

Head Coach **Sean Payton** is tied for the second-most 10-win seasons (11) among active head coaches. **See Page 9**

The Broncos' 284 points scored are the seventh-most among all AFC teams this season. **See Page 10**

Quarterback **Bo Nix** has recorded eight touchdowns of 20+ yards this season, which is tied for fourth most among all quarterbacks. **See Page 10**

Wide receiver **Courtland Sutton** became the third-fastest Bronco to reach 6,000 career receiving yards last week. **See Page 13**

Running back **RJ Harvey** is tied for the fifth-most offensive touchdowns (8) among rookie running backs in team history. **See Page 14**

Denver's defense has totaled a league-high 51 sacks this season, the most by any team through 12 games since the 2000 Saints (55). **See Page 16**

The Broncos defense ranks first in the league in both red-zone defense (39.4) and third-down defense (30.8) in 2025. **See Pages 16-17**

Cornerback **Pat Surtain II** became just the second player in team history and seventh cornerback in league history to be named AP Defensive Player of the Year in 2024. **See Page 17**

Defensive lineman **Zach Allen** has recorded the most quarterback hits (31) among all players this year. **See Page 20**

Outside linebacker **Nik Bonitto** ranks third in the NFL in pressure percentage (19.5) this season. **See Page 23**

BRONCOS PUBLIC RELATIONS STAFF

Patrick Smyth - Chief Communications Officer • Erich Schubert - Vice President of Communications & Content • Megan Boyle - Sr. Manager of Strategic Communications
Tyler Gorse - Sr. Coordinator of Football Communications • Emma Levine - Communications Assistant

2025 DENVER BRONCOS WEEKLY RELEASE

BRONCOS/RAIDERS TEAM COMPARISON



NFL Top 10
NFL Bottom 10



10-2

2-10

GENERAL

-3 (T-19th)	TURNOVER MARGIN (RK)	-3 (T-19th)
29:47 (17th)	TIME OF POSSESSION AVG. (RK)	28:32 (28th)

OFFENSE

340.8 (12th)	NET YARDS PER GAME (RK)	259.5 (30th)
5.37 (15th)	YARDS PER PLAY (RK)	4.51 (30th)
23.7 (13th)	POINTS PER GAME (RK)	14.9 (31st)
119.3 (14th)	NET RUSHING YPG (RK)	75.4 (32nd)
221.5 (14th)	NET PASSING YPG (RK)	184.1 (26th)
9 (T-18th)	HAD INTERCEPTED (RK)	14 (T-30th)
4 (T-6th)	FUMBLES LOST (RK)	3 (T-2nd)
13 (T-11th)	GIVEAWAYS (RK)	17 (T-23rd)
14 (1st)	SACKS ALLOWED (RK)	46 (31st)
39.3% (T-16th)	THIRD DOWN PCT. (RK)	35.6% (25th)
58.5% (T-15th)	RED ZONE PCT. (RK)	51.7% (22nd)

DEFENSE

286.4 (5th)	NET YARDS PER GAME (RK)	323.3 (16th)
4.46 (1st)	YARDS PER PLAY (RK)	5.19 (13th)
18.2 (4th)	POINTS PER GAME (RK)	25.7 (26th)
93.1 (5th)	NET RUSHING YPG (RK)	110.8 (15th)
193.3 (9th)	NET PASSING YPG (RK)	212.5 (T-17th)
7 (T-20th)	INTERCEPTIONS (RK)	8 (T-16th)
3 (T-27th)	FUMBLE RECOVERIES (RK)	6 (T-14th)
10 (T-26th)	TAKEAWAYS (RK)	14 (T-15th)
51 (1st)	SACKS (RK)	23 (T-25th)
30.8% (1st)	THIRD DOWN PCT. (RK)	45.9% (30th)
39.4% (1st)	RED ZONE PCT. (RK)	59.6% (22nd)

SPECIAL TEAMS

47.9 (T-12th)	GROSS PUNTING AVG. (RK)	45.4 (25th)
41.7 (T-13th)	NET PUNTING AVG. (RK)	36.8 (29th)
13.4 (7th)	PUNT RETURN AVG. (RK)	6.9 (T-28th)
9.6 (14th)	PUNT RETURN AVG. AGAINST (RK)	13.3 (T-25th)
24.7 (26th)	KICKOFF RETURN AVG. (RK)	27.6 (6th)
28.3 (30th)	KICKOFF RETURN AVG. AGAINST (RK)	27.5 (25th)
86.4% (T-15th)	FIELD GOAL PCT. (RK)	76.2% (27th)

PENALTIES

98 (31st)	PENALTIES COMMITTED	86 (T-21st)
96 (3rd)	OPPONENT PENALTIES COMMITTED	88 (7th)

BRONCOS/RAIDERS IND. COMPARISON



PASSING YARDS

Nix	2,742	Smith	2,532
---------------	-------	-----------------	-------

RUSHING YARDS

Dobbins*	772	Jeanty	635
Harvey	279	Smith	104
Nix	229	Mostert	98

RECEIVING YARDS

Sutton	711	Bowers	573
Franklin	530	Tucker	550
Engram	339	Meyers*	352

POINTS SCORED

Lutz	84	Carlson	63
Harvey	48	Jeanty	48
Franklin	36	Bowers	32

INTERCEPTIONS

Tillman	2	Kelley	3
Five Players	1	Pola-Mao	2
		Three Players	1

SACKS

Bonitto	10.5	Crosby	8.0
Cooper	7.5	Laulu	4.0
Allen	6.0	Koonce	3.0

DEFENSIVE TACKLES

Singleton	95	White	114
Hufanga	89	Chinn	93
Jones	73	Pola-Mao	64

KICKOFF RETURNS (AVG.)

Mims Jr.	19 (27.0)	Laube	23 (26.4)
Harvey	16 (22.1)	Mostert	18 (30.4)

PUNT RETURNS (AVG.)

Mims Jr.	23 (15.0)	Bachman	11 (6.8)
Bandy*	5 (5.8)	Tucker	7 (7.0)

FIELD GOALS

Lutz	19/22 (86.4)	Carlson	16/21 (76.2)
----------------	--------------	-------------------	--------------

PUNTS (GROSS/NET AVG.)

Crawshaw	61 (47.9/41.7)	Cole	47 (47.7/38.4)
--------------------	----------------	----------------	----------------

* - Player not currently on active roster



BRONCOS/RAIDERS SERIES BREAKDOWN

Series Meetings:	130
Broncos Record:	56-72-2 (Home: 30-33-2 / Away: 26-39-0)
First Game:	at Den. 31, Oak. 14 (10/2/60)
Last Game:	at Den. 10, L.V. 7 (11/6/25)
Current Streak:	Won 3
Longest Den. Win Streak:	8 (11/6/11 - 12/13/15)
Longest L.V. Win Streak:	14 (11/21/65 - 12/19/71)
Last Den. Home Win:	at Den. 10, L.V. 7 (11/6/25)
Last Den. Home Loss:	L.V. 17, at Den. 16 (9/10/23)
Last Den. Road Win:	Den. 29, at L.V. 19 (11/24/24)
Last Den. Road Loss:	at L.V. 27, Den. 14 (1/7/24)
Den. Shutouts:	2x, last, at Den. 27, Oak. 0 (10/16/95)
L.V. Shutouts:	2x, last, at L.A. 24, Den. 0 (11/22/92)
Most Den. Points:	47, (12/28/14): at Den. 47, Oak. 14
Most L.V. Points:	59, (10/24/10): Oak. 59, at Den. 14
Total Den. Points:	2,648
Total L.V. Points:	2,790
Average Den. Points:	20.4
Average L.V. Points:	21.5
Largest Den. Win:	37, (10/5/62): at Den. 44, Oak. 7
Largest L.V. Win:	51, (9/10/67): at Oak. 51, Den. 0
Most Pts., Both Teams:	74, (9/7/86): Den. 38, at Oak. 36
Fewest Pts., Both Teams:	12, (12/1/80): at Oak. 9, Den. 3

BRONCOS/RAIDERS ALL-TIME RESULTS

Season (Date)	W/L	Result	Site
1960 (10/2)	W	@Denver 31, Oakland 14	Bears Stadium
1960 (12/17)	L	@Oakland 48, Denver 10	Candlestick Park
1961 (10/1)	L	@Oakland 33, Denver 19	Candlestick Park
1961 (10/15)	W	@Denver 27, Oakland 24	Bears Stadium
1962 (10/5)	W	@Denver 44, Oakland 7	Bears Stadium
1962 (10/14)	W	Denver 23, @Oakland 6	Frank Youell Field
1963 (11/28)	L	Oakland 26, @Denver 10	Bears Stadium
1963 (12/15)	L	@Oakland 35, Denver 31	Frank Youell Field
1964 (10/25)	L	@Oakland 40, Denver 7	Frank Youell Field
1964 (11/29)	T	@Denver 20, Oakland 20	Bears Stadium
1965 (11/21)	L	Oakland 28, @Denver 20	Bears Stadium
1965 (12/5)	L	@Oakland 24, Denver 13	Frank Youell Stadium
1966 (11/20)	L	Oakland 17, @Denver 3	Bears Stadium
1966 (12/11)	L	@Oakland 28, Denver 10	Oakland-Alameda County Coliseum
1967 (9/10)	L	@Oakland 51, Denver 0	Oakland-Alameda County Coliseum
1967 (11/5)	L	Oakland 21, @Denver 17	Bears Stadium
1968 (11/10)	L	Oakland 43, @Denver 7	Bears Stadium
1968 (12/8)	L	@Oakland 33, Denver 27	Oakland-Alameda County Coliseum
1969 (10/12)	L	Oakland 24, @Denver 14	Mile High Stadium
1969 (11/9)	L	@Oakland 41, Denver 10	Oakland-Alameda County Coliseum
1970 (10/11)	L	@Oakland 35, Denver 23	Oakland-Alameda County Coliseum
1970 (11/15)	L	Oakland 24, @Denver 19	Mile High Stadium
1971 (10/10)	L	Oakland 27, @Denver 16	Mile High Stadium
1971 (12/19)	L	@Oakland 21, Denver 13	Oakland-Alameda County Coliseum
1972 (10/22)	W	Denver 30, @Oakland 23	Oakland-Alameda County Coliseum
1972 (11/19)	L	Oakland 37, @Denver 20	Mile High Stadium
1973 (10/22)	T	@Denver 23, Oakland 23	Mile High Stadium
1973 (12/16)	L	@Oakland 21, Denver 17	Oakland-Alameda County Coliseum
1974 (11/3)	L	Oakland 28, @Denver 17	Mile High Stadium
1974 (11/24)	W	Denver 20, @Oakland 17	Oakland-Alameda County Coliseum
1975 (11/2)	L	Oakland 42, @Denver 17	Mile High Stadium

BRONCOS/RAIDERS ALL-TIME RESULTS CONT.

1975 (12/8)	L	@Oakland 17, Denver 10	Oakland-Alameda County Coliseum
1976 (10/17)	L	Oakland 17, @Denver 10	Mile High Stadium
1976 (10/31)	L	@Oakland 19, Denver 6	Oakland-Alameda County Coliseum
1977 (10/16)	W	Denver 30, @Oakland 7	Oakland-Alameda County Coliseum
1977 (10/30)	L	Oakland 24, @Denver 14	Mile High Stadium
1977 (1/1)	W	@Denver 20, Oakland 17*	Mile High Stadium
1978 (9/3)	W	@Denver 14, Oakland 6	Mile High Stadium
1978 (12/3)	W	Denver 21, @Oakland 6	Oakland-Alameda County Coliseum
1979 (9/30)	L	@Oakland 27, Denver 3	Oakland-Alameda County Coliseum
1979 (11/25)	L	Oakland 14, @Denver 10	Mile High Stadium
1980 (12/1)	L	@Oakland 9, Denver 3	Oakland-Alameda County Coliseum
1980 (12/14)	L	Oakland 24, @Denver 21	Mile High Stadium
1981 (9/6)	W	@Denver 9, Oakland 7	Mile High Stadium
1981 (10/4)	W	Denver 17, @Oakland 0	Oakland-Alameda County Coliseum
1982 (12/26)	L	@Los Angeles 27, Denver 10	L.A. Coliseum
1983 (9/25)	L	Los Angeles 22, @Denver 7	Mile High Stadium
1983 (11/13)	L	@Los Angeles 22, Denver 20	L.A. Coliseum
1984 (9/30)	W	@Denver 16, Los Angeles 13	Mile High Stadium
1984 (10/28)	W	Denver 22, @Los Angeles 19 (OT)	L.A. Coliseum
1985 (11/24)	L	@Los Angeles 31, Denver 28 (OT)	L.A. Coliseum
1985 (12/8)	L	Los Angeles 17, @Denver 14 (OT)	Mile High Stadium
1986 (9/7)	W	@Denver 38, Los Angeles 36	Mile High Stadium
1986 (11/2)	W	Denver 21, @Los Angeles 10	L.A. Coliseum
1987 (10/12)	W	@Denver 30, Los Angeles 14	Mile High Stadium
1987 (11/22)	W	Denver 23, @Los Angeles 17	L.A. Coliseum
1988 (9/26)	L	Los Angeles 30, @Denver 27 (OT)	Mile High Stadium
1988 (12/4)	L	@Los Angeles 21, Denver 20	L.A. Coliseum
1989 (9/24)	W	@Denver 31, Los Angeles 21	Mile High Stadium
1989 (12/3)	L	@Los Angeles 16, Denver 13 (OT)	L.A. Coliseum
1990 (9/9)	L	@Los Angeles 14, Denver 9	L.A. Coliseum
1990 (12/2)	L	Los Angeles 23, @Denver 20	Mile High Stadium
1991 (9/8)	L	@Los Angeles 16, Denver 13	L.A. Coliseum
1991 (11/10)	L	Los Angeles 17, @Denver 16	Mile High Stadium
1992 (9/6)	W	@Denver 17, Los Angeles 13	Mile High Stadium
1992 (11/22)	L	@Los Angeles 24, Denver 0	L.A. Coliseum
1993 (10/18)	L	Los Angeles 23, @Denver 20	Mile High Stadium
1993 (1/2)	L	@Los Angeles 33, Denver 30 (OT)	L.A. Coliseum
1993 (1/9)	L	@Los Angeles 42, Denver 24**	L.A. Coliseum
1994 (9/18)	L	Los Angeles 48, @Denver 16	Mile High Stadium
1994 (12/11)	L	@Los Angeles 23, Denver 13	L.A. Coliseum
1995 (10/16)	W	@Denver 27, Oakland 0	Mile High Stadium
1995 (12/24)	W	Denver 31, @Oakland 28	Oakland-Alameda County Coliseum
1996 (11/4)	W	Denver 22, @Oakland 21	Oakland-Alameda County Coliseum
1996 (12/15)	W	@Denver 24, Oakland 19	Mile High Stadium
1997 (10/19)	L	@Oakland 28, Denver 25	Oakland-Alameda County Coliseum
1997 (11/24)	W	@Denver 31, Oakland 3	Mile High Stadium
1998 (9/20)	W	Denver 34, @Oakland 17	Oakland-Alameda County Coliseum
1998 (11/22)	W	@Denver 40, Oakland 14	Mile High Stadium
1999 (10/10)	W	Denver 16, @Oakland 13	Network Associates Coliseum
1999 (11/22)	W	@Denver 27, Oakland 21 (OT)	Mile High Stadium
2000 (9/17)	W	Denver 33, @Oakland 24	Network Associates Coliseum
2000 (11/13)	W	@Denver 27, Oakland 24	Mile High Stadium
2001 (11/5)	L	@Oakland 38, Denver 28	Network Associates Coliseum
2001 (12/30)	W	@Denver 23, Oakland 17	INVESCO Field at Mile High
2002 (11/11)	L	Oakland 34, @Denver 10	INVESCO Field at Mile High
2002 (12/22)	L	@Oakland 28, Denver 16	Network Associates Coliseum
2003 (9/22)	W	@Denver 31, Oakland 10	INVESCO Field at Mile High
2003 (11/30)	W	Denver 22, @Oakland 8	Network Associates Coliseum

2025 DENVER BRONCOS WEEKLY RELEASE

BRONCOS/RAIDERS ALL-TIME RESULTS CONT.

2004 (10/17)	W	Denver 31, @Oakland 3	Network Associates Coliseum
2004 (11/28)	L	Oakland 25, @Denver 24	INVESCO Field at Mile High
2005 (11/13)	W	Denver 31, @Oakland 17	McAfee Coliseum
2005 (12/24)	W	@Denver 22, Oakland 3	INVESCO Field at Mile High
2006 (10/15)	W	@Denver 13, Oakland 3	INVESCO Field at Mile High
2006 (11/12)	W	Denver 17, @Oakland 13	McAfee Coliseum
2007 (9/16)	W	@Denver 23, Oakland 20 (OT)	INVESCO Field at Mile High
2007 (12/2)	L	@Oakland 34, Denver 20	McAfee Coliseum
2008 (9/8)	W	Denver 41, @Oakland 14	McAfee Coliseum
2008 (11/23)	L	Oakland 31, @Denver 10	INVESCO Field at Mile High
2009 (9/27)	W	Denver 23, @Oakland 3	Oakland-Alameda County Coliseum
2009 (12/20)	L	Oakland 20, @Denver 19	INVESCO Field at Mile High
2010 (10/24)	L	Oakland 59, @Denver 14	INVESCO Field at Mile High
2010 (12/19)	L	@Oakland 39, Denver 23	Oakland-Alameda County Coliseum
2011 (9/12)	L	Oakland 23, @Denver 20	Sports Authority Field at Mile High
2011 (11/6)	W	Denver 38, @Oakland 24	O.co Coliseum
2012 (9/30)	W	@Denver 37, Oakland 6	Sports Authority Field at Mile High
2012 (12/6)	W	Denver 26, @Oakland 13	O.co Coliseum
2013 (9/23)	W	@Denver 37, Oakland 21	Sports Authority Field at Mile High
2013 (12/29)	W	Denver 34, @Oakland 14	O.co Coliseum
2014 (11/9)	W	Denver 41, @Oakland 17	O.co Coliseum
2014 (12/28)	W	@Denver 47, Oakland 14	Sports Authority Field at Mile High
2015 (10/11)	W	Denver 16, @Oakland 10	O.co Coliseum
2015 (12/13)	L	Oakland 15, @Denver 10	Sports Authority Field at Mile High
2016 (11/6)	L	@Oakland 30, Denver 20	Oakland Coliseum
2016 (1/1)	W	@Denver 24, Oakland 6	Sports Authority Field at Mile High
2017 (10/1)	W	@Denver 16, Oakland 10	Sports Authority Field at Mile High
2017 (11/27)	L	@Oakland 21, Denver 14	Oakland Coliseum
2018 (9/16)	W	@Denver 20, Oakland 19	Broncos Stadium at Mile High
2018 (12/24)	L	@Oakland 27, Denver 14	Oakland Coliseum
2019 (9/9)	L	@Oakland 24, Denver 16	Oakland-Alameda County Coliseum
2019 (12/29)	W	@Denver 16, Oakland 15	Empower Field at Mile High
2020 (11/15)	L	@Las Vegas 37, Denver 12	Allegiant Stadium
2021 (1/3)	L	Las Vegas 32, @Denver 31	Empower Field at Mile High
2021 (10/17)	L	Las Vegas 34, @Denver 24	Empower Field at Mile High
2021 (12/26)	L	@Las Vegas 17, Denver 13	Allegiant Stadium
2022 (10/02)	L	@Las Vegas 32, Denver 23	Allegiant Stadium
2022 (11/20)	L	Las Vegas 22, @Denver 16	Empower Field at Mile High
2023 (9/10)	L	Las Vegas 17, @Denver 16	Empower Field at Mile High
2023 (1/7)	L	@Las Vegas 27, Denver 14	Allegiant Stadium
2024 (10/6)	W	@Denver 34, Las Vegas 18	Empower Field at Mile High
2024 (11/24)	W	Denver 29, @Las Vegas 19	Allegiant Stadium
2025 (11/6)	W	@Denver 10, Las Vegas 7	Empower Field at Mile High

* 1998 AFC Championship Game

BRONCOS KEEP ROLLING

The Broncos own the second-longest winning streak in the NFL with nine straight wins dating back to their Week 4 matchup against Cincinnati. This marks the club's longest winning streak in a single season since 2012, when it logged 11 straight wins from Weeks 6-17.

ACTIVE WINNING STREAKS, NFL

Rk.	Team	Consecutive Wins
1.	New England	10
2.	Denver	9
3.	Chicago	5
4.	Houston	4
5.	Five Teams Tied	3

WHAT TO WATCH FOR VS. RAIDERS

TEAM (56-72-2 all-time record vs. Las Vegas; 26-39 on the road)

* - Needs a win to improve to 57-72-2 overall and 27-39 on the road in the all-time series against the Raiders.

TEAM (9 straight wins)

* - Needs a win on Sunday to win 10 consecutive games in a single season for the first time since 2012 (11 games).

TEAM (4 straight road wins)

* - Needs a win on Sunday to win five straight road games for the first time since 2012 (8 games).

TEAM (10-2 record in first 12 games)

* - Needs a win on Sunday to start the season with a 11-2 record for the first time since 2013.

OLB JONATHON COOPER (7.5 sacks in 2025)

* - Needs 0.5 sacks to become the fourth player selected in the seventh round or later to record at least eight sacks in three straight seasons.

RB RJ HARVEY (8 touchdowns in 2025)

* - Needs one touchdown to tie RB Knowshon Moreno for the fourth-most touchdowns by a rookie running back in team history.

QB BO NIX (19 passing TDs in 2025)

* - Needs one passing touchdown to become the fifth player in franchise history to reach 20 passing touchdowns in back-to-back seasons.

WR COURTLAND SUTTON (6,051 career receiving yards)

* - Needs 61 receiving yards to tie WR Steve Watson for the sixth-most receiving yards in team history.

WR COURTLAND SUTTON (5 receiving touchdowns in 2025)

* - Needs three receiving touchdowns to become the third player in team history to record eight touchdown catches in three straight seasons.

NFL SCHEDULE - WEEK 14

Thursday, Dec. 4

Dallas at Detroit 8:15 p.m. (EST)

Sunday, Dec. 7

Washington at Minnesota 12:00 p.m. (CST)
 Miami at N.Y. Jets 1:00 p.m. (EST)
 Pittsburgh at Baltimore 1:00 p.m. (EST)
 New Orleans at Tampa Bay 1:00 p.m. (EST)
 Indianapolis at Jacksonville 1:00 p.m. (EST)
 Tennessee at Cleveland 1:00 p.m. (EST)
 Seattle at Atlanta 1:00 p.m. (EST)
 Cincinnati at Buffalo 1:00 p.m. (EST)
Denver at Las Vegas 1:05 p.m. (PST)
 L.A. Rams at Arizona 2:25 p.m. (MST)
 Chicago at Green Bay 3:25 p.m. (CST)
 Houston at Kansas City 7:20 p.m. (CST)

Monday, Dec. 8

Philadelphia at L.A. Chargers 5:15 p.m. (PST)

2025 DENVER BRONCOS WEEKLY RELEASE



NFL STANDINGS

AFC East

Team	W	L	T	Pct	PF	PA	Home	Road	Div	AFC	NFC
N.E.	11	2	0	0.846	351	241	5-2	6-0	3-0	6-2	5-0
Buf.	8	4	0	0.667	337	259	5-1	3-3	2-2	5-3	3-1
Mia.	5	7	0	0.417	247	286	4-3	1-4	2-2	2-6	3-1
NYJ	3	9	0	0.250	246	315	2-5	1-4	0-3	2-6	1-3

AFC North

Team	W	L	T	Pct	PF	PA	Home	Road	Div	AFC	NFC
Bal	6	6	0	0.500	289	293	3-4	3-2	2-1	4-4	2-2
Pit.	6	6	0	0.500	281	289	4-3	2-3	2-1	5-3	1-3
Cin.	4	8	0	0.333	280	374	2-4	2-4	3-1	4-4	0-4
Cle.	3	9	0	0.250	194	270	2-4	1-5	0-4	2-6	1-3

AFC South

Team	W	L	T	Pct	PF	PA	Home	Road	Div	AFC	NFC
Jac.	8	4	0	0.667	292	253	4-2	4-2	2-1	5-2	3-2
Ind.	8	4	0	0.667	357	249	6-1	2-3	2-1	6-3	2-1
Hou.	7	5	0	0.583	263	198	4-2	3-3	4-1	6-2	1-3
Ten.	1	11	0	0.083	170	328	0-7	1-4	0-5	0-9	1-2

AFC West

Team	W	L	T	Pct	PF	PA	Home	Road	Div	AFC	NFC
Den.	10	2	0	0.833	284	218	6-0	4-2	2-1	6-2	4-0
LAC	8	4	0	0.667	277	252	5-2	3-2	4-0	7-2	1-2
K.C.	6	6	0	0.500	305	232	5-1	1-5	1-2	3-4	3-2
L.V.	2	10	0	0.167	179	308	1-5	1-5	0-4	2-7	0-3

NFC East

Team	W	L	T	Pct	PF	PA	Home	Road	Div	NFC	AFC
Phi.	8	4	0	0.667	270	249	4-2	4-2	2-2	7-3	1-1
Dal.	6	5	1	0.542	351	342	4-1-1	2-4	3-1	3-4-1	3-1
Was.	3	9	0	0.250	262	323	2-4	1-5	1-1	1-6	2-3
NYG	2	11	0	0.154	279	367	2-3	0-8	1-3	1-8	1-3

NFC North

Team	W	L	T	Pct	PF	PA	Home	Road	Div	NFC	AFC
Chi.	9	3	0	0.750	313	307	4-1	5-2	1-2	6-2	3-1
G.B.	8	3	1	0.708	294	226	4-2	4-1-1	3-0	6-2-1	2-1
Det.	7	5	0	0.583	350	274	4-2	3-3	1-3	4-4	3-1
Min.	4	8	0	0.333	224	281	1-4	3-4	2-2	2-5	2-3

NFC South

Team	W	L	T	Pct	PF	PA	Home	Road	Div	NFC	AFC
T.B.	7	5	0	0.583	279	301	3-2	4-3	2-0	5-3	2-2
Car.	7	6	0	0.538	247	297	4-2	3-4	2-1	5-3	2-3
Atl.	4	8	0	0.333	243	276	2-3	2-5	1-3	3-4	1-4
N.O.	2	10	0	0.167	182	295	1-5	1-5	1-2	2-7	0-3

NFC West

Team	W	L	T	Pct	PF	PA	Home	Road	Div	NFC	AFC
LAR	9	3	0	0.750	334	210	5-1	4-2	2-1	4-3	5-0
Sea.	9	3	0	0.750	350	217	4-2	5-1	2-2	5-3	4-0
S.F.	9	4	0	0.692	307	269	3-2	6-2	4-1	8-2	1-2
Ari.	3	9	0	0.250	265	303	1-5	2-4	0-4	3-6	0-3

Key: x = clinched playoffs; y = clinched wild card; z = clinched division;

* = clinched home field advantage

BRONCOS ALL-TIME YEAR-BY-YEAR RECORDS

YEAR	PRESEASON	REG. SEASON	PLAYOFFS
1960	0-5	4-9-1	0-0
1961	1-4	3-11	0-0
1962	2-2	7-7	0-0
1963	2-3	2-11-1	0-0
1964	2-3	2-11-1	0-0
1965	1-4	4-10	0-0
1966	1-3	4-10	0-0
1967	3-1	3-11	0-0
1968	1-4	5-9	0-0
1969	1-4	5-8-1	0-0
1970	3-2	5-8-1	0-0
1971	1-4	4-9-1	0-0
1972	2-3	5-9	0-0
1973	2-3	7-5-2	0-0
1974	4-2	7-6-1	0-0
1975	3-3	6-8	0-0
1976	5-2	9-5	0-0
1977	5-1	12-2	2-1 (S.B. loss)
1978	2-2	10-6	0-1
1979	3-1	10-6	0-1
1980	2-2	8-8	0-0
1981	2-2	10-6	0-0
1982	4-0	2-7	0-0
1983	3-1	9-7	0-1
1984	3-1	13-3	0-1
1985	2-2	11-5	0-0
1986	2-2	11-5	2-1 (S.B. loss)
1987	3-2	10-4-1	2-1 (S.B. loss)
1988	3-1	8-8	0-0
1989	2-2	11-5	2-1 (S.B. loss)
1990	3-2	5-11	0-0
1991	2-3	12-4	1-1
1992	1-4	8-8	0-0
1993	2-2	9-7	0-1
1994	2-3	7-9	0-0
1995	3-2	8-8	0-0
1996	3-1	13-3	0-1
1997	3-2	12-4	4-0 (S.B. win)
1998	3-1	14-2	3-0 (S.B. win)
1999	3-2	6-10	0-0
2000	4-0	11-5	0-1
2001	3-1	8-8	0-0
2002	3-1	9-7	0-0
2003	3-1	10-6	0-1
2004	2-3	10-6	0-1
2005	4-0	13-3	1-1
2006	3-1	9-7	0-0
2007	2-2	7-9	0-0
2008	2-2	8-8	0-0
2009	1-3	8-8	0-0
2010	1-3	4-12	0-0
2011	2-2	8-8	1-1
2012	2-2	13-3	0-1
2013	2-2	13-3	2-1 (S.B. loss)
2014	3-1	12-4	0-1
2015	3-1	12-4	3-0 (S.B. win)
2016	2-2	9-7	0-0
2017	4-0	5-11	0-0
2018	2-2	6-10	0-0
2019	2-3	7-9	0-0
2020	N/A	5-11	0-0
2021	3-0	7-10	0-0
2022	2-1	5-12	0-0
2023	1-2	7-6	0-0
2024	3-0	10-7	0-1
2025	3-0	10-2	0-0
TOTAL	157-128 (.551)	528-474-10 (.527)	23-20 (.535)

2025 DENVER BRONCOS WEEKLY RELEASE

DECADES OF SUCCESS



In the Broncos' six-plus decades of professional football, the team has built an impressive resume that includes three World Championships, eight Super Bowl appearances, 15 AFC West titles and 528 regular-season wins.

BRONCOS REGULAR-SEASON RECORD BY DECADE, SINCE 1960

Decade	W	L	T	Pct.	Playoff Berths	Win Rk.
1960s	39	97	4	.287	0	22nd
1970s	75	64	5	.539	3	8th
1980s	93	58	1	.615	5	4th
1990s	94	66	0	.588	5	7th
2000s	93	67	0	.581	4	6th
2010s	89	71	0	.556	5	T-8th
2020s	45	51	0	.469	1	18th
TOTALS	528	474	10	.527	23	9th

BRONCOS RANK SECOND IN SUPER BOWL APPEARANCES

Denver's eight Super Bowl appearances are tied for the second most in NFL history.

MOST SUPER BOWL APPEARANCES, NFL HISTORY

Rk.	Team	No.
1.	New England	11
2.	Denver	8
	Dallas	8
	Pittsburgh	8
	San Francisco	8

DENVER BRONCOS SUPER BOWL SEASONS/RESULTS

Season	Coach	Opponent	Result
1977	Red Miller	Dallas	L, 27-10
1986	Dan Reeves	N.Y. Giants	L, 39-20
1987	Dan Reeves	Washington	L, 42-10
1989	Dan Reeves	San Francisco	L, 55-10
1997	Mike Shanahan	Green Bay	W, 31-24
1998	Mike Shanahan	Atlanta	W, 34-19
2013	John Fox	Seattle	L, 43-8
2015	Gary Kubiak	Carolina	W, 24-10

DENVER OWNS SECOND-MOST AFC WEST CROWNS

Denver has won 15 AFC West titles since 1960, which is tied for the second most among division members.

MOST AFC WEST DIVISION TITLES, SINCE 1960

Rk.	Team	No.
1.	Kansas City	17
2.	Denver	15
	Oakland / Las Vegas	15
	S.D. / L.A. Chargers	15
5.	Seattle	2

HOME SELLOUT STREAK

Denver owns the NFL's home record sellout streak (459 games) for a single city. The streak, which includes 437 regular-season games and 22 playoff contests, began in Week 1 of the 1970 season.

LONGEST CURRENT HOME SELLOUT STREAKS IN A SINGLE CITY (INCLUDES POSTSEASON)

Rk.	Team	Date Started (Opponent)	Streak
1.	Denver	Sept. 27, 1970 (vs. Pittsburgh)	459
2.	Pittsburgh	Sept. 17, 1972 (vs. Oakland)	448
3.	N.Y. Giants	Sept. 15, 1974 (vs. Washington)	412
4.	Green Bay	Oct. 2, 1960 (vs. Detroit)	410

BRONCOS WITH NINTH-MOST WINS IN NFL SINCE 1960

The Broncos, who played their first regular season game on Friday, Sept. 9, 1960, have accumulated 551 victories (528 reg. + 23 post-season) in franchise history. Denver has produced the ninth-most regular-season wins since 1960 and is currently 1-of-9 NFL franchises in that span to reach 520 wins.

Denver's Week 18 contest in 2024 marked the 1,000th regular-season game in franchise history. At that time, it became 1-of-8 franchises since 1960 to play in at least 1,000 regular-season games.

TOTAL WINS, REGULAR SEASON, SINCE 1960

Rk.	Team	Games	Wins	Losses	Ties	Pct.
1.	Pittsburgh	1,010	576	423	11	.576
2.	Dallas	1,010	575	428	7	.573
3.	Green Bay	1,010	570	424	16	.573
4.	New England	1,013	556	448	9	.554
5.	Kansas City	1,012	553	447	12	.553
6.	Minnesota	998	541	446	11	.548
7.	San Francisco	1,011	538	462	11	.538
8.	Indianapolis	1,010	531	472	7	.529
9.	Denver	1,012	528	474	10	.527
10.	Philadelphia	1,010	519	477	14	.521

BRONCOS 1-OF-7 TEAMS WITH 300 HOME VICTORIES

The Broncos, who currently have 528 regular-season wins, also own 317 home victories in franchise history. Denver clinched its 300th home win in the 2022 season finale against the L.A. Chargers.

With 317 such victories, the Broncos are currently 1-of-7 teams with 300+ home wins since 1960.

TEAMS WITH 300 OR MORE HOME WINS, SINCE 1960

Rk.	Team	Games	Wins	Losses	Ties	Pct.
1.	Pittsburgh	506	335	166	5	.668
2.	Green Bay	505	331	166	8	.664
3.	Dallas	505	320	180	5	.640
4.	Kansas City	505	318	183	4	.634
5.	Denver	507	317	183	7	.633
6.	Minnesota	499	315	180	4	.636
7.	New England	506	309	191	6	.618

90-WIN DECADES

Since the team's inception in 1960, Denver has totaled three 90+ win decades (1980s, '90s, '00s). The Broncos join the Packers, Steelers and Dolphins as the only teams to accomplish the feat.

MOST DECADES WITH 90+ REGULAR SEASON WINS, SINCE 1960

Rk.	Team	90+ Win Decades	Decades (Win Total)
1.	Green Bay	4	'60s (96), '90s (93), '00s (95), '10s (102)
	Pittsburgh	4	'70s (99), '90s (93), '00s (103), '10s (102)
3.	Denver	3	'80s (93), '90s (94), '00s (93)
	Miami	3	'70s (104), '80s (94), '90s (95)



GEORGE PATON ENTERS FIFTH YEAR AS BRONCOS GM



George Paton, who was named general manager of the Broncos on Jan. 13, 2021, is the club's 15th top personnel executive since the franchise's inception in 1960.

<u>EXECUTIVE</u>	<u>TITLE</u>	<u>YEAR(S)</u>
Dean Griffing	General Manager	1960-61
Jack Faulkner	General Manager/Head Coach	1962-64
Fred Gehrke	Director of Player Personnel	1965-66
Lou Saban	General Manager/Head Coach	1967-71
John Ralston	General Manager/Head Coach	1972-76
Fred Gehrke	Vice President—General Manager	1977-80
Grady Alderman	General Manager	1981-82
Hein Poulus	Vice President—General Manager	1983
John Beake	General Manager	1984-98
Neal Dahlen	General Manager	1999-2001
Ted Sundquist	General Manager	2002-07
Jim Goodman	V.P. of Football Ops./Player Personnel	2008
Brian Xanders	General Manager	2009-10
John Elway	Exec. V.P. of Football Ops./GM	2011-20
George Paton	General Manager	2021-pres.

2025 BRONCOS ROOKIE DRAFT CLASS

Denver's fifth draft under General Manager George Paton saw Denver make a total of seven selections consisting of three offensive players, three defensive players and one special teamer. For the fifth time in team history and the first time since 2021, the Broncos selected a cornerback with their first-round selection.

DENVER'S 2025 DRAFT CLASS

<u>Player</u>	<u>Pos.</u>	<u>Rd. (Ovr.)</u>	<u>School</u>
Jahdae Barron	CB	1 (20)	Texas
RJ Harvey	RB	2 (60)	Central Florida
Pat Bryant	WR	3 (74)	Illinois
Sai'vion Jones	DE	3 (101)	LSU
Que Robinson	OLB	4 (134)	Alabama
Jeremy Crawshaw	P	6 (216)	Florida
Caleb Lohner	TE	7 (241)	Utah

PATON FILLS OUT BRONCOS ROSTER

The Broncos' 2025 53-man roster features 13 players (24.5%) who are new to the team.

NEW PLAYERS ON DENVER'S 53-MAN ROSTER

<u>How Acquired</u>	<u>Total</u>
NFL Draft	6
Veteran Free Agency	6
College Free Agency	1
TOTALS	13

PATON FILLS OUT BRONCOS ROSTER CONT.

NEW VETERAN PLAYERS ON DENVER'S 53-MAN ROSTER

<u>Player</u>	<u>Pos.</u>	<u>Exp.</u>	<u>How Acq.</u>	<u>Prev. Team</u>
Geron Christian	T	8	FA	Dallas
Evan Engram	TE	9	FA	Jacksonville
Dre Greenlaw	LB	7	UFA (S.F.)	San Francisco
Talanoa Hufanga	S	5	UFA (S.F.)	San Francisco
Adam Prentice	FB	5	FA	New Orleans
Garret Wallow	LB	5	FA	Tennessee

ROOKIE PLAYERS ON DENVER'S 53-MAN ROSTER

<u>Player</u>	<u>Pos.</u>	<u>Rd. (Ovr.)</u>	<u>School</u>
Jahdae Barron	CB	1 (20)	Texas
Pat Bryant	WR	3 (101)	Illinois
Jeremy Crawshaw	P	6 (216)	Florida
RJ Harvey	RB	2 (60)	Central Florida
Sai'vion Jones	DE	3 (101)	LSU
Karene Reid	ILB	CFA	Utah
Que Robinson	OLB	4 (134)	Alabama

SUCCESS IN SCOUTING UNDRAFTED FREE AGENTS

In 21 of the last 22 years, at least one rookie college free agent has made the Broncos' initial 53-man roster out of training camp. This season, ILB Karene Reid became the 34th college free agent since 1997 to make the Broncos' initial roster out of camp.

In George Paton's five seasons as the team's general manager, the Broncos have kept a total of 10 undrafted free agents on the initial 53-man roster.

CFAs SIGNED BY DENVER ON INITIAL 2025 53-MAN ROSTER

<u>Year</u>	<u>Player</u>	<u>Pos.</u>	<u>College</u>
2023	Nate Adkins	TE	South Carolina
2023	Jaleel McLaughlin	RB	Youngstown St.
2023	Alex Palczewski	T	Illinois
2024	Frank Crum	T	Wyoming
2025	Karene Reid	ILB	Utah

PATON HELPS BUILD ROSTER OF ALL PROS

The Broncos had five players named to the Associated Press All-Pro team for the 2024 season, which is tied for the second most All-Pro selections in a season in team history and most since 1996 (6 players). Three players—guard Quinn Meinerz, punt returner Marvin Mims Jr. and cornerback Pat Surtain II—were all named first team while two players—defensive lineman Zach Allen and outside linebacker Nik Bonitto—were named to the second team.

ASSOCIATED PRESS ALL PRO SELECTIONS, 2024 SEASON

<u>Player</u>	<u>Acq.</u>	<u>Career Selections</u>	<u>Team</u>
G Quinn Meinerz	D3a-'21	1	1st
PR Marvin Mims	D2-'23	2	1st
CB Pat Surtain II	D1-'21	2	1st
IDL Zach Allen	UFA (Ari.)-'23	1	2nd
OLB Nik Bonitto	D2-'22	1	2nd

2025 PRO BOWLERS

Three Broncos, all drafted by General Manager George Paton, were selected as starters for the 2025 Pro Bowl Games: outside linebacker Nik Bonitto, cornerback Pat Surtain II and return specialist Marvin Mims Jr.

DENVER'S 2025 PRO BOWL SELECTIONS

<u>Player</u>	<u>Pos.</u>	<u>How Acq.</u>	<u>Pro Bowls</u>
Nik Bonitto	OLB	D2-'22	1
Marvin Mims Jr.	RS	D2-'23	2
Pat Surtain II	CB	D1-'21	3

2025 DENVER BRONCOS WEEKLY RELEASE

SEAN PAYTON LEADS DENVER BRONCOS IN THIRD SEASON AS HEAD COACH



Sean Payton was named the 20th head coach in franchise history on Feb. 3, 2023. Below is a look at the overall records (regular season and playoffs) for all of Denver's head coaches.

OVERALL RECORDS, BRONCOS ALL-TIME HEAD COACHES

Head Coach	Years	W	L	T	Pct.
Frank Filchock	1960-61	7	20	1	.268
Jack Faulkner	1962-64	9	22	1	.297
Mac Speedie*	1964-66	6	19	1	.250
Ray Malavasi*	1966	4	8	0	.333
Lou Saban	1967-71	20	42	3	.331
Jerry Smith*	1971	2	3	0	.400
John Ralston	1972-76	34	33	3	.507
Red Miller	1977-80	42	25	0	.627
Dan Reeves	1981-92	117	79	1	.596
Wade Phillips	1993-94	16	17	0	.485
Mike Shanahan	1995-2008	146	91	0	.616
Josh McDaniels	2009-10	11	17	0	.393
Eric Studesville*	2010	1	3	0	.250
John Fox	2011-14	49	22	0	.690
Gary Kubiak	2015-16	24	11	0	.686
Vance Joseph	2017-18	11	21	0	.344
Vic Fangio	2019-21	19	30	0	.388
Nathaniel Hackett	2022	4	11	0	.267
Jerry Rosburg*	2022	1	1	0	.500
Sean Payton	2023-25	28	18	0	.609

*Interim Head Coach

BREAKDOWN OF PAYTON'S COACHING RECORD

Category	W	L	T	Pct.
Regular season record as an NFL head coach	180	107	0	.627
Postseason record as an NFL head coach	9	9	0	.500
Overall record as an NFL head coach	189	116	0	.620
Regular season record as an NFL assistant coach	70	73	1	.490
Postseason record as an NFL assistant coach	2	3	0	.400
Overall record as an NFL assistant coach	72	76	1	.487
Overall record as an NFL coach	261	192	1	.576
Regular season record as a collegiate assistant coach	44	53	4	.455
Postseason record as a collegiate assistant coach	0	0	0	—
Overall record as a collegiate assistant coach	44	53	4	.455
Overall record coaching football	305	245	5	.554

PAYTON'S YEAR-BY-YEAR NFL COACHING CAREER

Year	Position	Team	Rec.	Postseason
1997	Quarterbacks	Philadelphia	6-9-1	
1998	Quarterbacks	Philadelphia	3-13	
1999	Quarterbacks	N.Y. Giants	7-9	
2000	Offensive Coordinator	N.Y. Giants	12-4	Playoffs (2-1)
2001	Offensive Coordinator	N.Y. Giants	7-9	
2002	Offensive Coordinator	N.Y. Giants	10-6	Playoffs (0-1)
2003	Asst. Head Coach/QBs	Dallas	10-6	Playoffs (0-1)
2004	Asst. Head Coach/QBs	Dallas	6-10	
2005	Asst. Head Coach/QBs	Dallas	9-7	
2006	Head Coach	New Orleans	10-6	Playoffs (1-1)
2007	Head Coach	New Orleans	7-9	
2008	Head Coach	New Orleans	8-8	
2009	Head Coach	New Orleans	13-3	Playoffs (3-0)
2010	Head Coach	New Orleans	11-5	Playoffs (0-1)
2011	Head Coach	New Orleans	13-3	Playoffs (1-1)
2013	Head Coach	New Orleans	11-5	Playoffs (1-1)
2014	Head Coach	New Orleans	7-9	
2015	Head Coach	New Orleans	7-9	
2016	Head Coach	New Orleans	7-9	
2017	Head Coach	New Orleans	11-5	Playoffs (1-1)
2018	Head Coach	New Orleans	13-3	Playoffs (1-1)
2019	Head Coach	New Orleans	13-3	Playoffs (0-1)
2020	Head Coach	New Orleans	12-4	Playoffs (1-1)
2021	Head Coach	New Orleans	9-8	
2023	Head Coach	Denver	8-9	
2024	Head Coach	Denver	10-7	Playoffs (0-1)
2025	Head Coach	Denver	10-2	

TOTALS 250-180-1 (.581) 11-12 (.478)

PAYTON RANKS 13TH ALL-TIME IN WINS

For his career, Head Coach Sean Payton has accumulated 180 regular-season wins, including 10 in 2025. His 180 such victories are the 13th-most among all head coaches in NFL history.

MOST WINS AMONG HEAD COACHES, REG. SEASON, NFL HISTORY

Rk.	Name	Years	Wins
1.	Don Shula+	1963-95	328
2.	George Halas+	1920-67	318
3.	Bill Belichick	1991-2023	302
4.	Andy Reid	1999-pres.	279
5.	Tom Landry+	1960-88	250
6.	Curly Lambeau+	1921-53	226
7.	Paul Brown+	1946-75	213
8.	Marty Schottenheimer	1984-2006	200
9.	Chuck Noll+	1969-1991	193
10.	Dan Reeves	1981-2003	190
11.	Mike Tomlin	2007-pres.	189
12.	Chuck Knox	1973-94	186
13.	Sean Payton	2006-pres.	180
14.	John Harbaugh	2008-pres.	178
15.	Mike McCarthy	2006-pres.	174
16.	Jeff Fisher	1994-2016	173
17.	Bill Parcells+	1983-2006	172
	Pete Carroll	1994-pres.	172
19.	Tom Coughlin	1995-2015	170
	Mike Shanahan	1988-2013	170

+ = Inductee into Pro Football Hall of Fame



PAYTON AMONG BEST ACTIVE HEAD COACHES



Head Coach Sean Payton has tallied 189 wins (reg. + postseason) in his career, which is the fourth-most victories among active head coaches. Additionally, his .620 overall winning percentage as a head coach ranks second among active coaches (min. 200 games), trailing only Andy Reid (.645).

CAREER RECORDS, ACTIVE HEAD COACHES

Rk.	Name	Regular Season	Postseason	Total
1.	Andy Reid	279-152-1	28-17	307-169-1
2.	Mike Tomlin	189-113-2	8-11	197-123-2
3.	John Harbaugh	178-110-0	13-11	191-121-0
4.	Sean Payton	180-107-0	9-9	189-116-0
5.	Pete Carroll	172-130-1	11-11	183-141-1

CHAMPIONSHIP PEDIGREE

Among active NFL head coaches, there are six who have appeared in at least three conference championship games while at the helm of their respective clubs. Broncos Head Coach Sean Payton has advanced to three NFC Championship Games in his career, tying him for fourth among active head coaches.

CONF. CHAMPIONSHIP GAMES, ACTIVE HCs

Rk.	Name	No.
1.	Andy Reid	11
2.	John Harbaugh	4
	Kyle Shanahan	4
4.	Sean Payton	3
	Jim Harbaugh	3
	Mike Tomlin	3

PLAYOFF PAYTON

Among active head coaches, Broncos Head Coach Sean Payton owns the fifth-most playoff appearances (10), and the fourth-most playoff wins (9).

MOST PLAYOFF APPEARANCES, ACTIVE HEAD COACHES

Rk.	Name	Playoff Appearances
1.	Andy Reid	20
	Mike Tomlin	12
	John Harbaugh	12
	Pete Carroll	12
5.	Sean Payton	10

MOST PLAYOFF WINS, ACTIVE HEAD COACHES

Rk.	Name	Playoff Wins
1.	Andy Reid	26
2.	John Harbaugh	12
3.	Pete Carroll	11
4.	Sean Payton	9
5.	Mike Tomlin	8

Out of the 16 active head coaches with multiple playoff appearances, Broncos Head Coach Sean Payton is 1-of-5 to guide multiple teams to the postseason (Jim Harbaugh, Pete Carroll, Dan Quinn, Andy Reid).

SEASONS WITH 10 OR MORE WINS

Head Coach Sean Payton, who has served in the role for 18 years, has led teams to 10 or more wins in a single season on 11 occasions, including in Denver in 2024 and '25. Among active coaches, Payton's 11 seasons with 10+ wins is tied for the second most.

SEASONS WITH 10+ WINS, ACTIVE HEAD COACHES

Rk.	Name	Seasons
1.	Andy Reid	19
2.	Sean Payton	11
	Mike Tomlin	11
	John Harbaugh	11

73 GAMES OVER .500

Across 18 seasons as an NFL head coach, Sean Payton has amassed a 180-107 (.627) regular-season record and is currently 73 games over .500 for his career. His 73 games over .500 is third among active coaches, trailing only Andy Reid (127) and Mike Tomlin (76).

GAMES OVER .500, REG. SEASON, ACTIVE HEAD COACHES

Rk.	Name	Record	Gms over .500
1.	Andy Reid	279-152-1	127
2.	Mike Tomlin	189-113-2	76
3.	Sean Payton	180-107-0	73
4.	John Harbaugh	178-110-0	68
5.	Pete Carroll	172-130-1	42

2025 BRONCOS ASSISTANT COACHING STAFF

(S) - Sideline; (B) - Booth

OFFENSE

Joe Lombardi (B) Offensive Coordinator
 Zach Strief (S) Off. Run Game Coord./Asst. Head Coach
 Davis Webb (S) Off. Pass Game Coord./Quarterbacks
 Lou Ayeni (S) Running Backs
 Pete Carmichael (S) Senior Offensive Assistant
 Keary Colbert (S) Wide Receivers
 Zack Grossi (S) Passing Game Specialist
 Austin King (S) Tight Ends
 Chris Morgan (B) Asst. Offensive Line
 Evan Rothstein (B) Dir. of Game Management/OL Asst.
 Logan Kilgore (S) Offensive Quality Control
 Favian Upshaw (B) Offensive Quality Control

DEFENSE

Vance Joseph (S) Defensive Coordinator
 Jim Leonhard (B) Def. Pass Game Coord./Asst. Head Coach
 Jamar Cain (S) Defensive Line
 Addison Lynch (S) Cornerbacks
 Isaac Shewmaker (S) Linebackers
 Jeff Schmedding (S) Inside Linebackers
 Joe Vitt (S) Senior Defensive Assistant
 Todd Davis (B) Defensive Quality Control
 Brian Niedermeyer (B) Defensive Quality Control

SPECIAL TEAMS

Darren Rizzi (S) Special Teams Coord./Asst. Head Coach
 Marwan Maalouf (B) Asst. Special Teams
 Zach Line (S) Special Teams Quality Control

STRENGTH AND CONDITIONING

Shaun Snee (S) Director of Strength and Conditioning
 Dan Dalrymple (S) Head Strength and Conditioning
 Korey Jones (S) Assistant Strength and Conditioning
 Taylor Porter (S) Assistant Strength and Conditioning

2025 DENVER BRONCOS WEEKLY RELEASE

LIGHTING UP THE SCOREBOARD

After recording 27 points in Week 13 against the Commanders, the Denver Broncos have scored the seventh-most points (284) among all AFC teams in 2025. Additionally, the Broncos' 23.7 points per game average is the highest by the club through Week 13 since 2016 (23.8).

TOTAL POINTS SCORED, AFC TEAMS, 2025 SEASON

Rk.	Team	Points	PPG
1.	Indianapolis	357	31.0
2.	New England	351	26.5
3.	Buffalo	337	28.3
4.	Kansas City	305	25.2
5.	Jacksonville	292	24.9
6.	Baltimore	289	25.0
7.	Denver	284	23.7

COMEBACK KIDS

The Broncos tied a franchise record with their 19-point fourth-quarter comeback in Week 7 over the Giants, with their game against the Baltimore Colts in 1983 (12/11) being the only other time Denver overcame a 19-point deficit in the final frame. The Broncos' 33 points in the fourth quarter are the most points scored in any quarter in team history while also tying for the second-most points scored by any team in the final frame in NFL history.

MOST POINTS SCORED IN A QUARTER, TEAM HISTORY

Rk.	Game	Qtr., Points	Result
1.	vs. NYG (10/19/25)	4th, 33	W, 33-32
2.	vs. Was. (10/27/13)	4th, 31	W, 45-21
3.	vs. LAC (9/14/08)	2nd, 24	W, 39-38
4.	vs. Mia. (11/23/14)	4th, 22	W, 39-36

MOST POINTS IN FOURTH QUARTER, NFL HISTORY

Rk.	Team	Game	Points	Result
1.	Detroit	vs. Chi. (9/30/07)	34	W, 37-27
2.	Denver	vs. NYG (10/19/25)	33	W, 33-32
	Dallas	vs. Ind. (12/4/22)	33	W, 54-19

BRONCOS NEAR TOP IN RUSHING

Recording 314 rushes for 1,432 yards (4.6 avg.) with 13 touchdowns, the Broncos have recorded the sixth-best rushing average in the AFC this season. The Broncos' 13 rushing scores are also tied for 11th among all NFL teams.

RUSHING AVERAGE, AFC TEAMS, 2025 SEASON

Rk.	Team	Att.	Yds.	Avg.	TDs	Yds./G
1.	Indianapolis	316	1,613	5.1	22	134.4
2.	Baltimore	330	1,641	5.0	15	136.8
3.	Buffalo	376	1,868	5.0	21	155.7
4.	Miami	292	1,405	4.8	8	117.1
5.	N.Y. Jets	336	1,604	4.8	9	133.7
6.	Denver	314	1,432	4.6	13	119.3

NIX LETTING IT FLY

This season, QB Bo Nix has completed eight passes of 20 or more yards that resulted in a touchdown. That is tied for the fourth most this season, behind only Baker Mayfield (11), Josh Allen (10) and Drake Maye (9).

PASSING TDs OF 20+ YARDS, 2025 SEASON

Rk.	Player	Team	TDs
1.	Baker Mayfield	Tampa Bay	11
2.	Josh Allen	Buffalo	10
3.	Drake Maye	New England	9
4.	Bo Nix	Denver	8
	Jared Goff	Detroit	8
	Jalen Hurts	Philadelphia	8
	Sam Darnold	Seattle	8
	Caleb Williams	Chicago	8

NIX HITS 5,000 CAREER PASSING YARDS

Reaching the 5,000 career passing yards mark in his 23rd career game in Week 6 vs. the Jets, Bo Nix is tied for the fourth-fastest signal caller to reach that milestone since 2020.



FASTEST PLAYERS TO 5,000 PASSING YARDS, NFL, SINCE 2020

Rk.	Player	Att.	Pass. Yds.	TDs	Games
1.	Justin Herbert	683	5,011	33	17
2.	Joe Burrow	690	5,185	33	19
	C.J. Stroud	638	5,162	29	19
4.	Bo Nix	773	5,052	38	23
	Trevor Lawrence	805	5,038	21	23
	Brock Purdy	554	5,169	42	23

NIX LEADING BRONCOS TO WINS

With quarterback Bo Nix as its starter from 2024-25, Denver has accumulated a record of 20-9 (.690) in the regular season. The team's 20 wins are the most by a Broncos' starting quarterback through his first two seasons.

MOST WINS AS A STARTER, REG. SEASON,

FIRST TWO SEASONS, TEAM HISTORY

Rk.	Player	Wins	Loss	Ties	Win%
1.	Bo Nix	20	9	0	.690
2.	John Elway	16	8	0	.667
3.	Jay Cutler	9	12	0	.429
4.	Drew Lock	8	10	0	.444
	Trevor Siemian	8	6	0	.571

NIX'S SITUATIONAL RECORDS

Below is a look at Bo Nix's career situational records. He owns a career 20-9 (.690) regular-season record.

BO NIX CAREER SITUATIONAL RECORDS

Throws 0 TD passes.....	3-3	On Sunday.....	16-7
Throws 1+TD passes.....	17-5	On Monday.....	2-0
Throws 2+TD passes.....	10-4	On Thursday.....	2-1
Throws 3+TD passes.....	5-2	On Saturday.....	0-1
Throws 4+TD passes.....	3-0	In September.....	4-4
Throws for <200 yds.....	7-2	In October.....	7-1
Throws for 200+yds.....	13-7	In November.....	7-2
Throws for 300+yds.....	4-0	In Dec./Jan.....	3-2
Was not intercepted.....	12-3	At home.....	13-2
Was intercepted.....	8-6	On road.....	8-7
Was not sacked.....	7-1	In division.....	5-4
Was sacked.....	13-8	In conference.....	11-8
Posts 100+rating.....	5-4	Out of conference.....	9-1

BO 'SIX'

From Week 4 of the 2024 season, QB Bo Nix has totaled 48 passing touchdowns while throwing only 17 interceptions. His 48 touchdowns are the fifth most among all NFL signal callers and second most among those in the AFC.

MOST PASSING TDs, SINCE WEEK 4 OF 2024, NFL QBs

Rk.	Player	Team	Comp.	Att.	Yds.	TDs	INTs	Rtg.
1.	Jared Goff	Det.	584	811	6,931	59	13	115.3
2.	Baker Mayfield	T.B.	589	875	6,463	54	19	100.5
3.	Lamar Jackson	Bal.	404	611	5,311	53	7	117.5
4.	Matthew Stafford	LAR	537	817	6,081	50	11	102.7
5.	Bo Nix	Den.	571	886	5,917	48	17	93.7



DON'T COUNT OUT BO



After the team's fourth-quarter comeback in Week 11 against the Chiefs, quarterback Bo Nix recorded his eighth career fourth-quarter comeback and fifth of 2025. That mark is the most fourth-quarter comebacks in the NFL since last season and is the

third most in Broncos team history.

MOST FOURTH-QUARTER COMEBACKS, SINCE 2024

Rk.	Player	Team	Games
1.	Bo Nix	Denver	8
2.	Caleb Williams	Chicago	7
3.	Patrick Mahomes	Kansas City	6
	Baker Mayfield	Tampa Bay	6
	Jordan Love	Green Bay	6

PUTTING A 'BO' ON IT

In Week 8 vs. Dallas, quarterback Bo Nix posted his third career game with at least four passing touchdowns, tied for the fifth most such contests among all signal callers since the start of the 2024 season.

MOST GAMES WITH 4+ PASSING TOUCHDOWNS, SINCE 2024

Rk.	Player	Games
1.	Lamar Jackson	6
2.	Matthew Stafford	5
3.	Baker Mayfield	4
	Sam Darnold	4
5.	Bo Nix	3
	Joe Burrow	3
	Aaron Rodgers	3
	Jared Goff	3
	Jordan Love	3

HARD TO BRING DOWN BO

Quarterback Bo Nix has proven to be one of the hardest quarterbacks to take down in the NFL since entering the league in 2024, being sacked only 37 times on 1,104 dropbacks. Among signal callers with at least 700 dropbacks since the start of the 2024 season, Nix's 37 sacks are the second fewest behind only Jordan Love (31).

FEWEST SACKS TAKEN, 2024-25 SEASONS, MIN. 700 DROP BACKS,

Rk.	Player	Team	Dropbacks	Sacks
1.	Jordan Love	Green Bay	848	31
2.	Bo Nix	Denver	1,104	37
3.	Dak Prescott	Dallas	782	38
4.	Josh Allen	Buffalo	955	42
5.	Matthew Stafford	L.A. Rams	966	45

BO KNOWS TOUCHDOWNS

Quarterback Bo Nix threw 29 touchdown passes in 2024, which was the second most by a rookie signal caller in league history. Additionally, his 376 completions also ranked third in NFL history while his 93.3 passer rating ranked second among rookies with at least 500 pass attempts.

MOST PASSING TDs BY A ROOKIE, NFL HISTORY

Rk.	Player	Season	Comp.	Att.	Yds.	TDs	INTs	Rtg.
1.	Justin Herbert	2020	396	595	4,336	31	10	98.3
2.	Bo Nix	2024	376	567	3,775	29	12	93.3
3.	Baker Mayfield	2018	293	463	3,524	27	14	93.4
4.	Peyton Manning	1998	326	575	3,739	26	28	71.2
	Russell Wilson	2012	252	393	3,118	26	10	100.0

NIX TAKING IT HIMSELF

In his career, quarterback Bo Nix has totaled 659 rushing yards on 144 attempts (4.6 avg.) with seven touchdowns in 29 starts. His 659 rushing yards since his rookie campaign in 2024 are the fourth most among signal callers in Broncos team history.

Additionally, his 4.6 rushing average is tied for the second highest among Broncos quarterbacks with at least 100 rushing attempts in club annals.

MOST RUSHING YARDS, BRONCOS QBs, TEAM HISTORY

Rk.	Player	Years	Att.	Yds.	Avg.	TDs
1.	John Elway	1983-98	773	3,410	4.4	33
2.	Tim Tebow	2010-11	165	887	5.4	12
3.	Jake Plummer	2003-06	181	670	3.7	7
4.	Bo Nix	2024-25	144	659	4.6	7
5.	Russell Wilson	2022-23	135	618	4.6	6

RUSHING AVERAGE, BRONCOS QBs, MIN. 100 ATT., TEAM HISTORY

Rk.	Player	Years	Att.	Yds.	Avg.	TDs
1.	Tim Tebow	2010-11	165	887	5.4	12
2.	Bo Nix	2024-25	144	659	4.6	7
	Russell Wilson	2022-23	135	618	4.6	6
4.	John Elway	1983-98	773	3,410	4.4	33
5.	Jay Cutler	2006-08	113	423	3.7	3

AS EFFICIENT AS ALWAYS



Quarterback Bo Nix recorded seven games in 2024 with at least 200 passing yards, two passing touchdowns and no interceptions. That was the most such games by a rookie in NFL history, surpassing C.J. Stroud (2023) and Justin Herbert (2020).

GAMES WITH 200+ PASS YDS., 2+ PASS TDs, 0 INTs, ROOKIE QBs, NFL HISTORY

Rk.	Player	Season	Games
1.	Bo Nix	2024	7
2.	C.J. Stroud	2023	6
	Justin Herbert	2020	6
4.	Gardner Minshew	2019	5
	Dak Prescott	2016	5


NIX TOPS THE CLASS OF 2024 CHARTS

In 29 career games since entering the NFL, quarterback Bo Nix has totaled 56 offensive touchdowns (48 pass, 7 rush, 1 rec.). That is the most among all quarterbacks in his draft class, while his passing scores (48) also top the charts.

TOTAL TOUCHDOWNS, 2024 DRAFT CLASS

Rk.	Player	Team	Pass TDs	Rush TDs	Total TDs
1.	Bo Nix	Den.	48	7	56
2.	Drake Maye	N.E.	38	4	42
3.	Jayden Daniels	Was.	33	8	41
	Caleb Williams	Chi.	37	3	41
5.	Michael Penix Jr.	Atl.	12	2	14

NIX WITH A ROOKIE YEAR TO REMEMBER



In Week 18 of 2024, quarterback Bo Nix eclipsed the 3,500 passing yards mark with his 312 yard, four-passing score performance against the Chiefs. He became just 1-of-5 rookie signal callers in league history

to record at least 3,500 passing yards and 25 passing touchdowns in his debut season, joining Jayden Daniels (2024), Justin Herbert (2020), Baker Mayfield (2018) and Peyton Manning (1998).

ROOKIES WITH 3,500+ PASS. YARDS & 25+ PASS. TDs, LEAGUE HISTORY

Player	Team	Season	Yds.	TDs
Bo Nix	Denver	2024	3,775	29
Jayden Daniels	Washington	2024	3,568	25
Justin Herbert	L.A. Chargers	2020	4,336	31
Baker Mayfield	Cleveland	2018	3,524	27
Peyton Manning	Indianapolis	1998	3,739	26

NIX SETS BRONCOS ROOKIE RECORDS

In 2024, quarterback Bo Nix completed 376-of-567 passes (66.3%) for 3,775 yards with 29 touchdowns and 12 interceptions (93.3 rtg.) in the regular season. His 376 completions were the most by a Broncos rookie quarterback while his 66.3 completion percentage was the second highest among that group.

Additionally, his 3,775 passing yards and 29 passing touchdowns were also the most by a Broncos first-year player.

MOST PASSING TDs, BRONCOS ROOKIE QBs, TEAM HISTORY

Rk.	Player	Year	Comp.	Att.	Yds.	TDs	INTs	Rtg.
1.	Bo Nix	2024	376	567	3,775	29	12	93.3
2.	Marlin Briscoe	1968	93	224	1,589	14	13	62.9
3.	Mickey Slaughter	1963	112	223	1,689	13	14	68.8
4.	Jay Cutler	2006	81	137	1,001	9	5	88.5

MOST PASSING YARDS, BRONCOS ROOKIE QBs, TEAM HISTORY

Rk.	Player	Year	Comp.	Att.	Yds.	TDs	INTs	Rtg.
1.	Bo Nix	2024	376	567	3,775	29	12	93.3
2.	Mickey Slaughter	1963	112	223	1,689	13	14	68.8
3.	John Elway	1983	123	259	1,663	7	14	54.9
4.	Marlin Briscoe	1968	93	224	1,589	14	13	62.9
5.	Drew Lock	2019	100	156	1,020	7	3	89.7

'HERE'S THE CATCH'

Since being drafted by the Broncos in the second round (40th overall) of the 2018 NFL Draft, wide receiver Courtland Sutton has caught 429 passes in the regular season. That is the sixth most in team history and is the most since wide receiver Demaryius Thomas caught 665 passes from 2010-18.

MOST RECEPTIONS, REG. SEASON, TEAM HISTORY

Rk.	Player	Rec.	Yds.	Avg.	TDs
1.	Rod Smith	849	11,389	13.4	68
2.	Shannon Sharpe	675	8,439	12.5	55
3.	Demaryius Thomas	665	9,055	13.6	60
4.	Lionel Taylor	543	6,872	12.7	44
5.	Ed McCaffrey	462	6,200	13.4	46
6.	Courtland Sutton	429	6,051	14.1	37
7.	Vance Johnson	415	5,695	13.7	37
8.	Emmanuel Sanders	404	5,361	13.3	28
9.	Riley Odoms	396	5,755	14.5	41
10.	Steve Watson	353	6,112	17.3	36

SUTTON AMONG BRONCOS BEST WRs IN FIRST 110 GAMES


Broncos wide receiver Courtland Sutton appeared in his 110th career game in Week 13 at Washington. His career numbers rank near the top of all Broncos wide receivers in their first 110 regular season career games. His 6,051 receiving yards, 37 touchdowns and 429 receptions rank third among all Broncos wideouts in that span.

RECEIVING YDS., BRONCOS WRs, FIRST 108 REG. SEASON GAMES

Rk.	Player	Rec.	Yds.	Avg.	TDs
1.	Demaryius Thomas	594	8,273	13.9	54
2.	Rod Smith	505	7,151	14.2	46
3.	Courtland Sutton	429	6,051	14.1	37
4.	Steve Watson	310	5,443	17.6	34
5.	Vance Johnson	370	5,067	13.7	33

SUTTON IN THE RECORD BOOKS

After his Week 7 performance against the Giants where he caught six passes for 87 yards, wide receiver Courtland Sutton surpassed tight end Riley Odoms for the seventh-most receiving yards in team history. Additionally, his 37 career receiving touchdowns are tied for the eighth most all-time in club annals.



MOST RECEIVING YARDS, REG. SEASON, TEAM HISTORY

Rk.	Player	Rec.	Yds.	Avg.	TDs
1.	Rod Smith	849	11,389	13.4	68
2.	Demaryius Thomas	665	9,055	13.6	60
3.	Shannon Sharpe	675	8,439	12.5	55
4.	Lionel Taylor	543	6,872	12.7	44
5.	Ed McCaffrey	462	6,200	13.4	46
6.	Steve Watson	353	6,112	17.3	36
7.	Courtland Sutton	429	6,051	14.1	37
8.	Riley Odoms	396	5,755	14.5	41
9.	Vance Johnson	415	5,695	13.7	37
10.	Haven Moses	302	5,450	18.0	44

SUTTON AMONG BEST BRONCOS TO CATCH THE DEEP BALL

Since 2018, wide receiver Courtland Sutton has made 66 'big plays receiving' (receptions of 25+ yards), which is the third most in team history. It is also the most since wide receiver Demaryius Thomas recorded 80 during his time in Denver from 2010-18.

Additionally, Sutton's 66 'big plays receiving' are the second most among AFC players since he entered the NFL in 2018. Only Tyreek Hill (96) has recorded more such receptions in that span.

BIG PLAYS RECEIVING (25+ YARDS), TEAM HISTORY, SINCE 1994

Rk.	Player	Years	Rec.	Yds.	Avg.	TDs	25+
1.	Rod Smith	1995-2006	849	11,389	13.4	68	86
2.	Demaryius Thomas	2010-18	665	9,055	13.6	60	80
3.	Courtland Sutton	2018-25	429	6,051	14.1	37	66
	Shannon Sharpe	1990-2003	675	8,439	12.5	55	61
5.	Ed McCaffrey	1995-2003	462	6,200	13.4	46	53

BIG PLAYS RECEIVING (25+ YARDS), AFC, SINCE 2018

Rk.	Player	Team	Rec.	Yds.	Avg.	TDs	25+
1.	Tyreek Hill	K.C. / Mia.	683	9,587	14.0	70	96
2.	Courtland Sutton	Den.	429	6,051	14.1	37	66
3.	Travis Kelce	K.C.	756	8,970	11.9	60	64
4.	Ja'Marr Chase	Cin.	481	6,396	13.3	51	54
5.	Mike Williams	LAC/NYJ/Pit.	319	5,009	15.7	32	51



SUTTON FINDING DIFFERENT WAYS TO THE END ZONE

In the Broncos' 2024 Week 9 matchup against Baltimore, wide receiver Courtland Sutton recorded his first career passing touchdown after finding quarterback Bo Nix for a two-yard score. With that pass, he became just the third wide receiver in team history to record a passing touchdown, joining wide receivers Emmanuel Sanders and Arthur Marshall.

WIDE RECEIVERS TO PASS FOR AT LEAST ONE TOUCHDOWN, TEAM HISTORY

Player	Game	TD Pass Yds.
Courtland Sutton	at Bal. (11/3/24)	2
Emmanuel Sanders	at Ari. (10/18/18)	28
Arthur Marshall	2x, last: vs. Ind. (10/3/93)	30

MR. 6,000

Wide receiver Courtland Sutton posted 429 receptions for 6,051 yards (14.1 avg.) with 37 touchdowns through the first 93 games of his career. After recording 62 receiving yards in Week 13 versus Washington in 2025, Sutton surpassed 6,000 yards for his career.

Sutton became the seventh Broncos wideout—and the first since Demaryius Thomas in 2018—to accomplish the feat. Only Thomas (76) and Rod Smith (95) hit the 6,000-yard plateau in fewer games.

FASTEST PLAYERS TO 6,000 CAREER REC. YARDS, TEAM HISTORY

Rk.	Player	Games
1.	Demaryius Thomas	76
2.	Rod Smith	95
3.	Courtland Sutton	110
4.	Steve Watson	123
5.	Shannon Sharpe	124

COURT IS IN SESSION

Wide receiver Courtland Sutton has caught 50 passes for 711 yards (14.2 avg.) with five touchdowns this season. His 711 yards through the air are the fifth most among all AFC wide receivers while his five touchdowns are tied for fifth most in the conference.

RECEIVING YARDS, AFC WRs, 2025 SEASON

Rk.	Player	Team	Rec.	Yds.	Avg.	TDs
1.	Ja'Marr Chase	Cincinnati	86	971	11.3	5
2.	Nico Collins	Houston	57	795	13.9	4
3.	Zay Flowers	Baltimore	60	767	12.8	1
4.	Jaylen Waddle	Miami	52	762	14.7	5
5.	Courtland Sutton	Denver	50	711	14.2	5

SUTTON KEEPS ADDING TOUCHDOWNS

In 2023, wide receiver Courtland Sutton became the first Bronco since 2015 to record double-digit touchdown catches in a season after totaling 10 scores in the end zone. In his career, Sutton has totaled 37 touchdown catches in 110 regular-season games as a Bronco, which is tied for the eighth most in team history.

COURTLAND SUTTON'S YEAR-BY-YEAR TOUCHDOWN TOTALS

Year	Games	TDs
2018	16	4
2019	16	6
2020	1	0
2021	17	2
2022	15	2
2023	16	10
2024	17	8
2025	12	5
TOTAL	110	37

'SUTTON' ABOUT THE END ZONE



Since 2023, wide receiver Courtland Sutton has totaled 23 receiving touchdowns on 190 receptions along with 2,564 yards (13.5 avg.). In that span, his 23 receiving touchdowns are the fifth most among all NFL players.

MOST RECEIVING TDs, SINCE 2023

Rk.	Player	Rec.	Yds.	Avg.	TDs
1.	Amon-Ra St. Brown	309	3,662	11.9	31
2.	Davante Adams	240	2,896	12.1	30
3.	Ja'Marr Chase	313	3,895	12.4	29
4.	Mike Evans	167	2,399	14.4	25
5.	Courtland Sutton	190	2,564	13.5	23

1K COURT

Finishing 2024 with 1,081 yards on 81 receptions (13.3 avg.) with eight scores, wide receiver Courtland Sutton eclipsed 1,000 receiving yards in a season for the second time in his career. He was 1-of-24 players in 2024 to reach the 1,000-yard mark and became the 11th player in team history to hit that milestone multiple times.

COURTLAND SUTTON YEAR-BY-YEAR STATS

Season	Rec.	Yds.	Avg.	TDs
2018	42	704	16.8	4
2019	72	1,112	15.4	6
2020	3	66	22.0	0
2021	58	776	13.4	2
2022	64	829	13.0	2
2023	59	772	13.1	10
2024	81	1,081	13.3	8
2025	50	711	14.2	5
TOTALS	429	6,051	14.1	37

COURT REACHES 700 AGAIN

Totaling five receptions for 62 yards (12.4 avg.) with one touchdown at Washington in Week 13 of 2025, wide receiver Courtland Sutton eclipsed the 700-receiving yard mark for the fifth straight season. He became just the fourth player in team history—and first since Demaryius Thomas from 2012-17—to reach 700 receiving yards in five consecutive years.

MOST CONSECUTIVE SEASONS WITH 700 REC. YDS., TEAM HISTORY

Player	Seasons	# of Seasons
Rod Smith	1997-2005	9
Demaryius Thomas	2012-17	6
Shannon Sharpe	1993-98	6
Courtland Sutton	2021-25	5

SUTTON SPLASHES IN POSTSEASON DEBUT

Wide receiver Courtland Sutton caught five passes for 75 yards (15.0 avg.) in his NFL playoff debut against Buffalo. His 75 yards through the air were the fourth most by a Bronco in his playoff debut in team history and the most since tight end Julius Thomas tallied 76 yards in the 2014 NFL playoffs (vs. S.D., 1/12).

MOST RECEIVING YARDS IN POSTSEASON DEBUT, TEAM HISTORY

Rk.	Player	Game (Date)	Rec.	Yds.	Avg.	TDs
1.	Demaryius Thomas	vs. Pit. (1/8/12)	4	204	51.0	1
2.	Vance Johnson	vs. N.E. (1/4/87)	4	89	22.3	1
3.	Julius Thomas	vs. S.D. (1/12/14)	6	76	12.7	0
4.	Courtland Sutton	at Buf. (1/12/25)	5	75	15.0	0
5.	Jesse Myles	at Sea. (12/24/83)	7	73	10.4	1

2025 DENVER BRONCOS WEEKLY RELEASE

ENGRAM A RELIABLE TARGET



Tight end Evan Engram, who the club signed as a free agent during the 2025 offseason, joined the Broncos as one of the most efficient players at his position since entering the NFL in 2017. Totalling 534 receptions for 5,261 yards (9.9 avg.) with 26 scores, Engram has recorded

the fourth-most catches among tight ends since his rookie campaign.

Additionally, his 5,261 receiving yards are fifth most among all players at his position group in that span.

MOST RECEPTIONS, SINCE 2017, NFL TEs

Rk.	Player	Rec.	Yds.	Avg.	TDs
1.	Travis Kelce	839	10,008	11.9	68
2.	Zach Ertz	577	5,741	9.9	44
3.	George Kittle	575	7,776	13.5	50
4.	Evan Engram	534	5,261	9.9	26
5.	Mark Andrews	473	5,862	12.4	56

MOST RECEIVING YARDS, SINCE 2017, NFL TEs

Rk.	Player	Rec.	Yds.	Avg.	TDs
1.	Travis Kelce	839	10,008	11.9	68
2.	George Kittle	575	7,776	13.5	50
3.	Mark Andrews	473	5,862	12.4	56
4.	Zach Ertz	577	5,741	9.9	44
5.	Evan Engram	534	5,261	9.9	26

ENGRAM GOING LONG

Tight end Evan Engram has totaled 30 receptions in his career that have gone for at least 25 yards, which is the fifth most among all active tight ends since 2017. Only George Kittle, Travis Kelce, Mark Andrews and Darren Waller have recorded more such catches in that span.

Additionally, he has recorded 2,787 yards after the catch on 534 receptions, which is the third most among all tight ends in that span.

MOST RECEPTIONS OF 25+ YARDS, SINCE 2017, ACTIVE NFL TEs

Rk.	Player	Rec.	Yds.	25+
1.	George Kittle	575	7,776	78
2.	Travis Kelce	839	10,008	73
3.	Mark Andrews	473	5,862	44
4.	Darren Waller	350	4,185	35
5.	Evan Engram	534	5,261	30

MOST YARDS AFTER THE CATCH, SINCE 2017, NFL TEs

Rk.	Player	Rec.	Yds.	YAC
1.	Travis Kelce	839	10,008	4,405
2.	George Kittle	575	7,776	4,043
3.	Evan Engram	534	5,261	2,849
4.	Dallas Goedert	389	4,488	2,252
5.	Jonnu Smith	337	3,497	2,251

GO-TO THIRD DOWN OPTION

Since his rookie season in 2017, tight end Evan Engram has recorded 151 receptions for 1,494 yards (9.9 avg.) with nine touchdowns on third down. That is the second-most receptions among all tight ends on third down, behind only Travis Kelce.

MOST RECEPTIONS ON THIRD DOWN, SINCE 2017, NFL TEs

Rk.	Player	Rec.	Yds.	Avg.	TDs
1.	Travis Kelce	181	2,373	13.1	18
2.	Evan Engram	151	1,494	9.9	9
3.	George Kittle	143	1,737	12.1	22
4.	Zach Ertz	124	1,153	9.3	14
5.	Mark Andrews	121	1,502	12.4	17

ENGRAM PAST THE STICKS

Since his rookie season, tight end Evan Engram has caught 249 passes that have gone for a first down. That is the sixth-most first down catches among tight ends in that span.

MOST RECEIVING FIRST DOWNS, SINCE 2017, NFL TEs

Rk.	Player	Rec.	Yds.	1st downs
1.	Travis Kelce	839	10,008	544
2.	George Kittle	575	7,776	360
3.	Mark Andrews	473	5,862	319
4.	Zach Ertz	577	5,741	312
5.	Hunter Henry	404	4,659	262
6.	Evan Engram	534	5,261	249

ON THE GROUND OR THROUGH THE AIR

Running back RJ Harvey has caught 28 passes for 195 yards (7.0 avg.) with four touchdowns through 12 games this season. His four touchdown catches are the most by a rookie running back in team history, while his 28 catches are tied for eighth most and his 195 receiving yards are 11th best.

MOST RECEIVING TOUCHDOWNS, BRONCOS ROOKIE RBs,

TEAM HISTORY

Rk.	Player	Season	Rec.	Yds.	Avg.	TDs
1.	RJ Harvey	2025	28	195	7.0	4
2.	Javonte Williams	2021	43	316	7.3	3
	Glyn Milburn	1993	38	300	7.9	3
	Mel Bratton	1989	10	69	6.9	3
5.	Four Others Tied	--	--	--	--	2

RJ ALL DAY

In Week 8 vs. Dallas, running back RJ Harvey finished with seven rushes for 46 yards (6.6 avg.) with two touchdowns while also recording a five-yard touchdown catch. He became just the fifth rookie in team history—and first since RB Clinton Portis in 2002—to record at least three overall touchdowns in a single game.

ROOKIES WITH 3+ TOUCHDOWNS IN A GAME, TEAM HISTORY

Player	Game	TDs
Clinton Portis	vs. K.C. (12/15/02)	4
Mike Anderson	at N.O. (12/3/00)	4
RJ Harvey	vs. Dal. (10/26/25)	3
Terrell Davis	vs. Was. (9/17/95)	3
Jon Keyworth	vs. K.C. (11/18/74)	3

HARVEY FINDING THE END ZONE

With two rushing touchdowns in Week 13 against Washington, running back RJ Harvey has now accumulated eight offensive touchdowns in 2025. That is tied for the fifth-most scores by a rookie running back in team history while it also leads all rookie running backs drafted in the 2025 class



MOST TDs, ROOKIE RUNNING BACKS, TEAM HISTORY

Rk.	Player	Season	Rush TD	Rec. TD	TDs
1.	Clinton Portis	2002	15	2	17
2.	Mike Anderson	2000	15	0	15
3.	Phillip Lindsay	2018	9	1	10
4.	Knowshon Moreno	2009	7	2	9
5.	RJ Harvey	2025	4	4	8
	Mike Bell	2006	8	0	8



BRONCOS O-LINE CREATES A 'CONTINENTAL DIVIDE'



Denver's offensive line has been one of the best in the NFL in 2025 according to *Pro Football Focus*. Among all NFL teams this year, the Broncos' line ranks first in pass block efficiency (90.2) and sacks allowed (3), third in pressures allowed (90) and sixth in QB hurries allowed (72).

HIGHEST PASS BLOCKING EFFICIENCY,

2025 SEASON REG. SEASON, PRO FOOTBALL FOCUS

Rk.	Team	Eff.
1.	Denver	90.2
2.	Chicago	87.9
3.	Pittsburgh	87.6
4.	Houston	87.4
5.	Kansas City	87.3

MEINERZ EARNS FIRST ALL-PRO NOD



Guard Quinn Meinerz was named first-team All-Pro by the Associated Press for his play during the 2024 season. His first career All-Pro honors, he became the first Broncos' offensive lineman since guard Louis Vasquez in 2013 and the fifth Broncos' offensive lineman in club history to be named first-team All-Pro by the AP.

OFFENSIVE LINEMEN TO BE NAMED FIRST-TEAM ALL-PRO,

TEAM HISTORY

Player	Seasons	Years
G Quinn Meinerz	2024	1
G Louis Vasquez	2013	1
T Ryan Clady	2009, '12	2
C Tom Nalen	2000, '03	2
T Gary Zimmerman	1996	1

MEINERZ TOPPING THE CHARTS AGAIN

Guard Quinn Meinerz has allowed just 21 quarterback pressures this season on 454 total pass blocking snaps. His 4.6 quarterback pressure rate is the second-best mark among all NFL guards this season with at least 450 pass block snaps, according to *NextGen Stats*.

LOWEST QB PRESSURE % ALLOWED BY NFL GUARDS, 2025 SEASON,

MIN. 450 PASS BLOCK SNAPS, PER NEXTGEN STATS

Rk.	Player	Team	QBP	QBP%
1.	Joe Thuney	Chicago	20	4.4
2.	Quinn Meinerz	Denver	21	4.6
3.	Dominick Puni	San Francisco	23	4.8
4.	Kingsley Suamataia	Kansas City	24	4.8
5.	Joe Runyan	N.Y. Giants	33	7.2

TACKLES PASS THE CENTURY MARK

Broncos offensive tackles Garrett Bolles and Mike McGlinchey are one of just two active pairs of tackles in the NFL to each start 100 games at tackle.

Bolles became just the sixth Bronco all-time to reach 100 career starts at offensive tackle and the first player in team annals to reach 100 starts at left tackle in Week 1 of the 2024 season. Currently, he has recorded the third-most starts (128) among any tackle in team history.

McGlinchey made his 100th career start in Week 2 of the 2025 season. After spending the first five years of his career in San Francisco, McGlinchey has started 41 games for Denver since 2023.

MOST CAREER REG. SEASON STARTS AT TACKLE, TEAM HISTORY

Rk.	Player	Years	Starts
1.	Ken Lanier	1981-94	165
2.	Matt Lepsis	1998-2007	133
3.	Garrett Bolles	2017-25	128
4.	Dave Studdard	1979-88	124
5.	Claudie Minor	1974-82	123

TEAMMATES TO START AT LEAST 100 GAMES AT TACKLE, ACTIVE PLAYERS

Team	Left Tackle	Starts	Right Tackle	Starts
Den.	Garrett Bolles	128	Mike McGlinchey	110
LAR	D.J. Humphries	100	Rob Havenstein	148

EDGES ON LOCKDOWN

Tackle Garrett Bolles and Mike McGlinchey have been two of the best at their position in 2025 in pass protection, allowing pressures on just 5.8 and 7.6 percent of pass blocking snaps respectively. According to *NextGen Stats*, Bolles' 5.8 quarterback pressure percentage allowed is the lowest among NFL tackles with at least 450 pass blocking snaps while McGlinchey's 7.6 ranks fourth.



LOWEST QB PRESSURE % ALLOWED BY NFL TACKLES, 2025 SEASON,

MIN. 450 PASS BLOCK SNAPS, PER NEXTGEN STATS

Rk.	Player	Team	QBP	QBP%
1.	Garrett Bolles	Denver	27	5.8
2.	Jawaan Taylor	Kansas City	34	7.1
3.	Aireontae Ersery	Houston	36	7.5
4.	Mike McGlinchey	Denver	35	7.6
5.	Amarius Mims	Cincinnati	37	7.8

ULTIMATE PROTECTORS

Tackle Garrett Bolles and Mike McGlinchey has both been stout in their pass protection this season, with Bolles allowing zero sacks this season and McGlinchey allowing just one, according to NFL NextGen Stats. Bolles is the only tackle in the NFL with at least 400 pass blocking snaps this year to not allow a sack while McGlinchey's 0.2 sack percentage is tied for second best.

LOWEST SACK % ALLOWED BY NFL TACKLES, 2025 SEASON,

MIN. 4500 PASS BLOCK SNAPS, PER NEXTGEN STATS

Rk.	Player	Team	Sacks	Sack%
1.	Garrett Bolles	Denver	0	0.0
2.	Mike McGlinchey	Denver	1	0.2
	Darnell Wright	Chicago	1	0.2
4.	Laremy Tunsil	Washington	1	0.3
5.	Two Players Tied	--	--	0.4

2025 DENVER BRONCOS WEEKLY RELEASE

MEETING AT THE QB



Through 12 games in 2025, the Broncos have totaled a league-high 51 sacks, which is the most by the club through 12 games in team history. Additionally, it is tied for the seventh most by a team through its first 12 games of a season in league history

and is also the most since the 2000 New Orleans Saints tallied 55 quarterback takedowns in that span.

TOTAL SACKS, 2025 SEASON

Rk.	Team	Sacks
1.	Denver	51
2.	Cleveland	43
3.	Atlanta	41
4.	Seattle	40
5.	Indianapolis	35

MOST SACKS THROUGH 12 GAMES, NFL HISTORY

Rk.	Team	Year	Sacks
1.	Minnesota	1989	57
2.	Chicago	1987	56
3.	N.Y. Giants	1985	55
	Baltimore	1975	55
	New Orleans	2000	55
6.	San Francisco	1976	52
7.	Denver	2025	51
	Baltimore	1976	51

FEWER THAN 20

The Broncos held the Chiefs to 19 points in Week 11, marking their seventh game this season that they held their opponent to under 20 points. Since 2020, Denver has held opponents to 19 points or fewer 49 times, which is the second-most games in the NFL in that span behind only Baltimore (50).

Additionally, the Broncos have not allowed their opponents to reach the end zone nine times under defensive coordinator Vance Joseph, including on four occasions in 2025. That is the most occurrences among NFL teams since 2023.

SINGLE GAMES SURRENDERING FEWER THAN 20 POINTS,

NFL, SINCE 2020

Rk.	Team	# of Games	W-L
1.	Baltimore	50	42-8
2.	Denver	49	34-15
3.	Pittsburgh	46	40-5-1
4.	San Francisco	44	39-5
5.	Kansas City	42	42-0
	Green Bay	42	35-7

SINGLE GAMES ALLOWING ZERO TOUCHDOWNS,

NFL, SINCE 2023

Rk.	Team	# of Games	W-L
1.	Denver	9	9-0
2.	Baltimore	6	5-1
	Detroit	6	6-0
4.	Five Teams Tied	5	--

GROUNDING THE JETS

In Week 6, the Broncos defense limited the New York Jets to just 9-of-17 passing for 45 yards while also sacking QB Justin Fields nine times for a loss of 55 yards, resulting in -10 net yards passing on the game. That is the fewest net passing yards allowed in team history and just the second time in club annals the team allowed negative net passing yards in a game.

Additionally, it is the second fewest net passing yards allowed by any team in a game since 1990, behind only Kansas City who allowed -19 net yards in 1998.

FEWEST PASSING YDS. ALLOWED IN A GAME, TEAM HISTORY

Rk.	Opp.	Date	Result	Com.	Att.	Yds.
1.	at N.Y. Jets	10/12/25	W, 13-11	9	17	-10
2.	vs. Chicago	12/5/71	W, 6-3	7	31	-7
3.	at Cincinnati	10/22/00	L, 21-31	2	14	14
4.	at Kansas City	12/6/70	L, 0-16	7	19	18
5.	vs. Kansas City	12/30/12	W, 38-3	7	16	26

FEWEST PASSING YDS. ALLOWED IN A GAME,

ALL NFL TEAMS, SINCE 1990

Rk.	Team	Game (Date)	Result	Com.	Att.	Yds.
1.	Kansas City	vs. LAC (9/20/98)	W, 23-7	1	15	-19
2.	Denver	at NYJ (1/12/25)	W, 13-11	9	17	-10
3.	Jacksonville	vs. Cle. (12/3/00)	W, 48-0	7	18	-9
	N.Y. Jets	at NYG (10/29/23)	W, 13-10	6	14	-9
5.	New England	vs. Ten. (10/18/09)	W, 59-0	2	14	-7

ENTERING THE RECORD BOOKS



The Broncos defense was able to sack Jets QB Justin Fields nine times in their Week 6 win in London. That mark tied for the most sacks by the club in a single game since at least 1970 and was the most since their matchup against the Jets in 1996 (9 sacks).

MOST SACKS BY DENVER IN A GAME, SINCE 1970

Rk.	Game (Date)	Sacks
1.	at N.Y. Jets (10/12/25)	9
	vs. N.Y. Jets (9/1/96)	9
	vs. Chicago (12/5/71)	9
4.	18 Times	7

SHUTTING OPPONENTS DOWN IN THE RED ZONE

So far in 2025, the Broncos have allowed opponents to score touchdowns on only 13 of their 33 red zone trips. Their 39.4 red zone defensive percentage leads the league this year, while their 13 red zone conversions allowed is also top of the league.

RED ZONE PERCENTAGE, NFL TEAMS, 2025 SEASON

Rk.	Team	RZ Conv.	RZ Att.	RZ%
1.	Denver	13	33	39.4
2.	L.A. Rams	15	36	41.7
3.	Minnesota	18	37	48.6
4.	Philadelphia	18	36	50.0
5.	Miami	22	42	52.4



NOTHING ON THIRD

The Broncos defense has proved to be one of the top units on third down this season, allowing opponents to convert on just 52-of-169 third-down attempts through 12 games. Their 30.8 third down conversion rate is the lowest in the NFL.

3RD DOWN PERCENTAGE, NFL TEAMS, 2025 SEASON

Rk.	Team	3rd Conv.	3rd Att.	3rd%
1.	Denver	52	169	30.8
2.	Houston	51	151	33.8
3.	Seattle	58	168	34.5
4.	L.A. Chargers	48	138	34.8
5.	New England	52	146	35.6

BRONCOS REINING IN OPPOSING OFFENSES

This season, the Broncos have allowed 218 points in their first 12 games, averaging 18.2 points allowed per game. That is the fourth-best mark in the NFL.

Additionally, Denver is the only team that currently ranks in the Top-5 in points allowed that finished last season in the Top-5 of defensive scoring.

POINTS ALLOWED PER GAME, NFL TEAMS, 2025 SEASON

Rk.	Team	Games	Points	PPG
1.	Houston	12	198	16.5
2.	L.A. Rams	12	210	17.5
3.	Seattle	12	217	18.1
4.	Denver	12	218	18.2
5.	New England	13	241	18.5

ALL-PRO PAT



In his fourth professional season, Broncos cornerback Pat Surtain II earned his second career first-team All-Pro honors from the Associated Press. He totaled 45 tackles (34 solo), four interceptions (132 yds., 1 TD), 11 passes defended, one forced fumble and one fumble recovery.

With the selection, Surtain became just the third Broncos cornerback to earn multiple first-team All-Pro accolades in his career. He's also the third defensive player in franchise history to be named first-team All-Pro multiple times by the AP within his first four seasons.

CORNERBACKS WITH MULTIPLE FIRST-TEAM ALL-PRO

SELECTIONS, TEAM HISTORY

Player	No.	Years
Champ Bailey [^]	3	2004-06
Pat Surtain II	2	2022, '24
Louis Wright	2	1978-79

[^]Pro Football Hall of Famer

DEFENSIVE PLAYERS TO EARN MULTIPLE FIRST-TEAM ALL-PRO HONORS, FIRST FOUR SEASONS, TEAM HISTORY

Player	Pos.	No.	Years
Pat Surtain II	CB	2	2022, '24
Steve Atwater [^]	S	2	1991-92
Karl Mecklenburg	LB	2	1985-86

[^]Pro Football Hall of Famer

SURTAIN WINS 2024 ASSOCIATED PRESS

DEFENSIVE PLAYER OF THE YEAR



Cornerback Pat Surtain II was named the top defensive player in the NFL in 2024 when he was named the Associated Press Defensive Player of the Year. He became just the seventh cornerback in league history—and first since 2019—to be named the top defensive player of the season.

Additionally, he became just the second player in team history to earn the honor, joining Pro Football Hall of Fame linebacker Randy Gradishar, who was named Defensive Player of the Year in 1978.

On the season, he started all 16 games played and totaled 45 tackles (34 solo), four interceptions (132 yds., 1 TD), 11 passes defended, one forced fumble and one fumble recovery. Additionally, he allowed the fewest passing yards (306) and second-lowest passer rating when targeted (59.1) among cornerbacks with at least 375 coverage snaps per *NextGen Stats*.

CORNERBACKS TO WIN ASSOCIATED PRESS DEFENSIVE

PLAYER OF THE YEAR, NFL HISTORY

Player	Year
Pat Surtain II	2024
Stephon Gilmore	2019
Charles Woodson [^]	2009
Deion Sanders [^]	1994
Rod Woodson [^]	1993
Lester Hayes	1980
Mel Blount [^]	1975

[^]Pro Football Hall of Famer

PLAYERS TO WIN ASSOCIATED PRESS DEFENSIVE

PLAYER OF THE YEAR, TEAM HISTORY

Player	Pos.	Year
Pat Surtain II	CB	2024
Randy Gradishar [^]	LB	1978

[^]Pro Football Hall of Famer

PAT BACK IN ORLANDO

Cornerback Pat Surtain II earned his third Pro Bowl nod for his performance during the 2024 season, becoming the second Broncos cornerback to earn multiple Pro Bowl nods in his first four seasons. He is also the fifth corner in franchise history to be named a Pro Bowler in three consecutive seasons.

BRONCOS CORNERBACKS WITH MULTIPLE PRO BOWL

SELECTIONS IN FIRST FOUR SEASONS

Player	No.	Years
Pat Surtain II	3	2022-24
Willie Brown [^]	2*	1964-65

[^]Pro Football Hall of Famer; *AFL All-Star selections

BRONCOS CBs NAMED TO PRO BOWL IN CONSECUTIVE YEARS

Player	Years
Louis Wright	1977-79
Champ Bailey [^]	2004-07, '09-12
Chris Harris Jr.	2014-16
Aqib Talib	2014-17
Pat Surtain II	2022-24

[^]Pro Football Hall of Famer; *AFL All-Star selections

2025 DENVER BRONCOS WEEKLY RELEASE

SURTAIN AGAINST THE BEST



This season, cornerback Pat Surtain II has matched up with some of the top talent in the NFL, including wide receivers Calvin Ridley, Michael Pittman, Quentin Johnston, Ja'Marr Chase, AJ Brown, Garrett Wilson, George Pickens and Terry McLaurin. According to *NextGen Stats*, he has allowed a total of 17

receptions for 172 yards in 219 routes run in those matchups.

SURTAIN II FOLLOWING NOTABLE PLAYERS, 2025 SEASON

Wk.	Player	Team	Routes	Rec.	Yds.
1	Calvin Ridley	Ten.	27	0	0
2	Michael Pittman	Ind.	16	3	28
3	Quentin Johnston	LAC	42	2	39
4	Ja'Marr Chase	Cin.	18	1	8
5	AJ Brown	Phi.	38	4	40
6	Garrett Wilson	NYJ	13	1	4
8	George Pickens	Dal.	15	3	23
13	Terry McLaurin	Was.	25	3	30
TOTALS		--	219	17	172

TIGHT IN COVERAGE

Through 13 weeks this year, cornerback Pat Surtain II has been one of the best cornerbacks to force tight coverage on opposing wide receivers. Among corners with at least 300 coverage snaps, Surtain's 45.5 tight window percentage is the highest while cornerback Riley Moss's 36.7 percent is third best.

HIGHEST TIGHT WINDOW %, NFL CBs, MIN. 300 COV. SNAPS, 2025 SEASON, PER NEXTGEN STATS

Rk.	Player	Team	TW%
1.	Pat Surtain II	Denver	45.5
2.	Quinyon Mitchell	Philadelphia	40.5
3.	Riley Moss	Denver	36.7
4.	Cordale Flott	N.Y. Giants	32.1
5.	Chidobe Awuzie	Baltimore	31.9

SURTAIN LOCKED UP OPPONENTS IN 2024

According to *NextGen Stats*, cornerback Pat Surtain II was one of the best in coverage in 2024. Among those at his position, he surrendered the fewest receiving yards (306) (min. 375 coverage snaps) while also allowing the second-lowest passer rating when targeted (59.1) among cornerbacks (min. 375 coverage snaps).

FEWEST REC. YDS. ALLOWED BY A CB (MIN. 375 COVERAGE SNAPS), 2024 SEASON, PER NEXTGEN STATS

Rk.	Player	Team	Rec.	Yds.
1.	Pat Surtain II	Denver	35	306
2.	Christian Benford	Buffalo	36	320
3.	D.J. Reed	N.Y. Jets	33	369
4.	Tariq Woolen	Seattle	32	381
5.	Nate Wiggins	Baltimore	32	387

LOWEST PASSER RATING ALLOWED BY A CB (MIN. 375 COV. SNAPS), 2024 SEASON, PER NEXTGEN STATS

Rk.	Player	Team	Yds.	Rtg.
1.	Derek Stingley Jr.	Houston	444	56.9
2.	Pat Surtain II	Denver	306	59.1
3.	Nate Wiggins	Baltimore	387	59.7
4.	Kamari Lassiter	Houston	423	67.2
5.	Christian Gonzalez	New England	507	69.3

STANDING 'PAT' AGAINST RECEIVERS

According to *NextGen Stats*, cornerback Pat Surtain II's 2024 season was one of the best for a coverage corner since the system first started tracking yards allowed. Surtain's 306 yards allowed when targeted last season were the second fewest any cornerback with at least 500 coverage snaps has given up since the stat was first recorded by the site in 2016.

FEWEST REC. YARDS ALLOWED IN A SEASON, NFL CBs, SINCE 2016, MIN. 500 COV. SNAPS, PER NEXTGEN STATS

Rk.	Player	Season	Team	Games	Yds.
1.	A.J. Terrell	2021	Atlanta	17	297
2.	Pat Surtain II	2024	Denver	17	306
3.	Patrick Peterson	2018	Arizona	16	313
4.	Chris Harris	2016	Denver	16	336
5.	Jalen Ramsey	2020	L.A. Rams	16	350

NO 'SURTAIN' THING ABOUT IT

In 2024, cornerback Pat Surtain II was targeted 56 times over 516 coverage snaps and allowed just 306 yards on 35 receptions, per *NextGen Stats*. Among all cornerbacks with at least 375 coverage snaps last year, Surtain averaged the lowest average EPA when targeted, recording a -0.43 mark.

LOWEST EPA/TARGET, NFL CBs, MIN. 375 COV. SNAPS, 2024 SEASON, PER NEXTGEN STATS

Rk.	Player	Team	EPA/Target
1.	Pat Surtain II	Denver	-0.43
2.	Nate Wiggins	Baltimore	-0.42
3.	Tarheeb Still	L.A. Chargers	-0.24
4.	Derek Stingley Jr.	Houston	-0.22
5.	Byron Murphy	Minnesota	-0.19

SURTAIN KNOCKING IT OUT OF THE AIR

In his first five seasons in the NFL, cornerback Pat Surtain II has produced a total of 57 passes defended. In his first 75 career games (74 starts), Surtain's 57 pass breakups are the second most amongst all Broncos in that span.

MOST PASSES DEF., FIRST 74 REG. SEASON GAMES, TEAM HISTORY

Rk.	Player	Years	PDs
1.	Bradley Roby	2014-18	59
2.	Pat Surtain II	2021-25	57
3.	Chris Harris Jr.	2011-15	49
4.	Kelly Herndon	2002-04	41
5.	Deltha O'Neal	2000-03	39

P2 SAYS NO

Totaling 57 passes defended since being drafted by Denver with the ninth overall pick of the 2021 NFL Draft, cornerback Pat Surtain II is the first Bronco since at least 1999 to record double-digit PDs in each of his first four seasons. Additionally, Surtain is the second NFL player since 2018 to accomplish the feat.

SEASONS WITH 10+ PDs, FIRST FOUR SEASONS, TEAM HISTORY

Rk.	Player	Years	No.
1.	Pat Surtain II	2021-24	4
2.	Bradley Roby	2014-15	3
3.	Kelly Herndon	2003-04	2
	Chris Harris Jr.	2013-14	2

SEASONS WITH 10+ PDs, NFL CBs, FIRST FOUR SEASONS, SINCE 2018

Player	Years	Team	No.
Pat Surtain II	2021-24	Broncos	4
Denzel Ward	2018-20	Browns	4



SURTAIN AND HUFANGA LEAD DRAFT CLASS IN MOST INTs

Cornerback Pat Surtain II has recorded 11 interceptions (199 yds.), including four during the 2024 season. His 11 picks are tied for the most by any player who was selected in the 2021 NFL Draft.

Additionally, safety Talanoa Hufanga has combined for seven interceptions (109 yds.). That is tied for the eighth most among all players drafted in the 2021 NFL Draft.

MOST INTERCEPTIONS BY A PLAYER SELECTED IN 2021 NFL DRAFT

Rk.	Player	Team	INTs	Yds.
1.	Pat Surtain II	Den.	11	199
	Camryn Bynum	Min./Ind.	11	61
3.	Paulson Adebo	N.O./NYG	10	150
	Jaycee Horn	Car.	10	108
5.	Ernest Jones	Sea.	9	212
6.	Andre Cisco	Jac./NYJ	8	158
	Deomodore Lenoir	S.F.	8	180
7.	Tre'von Moehring	L.V./Car.	7	140
	Talanoa Hufanga	S.F./Den.	7	109
	Brandin Echols	NYJ	7	80
	Tyson Campbell	Cle.	7	69

SURTAIN AND HUFANGA TOP OF THE CLASS

Only three defensive players from the 2021 NFL Draft Class have been named first team All-Pro by the Associated Press. Cornerback Pat Surtain II has been named first team All-Pro twice in his career—earning the honor in 2022 and 2024—while safety Talanoa Hufanga was named first-team All-Pro in 2022.

DEFENSIVE PLAYERS TO BE NAMED AP FIRST-TEAM ALL-PRO, 2021 DRAFT CLASS

Player	Years	All Pros
Pat Surtain II	2	2022, '24
Micah Parsons	2	2021-22
Talanoa Hufanga	1	2022

DON'T THROW ON MOSS

Cornerback Riley Moss has allowed opposing quarterbacks to complete just 51.9% of their passes when targeting him this season. That mark is the third-lowest among all NFL cornerbacks who have been targeted at least 65 times in 2025.

COMPLETION PERCENTAGE AGAINST, NFL CBs, MIN. 65 TARGETS, PER NEXTGEN STATS

Rk.	Player	Team	Targets	Comp.%
1.	Quinyon Mitchell	Philadelphia	74	41.3
2.	Mike Jackson	Carolina	71	47.9
3.	Riley Moss	Denver	79	51.9
4.	Nahshon Wright	Chicago	69	53.6
5.	Mike Hughes	Atlanta	66	56.1

BRINGING THE BOOM

Through 13 weeks this season, safety Talanoa Hufanga has totaled 89 combined tackles. His 89 tackles thus far are the most among Broncos safeties through the first 13 weeks of a season since at least the 1994 season.

MOST TACKLES, BRONCOS SAFETIES, FIRST 13 WEEKS OF A SEASON

Rk.	Player	Season	Solo	Asst.	Total
1.	Talanoa Hufanga	2025	54	35	89
2.	Brian Dawkins	2009	67	15	82
	Brandon Jones	2024	55	27	82
4.	Steve Atwater	1995	64	16	80
5.	Justin Simmons	2018	60	18	78

MAKING PLAYS OVER THE TOP

This season, safeties Talanoa Hufanga and Brandon Jones have both eclipsed 70 tackles and seven passes defended. They are two-of-five defensive backs in the NFL to have reached those marks in 2025.

DEFENSIVE BACKS WITH 65+ TACKLES & 7+ PDs, 2025 SEASON

Player	Team	Tackles	PDs
Talanoa Hufanga	Denver	89	10
Tykee Smith	Tampa Bay	87	12
Kyle Hamilton	Baltimore	76	7
Brandon Jones	Denver	73	7
Andrew Wingard	Jacksonville	72	8

JONES AMONG BRONCOS GREATS

Safety Brandon Jones totaled 115 tackles (79 solo) during his first season in Denver in 2024, becoming just the sixth Broncos safety since 1990 to record at least 100 tackles and three interceptions. He also became the first player at his position to do so since Pro Football Hall of Fame safety Steve Atwater in 1995.

BRONCOS SAFETIES WITH 100+ TACKLES & 3 INTs, SINCE 1990

Player	Season	Tackles	INTs
Brandon Jones	2024	115	3
Steve Atwater	1995	103	3
Tyrone Braxton	1993	111	3
Dennis Smith	1992	120	4
Steve Atwater	1991	150	5
Dennis Smith	1991	110	5

McMILLIAN NOT AFRAID TO MIX IT UP

In his first four seasons, cornerback Ja'Quan McMillian has recorded 179 tackles (133 solo), seven sacks (54 yds.), five interceptions (74 yds., 1 TD), 22 passes defended, five forced fumbles, two fumble recoveries and 15 tackles for loss. His 15 tackles for loss are the second most by a Broncos cornerback in team history, behind only Chris Harris Jr. (23).

MOST TFLs BY A CB, TEAM HISTORY

Rk.	Player	Years	TFLs
1.	Chris Harris Jr.	2011-19	23
2.	Ja'Quan McMillian	2022-25	15
3.	Champ Bailey	2004-13	13
4.	Bradley Roby	2014-18	8
5.	Aqib Talib	2014-17	5

McMILLIAN AN UNDRAFTED GEM



In his first 46 career games, cornerback Ja'Quan McMillian has totaled 179 tackles. That is the second most by a Broncos undrafted defensive back in that span, behind only cornerback Chris Harris Jr. (195).

MOST TACKLES BY A BRONCOS UNDRAFTED DB, FIRST 46 GAMES

Rk.	Player	Seasons	Tackles
1.	Chris Harris Jr.	2011-13	195
2.	Ja'Quan McMillian	2022-25	179
3.	Kelly Herndon	2002-04	144
4.	Lenny Walls	2002-05	104
5.	George Coghill	1998-2001	79

2025 DENVER BRONCOS WEEKLY RELEASE

NOSE FOR THE QUARTERBACK

Cornerback Ja'Quan McMillian has tallied 7.0 sacks in his four-year career thus far, most recently taking down Chiefs quarterback Patrick Mahomes twice in Week 11. His 7.0 sacks are the fifth-most by an undrafted cornerback in NFL history and most by an undrafted corner in team history.

MOST SACKS BY AN UNDRAFTED CB, NFL HISTORY

Rk.	Player	Sacks	Yds.
1.	Mike Hilton	11.5	77
	Kenny Moore II	11.5	68
3.	Corey Ivy	9.5	55
4.	K'Waun Williams	8.0	63.5
5.	Ja'Quan McMillian	7.0	54

McMILLIAN SHINES AGAINST CHIEFS



In the Broncos' Week 11 match-up against Kansas City, cornerback Ja'Quan McMillian tallied two sacks and also intercepted a pass from Chiefs quarterback Patrick Mahomes. He became just the sixth cornerback in NFL history to record at least two sacks and pick off one pass in a single game and the first to do so since 2023.

CBs WITH 2+ SACKS & 1+ INT IN A GAME, NFL HISTORY

Player	Team	Opp. (Date)	Sacks	INTs
Ja'Quan McMillian	Denver	vs. K.C. (11/26/25)	2	1
Devon Witherspoon	Seattle	at NYG (10/2/23)	2	1
Captain Munnerlyn	Carolina	vs. NYJ (12/15/13)	2	1
Shawn Springs	Washington	at Dal. (12/26/04)	2	1
Randy Hilliard	Cleveland	at N.E. (9/8/91)	2	1
Eric Thomas	Cincinnati	at Hou. (11/13/89)	2	1

ALL-PRO ALLEN

Defensive lineman Zach Allen earned his first All-Pro honors from the Associated Press in 2024 after being named to the second team. He became the eighth defensive lineman in team history to be named All-Pro from the AP (since 1974) and the first since defensive tackle Trevor Pryce in 2001.

DEFENSIVE LINEMEN NAMED TO AP ALL-PRO TEAM, TEAM HISTORY, SINCE 1974

Player	Honors	Seasons
Zach Allen	1	2024
Trevor Pryce	2	1999, 2001
Alfred Williams	1	1996
Greg Kragen	1	1992
Rulon Jones	2	1985-86
Lyle Alzado	2	1977-78
Paul Smith	1	1973
Rich Jackson	1	1970

KNOCKING ON THE DOOR

Through 12 games in 2025, defensive lineman Zach Allen and outside linebacker Nik Bonitto have been two of the best players to get to the quarterback, racking up 31 and 22 quarterback hits respectively. Among the entire league, Allen and Bonitto's quarterback hits rank first and tied for fifth.

MOST QB HITS, 2025 SEASON

Rk.	Player	Team	QBH
1.	Zach Allen	Denver	31
2.	Myles Garrett	Cleveland	30
3.	Aidan Hutchinson	Detroit	24
	Micah Parsons	Green Bay	24
5.	Nik Bonitto	Denver	22
	Brian Burns	N.Y. Giants	22

UNDER PRESSURE

Since joining the Broncos in 2023, defensive lineman Zach Allen has totaled 95 quarterback hits. That mark leads all NFL players in that span, while his 167 quarterback pressures leads all interior defensive linemen.

MOST QB HITS, SINCE 2023

Rk.	Player	Team	Hits
1.	Zach Allen	Denver	95
2.	Myles Garrett	Cleveland	88
3.	T.J. Watt	Pittsburgh	80
	Micah Parsons	Dallas/Green Bay	80
5.	Aidan Hutchinson	Detroit	74

ZACH ATTACK



Defensive lineman Zach Allen has appeared in 90 regular-season games (80 starts) since entering the NFL. He has recorded 290 tackles (149 solo), 31.0 sacks (189.5 yds.), one interception (25 yds.), 23 passes defended, one forced fumble and three fumble recoveries in his career.

Among active interior defensive linemen since the start of 2020, Allen is 1-of-4 players to accumulate totals of at least 25 sacks and 20 PDs.

ACTIVE DLs W/ AT LEAST 25 SACKS & 20 PDS, SINCE 2020

Player	Team	Sacks	Yds.	PDs
Cameron Heyward	Pit.	36.0	236.5	34
Jeffery Simmons	Ten.	36.0	277.5	23
Daron Payne	Was.	28.0	190.5	20
Zach Allen	Ari. / Den.	31.0	189.5	23

JOINING THE ELITE

In 2024, defensive lineman Zach Allen led the NFL with 40 quarterback hits, becoming just the fifth player since 2006 to reach that number. Only J.J. Watt (four times), T.J. Watt, Nick Bosa and Aaron Donald have reached 40 quarterback hits in a single season in that span.

PLAYERS WITH AT LEAST 40 QB HITS IN A SEASON, SINCE 2006

Player	# of Seasons
J.J. Watt	4
T.J. Watt	1
Nick Bosa	1
Aaron Donald	1
Zach Allen	1

BRINGING THE HEAT

Through 12 games this season, defensive lineman Zach Allen has totaled 48 quarterback pressures, according to *Pro Football Focus*. That is the most among all interior defensive linemen this season.

QB PRESSURES, INTERIOR DEFENSIVE LINEMEN,

2025 SEASON, PER PRO FOOTBALL FOCUS

Rk.	Player	Team	Pressures
1.	Zach Allen	Denver	48
2.	Leonard Williams	Seattle	46
3.	Chris Jones	Kansas City	41
	Arik Armstead	Jacksonville	41
5.	Four Players Tied	--	40



UPPING THE PRESSURE

Denver's interior defensive line has been among the league's best in 2025 in providing pressure on opposing quarterbacks. Defensive lineman Zach Allen is tied for the fifth-most sacks (6.0) among interior defensive linemen.

MOST SACKS BY INTERIOR DL,

2025 SEASON, PER NEXTGEN STATS

Rk.	Player	Team	Sacks	Sack%
1.	Byron Murphy	Seattle	7.0	2.0
	Leonard Williams	Seattle	7.0	1.8
3.	Maliek Collins	Cleveland	6.5	2.4
	Jeffery Simmons	Tennessee	6.5	2.3
5.	Zach Allen	Denver	6.0	1.6
	Brandon Dorlus	Atlanta	6.0	2.6

'ALLEN' A DAY'S WORK



Defensive lineman Zach Allen recorded at least 0.5 sack in six consecutive games stretching from Week 5 to Week 10 of the 2025 season. His six-game sack streak was tied for the second-longest by a defensive lineman in team history and the longest since former Broncos defensive end Alfred Williams (11 games) in 1996.

LONGEST SACK STREAKS, DEFENSIVE LINEMEN, TEAM HISTORY

Rk.	Player	Seasons	Games
1.	Alfred Williams	1996	11
2.	Zach Allen	2025	6
	Rulon Jones	1986	6
	Rulon Jones	1985	6

FORCE IN THE BACKFIELD

With two tackles for loss in the 2024 Week 17 matchup against Cincinnati, defensive lineman Zach Allen increased his season total to 15 tackles for loss. That was the most by any Broncos defensive lineman in a season since the stat was first tracked in 2008.

MOST TACKLES FOR LOSS IN A SEASON,

BRONCOS DEFENSIVE LINEMEN, SINCE 2008

Rk.	Player	Season	TFLs
1.	Zach Allen	2024	15
2.	Elvis Dumervil	2009	14
3.	Malik Jackson	2013	11
4.	Elvis Dumervil	2011	10
	Jason Hunter	2010	10

D-LINE PUTTING A STOP TO THE RUN

In 2024, the Broncos defensive line featured some of the best players at their position at stifling the rushing attack of the opposing team. Per *NextGen Stats*, defensive lineman Zach Allen and defensive tackle Malcolm Roach (6.5) were tied for the second-highest stuff percentage among defensive linemen with at least 150 defensive snaps while defensive tackle D.J. Jones (6.0) ranked fifth.

HIGHEST RUN STUFF %, NFL DLs, MIN. 150 DEF. SNAPS,

2024 SEASON, PER NEXTGEN STATS

Rk.	Player	Team	Stuffs	Stuff%
1.	Grover Stewart	Indianapolis	23	6.7
2.	Zach Allen	Denver	20	6.5
	Malcolm Roach	Denver	13	6.5
4.	Travis Jones	Baltimore	12	6.1
5.	D.J. Jones	Denver	12	6.0

DOMINANT DRE



From 2022-23, inside linebacker Dre Greenlaw totaled 291 tackles (183 solo) and 13 passes defended in the regular season and postseason combined. He is just 1-of-9 players to record at least 290 tackles and double-digit passes defended in that span.

PLAYERS WITH 290+ TACKLES, 10+ PDs,

REG. SEASON + POSTSEASON, 2022-23

Player	Teams	Tackles	PDs
Foye Oluokun	Jac.	384	11
Roquan Smith	Chi./Bal.	358	14
Zaire Franklin	Ind.	345	12
T.J. Edwards	Phi./Chi.	325	15
Fred Warner	S.F.	318	23
C.J. Mosley	NYJ	310	14
Bobby Okereke	Ind./NYG	298	15
Dre Greenlaw	S.F.	291	13
Lavonte David	T.B.	290	10

GREENLAW A POSTSEASON STAPLE

Since his first postseason appearance in 2019, inside linebacker Dre Greenlaw has tallied 72 tackles in the playoffs. Among all NFL players, that is the fifth-most takedowns in that span, behind only Fred Warner (97), Nick Bolton (81), L'Jarius Sneed (75) and Matt Milano (73).

MOST TACKLES IN THE POSTSEASON, SINCE 2019

Rk.	Player	Teams	Tackles
1.	Fred Warner	S.F.	97
2.	Nick Bolton	K.C.	81
3.	L'Jarius Sneed	K.C./Ten.	75
4.	Matt Milano	Buf.	73
5.	Dre Greenlaw	S.F.	72

SINGLETON A TACKLING MACHINE



From 2020-23, inside linebacker Alex Singleton appeared in 66 games (47 starts) and totaled 571 tackles (345 solo). Singleton's 571 tackles in that span ranked fourth in the NFL.

Singleton was 1-of-9 players to record 100 or more tackles in each of those four seasons, including a single-season career high 175 in 2023.

MOST DEFENSIVE TACKLES, 2020-23

Rk.	Player	Team	Tkls
1.	Foye Oluokun	Atl. / Jac.	666
2.	Bobby Wagner	Sea. / LAR	631
3.	Roquan Smith	Chi. / Bal.	629
4.	Alex Singleton	Phi. / Den.	571
5.	Fred Warner	S.F.	524

SINGLETON ECLIPSES BRONCOS' SINGLE-SEASON

TACKLE RECORD

In 2023, inside linebacker Alex Singleton recorded 175 tackles (105 solo), setting a new franchise mark for most tackles in a season since at least 1991 (according to press box stats). The previous mark was set by linebacker Michael Brooks (170) in 1992.

BRONCOS MOST TACKLES, SINGLE SEASONS, SINCE AT LEAST 1991

Rk.	Player	Year	Solo	Asst.	Total
1.	Alex Singleton	2023	105	70	175
2.	Michael Brooks	1992	109	61	170
3.	Michael Brooks	1991	96	57	153
4.	Alex Singleton	2022	92	60	152
5.	Steve Atwater	1992	73	78	151


SINGLETON STACKS DOUBLE-DIGIT GAMES

Since joining the Broncos in 2022, inside linebacker Alex Singleton has recorded double-digit tackles in 25 games. That mark is the fourth highest among all NFL players in that span while his 453 tackles since then ranks 13th in the NFL.

DOUBLE-DIGIT TACKLE GAMES, SINCE 2022

Rk.	Player	Games
1.	Roquan Smith	32
	Zaire Franklin	32
3.	Foye Oluokun	28
4.	Alex Singleton	25
	Jordyn Brooks	25

COOPER: MOST SACKS OF ANY SEVENTH-ROUND DRAFT PICK SINCE 2019



Outside linebacker Jonathon Cooper, who was selected by the Broncos in the seventh round (239th overall) of the 2021 NFL Draft, has accumulated 31.0 sacks (204.5 yds.) in 76 career games played (60 starts). Through 12 games in 2025, Cooper has totaled 7.5 sacks, including tying a career-high 2.0 sacks in Week 6 against the Jets.

Among players selected in the seventh round of an NFL Draft since 2019, Cooper's 31.0 sacks are the most.

MOST SACKS BY A PLAYER SELECTED IN THE SEVENTH ROUND OF AN NFL DRAFT, SINCE 2019

Rk.	Player	Draft Yr.	Rd. (Pick)	Sacks
1.	Jonathon Cooper	2021	7 (239)	31.0
2.	Kaden Elliss	2019	7 (244)	20.5
3.	James Smith-Williams	2020	7 (229)	8.0
	Casey Toohill	2020	7 (233)	8.0
5.	Kamren Curl	2020	7 (216)	7.0

COOPER A SEVENTH-ROUND STEAL



Signed by the Broncos to a four-year extension during the 2024 season, outside linebacker Jonathon Cooper has accumulated 31.0 sacks (204.5 yds.) since entering the NFL in 2021. His 31.0 career sacks are the third most by a player in a Broncos uniform who was selected in the seventh round or later of an NFL Draft.

MOST CAREER SACKS, PLAYERS SELECTED IN THE SEVENTH ROUND OR LATER, TEAM HISTORY

Rk.	Player	Yr. Drafted	Rd. (Pick)	Sacks	Yds.
1.	Karl Mecklenburg	1983	12 (310)	79.0	179.0
2.	Maa Tanuvasa	1993	13 (209)	33.0	195.0
3.	Jonathon Cooper	2021	7 (239)	31.0	204.5
4.	Shelby Harris	2014	7 (235)	21.5	138.5
5.	Ken Woodard	1982	10 (274)	11.0	N/A

COOP AND THE QB

With one sack in Week 3 against Los Angeles, OLB Jonathon Cooper increased his season total to 2.0 sacks for the fifth time in his five-year career thus far. He became just the second seventh-round selection by any NFL team since 1994—when the NFL transitioned to a seven-round draft—to record at least 2.0 sacks in each of his first five seasons.

PLAYERS WITH 2+ SACKS IN EACH OF FIRST 5 SEASONS, SINCE 1994

Player	Yr. Drafted	Team	Seasons
Jonathon Cooper	2025	Denver	5
Bobby McCray	2004	Jacksonville	5

JOINING ELITE COMPANY

Since the start of the 2023 season, outside linebacker Jonathon Cooper has totaled 167 tackles (94 solo) and 26.5 sacks (169.5 yds.) in 46 games played. He is just 1-of-7 players in the NFL to record at least 150 tackles and 25 sacks in that span.

PLAYERS WITH 25+ SACKS, 150+ TACKLES, SINCE 2023

Player	Team	Sacks	Tackles
Maxx Crosby	Las Vegas	30.0	194
Harold Landry III	New England	27.0	187
Byron Young	L.A. Rams	25.5	184
Brian Burns	N.Y. Giants	29.5	177
T.J. Watt	Pittsburgh	37.5	176
Jonathon Cooper	Denver	26.5	167
Danielle Hunter	Houston	39.5	167

'ZERO'ING ON THE QB

Outside linebacker Jonathon Cooper has been one of the best seventh-round draft choices at getting to the quarterback since the NFL transitioned to a seven-round draft format. Since that transition in 1994, Cooper's 31.0 sacks leads all seventh-round draft choices through their first 76 career games.

SACKS BY A SEVENTH-ROUND PICK IN FIRST 76 GAMES, SINCE 1994

Rk.	Player	Sacks
1.	Jonathon Cooper	31.0
2.	Bobby McCray	29.0
3.	Keith McKenzie	28.0
4.	Bryce Fisher	25.5
5.	Stylez G. White	24.0



BONITTO NAMED ALL-PRO FOR FIRST TIME



Earning his first Pro Bowl honors in 2024, outside linebacker Nik Bonitto was also named second-team All-Pro by the Associated Press for the first time in his career last year. He became the sixth Bronco to be honored as an edge rusher since the AP first started naming All-Pros.

BRONCOS EDGE RUSHERS NAMED ALL-PRO BY AP, TEAM HISTORY,

SINCE 1974		
Player	No.	Years
Nik Bonitto	1	2024
Von Miller	6	2012, '14-18
Elvis Dumervil	1	2009
John Mobley	1	1997
Bob Swenson	1	1981
Tom Jackson	2	1977-78

CASA BONITTO TO THE PRO BOWL

In his third season, outside linebacker Nik Bonitto was named to his first career Pro Bowl after totaling 48 tackles (33 solo), a team-high 13.5 sacks (88.5 yds.), one interception (71 yds., 1 TD), four passes defended, two forced fumbles and one fumble recovery (50 yds., 1 TD).

He became the seventh linebacker in team history to be named to the Pro Bowl within his first three seasons and the first to do so since Bradley Chubb in 2020.

BRONCOS LINEBACKERS WITH AT LEAST ONE PRO BOWL

SELECTION IN FIRST THREE SEASONS		
Player	No.	Years
Von Miller	2	2011-12
Nik Bonitto	1	2024
Bradley Chubb	1	2020
Ian Gold	1	2001
Al Wilson	1	2001
Karl Mecklenburg	1	1985
Randy Gradishar^	1	1975

^Pro Football Hall of Famer

BONITTO TIED FOR SIXTH IN SACKS

Outside linebacker Nik Bonitto has been one of the best pass rushers in the NFL through the first 12 games of the season, racking up a total of 10.5 quarterback sacks for 73.5 yards. His 10.5 sacks ranks tied for sixth in the NFL through 13 weeks while it is also the most by a Bronco since Bonitto tallied 11.0 quarterback takedowns in 2024.

MOST SACKS IN NFL, 2025 SEASON

Rk.	Player	Team	Sacks	Yds.
1.	Myles Garrett	Cleveland	19.0	127.0
2.	Brian Burns	N.Y. Giants	13.0	106.0
3.	Micah Parsons	Green Bay	12.5	80.5
4.	Danielle Hunter	Houston	11.0	83.0
	Josh Sweat	Arizona	11.0	74.0
6.	Nik Bonitto	Denver	10.5	73.5
	Will Anderson Jr.	Houston	10.5	88.5


BUILT UNDER PRESSURE

Through 12 games this season, outside linebacker Nik Bonitto has registered 57 quarterback pressures, according to *NextGen Stats*. That is tied for the fifth-most pressures among all NFL players this year, and his 19.5 pressure percentage ranks third among players with at least 225 pass rush snaps.

QB PRESSURE %, MIN. 225 PASS RUSH SNAPS, 2025 SEASON

Rk.	Player	Team	Pressures	QBP%
1.	Micah Parsons	Green Bay	70	20.0
2.	Will Anderson Jr.	Houston	62	19.7
3.	Nik Bonitto	Denver	57	19.5
4.	Myles Garrett	Cleveland	57	17.6
5.	Jalyx Hunt	Philadelphia	45	17.4

CAN'T STOP NIK



In 2024, outside linebacker Nik Bonitto recorded a team-high 13.5 sacks (88.5 yds.) along with 48 tackles (33 solo) and four passes defended. His 13.5 sacks last year were the third most among all NFL players while his 88.5 sack yards were the seventh most.

MOST SACKS IN NFL, 2024 SEASON

Rk.	Player	Team	Sacks	Sack Yds.
1.	Trey Hendrickson	Cincinnati	17.5	125.5
2.	Myles Garrett	Cleveland	14.0	92.0
3.	Nik Bonitto	Denver	13.5	88.5
4.	Kyle Van Noy	Baltimore	12.5	83.5
5.	Jonathan Greenard	Minnesota	12.0	110.0
	Danielle Hunter	Houston	12.0	93.5
	Micah Parsons	Dallas	12.0	83.0

IN THE 'NIK' OF TIME

Drafted by the Broncos in the second round (64th overall) of the 2022 NFL Draft, outside linebacker Nik Bonitto has totaled 32.5 sacks (227.0 yds.) in his career. That is the second most among those in his draft class, behind only Aidan Hutchinson (35.5).

MOST SACKS, 2022 DRAFT CLASS

Rk.	Player	Team	Sacks	Sack Yds.
1.	Aidan Hutchinson	Detroit	37.0	273.5
2.	Nik Bonitto	Denver	33.5	233.0
3.	George Karlaftis	Kansas City	29.5	154.0
4.	Travon Walker	Jacksonville	26.5	210.5
5.	Kayvon Thibodeaux	N.Y. Giants	23.5	187.5

BONITTO ON A TEAR

After a 2.5 sack performance at Philadelphia in Week 5, outside linebacker Nik Bonitto recorded three straight games with multiple sacks, dating back to Week 3's matchup at the Los Angeles Chargers. He is just the fourth Bronco to record multiple sacks in three consecutive games and the first to do so since outside linebacker Von Miller in 2014.

LONGEST STREAK WITH MULTIPLE SACKS, TEAM HISTORY

Player	Season	Games
Nik Bonitto	2025	3
Von Miller	2014	3
Elvis Dumervil	2009	3
Trevor Pryce	2000	3

'MARVELOUS' MARV AN ALL-PRO AGAIN



In his second season in the NFL, wide receiver Marvin Mims Jr. earned his second All-Pro honor by the Associated Press as a returner. He became the fourth Bronco in team history to be named an All-Pro by the AP as a returner and the first Bronco since wide receiver Rick Upchurch to be named an All-Pro as a returner in consecutive seasons.

Additionally, Mims became just the second player in team history to be named All-Pro by the AP in each of his first two NFL seasons, joining tackle Ryan Clady (2008-09).

AP ALL-PROS AS RETURNERS, TEAM HISTORY

Player	No.	Years
Rick Upchurch	5	1976-79, 82
Marvin Mims Jr.	2	2023-24
Darrien Gordon	1	1997
Glyn Milburn	1	1995

BRONCOS NAMED AP ALL-PRO IN EACH OF FIRST TWO SEASONS

Player	Pos.	Years
Marvin Mims Jr.	Ret.	2023-24
Ryan Clady	T	2008-09

MIMS BACK IN ORLANDO



Selected by the Broncos in the second round (63rd overall) of the 2023 NFL Draft, wide receiver Marvin Mims Jr. posted impressive numbers as a returner in his second season in the NFL. He totaled 26 punt returns for 408 yards (15.7 avg.) and seven kickoff returns for 194 yards (27.7 avg.).

Mims' efforts in 2024 earned him his second consecutive Pro Bowl selection. He became the third Bronco to receive a Pro Bowl nod as a return specialist and the second player in team history to be named to the Pro Bowl in each of his first two seasons.

BRONCOS NAMED TO PRO BOWL IN EACH OF THEIR FIRST TWO SEASONS

Player	Pos.	Years
Marvin Mims Jr.	Ret.	2023-24
Von Miller	OLB	2011-12

BRONCOS RETURN SPECIALISTS NAMED TO THE PRO BOWL

Player	No.	Years
Rick Upchurch	3	1977-78, '82
Marvin Mims Jr.	2	2023-24
Glyn Milburn	1	1995

MIMS SHOWS EXPLOSIVENESS ON RETURNS

Since his rookie campaign in 2023, wide receiver Marvin Mims Jr. has been one of the best kick returners in the NFL, averaging 15.7 yards per punt return and 26.9 yards per kickoff return. His 15.7 yards per punt return is the highest in team history among players with at least 10 returns while his 26.9 kickoff return average is the second highest among Broncos with at least 15 returns.

HIGHEST PUNT RETURN AVERAGE,

TEAM HISTORY (MIN. 10 RETURNS)

Rk.	Player	Returns	Yds.	Avg.
1.	Marvin Mims Jr.	68	1,066	15.7
2.	Darrien Gordon	74	922	12.5
3.	Rod Smith	53	647	12.2
4.	Rick Upchurch	248	3,008	12.1
5.	Charley Mitchell	21	251	12.0

HIGHEST KICKOFF RETURN AVERAGE,

TEAM HISTORY (MIN. 15 RETURNS)

Rk.	Player	Returns	Yds.	Avg.
1.	Trindon Holliday	39	1,133	29.1
2.	Marvin Mims Jr.	41	1,104	26.9
	Quan Cosby	17	457	26.9
4.	Goldie Sellers	25	661	26.4
5.	Kevin Kasper	29	765	26.4

MIMS A PUNT RETURN WEAPON



Wide receiver Marvin Mims Jr. has been one of the best returners in the NFL since entering the league in 2023. He has totaled 1,066 punt return yards in his first three seasons, which is the third most by a Bronco in his first three years in team history.

MOST PUNT RETURN YARDS, FIRST THREE SEASONS, TEAM HISTORY

Rk.	Player	Returns	Yds.	Avg.
1.	Rick Upchurch	117	1,501	12.8
2.	Glyn Milburn	112	1,158	10.3
3.	Marvin Mims Jr.	68	1,066	15.7
4.	Deltha O'Neal	95	1,006	10.6
5.	Bill Thompson	77	795	10.3

KEY TO THE SPECIAL TEAMS

Safety Devon Key has totaled 21 special-teams tackles so far this season for the Broncos, including 14 solo tackles. That is the most special-teams tackles in the NFL this season and is the most by a Bronco in a season since linebacker Keith Burns (24) in 2003.

SPECIAL-TEAMS TACKLES, 2025 SEASON

Rk.	Player	Team	Tkls
1.	Devon Key	Denver	21
2.	Luke Gifford	San Francisco	18
3.	Akeem Davis-Gaither	Arizona	17
	Joe Andreessen	Buffalo	17
5.	Two Players Tied	--	16



LUTZ LIGHTING UP THE SCOREBOARD

Broncos kicker Wil Lutz has appeared in 143 career regular-season games, making 245-of-285 field goals (86.0%) and 388-of-397 extra points (97.7%). For his career, Lutz has totaled 1,123 kicking points, which ranks third among kickers since 2016.



MOST KICKING POINTS, REG. SEASON, SINCE 2016

Rk.	Player	FGM	FGA	XPM	XPA	Pts.
1.	Justin Tucker	287	320	385	393	1,246
2.	Jason Myers	258	302	356	379	1,130
3.	Wil Lutz	245	285	388	397	1,123
4.	Chris Boswell	262	299	315	329	1,101
5.	Harrison Butker	239	270	366	390	1,083

THROUGH THE UPRIGHTS

Since entering the NFL in 2016, kicker Wil Lutz has made 245-of-283 field goals (.860), including 80-of-90 (.889) as a Bronco since 2023. Among all kickers, his 245 field goals since 2016 are tied for the fifth most.

MOST FIELD GOALS MADE, SINCE 2016

Rk.	Player	FGM	FGA	Pct.
1.	Justin Tucker	287	320	.897
2.	Chris Boswell	262	299	.876
3.	Jason Myers	258	302	.854
4.	Brandon McManus	249	305	.816
5.	Wil Lutz	245	285	.860
	Greg Zuerlein	245	292	.839

LUTZ IN THE HISTORY BOOKS

After making one field goal at the end of the first half in Week 18 of 2024 against Kansas City, kicker Wil Lutz tied Broncos Ring of Fame kicker Jason Elam for the most field goals made in a season in team history with 31. Additionally, his 139 points in 2024 were the second most points scored in a season in club annals.

MOST FIELD GOALS MADE IN A SEASON, TEAM HISTORY

Rk.	Player	Season	FGM	FGA	Pct.
1.	Wil Lutz	2024	31	34	.912
	Jason Elam	2001	31	36	.861
	Jason Elam	1995	31	38	.816
4.	Wil Lutz	2023	30	34	.882
	Brandon McManus	2015	30	35	.857
	Matt Prater	2009	30	35	.857
	Jason Elam	1994	30	37	.811

LUTZ TURNS SIX INTO SEVEN

For his career, Broncos kicker Wil Lutz has made 388-of-397 extra points (97.7%). Among kickers since 2016, Lutz's 97.7 percent success rate ranks second.

HIGHEST EXTRA POINT PERCENTAGE, SINCE 2016

Rk.	Player	XPM	XPA	Pct.
1.	Justin Tucker	385	393	.980
2.	Wil Lutz	388	397	.977
3.	Chase McLaughlin	198	203	.975
4.	Brandon McManus	288	297	.970
5.	Matt Gay	232	240	.967


REACHING 1,000

Connecting on two field goals and five PATs in Week 13 of 2024 against Cleveland, kicker Wil Lutz reached the 1,000 career point mark in his 127th game. He is the sixth-fastest player in league history to reach that milestone.

FASTEST PLAYERS TO REACH 1,000 POINTS SCORED, NFL HISTORY

Rk.	Player	Games	FGM	FGA	XPM	XPA	Pts.
1.	Justin Tucker	118	250	276	258	259	1,008
2.	Stephen Gostkowski	119	204	239	397	398	1,009
3.	Harrison Butker	121	221	249	338	359	1,001
4.	Mason Crosby	124	205	258	390	393	1,005
5.	Mike Vanderjagt	126	219	250	347	349	1,004
6.	Wil Lutz	127	221	258	346	355	1,009

LUTZ REACHES 200 FIELD GOALS MADE



In Week 2 of 2024 against Pittsburgh, kicker Wil Lutz went 2-of-2 and eclipsed the 200 career field goals made mark in just his 116th game. He tied kickers Dan Bailey and Robbie Gould as the ninth-fastest kicker in NFL history to reach that mark.

FASTEST PLAYERS TO REACH 200 FIELD GOALS MADE

Rk.	Player	GP	FGM	FGA	Pct.
1.	Justin Tucker	95	200	222	90.1
2.	Harrison Butker	109	201	225	89.3
3.	Daniel Carlson	111	201	231	95.7
4.	Dustin Hopkins	114	202	238	84.9
5.	Dan Carpenter	115	202	239	84.5
	Chris Boswell	115	200	232	86.2
	Graham Gano	115	200	247	81.0
	Mike Vanderjagt	115	200	230	87.0
9.	Wil Lutz	116	200	234	97.2
	Dan Bailey	116	200	228	87.7
	Robbie Gould	116	200	234	85.5

LUTZ WITH EIGHT SEASONS OF 100+ POINTS

Since making his NFL debut with New Orleans in 2016, kicker Wil Lutz has posted eight seasons in which he has totaled 100 or more kicking points. Among kickers in that span, Lutz's eight such campaigns are the second most in the NFL.

MOST SEASONS WITH 100+ KICKING POINTS, SINCE 2016

Rk.	Player	Team	No.
1.	Justin Tucker	Bal.	9
2.	Wil Lutz	N.O. / Den.	8
3.	Greg Zuerlein	LAR / Dal. / NYJ	7
	Matt Prater	Det. / Ari.	7
	Jake Elliott	Phi.	7
	Jason MyersW	Jac. / NYJ. / Sea.	7