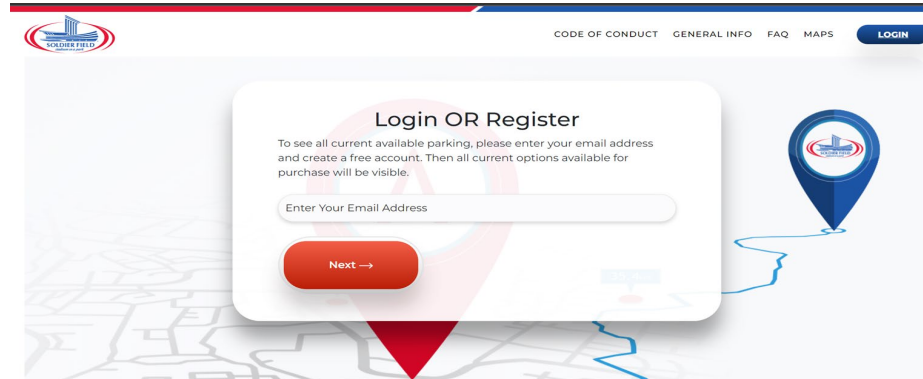


Log in by entering your email address and the verification code sent to you. Then, fill information and enter the Bears ID that was provided



The screenshot shows the Chicago Bears website's login/register interface. At the top left is the 'SOLIDER FIELD' logo. To the right are navigation links: 'CODE OF CONDUCT', 'GENERAL INFO', 'FAQ', 'MAPS', and a 'LOGIN' button. The main content area features a white card with the title 'Login OR Register'. Below the title is a paragraph: 'To see all current available parking, please enter your email address and create a free account. Then all current options available for purchase will be visible.' Under this text is a text input field labeled 'Enter Your Email Address'. Below the input field is a red button with the text 'Next →'. To the right of the card is a blue location pin icon with the Bears logo inside, set against a background of a stylized map.



Enter Email Address

Email Verification / OTP

- The system sends the recipient an email with a verification code or one-time password (OTP).
- The recipient enters the code in the space provided to complete the process.

Receive Passes

Receiving Passes or Booklets

1. Click the purple button labeled **“Receive Transferred Passes or Booklets.”**
2. Enter either the **Season Booklet Transfer Code** or the **Single Game Transfer Code**.
3. *No account is required to receive a pass.*

Passes Transferred

Transfer Complete!

- The parking passes now belong to the recipient.
- Once the recipient accepts the transfer, the **Status** in your account will update with their information.



You can receive a Booklet or Pass by simply clicking on the right button and pasting the code you were given.



[CODE OF CONDUCT](#) [GENERAL INFO](#) [FAQ](#) [MAPS](#)

[MY ACCOUNT ▾](#)



[My Parking Passes](#)

[Receive Transferred Booklet or Pass](#)

© 2024 OSSI. All Rights Reserved.

CHICAGO BEARS



Clicking on the blue "My Parking Passes" button brings up your passes.

Transfer

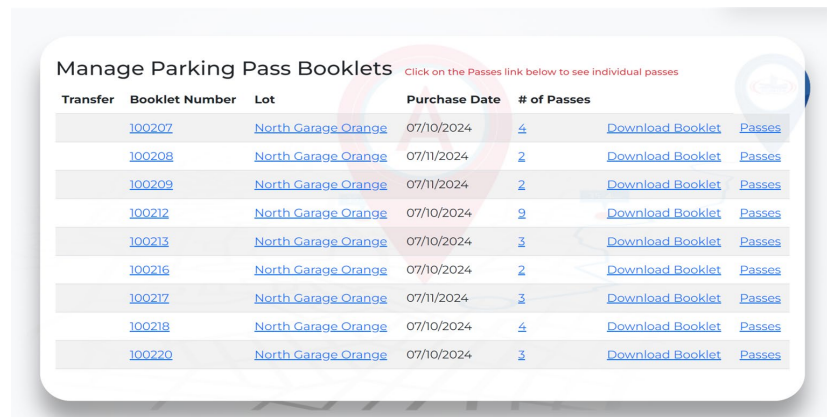
- Transfers the entire booklet to someone else.

of Passes

- Shows how many passes are still available in the booklet.

Download Booklet

- Downloads a PDF containing all passes from the selected booklet.



Click on the Passes link below to see individual passes						
Transfer	Booklet Number	Lot	Purchase Date	# of Passes	Download Booklet	Passes
	100207	North Garage Orange	07/10/2024	4	Download Booklet	Passes
	100208	North Garage Orange	07/11/2024	2	Download Booklet	Passes
	100209	North Garage Orange	07/11/2024	2	Download Booklet	Passes
	100212	North Garage Orange	07/10/2024	3	Download Booklet	Passes
	100213	North Garage Orange	07/10/2024	3	Download Booklet	Passes
	100216	North Garage Orange	07/10/2024	2	Download Booklet	Passes
	100217	North Garage Orange	07/11/2024	3	Download Booklet	Passes
	100218	North Garage Orange	07/10/2024	4	Download Booklet	Passes
	100220	North Garage Orange	07/10/2024	3	Download Booklet	Passes



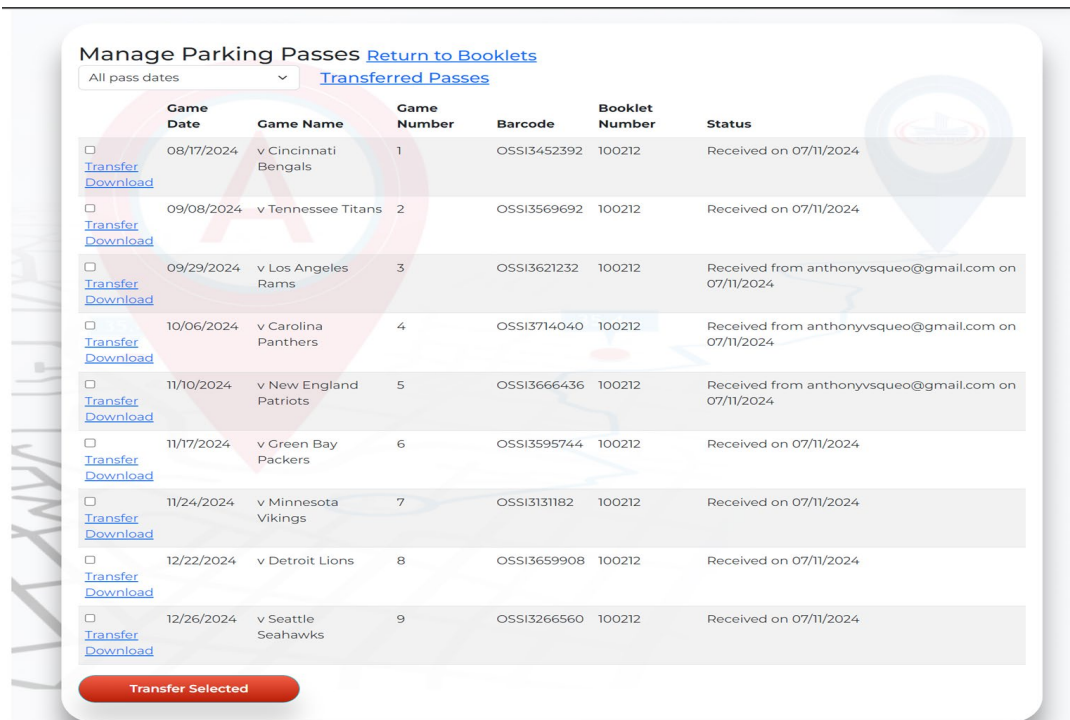
By clicking on 'Passes', you pull up the Pass Menu.

Transfer / Download

- You can transfer or download individual passes from a booklet.
- Once you transfer a pass, the option to transfer the entire booklet will be disabled.

Status

- Shows the date the pass was received.
- If someone transferred the pass to you, their email will appear.
- If you transferred it, the receiver's email appears after they enter their code.



	Game Date	Game Name	Game Number	Barcode	Booklet Number	Status
<input type="checkbox"/>	08/17/2024	v Cincinnati Bengals	1	OSSI3452392	100212	Received on 07/11/2024
<input type="checkbox"/>	09/08/2024	v Tennessee Titans	2	OSSI3569692	100212	Received on 07/11/2024
<input type="checkbox"/>	09/29/2024	v Los Angeles Rams	3	OSSI3621232	100212	Received from anthonyvsqueo@gmail.com on 07/11/2024
<input type="checkbox"/>	10/06/2024	v Carolina Panthers	4	OSSI3714040	100212	Received from anthonyvsqueo@gmail.com on 07/11/2024
<input type="checkbox"/>	11/10/2024	v New England Patriots	5	OSSI3666436	100212	Received from anthonyvsqueo@gmail.com on 07/11/2024
<input type="checkbox"/>	11/17/2024	v Green Bay Packers	6	OSSI3595744	100212	Received on 07/11/2024
<input type="checkbox"/>	11/24/2024	v Minnesota Vikings	7	OSSI3131182	100212	Received on 07/11/2024
<input type="checkbox"/>	12/22/2024	v Detroit Lions	8	OSSI3659908	100212	Received on 07/11/2024
<input type="checkbox"/>	12/26/2024	v Seattle Seahawks	9	OSSI3266560	100212	Received on 07/11/2024

Transfer Selected



Steps to Transfer Passes

Transferring the entire booklet (all 10 passes)

1. Click on Transfer Booklet

Manage Parking Pass Booklets

[Click on the Passes link below to see individual passes](#)

Transfer	Booklet Number	Lot	Purchase Date	# of Passes		
Transfer Booklet	1494	North Garage Orange	06/28/2025	10	Download Booklet	Passes
Transfer Booklet	1495	North Garage Orange	06/28/2025	10	Download Booklet	Passes

2. Copy the message that pops up and send this in an email to the person you are transferring the booklet to.

Transfer booklet 1494

To transfer this booklet or pass, please copy and paste the text below into an email or text message to the recipient: This pass will not show as transferred until the recipient enters this code on bearsparking.com

I am transferring a parking pass to you. Please go to bearsparking.com, enter your email address.

- An email will be sent which will include a one time password (OTP).
- Enter the OTP in the space provided on the website.
- Click on the purple button labeled "Receive Transferred Booklet or Pass".
- Enter the pass code below to view your parking booklet or pass:

14961BCWSQFV

Close Window

Transferring individual passes

1. Click on Passes

Manage Parking Pass Booklets

[Click on the Passes link below to see individual passes](#)

Transfer	Booklet Number	Lot	Purchase Date	# of Passes		
Transfer Booklet	1494	North Garage Orange	06/28/2025	10	Download Booklet	Passes
Transfer Booklet	1495	North Garage Orange	06/28/2025	10	Download Booklet	Passes

2. Click on Transfer for the game you want to send. You can select multiple games by checking the box above transfer button.

Manage Parking Passes Return to Booklets						
All pass dates Transferred Passes						
<input checked="" type="checkbox"/> Transfer Download	08/10/2025	v Miami Dolphins	1	OSSNC147521	1494	
<input type="checkbox"/> Transfer Download	08/17/2025	v Buffalo Bills	2	OSSNC147593	1494	

Transfer pass OSSNC147521

To transfer this booklet or pass, please copy and paste the text below into an email or text message to the recipient: This pass will not show as transferred until the recipient enters this code on bearsparking.com

- I am transferring a parking pass to you. Please go to bearsparking.com, enter your email address.
- An email will be sent which will include a one time password (OTP).
 - Enter the OTP in the space provided on the website.
 - Click on the purple button labeled "Receive Transferred Booklet or Pass".
 - Copy and paste the code(s) below to view your parking booklet or pass:

14961EBU95K

CHICAGO BEARS



What your guests will receive

I am transferring a parking pass to you. Please go to bearsarking.com, enter your email address.

- Provided you copied and pasted the entire text, the receiver will have an email exactly like this one, with as many or less codes.
- All they have to do is copy and paste the codes after clicking on the “Receive Transferred Booklet or Pass” purple button.
- An email will be sent which will include a one time password (OTP).
- Enter the OTP in the space provided on the website.
- Click on the purple button labeled “Receive Transferred Booklet or Pass”.
- Copy and paste the code(s) below to view your parking booklet or pass:

**52718R3TJP, 5272E7TJU9, 5273J5KRCP, 52746YUMK8,
52758XYSVQ, 5276PQ4CHM, 5277VJQPS4, 5278ABVSQW,
5279UARN6V, 5280ZJ9VEP**

