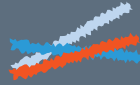




POM POM SPIDER

What you need

 Craft beads



Pipe cleaners



Googly eyes




Tacky glue



Large black pom poms

Instructions

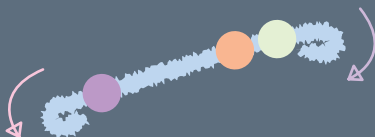
1. Cut the pipe cleaners into 8 pieces that are the same length.




2. Put the beads onto the legs. You can make a pattern or just have fun putting on as many or as little as you'd like!



3. At the end of the leg, fold the ends of the pipe cleaner over to create a small knot so the beads do not fall off. You can fold the pipe cleaner back into the last bead to secure the end.



4. Glue each leg to the body (large black pom pom) with the tacky glue or extra strong kid's glue.



5. Attach the googly eyes. You can add as many eyes as you'd like!



6. Let the glue dry.

