

NEW YORK FOOTBALL GIANTS

2023 TEAM GUIDE


NEW YORK
FOOTBALL
GIANTS

2023 GIANTS SCHEDULE

REGULAR SEASON

Date	Opponent	Time	TV
Sept. 10	**Dallas**	**8:20 PM**	**NBC**
Sept. 17	at Arizona	4:05 PM	FOX
Sept. 21 (Thursday)	at San Francisco	8:15 PM	PRIME
Oct. 2 (Monday)	**Seattle**	**8:15 PM**	**ESPN**
Oct. 8	at Miami	1:00 PM	FOX
Oct. 15	at Buffalo	8:20 PM	NBC
Oct. 22	**Washington**	**1:00 PM**	**CBS**
Oct. 29	**New York Jets**	**1:00 PM**	**CBS**
Nov. 5	at Las Vegas	4:25 PM	FOX
Nov. 12	at Dallas	4:25 PM	FOX
Nov. 19	at Washington	1:00 PM	FOX
Nov. 26	**New England**	**1:00 PM**	**FOX**
	BYE		
Dec. 11 (Monday)	**Green Bay**	**8:15 PM**	**ABC**
Dec. 17	at New Orleans	1:00 PM	FOX
Dec. 25 (Monday)	at Philadelphia	4:30 PM	FOX
Dec. 31	**Los Angeles Rams**	**1:00 PM**	**FOX**
Jan. 6/7	**Philadelphia**	**TBD**	**TBD**

TIMES SUBJECT TO CHANGE *ALL TIMES EASTERN*

2023 NEW YORK GIANTS INFORMATION GUIDE

Editors: Dion Dargin, Michael Eisen, Jennifer Escalante, Maddi Harris
Layout & Design: Cameron Brady, Doug Murphy
Special Assistance: Helen Strus, Bob Papa, Elias Sports Bureau, John Berti
Photography: Evan Pinkus, Jerry Pinkus, Matthew Swensen, AP Images, Jim Turner, Giants Photo Archives

All Rights Reserved. Copyright © 2023 New York Football Giants, Inc.

CREDENTIALS

All season credentials must be submitted through the Giants online credentialing system, giants.com/mediacreds by Editors and Sports Directors. Headshots for media members for whom you are submitting requests are required. For questions regarding credentials, email Maddi Harris at Maddi.Harris@Giants.NFL.net.

ONLINE PRESSROOM

The Giants online media center, NFLOMG.com, is a "one-stop shop" aimed at assisting media in their daily coverage of the team. Content includes broadcast quality audio and video, updated practice availability, practice schedules plus more.

The site requires a username and password and all content is downloadable and approved for editorial use.

Media requesting access can send an email to Maddi Harris at Maddi.Harris@Giants.NFL.net.

All media are welcome to use our guest account below:
Username: giantsguest
Password: gobigblue



#TogetherBlue



TABLE OF CONTENTS

METLIFE STADIUM
MetLife Stadium 5
MetLife Sports Complex Parking Map 6
MetLife Stadium Level by Level 7
Giants Club Directory 8-9

FRONT OFFICE
John K. Mara 11
Steve Tisch 12
Chris Mara 13
Jonathan Tisch 14
Joe Schoen 15

COACHING STAFF
Brian Daboll 17-18
Mike Kafka 19-20
Don "Wink" Martindale 21-22
Thomas McGaughey 23-24
Assistant Coaching Staff 25-45
All-Time Assistant Coaches 46-47
Giants Staff 48-73

PLAYERS
Giants Roster 75
Player Bios 76-304
Additional Rookies & First-Year Players 305-313

2022 SEASON
Regular Season Records 315
NFL Standings 316
Postseason 317
Giants Individual Offensive Stats 318
Giants Individual Defensive Stats 319
Game Summaries 320-336
Participation Chart 337
Game-by-Game Starters 338
How The Giants Were Built 339
Giants Team Scoring 340
Game-by-Game Offense 341-342
Game-by-Game Defense 343
Drive Efficiency 344
Third Down Efficiency 345
Individual Bests 346-47
Big Offensive Plays 348-352
Transactions 353-360
The Last Time 361-364

HISTORY
History of the New York Football Giants 366-382
Uniform & Logo History 383-387
Hall of Fame 388-395
Retired Giants Numbers 396-397
Giants in the Ring of Honor 398-403
History of Giants Drafts 404-411
All-Time Roster 412-428
Giants In The Pro Bowl 429-430

RECORDS
Giants All-Time Top Ten 432-433
Giants Individual Records 434-443
Giants Team Records Game 444-447
Giants Team Records Season 448-451
Giants Rushing Honor Roll 452
Giants Passing Honor Roll 453-454
Giants Receiving Honor Roll 454-456
Giants Season Leaders-Scoring 456
Giants Season Leaders-Rushing 456-457
Giants Season Leaders-Passing 457
Giants Season Leaders-Receiving 457-458
Giants Season Leaders-Interceptions 458-459
Giants Season Leaders-Sacks 459
Giants Season Leaders-All-Purpose Yards 459-460
Giants Longest Plays 460-461

POSTSEASON
Giants Postseason Record 462
Giants Postseason Capsules 464-473
Giants Individual Postseason Records 474-477
Giants Team Postseason Records 478-480

GIANTS RECORDS AND RESULTS
Giants Win/Loss Records 481
Giants Composite Record 481
Giants vs. Defunct NFL Teams 481
Giants vs. the NFC East 482
Giants vs. the AFC 482
Giants in Overtime 482-483
Giants on Sunday Night 483
Giants on Monday Night 483
Milestone Games 484
Giants Year-by-Year Results 484-496
Giants Preseason Year-by-Year Results 496-500
Giants All-Time Series Results 500-509

METLIFE STADIUM HOME OF THE NEW YORK GIANTS

In 2010, the Giants moved into a beautiful, new, state-of-the-art stadium built just a few yards from where Giants Stadium stood for more than three decades. MetLife Stadium is the nation's finest football stadium. It seats 82,500 fans and is one of the NFL's most technologically advanced stadiums.

MetLife Stadium took more than 4 million man-hours and $1.6 billion to build. The stadium features more than 9,000 club seats, 221 suites and 130,000 square feet of state-of-the-art club lounges. The first row of seats is just 46 feet from the sidelines and the sightlines are superb. The Giants' home is 2.1 million square feet, compared to Giants Stadium's 900,000 square feet. It has four 30 feet by 118 feet high-definition video screens, a 350,000 square foot outdoor plaza filled with interactive activities for fans of all ages.

On Feb. 2, 2014, MetLife Stadium hosted a historic event. It was the site of Super Bowl XLVIII, the first Super Bowl to be played outdoors at a cold weather venue. The Seattle Seahawks defeated the Denver Broncos, 43-8.

In its inaugural 2010 season, the Giants' home was known simply as New Meadowlands Stadium. On Aug. 23, 2011 the Giants, Jets and MetLife announced the signing of a 25-year agreement to name the teams' home venue MetLife Stadium.

"Our partnership with the Giants and Jets goes back to 2008 when we became the first cornerstone sponsor here at the stadium," said Steven A. Kandarian, president and chief executive officer of MetLife. "This expanded partnership provides significant benefits for both sides. MetLife secures the naming rights to a world class venue that will extend the reach of our brand to levels unmatched in the industry. And the Jets and Giants gain a sponsor with a history of financial strength and a brand as strong and storied as their own. MetLife Stadium is clearly one of the world's premier sports marketing facilities."

The NFL's premier venue opened for business in 2010. In addition to being the only stadium that is home to two NFL teams and Super Bowl XLVIII, it hosts dozens of non-NFL events each year including concerts, NCAA football and lacrosse games and international soccer matches.

The entire Meadowlands Sports Complex has been renamed The MetLife Sports Complex.

"It is truly an honor for our team to be affiliated with such a wonderful partner," said John Mara, president and chief executive officer of the Giants. "I know how much MetLife means to so many in New York and New Jersey, as an employer, as a trusted provider of financial services, and as a great corporate citizen. The company's huge presence and influence in our area makes it a natural fit for this stadium and the strength, stability and quality of MetLife matches perfectly with the characteristics that the Giants try to achieve in all aspects of our aspirations. MetLife is a true leader in its industry and brings a powerful, well-known brand that reflects very well on our stadium and what we're trying to accomplish here. For the Giants in particular, MetLife's reputation and long history are very appealing qualities that resonate with us on a very basic level. We are both organizations that value heritage and legacy."

"MetLife Stadium immediately joins the ranks of the most prestigious, high-profile sports-branded venues in the world, and that's the way it should be," said Steve Tisch, the Giants' chairman and executive vice president. "If you look at MetLife and the marketing and branding assets they have, you can understand how proud we feel that they have selected our stadium as the one they want their name on. Clearly MetLife realizes what a unique situation we have: two NFL home teams and twice as many games over the course of the season. And of course, we are very proud that MetLife has recognized just what a fantastic, one-of-a-kind facility this stadium is.

The 2023 season will be the Giants' 14th in MetLife Stadium. They are 50-56-1 in regular-season games and 1-0 in the postseason, defeating Atlanta in a 2011 NFC Wild Card game on their way to winning Super Bowl XLVI. MetLife Stadium has hosted numerous prestigious events, including NFL, college football and soccer games, and concerts. In 2014, the stadium was the site of Super Bowl XLVIII, the first outdoor Super Bowl played in a "cold weather" city. Seattle defeated Denver, 43-8.





Parking Legend

- Premium Parking *Suite Reserved*
- Premium Parking *Commissioners Club*
- Premium Parking *Suites & Clubs*
- General Parking
- Accessible Spaces
- Charter Bus Parking
- RIDESHARE Pick-Up and Drop-Off
- Lot P and Off-Site Shuttle Bus Pick-Up and Drop-Off Locations
- American Dream Shuttle Bus Pick-Up and Drop-Off Locations
- Taxi/Limo Drop-Off
- Rail Station
- Buses to NYC Port Authority
- ADA Pick-Up and Drop-Off Location

511

www.511NJ.org

Real-Time Traffic Information
Dial **511** or
1-866-511-6538
At first prompt say:
"Meadowlands"

PLAZA LEVEL



Guest Services · First Aid · Family Restrooms · Stairs · Escalator
Reverse ATMs · Men's & Women's Restrooms · Retail Location · Ramp · Elevator
Nursing Location · MetLife 50 Club

100 CONCOURSE



Note: Sections 134-143 must enter from the Plaza Level

Guest Services · First Aid · Family Restrooms · Stairs · Escalator
Reverse ATMs · Men's & Women's Restrooms · Retail Location · Ramp · Elevator
Water Fountain · Charging Station *SEC 133*

200 CONCOURSE



Guest Services · First Aid · Family Restrooms · Stairs · Escalator
Reverse ATMs · Men's & Women's Restrooms · Retail Location · Ramp · Elevator
Nursing Location · Water Fountain

300 CONCOURSE



Guest Services · First Aid · Family Restrooms · Stairs · Escalator
Reverse ATMs · Men's & Women's Restrooms · Retail Location · Ramp · Elevator
Water Fountain

NEW YORK FOOTBALL GIANTS
QUEST DIAGNOSTICS TRAINING CENTER • 1925 GIANTS DRIVE • EAST RUTHERFORD, NJ 07073
PHONE: 201-935-8111

OWNERSHIP/BOARD OF DIRECTORS
John K. Mara, Esq. — President & Chief Executive Officer, Board Director
Steve Tisch — Executive Vice President, Chairman of the Board
Jonathan Tisch — Treasurer, Board Director
Laurie Tisch — Board Director
Chris Mara — Senior Player Personnel Executive, Board Director
Susan McDonnell — Board Director
Lacy Boughn — Assistant to Chairman and EVP
Ann Durante — Assistant to President and CEO
Nicole Covello — Assistant to President and CEO

FOOTBALL OPERATIONS
Joe Schoen — Senior Vice President and General Manager
Brandon Brown — Assistant General Manager
Kevin Abrams — SVP of Football Operations & Strategy
Jessie Armstead — Special Assistant to the General Manager
Ryan Cowden — Executive Advisor to the General Manager
Matthew Dodson — Scouting Research Analyst
Clark Ewen — Football Data & Innovation Analyst
Courtney Kennedy — Football Data & Innovation Coordinator
Maxwell Kirin — Football Data & Systems Coordinator
Carmen Pizzano — Assistant Video Director
Varun Ravishanker — Football Systems Developer
Tyseer Siam — Director of Football Data & Innovation
Charles Tisch — Football Operations Assistant
Ed Triggs — Director of Football Operations
Stephen Venditti — Assistant Video Director

COACHING STAFF
Brian Daboll — Head Coach
Mike Kafka — Offensive Coordinator
Don "Wink" Martindale — Defensive Coordinator
Thomas McGaughey — Special Teams Coordinator
Laura Young — Director of Coaching Operations
Angela Baker — Offensive Assistant
Andy Bischoff — Tight Ends Coach
Ben Burress — Defensive Assistant
Bryan Cox — Assistant Defensive Line Coach
Christian Daboll — Offensive Assistant
John Egorugwu — Inside Linebackers Coach
Mike Groh — Wide Receivers Coach
Jerome Henderson — Defensive Backs Coach
Bobby Johnson — Offensive Line Coach
Christian Jones — Assistant Quarterbacks Coach
Cade Knox — Offensive Assistant/Game Manager
Jeff Nixon — Running Backs Coach
Andre Patterson — Defensive Line Coach
Chris Smith — Assistant Offensive Line Coach
Stephen Thomas — Assistant Special Teams Coach
Shea Tierney — Quarterbacks Coach
Michael Treier — Safeties Coach
Drew Wilkins — Outside Linebackers Coach
Kevin Wilkins — Defensive Assistant

PLAYER PERSONNEL
Tim McDonnell — Director of Player Personnel
Chris Rossetti — Director of Pro Scouting
Dennis Hickey — Assistant Director of Player Personnel
Blaise Bell — College Area Scout
Jeremy Breit — National Scout
Hannah Burnett — College Area Scout
Marcus Cooper — National Scout
Mike Derice — National Scout
Rita Giordanetti — Assistant to General Manager/Scouting
Scott Hamel — College Area Scout
Patrick Hanscomb — College Area Scout
Ryan Hollern — College Scouting Coordinator
Marquis Pendleton — Pro Scout
Brendan Prophett — College Area Scout
Jeremiah Davis — Pro Personnel - Executive Scout
Nick La Testa — Pro Scout
Corey Lockett — Pro Scout
Andrea Wagner — Pro Personnel Assistant
Louis Anarumo — Scouting Assistant
Justin Markus — College BLESTO Scout
Jared Osumah — Scouting Assistant
Isaiah Wingfield — Scouting Assistant

TEAM OPERATIONS
Jerry Meade — Senior Vice President and Chief Security Officer
Jim Phelan — Vice President of Team Operations
Jeff Conroy — Director of Team Operations
Michael Keating — Security Supervisor
Jim Ryan — Team Security Coordinator
Mike Murphy — Team Security
Vinny Byron — Team Security

BUSINESS INTELLIGENCE
Russell Scibetti — Vice President, Strategy & Business Intelligence
Kelly Foye — Director, CRM and Database Strategy
Patrick Yue — Business Intelligence Analyst
Samantha Santiago — CRM and Email Coordinator

COMMUNICATIONS
Pat Hanlon — Senior Vice President of Communications
Jennifer Conley Escalante — Vice President of Strategic Communications
Dion Dargin — Senior Director of Football Communications
Maddi Harris — Communications Coordinator

COMMUNITY RELATIONS
Frank Mara — Vice President of Community Relations
Allison Stangeby — Vice President of Community & Corporate Relations
Ethan Medley — Director of Community Relations & Youth Football
Joann Lamneck — Director of Alumni Relations
Alyssa Lang — Managing Director, Corporate Giving
Tara Belinsky — Community and Youth Football Manager

CORPORATE PARTNERSHIPS
Jessica Slenker — Senior Vice President, Corporate Partnerships
Chris Robertson — Director, Corporate Parnership Operations
Katie Carew — Director, Corporate Partnerships
Stephen Fiorella — Director, Corporate Partnerships
Mark Gennarelli — Director, Corporate Partnerships
Conor Mara — Account Executive, Corporate Partnerships

CORPORATE PARTNERSHIPS (CONTINUED)

Mike Decina – Director, Partnership Activation
Julia Murphy – Director, Partnership Activation
Sarita Borojevic – Manager, Partnership Activation
Amanda DiPane – Senior Manager, Partnership Activation
Alexandra Casola – Manager, Partnership Activation
Michelle Machado – Manager, Partnership Activation
Caleb Sink – Senior Coordinator, Partnership Activation

EQUIPMENT

John (Jackie) Miles – Head Equipment Manager
Tim Slaman – Assistant Equipment Manager
Chris Pridy – Assistant Equipment Manager
Terry Mansfield – Field Security Manager
Harrison Eisen – Equipment Room Assistant
Pat Haggerty – Equipment Room Assistant
Ben Holt – Equipment Room Assistant
Kyle Lynch – Equipment Room Assistant

FACILITY MANAGEMENT

Victor McLoughlin – Facilities Project Manager
Daniel Bornschein – Facilities Supervisor
Jackie Lepow – Facilities Administrator
Rob Davis – Head Groundskeeper
Robert Blake, Jr. – Assistant Groundskeeper
Jose Garcia – Facilities

FINANCE

Christine Procops – Senior Vice President & Chief Financial Officer
Steve Hamrahi – Senior Vice President, Finance & Accounting
Amanda Snyder – Director of Payroll & Benefits
Allison Reed – Controller - Facilities
Michael Feeley – Controller - Operations
Michelle McCabe-Christensen – Senior Accounts Payable Analyst
Reinard Cantada – Staff Accountant
Spencer Parcel – Senior Manager, Financial Reporting
Chris DeFlora – Senior Manager, Financial Operations

HUMAN RESOURCES & DIVERSITY, EQUITY AND INCLUSION

Celeste Bell – Senior Vice President of Human Resources & Diversity, Equity and Inclusion

INFORMATION TECHNOLOGY

Justin Warren – Vice President, Information Technology
Julie Glisky – Director of IT - Applications and Development
Lamont McCormick – Systems Administrator
Leslie Garcia – IT/Help Desk Support
Andrew Nawolski – IT/Help Desk Support
Andrew Sanchez – IT/Help Desk Support
Nick Ogola – Senior Developer

LEGAL

Rich Hernandez, Esq. – Senior Vice President & General Counsel
Debra Agosta – Vice President of Legal Services
Corrin Martin – Legal & Marketing Department Coordinator

MARKETING

Pete Guelli – Chief Business Officer
Nilay Shah – Senior Vice President, Marketing & Brand Strategy
Don Sperling – Vice President & Executive Producer
Christine Baluyot – Vice President, Production & Events
David Dominik – Director, Digital Platforms
Michael Becton – Director of Cinematography & Football Content
Doug Murphy – Creative & Brand Director
Matthew Swensen – Creative & Photography Director
Carey Bald – Director of Events & Fan Engagement
Michael Eisen – Giants.com Senior Writer/Editor
John Schmeelk – Senior Manager, Editorial and Audio Content
Jed Empleo – Senior Graphic Designer
Dan Salomone – Managing Editor, Giants.com
Marissa Soto – Manager, Integrated Marketing
Emma Kaptein – Manager, Social Media
Natalie Wizel – Content Producer
Charles Erdmann – Video Producer/Editor
Cristina Sinofsky – Social Media Coordinator
Matt Citak – Digital Media Coordinator
Christian Breslin – Graphic Designer
Sydney Gahwyler – Coordinator, Production & Events
Cameron Brady – Graphic Design Coordinator

MEDICAL/STRENGTH AND CONDITIONING/PERFORMANCE/HEALTH AND WELLNESS/NUTRITION

Ronnie Barnes – Senior Vice President, Medical Services/Head Athletic Trainer
Michael Baum – Assistant Athletic Trainer
Kameno Bell, MD – Consultant Team Physician/Emergency Services
Philip Buzzerio – Assistant Athletic Trainer
Frank Cammisa, MD – Consultant Orthopedist/Spine
Sam Coad – Director of Performance/Assistant Strength and Conditioning Coach
Craig Fitzgerald – Director of Strength & Performance
Hugh Gardy, DDS – Team Dentist Emeritus
Brandon Harlin – Player Engagement Coordinator
Roger Hartl, MD – Team Neurological Consultant
Robert Hotchkiss, MD – Consultant Orthopedist/Hand
Bryan Kelly, MD – Assistant Team Physician/Orthopedics
Steve Kennelly – Assistant Head Athletic Trainer
James Kinderknecht, MD – Primary Care Team Physician
Lani Lawrence, PsyD – Director of Wellness and Clinical Services, Player Engagement
Steven R. Leibowitz, MD – Internal Medicine Consultant
Mark Loecher – Assistant Strength and Conditioning Coach
Ashley Lynn – Director of Player Engagement
Justin Maher – Assistant Athletic Trainer/Physical Therapist
Martin O'Malley, MD – Consultant Orthopedist/Foot and Ankle
Scott Rodeo, MD – Head Team Physician/Orthopedist
Jason Schepis, DMD – Team Dentist
Steve Smith – Director of Sports and Performance Nutrition
Samuel Taylor, MD – Team Physician Orthopedics
Russell Warren, MD – Senior Team Physician/Orthopedist
Leigh Weiss – Director of Rehabilitation/Physical Therapist
Drew Wilson – Assistant Strength and Conditioning Coach

TICKET OFFICE

Amy Matlins – Director of Ticketing
Amanda Ferris – Assistant Director, Ticket Operations
Chris Gorman – Manager of Ticket Operations
Kathleen Collins – Ticket Operations Representative

GIANTS STADIUM LLC

Kevin Frattura – Vice President of Sales & Services
Christie Landi – Vice President of Premium Sales
Brian Kelly – Senior Director, Client Services
Arianna Thompson – Senior Manager, Client Services
Dan Mucha – Senior Manager, Client Services
Adam Lorber – Manager, Premium Sales
Cameron Nichols – Manager, Premium Sales
Anthony Pillari – Manager, Premium Sales
Keith Quarta – Manager, Premium Sales
Brian Polanco – Coordinator, Client Services
Courtney Considine – Manager, Suite Services
Jaida Schettino – Coordinator, Suite Services
Denise Barnes – Coordinator, Client Services
Maggie Lafemina – Coordinator, Client Services
Timothy Maldonado – Manager, Ticket Sales
Brian Frankel – Senior Account Executive
Anthony Castaneda – Account Executive
Richard Ermeus – Account Executive
Lindsay Schieber – Senior Account Executive
Carlee Stetson – Account Executive



EXECUTIVES & STAFF



John K. Mara is in his 33rd season with the Giants. The franchise's President and Chief Executive Officer, he assumed the team presidency upon the passing of his father, Wellington Mara, in 2005. Mara joined the Giants in 1991 as General Counsel and later added the title of Executive Vice President and Chief Operating Officer.

With team Chairman Steve Tisch, Mara was at the forefront of the planning and negotiations for MetLife Stadium, where the Giants have played their home games for 13 seasons after 34 years in Giants Stadium. In addition, Mara, Steve Tisch and Jonathan Tisch, as well as Jets owner Woody Johnson, headlined the bid committee that helped convince the NFL owners to award Super Bowl XLVIII to the new stadium. Seattle and Denver played in the game on Feb. 2, 2014. The first Super Bowl to be held in a cold-weather outdoor venue was an overwhelming success, both in the week prior to the game and on game day.

Mara, one of the NFL's most prominent and respected owners, is the chairman of the league's Management Council Executive Committee, and he played an important role in negotiating the 2011 and 2020 collective bargaining agreements with the NFLPA. He also serves on several other NFL committees, including for the last 22 years on the influential Competition Committee, which studies all aspects of the game and recommends rules and policy changes to NFL clubs. Mara also serves on the NFL's Health and Safety, Compensation, Workplace Diversity and Legalized Sports Betting committees.

Mara is also on the board of the Newark, N.J. Covenant House Action Research Think Tank (CHART), which was formed to combat human trafficking.

Mara has been affiliated with the Giants his entire life. The franchise was founded in 1925 by his grandfather, Tim Mara. Wellington Mara was one of the most influential, respected and beloved executives in NFL history. Tim and Wellington Mara are both enshrined in the Pro Football Hall of Fame.

Since John Mara joined the organization in an official capacity, the Giants have participated in 11 playoffs, won five NFC East titles and played in three Super Bowls, winning two.

Born in New York City on Dec. 1, 1954, Mara grew up in Westchester County in White Plains and graduated from Iona Prep High School in New Rochelle. He attended Boston College where he received a B.S. degree in marketing, graduating with Cum Laude honors in 1976. Mara earned his law degree from Fordham University in 1979. He specialized in labor and employment law and litigation at two Manhattan firms prior to joining the Giants.

Mara serves on the Board of Directors of Saint Vincent's Hospital in Harrison, N.Y. and Boys Hope Girls Hope of New York.

John and his wife, the former Denise Walter, have five children and 14 grandchildren.



Steve Tisch is an Academy-award winning producer; partner at Escape Artists Productions; Chairman, Executive Vice President and Co-Owner of the New York Football Giants; and a committed philanthropist. He is the only person with both an Oscar and a Super Bowl ring, winning Best Picture for *Forrest Gump* in 1994 and receiving two Super Bowl rings as Chairman of the Giants for Super Bowls XLII and XLVI.

For more than four decades, Steve has successfully produced compelling stories in film and television, from the critically acclaimed television movie, *The Burning Bed* starring Farrah Fawcett, to *Risky Business*, the sleeper hit that helped launch Tom Cruise's career. Other film credits include *Lock, Stock and Two Smoking Barrels, American History X, Snatch, The Weather Man, The Pursuit of Happyness, Seven Pounds, The Taking of Pelham 123, The Back-Up Plan, Hope Springs, The Equalizer, Southpaw, The Equalizer 2, The Upside, Troop Zero, A Journal For Jordan, Being the Ricardos, Pig* and *The Man from Toronto.* The next feature release for Escape is *The Equalizer 3*, coming to theatres this fall.

On the television side, Escape Artists first straight to series show, *Perpetual Grace, LTD.*, premiered in 2019 on EPIX, with a limited run conclusion currently in the works. Currently streaming on Peacock is *Dr. Death*, based on the Wondery podcast, with follow up seasons in the works. Also streaming on Apple TV, are Seasons 1, 2, 3 & 4 of *Servant,* in association with M. Night Shyamalan. Tisch also served as an Executive Producer alongside Steven Spielberg and Alex Gibney on *Why We Hate*, a six-part docu-series which aired recently on The Discovery Channel, examining the origins and dangers of hate.

Steve Tisch has been involved with the New York Giants since his father, Preston Robert Tisch, purchased 50 percent of the franchise in 1991. In 2005, Steve was named Executive Vice President, and with the passing of his father that year, he assumed the additional title of Chairman. He worked closely with John Mara, President and CEO of the Giants, on the planning and construction of MetLife Stadium, which was completed in the spring of 2010 and ranked as the number one grossing stadium in the world in 2012. Steve also helped win the successful bid to bring Super Bowl XLVIII to MetLife Stadium in February 2014. Tisch and Mara were named Best NFL Owners by Forbes in 2011.

Tisch is also active in philanthropy, generously contributing his time and resources to a variety of organizations in the arts, health and education. Recognizing the value of storytelling and its ability to increase dialogue and understanding, Steve made a transformative gift to Tel Aviv University, elevating its Department of Film and Television into a full school, now named The Steve Tisch School of Film and Television. The school has won top prizes at film festivals around the world and is Israel's leading institution of film and television studies. It has been ranked by *The Hollywood Reporter* among the top 15 international film schools for three years in a row. Tisch was awarded an honorary doctorate degree from Tel Aviv University in 2016.

Tisch made a leadership gift to the David Geffen School of Medicine for the UCLA Steve Tisch BrainSPORT Program, the single largest donation from an individual to a medical center for a concussion-related initiative. The gift created the first U.S. fellowship to train pediatric neurologists who specialize in sports concussions, and established the world's most sophisticated research, prevention, diagnosis and treatment program for concussions and brain injuries with a particular emphasis on young athletes.

Steve Tisch is currently on the Board of Trustees of the Los Angeles County Museum of Art, is a founding Trustee of The Geffen Theatre in Los Angeles, is on the Board of Advisors of the Tisch School of the Arts at New York University and The Preston Robert Tisch Brain Tumor Center at Duke University, and previously served on the board of the Sundance Institute.

Tisch resides in both Los Angeles and New York City.



Chris Mara, who is in his 21st season in his second stint with the Giants, is the team's senior personnel executive. Mara joined the Giants as vice president of player evaluation on July 29, 2003. He was promoted in 2011 to senior vice president of player personnel and received his current title in 2022. In his position, Mara evaluates both college and professional players.

Mara was instrumental in acquiring numerous players on the 2007 and 2011 Giants teams that won Super Bowls XLII and XLVI.

Mara first joined the Giants' staff prior to the 1979 season and over the next 14 years was a member of the club's player personnel department. Mara was a scout during the franchise's first two Super Bowl Championship seasons in 1986 and 1990.

Following his first stint with the Giants, Mara spent eight years (1994-2001) operating ProRate, Inc., an independent football scouting service contracted by as many as 15 NFL franchises. The service provided an evaluation of the free agent market in the NFL.

Mara spent 2001-02 as the President/General Manager of the New Jersey Gladiators of the Arena Football League. He oversaw a myriad of responsibilities including ticket sales, operations, and the arena lease. Mara's primary focus was on player personnel and player contracts. He brought his extensive knowledge of professional football to the team and revived the struggling franchise in just one season.

After a difficult first season, the Gladiators posted a 9-5 record in 2002 and a first-place finish in the Eastern Division of the National Conference. Posting the biggest turnaround in AFL history, the Gladiators finished the 2002 regular season with seven more victories than the previous year and qualified for the playoffs for the first time in franchise history.

Mara graduated from Iona Prep in New Rochelle, N.Y. where he was a standout defensive back for three seasons, winning All-Catholic High School Athletic Association recognition after his senior year.

He began his collegiate career at Springfield College, where he was a defensive back on the freshman team and lettered on the varsity golf team. He then transferred to Boston College, where he earned a B.A. in the arts and sciences. During his scholastic and collegiate days, Mara spent many summers working at Giants training camps. During the regular season, he worked with broadcast teams from both CBS-TV and NBC-TV, as well as with visiting and home radio broadcast groups.

Mara was born in New York City. He is married to the former Kathleen Rooney and the couple has four children - Daniel, Kate, Rooney and Conor - and seven grandchildren, Judith Kailee, Wellington Rooney, Ann MacKenna, Blaise Rooney (Daniel's children), a granddaughter (Kate's daughter) and two grandsons (one apiece for Kate and Rooney).



Jonathan M. Tisch is Co-Chairman of the Board of Loews Corporation and Executive Chairman of its subsidiary Loews Hotels & Co. Prior to assuming the role of Executive Chairman, Tisch was Chairman and CEO of Loews Hotels & Co. and has been an officer of the Company since 1986.

Tisch has led Loews' expansion and emergence as a prominent and respected hotel company with a widely praised culture that embraces the power of partnerships—with team members, guests, communities, and owners. He was voted "Hotelier of the World" by HOTELS magazine.

Recognized nationally as a statesman for the multibillion-dollar travel and tourism industry, Tisch is Chairman Emeritus of the U.S. Travel Association and previously served as chairman of the Travel Business Roundtable and the American Hotel & Lodging Association. Committed to a vibrant tourism industry locally, Tisch served for nearly six years as chairman of NYC & Company, New York City's official tourism agency, and was chairman of New York Rising, which was established to bring back visitors and revive the economy after 9/11. Crain's New York Business named him one of the "Top 10 Most Influential Business Leaders" and inducted him into its Hall of Fame, which recognizes individuals who have transformed the City in both their professional work and in their civic and philanthropic activities.

Tisch is the author of three bestselling books: *The Power of We: Succeeding Through Partnerships*, *Chocolates on the Pillow Aren't Enough: Reinventing the Customer Experience*, and *Citizen You: Doing Your Part to Change the World*. He hosted the Emmy-nominated television series *Beyond the Boardroom*.

Tisch is a champion of corporate responsibility and active citizenship. More than 25 years ago, he initiated the Loews Hotels Good Neighbor Policy, a recipient of the US President's Service Award. He is currently Vice Chair Emeritus of the Board of Trustees of his alma mater, Tufts University, and is the naming benefactor of the Jonathan M. Tisch College of Civic Life at Tufts.

In 2017, he was honored by the New York University School of Professional Studies with the naming of the Jonathan M. Tisch Center of Hospitality, of which he has been a driving force for years. He is a founding board member and Chairman of The Shed, New York City's cultural center for arts and ideas, and a member of the Board of Trustees of the Hospital for Special Surgery.

A co-owner of the New York Giants, Tisch was instrumental in bringing the 2014 Super Bowl to the NYC metropolitan area and served as co-chair of the NY/NJ Super Bowl Host Committee.



Joe Schoen, who has more than 20 years of NFL experience as a scout and personnel executive, is in his second year as the Giants' general manager.

In his first season in the position, Schoen's retooling of the front office, hiring a standout head coach and restructuring the roster resulted in the Giants finishing with nine regular-season victories – five more than in 2021 – earning their first postseason berth in six years and winning their first playoff game since 2011.

One week after he was introduced, Schoen hired Brian Daboll, with whom he worked for four years with the Buffalo Bills. Daboll's leadership, offensive acumen and strategic decisions not only fueled the Giants' resurgence but earned him the NFL Coach of the Year award.

Schoen strengthened the organization by adding several important personnel experts, including assistant general manager Brandon Brown, assistant director of player personnel Dennis Hickey and director of pro scouting Chris Rosetti, while retaining longtime contributors Kevin Abrams and Tim McDonnell.

The Giants' first two drafts with Schoen at the helm delivered numerous players who should be vital contributors for many seasons, including Kavon Thibodeaux, Evan Neal, Wan'Dale Robinson, Daniel Bellinger, Deonte Banks, John Michael Schmitz and Jalin Hyatt. He also re-signed quarterback Daniel Jones and Pro Bowl defensive lineman Dexter Lawrence, and added a group of veterans that includes Jihad Ward, Isaiah Hodgins, Darren Waller, Bobby Okereke, and Parris Campbell.

When he was hired on Jan. 21, 2022, Schoen, 44, became just the Giants' fifth general manager since 1979, when Pro Football Hall of Famer George Young joined the organization. Young was succeeded in 1998 by his assistant, Ernie Accorsi, who is in the franchise's Ring of Honor. Jerry Reese took over in 2007, the year he presided over the first of two Super Bowl victories. Dave Gettleman was the G.M. for four seasons before announcing his retirement the day following the final game of the 2021 season. Schoen is the first Giants general manager without previous ties to the franchise since Young.

Schoen spent only three weeks as a ticket office intern before entering the personnel side of the NFL in 2001 as a scouting assistant with the Carolina Panthers. He has also worked for the Miami Dolphins and Buffalo Bills, with whom he spent the previous five years as the team's assistant general manager.

After joining the Bills in 2017, Schoen – pronounced "Shane" - teamed with general manager Brandon Beane to make Buffalo a regular postseason participant and championship contender. Before their arrival in upstate New York, the Bills failed to make the playoffs for 17 consecutive seasons. After Schoen became Beane's top associate, the Bills earned a postseason berth in four of his five seasons with the team, including each of the last three, usurped six-time Super Bowl champion New England as the AFC East's best team and won the last two division titles, and advanced to the conference championship game in 2020.

Schoen was instrumental in acquiring a large majority of the players that have fueled Buffalo's successful run, including quarterback Josh Allen – selected seventh overall in the 2018 NFL Draft - wide receiver Stefon Diggs, running back Devin Singletary, wide receiver Gabe Davis, tight end Dawson Knox, defensive tackle Ed Oliver, linebacker Tremaine Edmonds, and kicker Tyler Bass.

Prior to moving to Buffalo, Schoen spent most of the previous decade in the Dolphins' front office, including the last three years as the team's director of player personnel.

Schoen's first year in Miami was 2008, when he began a five-year stint as one of the Dolphins' national scouts. In the first three of those years, he worked under Giants two-time Super Bowl-winning coach and Pro Football Hall of Famer Bill Parcells, then the team's executive vice president of football operations.

In 2013, Schoen was promoted to assistant director of college scouting. He led Miami's preparation, assessment and acquisition of potential professional and collegiate free agents. Schoen was heavily involved in Miami's NFL draft preparations, including evaluation and draft board construction while also serving as a key liaison between the coaching staff and personnel staff.

Schoen's first NFL job was as a ticket office intern with the Carolina Panthers in 2000, when he was a 21-year-old college junior. Beane, who filled various personnel and executive roles in his 19 seasons with Carolina, then presented Schoen with an opportunity to work in football operations. Schoen spent seven seasons (2001-07) working for the Panthers under Marty Hurney, first as a scouting assistant and then as a southeast and southwest area scout.

A native of Elkhart, Indiana, Schoen graduated from DePauw University in 2001 with a communications degree. He was a quarterback as a freshman and wide receiver his final three years, serving as a captain during his senior season.

Schoen and his wife, Marie, have three children, daughters Sydney and Harper Grace and son Carson.

REGULAR SEASON

Coach	Seasons	Years	W	L	T	Pct
Robert Folwell	1925	1	8	4	0	.667
Joseph Alexander	1926	1	8	4	1	.667
Earl Potteiger	1927-28	2	15	8	3	.635
LeRoy Andrews*	1929-30	2	24	5	1	.817
Bennie Friedman	1930	1	2	0	0	.333
Steve Owen	1930-53	23	153	100	17	.598
Jim Lee Howell	1954-60	7	53	27	4	.655
Allie Sherman	1961-68	8	57	51	4	.527
Alex Webster	1969-73	5	29	40	1	.421
Bill Arnsparger#	1974-76	3	7	28	0	.200
John McVay	1976-78	3	14	23	0	.378
Ray Perkins	1979-82	4	23	34	0	.404
Bill Parcells	1983-90	8	77	49	1	.610
Ray Handley	1991-92	2	14	18	0	.438
Dan Reeves	1993-96	4	31	33	0	.484
Jim Fassel	1997-2003	7	58	53	1	.522
Tom Coughlin	2004-15	12	102	90	0	.531
Ben McAdoo+	2016-17	2	13	15	0	.464
Steve Spagnuolo	2017	1	1	3	0	.250
Pat Shurmur	2018-19	2	9	23	0	.281
Joe Judge	2020-21	2	10	23	0	.303
Brian Daboll	2022	1	9	7	1	.559

*Andrews was replaced by Friedman and Owen after 15 games in 1930. #Arnsparger was replaced by McVay after seven games in 1976.
+McAdoo was replaced by Spagnuolo after 12 games in 2017.

POSTSEASON

Coach	G	Seasons	W	L	T	Pct
Steve Owen	10	1930-53	2	8	0	.200
Jim Lee Howell	4	1954-60	2	2	0	.500
Allie Sherman	3	1961-68	0	3	0	.000
Ray Perkins	2	1979-82	1	1	0	.500
Bill Parcells	11	1983-90	8	3	0	.727
Dan Reeves	2	1993-96	1	1	0	.500
Jim Fassel	5	1997-2003	2	3	0	.400
Tom Coughlin	11	2004-15	8	3	0	.727
Ben McAdoo	1	2016-17	0	1	0	.000
Brian Daboll	2	2022	1	1	0	.500

PRESEASON

Coach	G	Seasons	W	L	T	Pct
Jim Lee Howell	5	1954-60	1	3	1	.300
Allie Sherman	37	1961-68	14	22	1	.392
Alex Webster	29	1969-73	11	16	2	.414
Bill Arnsparger	18	1974-76	10	8	0	.555
John McVay	10	1976-78	3	7	0	.300
Ray Perkins	16	1979-82	5	11	0	.313
Bill Parcells	33	1983-90	27	6	0	.818
Ray Handley	8	1991-92	4	4	0	.500
Dan Reeves	17	1993-96	7	10	0	.412
Jim Fassel	29	1997-03	9	20	0	.310
Tom Coughlin	49	2004-15	26	23	0	.531
Ben McAdoo	8	2016-17	4	4	0	.500
Pat Shurmur	4	2018	2	2	0	.500
Joe Judge	3	2021	0	3	0	.000
Brian Daboll	3	2022	2	1	0	.667

OPENING DAY GAMES

Coach	G	Seasons	W	L	T	Pct
Robert Folwell	1	1925	0	1	0	.000
Joseph Alexander	1	1926	1	0	0	1.000
Earl Potteiger	2	1927-28	2	0	0	1.000
LeRoy Andrews	2	1929-30	1	0	1	.750
Steve Owen	23	1930-53	13	7	3	.630
Jim Lee Howell	7	1954-60	5	2	0	.714
Allie Sherman	8	1961-68	3	4	1	.438
Alex Webster	5	1969-73	3	2	0	.600
Bill Arnsparger	3	1974-76	1	2	0	.333
John McVay	2	1976-78	2	0	0	1.000
Ray Perkins	4	1979-82	1	3	0	.250
Bill Parcells	8	1983-90	5	3	0	.625
Ray Handley	2	1991-92	1	1	0	.500
Dan Reeves	4	1993-96	2	2	0	.500
Jim Fassel	7	1997-03	5	2	0	.714
Tom Coughlin	12	2004-15	4	8	0	.333
Ben McAdoo	2	2016-17	1	1	0	.500
Pat Shurmur	2	2018	0	2	0	.000
Joe Judge	2	2020-21	0	0	2	.000
Brian Daboll	1	2022	1	0	0	1.000



Brian Daboll was hired as the 20th head coach in Giants history on Jan. 28, 2022, and directed one of the most successful debut seasons in the 98-year history of the franchise.

Daboll was named the 2022 NFL Coach of the Year after leading a resurgence that resulted in nine regular-season victories, the team's first playoff berth in six years, and its first postseason victory in 11 seasons.

Daboll, 48, was the first Giants coach to be selected Coach of the Year since Jim Fassel in 1997. Like Fassel, Daboll took over a team that was last in the NFC East the previous year and led it to the playoffs in his debut season. He took the team one step further by defeating the Minnesota Vikings in an NFC Wild Card Game.

Daboll was the fifth Giants coach to be selected Coach of the Year since it was first awarded in 1957. Allie Sherman was honored in 1961 and 1962, Bill Parcells in 1986, Dan Reeves in 1993 and Fassel four years later.

When he was the Buffalo Bills' offensive coordinator in 2020, Daboll was voted the AP NFL Assistant Coach of the Year after the Bills finished 13-3 and unseated longtime powerhouse New England atop the division. Daboll is the first person to win both Coach of the Year and Assistant Coach of the Year.

In Daboll's debut season, the Giants finished 9-7-1 and qualified for the NFC playoffs as a wild card team. It was the Giants' first winning season and first postseason appearance since 2016. The Giants won just four games in 2021, the year prior to Daboll's arrival, and the five-game improvement is their largest in one season since they jumped from six victories in 2015 to 11 the following season.

Daboll was the fifth coach in Giants history to lead the team to the playoffs in his debut season, joining Sherman (1961), Reeves (1993), Fassel (1997) and Ben McAdoo (2016). Rookie coach Earl Potteiger led the Giants to the 1927 NFL championship in the era before playoffs.

Daboll was one of three first-year head coaches to lead his team to the postseason in 2022, joining Minnesota's Kevin O'Connell and Miami's Mike McDaniel. Daboll was the only one of the three to advance to the divisional round, and he did so with a Giants victory against O'Connell's Vikings.

Daboll was the first Giants coach to win his postseason debut since Reeves in 1993. He joined Jim Lee Howell, Ray Perkins, Bill Parcells, and Reeves as Giants coaches who were victorious in their first playoff games.

The Daboll difference was evident early in the season. In 2020 and 2021, the Giants started 0-5 and then 0-3. But in their first game under Daboll, they overcame a 13-0 halftime deficit to defeat the Titans in Tennessee, 21-20, on a touchdown and two-point conversion reception in with 1:06 remaining. Daboll became the first Giants coach to win his debut with the team since McAdoo in 2016. He was the first Giants coach to win five of his first six games since Reeves in 1993, and his 6-1 start was the best for a coach in his first Giants season since LeRoy Andrews was 6-0-1 in 1929.

In the first five weeks of the season, the Giants defeated Tennessee and Green Bay, the 2021 No. 1 playoff seeds in their respective conferences.

The Giants performed significantly better on offense in 2022 than they had the previous season. Their 365 points were 107 more than they scored in 2021. The Giants averaged 333.9 yards a game, an increase of 46.6 yards per game. One year after averaging 99.3 rushing yards a game and 4.0 yards per carry, they finished fourth in the NFL with 148.2 rushing yards a game and fifth with 4.8 yards a carry. Their 352 first downs were 53 more than the previous season.

Under the tutelage of Daboll and his offensive assistants, quarterback Daniel Jones and running back Saquon Barkley – each selected in the top six picks of their respective drafts - had their finest statistical seasons.

Jones completed 317 of 472 passes for 3,205 yards, all career highs. His 15 touchdown passes were the 2nd-highest total of his career, and his 5 interceptions were a career low. Jones' passer rating was a career-best 92.5 and his 67.16 completion percentage was a Giants' single season record. He had each of his five highest single-game completion percentages in 2022: 80.9 at Tennessee, 80.6 vs. Washington, 79.2 vs. Indianapolis, 77.8 at Green Bay and 76.5 vs. Houston. Jones led with NFL and set a franchise record by throwing an interception on just 1.1% of his passes (five in 472 throws).

In addition, Jones rushed for a Giants quarterback-record 708 yards and seven touchdowns on 120 carries, all the second-highest totals on the team.

Barkley was selected to his second Pro Bowl and was one of three players nominated for the NFL Comeback Player of the Year award. He had career-high totals of 295 carries for 1,312 yards – the NFL's fourth-highest total - and rushed for 10 touchdowns, one less than his career-high rookie total. Barkley was also the team's co-leader with 57 receptions and was seventh in the NFL with 1,650 scrimmage yards, almost double his 2021 total of 856.

Daboll joined the Giants with 20 years of NFL coaching experience.

He is a five-time Super Bowl champion with the New England Patriots and won a national championship at the University of Alabama in his primary season as a college coach.

Daboll joined the Giants after spending the previous four seasons as the offensive coordinator of the Bills. He devised the game plans and called the plays for one of the most productive offenses in the NFL, one that helped Buffalo earn three consecutive playoff berths, win two AFC East titles and advance to the conference championship game in 2020.

Daboll also oversaw the development of quarterback Josh Allen, the seventh overall selection in the 2018 NFL Draft. Allen is the only player in history with 100 passing touchdowns and 30 rushing in his first four years. In his last two seasons working with Daboll, Allen threw 73 touchdown passes against just 24 interceptions.

In 2021, Daboll's offense excelled as Buffalo won its second straight AFC East championship with an 11-6 record. The Bills finished third in the NFL with 28.4 points a game and fifth with 381.9 yards a game. Allen was sixth in the league with a franchise-record 409 completions, seventh with 36 touchdown passes and eighth with 4,407 yards. Allen's favorite target, wide receiver Stefon Diggs, caught 103 passes for 1,225 yards and 10

touchdowns.

Daboll was voted the AP's NFL Assistant Coach of the Year in 2020, when Allen finished second in the NFL most valuable player voting after setting Buffalo single season franchise records with 4,544 yards, 37 touchdown passes, a 69.2 completion percentage and a 107.2 passer rating.

Daboll joined the Bills in 2018 and in his second season the Bills scored 45 more points and won four more games than they had in the previous season to earn a wild card berth.

In 2017, Daboll returned to collegiate coaching for the first time in 18 years when he became the offensive coordinator and quarterbacks coach at Alabama, which finished 13-1 and earned its 17th national championship. The Crimson Tide averaged 38.8 points, 245.0 rushing yards, 210.3 passing yards and 455.3 yards of total offense in Daboll's one season in Tuscaloosa. Daboll coached future NFL quarterbacks Jalen Hurts, Tua Tagovailoa and Mac Jones.

Daboll joined the Crimson Tide after spending the previous four seasons with the Patriots, his second stint with the team. He spent a total of 11 seasons in New England and helped the team win five Super Bowl titles (XXXVI, XXXVIII, XXXIX, XLIX and LI).

Daboll was an offensive assistant in 2013 before coaching the team's tight ends the next three seasons. Under his tutelage, Rob Gronkowski was selected first-team All-Pro following the 2014 and 2015 seasons. The following season, Gronkowski and Martellus Bennett combined for 80 receptions, 1,241 yards and 10 touchdowns.

Daboll was the Kansas City Chiefs' offensive coordinator in 2012. The Chiefs finished fifth in the NFL with an average of 149.7 rushing yards a game. Jamaal Charles was fourth with 1,509 yards and five touchdowns and averaged 5.3 yards a carry while earning a selection to the Pro Bowl.

In 2011, Daboll was coordinator in Miami, which improved from 30th in the league the year before his arrival to 20th during his one season with the team. That Dolphins team had both a 1,000-yard rusher and 1,000-yard receiver for the first time in franchise history as Reggie Bush ran for 1,086 yards and Brandon Marshall totaled 1,214 yards while catching a team-high 81 passes.

Prior to Joining the Dolphins, Daboll served as Cleveland's offensive coordinator during the 2009 and 2010 seasons. The Browns offense saw dramatic improvement in the second half of the 2009 season. Cleveland scored 11.1 more points per game, was 20.8 percent better in the red zone, converted on 14.7 percent more third downs and averaged 1.9 fewer turnovers per game during the final eight games of the season. The 2010 season saw the Browns improve 12 spots to rank eighth in the NFL in rushing offense, averaging 130.4 yards per game.

Daboll coached quarterbacks during his two seasons (2007-08) with the New York Jets. He helped Hall of Fame quarterback Brett Favre pick up the Jets offense after the signal-caller came out of retirement. In his one season under Daboll, Favre was named to the AFC Pro Bowl team and had the second-highest completion percentage of his career (65.7). Daboll also helped the Jets improve from the NFL's 25th ranked scoring offense in his first season to No. 9 in season two, averaging 25.3 points per game.

Daboll's first stint in New England began in 2000, his first of two seasons as a defensive assistant for head coach Bill Belichick.

From 2002-06, he coached the Patriots' wide receivers. Daboll helped Deion Branch earn Super Bowl XXXIX MVP honors in the Patriots' victory against Philadelphia following the 2004 season. Branch became the first wide receiver to win the honor since San Francisco's Jerry Rice in Super Bowl XXIII after the 1988 season.

Prior to entering the NFL, Daboll spent the 1997 season as a volunteer assistant at the College of William & Mary before serving two seasons (1998-99) as a graduate assistant for Nick Saban at Michigan State.

Daboll graduated from the University of Rochester in 1997 graduate with an economics degree. He was a two-year starter at safety for the Yellowjackets and intercepted three passes in a game in his junior season.

Daboll was born in Welland, Ontario, Canada, a suburb of Niagara Falls. He was raised by his grandparents and mother in West Seneca, N.Y. Daboll lettered in football at Saint Francis High School in Athol Springs, N.Y.

Daboll and his wife, Beth, have six children: Mark, Christian, Aiden, Haven, Avery and Luke.

COACHING CAREER

1997	The College of William & Mary	volunteer assistant
1998-99	Michigan State University	graduate assistant
2000-01	New England Patriots	defensive assistant
2002-06	New England Patriots	wide receivers
2007-08	New York Jets	quarterbacks
2009-10	Cleveland Browns	offensive coordinator
2011	Miami Dolphins	offensive coordinator
2012	Kansas City Chiefs	offensive coordinator
2013	New England Patriots	offensive coaching assistant
2014-16	New England Patriots	tight ends
2017	University of Alabama	offensive coordinator/quarterbacks
2018-2021	Buffalo Bills	offensive coordinator
2022-23	**New York Giants**	**head coach**



Mike Kafka is in his second season as the Giants' offensive coordinator and seventh as an NFL coach.

The offense significantly improved in Kafka's first season as coordinator.

The Giants' 365 points were 107 more than they scored in 2021. They averaged 333.9 yards a game, an increase of 46.6 yards per game. One year after averaging 99.3 rushing yards a game and 4.0 yards per carry, the Giants finished fourth in the NFL with 148.2 rushing yards a game and fifth with 4.8 yards a carry. Their 352 first downs were 53 more than the previous season.

Quarterback Daniel Jones and running back Saquon Barkley their finest statistical seasons.

Jones completed 317 of 472 passes for 3,205 yards, all career highs. His 15 touchdown passes were the 2nd-highest total of his career, and his 5 interceptions were a career low. Jones' passer rating was a career-best 92.5 and his 67.16 completion percentage was a Giants' single season record. He had each of his five highest single-game completion percentages in 2022: 80.9 at Tennessee, 80.6 vs. Washington, 79.2 vs. Indianapolis, 77.8 at Green Bay and 76.5 vs. Houston. Jones led with NFL and set a franchise record by throwing an interception on just 1.1% of his passes (five in 472 throws).

In addition, Jones rushed for a Giants quarterback-record 708 yards and seven touchdowns on 120 carries, all the second-highest totals on the team.

Barkley was selected to his second Pro Bowl and was one of three players nominated for the NFL Comeback Player of the Year award. He had career-high totals of 295 carries for 1,312 yards – the NFL's fourth-highest total - and rushed for 10 touchdowns, one less than his career-high rookie total. Barkley was also the team's co-leader with 57 receptions and was seventh in the NFL with 1,650 scrimmage yards, almost double his 2021 total of 856.

Before coming to the Giants, Kafka, 36, spent five seasons as an assistant coach on Andy Reid's staff with the Kansas City Chiefs, the last two as the team's quarterbacks coach and passing game coordinator.

During Kafka's tenure in Kansas City, the Chiefs were one of the NFL's most successful teams and deployed one of the league's most prolific offenses. Patrick Mahomes became an NFL most valuable player and Tyreek Hill, Travis Kelce and Mecole Hardman developed into elite receivers.

In 2021, the Chiefs advanced to the AFC Championship Game for the fourth consecutive year, a streak in which they advanced to two Super Bowls, winning one. Kansas City finished fourth in the NFL in scoring (28.2 points a game) third in total yardage (396.8) and fourth in passing yardage (281.8). Mahomes threw for 4,839 yards – his fourth consecutive 4,000-yard season - and 37 touchdowns against just 13 interceptions. Wide receiver Hill and tight end Kelce combined for 203 catches, 2,364 yards and 11 touchdowns in the regular season, while Hardman added 59 receptions 692 yards and two scores. The trio combined to score seven touchdowns in three postseason games.

The previous year, Mahomes threw for 4,740 yards and 38 touchdowns to become just the seventh player in NFL history to throw for 4,500+ passing yards and 35+ touchdown passes multiple times in his career. The Chiefs' passing game ranked first in the league in yards-per-game (303.4), third in average gain per pass play (7.48) and tied for third in passing touchdowns. Kansas City defeated Cleveland and Buffalo in the playoffs to advance to Super Bowl LV.

In 2019, Kafka led a quarterback group that finished first in third down percentage (47.6). Despite missing multiple games due to injury, Mahomes threw 26 touchdown passes. He concluded that season by rallying the Chiefs from a 10-point fourth-quarter deficit to defeat San Francisco in Super Bowl LIV for their first title in 50 years. At 24 years and 138 days old, Mahomes became youngest quarterback to be named Super Bowl MVP.

In Kafka's first year coaching Kansas City's quarterbacks in 2018, Mahomes was voted the league's MVP after becoming only the second quarterback to pass for over 5,000 yards and 50 touchdowns passes in a season.

Kafka served as an offensive quality control coach in his first year with the Chiefs in 2017, when he mentored Mahomes during the quarterback's rookie season. Kansas City's offense featured a 4,000-yard passer (Alex Smith), 1,000-yard rusher (Kareem Hunt), receiver (Hill) and tight end (Kelce).

In 2016, Kafka served as an offensive graduate assistant at his alma mater, Northwestern University. With Kafka's assistance, the Wildcats averaged 398.2 yards per game and 26.0 points per game, and defeated Pittsburgh, 31-24, in the New Era Pinstripe Bowl in Yankee Stadium.

Prior to becoming a coach, Kafka enjoyed a six-year NFL playing career, primarily as a backup quarterback and practice squad member with several teams.

Kafka was a fourth-round choice in the 2010 NFL Draft (122nd overall) by the Philadelphia Eagles, then coached by Reid, who has held the same position with the Chiefs since 2013. He played in four games, all with the 2011 Eagles (he completed four of seven passes vs. the Giants on Sept. 25). Kafka also did stints with New England, Tampa Bay and Minnesota, where he spent his final season in 2015.

Kafka played in 30 games at Northwestern, where he completed 408 of 637 passes (64.1%) for 4,265 yards with 19 touchdowns. He set single-game records in both passing yards (532 vs. Auburn, 2010) and rushing yards by a quarterback (217 vs. Minnesota, 2008). Additionally, his 3,725 yards of total offense as a senior in 2009 stands as the No. 2 season in program history.

A product of Chicago's St. Rita High School, Kafka earned a degree in communication studies from Northwestern.

Mike and his wife, Alli, have three children, Ashton, Jackson and Camden.

COACHING CAREER

2016	Northwestern University	offensive graduate assistant
2017	Kansas City Chiefs	offensive quality control
2018-19	Kansas City Chiefs	quarterbacks
2020-21	Kansas City Chiefs	quarterbacks/passing game coordinator
2022-23	**New York Giants**	**offensive coordinator**



Don "Wink" Martindale is his second season as the Giants' defensive coordinator, his 19th season in the NFL and his 36th year in coaching.

In 2023, Martindale was one of three recipients of the Pro Football Writer Association's Paul "Dr. Z" Zimmerman Award, which is presented for lifetime achievement as an NFL assistant coach. The award is named for Zimmerman, who covered the NFL for 29 years as *Sports Illustrated's* lead pro football writer. The other honorees were John Mitchell, who retired following the 2022 season after 31 years as an NFL defensive line coach, including 28 with the Pittsburgh Steelers, and the late Bobb McKittrick, an offensive line coach in the league from 1971-99, who coached in five Super Bowls.

In Martindale's first year as coordinator in 2022, the Giants allowed 45 fewer points and recorded seven more sacks than they had the previous season, a major reason their victory total increased by five games, and they earned their first playoff berth since 2016 and won their first playoff game since 2011. The Giants ranked fifth in the NFL in third-down defense, as their opponents converted just 35.1% of their opportunities. They ranked fifth in the NFL in red-zone defensive efficiency in 2022, allowing touchdowns on 49.2% of opponent possessions.

Dexter Lawrence had a team and career-high 7.5 sacks, was selected a second-team all-pro and was one of the NFL's most dominant defensive linemen. Rookie Kayvon Thibodeaux was a Pro Bowl alternate, received an NFC Defensive Player of the Week award and steadily improved as the season progressed. Despite injuries that forced them to miss games, lineman Leonard Williams, cornerback Adoree' Jackson and safety Xavier McKinney excelled in Martindale's "position-less" defense.

Martindale, 60, joined the Giants after spending the previous 10 seasons on the Baltimore Ravens' coaching staff, the last four as defensive coordinator. During Martindale's tenure in Baltimore, the Ravens won Super Bowl XLVII and consistently had one of the NFL's best defenses. His unit ranked in the top three in the NFL in points allowed in each of his first three seasons, and first, fourth and seventh, respectively, in yardage yielded while never finishing lower than eighth against the run or the pass.

In 2021, Martindale's defense led the NFL against the run, allowing 84.5 yards a game. Baltimore's opponents converted only 34.8% of their third-down chances, the league's third-best figure.

In Martindale's first three seasons as coordinator (2018-20), Baltimore permitted both the league's fewest points (18.2 a game) and total yards per game (307.8) and was tied for the league lead with 12 defensive touchdowns. In those three years, Baltimore led the league in number of players to record a sack (33) and second-half points allowed (401), while ranking No. 2 in both fourth-down stops (41) and opponent QB rating (81.9).

Martindale's 2019 defense ranked fourth in the league by allowing 300.6 yards and helped the Ravens finish with a franchise-best 14-2 record and second straight AFC North Division title. The Ravens' six defensive touchdowns were tied for the second most in franchise history.

In his first season as coordinator in 2018, the Ravens yielded an NFL-best 292.9 yards-per-game and established a modern-era mark by not allowing a second-half touchdown in the first six games of the season (the last team to do so was the 1934 Detroit Lions.) Martindale was recognized by Sports Illustrated/MMQB as the Assistant Coach of the Year and was the AP NFL runner-up for the same award. The Ravens ranked third in third-down defense (34.1%), fourth in rushing yards allowed (82.9 yards per game) and fifth in passing yards permitted (210.0 a game).

Martindale joined the Ravens in 2012, as linebackers coach. In his first season in Baltimore, Martindale coached Pro Football Hall of Famer Ray Lewis and helped the Ravens defeat San Francisco in the Super Bowl.

Martindale helped develop numerous standout Ravens linebackers. C.J. Mosley in 2014 became the first Ravens rookie to earn Pro Bowl honors and finished second in the AP NFL Defensive Rookie of the Year voting. Daryl Smith was a standout performer for Baltimore, joining Lavonte David as the only NFL players to post at least 350 tackles, 5.0 sacks, five interceptions and four forced fumbles 2013-15.

Martindale was the Denver Broncos' linebackers coach in 2009 and defensive coordinator in 2010. In his first season with the team, he helped the Denver defense rank seventh in the NFL (allowing 315.0 yards a game). Outside linebacker Elvis Dumervil led the NFL with a then-team-record 17.0 sacks and was a Pro Bowler and first-team All-Pro selection. The next year, he coordinated a defense that included two Hall of Famers in cornerback Champ Bailey and safety Brian Dawkins.

Martindale originally entered the NFL in 2004, the first of five seasons in which he coached linebackers for the Oakland Raiders. Martindale tutored linebackers Kirk Morrison and Thomas Howard who combined from 7 INTs from 2006-2008. In 2006 Oakland's defense ranked 3rd in the NFL in yardage (284.8 YPG) and first against the pass (150.8 yards-per-game)

Martindale began his coaching career in 1986 at his alma mater Defiance College in Ohio, where he coached the secondary in his debut season and added defensive coordinator duties the following year.

From 1988-93, Martindale was a defensive coordinator at three Ohio high schools, including his alma mater, Trotwood-Madison.

He returned to college coaching as a defensive assistant at Notre Dame from 1994-95. Martindale also coached at the University of Cincinnati, Western Illinois and Western Kentucky before entering the NFL. Martindale also helped Western Kentucky earn a Division I FCS National Championship in 2002.

Martindale played safety for Defiance, where he earned a bachelor's degree in business education. He was an all-state linebacker and baseball player at Trotwood-Madison.

Martindale and his wife, Laura, have a daughter, Cassie, and a son, Ty. Martindale has one granddaughter, Gigi.

COACHING CAREER

1986	Defiance College	secondary
1987	Defiance College	defensive coordinator/secondary
1988-93	Ohio high schools	defensive coordinator
1994-95	University of Notre Dame	defensive assistant
1996	University of Cincinnati	defensive ends
1997-98	University of Cincinnati	special teams coordinator/linebackers
1999	Western Illinois University	defensive coordinator/linebackers
2001-02	Western Kentucky University	special teams coordinator/inside linebackers
2003	Western Kentucky University	defensive coordinator/inside linebackers
2004-08	Oakland Raiders	linebackers
2009	Denver Broncos	linebackers
2010	Denver Broncos	defensive coordinator
2012-17	Baltimore Ravens	linebackers
2018-21	Baltimore Ravens	defensive coordinator
2022-23	**New York Giants**	**defensive coordinator**



Thomas McGaughey (pronounced muh-GAY-hee), is in the sixth season of his second stint with the Giants and his sixth as their special teams coordinator. He was previously a coordinator for three other NFL teams.

Working with McGaughey, Graham Gano has become one of the finest kickers in Giants history. In three seasons with the Giants, Gano has made 89 of 97 field goal attempts (91.8%), including 20 of 25 (80.0%) from 50+ yards, with a long of 57 yards. His 91.8% success rate is the highest in Giants history among kickers with at least 50 attempts. Gano has the franchise's second and sixth-highest single-season field goal percentages with 96.9 (31 of 32) in 2020, and 90.6 (29 of 32) in 2022. Gano's 20 field goals of 50 or more yards are more than twice as many as any other kicker in Giants history. Joe Danelo is second with nine.

In 2022, Gano set a Giants single-season record with eight field goals of 50 or more yards, one more than the previous record he established in 2021. Gano also tied the franchise record for the longest field goal with a 57-yarder at Dallas.

The previous season, the Giants were one of just four teams that did not have any negative plays (turnover, blocked kick, touchdown allowed) on special teams. Their opponents averaged an NFL-low 17.8 yards per kickoff return.

Several of the best placekicking performances in Giants history have occurred during McGaughey's tenure as coordinator.

In 2020, Gano made 31 of 32 field goal attempts, a .9687 percentage that is the second highest in Giants history. Gano's predecessor, Aldrick Rosas made 32 of 33 attempts, a success rate of .9696, in 2018, McGaughey's first season as coordinator.

Gano's .9687 percentage was the highest among the 21 NFL kickers who attempted at least 25 field goals in 2020. His only miss was on a 57-yard try in Chicago in Week 2. Gano followed by making his next 30 field goal attempts that season and first seven in 2021.

In 2019, the Giants' kickoff coverage team led the NFL and finished in the top two for the season straight season by allowing an average return of just 18.1 yards. The punt coverage team was tied for fifth as opponents averaged only 5.7 yards a return. Conversely, the Giants were fourth and 10th, respectively, in the NFL in punt (9.8 yards) and kickoff (23.5 yards) return average.

In McGaughey's first season leading the Giants' special teams in 2018, Rosas was selected to the Pro Bowl and named second-team All-Pro after missing just one field goal attempt and one PAT. His 32 field goals were the fifth-highest total in Giants history. Rosas' .970 field goal percentage was a Giants record and was just 1/100th of a percentage point behind NFL leader Robbie Gould, a former Giant. On Dec. 2, Rosas kicked the longest field goal in Giants history, a 57-yarder against Chicago in MetLife Stadium (a record Gano matched in 2022).

Michael Thomas led the Giants with nine special teams tackles (six solo) and was the NFC special teams player in the Pro Bowl.

Prior to returning to the Giants, McGaughey spent two seasons as the Carolina Panthers' special teams coordinator. Initially hired as Carolina's assistant special teams coach in February 2016, McGaughey was named coordinator six months later when the late Bruce DeHaven transitioned to the role of senior advisor to special teams.

In 2017, the Panthers ranked fifth in the NFL with a franchise-record 42.4-yard net punting average. Gano played in the Pro Bowl after leading the league with a franchise-record .967 success rate on field goal attempts (29 of 30). In McGaughey's first season with Carolina, the kickoff coverage unit limited opponents to an NFL-best average of 18.1 yards per return.

McGaughey was the San Francisco 49ers' coordinator in 2015. The 49ers ranked second in the league with four blocked field goals and eighth in punt coverage, allowing an average return of just 6.4 yards.

In 2014, McGaughey coached the Jets' special teams. The kickoff return team finished fifth in the NFL with an average drive start of the 24.1-yard line, while the coverage group was seventh by limiting opponents to an average of 21.8 yards per return.

From 2011-13, McGaughey was the special teams coordinator/defensive assistant at Louisiana State. In those three seasons, the Tigers scored seven special teams touchdowns and McGaughey coached more than 40 future NFL players.

McGaughey was first on the Giants' staff from 2007-10, when he was the assistant special team coach. In his first season, the Giants won Super Bowl XLII. The following year, McGaughey helped produce the Pro Bowl battery of kicker John Carney, punter/holder Jeff Feagles, and long snapper Zak DeOssie as the Giants won the NFC East.

McGaughey initially came to the Giants following two seasons (2005-06) as the Denver Broncos' assistant special teams coordinator.

McGaughey was the special teams coordinator at his alma mater, the University of Houston, in 2003 and added cornerbacks coach to his responsibilities in 2004.

After getting his start in the NFL as an intern in the Houston Texans' pro scouting department in 2001, McGaughey was hired as the Kansas City Chiefs' as an assistant special teams coach the following year.

Between his internship and full-time position with the Chiefs, McGaughey spent the spring of 2002 in NFL Europe as the Scottish Claymores' defensive backs coach and special teams coordinator.

McGaughey began his coaching career at Houston as a graduate assistant in 1997. He handled defensive backs and special teams at Willowridge High School in Houston from 1998-2001.

McGaughey played for the Houston Cougars from 1991-95 and was special teams captain as a senior. He was a three-time letter-winner on the track team, competing in the 110-meter hurdles. McGaughey majored in kinesiology and sports administration.

He was briefly with the Cincinnati Bengals and Philadelphia Eagles in 1996 and played in NFL Europe and was a member of the Barcelona Dragons team that won the World Bowl in 1997.

McGaughey has three children, sons Thomas (Trey) and Trenton, and daughter Taylor.

COACHING CAREER

2002	Kansas City Chiefs	assistant special teams
2003	University of Houston	special teams coordinator
2004	University of Houston	special teams coordinator/cornerbacks
2005-06	Denver Broncos	assistant special teams
2007-10	**New York Giants**	**assistant special teams**
2011-13	Louisiana State University	special teams coordinator/defensive assistant
2014	New York Jets	special teams coordinator
2015	San Francisco 49ers	special teams coordinator
2016-17	Carolina Panthers	special teams coordinator
2018-23	**New York Giants**	**special teams coordinator**



Laura Young, the first woman to hold a coaching position in Giants history, is the team's second-year director of coaching operations. She has 19 years of experience and is involved in every aspect of the football operations. When Brian Daboll was named the Giants coach in January 2022, one of his first moves was to hire Young as his top assistant.

Young came to the Giants from the Buffalo Bills, where she served under two head coaches and worked alongside Daboll for four years and Joe Schoen, now the Giants' general manager, for five.

She joined the Bills in 2015 working under Rex Ryan as the manager of football administration services/assistant to the head coach. Sean McDermott replaced Ryan in 2017 and in April of that year, Young transferred to the player development department. In that role, she worked closely with coaches and players as they transitioned into the NFL and Buffalo area, helped develop player career, leadership and professional growth, worked with the Women's association and was involved in other operational roles for players, coaches and their families. In addition, during the 2020 and 2021 seasons, she served as the Bills' COVID-19 protocol coordinator.

Prior to joining the Bills, Young spent six seasons with the Jets when Ryan was the team's head coach. She served as the assistant to the head coach from 2009-13 before moving to the personnel department as manager of football administrative services for the 2014 season.

Young entered the NFL in 2004 with the Baltimore Ravens as the executive assistant to the vice president of business ventures and the team president. She remained in that position through the 2008 season.

Prior to embarking on her football career, Young worked in accounting, coached high school athletics and taught special education.

Young has a bachelor's degree in sports medicine from the University of the Pacific.

Shortly after joining the Giants, Young was joined by another woman on the staff when Angela Baker, who is an offensive assistant and the team's inaugural recipient of the Rosie Brown Minority Coaching Fellowship, was hired. The third woman on the football side of the Giants' organization is Hannah Burnett, who has been the team's first full-time female scout since 2020.

COACHING CAREER

2004-08	Baltimore Ravens	executive assistant
2009-13	New York Jets	assistant to the head coach
2014	New York Jets	manager of football administrative services
2015-16	Buffalo Bills	manager of football administrative services/assistant to the head coach
2017-21	Buffalo Bills	player services coordinator
2022-23	**New York Giants**	**director of coaching operations**



Mike Adams, a two-time Pro Bowl player, is in his first season as a Giants assistant special teams coach.

Adams was the Chicago Bears' assistant defensive backs coach in 2021.

Adams entered the NFL as an undrafted free agent from Delaware and played 16 seasons in the NFL, including stints with the San Francisco 49ers (2004-06), Cleveland Browns (2007-11), Denver Broncos (2012-13), Indianapolis Colts (2014-16), Carolina Panthers (2017-18) and Houston Texans (2019).

Adams appeared in 228 regular-season games with 149 starts and was credited with 869 tackles (653 solo), 90 passes defensed, 30 interceptions, 15 tackles for loss and 13 forced fumbles. He also played in 10 postseason games with eight starts, including one in the Broncos' Super Bowl XLVIII loss to Seattle in MetLife Stadium.

Adams had his best statistical seasons with the Colts in 2014 and 2015, when he was twice selected to the Pro Bowl while totaling 162 tackles, 10 interceptions for 87 yards and a touchdown, five forced fumbles and three fumble recoveries.

Adams was born in Paterson, N.J. and starred at Passaic County Technical Institute, located just 16 miles from MetLife, and helped lead the football team to the 1998 New Jersey Group 4 title.

At Delaware, Adams played in 43 games with 23 starts and collected 213 tackles and 11 interceptions. He was a co-captain on UD's 2003 Division 1-AA NCAA championship team. Adams' 228 NFL games are a record for a Delaware alumnus.

COACHING CAREER

2021	Chicago Bears	assistant defensive backs
2023	**New York Giants**	**assistant special teams**



Angela Baker is in her first season as an offensive assistant after serving last year as the Giants' offensive quality control.

In 2022, Baker was the Giants' inaugural recipient of the Rosie Brown Minority Coaching Fellowship and joined Laura Young as the first women to hold coaching positions in Giants history. Young is the team's director of coaching operations.

As an offensive assistant, Baker works closely with the Giants' tight ends and their coach, Andy Bischoff, and has daily and direct contact with head coach Brian Daboll and offensive coordinator Mike Kafka.

Baker spent the 2021 season at the University of Redlands in California, where she helped coach the kickers and punters and was a defensive quality control coach.

In the spring of 2020, Baker spent three weeks with the Cleveland Browns coaching staff as part of the NFL's Bill Walsh Diversity Coach Fellowship program. She was one of six aspiring coaches, including two women, to join the Browns' staff as part of the fellowship. The fellows participated in the team's offseason practices, which were limited to virtual meetings because of the pandemic.

Baker worked with Cleveland's quarterbacks, including Baker Mayfield, by analyzing film, studying the playbook and identifying weaknesses of the team's quarterback play. She also learned coaching techniques from offensive coordinator Alex Van Pelt. Baker specifically addressed team unity and cohesiveness through technology interactions during the pandemic.

Baker participated in the 2022 IFAF Women's World Football Championship in Finland. A wide receiver, she was also member of the 2017 IFAF world championship team that won a gold medal.

Baker was a seven-time Women's Football Alliance (WFA) All-American while competing for the Pittsburgh Passion Women's Professional Football Team. The full-contact football squad won the Independent Women's Football League National Championship in 2014 and 2015 and she was named the National Conference Offensive Player of the League in 2016.

After a three-year hiatus from school, Baker graduated from Slippery Rock University with a B.S. in physical activity and fitness management and a minor in coaching.

The Club Coaching Fellowship Program gives minorities who hope to coach in the NFL an opportunity to work full-time on a team's staff for one or two seasons.

The Giants' Minority Coaching Fellowship is named in honor of Rosie Brown, one of the greatest players and arguably the best offensive lineman in Giants history. A member of the Pro Football Hall of Fame class of 1975, Brown played for the Giants from 1953 through 1965 after joining the team as a 27th round draft choice from Morgan State. He was a starting tackle for 13 consecutive seasons, a period in which he was named to nine Pro Bowls and selected All-NFL eight consecutive seasons. Brown helped the Giants win the NFL title in 1956 and advance to the championship game in 1958, 1959, 1961, 1962 and 1963. He was immediately named assistant line coach by the Giants after a phlebitis condition forced him to retire in 1966. Brown continued his Giants affiliation as a scout from 1971 until his death on June 9, 2004.

COACHING CAREER

2020	Cleveland Browns	Bill Walsh diversity coach fellowship
2021	University of Redlands	defensive quality control
2022	**New York Giants**	**offensive quality control**
2023	**New York Giants**	**offensive assistant**



Andy Bischoff, who has extensive coaching experience at the NFL, CFL and high school levels, is in his second season as the Giants' tight ends coach.

In 2022, Bischoff's largely unheralded tight ends were important contributors in the Giants' turnaround season. The group was led by rookie fourth-round draft choice Daniel Bellinger, who finished fifth on the team with 30 receptions, for 268 yards and two touchdowns, despite playing in just 12 games. He also rushed for a touchdown and scored another in the Giants' NFC Wild Card victory in Minnesota.

Bischoff joined the Giants after spending the 2021 season coaching the Houston Texans' tight ends. His top three players – Jordan Akins, Pharaoh Brown and Brevin Jordan – combined for 67 catches for 563 yards and three touchdowns.

From 2015-20, Bischoff coached in a variety of roles on the Baltimore Ravens' staff, working with the tight ends in his final four seasons. With Bischoff, Mark Andrews became the first tight end in Ravens history with multiple seasons of at least 700 receiving yards and seven touchdowns. Among NFL tight ends from 2019-20, Andrews totaled the most receiving touchdowns (17), fourth-most receiving yards (1,553) and fifth-most receptions (122). In 2019, Andrews, who led the team with 64 receptions, 852 receiving yards and 10 touchdowns, earned his first career Pro Bowl selection.

Bischoff's tight ends group was instrumental in blocking for a Ravens rushing attack that led the NFL in 2019 (206.0 yards-per-game) and 2020 (191.9).

In Baltimore, Bischoff first crossed paths with current Giants tight end Darren Waller. Bischoff was instrumental in Waller's transition from wide receiver to tight end, and the two stayed in touch during Waller's four-plus seasons with the Raiders.

Bischoff entered the NFL in 2013 as the Chicago Bears' tight ends coach/staff coordinator. In 2014, Bischoff tutored a group led by Martellus Bennett, who finished first in receptions (90) and third in receiving yards (916) among NFL tight ends and earned a Pro Bowl selection.

Bischoff spent five seasons with the CFL's Montreal Alouettes as the running backs/special teams coordinator/assistant to the head coach (2010-12) and the running backs/offensive quality control coach (2008-09). In 2012, the Alouettes finished first in the CFL's East Division and the year prior, Bischoff helped guide Brandon Whitaker to career highs in rushing yards (1,381), receiving yards (638), catches (72) and touchdowns (5). Montreal won consecutive Grey Cups in 2009-10.

In his first coaching role, Bischoff coached at Cretin-Derham Hall High School in St. Paul, Minn. where he won 168 of 190 games and one state title (1999) during his 15 seasons with the Raiders. Bischoff coached 18 offensive linemen and three tight ends that received Division I scholarships, including former Ravens center Matt Birk, former Broncos tackle Ryan Harris and the Cardinals' 2012 first-round draft choice, wide receiver Michael Floyd.

Bischoff earned his bachelor's in education from the University of South Dakota in Vermillion, S.D., where he was a three-year letterman at center. He received a post master's license in administration from St. Mary's University in 2006 after earning a master's degree in education administration from Mankato State University in 1998.

Bischoff and his wife, Britt, have two daughters, Makena and Morgan, and a son, Jay.

COACHING CAREER

1993-2007	Cretin-Derham Hall HS	off. line/asst. head coach/off. coordinator
2008-09	Montreal Alouettes	running backs/offensive quality control
2010-12	Montreal Alouettes	running backs/special teams/off. quality control
2013-14	Chicago Bears	tight ends/staff coordinator
2015	Baltimore Ravens	offensive quality control
2016-17	Baltimore Ravens	offensive assistant
2018	Baltimore Ravens	offensive assistant/tight ends
2019-20	Baltimore Ravens	assistant tight ends
2021	Houston Texans	tight ends
2022-23	**New York Giants**	**tight ends**



Ben Burress is in his ninth season in the NFL, his fifth with the Giants and his first as the team's defensive assistant.

Burress spent the previous three seasons as the Giants' football data & innovation research analyst. He joined the organization in 2019 as an assistant to the coaching staff/offense.

In 2018, Burress was the Arizona Cardinals' assistant to the head coach.

Burress went to the Cardinals after spending the previous four years with the Carolina Panthers, including three seasons (2015-17) as an offensive and football operations assistant. During that time, Burress assisted Carolina's offensive coaching staff with day-to-day activities including breaking down opponent film, working on practice scripts, weekly scouting reports and assisting on the field with the scout team secondary.

He also worked with the Panthers college scouts by coordinating workouts and meetings with college draft prospects.

Burress began his tenure with Carolina in 2014 as an intern in the football operations department.

Prior to joining the Panthers, Burress worked for three years at Furman University, the final two seasons as the assistant director of football operations/video coordinator. He began his tenure with the Paladins' program as an intern.

A native of Sumter, S.C., Burress graduated in 2012 from the University of South Carolina with a degree in sport and entertainment management.

Ben Burress is married to Carly.

COACHING CAREER

2011	Furman University	intern
2012-13	Furman University	asst. director of football ops/video coor.
2014	Carolina Panthers	football operations intern
2015-17	Carolina Panthers	offensive and football operations assistant
2018	Arizona Cardinals	assistant to the head coach
2019	**New York Giants**	**assistant to the coaching staff/offense**
2020-22	**New York Giants**	**football data & innovation research analyst**
2023	**New York Giants**	**defensive assistant**



Bryan Cox, a Super Bowl winner and three-time Pro Bowler as a player who previously coached with five other NFL teams, is in his second season as the Giants' assistant defensive line coach. He assists Andre Patterson in mentoring the Giants' defensive line.

In his first season with the Giants in 2022, Cox was instrumental in the development of Dexter Lawrence, who was one of the league's very best defensive linemen. Lawrence set careers highs with 68 tackles (35 solo) and a team-leading 7.5 sacks and was named second-team All-Pro by the Associated Press and to the NFC's Pro Bowl roster. Lawrence and Leonard Williams gave the Giants one of the NFL's most productive defensive line duos.

Before joining the Giants, Cox, 55, last worked in the NFL as the Atlanta Falcons' defensive line coach from 2014-16. In his final season with the team, the Falcons won the NFC championship and advanced to Super Bowl LI, where they lost in overtime to New England, 34-28.

From 2012-13, Cox coached the defensive front seven and served as the pass rush specialist for the Tampa Bay Buccaneers. Cox helped several players post career bests, including defensive tackle Gerald McCoy who totaled 14.0 sacks, 36 quarterback hits, and 24 tackles for loss in those two seasons and earned his first Pro Bowl selection in 2012.

Prior to joining the Buccaneers, Cox spent six seasons as an assistant coach with the Jets, Cleveland Browns, and Miami Dolphins.

In 2011, he helped the Dolphins finish in the top 10 in sacks with 41 while serving as the club's pass rush specialist. He joined the Dolphins after spending the 2009-10 seasons with the Browns as defensive line coach.

Cox began his coaching career as assistant defensive line coach with the Jets from 2006-08. In his final season with the team, he helped the Jets' defense rank seventh in the NFL in both sacks (41) and rushing defense (94.9 yards per game).

Before becoming a coach, Cox played linebacker for five NFL teams for 12 years. He was selected by the Dolphins in the fifth round of the 1991 NFL Draft (113th overall) and spent his first five seasons in Miami. Cox was selected to the Pro Bowl in 1992, 1994 and 1995 when he was with the Dolphins.

Cox went on to play for the Chicago Bears (1996-97), Jets (1998-2000), and in New England and won a Super Bowl with the Patriots after the 2001 season. Cox finished his career in 2002 with the New Orleans Saints.

He played in 165 regular-season games with 144 starts and totaled 938 tackles (677 solo), 51.5 sacks, 14 fumble recoveries and four interceptions. Cox also played in 10 postseason games, including Super Bowl XXXVI.

A graduate of Western Illinois, Cox played for the Leathernecks from 1987-90 while earning his degree in mass communications.

Cox is a native of East St. Louis, Ill. He and his wife, Kim, have four daughters: Lavonda, Brittani, Chiquita and Kelli and one son, Bryan, Jr.

COACHING CAREER

2006-08	New York Jets	assistant defensive line
2009-10	Cleveland Browns	defensive line
2011	Miami Dolphins	pass rush specialist
2012-13	Tampa Bay Buccaneers	pass rush specialist
2014-16	Atlanta Falcons	defensive line
2022-23	**New York Giants**	**assistant defensive line**



Christian Daboll is in his first season as a Giants offensive assistant.

Daboll was a student coach the previous four seasons, the first at the University of Alabama and the last three at Penn State, where he was an offensive signal caller in 2022.

Daboll graduated from Penn State with a bachelor's degree in psychology in December 2022

He is a native of Buffalo, where he played lacrosse at St. Joseph's Collegiate Institute.

COACHING CAREER

2023 **New York Giants** ..... **offensive assistant**

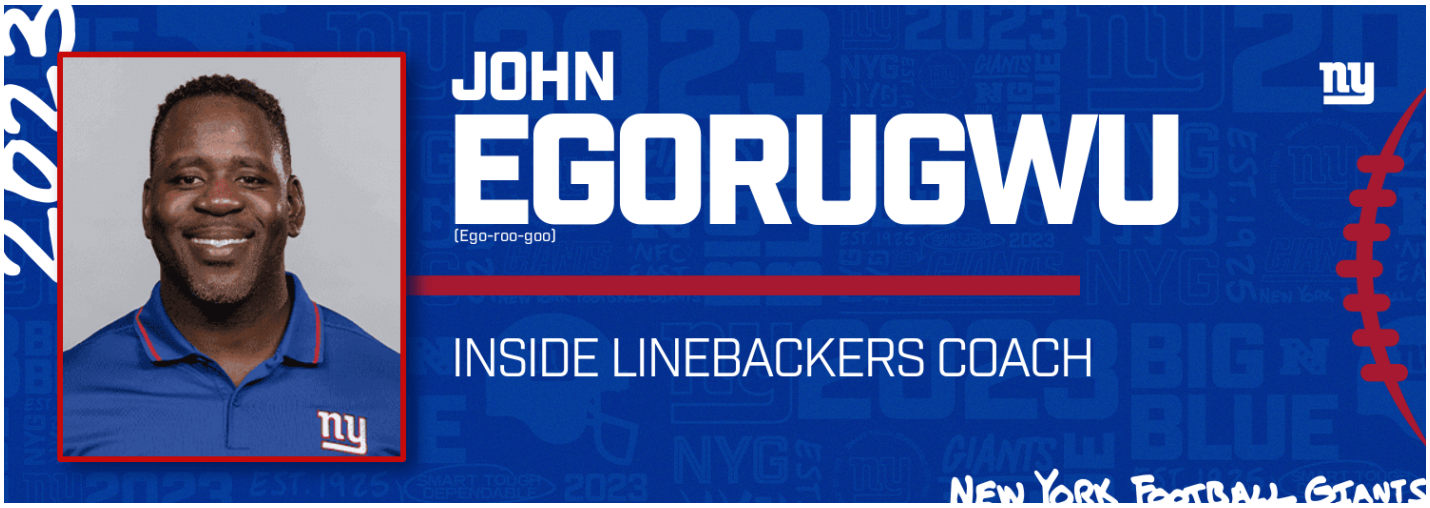

John Egorugwu, whose 14 years of coaching experience include eight in the NFL, is in his second season as the Giants' inside linebackers coach.

In his first season with the team in 2022, Egorugwu helped develop a constantly changing cast of linebackers into a productive and reliable group that helped the Giants earn their first playoff berth in six years. Micah McFadden, a fifth-round draft choice, started seven games and contributed 58 tackles. 2.0 sacks and six tackles for loss.

Egorugwu spent the 2021 season as the linebackers coach at Vanderbilt University.

He was previously on the Buffalo Bills' coaching staff for four years (2017-20), the last three with Brian Daboll, as a defensive quality control coach and assistant linebackers coach. He first coached in the NFL with the Baltimore Ravens from 2015-16 as a defensive assistant under current Giants coordinator Wink Martindale, working primarily with the linebackers.

In 2020, the Bills returned to the AFC Championship Game for the first time since 1993. Egorugwu's work with the linebackers helped the team finish fifth in the league in opponent pass efficiency. Egorugwu helped Buffalo linebacker Tremaine Edmunds earn his first Pro Bowl selection in 2019, when the defense allowed just 298.3 yards a game. In 2018, the Bills' linebackers intercepted seven passes, interceptions, tying them with the Giants for the most among the position group in the NFL.

During his two years with the Ravens, Egorugwu helped linebacker Elvis Dumervil to a 2015 Pro Bowl selection and linebacker C.J. Mosley to a Pro Bowl nod in 2016. Mosley and linebacker Zach Orr were second team *AP all-pros in 2016.*

Before entering the NFL, Egorugwu coached the Missouri State wide receivers in 2015.

He spent three years as a graduate assistant at the University of Missouri, working with both the defense (2012) and offense (2013-14). During his tenure, the Tigers played in the Cotton Bowl and Citrus Bowl. Missouri claimed the SEC East Division title and played in the league's championship game in 2013 and 2014.

Egorugwu began his coaching career at his alma mater, William Jewell College, mentoring linebackers from 2010-11.

A linebacker for William Jewell, Egorugwu played in 29 games, collecting 156 tackles, 22.0 tackles for loss, 7.0 sacks and two interceptions during his career. As a senior, he tallied 84 tackles, 16.5 tackles for loss and 4.5 sacks.

Egorugwu received his bachelor's in accounting and business/management in 2007 and earned his master's from Missouri in educational and counseling psychology.

COACHING CAREER

2010-11	William Jewel College	linebackers
2012	University of Missouri	graduate assistant (defense)
2013-14	University of Missouri	graduate assistant (offense)
2015	Missouri State University	wide receivers
2015-16	Baltimore Ravens	defensive staff assistant
2017	Buffalo Bills	defensive quality control
2018-20	Buffalo Bills	defensive quality control/assistant linebackers
2021	Vanderbilt University	linebackers
2022-23	**New York Giants**	**inside linebackers**



Mike Groh, who has 23 years of experience coaching in the NFL and at the collegiate level, is in his second season as the Giants' wide receivers coach.

In 2022, Groh schooled a group that overcame the early season loss of Sterling Shepard and help quarterback Daniel Jones set a franchise record with a 67.2 completion percentage. Darius Slayton the Giants with 724 receiving yards, rookie Wan'Dale Robinson demonstrated he will be a long-term contributor before hurting his knee, and midseason acquisition Isaiah Hodgins tied for the team lead with four touchdown receptions and added a score in the team's NFC Wild Card victory in Minnesota.

Groh was the receivers coach of the Indianapolis Colts in 2020-21. In 2021, Michael Pittman, Jr. caught 88 passes for 1,082 yards and six touchdowns. The previous season, the Colts finished 11-5 and were 11th in the NFL in passing yardage as wideouts T.Y. Hilton, Zach Pascal and Pittman combined for 140 receptions, 1,894 yards and 11 touchdowns.

Groh was the Philadelphia Eagles' offensive coordinator from 2018-19 after spending his debut season with the team as the receivers coach. In his first season as coordinator, Philadelphia finished with the NFL's seventh-ranked passing offense (267.2 yards a game) and Zach Ertz set the NFL record for receptions by a tight end with 116.

In 2017, wideouts Nelson Agholor and Alshon Jeffrey totaled 119 catches, 1,557 yards and 17 touchdowns and added 27 receptions in the three-game postseason that culminated with the Eagles defeating New England in Super Bowl LII. The Eagles were the only team with two wide receivers that produced eight-or-more receiving touchdowns.

In 2016, Groh coached the wideouts and was the passing game coordinator for the Los Angeles Rams. He coached the Chicago Bears wide receivers from 2013-15, when his group included Pro Bowlers Brandon Marshall and Jeffrey.

Groh began his college coaching career at his alma mater, the University of Virginia, from 2001-08. He was first the receivers coach, added the quarterbacks in 2003, and coached them exclusively in 2004-05. Groh was the team's offensive coordinator from 2006-08.

In 2009, he moved to Alabama as a graduate assistant before spending a year at Louisville coaching quarterbacks. Groh then returned to Alabama for a two-year stint as receivers coach and recruiting coordinator. The Crimson Tide won the national championship all three years Groh was on Nick Saban's staff.

Groh's father, Al, was a Giants assistant coach from 1989-91, and was the defensive coordinator in the last of those seasons. Mike Groh's first coaching job was as an assistant with the Jets when his father was the head coach in 2000.

Mike Groh was Virginia's starting quarterback in 1994-95, when the Cavaliers were a combined 18-7 and won two bowl games. In 1997, he played in the World League with the Rhein Fire.

Groh's brother, Matt, is the director of player personnel for the Patriots.

COACHING CAREER

2000	New York Jets	assistant
2001-02	University of Virginia	wide receivers
2003	University of Virginia	wide receivers/quarterbacks
2004-05	University of Virginia	quarterbacks
2006-08	University of Virginia	offensive coordinator
2009	University of Alabama	graduate assistant
2010	University of Louisville	quarterbacks
2011-12	University of Alabama	wide receivers/recruiting coordinator
2013-15	Chicago Bears	wide receivers
2016	Los Angeles Rams	wide receivers/passing game coordinator
2017	Philadelphia Eagles	wide receivers
2018-19	Philadelphia Eagles	offensive coordinator
2020-21	Indianapolis Colts	wide receivers
2022-23	**New York Giants**	**wide receivers**



Jerome Henderson, a 17-year NFL coaching veteran, is in his fourth season as the Giants' defensive backs coach.

With significant contributions from the secondary, the Giants allowed 214.0 passing yards a game to finish 14th in the NFL in 2022, the team's highest ranking since it was 10th in 2013. The unit excelled despite multiple-game absences due to injury of cornerbacks Adoree' Jackson and Aaron Robinson and safety Xavier McKinney. Henderson helped several newcomers become important contributors, including safety Jason Pinnock and rookies Cor'Dale Flott and Dane Belton.

In 2021, McKinney led the team with five interceptions, the highest total by an NFL safety that season. He earned NFC Defensive Player of the Week honors after his performance vs. Las Vegas on Nov. 2, when he twice picked off Raiders quarterback Derek Carr. McKinney returned the second interception 41 yards for a touchdown at the beginning of the third quarter. In his first season with the Giants, Jackson had 62 tackles and eight passes defensed, despite missing three games.

The previous year, Henderson was instrumental in improving a pass defense that jumped from 28th in the league the previous season to a tie for 16th. The Giants allowed 237.9 yards game through the air, a 26.2-yard improvement over their 2019 average. Cornerback James Bradberry was selected to his first Pro Bowl after tying for second in the NFL with 18 passes defensed. Another newcomer, Logan Ryan, moved from cornerback to safety and finished second on the Giants with 92 tackles (67 solo). Henderson helped McKinney and Darnay Holmes make significant contributions as rookies.

Prior to joining the Giants, Henderson spent four years as the Atlanta Falcons' defensive passing game coordinator/secondary coach.

In 2019, Henderson molded a group of young defensive backs into a productive unit that helped the Falcons finish second in the NFC South. Cornerback Desmond Trufant led the team with four interceptions despite playing in just nine games. Safety Ricardo Allen started all 16 games and was third on the team with 84 tackles. The defense recorded 87 passes defensed (5.4 a game).

In Henderson's third year with the Falcons in 2018, the defense recorded 15 interceptions, tied for the ninth-most in the league, and tallied 72 passes defensed.

In 2017, Atlanta's pass defense saw a jump from year one to year two under Henderson's leadership, as the defense only allowed 232.8 passing yards per game and finished 11th in the NFL.

In Henderson's first Falcons season in 2016, he coached a young secondary that helped the defense rank in the top five in interceptions returned for touchdowns (three). The team's 279 interception return yards and 89 passes defensed were both third in the NFL.

Henderson was the Dallas Cowboys' secondary coach from 2012-15.

In 2015, Dallas limited opponents to 227 passing yards per game, which ranked fifth in the NFL. The previous season, Henderson's unit improved in passing yards allowed, yards-per-attempt, interceptions, passing touchdowns, and passes of 25-plus yards. During the 2013 season, he led the defensive backfield as the entire unit made the switch from a 3-4 defense to a 4-3 scheme.

In his first year in Dallas, Henderson was tasked with integrating two new starting corners in veteran free agent Brandon Carr and first-round draft choice Morris Claiborne. Carr led the team with three interceptions - returning one for a touchdown - while Claiborne picked off one pass and had a fumble return for a touchdown.

Prior to his stint in Dallas, Henderson spent three seasons as a secondary coach in Cleveland, where his defensive backs recorded seven of the club's nine interceptions in 2011 and finished second in the NFL in passing defense. He was instrumental in the development of cornerback Joe Haden and safety T.J. Ward, both consensus All-Rookie selections in 2010.

Henderson was a member of the New York Jets' coaching staff from 2006-08.

He led the defensive backs in 2008, when cornerback Darrelle Revis earn a Pro Bowl berth after leading the team with five interceptions. Henderson split duties as an assistant defensive backs coach and director of player development in 2007 after originally joining the club in the latter position the previous year.

Henderson was selected by the New England Patriots in the second round of the 1991 NFL Draft, after starring at Clemson (1987-90). He played eight seasons in the NFL as a defensive back with the Patriots (1991-93, 1996), Buffalo Bills (1993-94), Philadelphia Eagles (1995), and Jets (1997-98). He appeared in 98 games with 34 starts and recorded nine career interceptions. Henderson played in Super Bowl XXVIII with the Bills and Super Bowl XXXI as a member of the Patriots.

Jerome has been married to his beautiful wife and the love of his life Traci for over 30 years. Traci is a strong, proud breast cancer survivor. Jerome and Traci have three children. Their oldest daughter is Jazmin, and they have boy and girl twins Taylor and Tyler.

COACHING CAREER

2006	New York Jets	director of player development
2007	New York Jets	assistant defensive backs/director of player development
2008	New York Jets	defensive backs
2009-11	Cleveland Browns	defensive backs
2012-15	Dallas Cowboys	defensive backs
2016-19	Atlanta Falcons	passing game coordinator/secondary
2020-23	**New York Giants**	**defensive backs**



Bobby Johnson, who has 28 years of coaching experience, including the last 13 in the NFL, is in his second season as the Giants' offensive line coach.

In 2022, the offensive line helped the Giants finish fourth in the NFL in rushing yardage with an average of 148.2 yards a game and fifth with 4.8 yards a carry and was instrumental in Saquon Barkley rushing for a career-high 1,312 yards. In addition, the protection given quarterback Daniel Jones enabled him to set a franchise record with a 67.2 completion percentage. Left tackle Andrew Thomas was selected second-team all-pro and rookie Evan Neal established himself as a long-term cornerstone at right tackle.

Johnson joined the Giants after a three-year stint as the Buffalo Bills' offensive line coach. In 2021, Johnson's O-line helped the Bills finish third in the NFL with an average of 28.4 points a game and win the AFC East title with an 11-6 record. Buffalo tackle Dion Dawkins was a Pro Bowler.

In 2020, Johnson's line helped a Bills team that advanced to the conference championship game lead the AFC and finish second in the NFL with an average of 31.3 points a game. When Johnson arrived in Buffalo in 2019, he directed a line that included four new starters and helped the Bills finish eighth in the NFL with 128.4 rushing yards a game.

Johnson moved to Buffalo after spending the 2018 season as the Indianapolis Colts' assistant offensive line coach.

From 2015-17, he served as the tight ends coach for the Oakland Raiders (2015-17). His 2017 unit of Jared Cook, Clive Walford and Lee Smith combined for 71 receptions for 844 yards and two touchdowns.

Prior to joining the Raiders, Johnson spent two seasons with the Detroit Lions, first as tight ends coach (2013) and then as assistant offensive line coach (2014). In his first season with the club, the Lions had one of the NFL's most productive tight end duos in Brandon Pettigrew and undrafted rookie Joseph Fauria, who combined for nine touchdowns.

Johnson served a one-year stint as tight ends coach with the Jacksonville Jaguars in 2012 and two years as assistant offensive line coach with the Bills (2010-11).

From 2005-09, Johnson was the offensive line coach at Indiana University, where he developed two NFL linemen in Rodger Saffold, a second-round selection of the St. Louis Rams in 2010, and James Brewer, the Giants' fourth-round pick in 2011.

Before his stint at Indiana, Johnson was an assistant coach at Miami (Ohio), his alma mater, from 1999-2004, helping the RedHawks to a 13-1 season, a MAC Championship and GMAC Bowl victory in 2003.

Johnson spent his final season at Miami as the offensive line coach after working with the tight ends from 1999-2003. He began his coaching career at the University of Akron as a graduate assistant (1995-96) and defensive line coach (1997-98).

Johnson, an Akron native, was a starting tackle at Miami (Ohio) from 1992-94 and helped the RedHawks average 156.7 rushing yards per game in 1992 and 174.4 yards in 1994. He graduated with a degree in health appraisal and sports organization.
Johnson and wife, Kristen, have two daughters, Madilyn and Olivia.

COACHING CAREER

1995-96	University of Akron	graduate assistant
1997-98	University of Akron	defensive line
1999-2003	Miami University	tight ends
2004	Miami University	offensive line
2005-09	Indiana University	offensive line
2010-11	Buffalo Bills	assistant offensive line
2012	Jacksonville Jaguars	tight ends
2013	Detroit Lions	tight ends
2014	Detroit Lions	assistant offensive line
2015-17	Oakland Raiders	tight ends
2018	Indianapolis Colts	assistant offensive line
2019-21	Buffalo Bills	offensive line
2022-23	**New York Giants**	**offensive line**



Christian Jones is in his second season on the Giants' coaching staff and his first as the assistant quarterbacks coach.

Jones will partner with offensive coordinator Mike Kafka and quarterbacks coach Shea Tierney in tutoring the team's passers, including Daniel Jones and Tyrod Taylor.

In his first season with the Giants in 2002, Jones was an offensive assistant who worked closely with the team's quarterbacks.

Prior to joining the Giants, Jones spent three seasons with the Minnesota Vikings, the first as an offensive quality control coach and two as an assistant wide receivers coach.

In 2021, Minnesota led the NFL with an interception percentage of just 1.2 (seven picks on 604 attempts) while finishing 11th in the league with 249.3 passing yards a game. Second-year pro Justin Jefferson was second in the NFL with 1,616 receiving yards and fourth with 108 catches. Jefferson and Adam Thielen (67 catches for 726 yards) each had 10 touchdown receptions.

The previous year, Jefferson set an NFL rookie record with 1,400 yards and set Vikings rookie marks in yards, receptions (88) and 100-yard games (7) en route to second-team AP all-pro honors, a Pro Bowl berth and a spot on the PFWA All-Rookie team. Thielen had a career-best 14 touchdown catches.

While working with Jones in 2019, wideout Stefon Diggs recorded a career-high 1,130 receiving yards and led the NFL with eight receptions of 40+ yards.

In 2018, Jones was an offensive graduate assistant at the University of Texas, where he worked primarily with the wide receivers and tight ends. Jones helped the Longhorns offense average 31.1 points and 411.3 yards per game as the team finished 11-4, including a victory against Georgia in the Sugar Bowl.

A Northwestern University graduate, Jones assisted his alma mater as an offensive intern during the 2017 season, working with the offensive line. With Jones on staff the Wildcats ranked among the Big Ten's top five teams in scoring offense (29.2 pointers-per-game), total offense (408.0 yards-per-game) and rushing (174.2 yards a game).

Jones played wide receiver at Northwestern from 2011-15. In 51 games, he caught 128 passes for 1,509 yards and eight touchdowns. Jones led the Wildcats in receiving yards with 412 as a true sophomore in 2012. He did not play in 2014 while rehabbing an injury sustained during training camp but totaled 234 receiving yards his redshirt senior season in 2015.

Jones was a three-year member of Northwestern's 12-player Leadership Council, selected to the Academic All-Big Ten team and was a team captain in 2015.

Jones earned two degrees from Northwestern, a bachelor's degree in learning and organizational change and a master's in management studies. He has been a member of the Omega Psi Phi fraternity since 2013.

Jones attended Westfield High School in his hometown of Houston.

COACHING CAREER

2017	Northwestern University	offensive assistant/offensive line
2018	University of Texas	offensive graduate assistant
2019	Minnesota Vikings	offensive quality control
2020-21	Minnesota Vikings	assistant wide receivers
2022-23	**New York Giants**	**offensive assistant**



Cade Knox is in his second season as the Giants' offensive assistant/game manager.

Knox and Tyseer Siam, the team's director of football data & innovation, work closely with coach Brian Daboll to help him use analytics as part of his in-game decision-making. The threesome meeting throughout the week to plan for potential situations in the upcoming game.

Knox spent the 2020 season with the Giants as a football data and innovation intern.

He is a 2020 graduate of Harvard, where he earned a bachelor's degree in psychology. He began his collegiate career at quarterback before moving to wide receiver.

Knox is a native of Phoenix, where he was an all-section honorable mention at quarterback and defensive back at Brophy College Prep.

COACHING CAREER

2022-23 New York Giants ..... **offensive assistant/game manager**



Jeff Nixon, whose 26-year coaching career includes 14 seasons in the NFL, is in his first season as the Giants' running backs coach.

Nixon was a member of the Carolina Panthers' staff the previous three seasons. Last year, Nixon was Carolina's assistant head coach/offense. In 2021, he was the team's offensive coordinator for the season's final five games. Nixon was the Panthers' senior offensive assistant and running backs coach his first two years with the team.

The Panthers finished 10th in the NFL in rushing yardage in 2022 with 130.0 yards-per-game, despite the midseason trade of star running back Christian McCaffrey. Free agent acquisition D'Onta Foreman led the Panthers ran for a team-high 914 yards.

When McCaffrey was limited to 10 total games the previous two seasons, Nixon coached a pair of former fourth-round draft choices who led Carolina in rushing. In 2021, rookie Chuba Hubbard led the Panthers with 612 yards and five touchdowns.

In Nixon's first season with the Panthers in 2020, he helped Mike Davis have a career-best season, topping 1,000 scrimmage yards for the first time. Davis had 642 rushing yards and 373 receiving yards and led Carolina with eight total touchdowns.

Nixon joined the Panthers after spending the previous three seasons as Baylor's co-offensive coordinator/play-caller. In 2019, Nixon helped lead Baylor to an 11-win season and an appearance in the Big 12 Championship game. The offense averaged 431.2 yards per game and ranked 17th in the nation with 35.2 points-per-game). The 2018 Bears ranked 22nd in the nation in total offense, averaging 459.1 yards per game, including 290 passing yards a game. In 2017, Nixon's offense at Baylor averaged 280 yards per game passing, which ranked 22nd in the nation.

Nixon spent the 2016 season coaching the San Francisco 49ers' tight ends.

From 2011-15, Nixon coached running backs for the Miami Dolphins, with whom he worked with Reggie Bush, Lamar Miller, and Jay Ajayi. In 2011, Nixon coached Bush to a career-high 1,086 rushing yards and six touchdowns. Three years later, Nixon helped Miller record a career-high 1,099 rushing yards and eight touchdowns. That year, the Dolphins ranked second in the NFL in average yards per carry (4.69).

Prior to Miami, Nixon was on the Philadelphia Eagles staff from 2007-10, serving as an offensive and special teams assistant. Nixon worked closely with All-Pro running backs Brian Westbrook and LeSean McCoy, as well as All-Pro fullback Leonard Weaver. On special teams, Nixon helped DeSean Jackson become one of the league's most explosive punt returners. In three of Nixon's four seasons with the Eagles, the team reached the playoffs, including a trip to the NFC Championship Game in 2008.

Before his time in the NFL, Nixon coached running backs and wide receivers at Temple University in 2006-2007.

From 2003-05, Nixon worked with running backs, tight ends, and as special teams coordinator at the University of Tennessee at Chattanooga. He coached the running backs at Shippensburg University from 1999-2002, and at Princeton University in 1998. Nixon got his start in coaching as a student assistant coach at Penn State in 1997.

As a player, Nixon played running back at West Virginia in 1993 and 1994 before transferring to Penn State to finish his career.

Nixon earned a degree in elementary education from Penn State in 1998 and a master's degree in education administration from Shippensburg in 2003.

COACHING CAREER

1997	Penn State University	student assistant
1998	Princeton University	running backs
1999-2002	Shippensburg University	running backs
2003-05	University of Tennessee at Chattanooga	running backs, tight ends, special teams
2006	Temple University	running backs
2007-10	Philadelphia Eagles	offense/special teams
2011-15	Miami Dolphins	running backs
2016	San Francisco 49ers	tight ends
2017-19	Baylor University	co-offensive coordinator/running backs
2020	Carolina Panthers	senior offensive assistant/running backs
2021	Carolina Panthers	sr. off. asst./running backs/interim off. coordinator
2022	Carolina Panthers	assistant head coach/offense
2023	**New York Giants**	**running backs**



Andre Patterson, whose more than four decades of coaching experience include 19 years in the NFL, is in his second season as the Giants' defensive line coach.

In his first season with the Giants in 2022, Patterson was instrumental in the development of Dexter Lawrence, who was one of the league's very best defensive linemen. Lawrence set careers highs with 68 tackles (35 solo) and a team-leading 7.5 sacks and was named second-team All-Pro by the Associated Press and to the NFC's Pro Bowl roster. Lawrence and Leonard Williams gave the Giants one of the NFL's most productive defensive line duos.

Prior to joining the Giants, Patterson spent eight seasons with the Minnesota Vikings, the first six as the team's defensive line coach. In 2020, Patterson added the titles of co-defensive coordinator and assistant head coach.

Patterson was previously the Vikings' defensive line coach in 1998-99. He has coached at each level, working five years as a high school coach and 15 years in the collegiate ranks in addition to his long tenure in the NFL.

In his second stint with Minnesota (2014-21), Patterson helped Danielle Hunter and Everson Griffen become two of the most productive defensive ends in the NFL. Hunter recorded 48.0 sacks prior to turning 25 years of age, an NFL record since sacks became an official stat in 1982 and became the youngest player (25 years and 40 days) to eclipse 50.0 career sacks. He had 14.5 sacks and was a Pro Bowler in both 2018 and 2019 before being derailed by injuries. Griffen is a four-time Pro Bowler who is seventh in franchise history with 79.5 sacks.

The 2018 Vikings recorded 50 sacks, the third-highest total in franchise history. The defense set a franchise record with 10 sacks vs. Detroit on Nov. 4 and had sacks vs. Miami on Dec. 16.

The previous year, the Vikings finished first in the league in scoring and total defense, allowing just 15.8 points per game and 275.9 yards per game. Griffen was selected to his third Pro Bowl and defensive tackle Linval Joseph his second. Griffen began the year with a streak of eight straight games with a sack, tied for the longest streak to start a season in NFL history.

Before joining the Vikings for the second time, Patterson spent the 2013 season as the assistant head coach/defensive line coach at Florida International University.

From 2010-2012, Patterson served as the defensive coordinator at Texas-El Paso. His most successful season at UTEP was 2011, when the Miners recorded 10 more sacks than the previous year in one less game.

Patterson was the assistant head coach/defensive line coach from 2008-2009 at UNLV.

From 1997-2006, Patterson worked in the NFL, primarily as a defensive line coach. He joined Mike Shanahan's Broncos staff for the 2005 and 2006 seasons. Patterson was a part of the 13-3 Broncos team in 2005 that reached the AFC Championship Game.

In 2003 and 2004, Patterson was the Cleveland Browns D-line coach. From 2000-2002, Patterson held the same position with the Dallas Cowboys.
Patterson's first stint in Minnesota was in the 1998-99 seasons. He coached the defensive line during the Vikings' 15-1 season in 1998, when they lost to Atlanta in the NFC Championship.

Starting his NFL career in 1997, Patterson joined Pete Carroll and the New England Patriots as a defensive assistant.

His only stint as a collegiate head coach came at Cal Poly-San Luis Obispo from 1994-96, when the team was 17-16. Patterson led his team to a league title in 1994 and was named American West Conference Coach of the Year. The 1994 season was Cal Poly's first in Division 1-AA.

Patterson was the D-line coach at Washington State in 1992-93 and at Cornell in 1990-91. The 1990 Cornell team won the Ivy League Championship.

Patterson served as the defensive coordinator at Western Washington in 1989. The year before, he coached the defensive line at Weber State.

Patterson was the head coach as St. Monica (Calif.) High School in 1987. From 1983-86 he was the defensive coordinator at Renton High School in Washington. Patterson began his coaching career as a graduate assistant at his alma mater, Montana, in 1982.

A native of Richmond, Calif., Patterson and his wife, Donna, have a son, Andre, Jr. and a daughter, Ashmera. Patterson earned his bachelor's degree in secondary education from Montana in 1983. He played collegiately as an offensive lineman at Contra Costa College and Montana before suffering a career-ending knee injury.

In 2020, Patterson was inducted into the JFK High School Hall of Fame in his hometown of Richmond.

COACHING CAREER

1982	University of Montana	graduate assistant
1988	Weber State University	defensive line
1989	Western Michigan University	defensive coordinator
1990-91	Cornell University	defensive line
1992-93	Washington State University	defensive line
1994-96	Cal Poly-San Luis Obispo	head coach
1997	New England Patriots	defensive assistant
1998-99	Minnesota Vikings	defensive line
2000-02	Dallas Cowboys	defensive line
2003-04	Cleveland Browns	defensive line
2005-06	Denver Broncos	defensive line
2008-09	University of Nevada, Las Vegas	assistant head coach/defensive line
2010-12	University of Texas at El Paso	defensive line
2013	Florida International University	assistant head coach/defensive line
2014-19	Minnesota Vikings	defensive line
2020-21	Minnesota Vikings	defensive line/co-defensive coordinator/asst. head coach
2022-23	**New York Giants**	**defensive line**



Chris Smith is in his first season as the Giants' assistant offensive line coach.

Smith spent the previous six seasons on the coaching staff at Holy Cross, his alma mater. He was the Crusaders' offensive coordinator in 2022 after previously serving as the offensive line coach, run game coordinator, and recruiting coordinator.

Smith helped Holy Cross win four consecutive Patriot League championships and NCAA football championship subdivision berths.

With Smith as the offensive coordinator in 2022, that unit and Holy Cross football soared to new heights. The Crusaders set a program record with 12 victories, enjoyed their first undefeated regular season in 30 years, and advanced to the NCAA FCS quarterfinals for the first time since 1983.

In 2022, all five of Holy Cross' starting offensive linemen were named All-Patriot League – C.J. Hanson, Luke Newman, Nick Olsofka, and Eric Schon on the first team and Grady Smith on the second team.

Holy Cross ranked first in the nation in plays over 15 yards and turnovers lost (6), including losing only one fumble. The Crusaders ranked second in FCS with an average of 16.2 yards-per-completion, sixth with 245.1 rushing yards a game. and eighth with 37.8 points-per-game. Twelve Crusaders earned All-Patriot League honors on offense, and for the first time in program history, two Holy Cross players (Matthew Sluka and Peter Oliver) rushed for more than 1,000 yards. Sluka ran for 1,406 yards and 11 touchdowns, Oliver added 1,029 yards and eight scores, and Jordan Fuller rushed for 13 touchdowns while contributing 543 yards.

During the spring 2021 season, delayed from the fall of 2020 due to COVID-19, Holy Cross defeated Bucknell in the first-ever Patriot League championship game. In 2019, Smith helped the Crusaders to their first Patriot League championship in 10 years, and just the third NCAA FCS berth in program history.

During his first five years coaching the offensive line, Smith's players earned All-Patriot League honors seven times: James Murray in 2017, Brett Boddy in 2018 and 2019, Brian Foley in 2018, 2019 and spring 2021, and Nick Olsofka in spring 2021. Additionally, Foley was named an All-American by Stats Perform and AFCA during the spring 2021 season. In the 2021 fall season, the Crusaders had three first-team all-league linemen in John Brekke, Newman and Olsofka and a second-teamer in Pat McMurtrie.

Smith came to Holy Cross from the University of New Haven, where he served as the offensive line coach and run game coordinator for three years. He helped lead the Chargers to a 19-8 record in Northeast-10 Conference games during that time, with the team finishing either second or third in the league standings every season. Smith coached three All-Americans and eight All-Northeast-10 selections along the offensive line during his three seasons at New Haven, with the team leading the conference in yards per rush during both the 2014 (4.4) and 2015 (5.0) seasons.

Prior to his time at New Haven, Smith spent two seasons as offensive line coach at the University of Northern Colorado. In two years with the Bears, he coached an offensive line which ranked sixth (2013) and fifth (2012) in the Big Sky Conference in sacks allowed. Smith also coached four honorable mention All-Big Sky selections in his two seasons at Northern Colorado.

Smith previously spent two seasons as a graduate assistant at the University at Buffalo where he worked with the linebackers. He also coordinated the scout team and assisted with all special team units.

Smith is a 2009 graduate of Holy Cross and was a four-year starting center for the Crusaders, for whom he started a school-record 45 consecutive games. He earned second team All-Patriot League honors as a senior, and still holds the school record for the most consecutive games started (45). Smith was a four-time Patriot League Academic Honor Roll selection and was a semifinalist for the 2009 William V. Campbell Trophy, given annually to the nation's top scholar-athlete.

Smith and his wife, Natalie, have one son (Calvin) and one daughter (Eleanor).

COACHING CAREER

2010-11	University at Buffalo	graduate assistant/linebackers
2012-13	University of Northern Colorado	offensive line
2014-16	University of New Haven	offensive line/run game coordinator
2017-21	College of Holy Cross	offensive line/run game coordinator
2022	College of Holy Cross	offensive coordinator
2023	**New York Giants**	**assistant offensive line**



Stephen Thomas, whose 17 years of coaching experience include sixin the NFL, is in his first season as a Giants' assistant special teams coach.

Thomas spent the previous four seasons as the Detroit Lions' defensive quality control coach.

He joined the Lions in 2019 after spending six of the previous seven seasons (2012-14, 2016-18) at Princeton University, including the last two as the Tigers' special teams coordinator/inside linebackers coach.

In his final season at Princeton in 2018, Thomas coached a pair of first-team All-Ivy League linebackers (Mark Fossati and Tom Johnson). The Tigers' defense was fourth in the nation in points allowed and seventh in rushing defense. Thomas was Princeton's inside linebackers coach in 2016, when the Tigers led the league in scoring, total and rushing defense.

In-between his two stints at Princeton, Thomas was the Philadelphia Eagles' defensive quality control coach in 2015.

Prior to his initial tenure at Princeton, Thomas was a graduate assistant who worked with the offensive line at Southern Mississippi in 2011, and the linebackers (2010) and secondary (2009) at Delaware. He began his coaching career at Cortland State, where he mentored the cornerbacks in 2007 and the entire secondary the following season.

A native of Brooklyn, Thomas played defensive back and earned a degree in chemical and biological engineering at University at Buffalo. He also earned a master's degree in sport mangement from Cortland.

Thomas and his wife, Erin, have a son, Justin, and a daughter, Olivia.

THOMAS' FOOTBALL CAREER

2007	Cortland State University	cornerbacks
2008	Cortland State University	defensive backs
2009	University of Delaware	graduate assistant/secondary
2010	University of Delaware	graduate assistant/linebackers
2011	University of Southern Mississippi	graduate assistant/offensive line
2012-14	Princeton University	inside linebackers
2015	Philadelphia Eagles	defensive quality control
2016	Princeton University	inside linebackers
2017-18	Princeton University	special teams/insider linebackers
2019-22	Detroit Lions	defensive quality control
2023	**New York Giants**	**assistant special teams**



Shea Tierney is in his second season as the Giants' quarterbacks coach.

In his first year working with Tierney in 2022, Daniel Jones had the best season of his career, setting a Giants' single season completion percentage record of 67.2 and leading the team to its first postseason berth in six years and an NFC Wild Card victory in Minnesota.

Jones threw for 3,205 yards and rushed for a Giants quarterback-record 708 yards to join Philadelphia's Jalen Hurts and Buffalo's Josh Allen as the only NFL quarterbacks with 3,000+ passing yards and 500+ rushing yards. Jones threw a career-low five interceptions in 2022 to become just the second quarterback in history with 700+ rushing yards and five or fewer interceptions in a season, joining Washington's Robert Griffin III in 2012.

Jones led with NFL and set a franchise record by throwing an interception on just 1.1% of his passes (5 in 472 throws). He led the Giants from deficits of 10+ points to victory three times in the season's first six games, tying him for the highest total by a quarterback in the first six games of a season since 2000.

Prior to joining the Giants, Tierney spent four years working with Brian Daboll on the Buffalo Bills' staff, the first two as an offensive assistant and the last two as the assistant quarterbacks coach.

In those two seasons, Josh Allen was one of the NFL's most productive and successful quarterbacks. The Bills were 27-11 combined in the regular season and postseason, won two AFC East titles and advanced to the 2020 conference championship game. In those 38 games, Allen threw for 10,405 yards and 87 touchdowns. He finished second in the NFL Most Valuable Player voting in 2020.

Tierney joined the Bills in 2018 after spending the previous two seasons as an offensive analyst for the University of Alabama, which was 27-2 when he was on the staff. With the Crimson Tide, he worked closely with Billy Napier, the wide receivers coach in Tierney's first season, who is now the head coach at the University of Florida. In his second season at Alabama, Tierney worked under Daboll, who was the offensive coordinator when the Crimson Tide won the 2017 national championship.

Tierney's first NFL experience was as a football analyst/coaching intern with the Philadelphia Eagles from 2013-15.

His initial coaching position was at North Carolina State as an offensive graduate assistant from 2011-12.

Tierney is a graduate of Neshaminy High School in Langhorne, Pa. and N.C. State. He is married to the former Emily Seng of Macungie, Pa.

COACHING CAREER

2011-12	North Carolina State University	offensive graduate assistant
2013-15	Philadelphia Eagles	football analyst/coaching intern
2016-17	University of Alabama	offensive assistant
2018-19	Buffalo Bills	offensive assistant
2020-21	Buffalo Bills	assistant quarterbacks coach
2022-23	**New York Giants**	**quarterbacks coach**



Mike Treier is in his fourth season with the Giants and his first as the team's safeties coach. He will continue to work closely with Jerome Henderson in coaching the Giants' secondary.

Treier spent the previous two seasons in the role of assistant defensive backs coach. In his debut season with the Giants in 2020, Treier was the team's defensive quality control coach, his first NFL position.

With significant contributions from the secondary, the Giants allowed 214.0 passing yards a game to finish 14th in the NFL in 2022, the team's highest ranking since it was 10th in 2013. The unit excelled despite multiple-game absences due to injury of cornerbacks Adoree' Jackson and Aaron Robinson and safety Xavier McKinney. Treier helped several newcomers become important contributors, including safety Jason Pinnock and rookies Cor'Dale Flott and Dane Belton.

In 2021, McKinney led the team with five interceptions, the highest total by an NFL safety that season. He earned NFC Defensive Player of the Week honors after his performance vs. Las Vegas on Nov. 2, when he twice picked off Raiders quarterback Derek Carr. McKinney returned the second interception 41 yards for a touchdown at the beginning of the third quarter. In his first season with the Giants, Jackson had 62 tackles and eight passes defensed, despite missing three games.

The defensive staff coached one of the NFL's most improved units in 2020. The defense ranked ninth in the league by allowing 357 points, 94 fewer than their total in 2019. The Giants were 12th in the league by allowing 349.3 yards-per-game after finishing 27th at 377.3 yards the previous season. Giants opponents averaged just 5.3 yards a play, the NFL's ninth-lowest figure.

Treier joined the Giants from Marshall University, where he coached from 2017-19 in his second stint with the school.

In 2019, Treier was the safeties coach and recruiting coordinator for a Thundering Herd team that finished 8-5, including 6-2 in Conference USA. In addition to his duties as safeties coach and recruiting coordinator, Treier was also heavily involved in Marshall's special teams, especially in the punt game where the Herd excelled during Treier's entire tenure.

Treier spent a second season as Marshall's cornerbacks coach in 2018, when the Herd was 9-4 overall and 6-2 in the conference and finished third in the league by allowing only 21.8 points a game. Marshall tied for fifth in the conference with 12 interceptions. Cornerback Chris Jackson was named second-team All-Conference USA and Steven Gilmore was selected to the league's all-freshman team.

Treier returned to Marshall as the cornerbacks coach in 2017. Jackson, then a sophomore, was chosen honorable mention all-conference after leading the team with three interceptions.

In 2016, Treier was named the secondary coach at UT-Martin. By the end of that season, he had been promoted to the SkyHawks' defensive coordinator position.

Treier first coached at Marshall in 2013-15, when he was a graduate assistant.

Treier was raised in Lancaster, Pa. and attend Penn Manor High School in Millersville, Pa. He has a bachelor's degree in business management from Temple University.

COACHING CAREER

2011-12	Temple University	defensive student assistant
2013-15	Marshall University	graduate assistant
2016	University of Tennessee at Martin	secondary/co-defensive coordinator
2017-18	Marshall University	cornerbacks/recruiting coordinator
2019	Marshall University	safeties/recruiting coordinator
2020	**New York Giants**	**defensive quality control**
2021-22	**New York Giants**	**assistant defensive backs**
2023	**New York Giants**	**safeties**



Drew Wilkins is in his second season as the Giants' outside linebackers coach.

In his debut season with the team, Wilkins coached a unit that included Kayvon Thibodeaux, the fifth overall selection in the 2022 NFL Draft. Thibodeaux was selected to the All-Rookie Team by the PFWA and was named NFC Defensive Player of the Week for his dominant performance on Dec. 18 in Washington, where he recorded a team-high 12 tackles (9 solo), 3 tackles for loss, and a strip-sack of Taylor Heinicke, whose fumble he recovered and returned one yard for his first NFL touchdown. Thibodeaux also recorded a game-sealing strip-sack in the Giants' Oct. 16 victory over the Baltimore Ravens. After missing the first two games due to injury, Thibodeaux continually improved as the season progressed and was named a Pro Bowl alternate.

Despite being limited to only seven regular season games, second year pro Azeez Ojulari finished second on the team with 5.5 sacks and led the team with three forced fumbles. Jihad Ward, who had previously played for Wilkins in Baltimore, recorded career-highs of 43 tackles, seven tackles for toss (tied for team-lead) and 3.o sacks.

The 2022 Giants ranked fifth in the NFL in third-down defense, as their opponents converted just 35.1% of their opportunities. The Giants also ranked fifth in the NFL in red-zone defensive efficiency in 2022. The Giants allowed 45 fewer points and recorded seven more sacks than they had the previous season, a major reason their victory total increased by five games, and they earned their first playoff berth since 2016 and won their first playoff game since 2011.

Prior to joining the Giants, Wilkins spent 12 seasons with the Baltimore Ravens, the last 10 working with Giants defensive coordinator Wink Martindale, including the last four coaching the outside linebackers. That tenure included a Ravens victory in Super Bowl XLVII.

In 2021, the Ravens' defense led the NFL against the run, allowing 84.5 yards a game. Baltimore was third in the league in third down defense, allowing a conversion percentage of just 34.8 (70 of 201). Wilkins mentored rookie outside linebacker Odafe Oweh, who was selected to the All-Rookie Team by the PFWA.

The previous season, the Ravens allowed the NFL's second-fewest points per game (18.9), produced the No. 2 third-down defense (34.0%), and registered an NFL-high 25 forced fumbles. The 2019 Ravens produced a franchise-best 14-2 record, winning a second straight AFC North title. Baltimore allowed the NFL's third-fewest points (17.6) and fourth-fewest net yards (300.6) per game.

Outside linebacker Matthew Judon who was selected to two Pro Bowls (2019, 2020) during his tenure with Wilkins in Baltimore.

Wilkins debuted as Baltimore's outside linebackers coach in 2018, when the Ravens had the league's top-ranked defense, allowing 292.9 yards per game. Baltimore also permitted the league's second-fewest points per game (17.9 a game). Wilkins coached outside linebacker Terrell Suggs, who registered 139.0 career sacks (8th in NFL history) and was selected to seven Pro Bowls.

In 2017, Wilkins worked with a defensive unit that led the league in both takeaways (34) and interceptions (22).

During Wilkins' three seasons (2014-16) as a defensive assistant, he was responsible for the weekly production of the defensive playbook, scouting reports, film breakdown and assisting with the development of the defensive line in practice.

Wilkins joined the organization in 2010 as a football video operations intern before becoming a video coordinator in 2012, when the Ravens won the Super Bowl.

Wilkins graduated from the University of Maryland in 2010 with a double major in finance and supply chain management. While attending Maryland, he worked as a student assistant under former Maryland head coach Ralph Friedgen and current Penn State head coach James Franklin.

Wilkins hometown is Doylestown, Pa.. He attended La Salle College High School (Wyndmoor, Pa.), where he graduated in 2006 and earned all-league honors as a senior tight end.

Wilkins was selected to the East-West Shrine Game coaching staff (2017-19, 2022) for displaying extraordinary teaching and communication skills in the coaching profession. He also served as the West squad's defensive coordinator in 2019 and the East squad's defensive coordinator in 2022.

Wilkins and his wife, Nurit, have two sons Benjamin Clarence (5) and Leo Daniel (1), and a daughter, Emily Nina (3), His younger brother, Kevin, is a Giants defensive assistant.

COACHING CAREER

2010-11	Baltimore Ravens	football video operations intern
2012	Baltimore Ravens	football video coordinator
2013	Baltimore Ravens	coaching staff coordinator
2014-16	Baltimore Ravens	defensive assistant
2017	Baltimore Ravens	assistant defensive line
2018-19	Baltimore Ravens	outside linebackers/assistant defensive line
2020-21	Baltimore Ravens	outside linebackers
2022-23	**New York Giants**	**outside linebackers**



Kevin Wilkins is in his second season as a Giants Defensive Assistant working with the inside linebackers. In his first season with the team, the Giants ranked fifth in the NFL in third down defense, fifth in the red zone and eighth in tackling percentage.

Prior to joining the Giants, Wilkins spent seven seasons with the Baltimore Ravens. His first season was 2015, when he began working with Giants defensive coordinator Wink Martindale. The 2023 season will be their ninth season together.

After two seasons as a football video intern, Wilkins spent three seasons as football video operations coordinator and began working on special projects for the Ravens coaching staff. His work there led to Wilkins joining Martindale's staff as a defensive assistant in 2021, when the unit allowed the fewest yards in the NFL.

Before his time in Baltimore, Wilkins spent four years at the University of South Carolina, where he graduated with a degree in business management. While attending school, Wilkins worked as a video assistant under Steve Spurrier. The team won the SEC East for the first time in school history, followed by three consecutive 11-win seasons.

Wilkins is a Doylestown, Pa. native and a graduate of La Salle College High School outside of Philadelphia.

His older brother, Drew, is the Giants' outside linebackers coach.

COACHING CAREER

2015	Baltimore Ravens	video intern
2017-20	Baltimore Ravens	video operations coordinator
2021	Baltimore Ravens	defensive assistant
2022-23	**New York Giants**	**defensive assistant**

NAME	SEASONS	YEARS
Adams, Ernie	1979-81	3
Adams, Mike	2023	1
Anarumo, Lou	2018	1
Anderson, Ryan	2021	1
Austin, Bill	1979-82	4
Baker, Angela	2022-Present	2
Baker, Henry	2019	1
Barnett, Andy	2004-06	3
Belichick, Bill	1979-90	12
Bettcher, James	2018-19	2
Bielema, Bret	2020	1
Bicknell, Jr., Jack	2009-11	3
Bischoff, Andy	2022-Present	2
Blackmon, Don	1993-96	4
Blevins, Anthony	2018-2022	6
Blick, Bobby	2017-20	4
Blount, Carter	2021	1
Brazil, Dave	1992-2003	12
Bresnahan, Tom	1983-84	2
Brown, Rosie	1967-70	4
Brown, Stephen	2020	1
Bruney, Fred	1991-92	2
Burns, Burton	2020-2021	2
Burress, Ben	2019-21, 2023	4
Callaway, Russ	2021	1
Cignetti Jr., Frank	2016-18	2
Colombo, Marc	2020	1
Coughlin, Tom	1988-90	3
Cox, Bryan	2022-Present	2
Crennel, Romeo	1981-92	12
Curtis, Andre	2006-08	3
Daboll, Christian	2023	1
Daniel, James	1993-96	4
Danos, Joe	2013-2019	7
Davis, Billy	2004	1
Dawson, Mike	2019	1
DeBerg, Steve	1995-96	2
DeCamillis, Joe	1993-96	4
DeFilippo, John	2005-06	2
DeGuglielmo, Dave	2004-08	5
Dell Isola, Johnny	1957-59	3
Dooley, Derek	2020-2021	2
Dowhower, Rod	1997-98	2
Dunn, John	1997-2003	7
Egorugwu, John	2022-Present	2
Emanuel, Gary	2018-2019	2
Enis, Hunter	1974-76	3
Erhardt, Ron	1982-91	10
Fassel, Jim	1991-92	2
Faulkiner, Mike	1980	1
Fewell, Perry	2010-14	5
Flaherty, Pat	2004-15	12
Flaherty, Ray	1935	1
Fontes, Len	1983-88	6
Fox, John	1997-2001	5
Fry, Jay	1976-78	3
Galat, Joe	1977-78	2
Garrett, Jason	2020-2021	2
Garrett, Jim	1969-73	5
Gibson, Bob	1977-78	2
Gilbride, Kevin	2004-13	10
Gilbride, Kevin M.	2010-18	8
Gillhamer, Mike	1997-2000	4
Giunta, Peter	2006-14	9
Glick, Fred	1981-82	2
Goode, Kerry	1993-96	4
Graham, Patrick	2016-17, 2020-2021	4
Groh, Al	1989-91	3
Groh, Mike	2022-Present	2
Haluchak, Mike	1997-2000	3
Handley, Ray	1984-90	7
Hawkins, Ralph	1979-80	2
Hazeltine, Matt	1971-73	3
Hecker, Norb	1969-71	3
Heinrich, Don	1961	1
Henderson, Jerome	2020-Present	4
Henry, Adam	2016-18	2
Henshaw, George	1993-96	4
Herrmann, Jim	2009-15	7
Hoaglin, Fred	1985-92	8
Hodgson, Pat	1979-87	9
Holcomb, Al	2009-12	4
Hollern, Ryan	2020-2021	2
Howell, Jim Lee	1951-53	3
Hufnagel, John	2004-06	3
Hunter, Hal	2018-2019	2
Infante, Llndy	1977-78	2
Ingram, Jerald	2004-13	10
Ivy, Frank "Pop"	1965-66, 1971	3
Izzo, Larry	2011-15	5
Jackson, Milt	1997	1
Jones, Amos	2020-2021	2
Johnson, Bobby	2022-Present	2
Johnson, Craig	2014-2019	6
Jones, Christian	2022-Present	2
Kafka, Mike	2022-Present	2
Katcavage, Jim	1969-73	5
Kavanaugh, Ken	1955-70	16
Kitchens, Freddie	2020-2021	2
Knox, Cade	2022-Present	2
Kolman, Ed	1950-56, 1960-65	13
Landry, Tom	1954-59	6
Langsdorf, Danny	2014	1
Leachman, Lamar	1980-89	10
Ledbetter, Bob	1983	1
Leemans, Tuffy	1943-44	2
Leggett, Earl	1993-96	4
Leonard, Rob	2013-19	6
Lewis, Tim	2004-06	3
Lombardi, Vince	1954-58	5
Lord, Bob	1979-82	4
Lynn, Johnnie	1997-2003	7
Mac Duff, Larry	1997-2002	6
Mangurian, Pete	1993-96	4
Marcin, Denny	1997-2003	7
Martindale, Don	2022-Present	2
Massey, Robert	1998	1
Matsko, John	1997-98	2
McAdoo, Ben	2014-15	2
McGaughey, Thomas	2007-10, 2018-Present	10
McGovern, Bill	2016-2019	4
McNally, Jim	1999-2003	5
McVay, John	1976	1
Merritt Sr., David	2004-17	14

NAME	SEASONS	YEARS
Miller, Al	1993-96	4
Milus, Ron	2004-05	2
Modzelewski, Dick	1978	1
Molenda, Bo	1936-40	5
Nixon, Jeff	2023	1
Nolan, Mike	1993-96	4
Nunn, Robert	2010-15	6
Olivadotti, Tom	2000-03	4
Owen, Bill	1941-42, 1945-48	5
Palm, Mike	1941, 1945-47	4
Palmer, Chris	2007-09	3
Palmieri, Jerry	2004-15	12
Parcells, Bill	1979, 1981-82	3
Parker, Johnny	1984-92	9
Patera, Jack	1967	1
Patterson, Andre	2022-Present	2
Patton, Jimmy	1962-64	3
Paul, Markus	2007-18	11
Payton, Sean	1999-2002	4
Peters, Floyd	1974-75	2
Plumb, Ted	1974-76	3
Pollard, Don "Deek"	1979-80	2
Pope, Michael	1983-91, 2000-13	23
Priefer, Mike	2003-05	3
Pruitt, Jeremy	2021	1
Quinn, Tom	2006-2021	16
Read, Bruce	2002-03	2
Rehbein, Dick	1992-99	8
Rhule, Matt	2012	1
Robertson, Jay	2000-03	4
Robinson, Jimmy	1998-2003	6
Robustelli, Andy	1962-64	3
Roeder, Ryan	2013-2019	7
Rote, Kyle	1962-63	2
Ruel, Pat	2004	1
Rust, Rod	1992, 2002-03	3
Rutledge, Ed	1974-76	3
Ryan, Sean	2007-15	9
Sale, Rob	2021	1
Schnall, Steve	1983-84	2
Schonert, Turk	2003	1
Schottenheimer, Marty	1975-77	3
Schuplinski, Jerry	2020-2021	2
Scott, Tom	1965-66	2
Sefcik, George	1991-96	6
Shaffer, Leland	1944	1
Sheridan, Bill	2005-09	5
Sherman, Allie	1949-53, 1959-60	7
Sherrer, Kevin	2020-2021	2
Shula, Mike	2018-2019	2
Skipper, Jim	1997-2000	4
Smith, Chris	2023	1
Smith, DeAndre	2022	1
Smith, Richard "Red"	1944-49	6
Solari, Mike	2016-17	2
Spagnuolo, Steve	2007-08, 2015-17	5
Sparano Jr., Tony	2022	1
Spencer, Sean	2020-2021	2
Stanley, Jim	1979	1
Stoddard, Craig	1997-2003	7
Strong, Ken	1940, 1961-65	6
Studesville, Eric	2001-03	3
Stukes, Dwayne	2016-17	2
Sullivan, Mike	2004-11, 2015-17	11
Svare, Harland	1960-61, 1967-68	4
Sweatman, Mike	1985-92, 2004-06	11
Swiacki, Bill	1954	1
Symank, John	1974-78	5
Thomas, Stephen	2023	1
Tierney, Shea	2022-Present	2
Tittle, Y.A.	1969-73	5
Tolbert, Tyke	2018-2021	4
Townsend, Deshea	2018	1
Treier, Mike	2020-Present	4
Trimble, Jim	1967-68	2
Trott, Bobby	1991-92	2
Tunnell, Emlen	1963-73	11
VonAppen, Fred	2001	1
Walker, DeWayne	2002-03	2
Walton, Joe	1969-73	5
Walton, Tim	2015-17	3
Wampfler, Jerry	1978	1
Waufle, Mike	2004-09	6
Webb, Allan	1974-78	5
Webster, Alex	1967	1
Weis, Charlie	1990-92	3
Wellman, Aaron	2016-2019	4
Wells, Lunda	2012-2019	8
Wietecha, Ray	1972-76	5
Wilkerson, Ben	2018-2021	4
Wilkins, Drew	2022-Present	2
Wilkins, Kevin	2022-Present	2
Williams, Jim	1979-81	3
Williams, Nick	2020-2022	3
Withers, Everett	2019	1
Wright, Harry	1964-66	3
Wright, Jody	2020-21	2
Yaralian, Zaven	1993-96	4
Young, Laura	2022-Present	2



Brandon Brown is in his second season as the Giants' assistant general manager. He is the top associate of general manger Joe Schoen.

Brown, 35, was instrumental in the 2022 roster renovation that enabled the Giants to finished 9-7-1 and earned their first postseason berth in six years.

Prior to joining the Giants last year, Brown spent five seasons with the Philadelphia Eagles. He was promoted to the team's director of player personnel in 2021. In that role, Brown oversaw the Eagles' pro scouting department and did crossover work on the college scouting side.

Brown joined the Eagles in 2017 and was the assistant director of pro scouting in his first two seasons with the team. In 2019, he was promoted to the director of pro scouting, a position he also held for two years.

Before his tenure with the Eagles, Brown spent two seasons with the Indianapolis Colts as an advance scout (2016) and scouting assistant (2015).

He joined the Colts after spending two years at Boston College, first as a recruiting specialist (2013) and then as the assistant director of player personnel (2014).

In 2012, Brown was a pro personnel intern in the Jets' training camp.

A four-year letterman as a defensive back at Fordham University, Brown earned his bachelor's degree in business administration with a dual concentration in entrepreneurship and communications media management. In addition, Brown was a two-time all-Patriot League academic selection.

After graduating from Fordham in 2010, Brown earned a Juris Doctor degree from Barry University Law School in Orlando, Fla.

While pursuing his law degree at Barry, Brown worked as athletic compliance graduate assistant/football support at the University of Central Florida, where he was named lead articles editor of the Earth Jurisprudence and Environmental Justice Law Journal and was a member of the Black Law Student Association and Sports Law Society.

Brown is a native of Glen Cove, N.Y., on Long Island. He attended St. Anthony's High School in South Huntington, where he was a Sports Illustrated Northeast All-American in 2003 and was named to Prepstar Magazine's All-Region team and the NY Daily News' All-Suburban team.

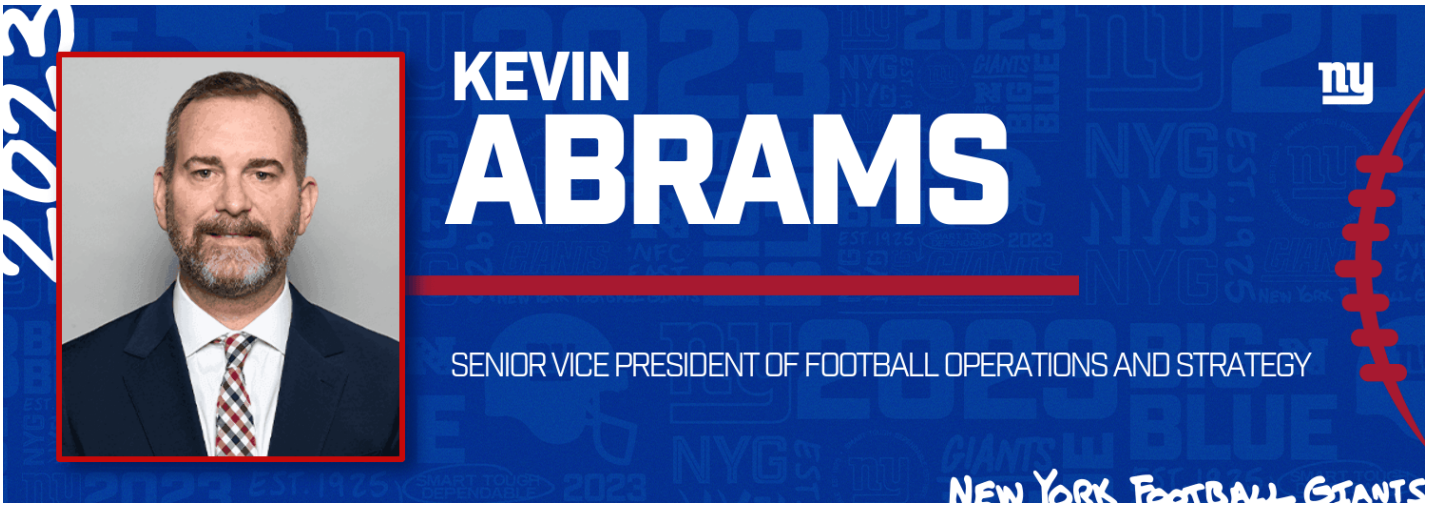

Kevin Abrams is in his 25th season with the Giants and his second as the team's senior vice president of football operations & strategy. Abrams was the Giants' assistant general manager for 20 years and was also the team's vice president of football operations for four years. He was the Giants' salary cap analyst in his first three years with the franchise.

Abrams is responsible for strategic planning related to football operations, data and innovation, managing the salary cap, negotiating player contracts, compliance with the NFL's collective bargaining agreement and works closely with the college scouting and pro personnel departments.

In July of 1999, Abrams was hired to fill the newly created position of salary cap analyst. He came to the Giants from the NFL Management Council, where he helped to monitor the league-wide salary cap and analyzed all new player contracts with respect to the collective bargaining agreement. Prior to working at the Management Council, Abrams completed internships and graduate work in player personnel, recruiting, public relations and corporate relations with the Washington Commanders, the Ohio University football program, the Buffalo Bills and the London Monarchs.

Abrams was raised in Toronto, Canada. He completed his undergraduate degree at the University of Western Ontario and earned his master's degree in sports administration from Ohio University.

Kevin and his wife, Sarah-Jane, live in New York City with their three children, Joseph, Grace and Cormac.



Tim McDonnell is in his 11th season with the Giants and his third as the team's director of player personnel.

He was the assistant director of player personnel in 2019-20 before assuming his current position in 2021.

McDonnell joined the Giants in 2013 and spent his first six years with the organization as a pro scout.

In his current role, McDonnell works closely with senior vice president and general manager Joe Schoen, and assistant general manager Brandon Brown in overseeing all aspects of the player personnel department.

Prior to joining the Giants, McDonnell worked for eight years in the Notre Dame football program in a variety of roles, the last six as the director of player personnel/director of football personnel, a role in which he organized and administered the Irish recruiting efforts. McDonnell also served as a liaison between the Irish and NFL personnel, helped coordinate the walk-on program, and assisted in managing the roster under coaches Charlie Weis and Brian Kelly.

McDonnell is a 2005 graduate of the College of the Holy Cross in Worcester, Mass., and a three-year football letterman as a receiver. He was the inaugural recipient of the Daniel Allen Sportsmanship Award in 2005, presented to the Holy Cross varsity athlete who best exemplifies the qualities of sportsmanship that coach Daniel Allen exhibited throughout his life. He also received the 2004 Unsung Hero Award as the player who supported the team spiritually, emotionally and physically for the good of the team.

A native of Harrison, N.Y., McDonnell graduated from Iona Prep before starting his collegiate career at Holy Cross. McDonnell is the grandson of Wellington Mara, the Giants' late and much-loved former president and a Pro Football Hall of Famer, and the late Ann Mara.

McDonnell is married to the former Marisa Meister. The couple has four young sons, Jack, Conor, Timothy, and Wellington ("Wells").



Dennis Hickey, a former Miami Dolphins general manager, is in his second season as the Giants' assistant director of player personnel.

Prior to joining the Giants, Hickey spent five years working for the Buffalo Bills. His tenure mirrored Giants general manager Joe Schoen's time with the team. Hickey was the Bills' senior college scout in 2017-18 before being promoted to senior national scout in his third year with the team. Schoen and Hickey first worked together in 2014-15, when Hickey was the Dolphins' general manager and Schoen was the team's director of player personnel.

During Hickey's term in Buffalo, the Bills drafted numerous players who helped them earn four postseason berths in five seasons, including the AFC East titles in his final two seasons. That group included quarterback Josh Allen, linebacker Tremaine Edwards, running back Devin Singletary, wide receiver Gabe Davis, tight end Dawson Knox, defensive tackle Ed Oliver, and cornerback TreDavious White and Taron Johnson.

In Miami, Hickey was responsible for the Dolphins' football operations and administration, including directing the college and pro personnel departments. He directed all scouting efforts involving the college draft, free agency, the Canadian Football League, and personnel of the other 31 NFL teams.

During Super Bowl week in 2015, Hickey was one of the recipients of the inaugural Steinberg-DeNicola Awards for Humanitarian Service. The awards recognize an owner, executive, coach, and a player who support their community through service and charitable actions. Hickey regularly assisted with Special Olympics programs throughout the Miami-Dade County area as part of his Hickey's Heroes Foundation.

Hickey joined the Dolphins after spending 18 years with the Tampa Bay Buccaneers, including three seasons (2011-13) as the team's director of player personnel. From 2004-10, he was the team's director of college scouting.

Hickey was the Buccaneers' pro personnel assistant in 1996-97. He then spent six seasons as a college scout with the team. Hickey was a member of the Buccaneers' first Super Bowl championship team in 2002, a 48-21 victory against Oakland in Super Bowl XXXVII

In 1994-95, Hickey was the defensive backs coach for Blinn Junior College in Brenham, Texas.

Hickey began his collegiate career as a safety at Coffeyville Community College in Coffeyville, Kansas, where he played on a junior college national championship team and was a captain and an academic All-American. He then transferred to the University of Tulsa, where he was a three-year starter at safety. Hickey graduated from Tulsa with a degree in history/education and later earned a master's degree in educational administration from Prairie View A&M University

Hickey and his wife, Stephanie, have one daughter, Breanna, and one son, Barrett.



Chris Rossetti is in his second season as the Giants' director of pro scouting.

Prior to assuming his present position, Rossetti spent the previous seven seasons with the Miami Dolphins, the first two (2015-16) working with Giants' senior vice president and general manager Joe Schoen.

In this role, Rossetti works closely with Schoen, assistant general manager Brandon Brown, and director of player personnel Tim McDonnell to continually upgrade the roster through free agent acquisitions, trades, waiver claims and practice squad signings. He aids coach Brian Daboll and the coaching staff for each game's opponents by creating advance scouting reports during the season.

Rossetti is responsible for overseeing the team's pro scouting efforts, which include player evaluations, managing depth charts, organizing tryouts and monitoring transactions around the NFL as well as other professional leagues. Rossetti collaborates with both analytics and football administration to determine player value in the marketplace heading into the free agency period.

In 2021, Rossetti was the Dolphins' assistant director of pro scouting. In that role, he evaluated players throughout the NFL as it pertained to free agency, preseason, team advances, trades, practice squads and the waiver wire. Rossetti also evaluated other professional leagues & worked alongside the analytics department to produce an advance scouting report to prep the coaching staff for upcoming games.

Rossetti joined the Dolphins as a pro personnel assistant in 2015 and spent five seasons (2016-20) as a pro scout for the team.

Prior to Miami, Rossetti spent three seasons (2012-14) in the CFL with the Toronto Argonauts' player personnel department. He initially began as a scouting assistant in 2012 where he was a member of the 100th Grey Cup championship team. He was then promoted to player personnel assistant the following year before serving as the director of player personnel in 2014 at the age of 24.

Rossetti is a Mississauga, Ontario (Canada) native. He was a two-year starter as a quarterback at the University of Guelph (Ontario), graduating in 2012 with an honors degree in history. He and his wife, Alex, have two daughters, Hailey and Sophia.



Ryan Cowden is in his first season with the Giants as the organization's executive advisor to general manager Joe Schoen. Cowden and Schoen worked together with the Carolina Panthers from 2000-07.

Cowden, who is in his 24th NFL season, spent the previous seven years with the Tennessee Titans, including the last five as vice president of player personnel. He originally joined the Titans in 2016, as the director of player personnel.

In his role as vice president of player personnel, Cowden oversaw all areas of Tennessee's scouting department, both college and pro, including advance scouting, free agency preparation, and evaluation of players in the NFL and all other professional leagues. He also assisted with college scouting and preparation for the NFL Draft.

Cowden joined the Titans after 16 years with the Panthers. In Carolina, Cowden last had the title of assistant director of college scouting, a position he held for two years. Prior to that role, he served as the team's national scout/senior college scout for two years (2012-14) and was a national scout from 2008-12.

Cowden originally joined the Panthers as a scouting assistant in 2000. He became an area scout in 2001 and was responsible for the southeast area from 2001-07. During his time in Carolina, the franchise won two NFC titles, five division crowns and advanced to the playoffs six times.

Cowden and his wife, Dana, have a son, Noah, and a daughter, London.



Blaise Bell is in his first season as a Giants area scout and his fifth year with the organization.

Bell was the Giants' scout in the BLESTO scouting combine the three previous three seasons.

He first worked with the Giants as a pro personnel intern during the 2019 season.

Prior to joining the Giants, Bell spent five years at College of the Holy Cross, where he earned a Bachelor of Arts degree in psychology. After redshirting his freshman year, he was a four-year letterman on the Crusaders' football team. Bell was a team captain his senior year and a two-time All-Patriot League wide receiver.

A native of Houston, Bell graduated from Metea Valley High School in Aurora, Illinois in 2014.



Jeremy Breit is in his 19th year in the NFL and 18th season with the Giants. The 2023 season is his 13th on the college scouting staff and sixth as a national/regional scout following seven years as an area scout. Breit previously served in the Giants' pro personnel department, including two years as a pro scout. His primary responsibilities included assisting the coaching staff in scouting the Giants' upcoming opponents, as well as evaluating potential free agents.

Breit began his career as a pro scouting intern with the Houston Texans in 2005.

A graduate of the University of Tennessee, Breit assisted the director of football operations for both the 2002 and 2003 seasons in Knoxville. He has also earned an MBA from Dowling College.

Breit, a native of West Islip, N.Y., resides in Nashville, Tenn.



Hannah Burnett is in her fourth season as a Giants area scout.

Prior to joining the Giants, Burnett worked for the Atlanta Falcons from November 2018 until June 2020, first as a scouting coordinator and then as a scouting assistant.

As a coordinator, Burnett worked as the liaison between the Falcons, players, agents, and schools to schedule workouts and managed the logistics of player on-boarding. She assisted the scouts with travel coordination, pro-scout advance, and updated club databases as needed while also handling scouting assistant responsibilities. Those duties included watching college film, creating POA cutups and evaluating practice film. Other responsibilities included attending bowl games and the NFL Scouting Combine.

Burnett joined the Falcons after working as a player personnel assistant at the NFL office in New York. She also has experience as a sports marketing intern at the University of Massachusetts-Amherst and an event operations intern with the Buffalo Bills.

In 2020, Burnett was named a Scott Pioli & Family Fund recipient, an annual grant that aims to promote the development, education and training on aspiring female football coaches and scouts.

A graduate of UMass-Amherst, Burnett played Division 1 lacrosse and served as captain of the team. She served on the Student-Athlete Advisory Committee (SAAC) and was a member of the Atlantic-10 Conference Commissioners Honor Roll. Burnett was a two-time all-region player, two-time all-conference player and three-time conference champion. She holds the record at UMass for most points in a game (10). Burnett was a member of the Chi Alpha Sigma National College Athlete Honor Society, the National Society of Leadership and Success, and received the UMass Student Athlete Excellence in Leadership Award.

She had a sports management and marketing double major.

Burnett is a graduate of Huntington High School on Long Island, where she played varsity lacrosse, soccer and basketball. She was a captain of both the lacrosse and soccer teams. Burnett was a US Lacrosse Academic All American and three-time all-county player in both lacrosse and soccer. Burnett also received the Huntington Lacrosse Alumni Award.

She is daughter of Carly and Matthew Burnett and has a sister, Molly.



Marcus Cooper is in his first season as a national scout for the Giants and his sixth year with the organization.

Cooper spent the previous five years as the team's area scout in the southeast.

Prior to joining the Giants, Cooper spent seven seasons with the Buffalo Bills. In 2017, he was the Bills' scout in the BLESTO Scouting Combine. Cooper was a college area scout focusing on the northeast for Buffalo from 2015-16. In his first four seasons with Buffalo, Cooper was a player personnel assistant (2013-14) and personnel intern (2011-12), providing support to all levels of scouting and player engagement departments.

Before his tenure with the Bills, Cooper was a defensive graduate assistant at Alcorn State University.

Cooper finished his playing career in 2008 as a starting linebacker for the Alcorn State Braves, earning letters in 2007-08. He joined Alcorn from Copiah-Lincoln Community College, where he helped lead the Wolves to the 2006 Golden Isle Bowl Classic Championship, and a No. 6 ranking in the final NJCAA Poll.

Cooper graduated from Alcorn State in 2009 with a bachelor's degree in business administration. The following year, he earned a master's degree in secondary education guidance counseling. A Mississippi native, Cooper played fullback and linebacker at Laurel High School.

Cooper and his wife, Deanna, have a son, Rylan, and a daughter, Amaya.



Mike Derice is in his second season with the Giants as a national scout.

Prior to joining the Giants in 2022, Derice spent 10 years with the Indianapolis Colts, including nine as an area scout with a focus on the Northeast region.

He began his tenure in Indianapolis as a scouting assistant in 2012.

Derice previously worked at his alma mater, Stony Brook University, first as special assistant to the athletics director (2008-09) and then as director of football operations (2009-2012).

Derice played cornerback for the Seawolves prior to graduating with a bachelor's degree in health care management.

He is a native of Brooklyn, N.Y. and attended Brooklyn Tech High School, where he played quarterback, wide receiver and cornerback.
Derice resides on Long Island with his wife, Soleil, and children Brielle (6) and Michael, Jr (3).



Scott Hamel is in his second season as a Giants area scout and his first covering the Southeast. Last year, he was responsible for the Southwest region.

Hamel joined the Giants in 2022 after a seven-year stint with the Chicago Bears, for whom he was first an NFS (combine) scout and then an area scout in the Midwest (2017-20) and Southeast (2021).

Hamel previously spent four years at Northwestern University, first as an offensive quality control coach, then as a graduate assistant working with the wide receivers and offensive line and lastly as the assistant director of player personnel.

Hamel was a walk-on running back/fullback at the University of Michigan. He graduated with a bachelor's degree in sport management in 2006 and then worked in finance in Chicago until 2011. Hamel earned an MBA from DePaul University in 2011 and a master's degree in liberal studies from Northwestern in 2014.

Hamel was an all-state running back and linebacker at Rye High School in Westchester County, N.Y. He and his wife, Lizzie, have two daughters, Molly (4) and Annie (2).



Patrick Hanscomb is in his sixth season as an area scout after spending the previous 10 years
in the Giants' pro personnel department. Hanscomb now focuses on scouting college players, primarily in the Mid-Atlantic states.

Hanscomb served as the season-long pro personnel intern in his first two years with the Giants and joined the organization as a full-time employee in the spring of 2011. During his tenure in pro personnel, his primary responsibilities included evaluation of unrestricted free agents, the Canadian and Arena football leagues, practice squad players and the advance scouting of Giants opponents.

Prior to joining the organization, Hanscomb worked as an administrative assistant for the Orlando Predators of the Arena Football League.

Hanscomb was a two-sport athlete at SUNY Brockport, where he earned a bachelor's degree in sports management.

Hanscomb and his wife, Marie, have two sons, William Leif and Jackson James.



Ryan Hollern is in his 14th season in the NFL, his fourth with the Giants and his second as the team's college scouting coordinator, a position he previously held with the Buffalo Bills.

His primary responsibilities include maintaining the day-to-day operations of the club's college scouting department regarding scouts' scheduling, processing, and organizing the information gathered on draft-eligible players and maintaining a computer database of scouting reports.

Hollern served as the Giants' chief of staff in 2020-21, when he was the head coach's top assistant and was involved in every aspect of the football operations, on and off the field.

Hollern spent the 2019 season with the Cleveland Browns as the assistant to head coach Freddie Kitchens.

Prior to joining the Browns, Hollern was the director of football operations for the Salt Lake City Stallions of the former Alliance of American Football League. He oversaw all logistical functions of the club and was the liaison between the front office and all internal departments.

Hollern has spent most of his NFL career in scouting. From 2009-12, he was the New Orleans Saints' combine scout. Hollern was promoted to northeast area scout in 2012, where he stayed until 2015. In 2016-17, he was the Bills' college scouting coordinator.

Hollern began his career as Mississippi State's coordinator of recruiting operations from 2006-09.

The Indiana, Pa. native earned his bachelor's degree in psychology in 2001 from Gannon University, where he played quarterback for two seasons. Hollern also has a master's degree in sports administration from Mississippi.

He and his wife, Keely, have a son, Porter, and a daughter, Bennett. They also have a dog, Murphy.



Marquis Pendleton is in his ninth season with the Giants and his first as a pro scout.

He spent the previous three seasons as an area scout for the team after serving four years as the Giants' scout in the BLESTO scouting combine.

Pendleton first worked with the Giants as a public relations intern in training camp in 2014. The following year, he was a full-season pro personnel intern.

Prior to joining the Giants, Pendleton spent four years at the University of Massachusetts, Amherst, where he earned a Bachelor of Science degree in sport management, and bachelor of business administration degree in marketing. At UMass, Pendleton worked for three years as a football operations assistant in recruiting, scouting, and game day operations.

A native of Hackensack, N.J., Pendleton was a 2011 graduate of Hackensack High School, where he played football for three years.



Brendan Prophett is in his fifth season as a member of the Giants' college scouting staff.

Before joining the organization in 2019, Prophett spent three seasons as the Detroit Lions' director of pro scouting. In 2015, he was an area scout for the New Orleans Saints.

Prior to his time in New Orleans, Prophett was a member of the Jets' personnel staff for 15 years. From 2007-14, he was the team's director of pro personnel. He joined the organization as a college scouting intern in 2000 and served in several roles, including assistant director of pro scouting. Prophett also interned with the NFL Management Council in 2000.

Prophett first worked in the NFL in 1999 as a pro personnel intern with the Giants.

Prophett was a four-year starter and three-time all-conference selection wide receiver at the College of New Jersey after transferring from the University of Maine. Prophett played professionally in Germany in 1998 before spending time in the Arena Football League with the Orlando Predators and Augusta Stallions (AF2) from 1999-2000.

The Bridgewater, Mass., native earned a bachelor's degree in economics from the College of New Jersey



Jeremiah Davis is in his 36th year as a member of the Giants organization, his 34th as a full-time member of the team's scouting department, and his 16th as an executive scout.

He joined the Giants in 1988 as a part-time scout after a career as a collegiate coach. Two years later, Davis became a full-time Giants scout.

Davis began his collegiate football career at Washington State University before receiving a bachelor's degree in criminal law from the University of Wyoming in 1978. He earned a master's degree in sports administration from Grambling State University in 1981. Davis graduated from Montclair (N.J.) High School, which is located about 20 minutes from the Giants' headquarters.

Davis began his college coaching career as a graduate assistant and strength coach at Wyoming and served in the same capacity at the University of Washington and at Grambling, where he also worked with the linebackers. He then moved to the University of Northern Iowa and the University of Central Florida as an assistant coach, followed by a stint as a recruiter at Purdue University in 1985. Davis was also an assistant coach and recruiting coordinator for two years at the University of Tennessee-Martin.

Davis is married to the former Marie-Line Jasor. They have a son, Jeremiah Pascal Emanuel Davis, and a daughter, Chloe Marie Eulalie Catherine Davis.



Nicholas La Testa is in his seventh season with the Giants, and his sixth as a pro scout. He was a pro personnel assistant in his first season with the team in 2017.

La Testa first worked with the Giants as a pro personnel training camp intern in 2015. The following season, he was a pro personnel intern.

Prior to joining the Giants, La Testa worked as a player personnel assistant for Rutgers' football program in the 2015 season.

La Testa earned a bachelor's degree in political science from Yale University in 2015. He was a four-year varsity letterman on the Bulldogs' football team. La Testa was the recipient of the Every Play Every Day Award, presented to the player who best demonstrates accountability to his teammates both on and off the field.

A native of Wood-Ridge, N.J., La Testa was a 2011 graduate of Bergen Catholic High School in Oradell, N.J., where he was the captain of the football team.

La Testa and his wife, Danielle, have an infant daughter, Juliette.



Corey Lockett is in his fifth season as a pro scout with the Giants. He was pro personnel intern with the team in 2017 and 2018.

Prior to joining the Giants, Lockett was a volunteer coach for the Mercer University football team in the spring of 2017.

Lockett earned a bachelor's degree in business administration from Mercer in 2016. An outside linebacker, he was a four-year varsity letterman on the Bears' football team, and a team captain during the 2013 and 2014 seasons.

Lockett is a native of Warner Robins, Ga., where he graduated from Northside High School in 2012.



Justin Markus is in his first season as the Giants' scout in the BLESTO Scouting Combine.

Markus was a scouting assistant for the Giants in 2022. The previous season, he was the coaches' video intern for the Jets. In 2020, Markus was a recruiting assistant at Rice University.

Markus was a member of the football team at Butler University from 2015-2019. Initially recruited as a cornerback, he also played safety and linebacker before finishing his collegiate career as a defensive end.

He graduated from Butler with a Bachelor of Science degree in finance and marketing.

A native of New Lenox, Ill., Markus played football at Lincoln-Way Central High School.

NEW YORK FOOTBALL GIANTS

2023 EMPLOYEE PICTURE DIRECTORY

OWNERSHIP



John K. Mara, Esq.
President & Chief
Executive Officer



Steve Tisch
Executive Vice
President & Chairman



Jonathan Tisch
Treasurer



Chris Mara
Senior Player
Personnel Executive



Laurie Tisch
Board Director



Susan McDonnell
Board Director

ASSISTANTS TO OWNERSHIP



Ann Durante
Assistant to President
& CEO



Nicole Covello
Assistant to President
& CEO



Lacy Boughn
Assistant to Chairman
& EVP

FOOTBALL OPERATIONS



Joe Schoen
Senior Vice President & General Manager



Brandon Brown
Assistant General Manager



Kevin Abrams
Senior Vice President of Football Operations & Strategy



Ryan Cowden
Executive Advisor to the General Manager



Jessie Armstead
Special Assistant to the General Manager



Ty Siam
Director of Football Data & Innovation



Ed Triggs
Director of Football Operations



Matt Dodson
Scouting Research Analyst



Clark Ewen
Football Data & Innovation Analyst



Courtney Kennedy
Football Data & Innovation Coordinator



Max Kirin
Football Data & Systems Coordinator



Varun Ravishanker
Football Systems Developer



Charles Tisch
Football Operations Assistant



Carmen Pizzano
Assistant Video Director



Stephen Venditti
Assistant Video Director

COACHING STAFF



Brian Daboll
Head Coach



Mike Kafka
Offensive Coordinator



Don "Wink" Martindale
Defensive Coordinator



Thomas McGaughey
Special Teams Coordinator



Laura Young
Director of Coaching Operations



Mike Adams
Special Teams Assistant



Angela Baker
Offensive Assistant



Andy Bischoff
Tight Ends



Ben Burress
Defensive Assistant



Bryan Cox
Assistant Defensive Line



Christian Daboll
Offensive Assistant



John Egorugwu
Inside Linebackers



Mike Groh
Wide Receivers



Jerome Henderson
Defensive Backs



Bobby Johnson
Offensive Line



Christian Jones
Assistant Quarterbacks



Cade Knox
Offensive Assistant & Game Management



Jeff Nixon
Running Backs



Andre Patterson
Defensive Line



Chris Smith
Assistant Offensive Line



Stephen Thomas
Assistant Special Teams



Shea Tierney
Quarterbacks



Michael Treier
Safeties



Drew Wilkins
Outside Linebackers



Kevin Wilkins
Defensive Assistant

PLAYER PERSONNEL & SCOUTING



Tim McDonnell
Director of Player Personnel



Chris Rossetti
Director of Pro Scouting



Dennis Hickey
Assistant Director of Player Personnel



Ryan Hollern
College Scouting Coordinator



Jeremy Breit
National Scout



Marcus Cooper
National Scout



Mike Derice
National Scout



Jeremiah Davis
Pro Personnel Executive Scout



Nick LaTesta
Pro Scout



Corey Lockett
Pro Scout



Marquis Pendleton
Pro Scout



Blaise Bell
College Area Scout



Hannah Burnett
College Area Scout



Scott Hamel
College Area Scout



Patrick Hanscomb
College Area Scout



Brendan Prophett
College Area Scout



Justin Markus
College BLESTO Scout



Rita Giordanetti
Assistant to General Manager/Scouting



Andrea Wagner
Pro Personnel Assistant



Louis Anarumo
Scouting Assistant



Jared Osumah
Scouting Assistant



Isaiah Wingfield
Scouting Assistant

MEDICAL SERVICES & TRAINING



Ronnie Barnes
Senior Vice President Medical Services & Head Athletic Trainer



Steve Kennelly
Assistant Head Athletic Trainer



Leigh Weiss
Physical Therapist & Director of Rehabilitation



Dr. Lani Lawrence
Director of Wellness & Clinical Services



Justin Maher
Physical Therapist & Assistant Athletic Trainer



Michael Baum
Assistant Athletic Trainer



Phil Buzzerio
Assistant Athletic Trainer

STRENGTH & CONDITIONING / PERFORMANCE



Craig Fitzgerald
Director of Strength and Performance



Steve Smith
Director of Sports and Performance Nutrition



Sam Coad
Director of Performance/ Assistant Strength and Conditioning Coach



Mark Loecher
Assistant Strength and Conditioning Coach



Drew Wilson
Assistant Strength and Conditioning Coach



Steve Tatekawa
Assistant Strength and Conditioning Coach

PLAYER ENGAGEMENT



Ashley Lynn
Director of Player Engagement



Brandon Harlin
Player Engagement Coordinator

TEAM OPERATIONS



Jerry Meade
Senior Vice President & Chief Security Officer



Jim Phelan
Vice President of Team Operations



Jeff Conroy
Director of Team Operations



Michael Keating
Security Supervisor



Jim Ryan
Team Security Coordinator



Vinny Byron
Team Security



Mike Murphy
Team Security

EQUIPMENT

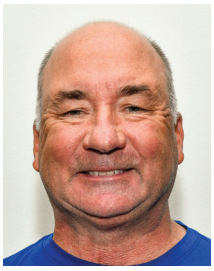

Jackie Miles
Head Equipment Manager



Tim Slaman
Assistant Equipment Manager



Chris Pridy
Assistant Equipment Manager



Terry Mansfield
Field Security Manager



Harrison Eisen
Equipment Room Assistant



Pat Haggerty
Equipment Room Assistant



Ben Holt
Equipment Room Assistant



Kyle Lynch
Equipment Room Assistant

FACILITY MANAGEMENT



Victor McLoughlin
Facilities Project Manager



Daniel Bornschein
Facilities Supervisor



Jackie Lepow
Facilities Administrator



Rob Davis
Head Groundskeeper



Bobby Blake
Assistant Groundskeeper



Jose Garcia
Facilities

BUSINESS INTELLIGENCE



Russell Scibetti
Vice President, Strategy & Business Intelligence



Kelly Foye
Director, CRM & Database Strategy



Patrick Yue
Business Intelligence Analyst



Samantha Santiago
CRM and Email Coordinator

COMMUNICATIONS



Pat Hanlon
Senior Vice President of Communications



Jennifer Escalante
Vice President of Strategic Communications



Dion Dargin
Senior Director of Football Communications



Maddi Harris
Communications Coordinator

COMMUNITY RELATIONS



Frank Mara
Vice President of Community Relations



Allison Stangeby
Vice President of Community & Corporate Relations



Ethan Medley
Director of Community Relations & Youth Football



Joann Lamneck
Director of Community & Alumni Relations



Alyssa Lang
Managing Director, Corporate Giving



Tara Belinsky
Community & Youth Football Manager

CORPORATE PARTNERSHIPS



Jessica Slenker
Senior Vice President,
Corporate Partnerships



Chris Robertson
Director,
Corporate Partnership
Operations



Katie Carew
Director,
Corporate Partnerships



Stephen Fiorella
Director,
Corporate Partnerships



Mark Gennarelli
Director,
Corporate Partnerships



Mike Decina
Director,
Partnership Activation



Julia Murphy
Director,
Partnership Activation



Amanda DiPane
Senior Manager,
Partnership Activation



Sarita Borojevic
Manager,
Partnership Activation



Alex Casola
Manager,
Partnership Activation



Conor Mara
Account Executive,
Corporate Partnerships



Caleb Sink
Senior Coordinator,
Partnership Activation

FINANCE



Christine Procops
Senior Vice President & Chief Financial Officer



Steve Hamrahi
Senior Vice President, Finance & Accounting



Mike Feeley
Controller, Operations



Allison Reed
Controller, Facilities



Amanda Snyder
Director of Payroll & Benefits



Spencer Parcel
Senior Manager, Financial Reporting



Chris DeFlora
Senior Manager, Financial Operations



Michelle McCabe-Christensen
Senior Accounts Payable Analyst



Reinard Cantada
Staff Accountant

HUMAN RESOURCES



Celeste Bell
Senior Vice President of Human Resources & Diversity Equity and Inclusion

INFORMATION TECHNOLOGY



Justin Warren
Vice President, Information Technology



Julie Glisky
Director of IT - Applications & Development



Lamont McCormick
Systems Administrator



Nick Ogola
Senior Developer



Leslie Garcia
IT Help Desk Support



Andrew Nawolski
IT Help Desk Support



Andrew Sanchez
IT Help Desk Support

LEGAL



Rich Hernandez, Esq.
Senior Vice President & General Counsel



Debra Agosta
Vice President of Legal Services



Corrin Martin
Legal & Marketing Department Coordinator

MARKETING



Pete Guelli
Chief Business Officer



Nilay Shah
Senior Vice President, Marketing & Brand Strategy



Don Sperling
Vice President & Executive Producer



Christine Baluyot
Vice President, Production & Events



David Dominik
Director, Digital Platforms



Michael Becton
Director, Cinematography & Football Content



Doug Murphy
Creative & Brand Director



Matthew Swensen
Creative & Photography Director



Carey Bald
Director, Events & Fan Engagement



Michael Eisen
Giants.com Senior Writer/Editor



John Schmeelk
Senior Manager, Editorial and Audio Content



Jed Empleo
Senior Graphic Designer



Dan Salomone
Managing Editor, Giants.com



Marissa Soto
Manager, Integrated Marketing



Emma Kaptein
Manager, Social Media



Natalie Wizel
Content Producer



Charles Erdmann
Video Producer/Editor



Cristina Sinofsky
Social Media Coordinator



Matt Citak
Digital Media Coordinator



Christian Breslin
Graphic Designer



Sydney Gahwyler
Coordinator, Production & Events



Cameron Brady
Graphic Design Coordinator

TALENT


Carl Banks


Madelyn Burke


Jonathan Cassillas


Howard Cross


Victor Cruz


Paul Dottino


Brandon London


Lance Meadow


Shaun O'Hara


Bob Papa


Amani Toomer

TICKET OFFICE


Amy Matlins
Director of Ticketing


Amanda Ferris
Assistant Director, Ticket Operations


Chris Gorman
Manager of Ticket Operations


Kathleen Collins
Ticket Operations Representative

GIANTS STADIUM LLC



Kevin Frattura
Vice President,
Sales & Service



Christie Landi
Vice President of
Premium Sales



Brian Kelly
Senior Director,
Client Services



Dan Mucha
Senior Manager,
Client Services



Arianna Thompson
Senior Manager,
Client Services



Courtney Considine
Manager,
Suite Services



Timothy Maldonado
Manager,
Ticket Sales



Adam Lorber
Manager,
Premium Sales



Cameron Nichols
Manager,
Premium Sales



Anthony Pillari
Manager,
Premium Sales



Keith Quarta
Manager,
Premium Sales



Brian Frankel
Senior Account
Executive



Lindsay Rosenberg
Senior Account
Executive



Anthony Castaneda
Account Executive



Richard Ermeus
Account Executive



Carlee Stetson
Account Executive



Jaida Schettino
Coordinator,
Suite Services



Denise Barnes
Coordinator,
Client Services



Maggie Lafemina
Coordinator,
Client Services



Brian Polanco
Coordinator,
Client Services

SECURITY


Alexandra Arnold


Bob Bais


Dana Borzomati


Frank Brenniser


Joseph Bufi


Craig Burns


Peter Charles


Kevin Farrell


Vere Hooper


Tyrone Jackson


Lenny Jackson


AJ Licameli


Mike Luna


Brandon Mendez


Anthony Molinaro


Brayan Nunez


Elijah Robles


George Schmidt


Wayne Stine


Erik Tavares



Angelo Basilone



David Santos



Danielle Barone



Juan Heshiki



Atalino "Tal" Moody



Gabriel Headley



Jade Gomez



Tyler Ross



Ceana Mesa



EJ Brown

FACILITIES SUPPORT



Anthony Robertson
Star-Lo
Communications



Tony Cuntrera
DeSesa
Engineering



Travis Sterling
DeSesa
Engineering



Greg Oxnard
GroundPro



Blanca Velazquez
Facilities


2023
PLAYERS

NO.	NAME	POS	HT	WT	DOB	EXP	COLLEGE	HOMETOWN	HOW ACQ
0	Campbell, Parris	WR	6-1	205	7/16/1997	5	Ohio State	Akron, Ohio	FA-'23
2	Taylor, Tyrod	QB	6-1	217	8/3/1989	13	Virginia Tech	Hampton, Va.	FA-'22
3	Shepard, Sterling	WR	5-10	198	2/10/1993	8	Oklahoma	Oklahoma City, Okla.	D2-'16
5	Thibodeaux, Kayvon	OLB	6-5	258	12/15/2000	2	Oregon	South Central Los Angeles, Calif.	D1-'22
6	Gillan, Jamie	P	6-1	207	7/4/1997	5	Arkansas-Pine Bluff	Inverness, Scotland	FA-'22
8	Jones, Daniel	QB	6-5	230	5/27/1997	5	Duke	Charlotte, N.C.	D1-'19
9	Gano, Graham	K	6-2	202	4/9/1987	14	Florida State	Arbroath, Scotland	FA-'20
12	Waller, Darren	TE	6-6	238	9/13/1992	7	Georgia Tech	Acworth, Ga.	T(LV)-'23
13	Hyatt, Jalin	WR	6-0	185	9/25/2001	R	Tennessee	Irmo, S.C.	D3-'23
17	Robinson, Wan'Dale	WR	5-8	185	1/5/2001	2	Kentucky	Frankfort, Ky.	D2-'22
18	Hodgins, Isaiah	WR	6-3	200	10/21/1998	3	Oregon State	San Jose, Calif.	W(BUF)-'22
19	Simmons, Isaiah	S/ILB	6-4	238	7/26/1998	4	Clemson	Olathe, Kan.	T(ARI)-'23
20	Gray, Eric	RB	5-10	211	11/4/1999	R	Oklahoma	Memphis, Tenn.	D5-'23
21	McCain, Bobby	S	5-9	196	8/18/1993	9	Memphis	Sylacauga, Ala.	FA-'23
22	Jackson, Adoree'	CB	5-11	185	9/18/1995	7	USC	Belleville, Ill.	FA-'21
23	Brightwell, Gary	RB	6-1	220	2/28/1998	3	Arizona	Chester, Pa.	D6-'21
24	Belton, Dane	S	6-1	190	12/7/2000	2	Iowa	Tampa, Fla.	D4-'22
25	Banks, Deonte	CB	6-2	200	4/3/2001	R	Maryland	Baltimore, Md.	D1-'23
26	Barkley, Saquon	RB	6-0	232	2/9/1997	6	Penn State	Coplay, Pa.	D1-'18
27	Pinnock, Jason	S	6-0	200	6/30/1999	3	Pittsburgh	Windsor, Conn.	W(NYJ)-'22
28	Flott, Cor'Dale	CB	6-2	175	8/24/2001	2	LSU	Saraland, Ala.	D3-'22
29	McKinney, Xavier	S	6-0	201	8/9/1999	4	Alabama	Roswell, Ga.	D2-'20
30	Holmes, Darnay	CB	5-10	195	6/23/1998	4	UCLA	Pasadena, Calif.	D4-'20
31	Breida, Matt	RB	5-10	195	2/28/1995	7	Georgia Southern	Brooksville, Fla.	FA-'22
37	Hawkins III, Tre	CB	6-3	195	8/1/2000	R	Old Dominion	Temple, Texas	D6-'23
39	Owens, Gervarrius	S	6-0	200	10/14/1999	R	Houston	Moore, Okla.	D7-'23
41	McFadden, Micah	ILB	6-2	232	1/3/2000	2	Indiana	Tampa, Fla.	D5-'22
44	McCloud, Nick	CB	6-0	193	7/9/1998	3	Notre Dame	Rock Hill, S.C.	W(BUF)-'22
45	Basham, Boogie	OLB	6-3	274	12/16/1997	3	Wake Forest	Roanoke, Va.	T(BUF)-'23
47	Brown, Cam	ILB	6-5	235	4/1/1998	4	Penn State	Burtonsville, Md.	D6-'20
52	Coughlin, Carter	ILB	6-3	240	7/21/1997	4	Minnesota	Eden Prairie, Minn.	D7-'20
55	Ward, Jihad	OLB	6-5	285	5/11/1994	8	Illinois	Philadelphia, Pa.	FA-'22
58	Okereke, Bobby	ILB	6-2	235	7/29/1996	5	Stanford	Santa Ana, Calif.	FA-'23
59	Kreiter, Casey	LS	6-1	250	8/13/1990	8	Iowa	DeWitt, Iowa	FA-'20
60	McKethan, Marcus	OL	6-7	335	5/19/2000	2	North Carolina	Barnwell, S.C.	D5-'22
61	Schmitz Jr., John Michael	C	6-4	320	4/19/1999	R	Minnesota	Flossmoor, Ill.	D2-'23
64	Glowinski, Mark	G	6-4	310	5/3/1992	9	West Virginia	Wilkes-Barre, Pa.	FA-'22
65	Harlow, Sean	C	6-4	298	3/28/1995	3	Oregon State	San Clemente, Calif.	FA-'23
67	Pugh, Justin	G	6-5	311	8/15/1990	11	Syracuse	Holland, Pa.	FA-'23
68	Bredeson, Ben	G	6-5	310	2/20/1998	4	Michigan	Hartland, Wis.	T(BAL)-'21
73	Neal, Evan	T	6-7	340	9/19/2000	2	Alabama	Okeechobee, Fla.	D1-'22
74	Peart, Matt	T	6-7	315	6/11/1997	4	Connecticut	Kingston, Jamaica	D3-'20
77	Miles, Joshua	T	6-5	314	1/4/1996	5	Morgan State	Baltimore, Md.	FA-'23
78	Thomas, Andrew	T	6-5	315	1/22/1999	4	Georgia	Lithonia, Ga.	D1-'20
79	Phillips, Tyre	G	6-5	325	1/29/1997	4	Mississippi State	Grenada, Miss.	FA-'23
82	Bellinger, Daniel	TE	6-6	255	9/22/2000	2	San Diego State	Las Vegas, Nev.	D4-'22
86	Slayton, Darius	WR	6-1	198	1/12/1997	5	Auburn	Norcross, Ga.	D5-'19
91	Robinson, A'Shawn	DL	6-4	330	3/21/1995	8	Alabama	Fort Worth, Texas	FA-'23
93	Nuñez-Roches, Rakeem	DL	6-2	305	7/3/1993	9	Southern Miss	Phenix City, Ala.	FA-'23
95	Riley, Jordon	DT	6-5	315	5/19/1998	R	Oregon	New Bern, N.C.	D7-'23
97	Lawrence II, Dexter	DL	6-4	340	11/12/1997	5	Clemson	Wake Forest, N.C.	D1-'19
98	Davidson, D.J.	DL	6-5	320	9/19/1997	2	Arizona State	Mesa, Ariz.	D5-'22
99	Williams, Leonard	DL	6-5	300	6/20/1994	9	USC	Daytona Beach, Fla.	T(NYJ)-'19

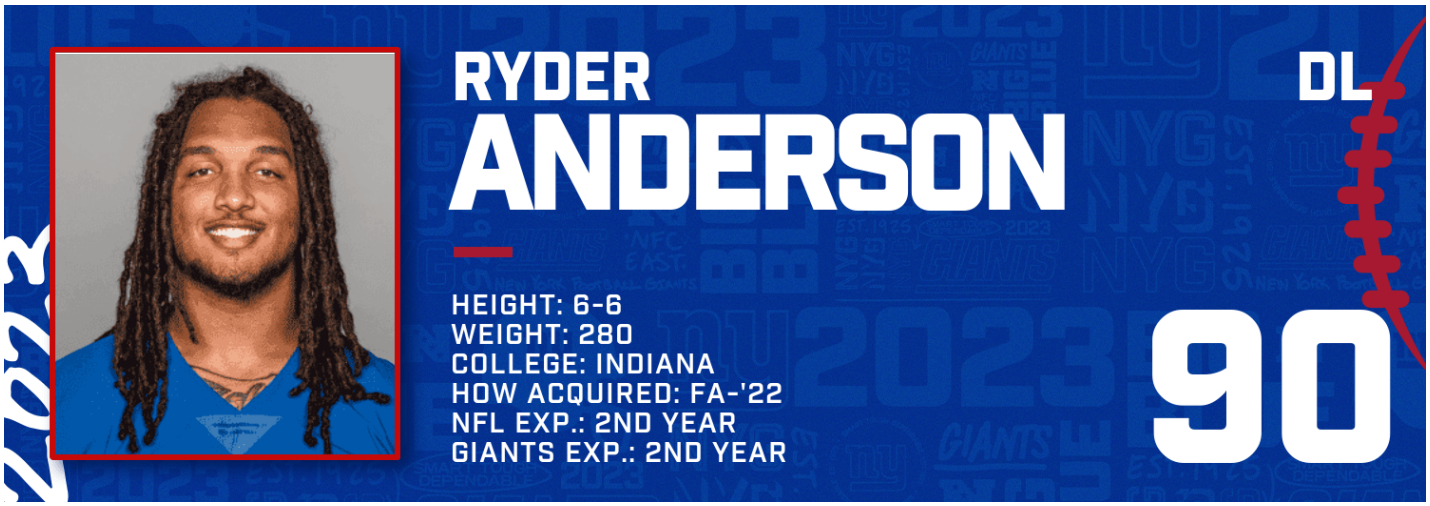

TRANSACTIONS

» Originally signed as a rookie free agent by the Giants on May 14, 2022…Waived on Aug. 30, 2022…Signed to the Giants' practice squad on Aug. 31, 2022…Elevated to the Giants' active roster on Oct. 15 and 21 and Dec. 10, 2022…Signed to the Giants' active roster on Dec. 15, 2022.

CAREER HIGHLIGHTS

» As a rookie in 2022, played in 7 regular season games with 2 starts and played in 2 postseason games...Played 5 snaps on defense in his NFL debut vs. Baltimore (10/16)…Tallied first career tackle at Jacksonville (10/23)…Made his first NFL start vs. Philadelphia (12/11) and made 2 solo tackles, including a 4-yard sack of Jalen Hurts in addition to a quarterback hit…Recorded a 3-yard sack of Taylor Heinicke and a quarterback hit at Washington (12/18)…Started and had one unassisted tackle at Philadelphia (1/8)…Had one solo tackle in his postseason debut in the NFC Wild Card Game at Minnesota (1/15) and one stop in the divisional round game at Philadelphia (1/21).

COLLEGE

» Played 4 seasons at Ole Miss before concluding his collegiate career at Indiana in 2021…In 50 career games, totaled 147 tackles (66 solo), 10.5 sacks, 2 forced fumbles and one fumble recovery…In 2021, named honorable mention All-Big Ten (coaches) and earned the Hoosiers' Chris Dal Sasso Award as the team's most outstanding lineman...Started all 12 games and led Indiana's defensive linemen with 48 tackles (28 solo), 3.5 sacks and 8.5 tackles for loss…Had season highs of 8 tackles (7 solo) and 2.0 sacks vs. Cincinnati…In 2020 at Ole Miss, recorded 43 tackles (18 solo) and 2.5 sacks…Posted 14 tackles and 2.5 tackles for loss in 5 games in 2019 before suffering a season-ending leg injury at Alabama on Sept. 28.

OFF-THE-FIELD ACTIVITY

» Attended The Giants Foundation Golf Classic, which raised over $400,000 for The Giants Foundation… Visited schools that participate in the New York City Police Foundation's Far Rockaway Giants youth program and led a flag football clinic with the police officers for the boys in the program… Assisted Eva's Village staff to prepare and serve meals for those in need for Thanksgiving… Met with members from the Wounded Warriors Project during their visit at the Quest Diagnostic Training Facility to watch practice and enjoy a day with the Giants… Joined members from HicksStrong, an organization that provides mental health services for veterans and active military members, to participate in a Hug Mug event at the Quest Diagnostic Training Facility to paint mugs for military members.

PERSONAL

» Earned a degree in integrated marking communications in 2020 from Ole Miss…Played defensive end, outside linebacker and tight end at Katy (Texas) High School…Team went 55-6 over his career, including a 10-3 record as a senior and a perfect 16-0 state championship season his junior year…Son of Jobie and Rod Anderson ... Brother, Rodney, was a running back for the Cincinnati Bengals and at the University of Oklahoma...Uncle, Mark, was a defensive end who played at the University of Alabama (2002-05) and in the NFL for Chicago, Houston, New England and Buffalo (2006-12).

REGULAR SEASON COMPARISON: DEFENSIVE - WASHINGTON COMMANDERS

				TACKLES										MISC	
DATE	OPP	W/L	GP/GS	TOT	SOLO	ASST	SACK	YDS.	INT	TFL	PD	QBH	TD	FF	FR
12/18/2	NYG @ WAS	W	P	2	1	1	1.0	3.0	0	1	0	1	0	0	0
2															
TOTALS		**1/0**	**1/0**	**2**	**1**	**1**	**1.0**	**3.0**	**0**	**1**	**0**	**1**	**0**	**0**	**0**

RYDER ANDERSON'S NFL REGULAR SEASON DEFENSIVE STATISTICS

			TACKLES								INTERCEPTIONS					O. FUMB				ST				MISC	
DATE	TEAM	GP	GS	TK	S	A	TFL	YDS	SK	YDS	QBH	NO	YDS	LG	TD	PD	FF	FR	TD	YDS	TK	S	A	FF	FR	S	A
2022	N.Y. Giants	7	2	8	4	4	2	7	2.0	7.0	2	0	0	0	0	0	0	0	0	0	0	0	0	0	0	0	0
2023	N.Y. Giants	0	0	0	0	0	0	0	0.0	0.0	0	0	0	0	0	0	0	0	0	0	0	0	0	0	0	0	0
NFL TOTALS		**7**	**2**	**8**	**4**	**4**	**2**	**7**	**2.0**	**7.0**	**2**	**0**	**0**	**0**	**0**	**0**	**0**	**0**	**0**	**0**	**0**	**0**	**0**	**0**	**0**	**0**	**0**

RYDER ANDERSON'S NFL POSTSEASON DEFENSIVE STATISTICS

			TACKLES								INTERCEPTIONS					O. FUMB				ST				MISC	
DATE	TEAM	GP	GS	TK	S	A	TFL	YDS	SK	YDS	QBH	NO	YDS	LG	TD	PD	FF	FR	TD	YDS	TK	S	A	FF	FR	S	A
2022	N.Y. Giants	2	0	2	0	2	0	0	0.0	0.0	0	0	0	0	0	0	0	0	0	0	0	0	0	0	0	0	0
NFL TOTALS		**2**	**0**	**2**	**0**	**2**	**0**	**0**	**0.0**	**0.0**	**0**	**0**	**0**	**0**	**0**	**0**	**0**	**0**	**0**	**0**	**0**	**0**	**0**	**0**	**0**	**0**	**0**

SINGLE-GAME HIGHS: DEFENSIVE

Total Tackles
2 at Minnesota Vikings, Dec 24, 2022
2 at Washington Commanders, Dec 18, 2022
2 vs. Philadelphia Eagles, Dec 11, 2022
1 at Philadelphia Eagles, Jan 08, 2023
...1 more at 1.

Solo Tackles
2 vs. Philadelphia Eagles, Dec 11, 2022
1 at Washington Commanders, Dec 18, 2022
1 at Jacksonville Jaguars, Oct 23, 2022

Tackles For Loss
1 at Washington Commanders, Dec 18, 2022
1 vs. Philadelphia Eagles, Dec 11, 2022

2023 GAME-BY-GAME REGULAR-SEASON STATISTICS (N.Y. GIANTS)

			TACKLES								INTERCEPTIONS					O. FUMB				ST				MISC			
DATE	OPPONENT	P/S	TK	S	A	SK	YDS	TFL	YDS	QBH	NO	YDS	LG	TD	PD	FF	FR	TD	YDS	TK	S	A	FF	FR	S	A	W/L	SCORE
09/10	Dallas										PRACTICE SQUAD																L	0-40
09/17	at Arizona										PRACTICE SQUAD																W	31-28
09/21	at San Francisco										PRACTICE SQUAD																L	12-30
10/02	Seattle										PRACTICE SQUAD																L	3-24
10/08	at Miami										PRACTICE SQUAD																L	16-31
10/15	at Buffalo										PRACTICE SQUAD																L	9-14
10/22	Washington										PRACTICE SQUAD																W	14-7
2023 TOTALS			**0**	**0**	**0**	**0.0**	**0.0**	**0**	**0**	**0**	**0**	**0**	**0**	**0**	**0**	**0**	**0**	**0**	**0**	**0**	**0**	**0**	**0**	**0**	**0**	**0**	**2-5**	



TRANSACTIONS

» Originally a first-round (24th pick overall) draft choice by the Giants in 2023.

2023 SEASON HIGHLIGHTS

» Has totaled 16 tackles (14 solo), 1 tackle for loss and 4 passes defensed in 6 starts.
» Is 1 of 5 rookies with 4 or more passes defensed this season.
» Started in his NFL debut vs. Dallas (9/10), totaling 2 passes defensed and 1 assisted tackle.
» Was the only rookie during Week 1 to record multiple passes defensed (2)...Became the first player since Chicago's Thomas Graham (12/20/21) to record multiple passes defensed in their NFL debut.

CAREER HIGHLIGHTS

» Played in 30 games with 21 starts in 4 seasons at Maryland…Career totals include 83 tackles (61 solo), a half-sack, 2 interceptions, 13 passes defensed and one blocked kick.
» As a senior in 2022, played in a career-high 12 games with 8 starts…Opted out of the Duke's Mayo Bowl and decided to forego his final year of eligibility to enter the NFL Draft…Selected honorable mention All-Big Ten…Tallied a career-best 38 tackles (25 solo) and 9 passes defensed, plus one interception and a half-sack…Had 4 solo tackles at Charlotte...Broke up one pass and recorded 2 tackles vs. SMU...Collected 3 tackles (2 solo) and one pass breakup at Michigan...Matched his career high with 6 tackles (3 solo) while contributing a half-sack and one pass defensed vs. Purdue...Recorded first interception since 2019, picking off Connor Bazelak on first Hoosiers play of the 2nd half to go with 4 tackles (3 solo) at Indiana…Registered 3 tackles and one pass breakup vs. Northwestern...Notched 4 tackles (3 solo) at Penn State...Tied his career best with 2 pass breakups and blocked an extra point, to go with 4 tackles vs. Ohio State.
» In 2021, started the season's first 2 games, vs. West Virginia (9/4) and Howard (9/11) before suffering season-ending torn labrum injury in the Howard game…Totaled 6 tackles (4 solo), including 5 stops (4 solo) vs. West Virginia.
» In the pandemic-shortened 2020 season, played in 5 games with 3 starts...Posted 11 tackles (10 solo) and one pass defensed...Broke up one pass and had 2 tackles vs. Rutgers...Contributed 4 tackles at Northwestern.
» As a freshman in 2019, played in 11 games with starts in the final 8 games...Tallied 28 tackles (22 solo), one interception and two pass breakups...Recorded first career interception, picking off Brian Lewerke at Michigan State...Recorded 6 career-high 6 solo tackles vs. Nebraska...Posted 5 solo tackles and one pass breakup at Purdue...Had 3 tackles in his first career start at Rutgers…Made his collegiate debut vs. Howard.

PERSONAL

» Family science major…Prefers to be called "Tae"…Played cornerback and slotback at Edgewater (Md.) High School…Played in the same backfield as his cousin, Antwain Banks…As a sophomore, he had 41 tackles and 5 interceptions, plus 24 receptions for 534 yards…In his junior season, he recorded 41 tackles, 16 passes defended and 3 interceptions (2 returned for touchdowns) and accounted for 1,052 total yards (674 rushing, 378 receiving) and 8 touchdowns (5 rushing, 3 receiving) on offense…As a senior, Banks earned all-state and all-county honors with 113 carries for 1,700 rushing yards (15.0-yard average) and 24 touchdowns…Defensively, he had 23 tackles, 9 passes defensed and three interceptions (one returned for a touchdown) as he led Edgewood to a 9-win season and an appearance in the 2018 playoffs…Also lettered in track and set several school records…Posted personal bests in the 100 meters (10.96), 200 meters (22.44), high jump (5 feet, 6 inches) and long jump (22 feet, 8 inches)…Received his first scholarship offer from Division II Seton Hill after his junior season followed by a few FCS offers (Delaware State, Elon, Monmouth) and FBS offers (Buffalo, Kent State)...When Maryland offered him the summer before his senior season, Banks committed 2 weeks later…Son of Jamal Banks and Laura Bethea.

REGULAR SEASON COMPARISON: DEFENSIVE - WASHINGTON COMMANDERS

				TACKLES										MISC	
DATE	OPP	W/L	GP/GS	TOT	SOLO	ASST	SACK	YDS.	INT	TFL	PD	QBH	TD	FF	FR
10/22/23	NYG vs. WAS	W	S	7	5	2	0.0	0.0	1	0	1	0	0	0	0
TOTALS		**1/0**	**1/1**	**7**	**5**	**2**	**0.0**	**0.0**	**1**	**0**	**1**	**0**	**0**	**0**	**0**

DEONTE BANKS' NFL REGULAR SEASON DEFENSIVE STATISTICS

				TACKLES								INTERCEPTIONS					O. FUMB				ST					MISC	
DATE	TEAM	GP	GS	TK	S	A	TFL	YDS	SK	YDS	QBH	NO	YDS	LG	TD	PD	FF	FR	TD	YDS	TK	S	A	FF	FR	S	A
2023	N.Y. Giants	7	7	23	19	4	1	1	0.0	0.0	0	1	6	6	0	5	0	0	0	0	0	0	0	0	0	0	0
NFL TOTALS		**7**	**7**	**23**	**19**	**4**	**1**	**1**	**0.0**	**0.0**	**0**	**1**	**6**	**6**	**0**	**5**	**0**	**0**	**0**	**0**	**0**	**0**	**0**	**0**	**0**	**0**	**0**

SINGLE-GAME HIGHS: DEFENSIVE

Total Tackles
7 vs. Washington Commanders, Oct 22, 2023
5 vs. Seattle Seahawks, Oct 02, 2023
4 at Arizona Cardinals, Sep 17, 2023
3 at Miami Dolphins, Oct 08, 2023
2 at San Francisco 49ers, Sep 21, 2023

Solo Tackles
5 vs. Washington Commanders, Oct 22, 2023
4 vs. Seattle Seahawks, Oct 02, 2023
4 at Arizona Cardinals, Sep 17, 2023
3 at Miami Dolphins, Oct 08, 2023
2 at San Francisco 49ers, Sep 21, 2023

Passes Defensed
2 vs. Dallas Cowboys, Sep 10, 2023
1 vs. Washington Commanders, Oct 22, 2023
1 at Miami Dolphins, Oct 08, 2023
1 at San Francisco 49ers, Sep 21, 2023

Tackles For Loss
1 at Arizona Cardinals, Sep 17, 2023

Interceptions
1 vs. Washington Commanders, Oct 22, 2023

Interception Return Yards
6 vs. Washington Commanders, Oct 22, 2023

2023 GAME-BY-GAME REGULAR-SEASON STATISTICS (N.Y. GIANTS)

			TACKLES								INTERCEPTIONS					O. FUMB				ST					MISC			
DATE	OPPONENT	P/S	TK	S	A	SK	YDS	TFL	YDS	QBH	NO	YDS	LG	TD	PD	FF	FR	TD	YDS	TK	S	A	FF	FR	S	A	W/L	SCORE
09/10	Dallas	S	1	0	1	0.0	0.0	0	0	0	0	0	0	0	2	0	0	0	0	0	0	0	0	0	0	0	L	0-40
09/17	at Arizona	S	4	4	0	0.0	0.0	1	1	0	0	0	0	0	0	0	0	0	0	0	0	0	0	0	0	0	W	31-28
09/21	at San Francisco	S	2	2	0	0.0	0.0	0	0	0	0	0	0	0	1	0	0	0	0	0	0	0	0	0	0	0	L	12-30
10/02	Seattle	S	5	4	1	0.0	0.0	0	0	0	0	0	0	0	0	0	0	0	0	0	0	0	0	0	0	0	L	3-24
10/08	at Miami	S	3	3	0	0.0	0.0	0	0	0	0	0	0	0	1	0	0	0	0	0	0	0	0	0	0	0	L	16-31
10/15	at Buffalo	S	1	1	0	0.0	0.0	0	0	0	0	0	0	0	0	0	0	0	0	0	0	0	0	0	0	0	L	9-14
10/22	Washington	S	7	5	2	0.0	0.0	0	0	0	1	6	6	0	1	0	0	0	0	0	0	0	0	0	0	0	W	14-7
2023 TOTALS		**7-7**	**23**	**19**	**4**	**0.0**	**0.0**	**1**	**1**	**0**	**1**	**6**	**6**	**0**	**5**	**0**	**0**	**0**	**0**	**0**	**0**	**0**	**0**	**0**	**0**	**0**	**2-5**	



SAQUON BARKLEY

RB

[SAY-quaan]

HEIGHT: 6-0
WEIGHT: 232
COLLEGE: PENN STATE
HOW ACQUIRED: D1-'18
NFL EXP.: 6TH YEAR
GIANTS EXP.: 6TH YEAR

26

HONORS

- 2018 NFL Offensive Rookie of the Year
- Pro Bowl: 2018, 2022
- NFC Offensive Player of the Week: 2018 Week 11; 2019 Week 16; 2022 Week 1.
- Walter Payton Man of the Year nominee: 2022

TRANSACTIONS

- Originally a first-round (2nd pick overall) draft choice by the Giants in 2018.

GIANTS NOTES

- Barkley rushed for 1,307 yards as a rookie and 1,003 yards in 2019 to become the first player in Giants history to rush for at least 1,000 yards in each of his first 2 seasons.
- On Dec. 22, 2019, Barkley set a franchise record with 279 yards from scrimmage (189 rushing and 90 receiving) in an overtime victory at Washington…The previous record of 276 yards was set by Tiki Barber vs. Philadelphia on Dec. 28, 2002…Barber rushed for 203 yards and added 73 receiving yards…Barkley's 279 yards was the highest total by any NFL player in 2019.
- Barkley, New Orleans' Alvin Kamara and Christian McCaffrey, then with Carolina, were the only NFL players who totaled more than 1,000 rushing and 1,000 receiving yards in 2018-19.
- In 2018, Barkley was named the Offensive Rookie of the Year, matching the achievement of wide receiver Odell Beckham, Jr. in 2014…Barkley and Beckham are the only 2 Giants to win the award in its 60-year history…Beckham was the franchise's first Rookie of the Year since Hall of Fame linebacker Lawrence Taylor won the defensive award in 1981.
- Barkley also received 2 significant though unofficial honors…He was named the Pepsi NFL Rookie of the Year, an award that is determined by a fan vote on NFL.com. In addition, he received the FedEx Ground NFL Player of the Year award…The other finalists were Dallas' Ezekiel Elliott and Todd Gurley. Kansas City quarterback Patrick Mahomes was named FedEx Air NFL Player of the Year…The FedEx Air & Ground NFL Players of the Year awards are a culmination of weekly awards presented by FedEx throughout the NFL season.
- In his rookie season, Barkley was the first Giants running back chosen for the Pro Bowl since Barber made the last of his 3 consecutive appearances in 2006…He was the first Giants rookie to play in the game since Beckham in 2014, and the team's first rookie running back to be so honored since Tucker Frederickson in 1965…Frederickson was the top overall selection in that year's draft…Running back Ron Johnson was a Pro Bowler in his first season with the team in 1970, but he was acquired in a trade after spending his rookie year with the Cleveland Browns.
- Barkley set Giants rookie records with 1,307 rushing yards, 91 receptions (tying the mark Beckham set in 2014), and 15 total touchdowns (11 rushing, 4 receiving)…He was the first rookie to lead the Giants in rushing since Andre Williams in 2014 (with 721 yards) and the first to lead the club in receptions since Beckham that season.
- Barkley was the first running back to lead the Giants in catches since Barber did with 69 in 2003, and the first player to lead the team in rushing and receiving in the same season since Barber in 2003 (1,216 rushing yards, 69 catches).
- Barkley finished 2nd in the NFL in rushing yardage, 127 yards behind Elliott (1,434 yards)…The 2nd-place finish was the highest by a Giants player since Barber was 2nd in 2005 with a team-record 1,860 yards – 20 yards behind NFL Most Valuable Player Shaun Alexander of Seattle.
- Barkley's 91 receptions were a record for an NFL rookie running back…The former record of 88 was set by New Orleans' Reggie Bush in 2006.
- The 91 catches easily surpassed the previous Giants running back record, Barber's 72 catches in 2001…Barkley needed only 6 games to break the former franchise record for receptions by a rookie running back, which had been 37 by Bobby Duhon in 1968.
- Barkley set a Giants record with 14 receptions (for 80 yards) at Dallas (9/16)…The previous record of 13 was set by Barber, also in Dallas, on Jan. 2, 2000…Barkley's 14 catches were tied for the 3rd-highest total ever by an NFL running back.
- Barkley's 14 receptions tied the NFL rookie record, regardless of position, set by Philadelphia receiver Don Looney against Washington on Dec. 1, 1940, and tied by Washington running back Roy Helu, Jr. vs. Carolina on Nov. 6, 2011.
- Barkley led the NFL with a Giants rookie-record 2,028 yards from scrimmage, 27 more than Elliott…They were the only 2 players in the league with at least 2,000 scrimmage yards…Barkley was the first Giants player to lead the NFL in yards from scrimmage since Barber did in 2005 with a franchise-record 2,390 (1,860 rushing/530 receiving).
- Barkley set the franchise rookie record for yards from scrimmage that had been held by Beckham, who had 1,340 yards in 2014.
- Barkley's 15 total touchdowns broke the former Giants rookie record of 12 that had been shared by Bill Paschal (1943) and Beckham (2014)…It was the 6th time in Giants history a player scored at least 15 touchdowns in a season: Joe Morris (21 in 1985, 15 in 1986), Gene "Choo-Choo" Roberts (17 on 1949), Barber (15 in 2004), and Brandon Jacobs (15 in 2008).
- Barkley's 11 rushing touchdowns were also a Giants rookie record. The former mark of 10 had been held by Paschal since 1943.

2023 SEASON HIGHLIGHTS

- Missed 3 weeks due to ankle injury...Returned Week 6 at Buffalo...Rushed for 93 yards on 24 attempts...Added 4 catches for 5 yards.
- Rushed for 63 yards and 1 touchdown on 17 attempts and caught 6 passes for 29 yards and 1 touchdown in the 31-28 win vs. Arizona...Marked his 5th career game with 1 rushing touchdown and 1 receiving touchdown.

CAREER HIGHLIGHTS

- In 6 seasons, Barkley has started all 63 regular-season and 2 postseason games in which he played…Regular-season totals include 4,456 rushing yards on 1,007 carries (4.4-yard avg.) and 30 touchdowns, plus 260 receptions for 1,866 yards (7.2-yard avg.) and 9 scores…He has 6,322 scrimmage yards…In the playoffs, Barkley has run for 114 yards on 18 attempts (6.3-yard avg.) and 2 touchdowns, and caught 7 passes for 77 yards for 191 yards from scrimmage.
- Barkley's 6,069 scrimmage yards in his first 5 seasons ranked the highest by a player who began his career with the Giants…Rodney Hampton held the former record with 5,892 yards…Barkley ranks 7th in franchise history in all-purpose yards.
- Barkley ended the 2022 season 6th on the franchise career rushing list, 389 yards behind Alex Webster …His 4,249 rushing yards were the 2nd-highest total in a player's first 5 seasons in Giants history, behind Hampton (4,807)…Barkley is one of 7 players to rush for more than 4,000 yards in a Giants uniform.
- Barkley's 260 receptions place him in 16th on the Giants' career list.
- Barkley is one of 5 players in Giants history with 4,000+ rushing yards and 100+ receptions, joining Tiki Barber, Hampton, Webster and Ahmad Bradshaw…They are also the only 5 players in franchise history with 4,000+ rushing yards and 1,000+ receiving yards.
- Barkley has rushed for more than 1,000 yards 3 times in 5 seasons, tying him with Joe Morris for the 3rd-highest total in Giants history, behind Barber (6) and Hampton (5)…Barkley's 4.4-yard average is tied for third-highest with Brandon Jacobs among the 10 running backs in Giants history with at least 900 attempts, behind only Barber (4.71), Bradshaw (4.60).
- Barkley has rushed for at least 100 yards in 16 games, the 4th-highest total in franchise history, behind Barber (38), Morris (19) and Hampton (17)…The Giants are 9-7 when Barkley rushes for at least 100 yards (4-0 in 2022).
- Barkley's 30 regular season rushing touchdowns place him 10th in Giants history, 2 behind Bradshaw.
- Barkley had at least one reception in each of his first 30 games, a record for a Giants' running back to start a career…The streak ended when he did not have a reception at Chicago on Sept. 20, 2020…Ron Johnson had the previous record with 26 games (1970-72)…Barkley enters the 2023 season having caught at least one pass in 17 consecutive games.

2022

- In 2022, Barkley started each of the first 16 regular-season games before he was one of numerous inactive regulars in the season finale at Philadelphia (1/8)…Also started both Giants postseason games...It was the first time since his 2018 Rookie of the Year season that Barkley did not miss a game due to injury.
- Selected to his 2nd Pro Bowl and was one of 3 players nominated for the NFL Comeback Player of the Year award.
- Finished with career-high totals of 295 carries for 1,312 yards – the NFL's 4th-highest total - and rushed for 10 touchdowns, one less than his career-high rookie total…Had 133 more attempts, 719 more yards and 8 more rushing touchdowns than he produced in 13 games in 2021… Barkley's 1,000-yard season was the 26th in Giants history…Ran for one touchdown in 10 of his 16 games, plus 2 in the postseason…Barkley rushed for more than 100 yards in a game 4 times, one less than his combined total for the 3 seasons from 2019-21.
- Tied Richie James for the team lead with 57 receptions, for 338 yards, and was 7th in the NFL with 1,650 scrimmage yards, almost double his 2021 total of 856…Exceeded 100 scrimmage yards in 8 games.
- Barkley was one of 3 players in 2022 to lead his team in rushing and receptions:

Player	Team	Rushing	Receptions
Saquon Barkley	**Giants**	**1,312**	**57**
Rhamondre Stevenson	Patriots	1,040	69
Austin Ekeler	Chargers	915	107

- Barkley's 352 scrimmage touches (295 carries and 57 receptions) were the 3rd-most in the NFL, behind Las Vegas' Josh Jacobs' 393 (340, 53) and Tennessee's Derrick Henry 382 (349, 33).
- Voted a team captain for the 4th consecutive season.
- Earned his 3rd career NFC Offensive Player of the Week award at Tennessee (9/11), where he was the dominant performer in the Giants' 21-20 season-opening victory…Barkley scored the game-deciding points on a reception for a 2-point conversion with 1:06 to play.
- Led the Giants' 238-yard rushing output with a season-high 164 yards on 18 carries, including a 4-yarder in the 3rd quarter for the Giants' first touchdown of the season…The 164 yards was the 3rd-highest total of his career and the most he's had in a game outside FedExField…Barkley ran for a career-high 189 yards on Dec. 22, 2019 and 170 yards on Dec. 9, 2018, both in Washington.
- His 9.1-yard per-carry average was the highest by a Giants player with at least 18 rushing attempts since Dec. 30, 2006, when Barber averaged 10.2 yards (23 carries for 234 yards) in his final regular-season game…Barkley rushed for the highest total ever by a Giants back on opening day. The previous mark was 146 yards by Barber vs. St. Louis in 2003.
- Barkley set up his touchdown with a 68-yard run on the Giants' first play of the third quarter. It was his fourth 68-yard run, which is tied for the 2nd-longest of his career.
- Barkley also led the Giants with 6 receptions for 30 yards...His 194 yards from scrimmage were the 4th-highest total of his career...He totaled a franchise record 279 yards in Washington on Dec. 22, 2019, 229 yards against Philadelphia on Oct. 11, 2018, and 197 at Washington on Dec. 9, 2018.
- Led the Giants with 81 yards on 14 carries, including a 36-yarder for the team's only touchdown, vs. Dallas (9/26)…The 36-yard touchdown run was his longest since he scored on a 68-yarder vs. Philadelphia on Dec. 29, 2019…Added 4 receptions to increase his career total to 203.
- Ran for 146 yards on a then career-high 31 carries vs. Chicago (10/2)…His previous high was 27 carries (for 142 yards) vs. Tampa Bay on Nov. 18, 2018… The 31 carries are the most by a Giants back since Rashad Jennings had 34 (for 176 yards) vs. Houston on Sept. 21, 2014…Barkley caught 3 passes for 16 yards and took 3 snaps as a wildcat quarterback after Daniel Jones and Tyrod Taylor both left the game with injuries.
- Led the Giants with 70 rushing yards on 13 carries, including the go-ahead 2-yard touchdown in the 4th quarter, and caught 3 passes for 36 yards, at Green Bay (10/9)…Ran for 83 yards on 22 carries, including the game-winning one-yard touchdown with 1:43 remaining, vs. Baltimore (10/16).
- Ran for a team-high 110 rushing yards on 24 carries at Jacksonville (10/23)…Jones added 107 yards as they became the 3rd tandem of rushers to each top 100 rushing yards in a game in Giants history, and the first with a quarterback…On Dec. 23, 2007, Bradshaw rushed for 151 yards and Jacobs added 143 in a victory in Buffalo. The same duo each passed the century mark on Dec. 13, 2010, when Bradshaw ran for 116 yards and Jacobs 103 in a victory over Minnesota (that was played in Detroit).

- Finished with a career-high 35 carries for 152 yards, including a 2-yard touchdown in the 3rd quarter, vs. Houston (11/13)…The 35 carries were the most by a Giants back since Dec. 5, 1999, when Joe Montgomery had 38 (for 111 yards) in a victory vs. the Jets…Barkley's 152 rushing yards were his 2nd-highest total of the season (164 at Tennessee).
- Rushed for 87 yards on 18 carries, including a 3-yard touchdown, at Washington (12/18)… In 4 career games in Washington, Barkley has 665 scrimmage yards (166.3 a game) and 4 touchdowns.
- Led the Giants with 84 rushing yards on 14 carries, (a 6.0-yard average), including a 27-yard touchdown, and had season-high totals of 8 receptions for 49 yards at Minnesota (12/24). The 8 catches were the highest total Barkley had in a game since he had 9 on Oct. 28, 2018 (the last of 3 consecutive games in which he caught 9 passes).
- In his postseason debut, Barkley rushed for 53 yards on 9 carries, including touchdown runs of 28 yards and the game-winning 2-yarder with 7:47 remaining, in the NFC Wild Card Game at Minnesota (1/15)…He was the first Giants back with 2 rushing touchdowns in a playoff game since Hampton scored twice on Jan. 9, 1994 – also against Minnesota...Barkley's 28-yard score was the Giants' longest postseason touchdown run since Hampton's 51-yarder in that game…Added 5 receptions for 56 yards for 109 scrimmage yards.
- Had 9 rushing attempts for 61 yards, including a game-long 39-yard run, and caught 2 passes for 21 yards in the divisional playoff game at Philadelphia (1/21).

2021

- In 2021, Barkley started all 13 games in which he played…Totaled 162 carries for 593 yards (3.7-yard avg.) and 2 touchdowns and 41 receptions for 263 yards and 2 scores…Barkley tied Devontae Booker for the most rushing yards on the team and was 2nd behind Booker (861) in scrimmage yards with 856…The Giants were the first team with 2 players sharing the team rushing title since the 1938 Chicago Bears, who had Ray Nolting and Sam Francis each run for 297 yards…Team captain.
- Returned from a torn ACL in the season opener and posted 10 carries for 26 yards and one catch for one yard vs. Denver (9/12)…Scored his first touchdown of the season on a one-yard run vs. Atlanta (9/26) and added 16 rushes for 51 yards along with 6 receptions for 43 yards.
- Had his most productive game of the season when he ran 13 times for 52 yards and one touchdown to go with 5 receptions for 74 yards and one touchdown at New Orleans (10/3)…Scored on a 54-yard pass from Jones and also tallied the game-winning touchdown in overtime on a 6-yard rush…Was one of 6 NFC running backs with at least 125 scrimmage yards and 2 touchdowns in a game in 2021.
- Injured his ankle at Dallas (10/10) and was inactive from Oct. 17-Nov. 7…Returned at Tampa Bay (11/22) and tallied 6 rushing attempts for 25 yards and 6 catches for 31 yards…Posted at least 40 rushing yards and 3 receptions in 4-straight games from Nov. 28-Dec. 19…Caught his 2nd touchdown of the season on an 18-yard pass from quarterback Mike Glennon at the L.A. Chargers (12/12)…Ran 21 times for 102 yards at Chicago (1/2).

2020

- In 2020, Barkley started the season's first 2 games…Suffered a torn right ACL and meniscus on the first play of the 2nd quarter in Chicago (9/20) and missed the remainder of the season…He had 19 carries for 34 yards and 6 receptions for 60 yards…Elected one of the Giants' team captains.
- Barkley had 15 carries for 6 yards and 6 receptions for 60 yards in the season opener vs. Pittsburgh (9/14)…It was his 2nd-lowest rushing total in a full game (he ran for one yard at the Jets on Nov. 10, 2019)…His 6 catches tied Darius Slayton and Sterling Shepard for the team lead.
- Although he participated in just 8 offensive plays, Barkley led the Giants with 28 rushing yards on 4 carries at the Bears…He did not catch a pass, ending at 30 his Giants-record streak for the most consecutive games with a reception by a running back to start a career in a Giants uniform.

2019

- In 2019, Barkley started all 13 games in which he played. He missed 3 games – the first absences of his career – because of a sprained ankle he suffered at Tampa Bay (9/22)…Did not play vs. Washington (9/29), Minnesota (10/6) and at New England (10/10)…Finished the season with team-leading figures of 217 carries for 1,003 yards and 6 touchdowns…Coupled with his 1,307 yards in his debut season, Barkley was the first Giants back with consecutive 1,000-yard seasons since Jacobs in 2007-08.
- Rushed for more than 100 yards in 4 games – at Dallas (9/8), vs. Buffalo (9/15), vs. Miami (12/15) and at Washington (9/22).
- Barkley was 2nd on the team with 52 receptions, for 438 yards and 2 touchdowns.
- Barkley and Odell Beckham, Jr. are the only players in Giants history to exceed 1,000 scrimmage yards in each of their first 2 seasons…. Barkley reached 2,500 scrimmage yards in his 21st career game, tying former Giants running back Ottis Anderson (21 games with the Cardinals) and Billy Simms (21) for the 4th-fewest games to reach 2,500 career yards in NFL history…Through 25 career games, Barkley had registered at least 100 scrimmage yards in 17 games, tying Sims for the 4th-most such games by a player in his first 25 career games in league annals.
- Barkley's 4 rushing touchdowns of at least 65 yards were the most in the NFL in 2018-19…Tennessee's Derrick Henry was 2nd with 3…In that same span, Barkley had 9 runs of at least 50 yards, 4 more than anyone else.
- Opened the season by rushing for 120 yards on 11 carries and catching 4 passes for 19 yards at Dallas (9/8)…Barkley's first run of the season gained 59 yards, which was the longest first carry in any season by a Giants player since the 1970 merger…It was the longest first rushing attempt of a season by any player since Pittsburgh wide receiver Darrius Heyward-Bey's 60-yarder at Miami on Oct. 16, 2016 (his only rushing attempt of the season) and the longest by a running back since Oakland's Jalen Richard ran for 75 yards at New Orleans on Sept. 11, 2016.
- Rushed for 107 yards on 18 carries, including a 27-yard touchdown on the game's first series, and caught 3 passes for 28 yards vs. Buffalo (9/15)…Became the 3rd player in Giants history to begin a season with two 100-yard rushing games, joining Eddie Price in 1952 and Rob Carpenter in 1983.
- Barkley rushed for at least 100 yards for the 9th time in his first 18 games…The previous high total for 100-yard performances in the first 18 games by a Giants back was 5 by Price in 1950-51…The previous NFL player to rush for 100 or more yards in at least 9 of his first 18 games was Denver's Clinton Portis in 2002-03. Portis had 10 such games…Barkley also had 15 games with at least 100 yards from scrimmage, tying him with Pro Football Hall of Famer Eric Dickerson for the most such performances in the first 18 games in a career…Prior to Barkley, the highest total by a Giants player in his first 18 games with the team was 10 by Ron Johnson from 1970-72…Barkley reached career totals of 1,500 rushing yards and 500 receiving yards in his 18th game to join Pro Football Hall of Famer Edgerrin James as the only players in history to reach both of those marks that quickly.
- Barkley rushed for a then career-low 10 yards on 8 carries and caught 4 passes for 27 yards at Tampa Bay (9/22) before leaving the game late in the first half with a sprained right ankle…His foot got caught under safety Mike Edwards after a 6-yard reception…Barkley missed the next 3 games.
- Returned to run for 72 yards on 18 carries, including a 7-yard touchdown, and caught 3 passes for 8 yards vs. Arizona (10/20)…Totaled 143 scrimmage yards at Detroit (10/27) with 64 rushing yards and a season-high 8 receptions for 79 yards, including a 4-yarder for the Giants' final touchdown…Rushed for 28 yards and caught a season-long 65-yard pass vs. Dallas (11/4).
- Finished with season-high totals of 24 carries and 2 touchdowns vs. Miami (12/15), when he rushed for 112 yards and scored on runs of one and 10 yards…Also caught 4 passes for 31 yards to gain 143 yards from scrimmage, tying his 2nd-highest total of the season.
- Barkley set a franchise record with 279 yards from scrimmage (189 rushing and 90 receiving) in an overtime victory at Washington (12/22)…The previous record of 276 yards was set by Barber vs. Philadelphia on Dec. 28, 2002. Barber rushed for 203 yards and added 73 receiving yards…Barkley's 279 yards was the highest total by any NFL player in 2019.
- Barkley is tied for 3rd on the Giants' single-game total yardage list…David Wilson is first with 327 yards (227 kickoff returns, 100 rushing) vs. New

Orleans on Dec. 9, 2012…Domenik Hixon gained 303 yards (230 kickoff returns, 51 punt returns, 22 receiving) at New Orleans on Oct. 18, 2009…Barkley is tied with Joe Scott, who totaled 279 yards (22 rushing, 35 receiving, 207 kickoff returns, 15 after receiving a lateral) vs. the Los Angeles Rams on Nov. 14, 1948.

- Barkley's 189 rushing yards were a career high…He had 22 carries, the longest a 67-yard touchdown run…He set his previous best in Washington on Dec. 9, 2018, when he ran for 170 yards, including a 78-yard touchdown.
- Barkley had 108 rushing yards on his 4th carry…That was the fewest attempts a Giants back needed to reach 100 yards since Dec. 31, 2005, when Barber did it in 3 carries at Oakland…One of those runs was a team-record 95-yarder…Barkley also caught 4 passes for a season-high 90 yards, including a 51-yarder and a 33-yard touchdown…He was the 2nd Giants player in 2019 to score rushing and receiving touchdowns in the same game and both players did it vs. Washington…On Sept. 29, Wayne Gallman, Jr. scored on a 6-yard catch and a one-yard run.
- Barkley was the 5th player with at least 275 scrimmage yards and both a rushing and receiving touchdown in a single game since 1970, joining Priest Holmes (Week 13, 2001 and Week 12, 2002), Chris Johnson (Week 2, 2009), Herschel Walker (Week 15, 1986) and Delvin Williams (Week 9, 1976).
- Barkley joined Billy Cannon (Dec. 10, 1961), Williams (Nov. 7, 1976) and Holmes (Nov. 24, 2002) as the only players in NFL history with at least 175 rushing yards, 90 receiving yards and 2 touchdowns in a game.
- While Barkley was setting the franchise record with 279 yards from scrimmage, Daniel Jones threw for 352 yards and 5 touchdowns…The Giants were the first team in NFL history to have a player with 275+ scrimmage yards and a player with 5 touchdown passes in the same game.
- In the season finale vs. Philadelphia (12/29), Barkley rushed for 92 yards on 17 carries, including a 68-yard touchdown, and caught 3 passes for 25 yards for 117 scrimmage yards.
- With his 67 and 68-yard touchdown runs, Barkley became the first Giants player with touchdown runs of at least 65 yards in consecutive games…Barkley's 68-yard run was the Giants' longest of the season…The previous long was his 67-yarder one week earlier.
- Barkley's 117 yards vs. Philadelphia was his 3rd consecutive game, 7th of the season and the 20th game in his career with at least 100 scrimmage yards, which tied him with Clinton Portis for the 4th-most of any player in his first 2 seasons…Pro Football Hall of Famers James and Dickerson had 27 and 26, respectively, and Billy Sims had 21.

2018

- As a rookie in 2018, Barkley started all 16 games…He was the first rookie running back in Giants history to start every game, the first running back to do so since Rashad Jennings in 2015, the first rookie since Sterling Shepard in 2016, and the first Giants first-round draft choice to start each game since right tackle Justin Pugh in 2013.
- Second-round draft choice Will Hernandez also started all 16 games, at left guard…It was just the 2nd time since the 1970 merger that the Giants had multiple rookies start every game; in 1981, linebacker Lawrence Taylor (first round) and nose tackle Bill Neill (5th round) were the starters.
- Barkley finished the season with 261 rushing attempts for 1,307 yards (5.0-yard avg.) and 11 touchdowns, and 91 catches for 721 yards (7.9-yard avg.) and 4 scores…All totals but receiving yards and touchdowns led the team.
- Barkley was the Giants' first 1,000-yard rusher since Bradshaw ran for 1,015 yards in 2012.
- Barkley and Denver's Phillip Lindsay (1,037 yards) were the 57th and 58th rookies to rush for at least 1,000 yards since the NFL went to a 16-game season in 1978.
- Barkley's 1,307 yards were 477 more than the No. 2 rookie on the franchise's list – Tuffy Leemans' previous record of 830 yards, set in 1936.
- Barkley was the 3rd consecutive running back chosen within the top 5 draft selections to rush for more than 1,000 yards in his rookie season…Dallas' Ezekiel Elliott (4th overall in 2016) ran for 1,631 yards in his debut season, and Jacksonville's Leonard Fournette (4th overall in 2017) ran for 1,040 yards.
- Barkley rushed for more than 100 yards 7 times, a Giants rookie record…Eddie Price had held the mark since 1950, when he hit the century mark 3 times…Barkley was the first Giants back with seven 100-yard games in a season since Barber had 8 in 2006.
- In his NFL debut vs. Jacksonville (9/9), Barkley had 18 carries for 106 yards, including a 68-yard touchdown run in the 4th quarter, plus 2 receptions for 22 yards…He was the first Giants back to run for at least 100 yards in his NFL debut…His 68-yard run was the longest by a Giants player in his first game…And it was the longest run by a player in his NFL debut since Sept. 11, 2016, when Oakland's Jalen Richards scored on a 75-yarder at New Orleans.
- Barkley was the first Giants rookie running back to start a season-opening game since Sean Bennett in 1999 (excluding fullback Shane Smith in 2017; Smith had no rushing attempts that season).
- The following week, Barkley caught a Giants-record 14 passes, for 80 yards, at Dallas (9/16)…Barber held the previous mark with 13 receptions on Jan. 2, 2000, also in a road game vs. the Cowboys…Barkley ran for 28 yards on 11 carries in the game.
- Rushed for 82 yards on 17 attempts, including a 15-yard touchdown, and caught 5 passes for 35 yards at Houston (9/23)…His 21 receptions are a record for a Giants rookie in his first 3 games and his 27 catches in his first 4 games broke Sterling Shepard's record of 20, set in 2016.
- When he ran for 130 yards vs. Philadelphia (10/11), Barkley became the 2nd Giants rookie running back in the Super Bowl era to rush for at least 100 yards vs. the Eagles…Barber ran for 114 yards in Philadelphia on Dec. 7, 1997.
- Barkley rushed for 142 yards vs. Tampa Bay (11/18) and 101 at Philadelphia (11/25) to become the 2nd Giants rookie in history with back-to-back 100-yard rushing games…The first was Price, who ran for 156 yards vs. the New York Yanks on Dec. 3, 1950, and 103 yards 7 days later at Philadelphia…Barkley extended his streak of 100-yard games to a Giants rookie record 4 with 125 vs. Chicago (12/2) and a season-high 170 at Washington (12/9)…He was the first Giants back with 4 consecutive 100-yard rushing games since Barber had 5 in a row from Nov. 20-Dec. 17, 2005.
- Barkley's 170 rushing yards at Washington was the 2nd-highest total by a rookie in Giants history…Bill Paschal ran for 188 yards vs. Washington on Dec. 5, 1943…Barkley also has the 6th (142 vs. Tampa Bay), 8th (130 vs. Philadelphia), and 9th (125 vs. Chicago) biggest rushing games by a Giants rookie…Barkley has 7 of the top 12 single-game rookie rushing totals in Giants history.
- Barkley's 170 rushing yards in Washington were the most by a Giants player since Jennings ran for 170 yards on Jan. 3, 2016, in a loss to Philadelphia.
- In that 40-16 victory in Washington, Barkley rushed for 170 yards on 14 carries, a 12.1-yard average that was the 4th-highest in a game in Giants history – and the largest in a road game (minimum 10 attempts):

14.33 Derrick Ward, vs. Carolina, Dec. 21, 2008 (15-215)
13.30 Frank Reagan, vs. Rams, Dec. 1, 1946 (10-133)
12.23 Tuffy Leemans, vs. Green Bay, Nov. 20, 1938 (13-159)
12.14 Saquon Barkley, at Washington, Dec. 9, 2018 (14-170)

- In Washington, Barkley scored on a 78-yard run that was the 2nd-longest by a rookie in Giants history; Bradshaw ran for an 88-yard touchdown at Buffalo on Dec. 23, 2007.
- Barkley also had a 52-yard run to set up another Giants touchdown in Washington…He was the first Giants back with 2 runs of 50 or more yards in one game since Barber on Dec. 30, 2006 – also in a victory in FedExField. In his final career regular-season game, Barber scored touchdowns on runs of 55 and 50 yards.

» Barkley had seven 40+ yard runs and six 50+ yard runs to lead the NFL in each category…The six 50-yard runs were the highest single-season total by a Giants player since the 1970 merger and were twice as many as any other NFL player had in 2018; Isaiah Crowell of the Jets was 2nd with 3.
» Barkley's 91 receptions tied Beckham's Giants rookie record, was the highest total ever by a Giants player other than a wide receiver, and was tied for the 4th-highest total in franchise history:

107	Steve Smith (2009)
101	Odell Beckham, Jr. (2016)
96	Odell Beckham, Jr. (2015)
91	**Saquon Barkley (2018)**
91	Odell Beckham, Jr. (2014)

» Barkley finished 2nd among NFL running backs behind Christian McCaffrey, then with Carolina, who set an NFL record for running backs with 107 catches.
» From Oct. 11-28, Barkley had 9 receptions vs. Philadelphia, at Atlanta and vs. Washington to become the first player in Giants history with at least 9 catches in each of 3 consecutive games…He was the first NFL running back to accomplish the feat since St. Louis' Steven Jackson in 2006.
» Barkley's 721 receiving yards were a record for a Giants rookie running back…David Meggett held the former mark with 531 yards in 1989…The 721 receiving yards are the 7th-highest total ever by a Giants rookie.
» Barkley had a 50-yard run and a 55-yard reception vs. Philadelphia (10/11) to become the first Giants player with a run and a catch of 50+ yards in the same game since Oct. 10, 2004, when Barber had a 58-yard run and a 55-yard reception in a victory in Dallas…In that game vs. the Eagles, Barkley almost became the first Giants player in history with 100 yards rushing and receiving in the same game. He had 130 and 99.
» Barkley had receptions of 57 (a touchdown thrown by Beckham at Carolina) and 55 (from Manning vs. Philadelphia) yards. He was the first Giants running back with 2 catches of 55+ yards in a season since Barber in 2004, and the first Giants rookie back to do it since Meggett in 1989.
» Barkley's 2,028 yards from scrimmage was the 4th 2,000-yard season in Giants history and the most by Giants players since Barber had 2,127 (1,662 rushing/465 receiving) in 2006, his final season.
» Barkley was the 3rd rookie in NFL history with 2,000 yards from scrimmage:

Name	Year	Yards	Rushing	Receiving
Eric Dickerson	1983	2,212	1,808	404
Edgerrin James	1999	2,139	1,553	586
Saquon Barkley	**2018**	**2,028**	**1,307**	**721**

» Barkley finished with a season-high 229 yards from scrimmage vs. Philadelphia, which was then the 7th-highest total in Giants history.
» Barkley was the 2nd player in NFL history to begin a career with at least 6 consecutive games with 100 or more scrimmage yards…The only other player to accomplish the feat was Kareem Hunt, whose streaks were 7 games and 885 yards.
» Barkley had another streak of 6 consecutive 100-yard games later in the season…He is one of 7 rookies in NFL history with 6 consecutive games with at least 100 scrimmage yards, joining Eric Dickerson, L.A. Rams (1983-10 games), Edgerrin James, Indianapolis (1999-9 games), Kareem Hunt, Kansas City (2017-7 games), Kevin Jones, Detroit (2004-7 games), Jamal Lewis, Baltimore (2000-7 games), and Clark Gaines, Jets (1976-7 games).
» Barkley was the first NFL rookie with at least 1,200 rushing yards and 600 receiving yards since Detroit's Billy Sims in 1980.
» Barkley exceeded 100 yards from scrimmage in 13 games, tying Dickerson's NFL rookie record. James had 12 such games.
» Barkley was also the 5th rookie with at least 1,900 scrimmage yards and 15 touchdowns in a single season in NFL history:

Player	Team	Season	Scrimmage Yards	TDs
Eric Dickerson	L.A. Rams	1983	2,212	20
Edgerrin James	Indianapolis	1999	2,139	17
Ezekiel Elliott	Dallas	2016	1,994	16
Billy Sims	Detroit	1980	1,924	16
Saquon Barkley	**Giants**	**2018**	**2,028**	**15**

» In 2018, Barkley accounted for 33.5% of the Giants' rushing and receiving yards, the 2nd-highest total by any NFL player. Elliott was 2nd, accounting for 33.5% of Dallas' offense.

With 11 scores on the ground, Barkley was the first Giants back with double-digit rushing touchdowns since Brandon Jacobs had 15 in 2008.
» Barkley had 5 touchdowns from scrimmage of 50 or more yards, the most ever by a Giants rookie and the most by any Giants player since Beckham had 5 in 2015…Barkley was the first NFL rookie with five 50+ yard touchdowns from scrimmage since Minnesota wide receiver Randy Moss in 1998…Only Billy Howton of the 1952 Green Bay Packers had more such touchdowns as a rookie (6).
» In the Giants' games vs. Tampa Bay (11/18) and at Philadelphia (11/25), Barkley scored both rushing and receiving touchdowns (on 5 and 2-yard runs and a 6-yard catch vs. the Buccaneers, and a 51-yard run and 13-yard catch vs. the Eagles)…He was the first Giants player to score on both a run and a reception in back-to-back games since Elvin (Kink) Richards on Dec. 3 and 10, 1933 vs. Pittsburgh and at Philadelphia…Before Barkley, the last Giants player to have multiple games with running and receiving touchdowns in the same season was Ron Johnson in 1973.
» Barkley was one of 4 rookies in NFL history to hit that double in consecutive games…He was one of 2 rookies to accomplish the feat in November 2018 and one of 2 players to do it in a Giants uniform…Cleveland's Nick Chubb scored rushing and receiving touchdowns in Weeks 12 and 13…Richards of the 1933 Giants and Rodney Culver of the 1992 Indianapolis Colts are the only other rookies to score a rushing and receiving touchdown in consecutive games.
» In the victory vs. Tampa Bay, Barkley was the first Giants running back to score 3 touchdowns in a game since David Wilson vs. New Orleans on Dec. 9, 2012 – but one of Wilson's scores was on a kickoff return (and 2 runs)…Before Barkley, the last Giants back to score 3 touchdowns from scrimmage had been Bradshaw, who had 3 one yard runs vs. Buffalo on Oct. 16, 2011.
» The last Giants back to score on a run and reception in the same game had been Bradshaw, who scored touchdowns on a 5-yard run and 10-yard catch against Dallas on Jan. 1, 2012.
» Barkley was the first Giants back with 2 rushing touchdowns in a game since Rashad Jennings at Jacksonville on Nov. 20, 2014 (runs of 2 and 17 yards).

COLLEGE

» Barkley played in 38 games with 32 starts at Penn State…Finished his collegiate career with 671 rushing attempts for 3,843 yards (5.7-yard avg.) and 43 touchdowns…Averaged 101.1 yards per game on the ground…Also caught 102 passes for 1,195 yards (11.7-yard avg.) with 8 scores…Returned 18 kickoffs for a 27.8-yard average and 2 touchdowns…Amassed 5,538 total yards on 791 touches for averages of 7.0 yards per

play and 145.7 yards per game…Barkley finished his career as Penn State's all-time leader in rushing touchdowns (43) and total touchdowns (53), surpassing Lydell Mitchell's marks of 38 rushing and 41 total touchdowns, respectively, from 1969-71…Barkley capped his career as the school's career all-purpose yards leader (5,538), surpassing Larry Johnson (5,045; 1999-2002)…Ranked No. 22 at the conclusion of his career on Penn State career receiving yards list (1,195).

- Finished his career No. 2 on Penn State's career scoring list (318 points), which were the most in Penn State history by a non-kicker, besting Mitchell's 246 points…Set the school record with a touchdown scored in 15 straight games, a streak that began at Purdue (10/29/16) and ended at Michigan State (11/4/17)…Recorded 9 career games with 200-plus all-purpose yards (4 in 2016, 5 in 2017) and is one of just 2 Nittany Lions to reach the 5,000 all-purpose yard mark.
- Barkley became the only player in Penn State history and just the 4th in the Big Ten to gain 3,000 rushing and 1,000 receiving yards in a career…Was the 7th player in Penn State history to reach 3,000 career rushing yards, finishing 2nd on Penn State's career rushing yards list (3,843), trailing only Evan Royster (3,932; 2007-10)…Joined Royster as the only 2 rushers in Penn State history with three 1,000-yard rushing seasons.
- As a junior in 2017, Barkley played in all 13 games with 12 starts…Selected team captain, named Penn State's Most Valuable Player and earned the Captain's Award at the team's annual awards banquet…Finished with 217 rushing attempts for 1,271 yards (5.9-yard avg.), and career-high-tying 18 touchdowns…Also caught 54 passes, more than his first 2 seasons combined (48), for 632 yards (11.7-yard avg.) and 3 touchdowns…Had a career-high 1,903 yards from scrimmage on 271 touchdowns (146.4 a game, 7.0 per touch)…Added 15 kickoff returns for 426 yards (28.4-yard avg.) and 2 touchdowns…Scored a career-high 23 touchdowns (1 more than his 2016 total).
- Led the Big Ten in rushing for the 2nd consecutive season…Set the Penn State single-game all-purpose yards mark with 358 at Iowa (9/23, including 211 yards rushing, 94 yards receiving, and 53 yards on kickoff return), topping Curt Warner's previous mark of 341 vs. Syracuse in 1981.
- Barkley's 92-yard touchdown run vs. Washington in the PlayStation Fiesta Bowl (12/30/17) was tied for the longest rush in program history, equaling the mark of Blair Thomas (1986; Syracuse - non-touchdown) and Bill Belton (2014; at Indiana).
- Received the Paul Hornung Award as college football's most versatile player...Finished No. 4 in the Heisman Trophy voting, the highest finish by a Penn State player since Larry Johnson finished 3rd in 2002...Became the 100th first-team All-American in Penn State history...Was Penn State's 42nd consensus All-American and first Nittany Lion offensive player since Johnson in 2002.
- Named the Big Ten's Graham-George Offensive Player of the Year for the 2nd straight season…Was the first Big Ten running back and 3rd Big Ten player to earn multiple Player of the Year awards in the conference's history, joining Miller (2012-13), and Purdue's Drew Brees (1998 & 2000)…Named first-team All-Big Ten at both running back and return specialist from both the coaches and media panels…Earned Big Ten Offensive Player of the Year, along with first-team all-conference at running back and all-purpose player from the AP.
- In 2016, started all 14 games…Finished with career-high totals of 272 carries, 1,496 yards, and 18 touchdowns (a figure he matched in 2017)…Also caught 28 passes for 402 yards and a career-best 4 touchdowns, and scored 132 points…Had 1,927 all-purpose yards…Barkley and Tyler Davis (128) became the first set of teammates to score 100 points in the same season in Penn State history…Barkley's 22 total touchdowns and 18 rushing scores are each 5th on the school's single-season list…The 22 total touchdowns were the most since Larry Johnson scored 23 in 2002...Led the Big Ten in both total and rushing touchdowns…Was No. 1 in the Big Ten with 140.9 all-purpose yards a game.
- As a true freshman in 2015, Barkley played in 11 games with 6 starts, missing 2 games due to injury…Had 182 rushing attempts and broke Penn State's freshman (true or redshirt) single-season record with 1,076 rushing yards, surpassing D.J. Dozier's mark of 1,002 set in 1983…Tied 2 of Dozier's record with 7 rushing touchdowns and five 100-yard games…Caught 20 passes for 161 yards and one touchdown…Broke the school freshman (true or redshirt) single-season mark for all-purpose yards with 1,237, surpassing the mark set by Dozier (1,191; 1983).
- Named 2nd-team All-Big Ten by both the coaches and media…Named to Football Writers Association of America (FWAA), Sporting News and USA Today's Freshman All-America team…Selected BTN.com Big Ten Freshman of the Year and earned BTN.com All-Freshman Team laurels…Selected 2nd-team All-Big Ten by the AP.
- Had one carry for one yard in his collegiate debut at Temple (9/5)…The following week, rushed for 115 yards on 12 carries and scored his first touchdown on a 9-yard run vs. Buffalo (9/12).

OFF-THE-FIELD ACTIVITY

- Named the 2022 New York Giants Walter Payton Man of the Year nominee…Created the Michael Ann and Saquon Barkley Hope Foundation which aims to supply assistance to children, young adults and families in need…Since entering the league he has served as Chairman of Covenant House NJ's Executive Sleepout which has raised over $5.5 million…Partnered with St. Luke's University Health Network to create the "Saquon Barkley Center of Excellence," a multi-purpose sports facility that will provide opportunities for underserved youth to benefit from physical activity, academic support, and health and wellness services near his hometown in Whitehall, PA…Supports Children of Promise, a New York City non-profit that supports kids who have been impacted by the incarceration of a family member by providing after-school programming and summer camps, counseling and therapy, mentoring and family support…Provides New York Giants season tickets for 4 members from Covenant House NJ and 4 members from Children of Promise NYC to attend every Giants home game, receive pre game field passes and attend a post-game visit with him …Hosted a back to school event and winter coat drive for youth of the Children of Promise NYC program… Honored as the New York Giants Hometown Hero at the United Way of New York City's Gridiron Gala which raised over $2.4 million for UWNYC programming…Attended the Lehigh Valley Allstar Football Classic in Nazareth, PA to celebrate the high school athletes…Hosted a youth football camp for children in Canaan, CT…Attended The Giants Foundation Golf Classic which raised over $400,000 for The Giants Foundation… Met with members from the Wounded Warriors Project during their visit at the Quest Diagnostic Training Facility to watch practice and enjoy a day with the Giants…Participated in the NFL's national Inspire Change PSA…Joined the city of East Orange to give away 500 turkeys and meals to families for Thanksgiving…Annually represents 22Q, a rare disease that his niece is battling, during the My Cause My Cleats NFL initiative.

PERSONAL

- Has a daughter, Jada Clare Barkley, and a son, Saquon, Jr…Received his degree in communications from Penn State in 2022…Son of Alibay Barkley and Tonya Johnson...Has 2 brothers, Rashard Johnson and Ali Barkley, and 2 sisters, Shaquona and Aliyah Barkley…Father was an amateur boxer…Brother, Rashard, played football and wrestled…Great uncle is former WBC middleweight champion Iran Barkley…Was born in The Bronx…Three-year letterman and team captain his senior year at Whitehall (Pa.) High School…First-team all-state (AAAA) by Pennsylvania Football News...Selected as 2014 Mr. Pennsylvania Football for Class AAA/AAAA…As a senior in 2014, rushed for 1,856 yards, 8.6 yards per carry, and recorded 31 total touchdowns…Had 3 interceptions and 5 tackles for loss as a senior...Two-time All-Lehigh Valley Conference selection…Helped lead Whitehall to league titles as a sophomore and junior...Rushed for 1,506 yards and recorded 27 touchdowns as a junior...Tallied 284 rushing yards and 5 total scores as a sophomore…Ranked as the 9th-best running back in the nation and the top prospect in Pennsylvania by 247Sports...Rated by Scout among the top 5 prospects in the state…Lettered in basketball and track…Won the gold medal in the eastern Pennsylvania Conference boys 100 meters.

SAQUON BARKLEY'S NFL REGULAR SEASON RUSHING/RECEIVING STATISTICS

				RUSHING					RECEIVING				
DATE	TEAM	GP	GS	NO.	YDS.	AVG.	LG	TD	NO.	YDS.	AVG.	LG	TD
2018	N.Y. Giants	16	16	261	1,307	5.0	78t	11	91	721	7.9	57t	4
2019	N.Y. Giants	13	13	217	1,003	4.6	68t	6	52	438	8.4	65	2
2020	N.Y. Giants	2	2	19	34	1.8	18	0	6	60	10.0	38	0
2021	N.Y. Giants	13	13	162	593	3.7	41	2	41	263	6.4	54t	2
2022	N.Y. Giants	16	16	295	1,312	4.4	68	10	57	338	5.9	41	0
2023	N.Y. Giants	4	4	74	284	3.8	34	1	16	87	5.4	32t	2
NFL TOTALS		**64**	**64**	**1,028**	**4,533**	**4.4**	**78T**	**30**	**263**	**1,907**	**7.3**	**65**	**10**

SAQUON BARKLEY'S NFL POSTSEASON RUSHING/RECEIVING STATISTICS

				RUSHING					RECEIVING				
DATE	TEAM	GP	GS	NO.	YDS.	AVG.	LG	TD	NO.	YDS.	AVG.	LG	TD
2022	N.Y. Giants	2	2	18	114	6.3	39	2	7	77	11.0	24	0
NFL TOTALS		**2**	**2**	**18**	**114**	**6.3**	**39**	**2**	**7**	**77**	**11.0**	**24**	**0**

SINGLE-GAME HIGHS: RUSHING/RECEIVING

Rush Attempts
35 vs. Houston Texans, Nov 13, 2022
31 vs. Chicago Bears, Oct 02, 2022
27 vs. Tampa Bay Buccaneers, Nov 18, 2018
24 at Buffalo Bills, Oct 15, 2023
24 at Jacksonville Jaguars, Oct 23, 2022
...2 more at 24.

Rushing Yards
189 at Washington Redskins, Dec 22, 2019
170 at Washington Redskins, Dec 09, 2018
164 at Tennessee Titans, Sep 11, 2022
152 vs. Houston Texans, Nov 13, 2022
146 vs. Chicago Bears, Oct 02, 2022

Rushing Average
12.1 at Washington Redskins, Dec 09, 2018
10.9 at Dallas Cowboys, Sep 08, 2019
10.0 vs. Philadelphia Eagles, Oct 11, 2018
9.1 at Tennessee Titans, Sep 11, 2022
8.6 at Washington Redskins, Dec 22, 2019

Longest Runs
78t at Washington Redskins, Dec 09, 2018
68 at Tennessee Titans, Sep 11, 2022
68t vs. Philadelphia Eagles, Dec 29, 2019
68 vs. Dallas Cowboys, Dec 30, 2018
...1 more at 68.

Rushing TDs
2 vs. Miami Dolphins, Dec 15, 2019
2 vs. Tampa Bay Buccaneers, Nov 18, 2018
1 at Arizona Cardinals, Sep 17, 2023
1 at Minnesota Vikings, Dec 24, 2022
...24 more at 1.

Receptions
14 at Dallas Cowboys, Sep 16, 2018
9 vs. Washington Redskins, Oct 28, 2018
9 at Atlanta Falcons, Oct 22, 2018
9 vs. Philadelphia Eagles, Oct 11, 2018
8 at Minnesota Vikings, Dec 24, 2022
...1 more at 8.

Receiving Yards
99 vs. Philadelphia Eagles, Oct 11, 2018
90 at Washington Redskins, Dec 22, 2019
81 at Carolina Panthers, Oct 07, 2018
80 at Dallas Cowboys, Sep 16, 2018
79 at Detroit Lions, Oct 27, 2019

Receiving Average
22.5 at Washington Redskins, Dec 22, 2019
20.3 at Carolina Panthers, Oct 07, 2018
14.8 at New Orleans Saints, Oct 03, 2021
13.7 vs. Washington Commanders, Oct 22, 2023
12.0 at Green Bay Packers, Oct 09, 2022

Longest Receptions
65 vs. Dallas Cowboys, Nov 04, 2019
57t at Carolina Panthers, Oct 07, 2018
55 vs. Philadelphia Eagles, Oct 11, 2018
54t at New Orleans Saints, Oct 03, 2021
51 at Washington Redskins, Dec 22, 2019

Receiving TDs
2 at Carolina Panthers, Oct 07, 2018
1 vs. Washington Commanders, Oct 22, 2023
1 at Arizona Cardinals, Sep 17, 2023
1 at Los Angeles Chargers, Dec 12, 2021
...5 more at 1.

All-Purpose Yards
279 at Washington Redskins, Dec 22, 2019
229 vs. Philadelphia Eagles, Oct 11, 2018
197 at Washington Redskins, Dec 09, 2018
194 at Tennessee Titans, Sep 11, 2022
162 vs. Chicago Bears, Oct 02, 2022

Most TDs
3 vs. Tampa Bay Buccaneers, Nov 18, 2018
2 at Arizona Cardinals, Sep 17, 2023
2 at New Orleans Saints, Oct 03, 2021
2 at Washington Redskins, Dec 22, 2019
...3 more at 2.

Miscellaneous Tackles
1 at New York Jets, Nov 10, 2019
1 vs. Philadelphia Eagles, Oct 11, 2018

SINGLE-GAME HIGHS - POSTSEASON: RUSHING/RECEIVING

Rush Attempts	9 at Philadelphia Eagles, Jan 21, 2023
	9 at Minnesota Vikings, Jan 15, 2023
Rushing Yards	61 at Philadelphia Eagles, Jan 21, 2023
	53 at Minnesota Vikings, Jan 15, 2023
Rushing Average	6.8 at Philadelphia Eagles, Jan 21, 2023
	5.9 at Minnesota Vikings, Jan 15, 2023
Longest Runs	39 at Philadelphia Eagles, Jan 21, 2023
	28t at Minnesota Vikings, Jan 15, 2023
	16 at Minnesota Vikings, Jan 15, 2023
	6 at Philadelphia Eagles, Jan 21, 2023
	5 at Philadelphia Eagles, Jan 21, 2023
Rushing TDs	2 at Minnesota Vikings, Jan 15, 2023
Receptions	5 at Minnesota Vikings, Jan 15, 2023
	2 at Philadelphia Eagles, Jan 21, 2023
Receiving Yards	56 at Minnesota Vikings, Jan 15, 2023
	21 at Philadelphia Eagles, Jan 21, 2023
Receiving Average	11.2 at Minnesota Vikings, Jan 15, 2023
Longest Receptions	24 at Minnesota Vikings, Jan 15, 2023
	19 at Philadelphia Eagles, Jan 21, 2023
	12 at Minnesota Vikings, Jan 15, 2023
	10 at Minnesota Vikings, Jan 15, 2023
	7 at Minnesota Vikings, Jan 15, 2023
All-Purpose Yards	109 at Minnesota Vikings, Jan 15, 2023
	82 at Philadelphia Eagles, Jan 21, 2023
Most TDs	2 at Minnesota Vikings, Jan 15, 2023

100-YARD RUSHING GAMES (16): REGULAR SEASON

DATE	TEAM	ATT.	YDS.	AVG.	LG	TD
09/09/18	JACKSONVILLE	18	106	5.9	68t	1
10/11/18	PHILADELPHIA	13	130	10.0	50t	1
11/18/18	TAMPA BAY	27	142	5.3	23	2
11/25/18	at Philadelphia	13	101	7.8	51t	1
12/02/18	CHICAGO	24	125	5.2	29	0
12/09/18	at Washington	14	170	12.1	78t	1
12/30/18	DALLAS	17	109	6.4	68	1
09/08/19	at Dallas	11	120	10.9	59	0
09/15/19	BUFFALO	18	107	5.9	27t	1
12/15/19	MIAMI	24	112	4.7	12	2
12/22/19	at Washington	22	189	8.6	67t	1
01/02/22	at Chicago	21	102	4.9	10	0
09/11/22	at Tennessee	18	164	9.1	68	1
10/02/22	CHICAGO	31	146	4.7	29	0
10/23/22	at Jacksonville	24	110	4.6	20	0
11/13/22	HOUSTON	35	152	4.3	27	1

2018 GAME-BY-GAME REGULAR-SEASON STATISTICS (N.Y. GIANTS)

			RUSHING					RECEIVING						
DATE	OPPONENT	P/S	NO.	YDS.	AVG.	LG	TD	NO.	YDS.	AVG.	LG	TD	W/L	SCORE
09/09	Jacksonville	S	18	106	5.9	68t	1	2	22	11.0	18	0	L	15-20
09/16	at Dallas	S	11	28	2.5	10	0	14	80	5.7	18	0	L	13-20
09/23	at Houston	S	17	82	4.8	24	1	5	35	7.0	21	0	W	27-22
09/30	New Orleans	S	10	44	4.4	28	1	6	56	9.3	13	0	L	18-33
10/07	at Carolina	S	15	48	3.2	30	0	4	81	20.3	57t	2	L	31-33
10/11	Philadelphia	S	13	130	10.0	50t	1	9	99	11.0	55	0	L	13-34
10/22	at Atlanta	S	14	43	3.1	15	1	9	51	5.7	14	0	L	20-23
10/28	Washington	S	13	38	2.9	9	0	9	73	8.1	24	0	L	13-20
11/12	at San Francisco	S	20	67	3.4	18	0	4	33	8.3	23	0	W	27-23
11/18	Tampa Bay	S	27	142	5.3	23	2	2	10	5.0	6t	1	W	38-35
11/25	at Philadelphia	S	13	101	7.8	51t	1	7	41	5.9	13t	1	L	22-25
12/02	Chicago	S	24	125	5.2	29	0	3	21	7.0	17	0	W	30-27+
12/09	at Washington	S	14	170	12.1	78t	1	4	27	6.8	13	0	W	40-16
12/16	Tennessee	S	14	31	2.2	17	0	4	25	6.3	11	0	L	0-17
12/23	at Indianapolis	S	21	43	2.0	6	1	5	34	6.8	18	0	L	27-28
12/30	Dallas	S	17	109	6.4	68	1	4	33	8.3	17	0	L	35-36
2018 TOTALS		**16-16**	**261**	**1,307**	**5.0**	**78T**	**11**	**91**	**721**	**7.9**	**57T**	**4**	**5-11**	

+ - Overtime

2019 GAME-BY-GAME REGULAR-SEASON STATISTICS (N.Y. GIANTS)

			RUSHING					RECEIVING						
DATE	OPPONENT	P/S	NO.	YDS.	AVG.	LG	TD	NO.	YDS.	AVG.	LG	TD	W/L	SCORE
09/08	at Dallas	S	11	120	10.9	59	0	4	19	4.8	9	0	L	17-35
09/15	Buffalo	S	18	107	5.9	27t	1	3	28	9.3	19	0	L	14-28
09/22	at Tampa Bay	S	8	10	1.3	6	0	4	27	6.8	19	0	W	32-31
09/29	Washington						INACTIVE						W	24-3
10/06	Minnesota						INACTIVE						L	10-28
10/10	at New England						INACTIVE						L	14-35
10/20	Arizona	S	18	72	4.0	20	1	3	8	2.7	10	0	L	21-27
10/27	at Detroit	S	19	64	3.4	13	0	8	79	9.9	38	1	L	26-31
11/04	Dallas	S	14	28	2.0	8	0	6	67	11.2	65	0	L	18-37
11/10	at N.Y. Jets	S	13	1	0.1	3	0	5	30	6.0	22	0	L	27-34
11/24	at Chicago	S	17	59	3.5	22	0	2	1	0.5	1	0	L	14-19
12/01	Green Bay	S	19	83	4.4	16	0	3	32	10.7	27	0	L	13-31
12/09	at Philadelphia	S	17	66	3.9	11	0	3	1	0.3	2	0	L	17-23+
12/15	Miami	S	24	112	4.7	12	2	4	31	7.8	11	0	W	36-20
12/22	at Washington	S	22	189	8.6	67t	1	4	90	22.5	51	1	W	41-35+
12/29	Philadelphia	S	17	92	5.4	68t	1	3	25	8.3	9	0	L	17-34
2019 TOTALS		**13-13**	**217**	**1,003**	**4.6**	**68T**	**6**	**52**	**438**	**8.4**	**65**	**2**	**4-12**	

+ - Overtime

2020 GAME-BY-GAME REGULAR-SEASON STATISTICS (N.Y. GIANTS)

			RUSHING					RECEIVING						
DATE	OPPONENT	P/S	NO.	YDS.	AVG.	LG	TD	NO.	YDS.	AVG.	LG	TD	W/L	SCORE
09/14	Pittsburgh	S	15	6	0.4	7	0	6	60	10.0	38	0	L	16-26
09/20	at Chicago	S	4	28	7.0	18	0	0	0	0.0	0	0	L	13-17
09/27	San Francisco						INJURED RESERVE						L	9-36
10/04	at L.A. Rams						INJURED RESERVE						L	9-17
10/11	at Dallas						INJURED RESERVE						L	34-37
10/18	Washington						INJURED RESERVE						W	20-19
10/22	at Philadelphia						INJURED RESERVE						L	21-22
11/02	Tampa Bay						INJURED RESERVE						L	23-25
11/08	at Washington						INJURED RESERVE						W	23-20
11/15	Philadelphia						INJURED RESERVE						W	27-17
11/29	at Cincinnati						INJURED RESERVE						W	19-17
12/06	at Seattle						INJURED RESERVE						W	17-12
12/13	Arizona						INJURED RESERVE						L	7-26
12/20	Cleveland						INJURED RESERVE						L	6-20
12/27	at Baltimore						INJURED RESERVE						L	13-27
01/03	Dallas						INJURED RESERVE						W	23-19
2020 TOTALS		**2-2**	**19**	**34**	**1.8**	**18**	**0**	**6**	**60**	**10.0**	**38**	**0**	**6-10**	

2021 GAME-BY-GAME REGULAR-SEASON STATISTICS (N.Y. GIANTS)

			RUSHING					RECEIVING						
DATE	OPPONENT	P/S	NO.	YDS.	AVG.	LG	TD	NO.	YDS.	AVG.	LG	TD	W/L	SCORE
09/12	Denver	S	10	26	2.6	5	0	1	1	1.0	1	0	L	13-27
09/16	at Washington	S	13	57	4.4	41	0	2	12	6.0	8	0	L	29-30
09/26	Atlanta	S	16	51	3.2	15	1	6	43	7.2	14	0	L	14-17
10/03	at New Orleans	S	13	52	4.0	17	1	5	74	14.8	54t	1	W	27-21+
10/10	at Dallas	S	2	9	4.5	5	0	0	0	0.0	0	0	L	20-44
10/17	L.A. Rams					ON INACTIVE LIST							L	11-38
10/24	Carolina					ON INACTIVE LIST							W	25-3
11/01	at Kansas City					ON INACTIVE LIST							L	17-20
11/07	Las Vegas					ON INACTIVE LIST							W	23-16
11/22	at Tampa Bay	S	6	25	4.2	12	0	6	31	5.2	11	0	L	10-30
11/28	Philadelphia	S	13	40	3.1	32	0	4	13	3.3	8	0	W	13-7
12/05	at Miami	S	11	55	5.0	23	0	6	19	3.2	11	0	L	9-20
12/12	at L.A. Chargers	S	16	64	4.0	13	0	3	31	10.3	18t	1	L	21-37
12/19	Dallas	S	15	50	3.3	6	0	4	24	6.0	15	0	L	6-21
12/26	at Philadelphia	S	15	32	2.1	7	0	1	-4	-4.0	-4	0	L	10-34
01/02	at Chicago	S	21	102	4.9	10	0	0	0	0.0	0	0	L	3-29
01/09	Washington	S	11	30	2.7	6	0	3	19	6.3	11	0	L	7-22
2021 TOTALS		**13-13**	**162**	**593**	**3.7**	**41**	**2**	**41**	**263**	**6.4**	**54T**	**2**	**4-13**	

+ - Overtime

2022 GAME-BY-GAME REGULAR-SEASON STATISTICS (N.Y. GIANTS)

			RUSHING					RECEIVING						
DATE	OPPONENT	P/S	NO.	YDS.	AVG.	LG	TD	NO.	YDS.	AVG.	LG	TD	W/L/T	SCORE
09/11	at Tennessee	S	18	164	9.1	68	1	6	30	5.0	7	0	W	21-20
09/18	Carolina	S	21	72	3.4	16	0	3	16	5.3	9	0	W	19-16
09/26	Dallas	S	14	81	5.8	36t	1	4	45	11.3	21	0	L	16-23
10/02	Chicago	S	31	146	4.7	29	0	2	16	8.0	15	0	W	20-12
10/09	at Green Bay	S	13	70	5.4	40	1	3	36	12.0	41	0	W	27-22
10/16	Baltimore	S	22	83	3.8	8	1	3	12	4.0	5	0	W	24-20
10/23	at Jacksonville	S	24	110	4.6	20	0	4	25	6.3	9	0	W	23-17
10/30	at Seattle	S	20	53	2.7	15	1	3	9	3.0	12	0	L	13-27
11/13	Houston	S	35	152	4.3	27	1	1	8	8.0	8	0	W	24-16
11/20	Detroit	S	15	22	1.5	4	0	2	13	6.5	7	0	L	18-31
11/24	at Dallas	S	11	39	3.5	10	1	4	13	3.3	5	0	L	20-28
12/04	Washington	S	18	63	3.5	21	1	5	18	3.6	7	0	T	20-20
12/11	Philadelphia	S	9	28	3.1	9	0	2	20	10.0	16	0	L	22-48
12/18	at Washington	S	18	87	4.8	15	1	5	33	6.6	9	0	W	20-12
12/24	at Minnesota	S	14	84	6.0	27t	1	8	49	6.1	18	0	L	24-27
01/01	Indianapolis	S	12	58	4.8	19	0	2	-5	-2.5	-2	0	W	38-10
01/08	at Philadelphia					ON INACTIVE LIST							L	16-22
2022 TOTALS		**16-16**	**295**	**1,312**	**4.4**	**68**	**10**	**57**	**338**	**5.9**	**41**	**0**	**9-7-1**	

2023 GAME-BY-GAME REGULAR-SEASON STATISTICS (N.Y. GIANTS)

			RUSHING					RECEIVING						
DATE	OPPONENT	P/S	NO.	YDS.	AVG.	LG	TD	NO.	YDS.	AVG.	LG	TD	W/L	SCORE
09/10	Dallas	S	12	51	4.3	18	0	3	12	4.0	7	0	L	0-40
09/17	at Arizona	S	17	63	3.7	16	1	6	29	4.8	10	1	W	31-28
09/21	at San Francisco					INACTIVE							L	12-30
10/02	Seattle					ON INACTIVE LIST							L	3-24
10/08	at Miami					ON INACTIVE LIST							L	16-31
10/15	at Buffalo	S	24	93	3.9	34	0	4	5	1.3	3	0	L	9-14
10/22	Washington	S	21	77	3.7	12	0	3	41	13.7	32t	1	W	14-7
2023 TOTALS		**4-4**	**74**	**284**	**3.8**	**34**	**1**	**16**	**87**	**5.4**	**32T**	**2**	**2-5**	

2022 GAME-BY-GAME POSTSEASON STATISTICS (N.Y. GIANTS)

			RUSHING					RECEIVING						
DATE	OPPONENT	P/S	NO.	YDS.	AVG.	LG	TD	NO.	YDS.	AVG.	LG	TD	W/L	SCORE
01/15	at Minnesota	S	9	53	5.9	28t	2	5	56	11.2	24	0	W	31-24
01/21	at Philadelphia	S	9	61	6.8	39	0	2	21	10.5	19	0	L	7-38
2022 TOTALS		**2-2**	**18**	**114**	**6.3**	**39**	**2**	**7**	**77**	**11.0**	**24**	**0**	**1-1**	



TRANSACTIONS

» Originally a 2nd-round (61st pick overall) draft choice by the Buffalo Bills in 2021…Traded with a 2025 7th-round draft choice, to the Giants for a 2025 6th-round draft pick.

CAREER HIGHLIGHTS

» In his third NFL season and first season with the Giants after 2 seasons in Buffalo...Has played in 29 regular-season games and 4 postseason games…Regular-season totals include 40 tackles (22 solo), 4.5 sacks, 5 tackles for loss, 8 quarterback hits, 2 passes defensed and one interception…In the postseason, Basham has 11 tackles (7 solo) 2.0 sacks, 2 tackles for loss, 3 quarterback hits and one pass defensed.

» In 2022, Basham played in 15 regular-season games and had 19 tackles (9 solo), 2.0 sacks, one tackle for loss, 5 quarterback hits, and one fumble recovery…Added 5 tackles (2 solo), including 1.0 sack, in the playoffs…Registered a sack and his first career interception, of a Matthew Stafford, pass, at the Rams (9/8)…Posted 4 tackles (2 solo), including a 3-yard sack) vs. Minnesota (11/13)…Tallied a season-high 4 tackles (one solo) vs. the Jets (12/11)…Contributed 5 tackles (2 solo), including a 7-yard sack, in the AFC Wild Card Game vs. Miami (1/15).

» As a rookie in 2021, played in 8 regular-season games and 2 postseason games…Finished with 18 tackles (11 solo), 2.5 sacks, 4 tackles for loss and 3 quarterback hits, plus 6 tackles (5 solo) and 1.0 sack in the playoffs...In his NFL debut, had 2 tackles, including a 10-yard sack of Davis Mills, vs. Houston (10/3)…Registered a season-high 4 tackles (3 solo), vs. Carolina (12/19)…Had 3 tackles (2 solo), including a 4-yard sack of Mac Jones, in his first playoff game, vs. New England (11/15).

COLLEGE

» In 4 seasons at Wake Forest (2017-20), Basham played in 45 games and totaled 173 tackles (97 solo), 20.5 sacks (4th most in school history), 8 passes defensed, 4 forced fumbles and 3 fumble recoveries…As a senior in 2020, played in 7 games and registered 28 tackles (20 solo), including 5.5 sacks…Had the longest active streak in the country of 23 consecutive games with a tackle for loss end vs. Syracuse…He was the only player in the country to have a streak in double digits when the streak ended…In 2019, played in a career-high 13 games and was selected first-team All-ACC…Collected a career-best 11.0 sacks, the 2nd-highest total in school history, as well as 18 tackles for loss…Tallied 57 tackles (26 solo)…In 2028, played in 12 games and registered a career-high 64 tackles (36 solo), including 4.5 sacks and 11 tackles for loss.

PERSONAL

» Earned a degree in communications…As a senior at Northside High School in Roanoke, Va. in 2015, was named a team captain and the Virginia 3-A State Player of the Year…First Team 3-A all-state selection, All-Timesland by the Roanoke Time, All-31 Conference and Defensive Player of the Year and Blue Ridge District Defensive Player of the Year…Had 76 solo tackles, 21 tackles for loss and 7 sacks as a senior, and added 9 receptions and 2 touchdown catches at tight end…In 2013, became a starter on the Vikings' 3-A state championship team…Four-year letterman…Started at center on Northside's basketball team… Full name is Carlos Basham, Jr…Nickname is Boogie…Son of Carlos, Sr. and Crystal Basham…Cousin, Tarell Basham, is a defensive end for the Cincinnati Bengals.

REGULAR SEASON COMPARISON: DEFENSIVE - WASHINGTON COMMANDERS

				TACKLES									MISC	
DATE	OPP	W/L	GP/GS	TOT	SOLO	ASST	SACK	YDS.	INT	TFL	PD	QBH	TD	FF	FR
10/22/23	NYG vs. WAS	W	P	0	0	0	0.0	0.0	0	0	0	0	0	0	0
TOTALS		**1/0**	**1/0**	**0**	**0**	**0**	**0.0**	**0.0**	**0**	**0**	**0**	**0**	**0**	**0**	**0**

BOOGIE BASHAM'S NFL REGULAR SEASON DEFENSIVE STATISTICS

				TACKLES								INTERCEPTIONS					O. FUMB				ST					MISC	
DATE	TEAM	GP	GS	TK	S	A	TFL	YDS	SK	YDS	QBH	NO	YDS	LG	TD	PD	FF	FR	TD	YDS	TK	S	A	FF	FR	S	A
2021	Buffalo	8	0	18	11	7	4	27	2.5	24.0	3	0	0	0	0	0	0	0	0	0	0	0	0	0	0	0	0
2022	Buffalo	15	0	19	9	10	1	3	2.0	3.0	5	1	21	21	0	2	0	1	0	1	0	0	0	0	0	0	0
2023	N.Y. Giants	7	0	3	2	1	0	0	0.0	0.0	0	0	0	0	0	0	0	0	0	0	0	0	0	0	0	0	0
NFL TOTALS		**30**	**0**	**40**	**22**	**18**	**5**	**30**	**4.5**	**27.0**	**8**	**1**	**21**	**21**	**0**	**2**	**0**	**1**	**0**	**1**	**0**	**0**	**0**	**0**	**0**	**0**	**0**

BOOGIE BASHAM'S NFL POSTSEASON DEFENSIVE STATISTICS

				TACKLES								INTERCEPTIONS					O. FUMB				ST					MISC	
DATE	TEAM	GP	GS	TK	S	A	TFL	YDS	SK	YDS	QBH	NO	YDS	LG	TD	PD	FF	FR	TD	YDS	TK	S	A	FF	FR	S	A
2021	Buffalo	2	0	6	5	1	1	4	1.0	4.0	1	0	0	0	0	0	0	0	0	0	0	0	0	0	0	0	0
2022	Buffalo	2	0	5	2	3	1	7	1.0	7.0	2	0	0	0	0	1	0	0	0	0	0	0	0	0	0	0	0
NFL TOTALS		**4**	**0**	**11**	**7**	**4**	**2**	**11**	**2.0**	**11.0**	**3**	**0**	**0**	**0**	**0**	**1**	**0**	**0**	**0**	**0**	**0**	**0**	**0**	**0**	**0**	**0**	**0**

SINGLE-GAME HIGHS: DEFENSIVE

Total Tackles
4 vs. New York Jets, Dec 11, 2022
4 vs. Carolina Panthers, Dec 19, 2021
3 vs. Green Bay Packers, Oct 30, 2022
3 at New York Jets, Nov 14, 2021
...1 more at 3.

Solo Tackles
3 vs. Carolina Panthers, Dec 19, 2021
2 vs. Minnesota Vikings, Nov 13, 2022
2 vs. Green Bay Packers, Oct 30, 2022
2 at Los Angeles Rams, Sep 08, 2022
...2 more at 2.

Sacks
1.0 at Los Angeles Rams, Sep 08, 2022
1.0 vs. New York Jets, Jan 09, 2022
1.0 vs. Houston Texans, Oct 03, 2021
0.5 at Kansas City Chiefs, Oct 10, 2021

Passes Defensed
1 at Miami Dolphins, Sep 25, 2022
1 at Los Angeles Rams, Sep 08, 2022

Fumble Recoveries
1 vs. Tennessee Titans, Sep 19, 2022

Tackles For Loss
1 vs. New York Jets, Jan 09, 2022
1 vs. New England Patriots, Dec 06, 2021
1 at New York Jets, Nov 14, 2021
...1 more at 1.

Interceptions
1 at Los Angeles Rams, Sep 08, 2022

SINGLE-GAME HIGHS - POSTSEASON: DEFENSIVE

Total Tackles
5 vs. Miami Dolphins, Jan 15, 2023
3 at Kansas City Chiefs, Jan 23, 2022
3 vs. New England Patriots, Jan 15, 2022

Solo Tackles
3 at Kansas City Chiefs, Jan 23, 2022
2 vs. Miami Dolphins, Jan 15, 2023
2 vs. New England Patriots, Jan 15, 2022

Sacks
1.0 vs. Miami Dolphins, Jan 15, 2023
1.0 vs. New England Patriots, Jan 15, 2022

Tackles For Loss
1 vs. Miami Dolphins, Jan 15, 2023
1 vs. New England Patriots, Jan 15, 2022

2021 GAME-BY-GAME REGULAR-SEASON STATISTICS (BUFFALO)

			TACKLES								INTERCEPTIONS					O. FUMB				ST					MISC			
DATE	OPPONENT	P/S	TK	S	A	SK	YDS	TFL	YDS	QBH	NO	YDS	LG	TD	PD	FF	FR	TD	YDS	TK	S	A	FF	FR	S	A	W/L	SCORE
09/12	Pittsburgh										ON INACTIVE LIST																L	16-23
09/19	at Miami										ON INACTIVE LIST																W	35-0
09/26	Washington										ON INACTIVE LIST																W	43-21
10/03	Houston	P	2	1	1	1.0	10.0	1	10	1	0	0	0	0	0	0	0	0	0	0	0	0	0	0	0	0	W	40-0
10/10	at Kansas City	P	3	2	1	0.5	0.0	0	0	1	0	0	0	0	0	0	0	0	0	0	0	0	0	0	0	0	W	38-20
10/18	at Tennessee										ON INACTIVE LIST																L	31-34
10/31	Miami										ON INACTIVE LIST																W	26-11
11/07	at Jacksonville										ON INACTIVE LIST																L	6-9
11/14	at N.Y. Jets	P	3	1	2	0.0	0.0	1	1	0	0	0	0	0	0	0	0	0	0	0	0	0	0	0	0	0	W	45-17
11/21	Indianapolis	P	2	1	1	0.0	0.0	0	0	0	0	0	0	0	0	0	0	0	0	0	0	0	0	0	0	0	L	15-41
11/25	at New Orleans										INACTIVE																W	31-6
12/06	New England	P	2	2	0	0.0	0.0	1	2	0	0	0	0	0	0	0	0	0	0	0	0	0	0	0	0	0	L	10-14
12/12	at Tampa Bay										ON INACTIVE LIST																L	27-33+
12/19	Carolina	P	4	3	1	0.0	0.0	0	0	0	0	0	0	0	0	0	0	0	0	0	0	0	0	0	0	0	W	31-14
12/26	at New England	P	1	0	1	0.0	0.0	0	0	0	0	0	0	0	0	0	0	0	0	0	0	0	0	0	0	0	W	33-21
01/02	Atlanta										ON INACTIVE LIST																W	29-15
01/09	N.Y. Jets	P	1	1	0	1.0	14.0	1	14	1	0	0	0	0	0	0	0	0	0	0	0	0	0	0	0	0	W	27-10
2021 TOTALS		**8-0**	**18**	**11**	**7**	**2.5**	**24.0**	**4**	**27**	**3**	**0**	**0**	**0**	**0**	**0**	**0**	**0**	**0**	**0**	**0**	**0**	**0**	**0**	**0**	**0**	**0**	**11-6**	

+ - Overtime

2022 GAME-BY-GAME REGULAR-SEASON STATISTICS (BUFFALO)

			TACKLES								INTERCEPTIONS					O. FUMB				ST					MISC			
DATE	OPPONENT	P/S	TK	S	A	SK	YDS	TFL	YDS	QBH	NO	YDS	LG	TD	PD	FF	FR	TD	YDS	TK	S	A	FF	FR	S	A	W/L	SCORE
09/08	at L.A. Rams	P	2	2	0	1.0	0.0	0	0	2	1	21	21	0	1	0	0	0	0	0	0	0	0	0	0	0	W	31-10
09/19	Tennessee	P	1	0	1	0.0	0.0	0	0	0	0	0	0	0	0	0	1	0	1	0	0	0	0	0	0	0	W	41-7
09/25	at Miami	P	0	0	0	0.0	0.0	0	0	0	0	0	0	0	1	0	0	0	0	0	0	0	0	0	0	0	L	19-21
10/02	at Baltimore	P	1	0	1	0.0	0.0	0	0	0	0	0	0	0	0	0	0	0	0	0	0	0	0	0	0	0	W	23-20
10/09	Pittsburgh	P	0	0	0	0.0	0.0	0	0	0	0	0	0	0	0	0	0	0	0	0	0	0	0	0	0	0	W	38-3
10/16	at Kansas City	P	0	0	0	0.0	0.0	0	0	1	0	0	0	0	0	0	0	0	0	0	0	0	0	0	0	0	W	24-20
10/30	Green Bay	P	3	2	1	0.0	0.0	0	0	0	0	0	0	0	0	0	0	0	0	0	0	0	0	0	0	0	W	27-17
11/06	at N.Y. Jets	P	1	0	1	0.0	0.0	0	0	0	0	0	0	0	0	0	0	0	0	0	0	0	0	0	0	0	L	17-20
11/13	Minnesota	P	2	2	0	1.0	3.0	1	3	1	0	0	0	0	0	0	0	0	0	0	0	0	0	0	0	0	L	30-33+
11/20	Cleveland	P	2	1	1	0.0	0.0	0	0	0	0	0	0	0	0	0	0	0	0	0	0	0	0	0	0	0	W	31-23
11/24	at Detroit	P	0	0	0	0.0	0.0	0	0	0	0	0	0	0	0	0	0	0	0	0	0	0	0	0	0	0	W	28-25
12/01	at New England	P	1	0	1	0.0	0.0	0	0	1	0	0	0	0	0	0	0	0	0	0	0	0	0	0	0	0	W	24-10
12/11	N.Y. Jets	P	4	1	3	0.0	0.0	0	0	0	0	0	0	0	0	0	0	0	0	0	0	0	0	0	0	0	W	20-12
12/17	Miami	P	1	0	1	0.0	0.0	0	0	0	0	0	0	0	0	0	0	0	0	0	0	0	0	0	0	0	W	32-29
12/24	at Chicago										INACTIVE																W	35-13
01/08	New England	P	1	1	0	0.0	0.0	0	0	0	0	0	0	0	0	0	0	0	0	0	0	0	0	0	0	0	W	35-23
2022 TOTALS		**15-0**	**19**	**9**	**10**	**2.0**	**3.0**	**1**	**3**	**5**	**1**	**21**	**21**	**0**	**2**	**0**	**1**	**0**	**1**	**0**	**0**	**0**	**0**	**0**	**0**	**0**	**13-3**	

+ - Overtime

2023 GAME-BY-GAME REGULAR-SEASON STATISTICS (N.Y. GIANTS)

			TACKLES								INTERCEPTIONS					O. FUMB				ST					MISC			
DATE	OPPONENT	P/S	TK	S	A	SK	YDS	TFL	YDS	QBH	NO	YDS	LG	TD	PD	FF	FR	TD	YDS	TK	S	A	FF	FR	S	A	W/L	SCORE
09/10	Dallas	P	1	1	0	0.0	0.0	0	0	0	0	0	0	0	0	0	0	0	0	0	0	0	0	0	0	0	L	0-40
09/17	at Arizona	P	1	1	0	0.0	0.0	0	0	0	0	0	0	0	0	0	0	0	0	0	0	0	0	0	0	0	W	31-28
09/21	at San Francisco	P	0	0	0	0.0	0.0	0	0	0	0	0	0	0	0	0	0	0	0	0	0	0	0	0	0	0	L	12-30
10/02	Seattle	P	0	0	0	0.0	0.0	0	0	0	0	0	0	0	0	0	0	0	0	0	0	0	0	0	0	0	L	3-24
10/08	at Miami	P	0	0	0	0.0	0.0	0	0	0	0	0	0	0	0	0	0	0	0	0	0	0	0	0	0	0	L	16-31
10/15	at Buffalo	P	1	0	1	0.0	0.0	0	0	0	0	0	0	0	0	0	0	0	0	0	0	0	0	0	0	0	L	9-14
10/22	Washington	P	0	0	0	0.0	0.0	0	0	0	0	0	0	0	0	0	0	0	0	0	0	0	0	0	0	0	W	14-7
2023 TOTALS		**7-0**	**3**	**2**	**1**	**0.0**	**0.0**	**0**	**0**	**0**	**0**	**0**	**0**	**0**	**0**	**0**	**0**	**0**	**0**	**0**	**0**	**0**	**0**	**0**	**0**	**0**	**2-5**	

2021 GAME-BY-GAME POSTSEASON STATISTICS (BUFFALO)

			TACKLES								INTERCEPTIONS					O. FUMB				ST					MISC			
DATE	OPPONENT	P/S	TK	S	A	SK	YDS	TFL	YDS	QBH	NO	YDS	LG	TD	PD	FF	FR	TD	YDS	TK	S	A	FF	FR	S	A	W/L	SCORE
01/15	New England	P	3	2	1	1.0	4.0	1	4	1	0	0	0	0	0	0	0	0	0	0	0	0	0	0	0	0	W	47-17
01/23	at Kansas City	P	3	3	0	0.0	0.0	0	0	0	0	0	0	0	0	0	0	0	0	0	0	0	0	0	0	0	L	36-42+
2021 TOTALS		**2-0**	**6**	**5**	**1**	**1.0**	**4.0**	**1**	**4**	**1**	**0**	**0**	**0**	**0**	**0**	**0**	**0**	**0**	**0**	**0**	**0**	**0**	**0**	**0**	**0**	**0**	**1-1**	

+ - Overtime

2022 GAME-BY-GAME POSTSEASON STATISTICS (BUFFALO)

			TACKLES								INTERCEPTIONS					O. FUMB				ST					MISC			
DATE	OPPONENT	P/S	TK	S	A	SK	YDS	TFL	YDS	QBH	NO	YDS	LG	TD	PD	FF	FR	TD	YDS	TK	S	A	FF	FR	S	A	W/L	SCORE
01/15	Miami	P	5	2	3	1.0	7.0	1	7	2	0	0	0	0	0	0	0	0	0	0	0	0	0	0	0	0	W	34-31
01/22	Cincinnati	P	0	0	0	0.0	0.0	0	0	0	0	0	0	0	1	0	0	0	0	0	0	0	0	0	0	0	L	10-27
2022 TOTALS		**2-0**	**5**	**2**	**3**	**1.0**	**7.0**	**1**	**7**	**2**	**0**	**0**	**0**	**0**	**1**	**0**	**0**	**0**	**0**	**0**	**0**	**0**	**0**	**0**	**0**	**0**	**1-1**	



DARRIAN BEAVERS

ILB

43

HEIGHT: 6-4
WEIGHT: 255
COLLEGE: CINCINNATI
HOW ACQUIRED: D6-'22
NFL EXP.: 2ND YEAR
GIANTS EXP.: 2ND YEAR

TRANSACTIONS

» Originally a 6th-round (182nd pick overall) draft choice by the Giants in 2022.

CAREER HIGHLIGHTS

» As a rookie in 2022, suffered a torn left ACL in a preseason game vs. Cincinnati on Aug. 21 and spent the entire season on injured reserve.

COLLEGE

» Beavers spent 2 years at the University of Connecticut before playing for his hometown Cincinnati Bearcats his final 3 seasons…Played in 62 games with 41 starts and started each of the 38 games in which he played for Cincinnati…Career totals included 233 tackles (130 solo), 28 stops for loss, 14.0 sacks, 3 interceptions, 6 passes defensed, 3 forced fumbles and 2 fumble recoveries…With Cincinnati, he had 195 tackles (106 solo), 20.5 tackles for loss and 7.0 sacks.

» In 2021, Beavers started all 14 games for a Bearcats team that participated in the College Football Playoffs…Selected first-team All-AAC after finishing with career highs of 101 tackles (47 solo), 11.5 tackles for loss and 4.5 sacks…Added 2 forced fumbles, 2 fumble recoveries and one interception…Totaled 9 tackles, 1.0 sack and 2 tackles for loss at Indiana....Finished with 6 tackles and a half-sack at Notre Dame...Tallied a career-high 14 tackles, including one tackle for loss, at Navy...Had a 10-tackle performance vs. Tulsa...Collected 7 tackles and one tackle for loss at USF...Contributed 9 tackles vs. Houston in the AAC Championship Game...Led the Bearcats with 10 tackles, 2 tackles for loss and 1.0 sack vs. Alabama in College Football Playoff Semifinals at the Goodyear Cotton Bowl Classic.

» In 2020, started all 10 games for the AAC champions…Named 2nd-Team All-AAC…Finished the season as Cincinnati's 2nd-leading tackler with 58 stops (28 solo)…Also had 7.5 tackles for loss, 2.5 sacks, 2 interceptions, 4 passes defensed and one forced fumble…Had a season-best 12 tackles, 4.0 stops for a loss and 1.5 sacks at UCF…Picked off passes vs. USF and vs. Tulsa in the AAC Championship game…Forced a fumble in the Chick-fil-A Peach Bowl vs. Georgia.

» Enrolled at Cincinnati in the spring of 2019 after 2 years at UConn…In his first season with the Bearcats, played in all 14 games with 10 starts…Totaled 36 tackles (21 solo), including 1.5 stops for a loss…Had a season-best 6 tackles at USF…Tallied 4 tackles at Marshall and vs. Temple…Named to the 2019 AAC All-Academic Team.

» In 2 seasons at UConn, played in 24 games with 7 starts.

OFF-THE-FIELD ACTIVITY

» Attended The Giants Foundation Golf Classic which raised over $400,000 for The Giants Foundation… Visited schools that participate in the New York City Police Foundation's Far Rockaway Giants youth program and led a flag football clinic with the police officers for the boys in the program… Assisted Eva's Village staff to prepare and serve meals for those in need for Thanksgiving… Met with members from the Wounded Warriors Project during their visit at the Quest Diagnostic Training Facility to watch practice and enjoy a day with the Giants.

PERSONAL

» Graduated with a degree in criminal justice…Played safety and wide receiver and was a 3-year starter at Colerain High School in Cincinnati…Three-year recipient of the Varsity Starter Award...Recognized for being a 4.0 GPA student senior year…As a senior, Beavers led Colerain to an 11-1 record and the team's 3rd consecutive conference championship before falling in overtime of the 2nd round of the 2016 state playoffs…First Team All-Conference on defense as a junior and senior…Also lettered in basketball and track.

DARRIAN BEAVERS' NFL REGULAR SEASON DEFENSIVE STATISTICS

				TACKLES								INTERCEPTIONS					O. FUMB				ST					MISC	
DATE	TEAM	GP	GS	TK	S	A	TFL	YDS	SK	YDS	QBH	NO	YDS	LG	TD	PD	FF	FR	TD	YDS	TK	S	A	FF	FR	S	A
2022	N.Y. Giants	0	0	0	0	0	0	0	0.0	0.0	0	0	0	0	0	0	0	0	0	0	0	0	0	0	0	0	0
2023	N.Y. Giants	0	0	0	0	0	0	0	0.0	0.0	0	0	0	0	0	0	0	0	0	0	0	0	0	0	0	0	0
NFL TOTALS		**0**	**0**	**0**	**0**	**0**	**0**	**0**	**0.0**	**0.0**	**0**	**0**	**0**	**0**	**0**	**0**	**0**	**0**	**0**	**0**	**0**	**0**	**0**	**0**	**0**	**0**	**0**

DARRIAN BEAVERS' NFL POSTSEASON DEFENSIVE STATISTICS

				TACKLES								INTERCEPTIONS					O. FUMB				ST					MISC	
DATE	TEAM	GP	GS	TK	S	A	TFL	YDS	SK	YDS	QBH	NO	YDS	LG	TD	PD	FF	FR	TD	YDS	TK	S	A	FF	FR	S	A
2022	N.Y. Giants	0	0	0	0	0	0	0	0.0	0.0	0	0	0	0	0	0	0	0	0	0	0	0	0	0	0	0	0
NFL TOTALS		**0**	**0**	**0**	**0**	**0**	**0**	**0**	**0.0**	**0.0**	**0**	**0**	**0**	**0**	**0**	**0**	**0**	**0**	**0**	**0**	**0**	**0**	**0**	**0**	**0**	**0**	**0**

2023 GAME-BY-GAME REGULAR-SEASON STATISTICS (N.Y. GIANTS)

			TACKLES								INTERCEPTIONS					O. FUMB				ST					MISC			
DATE	OPPONENT	P/S	TK	S	A	SK	YDS	TFL	YDS	QBH	NO	YDS	LG	TD	PD	FF	FR	TD	YDS	TK	S	A	FF	FR	S	A	W/L	SCORE
09/10	Dallas										PRACTICE SQUAD																L	0-40
09/17	at Arizona										PRACTICE SQUAD																W	31-28
09/21	at San Francisco										PRACTICE SQUAD																L	12-30
10/02	Seattle										PRACTICE SQUAD																L	3-24
10/08	at Miami										PRACTICE SQUAD																L	16-31
10/15	at Buffalo										PRACTICE SQUAD																L	9-14
10/22	Washington										PRACTICE SQUAD																W	14-7
2023 TOTALS			**0**	**0**	**0**	**0.0**	**0.0**	**0**	**0**	**0**	**0**	**0**	**0**	**0**	**0**	**0**	**0**	**0**	**0**	**0**	**0**	**0**	**0**	**0**	**0**	**0**	**2-5**	



DANIEL BELLINGER

TE

82

HEIGHT: 6-6
WEIGHT: 255
COLLEGE: SAN DIEGO STATE
HOW ACQUIRED: D4-'22
NFL EXP.: 2ND YEAR
GIANTS EXP.: 2ND YEAR

TRANSACTIONS

» Originally a 4th-round (112th pick overall) draft choice by the Giants in 2022.

CAREER HIGHLIGHTS

» Entering his second season in the NFL and with the Giants...Has played in 17 games, starting 14...Career numbers include 34 receptions for 290 yards (8.5 avg.), 2 receiving touchdowns, and 1 rushing attempt for 2 yards and 1 touchdown.
» As a rookie in 2022, played in 12 regular season games with 11 starts and started both Giants' postseason games…Missed 4 games with an eye injury suffered at Jacksonville…Finished 5th on the team with 30 receptions, for 268 yards (8.9-yard avg.) and 2 touchdowns…Scored on 2-yard touchdown on his only rushing attempt…In the playoffs, he had 3 receptions for 21 yards and one touchdown.
» Started in his NFL debut at Tennessee (9/11)…Did not start vs. Carolina (9/18)…but caught his first career pass, a 16-yard touchdown from Daniel Jones…Was the Giants rookie tight end to score a touchdown since Kaden Smith scored twice at Washington on Dec. 22. 2019…Collected 4 receptions for 40 yards vs. Dallas (9/26)…Led the Giants with 3 receptions for 23 yards vs. Chicago (10/2)…Caught 2 passes for 22 yards and ran for a 2-yard touchdown on a double reverse - his first career rushing attempt - at Green Bay (in London, 10/9)…Became the first rookie tight end in Giants history to rush for a touchdown…Led the Giants with a season-high 5 receptions for 38 yards, including an 8-yard touchdown, vs. Baltimore (10/16)… Inactive at Seattle (10/30), vs. Houston (11/13), vs. Detroit (11/20) and at Dallas (11/24) due to his eye injury.
» Started in his return and tied his season high with 5 catches for 24 yards vs. Washington (12/4)…Posted a career-long 24-yard reception vs. Indianapolis (1/1)…Inactive with numerous other starters at Philadelphia (1/8).
» Caught 2 passes for 17 yards, including a 9-yard touchdown, in the NFC Wild Card Game at Minnesota (1/15)…Had a 4-yard reception for 4 yards in the divisional round at Philadelphia (1/21).

COLLEGE

» Played in 43 games with 32 starts at San Diego State…Career totals included 68 receptions for 771 yards (11.3-yard avg.) and 5 touchdowns, with a long catch of 73 yards…Had a career-high 5 receptions in a game 4 times…3-time Mountain West Conference Fall All-Academic team and Mountain West scholar athlete….As a senior in 2021, started all 13 games…Selected as a team captain…Compiled career-high totals of 31 catches and 37 yards, including the 73-yarder, while scoring twice…Had 3 catches for a career-high 113 yards and one touchdown at Arizona on (9/11)…Became the first Aztec tight end to break 100 receiving yards since Gavin Escobar had 108 vs. UNLV on Oct. 27, 2012…Produced the most receiving yards by an Aztec tight end since Escobar had 117 vs. North Dakota on Sept. 15, 2012…Had a career-long 73-yard catch, which was the longest by an Aztec tight end since at least the 1996 season…In 2020, started all 8 games in a season shortened by the pandemic…Named honorable mention all-Mountain West…Caught 21 passes for 203 yards (9.7-yard avg.) with a long of 21 yards…Had season-high totals of 5 receptions for 53 yards vs. Colorado State (12/5)…As a sophomore in 2019, played in all 13 games with 11 starts ... Had 15 catches for 201 yards (13.4-yard avg.) and a career-best 3 touchdowns…Made his first career start vs. UCLA (9/7)…Scored his first career touchdown on a 2-yard reception at New Mexico State (9/14)…As a true freshman in 2018, played in 9 games…Had one catch, a 10-yarder vs. Ohio in the DXL Frisco Bowl (12/19).

OFF-THE-FIELD ACTIVITY

» Attended The Giants Foundation Golf Classic which raised over $400,000 for The Giants Foundation… Visited schools that participate in the New York City Police Foundation's Far Rockaway Giants youth program and led a flag football clinic with the police officers for the boys in the program… Assisted Eva's Village staff to prepare and serve meals for those in need for Thanksgiving… Met with members from the Wounded Warriors Project during their visit at the Quest Diagnostic Training Facility to watch practice and enjoy a day with the Giants.

PERSONAL

» Business administration major with a focus in finance…Earned 3 letters as a tight end and linebacker at Palo Verde High School in Las Vegas…Named all-conference on both offense and defense…In 9 games as a senior, totaled 21 catches for 371 yards (17.7-yard avg.) and 3 touchdowns…Earned first-team all-state honors on defense, where he had 131 tackles, 10 tackles for loss, 3.0 sacks, 2 forced fumbles and one fumble recovery…Had 84 more tackles than any other teammate…Received numerous awards, including all-state first-team accolades at linebacker, a first-team all-league selection on both offense and defense and an all-city honor...Named the school's athlete of the year…Also starred in basketball (2nd-team all-conference) and track and field at Palo Verde, earning 2nd-team all-league honors in basketball and making the regional finals in track and field in the 400 meters and 4x400-meter relay...His 4x100 team placed 3rd at the Nevada state championships…Son of Frank and Renee Bellinger…Has a younger (by 4 minutes) twin sister, Betsy.

DANIEL BELLINGER'S NFL REGULAR SEASON RUSHING/RECEIVING STATISTICS

				RECEIVING					RUSHING				
DATE	TEAM	GP	GS	NO.	YDS.	AVG.	LG	TD	NO.	YDS.	AVG.	LG	TD
2022	N.Y. Giants	12	11	30	268	8.9	24	2	1	2	2.0	2t	1
2023	N.Y. Giants	7	5	4	22	5.5	8	0	0	0	0.0	0	0
NFL TOTALS		**19**	**16**	**34**	**290**	**8.5**	**24**	**2**	**1**	**2**	**2.0**	**2T**	**1**

DANIEL BELLINGER'S NFL POSTSEASON RUSHING/RECEIVING STATISTICS

				RECEIVING					RUSHING				
DATE	TEAM	GP	GS	NO.	YDS.	AVG.	LG	TD	NO.	YDS.	AVG.	LG	TD
2022	N.Y. Giants	2	2	3	21	7.0	9t	1	0	0	0.0	0	0
NFL TOTALS		**2**	**2**	**3**	**21**	**7.0**	**9T**	**1**	**0**	**0**	**0.0**	**0**	**0**

SINGLE-GAME HIGHS: RUSHING/RECEIVING

Longest Runs
2t at Green Bay Packers, Oct 09, 2022

Receptions
5 vs. Washington Commanders, Dec 04, 2022
5 vs. Baltimore Ravens, Oct 16, 2022
4 vs. Dallas Cowboys, Sep 26, 2022
3 vs. Indianapolis Colts, Jan 01, 2023
3 vs. Philadelphia Eagles, Dec 11, 2022
...1 more at 3.

Receiving Yards
42 vs. Indianapolis Colts, Jan 01, 2023
40 vs. Dallas Cowboys, Sep 26, 2022
38 vs. Baltimore Ravens, Oct 16, 2022
27 at Minnesota Vikings, Dec 24, 2022
24 vs. Washington Commanders, Dec 04, 2022

Receiving Average
14.0 vs. Indianapolis Colts, Jan 01, 2023
10.0 vs. Dallas Cowboys, Sep 26, 2022
7.7 vs. Chicago Bears, Oct 02, 2022
7.6 vs. Baltimore Ravens, Oct 16, 2022
6.3 vs. Philadelphia Eagles, Dec 11, 2022

Longest Receptions
24 vs. Indianapolis Colts, Jan 01, 2023
20 vs. Dallas Cowboys, Sep 26, 2022
16t vs. Carolina Panthers, Sep 18, 2022
15 at Minnesota Vikings, Dec 24, 2022
13 at Jacksonville Jaguars, Oct 23, 2022

Receiving TDs
1 vs. Baltimore Ravens, Oct 16, 2022
1 vs. Carolina Panthers, Sep 18, 2022

All-Purpose Yards
42 vs. Indianapolis Colts, Jan 01, 2023
40 vs. Dallas Cowboys, Sep 26, 2022
38 vs. Baltimore Ravens, Oct 16, 2022
27 at Minnesota Vikings, Dec 24, 2022
24 vs. Washington Commanders, Dec 04, 2022
...1 more at 24.

Most TDs
1 vs. Baltimore Ravens, Oct 16, 2022
1 at Green Bay Packers, Oct 09, 2022
1 vs. Carolina Panthers, Sep 18, 2022

SINGLE-GAME HIGHS - POSTSEASON: RECEIVING

Receptions
2 at Minnesota Vikings, Jan 15, 2023

Receiving Yards
17 at Minnesota Vikings, Jan 15, 2023
4 at Philadelphia Eagles, Jan 21, 2023

Longest Receptions
9t at Minnesota Vikings, Jan 15, 2023
8 at Minnesota Vikings, Jan 15, 2023
4 at Philadelphia Eagles, Jan 21, 2023

Receiving TDs
1 at Minnesota Vikings, Jan 15, 2023

All-Purpose Yards
17 at Minnesota Vikings, Jan 15, 2023
4 at Philadelphia Eagles, Jan 21, 2023

Most TDs
1 at Minnesota Vikings, Jan 15, 2023

2022 GAME-BY-GAME REGULAR-SEASON STATISTICS (N.Y. GIANTS)

			RECEIVING					RUSHING						
DATE	OPPONENT	P/S	NO.	YDS.	AVG.	LG	TD	NO.	YDS.	AVG.	LG	TD	W/L/T	SCORE
09/11	at Tennessee	S	0	0	0.0	0	0	0	0	0.0	0	0	W	21-20
09/18	Carolina	P	1	16	16.0	16t	1	0	0	0.0	0	0	W	19-16
09/26	Dallas	S	4	40	10.0	20	0	0	0	0.0	0	0	L	16-23
10/02	Chicago	S	3	23	7.7	12	0	0	0	0.0	0	0	W	20-12
10/09	at Green Bay	S	2	22	11.0	11	0	1	2	2.0	2t	1	W	27-22
10/16	Baltimore	S	5	38	7.6	10	1	0	0	0.0	0	0	W	24-20
10/23	at Jacksonville	S	1	13	13.0	13	0	0	0	0.0	0	0	W	23-17
10/30	at Seattle					ON INACTIVE LIST							L	13-27
11/13	Houston					ON INACTIVE LIST							W	24-16
11/20	Detroit					ON INACTIVE LIST							L	18-31
11/24	at Dallas					INACTIVE							L	20-28
12/04	Washington	S	5	24	4.8	8	0	0	0	0.0	0	0	T	20-20
12/11	Philadelphia	S	3	19	6.3	11	0	0	0	0.0	0	0	L	22-48
12/18	at Washington	S	1	4	4.0	4	0	0	0	0.0	0	0	W	20-12
12/24	at Minnesota	S	2	27	13.5	15	0	0	0	0.0	0	0	L	24-27
01/01	Indianapolis	S	3	42	14.0	24	0	0	0	0.0	0	0	W	38-10
01/08	at Philadelphia					DID NOT PLAY (NON-INJURY)							L	16-22
2022 TOTALS		**12-11**	**30**	**268**	**8.9**	**24**	**2**	**1**	**2**	**2.0**	**2T**	**1**	**9-7-1**	

2023 GAME-BY-GAME REGULAR-SEASON STATISTICS (N.Y. GIANTS)

			RECEIVING					RUSHING						
DATE	OPPONENT	P/S	NO.	YDS.	AVG.	LG	TD	NO.	YDS.	AVG.	LG	TD	W/L	SCORE
09/10	Dallas	S	1	1	1.0	1	0	0	0	0.0	0	0	L	0-40
09/17	at Arizona	P	0	0	0.0	0	0	0	0	0.0	0	0	W	31-28
09/21	at San Francisco	P	1	8	8.0	8	0	0	0	0.0	0	0	L	12-30
10/02	Seattle	S	1	6	6.0	6	0	0	0	0.0	0	0	L	3-24
10/08	at Miami	S	1	7	7.0	7	0	0	0	0.0	0	0	L	16-31
10/15	at Buffalo	S	0	0	0.0	0	0	0	0	0.0	0	0	L	9-14
10/22	Washington	S	0	0	0.0	0	0	0	0	0.0	0	0	W	14-7
2023 TOTALS		**7-5**	**4**	**22**	**5.5**	**8**	**0**	**0**	**0**	**0.0**	**0**	**0**	**2-5**	

2022 GAME-BY-GAME POSTSEASON STATISTICS (N.Y. GIANTS)

			RECEIVING					RUSHING						
DATE	OPPONENT	P/S	NO.	YDS.	AVG.	LG	TD	NO.	YDS.	AVG.	LG	TD	W/L	SCORE
01/15	at Minnesota	S	2	17	8.5	9t	1	0	0	0.0	0	0	W	31-24
01/21	at Philadelphia	S	1	4	4.0	4	0	0	0	0.0	0	0	L	7-38
2022 TOTALS		**2-2**	**3**	**21**	**7.0**	**9T**	**1**	**0**	**0**	**0.0**	**0**	**0**	**1-1**	



DANE BELTON

S

24

HEIGHT: 6-1
WEIGHT: 190
COLLEGE: IOWA
HOW ACQUIRED: D4-'22
NFL EXP.: 2ND YEAR
GIANTS EXP.: 2ND YEAR

TRANSACTIONS

» Originally a 4th-round (114th pick overall) draft choice by the Giants in 2022.

2023 SEASON HIGHLIGHTS

» Made his 1st start of the season as a 3rd safety in Week 5 at Miami, recording 5 tackles (3 solo).

CAREER HIGHLIGHTS

» Has played in 21 regular-season games with 6 starts, recording 39 tackles (28 solo), 3 passes defensed, 2 interceptions, 2 fumble recoveries, 1 quarterback hit and 1 tackle for loss.
» As a rookie in 2022, played in 15 regular-season games with 5 starts and played in both Giants' postseason games…Missed the season opener at Tennessee (9/11) with a clavicle injury suffered in training camp…Inactive vs. Indianapolis (1/1)…Totaled 30 tackles (23 solo), one tackle for loss, one quarterback hit, 2 interceptions (tied for the team lead), 3 passes defensed, one fumble recovery, one special teams tackle and one fumble recovery on special teams.
» Started in his NFL debut vs. Carolina (9/18), totaling 4 solo tackles, plus one special teams stop…Recovered a fumble by running back Chuba Hubbard on the opening kickoff – his first ever NFL snap… Twice posted a season-high 6 tackles (5 solo) – vs. Baltimore (10/16) and at Philadelphia (1/8/)…Intercepted a Davis Mills pass in the end zone in the 4th quarter and added 4 tackles (2 solo) vs. Houston (11/13)…Picked off a Jalen Hurts pass in the end zone at Philadelphia (1/8).
» Recorded 2 tackles in the NFC Wild Card Game at Minnesota (1/15) and contributed on special teams in the divisional round at Philadelphia (1/21).

COLLEGE

» Played in 30 games with 26 starts in 3 seasons at Iowa…Tallied 112 tackles (68 solo), 6.5 tackles for loss, 17 passes defensed and 5 interceptions…In 2021, started all 14 games…First-team All-Big Ten by league coaches and media and 2nd team by the AP…His 5 interceptions tied for the 2nd-highest total nationally and in the Big Ten…Posted career-high totals of 46 tackles (29 solo)…Academic All-Big Ten…Collected a season-high 5 tackles vs. both Penn State and Purdue and 2 interceptions at Northwestern…In 2020, started all 8 games in a season shortened by the pandemic…Recorded 33 tackles (19 solo), with 1.5 tackles for loss, 1.0 sack, 5 pass breakups and one forced fumble…Had 5 five tackles vs. Michigan State…Registered 4 tackles in 4 games: 2 solo at Purdue, 3 solo vs. Northwestern and 3 solo, including his first career strip-sack, at Penn State, and 3 solo at Illinois…Matched his career high with 6 tackles (4 solo) vs. Wisconsin…In 2019, played in 8 games with 4 starts…Named Academic All-Big Ten…Made career debut in 48-3 win vs. Middle Tennessee, recording 2 assisted tackles.

OFF-THE-FIELD ACTIVITY

» Attended The Giants Foundation Golf Classic which raised over $400,000 for The Giants Foundation… Visited schools that participate in the New York City Police Foundation's Far Rockaway Giants youth program and led a flag football clinic with the police officers for the boys in the program… Assisted Eva's Village staff to prepare and serve meals for those in need for Thanksgiving… Met with members from the Wounded Warriors Project during their visit at the Quest Diagnostic Training Facility to watch practice and enjoy a day with the Giants… Collected toys from fans and distributed them to children at Valley Hospital for the holidays… Represented Kids with Food allergies, a division with the Asthma and Allergy Foundation of America, during Week 13 of the NFL season for My Cause My Cleats.

PERSONAL

» Business major… 4-year football letterman as a defensive back, wide receiver, return specialist and punter at Jesuit High School in Tampa…Named 1st-team all-state as a senior, 2nd-team all-state as a junior and honorable mention recognition as a sophomore…First-team all-county as a junior and 2nd team as a sophomore…Team captain as a junior and senior…Helped the Tigers reach the state playoffs 4 straight years when they were 43-8, including 12-1 in Belton's final season…As a senior, recorded 67 tackles, 4 interceptions and 7 pass breakups, while scoring 4 touchdowns…In his junior season, collected 56 tackles, with 4 interceptions, 5 tackles for loss, 4 pass breakups and 3 touchdowns…As a sophomore, had 49 tackles, 3 interceptions and 4 pass breakups as a sophomore…Intercepted his first pass as a freshman…Also a 2-year track letterman…Set personal bests of 11.49 in the 100 meters, 23.57 in the 200 meters, 19'7 in the long jump and 37'8.5 in the triple jump…Parents are Deanna and Danny Belton.

DANE BELTON'S NFL REGULAR SEASON DEFENSIVE STATISTICS

				TACKLES								INTERCEPTIONS					O. FUMB				ST					MISC	
DATE	TEAM	GP	GS	TK	S	A	TFL	YDS	SK	YDS	QBH	NO	YDS	LG	TD	PD	FF	FR	TD	YDS	TK	S	A	FF	FR	S	A
2022	N.Y. Giants	15	5	30	23	7	1	2	0.0	0.0	1	2	0	0	0	3	0	1	0	3	1	1	0	0	1	0	0
2023	N.Y. Giants	7	1	9	5	4	0	0	0.0	0.0	0	0	0	0	0	0	0	0	0	0	2	1	1	0	0	0	0
NFL TOTALS		**22**	**6**	**39**	**28**	**11**	**1**	**2**	**0.0**	**0.0**	**1**	**2**	**0**	**0**	**0**	**3**	**0**	**1**	**0**	**3**	**3**	**2**	**1**	**0**	**1**	**0**	**0**

DANE BELTON'S NFL POSTSEASON DEFENSIVE STATISTICS

				TACKLES								INTERCEPTIONS					O. FUMB				ST					MISC	
DATE	TEAM	GP	GS	TK	S	A	TFL	YDS	SK	YDS	QBH	NO	YDS	LG	TD	PD	FF	FR	TD	YDS	TK	S	A	FF	FR	S	A
2022	N.Y. Giants	2	0	2	2	0	0	0	0.0	0.0	0	0	0	0	0	0	0	0	0	0	0	0	0	0	0	0	0
NFL TOTALS		**2**	**0**	**2**	**2**	**0**	**0**	**0**	**0.0**	**0.0**	**0**	**0**	**0**	**0**	**0**	**0**	**0**	**0**	**0**	**0**	**0**	**0**	**0**	**0**	**0**	**0**	**0**

SINGLE-GAME HIGHS: DEFENSIVE

Total Tackles
6 at Philadelphia Eagles, Jan 08, 2023
6 vs. Baltimore Ravens, Oct 16, 2022
5 at Miami Dolphins, Oct 08, 2023
4 vs. Houston Texans, Nov 13, 2022
4 vs. Chicago Bears, Oct 02, 2022
...1 more at 4.

Solo Tackles
5 at Philadelphia Eagles, Jan 08, 2023
5 vs. Baltimore Ravens, Oct 16, 2022
4 vs. Carolina Panthers, Sep 18, 2022
3 at Miami Dolphins, Oct 08, 2023
3 vs. Chicago Bears, Oct 02, 2022

Passes Defensed
1 at Philadelphia Eagles, Jan 08, 2023
1 vs. Houston Texans, Nov 13, 2022
1 vs. Baltimore Ravens, Oct 16, 2022

Fumble Recoveries
1 vs. Chicago Bears, Oct 02, 2022

Tackles For Loss
1 vs. Chicago Bears, Oct 02, 2022

Interceptions
1 at Philadelphia Eagles, Jan 08, 2023
1 vs. Houston Texans, Nov 13, 2022

Special Teams Tackles
1 vs. Washington Commanders, Oct 22, 2023
1 at Buffalo Bills, Oct 15, 2023
1 vs. Carolina Panthers, Sep 18, 2022

SINGLE-GAME HIGHS - POSTSEASON: DEFENSIVE

Total Tackles
2 at Minnesota Vikings, Jan 15, 2023

Solo Tackles
2 at Minnesota Vikings, Jan 15, 2023

2023 GAME-BY-GAME REGULAR-SEASON STATISTICS (N.Y. GIANTS)

			TACKLES								INTERCEPTIONS					O. FUMB				ST					MISC			
DATE	OPPONENT	P/S	TK	S	A	SK	YDS	TFL	YDS	QBH	NO	YDS	LG	TD	PD	FF	FR	TD	YDS	TK	S	A	FF	FR	S	A	W/L	SCORE
09/10	Dallas	P	1	0	1	0.0	0.0	0	0	0	0	0	0	0	0	0	0	0	0	0	0	0	0	0	0	0	L	0-40
09/17	at Arizona	P	0	0	0	0.0	0.0	0	0	0	0	0	0	0	0	0	0	0	0	0	0	0	0	0	0	0	W	31-28
09/21	at San Francisco	P	0	0	0	0.0	0.0	0	0	0	0	0	0	0	0	0	0	0	0	0	0	0	0	0	0	0	L	12-30
10/02	Seattle	P	1	0	1	0.0	0.0	0	0	0	0	0	0	0	0	0	0	0	0	0	0	0	0	0	0	0	L	3-24
10/08	at Miami	S	5	3	2	0.0	0.0	0	0	0	0	0	0	0	0	0	0	0	0	0	0	0	0	0	0	0	L	16-31
10/15	at Buffalo	P	2	2	0	0.0	0.0	0	0	0	0	0	0	0	0	0	0	0	0	1	0	1	0	0	0	0	L	9-14
10/22	Washington	P	0	0	0	0.0	0.0	0	0	0	0	0	0	0	0	0	0	0	0	1	1	0	0	0	0	0	W	14-7
2023 TOTALS		**7-1**	**9**	**5**	**4**	**0.0**	**0.0**	**0**	**0**	**0**	**0**	**0**	**0**	**0**	**0**	**0**	**0**	**0**	**0**	**2**	**1**	**1**	**0**	**0**	**0**	**0**	**2-5**	



BEN BREDESON

(BREAD-eh-sun)

G

68

HEIGHT: 6-5
WEIGHT: 310
COLLEGE: MICHIGAN
HOW ACQUIRED: T(BAL)-'21
NFL EXP.: 4TH YEAR
GIANTS EXP.: 3RD YEAR

TRANSACTIONS

» Originally a 4th-round (143rd pick overall) draft choice by the Baltimore Ravens in 2020…Traded from Baltimore to the Giants with a 2022 fifth-round draft choice and a 2023 seventh-round choice for a 2022 fourth-round pick.

CAREER HIGHLIGHTS

» Has played in 34 regular-season games with 13 starts at left guard and 1 at center for Baltimore and the Giants, along with two postseason games for the Giants.
» In 2022, played in 11 games with 8 starts at left guard for the Giants and also played in 2 postseason games…Started first 7 games of the season at left guard…Bredeson contributed to an offensive line that helped the Giants finish 4th in the NFL in rushing yardage with an average of 148.2 yards a game and 5th with 4.8 yards a carry, and was instrumental in Saquon Barkley rushing for a career-high 1,312 yards.
» Placed on injured reserve (knee) on Oct. 29…Activated from injured reserve (12/17)…Returned to split snaps at left guard with Nick Gates at Washington (12/18)…Continued rotation with Gates at left guard at Minnesota (12/24), vs. Indianapolis (1/1) and in a start at Philadelphia (1/8)…Played left guard in the NFC Wild Card Game at Minnesota (1/15) and divisional round at Philadelphia (1/21).
» In his first season with the Giants in 2021, Bredeson played in 8 games with one start…Inactive for 5 games and did not play in 4…Substituted for injured left guard Shane Lemieux vs. Denver (9/12) in his Giants debut…Replaced injured left guard Nick Gates at Washington (9/16)…Made his first career start at left guard vs. Atlanta (9/26).
» As a rookie in 2020, played in 10 games for Baltimore, primarily on special teams…Occasionally appeared as an extra O-lineman as part of Baltimore's "jumbo" formation…Helped block for the NFL's No. 1 rushing attack (191.9 yards-per-game)…Made his NFL debut, playing 4 offensive snaps and 5 special teams snaps at Washington (10/4).

COLLEGE

» Played in 51 games with 46 starts at left guard as a 4-year letterman (2016-19) at Michigan…Twice voted a team captain by his teammates (2018-19)…As a senior in 2019, named 2nd-team All-America by the Walter Camp Football Foundation, 3rd-team All-America by the AP and first-team All-Big Ten by coaches and media…Selected 2nd-team All-Big Ten by coaches and media in 2017-18 and academic All-Big Ten in 2017.

OFF-THE-FIELD ACTIVITY

» Attended the United Way of New York City's Gridiron Gala event at Glasshouses in NYC, which raised more than $2.4 million for UWNYC programming… Helped honor the firefighters who gave their lives on Sept. 11, 2001, with a visit to Engine 24, Ladder 5 in New York City, where they learned about the firefighters who passed away and spent time and shared a meal with firefighters… Met with members from the Wounded Warriors Project during their visit at the Quest Diagnostic Training Facility to watch practice and enjoy a day with the Giants… Joined the NYPD to hand out turkeys and meal kits to members of the Bronx community… Collected toys from fans and distributed them to children at Valley Hospital for the holidays…Represented The Uniform Funding Foundation (TUFF), an organization that provides uniforms and equipment to underserved sports teams during Week 13 of the NFL season for My Cause My Cleats.

PERSONAL

» Psychology major…Has a photographic memory and challenged himself by taking the ACT exam in 6th grade, when he scored higher than 75% of high schoolers who took it that year…As a youngster in Wisconsin, enjoyed playing ice hockey…His father, Mike, built a hockey rink complete with full boards in the Bredeson's backyard…Older brother, Jack, spent 4 years on the Michigan baseball team…His father played football at Illinois State…Helped Arrowhead High School in Hartland, Wis. win the WIAA Division I state championships in 2012 and 2013 and state runner-up finishes in 2014 and 2015…In 2015, was named Wisconsin's Gatorade Player of the Year, first-team USA Today All-American and first-team MaxPreps All-America.

BEN BREDESON'S NFL REGULAR SEASON STATISTICS

DATE	TEAM	GP	GS
2020	Baltimore	10	0
2021	N.Y. Giants	8	1
2022	N.Y. Giants	11	8
2023	N.Y. Giants	6	6
NFL TOTALS		**35**	**15**

BEN BREDESON'S NFL POSTSEASON STATISTICS

DATE	TEAM	GP	GS
2020	Baltimore	0	0
2022	N.Y. Giants	2	0
NFL TOTALS		**2**	**0**

2023 GAME-BY-GAME REGULAR-SEASON STATISTICS (N.Y. GIANTS)

DATE	OPPONENT	P/S		W/L	SCORE
09/10	Dallas	S		L	0-40
09/17	at Arizona	S		W	31-28
09/21	at San Francisco		INACTIVE	L	12-30
10/02	Seattle	S		L	3-24
10/08	at Miami	S		L	16-31
10/15	at Buffalo	S		L	9-14
10/22	Washington	S		W	14-7
2023 TOTALS		**6-6**		**2-5**	



MATT BREIDA

RB

31

HEIGHT: 5-10
WEIGHT: 195
COLLEGE: GEORGIA SOUTHERN
HOW ACQUIRED: FA-'22
NFL EXP.: 7TH YEAR
GIANTS EXP.: 2ND YEAR

TRANSACTIONS

» Signed as a rookie free agent by the San Francisco 49ers on May 4, 2017…Traded from San Francisco to the Miami Dolphins for a 5th-round draft choice on April 25, 2020…Signed as a free agent by the Buffalo Bills on March 29, 2021…Signed as a free agent by the Giants on March 21, 2022…Re-signed by the Giants on March 14, 2023.

2023 SEASON HIGHLIGHTS

» Rushed for 30 yards and caught a team-high-tying 5 passes for a team-high 48 yards in Week 4 vs. Seattle...His 48 receiving yards tied for 3rd-most among running backs in Week 4.
» Started his 1st game of the 2023 season at San Francisco (9/21)...Rushed 4 times for 17 yards and 1 touchdown.

CAREER HIGHLIGHTS

» Has played in 87 regular-season games with 23 starts for San Francisco, Miami, Buffalo and the Giants and played in 5 postseason games with 1 start for San Francisco and the Giants…Career totals include 554 carries for 2,596 yards (4.7-yard avg.) and 9 touchdowns, plus 113 receptions for 896 yards (7.9-yard avg.) and 6 scores…Averaged 18.3 yards on 6 kickoff returns…Has five 100-yard rushing games…In the playoffs, he has 16 carries for 50 yards (3.1-yard avg.) and one touchdown, plus one reception for 19 yards.
» In his first season with the Giants in 2022, played in all 17 regular-season games with one start and played in both postseason games…Totaled 54 carries for 220 yards (4.1-yard avg.) and one touchdown and 20 receptions for 188 yards (5.9-yard avg.)...Rushed for 31 yards and a touchdown on 7 carries and caught one pass for 19 yards in the playoffs.
» Had 5 carries for 24 yards in his Giants debut at Tennessee (9/11)…Scored his first touchdown as Giant on a 3-yard run in the 4th quarter vs. Detroit (11/20)…Posted season-high rushing totals of 9 carries and 459 yards vs. Indianapolis (1/1)…Totaled 4 carries for 28 yards and a career-high 7 receptions for 12 yards in his inaugural start for the Giants at Philadelphia (1/8).
» Ran for 8 yards on 3 rushing attempts (2.7-yard avg.) in the NFC Wild Card Game at Minnesota (1/15)…Scored first postseason touchdown on an 8-yard run while rushing for 24 yards on 4 carries and adding one 19-yard catch in the divisional round at Philadelphia (1/21).
» In 2021, played in 9 games in his only season in Buffalo…Had 26 carries for 125 yards and one touchdown, 7 receptions for 72 yards and 2 scores and one kickoff return for 27 yards...Caught a season-best 3 passes, and scored on a 15-yard run and a 15-yard reception at the Jets (11/14)…Scored on a 23-yard catch at New Orleans (11/25)…Rushed for a season-high 51 yards (on 5 carries) vs. Indianapolis (11/21) and had a season-high 9 attempts (for 26 yards) at the Saints.
» In 2020, played in 12 games with one start for Miami…Finished with 59 carries for 254 yards and 9 receptions for 96 yards…Started at the Jets (11/29) and had 8 carries for 36 years…Posted season-high totals of 12 attempts and 86 yards vs. New England (12/20).
» In 2019, Played in 13 games with 5 starts and played in 3 postseason games, including Super Bowl LIV for San Francisco…Inactive for 3 games…Collected 123 carries for 623 yards and one touchdown while adding 19 receptions for 120 yards and one score…Breida's 5.07 rushing average ranked 5th among NFL running backs (min. 100 attempts)…Ran for a season-high 121 yards on 12 attempts at Cincinnati (9/15)…Scored the game's first 2 touchdowns on a career-long 83-yard run and a 5-yard reception, and ran for 114 yards on 11 carries vs. Cleveland (10/7)…Contributed 8 carries for 17 yards in the NFC Divisional Round Game vs. Minnesota (1/11)…Had one 2-yard run in the NFC Championship Game vs. Green Bay (1/19)…Played but did not record any stats in Super Bowl LIV vs. Kansas City (2/2).
» In 2018, played in 14 games with 13 starts…Inactive for one game and missed the season's final game after being placed on injured reserve on Dec. 29…His 153 rushing attempts, 814 yards, 3 touchdowns, 27 catches, 261 yards and 2 scores were all career highs…In his first career start, posted his first 100-yard game when he ran for 138 yards on 11 carries, including a 66-yard touchdown, vs. Detroit (9/16)…Also caught 3 passes for 21 yards…Had 14 carries for 61 yards, including a 3-yard touchdown, at Green Bay (10/15)…Rushed for 101 yards on 17 carries, including a -yard touchdown and added 3 catches for 31 yards vs. the Giants (11/12)…Ran for 106 yards on 14 carries at Tampa Bay (11/25)…Caught a career-high 5 passes, for 46 yards, vs. Seattle (12/15).
» As a rookie in 2017, played in all 16 games…Finished with 105 carries for 465 yards and 2 touchdowns, 21 receptions for 180 yards and one score, and 5 kickoff returns for 83 yards (16.6-yard avg.)…Had 4 carries for 11 yards in his NFL debut vs. Carolina (9/10)…Tallied season-high totals of 4 catches for 9 yards, including a 21-yarder for his first NFL touchdown, at Philadelphia (10/29)…Scored his initial rushing touchdown on a season-long 33-yard run, vs. the Giants (11/12)…Rushed for a season-high 74 yards on 11 carries, including a 30-yard touchdown, vs. Jacksonville (12/24).

COLLEGE

» Played in 48 games with 36 starts at Georgia Southern, where he totaled 543 carries for 3,754 yards (6.9-yard avg.) and 37 touchdowns, 22

receptions for 156 yards (7.1-yard avg.) and 3 scores and averaged 19.9 yards on 18 kickoff returns…His 3,754 rushing yards were 6th in school history…As a senior in 2016, played in all 12 games with 11 starts and had 68 carries for 646 yards, 3 touchdowns, 11 receptions for 53 yards, and 3 kickoff returns for 68 yards…In 2015, named first-team All-Sun Belt after starting all 13 games and rushing for a career-high 1,608 yards and 17 touchdowns on 203 carries (7.9-yard avg, the nation's highest among backs with at least 120 attempts)…Added 3 catches for 6 yards…In 2014, named Sun Belt Offensive Player of the Year…Started all 12 games…Led the nation with an 8.7-yard average (min. 120 carries) as he gained a conference-leading 1,485 yards on 171 attempts…Scored 19 touchdowns, including 17 rushing…Caught 8 passes for 97 yards…As a true freshman in 2013, played in all 11 games and had one carry for 15 yards and 13 kickoff returns for 266 yards (20.5-yard avg.).

OFF-THE-FIELD ACTIVITY

» Attended the Mount Vernon Youth Football Clinic to assist with drills and share advice with the athletes. At the conclusion of the event, surprised the Mt. Vernon Razorbacks United Program with a $10,000 donation to help purchase new equipment after their storage facility was vandalized… Attended The Giants Foundation Golf Classic which raised over $400,000 for The Giants Foundation…Met with members from the Wounded Warriors Project during their visit at the Quest Diagnostic Training Facility to watch practice and enjoy a day with the Giants…Represented the American Dairy Association's Fuel Up to Play 60 program during Week 13 of the NFL season for My Cause My Cleats.

PERSONAL

» Accounting major…Starred at Nature Coast Technical High School in Brooksville, Fla…As a senior in 2012, named first-team all-district and all-county, District Player of the Year and All-Hernando County Offensive Player of the Year…Recorded 201 carries for 1,399 yards (7.0-yard avg.) and 17 touchdowns…In 2011, selected first-team all-district and all-county…Also lettered in track and field…Was adopted by Terri and Mike Breida and has a brother, Josh.

MATT BREIDA'S NFL REGULAR SEASON RUSHING/RECEIVING STATISTICS

				RUSHING					RECEIVING				
DATE	TEAM	GP	GS	NO.	YDS.	AVG.	LG	TD	NO.	YDS.	AVG.	LG	TD
2017	San Francisco	16	0	105	465	4.4	33t	2	21	180	8.6	32	1
2018	San Francisco	14	13	153	814	5.3	66t	3	27	261	9.7	26	2
2019	San Francisco	13	5	123	623	5.1	83t	1	19	120	6.3	17	1
2020	Miami	12	1	59	254	4.3	24	0	9	96	10.7	31	0
2021	Buffalo	9	0	26	125	4.8	28	1	7	72	10.3	23t	2
2022	N.Y. Giants	17	1	54	220	4.1	18	1	20	118	5.9	16	0
2023	N.Y. Giants	7	3	37	99	2.7	8t	1	11	54	4.9	22	0
NFL TOTALS		**88**	**23**	**557**	**2,600**	**4.7**	**83T**	**9**	**114**	**901**	**7.9**	**32**	**6**

MATT BREIDA'S NFL POSTSEASON RUSHING/RECEIVING STATISTICS

				RUSHING					RECEIVING				
DATE	TEAM	GP	GS	NO.	YDS.	AVG.	LG	TD	NO.	YDS.	AVG.	LG	TD
2019	San Francisco	3	1	9	19	2.1	6	0	0	0	0.0	0	0
2021	Buffalo	0	0	0	0	0.0	0	0	0	0	0.0	0	0
2022	N.Y. Giants	2	0	7	31	4.4	8t	1	1	19	19.0	19	0
NFL TOTALS		**5**	**1**	**16**	**50**	**3.1**	**8T**	**1**	**1**	**19**	**19.0**	**19**	**0**

SINGLE-GAME HIGHS: RUSHING/RECEIVING

Rush Attempts
17 vs. Seattle Seahawks, Dec 16, 2018
17 vs. New York Giants, Nov 12, 2018
16 at Arizona Cardinals, Oct 28, 2018
15 at Arizona Cardinals, Oct 31, 2019
15 at Tampa Bay Buccaneers, Sep 08, 2019

Rushing Yards
138 vs. Detroit Lions, Sep 16, 2018
121 at Cincinnati Bengals, Sep 15, 2019
114 vs. Cleveland Browns, Oct 07, 2019
106 at Tampa Bay Buccaneers, Nov 25, 2018
101 vs. New York Giants, Nov 12, 2018

Rushing Average
12.6 vs. Detroit Lions, Sep 16, 2018
10.4 vs. Cleveland Browns, Oct 07, 2019
10.1 at Cincinnati Bengals, Sep 15, 2019
9.0 at Kansas City Chiefs, Sep 23, 2018
7.6 at Tampa Bay Buccaneers, Nov 25, 2018

Longest Runs
83t vs. Cleveland Browns, Oct 07, 2019
66t vs. Detroit Lions, Sep 16, 2018
34 at Cincinnati Bengals, Sep 15, 2019
33 at Tampa Bay Buccaneers, Nov 25, 2018
33t vs. New York Giants, Nov 12, 2017

Rushing TDs
1 at San Francisco 49ers, Sep 21, 2023
1 vs. Detroit Lions, Nov 20, 2022
1 at New York Jets, Nov 14, 2021
...6 more at 1.

Receptions
7 at Philadelphia Eagles, Jan 08, 2023
5 vs. Seattle Seahawks, Oct 02, 2023
5 vs. Seattle Seahawks, Dec 16, 2018
4 at Los Angeles Rams, Oct 13, 2019
4 at Philadelphia Eagles, Oct 29, 2017

Receiving Yards
51 at Seattle Seahawks, Dec 02, 2018
48 vs. Seattle Seahawks, Oct 02, 2023
46 vs. Seattle Seahawks, Dec 16, 2018
39 vs. Seattle Seahawks, Oct 04, 2020
39 at Philadelphia Eagles, Oct 29, 2017

Receiving Average
17.0 at Seattle Seahawks, Dec 02, 2018
13.0 vs. Seattle Seahawks, Oct 04, 2020
11.3 at Tampa Bay Buccaneers, Nov 25, 2018
10.7 at Los Angeles Chargers, Sep 30, 2018
10.3 vs. New York Giants, Nov 12, 2018

Longest Receptions
32 at Los Angeles Rams, Dec 31, 2017
31 at San Francisco 49ers, Oct 11, 2020
26 vs. Seattle Seahawks, Oct 04, 2020
26 at Seattle Seahawks, Dec 02, 2018
24 at Tampa Bay Buccaneers, Nov 25, 2018

Receiving TDs
1 at New Orleans Saints, Nov 25, 2021
1 at New York Jets, Nov 14, 2021
1 vs. Cleveland Browns, Oct 07, 2019
...3 more at 1.

All-Purpose Yards
159 vs. Detroit Lions, Sep 16, 2018
140 at Tampa Bay Buccaneers, Nov 25, 2018
132 at Cincinnati Bengals, Sep 15, 2019
132 vs. New York Giants, Nov 12, 2018
129 vs. Cleveland Browns, Oct 07, 2019

Kickoff Returns
4 vs. Tennessee Titans, Dec 17, 2017
1 vs. New England Patriots, Dec 06, 2021
1 vs. Jacksonville Jaguars, Dec 24, 2017

Kickoff Return Yards
65 vs. Tennessee Titans, Dec 17, 2017
27 vs. New England Patriots, Dec 06, 2021
18 vs. Jacksonville Jaguars, Dec 24, 2017

Longest Kickoff Return
27 vs. New England Patriots, Dec 06, 2021
18 vs. Jacksonville Jaguars, Dec 24, 2017
17 vs. Tennessee Titans, Dec 17, 2017
10 vs. Tennessee Titans, Dec 17, 2017
10 vs. Tennessee Titans, Dec 17, 2017

Kickoff Return Average
16.3 vs. Tennessee Titans, Dec 17, 2017

Special Teams Tackles
1 at Washington Commanders, Dec 18, 2022
1 vs. Washington Commanders, Dec 04, 2022
1 vs. Chicago Bears, Oct 02, 2022
...4 more at 1.

Most TDs
2 at New York Jets, Nov 14, 2021
2 vs. Cleveland Browns, Oct 07, 2019
2 vs. New York Giants, Nov 12, 2018
1 at San Francisco 49ers, Sep 21, 2023
...8 more at 1.

Miscellaneous Tackles
1 at Green Bay Packers, Oct 15, 2018

SINGLE-GAME HIGHS - POSTSEASON: RUSHING/RECEIVING

Rush Attempts
8 vs. Minnesota Vikings, Jan 11, 2020
4 at Philadelphia Eagles, Jan 21, 2023
3 at Minnesota Vikings, Jan 15, 2023
1 vs. Green Bay Packers, Jan 19, 2020

Rushing Yards
23 at Philadelphia Eagles, Jan 21, 2023
17 vs. Minnesota Vikings, Jan 11, 2020
8 at Minnesota Vikings, Jan 15, 2023
2 vs. Green Bay Packers, Jan 19, 2020

Rushing Average
2.1 vs. Minnesota Vikings, Jan 11, 2020

Longest Runs
8 at Philadelphia Eagles, Jan 21, 2023
8t at Philadelphia Eagles, Jan 21, 2023
7 at Philadelphia Eagles, Jan 21, 2023
6 vs. Minnesota Vikings, Jan 11, 2020
5 vs. Minnesota Vikings, Jan 11, 2020

Rushing TDs
1 at Philadelphia Eagles, Jan 21, 2023

Longest Receptions
19 at Philadelphia Eagles, Jan 21, 2023

All-Purpose Yards
42 at Philadelphia Eagles, Jan 21, 2023
17 vs. Minnesota Vikings, Jan 11, 2020
8 at Minnesota Vikings, Jan 15, 2023
2 vs. Green Bay Packers, Jan 19, 2020

Most TDs
1 at Philadelphia Eagles, Jan 21, 2023

Miscellaneous Tackles
1 vs. Minnesota Vikings, Jan 11, 2020

100-YARD RUSHING GAMES (5): REGULAR SEASON

DATE	TEAM	ATT.	YDS.	AVG.	LG	TD
09/16/18	DETROIT	11	138	12.5	66t	1
11/12/18	N.Y. GIANTS	17	101	5.9	23	1
11/25/18	at Tampa Bay	14	106	7.6	33	0
09/15/19	at Cincinnati	12	121	10.1	34	0
10/07/19	CLEVELAND	11	114	10.4	83t	1

2017 GAME-BY-GAME REGULAR-SEASON STATISTICS (SAN FRANCISCO)

			RUSHING					RECEIVING						
DATE	OPPONENT	P/S	NO.	YDS.	AVG.	LG	TD	NO.	YDS.	AVG.	LG	TD	W/L	SCORE
09/10	Carolina	P	4	11	2.8	5	0	0	0	0.0	0	0	L	3-23
09/17	at Seattle	P	4	35	8.8	13	0	1	3	3.0	3	0	L	9-12
09/21	L.A. Rams	P	3	9	3.0	10	0	3	20	6.7	12	0	L	39-41
10/01	at Arizona	P	9	16	1.8	8	0	1	4	4.0	4	0	L	15-18+
10/08	at Indianapolis	P	10	49	4.9	14	0	3	22	7.3	10	0	L	23-26+
10/15	at Washington	P	4	21	5.3	10	0	2	15	7.5	11	0	L	24-26
10/22	Dallas	P	3	5	1.7	5	0	0	0	0.0	0	0	L	10-40
10/29	at Philadelphia	P	5	17	3.4	9	0	4	39	9.8	21t	1	L	10-33
11/05	Arizona	P	1	1	1.0	1	0	2	18	9.0	11	0	L	10-20
11/12	N.Y. Giants	P	9	55	6.1	33t	1	1	3	3.0	3	0	W	31-21
11/26	Seattle	P	1	12	12.0	12	0	1	12	12.0	12	0	L	13-24
12/03	at Chicago	P	12	45	3.8	8	0	1	4	4.0	4	0	W	15-14
12/10	at Houston	P	12	27	2.3	6	0	0	0	0.0	0	0	W	26-16
12/17	Tennessee	P	5	16	3.2	6	0	0	0	0.0	0	0	W	25-23
12/24	Jacksonville	P	11	74	6.7	30t	1	1	8	8.0	8	0	W	44-33
12/31	at L.A. Rams	P	12	72	6.0	15	0	1	32	32.0	32	0	W	34-13
2017 TOTALS		**16-0**	**105**	**465**	**4.4**	**33T**	**2**	**21**	**180**	**8.6**	**32**	**1**	**6-10**	

+ - Overtime

2018 GAME-BY-GAME REGULAR-SEASON STATISTICS (SAN FRANCISCO)

			RUSHING					RECEIVING						
DATE	OPPONENT	P/S	NO.	YDS.	AVG.	LG	TD	NO.	YDS.	AVG.	LG	TD	W/L	SCORE
09/09	at Minnesota	P	11	46	4.2	11	0	1	5	5.0	5	0	L	16-24
09/16	Detroit	S	11	138	12.5	66t	1	3	21	7.0	9	0	W	30-27
09/23	at Kansas City	S	10	90	9.0	26	0	3	27	9.0	13	0	L	27-38
09/30	at L.A. Chargers	S	9	39	4.3	12	0	3	32	10.7	20	0	L	27-29
10/07	Arizona	S	8	56	7.0	17	0	1	5	5.0	5t	1	L	18-28
10/15	at Green Bay	S	14	61	4.4	13	1	0	0	0.0	0	0	L	30-33
10/21	L.A. Rams	S	5	15	3.0	7	0	0	0	0.0	0	0	L	10-39
10/28	at Arizona	S	16	42	2.6	10	0	0	0	0.0	0	0	L	15-18
11/01	Oakland	S	12	44	3.7	18	0	1	3	3.0	3	0	W	34-3
11/12	N.Y. Giants	S	17	101	5.9	23	1	3	31	10.3	19	1	L	23-27
11/25	at Tampa Bay	S	14	106	7.6	33	0	3	34	11.3	24	0	L	9-27
12/02	at Seattle	S	5	6	1.2	3	0	3	51	17.0	26	0	L	16-43
12/09	Denver						INACTIVE						W	20-14
12/16	Seattle	S	17	50	2.9	8	0	5	46	9.2	20	0	W	26-23+
12/23	Chicago	S	4	20	5.0	11	0	1	6	6.0	6	0	L	9-14
12/30	at L.A. Rams						DID NOT PLAY						L	32-48
2018 TOTALS		**14-13**	**153**	**814**	**5.3**	**66T**	**3**	**27**	**261**	**9.7**	**26**	**2**	**4-12**	

+ - Overtime

2019 GAME-BY-GAME REGULAR-SEASON STATISTICS (SAN FRANCISCO)

			RUSHING					RECEIVING						
DATE	OPPONENT	P/S	NO.	YDS.	AVG.	LG	TD	NO.	YDS.	AVG.	LG	TD	W/L	SCORE
09/08	at Tampa Bay	P	15	37	2.5	13	0	0	0	0.0	0	0	W	31-17
09/15	at Cincinnati	S	12	121	10.1	34	0	1	11	11.0	11	0	W	41-17
09/22	Pittsburgh	S	14	68	4.9	10	0	2	20	10.0	15	0	W	24-20
10/07	Cleveland	S	11	114	10.4	83t	1	3	15	5.0	7	1	W	31-3
10/13	at L.A. Rams	P	13	36	2.8	9	0	4	27	6.8	17	0	W	20-7
10/20	at Washington	S	8	35	4.4	11	0	1	1	1.0	1	0	W	9-0
10/27	Carolina	S	11	35	3.2	17	0	1	15	15.0	15	0	W	51-13
10/31	at Arizona	P	15	78	5.2	31	0	2	14	7.0	9	0	W	28-25
11/11	Seattle	P	10	18	1.8	7	0	2	7	3.5	5	0	L	24-27+
11/17	Arizona						INACTIVE						W	36-26
11/24	Green Bay						INACTIVE						W	37-8
12/01	at Baltimore						INACTIVE						L	17-20
12/08	at New Orleans	P	6	54	9.0	28	0	1	4	4.0	4	0	W	48-46
12/15	Atlanta	P	4	11	2.8	9	0	2	6	3.0	5	0	L	22-29
12/21	L.A. Rams	P	0	0	0.0	0	0	0	0	0.0	0	0	W	34-31
12/29	at Seattle	P	4	16	4.0	9	0	0	0	0.0	0	0	W	26-21
2019 TOTALS		**13-5**	**123**	**623**	**5.1**	**83T**	**1**	**19**	**120**	**6.3**	**17**	**1**	**13-3**	

+ - Overtime

2020 GAME-BY-GAME REGULAR-SEASON STATISTICS (MIAMI)

			RUSHING					RECEIVING						
DATE	OPPONENT	P/S	NO.	YDS.	AVG.	LG	TD	NO.	YDS.	AVG.	LG	TD	W/L	SCORE
09/13	at New England	P	5	22	4.4	7	0	0	0	0.0	0	0	L	11-21
09/20	Buffalo	P	7	37	5.3	11	0	1	2	2.0	2	0	L	28-31
09/24	at Jacksonville	P	3	4	1.3	3	0	0	0	0.0	0	0	W	31-13
10/04	Seattle	P	3	9	3.0	4	0	3	39	13.0	26	0	L	23-31
10/11	at San Francisco	P	9	28	3.1	12	0	1	31	31.0	31	0	W	43-17
10/18	N.Y. Jets	P	6	15	2.5	5	0	2	7	3.5	10	0	W	24-0
11/01	L.A. Rams	P	4	13	3.3	6	0	0	0	0.0	0	0	W	28-17
11/08	at Arizona						ON INACTIVE LIST						W	34-31
11/15	L.A. Chargers						ON INACTIVE LIST						W	29-21
11/22	at Denver	P	2	4	2.0	4	0	0	0	0.0	0	0	L	13-20
11/29	at N.Y. Jets	S	8	36	4.5	12	0	2	17	8.5	13	0	W	20-3
12/06	Cincinnati						RESERVE/COVID-19						W	19-7
12/13	Kansas City						RESERVE/COVID-19						L	27-33
12/20	New England	P	12	86	7.2	24	0	0	0	0.0	0	0	W	22-12
12/26	at Las Vegas	P	0	0	0.0	0	0	0	0	0.0	0	0	W	26-25
01/03	at Buffalo	P	0	0	0.0	0	0	0	0	0.0	0	0	L	26-56
2020 TOTALS		**12-1**	**59**	**254**	**4.3**	**24**	**0**	**9**	**96**	**10.7**	**31**	**0**	**10-6**	

2021 GAME-BY-GAME REGULAR-SEASON STATISTICS (BUFFALO)

			RUSHING					RECEIVING						
DATE	OPPONENT	P/S	NO.	YDS.	AVG.	LG	TD	NO.	YDS.	AVG.	LG	TD	W/L	SCORE
09/12	Pittsburgh	P	4	4	1.0	7	0	0	0	0.0	0	0	L	16-23
09/19	at Miami	P	0	0	0.0	0	0	0	0	0.0	0	0	W	35-0
09/26	Washington					ON INACTIVE LIST							W	43-21
10/03	Houston					ON INACTIVE LIST							W	40-0
10/10	at Kansas City					ON INACTIVE LIST							W	38-20
10/18	at Tennessee					ON INACTIVE LIST							L	31-34
10/31	Miami					ON INACTIVE LIST							W	26-11
11/07	at Jacksonville					ON INACTIVE LIST							L	6-9
11/14	at N.Y. Jets	P	3	28	9.3	15t	1	3	22	7.3	15t	1	W	45-17
11/21	Indianapolis	P	5	51	10.2	28	0	1	16	16.0	16	0	L	15-41
11/25	at New Orleans	P	9	26	2.9	9	0	2	29	14.5	23t	1	W	31-6
12/06	New England	P	1	3	3.0	3	0	1	5	5.0	5	0	L	10-14
12/12	at Tampa Bay	P	3	12	4.0	11	0	0	0	0.0	0	0	L	27-33+
12/19	Carolina	P	1	1	1.0	1	0	0	0	0.0	0	0	W	31-14
12/26	at New England					ON INACTIVE LIST							W	33-21
01/02	Atlanta					ON INACTIVE LIST							W	29-15
01/09	N.Y. Jets	P	0	0	0.0	0	0	0	0	0.0	0	0	W	27-10
2021 TOTALS		**9-0**	**26**	**125**	**4.8**	**28**	**1**	**7**	**72**	**10.3**	**23T**	**2**	**11-6**	

+ - Overtime

2022 GAME-BY-GAME REGULAR-SEASON STATISTICS (N.Y. GIANTS)

			RUSHING					RECEIVING						
DATE	OPPONENT	P/S	NO.	YDS.	AVG.	LG	TD	NO.	YDS.	AVG.	LG	TD	W/L/T	SCORE
09/11	at Tennessee	P	5	24	4.8	9	0	0	0	0.0	0	0	W	21-20
09/18	Carolina	P	1	-4	-4.0	-4	0	0	0	0.0	0	0	W	19-16
09/26	Dallas	P	1	3	3.0	3	0	0	0	0.0	0	0	L	16-23
10/02	Chicago	P	3	18	6.0	13	0	0	0	0.0	0	0	W	20-12
10/09	at Green Bay	P	4	14	3.5	10	0	2	13	6.5	13	0	W	27-22
10/16	Baltimore	P	3	-6	-2.0	1	0	2	17	8.5	15	0	W	24-20
10/23	at Jacksonville	P	4	19	4.8	6	0	1	14	14.0	14	0	W	23-17
10/30	at Seattle	P	2	5	2.5	3	0	1	10	10.0	10	0	L	13-27
11/13	Houston	P	6	20	3.3	9	0	0	0	0.0	0	0	W	24-16
11/20	Detroit	P	3	13	4.3	5	1	1	16	16.0	16	0	L	18-31
11/24	at Dallas	P	2	6	3.0	5	0	1	9	9.0	9	0	L	20-28
12/04	Washington	P	0	0	0.0	0	0	1	4	4.0	4	0	T	20-20
12/11	Philadelphia	P	3	6	2.0	5	0	2	9	4.5	7	0	L	22-48
12/18	at Washington	P	2	6	3.0	5	0	1	6	6.0	6	0	W	20-12
12/24	at Minnesota	P	2	9	4.5	6	0	0	0	0.0	0	0	L	24-27
01/01	Indianapolis	P	9	59	6.6	18	0	1	8	8.0	8	0	W	38-10
01/08	at Philadelphia	S	4	28	7.0	16	0	7	12	1.7	4	0	L	16-22
2022 TOTALS		**17-1**	**54**	**220**	**4.1**	**18**	**1**	**20**	**118**	**5.9**	**16**	**0**	**9-7-1**	

2023 GAME-BY-GAME REGULAR-SEASON STATISTICS (N.Y. GIANTS)

			RUSHING					RECEIVING						
DATE	OPPONENT	P/S	NO.	YDS.	AVG.	LG	TD	NO.	YDS.	AVG.	LG	TD	W/L	SCORE
09/10	Dallas	P	2	9	4.5	6	0	1	-3	-3.0	-3	0	L	0-40
09/17	at Arizona	P	1	5	5.0	5	0	0	0	0.0	0	0	W	31-28
09/21	at San Francisco	S	4	17	4.3	8t	1	3	1	0.3	8	0	L	12-30
10/02	Seattle	S	14	30	2.1	5	0	5	48	9.6	22	0	L	3-24
10/08	at Miami	S	9	21	2.3	8	0	1	3	3.0	3	0	L	16-31
10/15	at Buffalo	P	4	13	3.3	6	0	0	0	0.0	0	0	L	9-14
10/22	Washington	P	3	4	1.3	6	0	1	5	5.0	5	0	W	14-7
2023 TOTALS		**7-3**	**37**	**99**	**2.7**	**8T**	**1**	**11**	**54**	**4.9**	**22**	**0**	**2-5**	

2019 GAME-BY-GAME POSTSEASON STATISTICS (SAN FRANCISCO)

			RUSHING					RECEIVING						
DATE	OPPONENT	P/S	NO.	YDS.	AVG.	LG	TD	NO.	YDS.	AVG.	LG	TD	W/L	SCORE
01/11	Minnesota	S	8	17	2.1	6	0	0	0	0.0	0	0	W	27-10
01/19	Green Bay	P	1	2	2.0	2	0	0	0	0.0	0	0	W	37-20
02/02	at Kansas City	P	0	0	0.0	0	0	0	0	0.0	0	0	L	20-31
2019 TOTALS		**3-1**	**9**	**19**	**2.1**	**6**	**0**	**0**	**0**	**0.0**	**0**	**0**	**2-1**	

2021 GAME-BY-GAME POSTSEASON STATISTICS (BUFFALO)

			RUSHING					RECEIVING						
DATE	OPPONENT	P/S	NO.	YDS.	AVG.	LG	TD	NO.	YDS.	AVG.	LG	TD	W/L	SCORE
01/15	New England						INACTIVE						W	47-17
01/23	at Kansas City						INACTIVE						L	36-42+
2021 TOTALS		**0-0**	**0**	**0**	**0.0**	**0**	**0**	**0**	**0**	**0.0**	**0**	**0**	**1-1**	

+ - Overtime

2022 GAME-BY-GAME POSTSEASON STATISTICS (N.Y. GIANTS)

			RUSHING					RECEIVING						
DATE	OPPONENT	P/S	NO.	YDS.	AVG.	LG	TD	NO.	YDS.	AVG.	LG	TD	W/L	SCORE
01/15	at Minnesota	P	3	8	2.7	4	0	0	0	0.0	0	0	W	31-24
01/21	at Philadelphia	P	4	23	5.8	8t	1	1	19	19.0	19	0	L	7-38
2022 TOTALS		**2-0**	**7**	**31**	**4.4**	**8T**	**1**	**1**	**19**	**19.0**	**19**	**0**	**1-1**	



TRANSACTIONS

» Originally a 6th-round (196th pick overall) draft choice by the Giants in 2021.

CAREER HIGHLIGHTS

» Has played in 36 regular season games and 2 postseason games…Regular-season totals include 41 carries for 164 yards (4.0-yard avg.) and 1 touchdown, plus 11 receptions for 92 yards (8.4-yard avg.)…Averaged 21.3 yards on 26 kickoff returns…In the playoffs, had one carry for 10 yards and averaged 24.8 yards on 6 kickoff returns.

» In 2022, played in all 17 regular-season games and 2 postseason games…Totaled 31 carries for 141 yards (4.5-yard avg.) and one touchdown, and 5 receptions for 39 yards …Averaged 21.3 yards on 26 kickoff returns…Scored his first career touchdown on a 2-yard run vs. Green Bay in London (10/9)…Posted longest career kickoff return (47 yards) vs. Baltimore (10/16)…Twice tallied career-high single game receiving yards (18) – at Dallas (11/24) and vs. Philadelphia (12/11)…Rushed for a career-high 60 yards on 11 carries (5.5-yard avg.) at Philadelphia (1/8)…His 5 kickoff returns in the NFC Divisional Playoff Game tied him with 4 other players for the 4th-highest postseason total in Giants history…Brightwell's 130 kickoff return yards were the Giants 3rd-highest single-game postseason total, behind Ahmad Bradshaw's 180 vs. Philadelphia on Jan. 9, 2009, and Ron Dixon's 153 vs. Baltimore in Super Bowl XXXV on Jan. 29, 2001.

» As a rookie in 2021, Brightwell played in 13 games for the Giants and had one carry for 4 yards, one reception for 6 yards and 8 special teams tackles…His 8 special teams tackles were the 5th-most among Giants players and all NFL rookies in 2021…Made his NFL debut vs. Denver and caught one pass for 6 yards (9/12)…Logged his first career rushing attempt for a 4-yard gain and added 3 special teams tackles vs. Atlanta (9/26)…Spent Week 9 on the Reserve/COVID-19 list…Suffered a neck injury vs. Dallas (12/19) and was inactive at Philadelphia (12/26) before being placed on injured reserve the following week.

COLLEGE

» Played in 40 games with 7 starts at Arizona…After playing slot receiver as a freshman, Brightwell switched to running back and had 245 carries for 1,305 yards (5.3-yard avg.) and 9 touchdowns…He also recorded 19 receptions for 121 yards and one score…Averaged 17.2 yards on 5 kickoff returns….As a senior in 2020, started all 5 of Arizona's games…Named All-Pac-12 honorable mention…Led the Wildcats with 88 carries for 390 yards and one touchdown…Caught 13 passes for 53 yards…Recorded a season-high 117 yards and scored his only touchdown of the season on a career-high 22 carries vs. Colorado…In 2019, played in 11 games with 2 starts…Rushed for 390 yards and 5 touchdowns on 66 carries (5.9-yard avg.) and caught 4 passes for 59 yards and one touchdown…Added 39 yards on 3 kickoff returns and had 3 special teams tackles...Rushed for a career-high 141 yards on just 5 carries, including a 94-yard touchdown, vs. Northern Arizona...The 94-yarder tied Nic Grigsby (2009 vs. Northern Arizona) for the 2nd-longest run in school history...In 2018, played in 11 games and finished with career-high totals of 91 carries for 525 yards (team-leading 5.8-yard avg.) and scored 3 touchdowns…Posted 100-yard rushing games at Oregon State (113 yards) and at UCLA (121 yards)…As a freshman in 2017, played in all 13 games, primary on special teams, where he had 2 tackles.

OFF-THE-FIELD ACTIVITY

» Hosted a youth football camp for children in his hometown of Chester, Pennsylvania…Met with members from the Wounded Warriors Project during their visit at the Quest Diagnostic Training Facility to watch practice and enjoy a day with the Giants.

PERSONAL

» Majored in literacy, learning and leadership…Began his prep career at St. George's Tech in Delaware, where he rushed for 1,309 yards as a junior…Transferred to Baltimore's St. Frances Academy as a senior in 2016 and ran for 1,715 yards and averaged 6.7 yards a carry…Served as team captain as a senior, when he was named first-team all-conference and first-team All-State MIAA…Son of Gary Brightwell Sr., and Carla Young.

GARY BRIGHTWELL'S NFL REGULAR SEASON RUSHING/RECEIVING STATISTICS

				RUSHING					RECEIVING				
DATE	TEAM	GP	GS	NO.	YDS.	AVG.	LG	TD	NO.	YDS.	AVG.	LG	TD
2021	N.Y. Giants	13	0	1	4	4.0	4	0	1	6	6.0	6	0
2022	N.Y. Giants	17	0	31	141	4.5	25	1	5	39	7.8	12	0
2023	N.Y. Giants	7	0	9	19	2.1	5	0	5	47	9.4	18	0
NFL TOTALS		**37**	**0**	**41**	**164**	**4.0**	**25**	**1**	**11**	**92**	**8.4**	**18**	**0**

GARY BRIGHTWELL'S NFL POSTSEASON RUSHING/RECEIVING STATISTICS

				RUSHING					RECEIVING				
DATE	TEAM	GP	GS	NO.	YDS.	AVG.	LG	TD	NO.	YDS.	AVG.	LG	TD
2022	N.Y. Giants	2	0	1	10	10.0	10	0	0	0	0.0	0	0
NFL TOTALS		**2**	**0**	**1**	**10**	**10.0**	**10**	**0**	**0**	**0**	**0.0**	**0**	**0**

GARY BRIGHTWELL'S NFL REGULAR SEASON RETURN STATISTICS

		KICKOFF RETURNS					PUNT RETURNS					
DATE	TEAM	RET.	YDS.	AVG.	LG	TD	NO.	FC	YDS.	AVG.	LG	TD
2021	N.Y. Giants	0	0	0.0	0	0	0	0	0	0.0	0	0
2022	N.Y. Giants	26	555	21.3	47	0	0	0	0	0.0	0	0
2023	N.Y. Giants	0	0	0.0	0	0	0	0	0	0.0	0	0
NFL TOTALS		**26**	**555**	**21.3**	**47**	**0**	**0**	**0**	**0**	**0.0**	**0**	**0**

GARY BRIGHTWELL'S NFL POSTSEASON RETURN STATISTICS

		KICKOFF RETURNS					PUNT RETURNS					
DATE	TEAM	RET.	YDS.	AVG.	LG	TD	NO.	FC	YDS.	AVG.	LG	TD
2022	N.Y. Giants	6	149	24.8	30	0	0	0	0	0.0	0	0
NFL TOTALS		**6**	**149**	**24.8**	**30**	**0**	**0**	**0**	**0**	**0.0**	**0**	**0**

SINGLE-GAME HIGHS: RUSHING/RECEIVING

Rush Attempts
11 at Philadelphia Eagles, Jan 08, 2023
5 vs. Indianapolis Colts, Jan 01, 2023
5 vs. Philadelphia Eagles, Dec 11, 2022
5 at Dallas Cowboys, Nov 24, 2022
4 vs. Seattle Seahawks, Oct 02, 2023
...1 more at 4.

Rushing Yards
60 at Philadelphia Eagles, Jan 08, 2023
31 at Dallas Cowboys, Nov 24, 2022
23 vs. Philadelphia Eagles, Dec 11, 2022
14 vs. Carolina Panthers, Sep 18, 2022
9 vs. Indianapolis Colts, Jan 01, 2023

Rushing Average
5.5 at Philadelphia Eagles, Jan 08, 2023

Longest Runs
25 at Philadelphia Eagles, Jan 08, 2023
17 at Philadelphia Eagles, Jan 08, 2023
15 at Dallas Cowboys, Nov 24, 2022
14 vs. Carolina Panthers, Sep 18, 2022
13 vs. Philadelphia Eagles, Dec 11, 2022

Rushing TDs
1 at Green Bay Packers, Oct 09, 2022

Receptions
2 at San Francisco 49ers, Sep 21, 2023
2 vs. Dallas Cowboys, Sep 10, 2023
2 vs. Philadelphia Eagles, Dec 11, 2022
...1 more at 2.

Receiving Yards
31 at San Francisco 49ers, Sep 21, 2023
18 vs. Philadelphia Eagles, Dec 11, 2022
18 at Dallas Cowboys, Nov 24, 2022
6 vs. Dallas Cowboys, Sep 10, 2023
6 vs. Denver Broncos, Sep 12, 2021

Longest Receptions
18 at San Francisco 49ers, Sep 21, 2023
13 at San Francisco 49ers, Sep 21, 2023
12 vs. Philadelphia Eagles, Dec 11, 2022
12 at Dallas Cowboys, Nov 24, 2022
10 vs. Seattle Seahawks, Oct 02, 2023

All-Purpose Yards
127 at Philadelphia Eagles, Jan 08, 2023
99 vs. Philadelphia Eagles, Dec 11, 2022
63 at Seattle Seahawks, Oct 30, 2022
61 at Green Bay Packers, Oct 09, 2022
49 vs. Indianapolis Colts, Jan 01, 2023
...1 more at 49.

Kickoff Returns
3 vs. Philadelphia Eagles, Dec 11, 2022
3 vs. Detroit Lions, Nov 20, 2022
3 at Seattle Seahawks, Oct 30, 2022
...1 more at 3.

Kickoff Return Yards
64 at Philadelphia Eagles, Jan 08, 2023
63 at Seattle Seahawks, Oct 30, 2022
58 vs. Philadelphia Eagles, Dec 11, 2022
56 at Green Bay Packers, Oct 09, 2022
47 vs. Baltimore Ravens, Oct 16, 2022

Longest Kickoff Return
47 vs. Baltimore Ravens, Oct 16, 2022
40 at Philadelphia Eagles, Jan 08, 2023
27 at Seattle Seahawks, Oct 30, 2022
26 at Minnesota Vikings, Dec 24, 2022
25 vs. Washington Commanders, Dec 04, 2022

Kickoff Return Average
21.0 at Seattle Seahawks, Oct 30, 2022
19.3 vs. Philadelphia Eagles, Dec 11, 2022
18.7 at Green Bay Packers, Oct 09, 2022
13.7 vs. Detroit Lions, Nov 20, 2022

Special Teams Tackles
3 vs. Atlanta Falcons, Sep 26, 2021
1 vs. Carolina Panthers, Sep 18, 2022
1 at Tennessee Titans, Sep 11, 2022
1 vs. Philadelphia Eagles, Nov 28, 2021
...4 more at 1.

Most TDs
1 at Green Bay Packers, Oct 09, 2022

SINGLE-GAME HIGHS - POSTSEASON: RUSHING/RECEIVING

Rushing Yards
10 at Philadelphia Eagles, Jan 21, 2023

Longest Runs
10 at Philadelphia Eagles, Jan 21, 2023

All-Purpose Yards
140 at Philadelphia Eagles, Jan 21, 2023
19 at Minnesota Vikings, Jan 15, 2023

Kickoff Returns
5 at Philadelphia Eagles, Jan 21, 2023
1 at Minnesota Vikings, Jan 15, 2023

Kickoff Return Yards
130 at Philadelphia Eagles, Jan 21, 2023
19 at Minnesota Vikings, Jan 15, 2023

Longest Kickoff Return
30 at Philadelphia Eagles, Jan 21, 2023
28 at Philadelphia Eagles, Jan 21, 2023
25 at Philadelphia Eagles, Jan 21, 2023
24 at Philadelphia Eagles, Jan 21, 2023
23 at Philadelphia Eagles, Jan 21, 2023

Kickoff Return Average
26.0 at Philadelphia Eagles, Jan 21, 2023

2022 GAME-BY-GAME REGULAR-SEASON STATISTICS (N.Y. GIANTS)

			RUSHING					RECEIVING						
DATE	OPPONENT	P/S	NO.	YDS.	AVG.	LG	TD	NO.	YDS.	AVG.	LG	TD	W/L/T	SCORE
09/11	at Tennessee	P	0	0	0.0	0	0	0	0	0.0	0	0	W	21-20
09/18	Carolina	P	1	14	14.0	14	0	0	0	0.0	0	0	W	19-16
09/26	Dallas	P	0	0	0.0	0	0	0	0	0.0	0	0	L	16-23
10/02	Chicago	P	1	0	0.0	0	0	0	0	0.0	0	0	W	20-12
10/09	at Green Bay	P	2	5	2.5	3	1	0	0	0.0	0	0	W	27-22
10/16	Baltimore	P	0	0	0.0	0	0	0	0	0.0	0	0	W	24-20
10/23	at Jacksonville	P	0	0	0.0	0	0	0	0	0.0	0	0	W	23-17
10/30	at Seattle	P	0	0	0.0	0	0	0	0	0.0	0	0	L	13-27
11/13	Houston	P	0	0	0.0	0	0	0	0	0.0	0	0	W	24-16
11/20	Detroit	P	0	0	0.0	0	0	0	0	0.0	0	0	L	18-31
11/24	at Dallas	P	5	31	6.2	15	0	2	18	9.0	12	0	L	20-28
12/04	Washington	P	0	0	0.0	0	0	0	0	0.0	0	0	T	20-20
12/11	Philadelphia	P	5	23	4.6	13	0	2	18	9.0	12	0	L	22-48
12/18	at Washington	P	0	0	0.0	0	0	0	0	0.0	0	0	W	20-12
12/24	at Minnesota	P	1	-1	-1.0	-1	0	0	0	0.0	0	0	L	24-27
01/01	Indianapolis	P	5	9	1.8	6	0	0	0	0.0	0	0	W	38-10
01/08	at Philadelphia	P	11	60	5.5	25	0	1	3	3.0	3	0	L	16-22
2022 TOTALS		**17-0**	**31**	**141**	**4.5**	**25**	**1**	**5**	**39**	**7.8**	**12**	**0**	**9-7-1**	

2023 GAME-BY-GAME REGULAR-SEASON STATISTICS (N.Y. GIANTS)

			RUSHING					RECEIVING						
DATE	OPPONENT	P/S	NO.	YDS.	AVG.	LG	TD	NO.	YDS.	AVG.	LG	TD	W/L	SCORE
09/10	Dallas	P	1	5	5.0	5	0	2	6	3.0	9	0	L	0-40
09/17	at Arizona	P	0	0	0.0	0	0	0	0	0.0	0	0	W	31-28
09/21	at San Francisco	P	4	5	1.3	2	0	2	31	15.5	18	0	L	12-30
10/02	Seattle	P	4	9	2.3	4	0	1	10	10.0	10	0	L	3-24
10/08	at Miami	P	0	0	0.0	0	0	0	0	0.0	0	0	L	16-31
10/15	at Buffalo	P	0	0	0.0	0	0	0	0	0.0	0	0	L	9-14
10/22	Washington	P	0	0	0.0	0	0	0	0	0.0	0	0	W	14-7
2023 TOTALS		**7-0**	**9**	**19**	**2.1**	**5**	**0**	**5**	**47**	**9.4**	**18**	**0**	**2-5**	

2022 GAME-BY-GAME POSTSEASON STATISTICS (N.Y. GIANTS)

			RUSHING					RECEIVING						
DATE	OPPONENT	P/S	NO.	YDS.	AVG.	LG	TD	NO.	YDS.	AVG.	LG	TD	W/L	SCORE
01/15	at Minnesota	P	0	0	0.0	0	0	0	0	0.0	0	0	W	31-24
01/21	at Philadelphia	P	1	10	10.0	10	0	0	0	0.0	0	0	L	7-38
2022 TOTALS		**2-0**	**1**	**10**	**10.0**	**10**	**0**	**0**	**0**	**0.0**	**0**	**0**	**1-1**	

2022 GAME-BY-GAME REGULAR-SEASON STATISTICS (N.Y. GIANTS)

			KICKOFF RETURNS					PUNT RETURNS							
DATE	OPPONENT	P/S	RET	YDS	AVG	LG	TD	NO	FC	YDS	AVG	LG	TD	W/L	SCORE
09/11	at Tennessee	P	2	41	20.5	24	0	0	0	0	0.0	0	0	W	21-20
09/18	Carolina	P	0	0	0.0	0	0	0	0	0	0.0	0	0	W	19-16
09/26	Dallas	P	0	0	0.0	0	0	0	0	0	0.0	0	0	L	16-23
10/02	Chicago	P	2	33	16.5	19	0	0	0	0	0.0	0	0	W	20-12
10/09	at Green Bay	P	3	56	18.7	23	0	0	0	0	0.0	0	0	W	27-22
10/16	Baltimore	P	1	47	47.0	47	0	0	0	0	0.0	0	0	W	24-20
10/23	at Jacksonville	P	0	0	0.0	0	0	0	0	0	0.0	0	0	W	23-17
10/30	at Seattle	P	3	63	21.0	27	0	0	0	0	0.0	0	0	L	13-27
11/13	Houston	P	1	21	21.0	21	0	0	0	0	0.0	0	0	W	24-16
11/20	Detroit	P	3	41	13.7	18	0	0	0	0	0.0	0	0	L	18-31
11/24	at Dallas	P	0	0	0.0	0	0	0	0	0	0.0	0	0	L	20-28
12/04	Washington	P	2	44	22.0	25	0	0	0	0	0.0	0	0	T	20-20
12/11	Philadelphia	P	3	58	19.3	20	0	0	0	0	0.0	0	0	L	22-48
12/18	at Washington	P	1	21	21.0	21	0	0	0	0	0.0	0	0	W	20-12
12/24	at Minnesota	P	1	26	26.0	26	0	0	0	0	0.0	0	0	L	24-27
01/01	Indianapolis	P	2	40	20.0	23	0	0	0	0	0.0	0	0	W	38-10
01/08	at Philadelphia	P	2	64	32.0	40	0	0	0	0	0.0	0	0	L	16-22
2022 TOTALS		**17-0**	**26**	**555**	**21.3**	**47**	**0**	**0**	**0**	**0**	**0.0**	**0**	**0**	**9-7**	

2022 GAME-BY-GAME POSTSEASON STATISTICS (N.Y. GIANTS)

			KICKOFF RETURNS					PUNT RETURNS							
DATE	OPPONENT	P/S	RET	YDS	AVG	LG	TD	NO	FC	YDS	AVG	LG	TD	W/L	SCORE
01/15	at Minnesota	P	1	19	19.0	19	0	0	0	0	0.0	0	0	W	31-24
01/21	at Philadelphia	P	5	130	26.0	30	0	0	0	0	0.0	0	0	L	7-38
2022 TOTALS		**2-0**	**6**	**149**	**24.8**	**30**	**0**	**0**	**0**	**0**	**0.0**	**0**	**0**	**1-1**	



CAM BROWN

ILB

47

HEIGHT: 6-5
WEIGHT: 235
COLLEGE: PENN STATE
HOW ACQUIRED: D6-'20
NFL EXP.: 4TH YEAR
GIANTS EXP.: 4TH YEAR

TRANSACTIONS

» Originally a 6th-round (183rd pick overall) draft choice by the Giants in 2020.

CAREER HIGHLIGHTS

» Has played in 49 regular-season and 2 postseason games for the Giants, totaling 6 tackles (5 solo), 3 quarterback hits, one forced fumble on defense, and 22 tackles (13 solo) and one forced fumble on special teams.
» In 2022, played in all 19 games (17 regular season and 2 postseason), primarily on special teams…Elected one of the team's captains…Totaled 6 special teams tackles (3 solo)…His 398 special teams snaps tied Carter Coughlin for the team lead…Played on special teams in the NFC Wild Card round at Minnesota (1/15) and in the divisional round at Philadelphia (1/8).
» In 2021, played in 12 games, primarily on special teams, where he totaled 9 tackles, which tied him for 3rd on the team…Inactive at Washington (9/16) with a hamstring injury and spent the next 3 weeks on injured reserve…Logged a career-high 3 special teams tackles vs. Carolina (10/24)…Placed on the Reserve/COVID-19 list before the game vs. Dallas (12/19)…Posted 2 special teams tackles at Philadelphia (12/26).
» As a rookie in 2020, Brown played in 15 games…Inactive for the season opener vs. Pittsburgh (9/14)…Recorded 7 tackles (5 solo) and 3 quarterback hits, plus 6 tackles (3 solo) and one forced fumble on special teams…Made his NFL debut at Chicago (9/20)…Credited with first special teams assisted tackle at Philadelphia (10/22) and initial solo stop vs. Tampa Bay (11/2)…Forced a fumble by punt returner Isaiah Wright that was recovered by Madre Harper, leading to a first-quarter Giants touchdown at Washington (11/8)…Made his first 2 defensive tackles (2 solo) at Seattle (12/6)…Tallied a season-high 3 tackles – all solo – at Baltimore (12/27).

COLLEGE

» Played in 51 games with 26 starts at Penn State…Concluded his career with 199 tackles (99 solo), including 15 tackles for loss, 5.0 sacks, 11 passes defensed, 4 forced fumbles and 2 fumble recoveries…Also blocked a punt…As a senior in 2019, Brown played in all 13 games with 12 starts and had a career-high 72 tackles (28 solo), 5.5 tackles for loss, 2.0 sacks, 4 passes defensed, one forced fumble and 2 recoveries…Selected All-Big Ten 3rd team by the coaches…In 2018, played in 13 games with 12 starts and led the team with 3 forced fumbles and finished 5th with 63 tackles, including a career-high 41 solo stops…In 2017, played in 12 games and recorded 31 tackles (16 solo), 1.5 tackles for loss, a half-sack and one pass defensed…In 2016, played in 13 games with 2 starts and was one of 5 true freshman to play for Penn State in 2016…Recorded 33 tackles (14 solo), 1.5 tackles for loss and a half-sack.

OFF-THE-FIELD ACTIVITY

» Partnered with the American Heart Association to virtually meet with students across the tri-state area for a Play 60 conversation that focused on being active, creating healthy habits and focusing on mental health…Attended The Giants Foundation Golf Classic which raised over $400,000 for The Giants Foundation…Attended the My Sisters' Place Spring Gala to support their mission to end domestic violence and human trafficking…Met with members from the Wounded Warriors Project during their visit at the Quest Diagnostic Training Facility to watch practice and enjoy a day with the Giants…Represented Penn State's THON which benefits childhood cancer during Week 13 of the NFL season for My Cause My Cleats.

PERSONAL

» Kinesiology major…Full name is Cameron Courtney Brown…Born in Silver Spring, Md. and started his prep career at James Hubert Blake High School in Colesville, Md.…Transferred to the Bullis School, where he was a 3-time letterman and 3-time captain…Recorded 260 tackles in 3 seasons…Named first-team all-conference as a junior…Helped lead the Bulldogs to back-to-back Interstate Athletic Conference titles in 2014 and 2015…Posted 94 tackles and 12.0 tackles for loss as a junior in 2014…Also played receiver on offense and caught 16 passes for 350 yards and 6 touchdowns…Brown was on the track team and set personal bests in the discus (127'6") and triple jump (44'3")…Played in the 2016 Semper Fidelis All-American Bowl…Was selected as the Maryland MVP in the Big 33 Game…Son of Desmond Brown and Susan Giscombe…Has 2 brothers, D. Greyson and Brandon, and 2 sisters, Simone and Candice…Cousin, Andre Davis, was a wide receiver at Virginia Tech and for 9 seasons in the NFL.

CAM BROWN'S NFL REGULAR SEASON DEFENSIVE STATISTICS

			TACKLES								INTERCEPTIONS					O. FUMB				ST					MISC	
DATE	TEAM	GP	GS	TK	S	A	TFL	YDS	SK	YDS	QBH	NO	YDS	LG	TD	PD	FF	FR	TD	YDS	TK	S	A	FF	FR	S	A
2020	N.Y. Giants	15	0	6	5	1	0	0	0.0	0.0	3	0	0	0	0	0	0	0	0	0	6	3	3	1	0	0	0
2021	N.Y. Giants	12	0	0	0	0	0	0	0.0	0.0	0	0	0	0	0	0	0	0	0	0	9	6	3	0	0	0	0
2022	N.Y. Giants	17	0	0	0	0	0	0	0.0	0.0	0	0	0	0	0	0	0	0	0	0	6	3	3	0	0	0	0
2023	N.Y. Giants	6	0	0	0	0	0	0	0.0	0.0	0	0	0	0	0	0	0	0	0	0	3	3	0	0	0	0	0
NFL TOTALS		**50**	**0**	**6**	**5**	**1**	**0**	**0**	**0.0**	**0.0**	**3**	**0**	**0**	**0**	**0**	**0**	**0**	**0**	**0**	**0**	**24**	**15**	**9**	**1**	**0**	**0**	**0**

CAM BROWN'S NFL POSTSEASON DEFENSIVE STATISTICS

			TACKLES								INTERCEPTIONS					O. FUMB				ST					MISC	
DATE	TEAM	GP	GS	TK	S	A	TFL	YDS	SK	YDS	QBH	NO	YDS	LG	TD	PD	FF	FR	TD	YDS	TK	S	A	FF	FR	S	A
2022	N.Y. Giants	2	0	0	0	0	0	0	0.0	0.0	0	0	0	0	0	0	0	0	0	0	0	0	0	0	0	0	0
NFL TOTALS		**2**	**0**	**0**	**0**	**0**	**0**	**0**	**0.0**	**0.0**	**0**	**0**	**0**	**0**	**0**	**0**	**0**	**0**	**0**	**0**	**0**	**0**	**0**	**0**	**0**	**0**	**0**

SINGLE-GAME HIGHS: DEFENSIVE

Total Tackles
3 at Baltimore Ravens, Dec 27, 2020
2 at Seattle Seahawks, Dec 06, 2020
1 vs. Dallas Cowboys, Jan 03, 2021

Solo Tackles
3 at Baltimore Ravens, Dec 27, 2020
1 vs. Dallas Cowboys, Jan 03, 2021
1 at Seattle Seahawks, Dec 06, 2020

Special Teams Tackles
3 vs. Carolina Panthers, Oct 24, 2021
2 vs. Washington Commanders, Oct 22, 2023
2 at Philadelphia Eagles, Dec 26, 2021
2 at Dallas Cowboys, Oct 11, 2020
1 at San Francisco 49ers, Sep 21, 2023
...14 more at 1.

Special Teams Forced Fumbles 1 at Washington Football Team, Nov 08, 2020

2023 GAME-BY-GAME REGULAR-SEASON STATISTICS (N.Y. GIANTS)

			TACKLES								INTERCEPTIONS					O. FUMB				ST					MISC			
DATE	OPPONENT	P/S	TK	S	A	SK	YDS	TFL	YDS	QBH	NO	YDS	LG	TD	PD	FF	FR	TD	YDS	TK	S	A	FF	FR	S	A	W/L	SCORE
09/10	Dallas		ON INACTIVE LIST																								L	0-40
09/17	at Arizona	P	0	0	0	0.0	0.0	0	0	0	0	0	0	0	0	0	0	0	0	0	0	0	0	0	0	0	W	31-28
09/21	at San Francisco	P	0	0	0	0.0	0.0	0	0	0	0	0	0	0	0	0	0	0	0	1	1	0	0	0	0	0	L	12-30
10/02	Seattle	P	0	0	0	0.0	0.0	0	0	0	0	0	0	0	0	0	0	0	0	0	0	0	0	0	0	0	L	3-24
10/08	at Miami	P	0	0	0	0.0	0.0	0	0	0	0	0	0	0	0	0	0	0	0	0	0	0	0	0	0	0	L	16-31
10/15	at Buffalo	P	0	0	0	0.0	0.0	0	0	0	0	0	0	0	0	0	0	0	0	0	0	0	0	0	0	0	L	9-14
10/22	Washington	P	0	0	0	0.0	0.0	0	0	0	0	0	0	0	0	0	0	0	0	2	2	0	0	0	0	0	W	14-7
2023 TOTALS		**6-0**	**0**	**0**	**0**	**0.0**	**0.0**	**0**	**0**	**0**	**0**	**0**	**0**	**0**	**0**	**0**	**0**	**0**	**0**	**3**	**3**	**0**	**0**	**0**	**0**	**0**	**2-5**	



LAWRENCE CAGER

TE

83

HEIGHT: 6-5
WEIGHT: 220
COLLEGE: GEORGIA
HOW ACQUIRED: FA-'22
NFL EXP.: 4TH YEAR
GIANTS EXP.: 2ND YEAR

TRANSACTIONS

» Originally signed as an undrafted free agent by the Jets on May 6, 2020…Waived by the Jets on Sept. 5, 2020…Signed to the Jets' practice squad on Sept. 6, 2020…Elevated to the Jets' active roster on Sept. 26, Oct. 1 and Dec. 12, 2020… Waived by the Jets on Aug. 30, 2021…Signed to the Cleveland Browns' practice squad on Oct. 4, 2021…Elevated to Cleveland's active roster on Nov. 20 and Dec. 16, 2021… Waived by Cleveland on Dec. 24, 2021…Signed to Cleveland's practice squad on Dec. 28, 2021…Signed by the Jets on Jan. 12, 2022…Waived by the Jets on Oct. 15, 2022…Signed to the Giants' practice squad Oct. 18, 2022…Elevated to the Giants' active roster on Oct. 29, Nov. 12 and 19, 2022…Signed to the Giants' active roster on Nov. 22, 2022...Re-signed by the Giants as a free agent Feb. 13, 2023.

CAREER HIGHLIGHTS

» Has played in 15 regular-season games with 5 starts for the Jets, Cleveland, and the Giants, and in 2 postseason games for the Giants…Career totals include 17 receptions for 170 yards and one touchdown in the regular season and 2 catches for 20 yards in the playoffs...Transitioned to tight end after 2 years as a wide receiver in the league.
» In 2022, played in 7 games with 4 starts for the Giants and Jets…Started his only game with the Jets before playing in 6 regular-season games with 3 starts and in 2 postseason games for the Giants…Made his Giants debut at Seattle (10/30)…Caught his first 2 Giants passes and scored his first NFL touchdown on a 9-yard reception vs. Houston (11/13)…Notched longest career reception of 20 yards at Dallas (11/24)…Finished with career and team-high totals of 8 catches for 69 yards at Philadelphia (1/8)…Caught one pass for 4 yards in the NFC Wild Card Game at Minnesota (1/15) and one for 16 yards in the divisional round at Philadelphia (1/21)...Started for the Jets vs. Baltimore (9/11), but had no receptions.
» In 2021, played in one game for Cleveland, vs. Detroit (11/21)...Did not have a catch.
» As a rookie in 2020, played in 2 games for the Jets…Started at wide receiver in his NFL debut and had 2 catches for 35 yards at Indianapolis (9/27)…Also played wide receiver vs. Denver (10/1).

COLLEGE

» Played 3 years at the University of Miami before playing as a graduate transfer at Georgia in 2019… In 43 games, totaled 78 receptions for 1,157 yards (14.8-yard avg.) and 14 touchdowns…In 2019, Cager played in 9 games for Georgia, posting 33 receptions for 476 yards (14.4-yard avg.), 4 touchdowns and a career long 52 yard touchdown catch…In 2018, Cager played in 13 games for Miami and caught 21 receptions for 374 yards (17.8-yard avg.) and a career-high 6 touchdowns…In 2017, played in 10 games and tallied 16 receptions for 237 yards (14.8-yard avg.) and 3 touchdowns…Missed the 2016 season with a knee injury…As a freshman in 2015, Cager had 8 receptions for 70 yards.

PERSONAL

» Grew up playing baseball…Began playing football as a freshman at Calvert Hall High School…Received more than 45 scholarship offers following a senior season in which he caught 50 passes and scores 7 touchdowns…Also earned indoor and outdoor high jump titles in the Maryland Interscholastic Athletic Association track meet after he cleared 6'9".

LAWRENCE CAGER'S NFL REGULAR SEASON RUSHING/RECEIVING STATISTICS

				RECEIVING					RUSHING				
DATE	TEAM	GP	GS	NO.	YDS.	AVG.	LG	TD	NO.	YDS.	AVG.	LG	TD
2020	N.Y. Jets	2	1	2	35	17.5	19	0	0	0	0.0	0	0
2021	N.Y. Jets	0	0	0	0	0.0	0	0	0	0	0.0	0	0
				Went from **N.Y. Jets** to **Cleveland**.									
2021	Cleveland	1	0	0	0	0.0	0	0	0	0	0.0	0	0
2021	TOTAL	1	0	0	0	0.0	0	0	0	0	0.0	0	0
2022	N.Y. Jets	1	1	0	0	0.0	0	0	0	0	0.0	0	0
				Went from **N.Y. Jets** to **N.Y. Giants**.									
2022	N.Y. Giants	6	3	13	118	9.1	20	1	0	0	0.0	0	0
2022	TOTAL	7	4	13	118	9.1	20	1	0	0	0.0	0	0
2023	N.Y. Giants	5	0	2	17	8.5	9	0	0	0	0.0	0	0
NFL TOTALS		**15**	**5**	**17**	**170**	**10.0**	**20**	**1**	**0**	**0**	**0.0**	**0**	**0**

LAWRENCE CAGER'S NFL POSTSEASON RUSHING/RECEIVING STATISTICS

				RECEIVING					RUSHING				
DATE	TEAM	GP	GS	NO.	YDS.	AVG.	LG	TD	NO.	YDS.	AVG.	LG	TD
2022	N.Y. Giants	2	0	2	20	10.0	16	0	0	0	0.0	0	0
NFL TOTALS		**2**	**0**	**2**	**20**	**10.0**	**16**	**0**	**0**	**0**	**0.0**	**0**	**0**

SINGLE-GAME HIGHS: RECEIVING

Receptions
8 at Philadelphia Eagles, Jan 08, 2023
2 vs. Dallas Cowboys, Sep 10, 2023
2 vs. Detroit Lions, Nov 20, 2022
2 vs. Houston Texans, Nov 13, 2022
...1 more at 2.

Receiving Yards
69 at Philadelphia Eagles, Jan 08, 2023
35 at Indianapolis Colts, Sep 27, 2020
20 at Dallas Cowboys, Nov 24, 2022
20 vs. Detroit Lions, Nov 20, 2022
17 vs. Dallas Cowboys, Sep 10, 2023

Receiving Average
8.6 at Philadelphia Eagles, Jan 08, 2023

Longest Receptions
20 at Dallas Cowboys, Nov 24, 2022
19 at Indianapolis Colts, Sep 27, 2020
16 at Philadelphia Eagles, Jan 08, 2023
16 at Indianapolis Colts, Sep 27, 2020
14 at Philadelphia Eagles, Jan 08, 2023

All-Purpose Yards
69 at Philadelphia Eagles, Jan 08, 2023
35 at Indianapolis Colts, Sep 27, 2020
20 at Dallas Cowboys, Nov 24, 2022
20 vs. Detroit Lions, Nov 20, 2022
17 vs. Dallas Cowboys, Sep 10, 2023

Most TDs
1 vs. Houston Texans, Nov 13, 2022

SINGLE-GAME HIGHS - POSTSEASON: RECEIVING

Longest Receptions
16 at Philadelphia Eagles, Jan 21, 2023
4 at Minnesota Vikings, Jan 15, 2023

2022 GAME-BY-GAME REGULAR-SEASON STATISTICS (N.Y. JETS/N.Y. GIANTS)

			RECEIVING					RUSHING						
DATE	OPPONENT	P/S	NO.	YDS.	AVG.	LG	TD	NO.	YDS.	AVG.	LG	TD	W/L/T	SCORE
09/11	Baltimore	S	0	0	0.0	0	0	0	0	0.0	0	0	L	9-24
09/18	at Cleveland					ON INACTIVE LIST							W	31-30
09/25	Cincinnati					ON INACTIVE LIST							L	12-27
10/02	at Pittsburgh					ON INACTIVE LIST							W	24-20
10/09	Miami					ON INACTIVE LIST							W	40-17
10/16	at Green Bay					DID NOT PLAY							W	27-10
						Went from **N.Y. Jets** to **N.Y. Giants**.								
10/23	at Jacksonville					PRACTICE SQUAD							W	23-17
10/30	at Seattle	P	0	0	0.0	0	0	0	0	0.0	0	0	L	13-27
11/13	Houston	P	2	9	4.5	9t	1	0	0	0.0	0	0	W	24-16
11/20	Detroit	S	2	20	10.0	13	0	0	0	0.0	0	0	L	18-31
11/24	at Dallas	S	1	20	20.0	20	0	0	0	0.0	0	0	L	20-28
12/04	Washington					ON INACTIVE LIST							T	20-20
12/11	Philadelphia					ON INACTIVE LIST							L	22-48
12/18	at Washington	P	0	0	0.0	0	0	0	0	0.0	0	0	W	20-12
12/24	at Minnesota					DID NOT PLAY (NON-INJURY)							L	24-27
01/01	Indianapolis					ON INACTIVE LIST							W	38-10
01/08	at Philadelphia	S	8	69	8.6	16	0	0	0	0.0	0	0	L	16-22
2022 TOTALS		**7-4**	**13**	**118**	**9.1**	**20**	**1**	**0**	**0**	**0.0**	**0**	**0**	**8-8-1**	

2023 GAME-BY-GAME REGULAR-SEASON STATISTICS (N.Y. GIANTS)

			RECEIVING					RUSHING						
DATE	OPPONENT	P/S	NO.	YDS.	AVG.	LG	TD	NO.	YDS.	AVG.	LG	TD	W/L	SCORE
09/10	Dallas	P	2	17	8.5	9	0	0	0	0.0	0	0	L	0-40
09/17	at Arizona					ON INACTIVE LIST							W	31-28
09/21	at San Francisco	P	0	0	0.0	0	0	0	0	0.0	0	0	L	12-30
10/02	Seattle	P	0	0	0.0	0	0	0	0	0.0	0	0	L	3-24
10/08	at Miami	P	0	0	0.0	0	0	0	0	0.0	0	0	L	16-31
10/15	at Buffalo	P	0	0	0.0	0	0	0	0	0.0	0	0	L	9-14
10/22	Washington					PRACTICE SQUAD							W	14-7
2023 TOTALS		**5-0**	**2**	**17**	**8.5**	**9**	**0**	**0**	**0**	**0.0**	**0**	**0**	**2-5**	

2022 GAME-BY-GAME POSTSEASON STATISTICS (N.Y. GIANTS)

			RECEIVING					RUSHING						
DATE	OPPONENT	P/S	NO.	YDS.	AVG.	LG	TD	NO.	YDS.	AVG.	LG	TD	W/L	SCORE
01/15	at Minnesota	P	1	4	4.0	4	0	0	0	0.0	0	0	W	31-24
01/21	at Philadelphia	P	1	16	16.0	16	0	0	0	0.0	0	0	L	7-38
2022 TOTALS		**2-0**	**2**	**20**	**10.0**	**16**	**0**	**0**	**0**	**0.0**	**0**	**0**	**1-1**	



YODNY CAJUSTE

T

72

HEIGHT: 6-5
WEIGHT: 310
COLLEGE: WEST VIRGINIA
HOW ACQUIRED: FA-'23
NFL EXP.: 5TH YEAR
GIANTS EXP.: 1ST YEAR

YODNY CAJUSTE'S NFL REGULAR SEASON STATISTICS

DATE	TEAM	GP	GS
2019	New England	0	0
2020	New England	0	0
2021	New England	7	2
2022	New England	10	3
2023	N.Y. Giants	0	0
NFL TOTALS		**17**	**5**

YODNY CAJUSTE'S NFL POSTSEASON STATISTICS

DATE	TEAM	GP	GS
2019	New England	0	0
2021	New England	0	0
NFL TOTALS		**0**	**0**

2019 GAME-BY-GAME REGULAR-SEASON STATISTICS (NEW ENGLAND)

DATE	OPPONENT	P/S		W/L	SCORE
09/08	Pittsburgh		DID NOT PLAY	W	33-3
09/15	at Miami		DID NOT PLAY	W	43-0
09/22	N.Y. Jets		DID NOT PLAY	W	30-14
09/29	at Buffalo		DID NOT PLAY	W	16-10
10/06	at Washington		DID NOT PLAY	W	33-7
10/10	N.Y. Giants		DID NOT PLAY	W	35-14
10/21	at N.Y. Jets		DID NOT PLAY	W	33-0
10/27	Cleveland		DID NOT PLAY	W	27-13
11/03	at Baltimore		DID NOT PLAY	L	20-37
11/17	at Philadelphia		DID NOT PLAY	W	17-10
11/24	Dallas		RESERVE/NFIN	W	13-9
12/01	at Houston		RESERVE/NFIN	L	22-28
12/08	Kansas City		RESERVE/NFIN	L	16-23
12/15	at Cincinnati		RESERVE/NFIN	W	34-13
12/21	Buffalo		RESERVE/NFIN	W	24-17
12/29	Miami		RESERVE/NFIN	L	24-27
2019 TOTALS		**0-0**		**12-4**	

2020 GAME-BY-GAME REGULAR-SEASON STATISTICS (NEW ENGLAND)

DATE	OPPONENT	P/S		W/L	SCORE
09/13	Miami		RESERVE/NFIN	W	21-11
09/20	at Seattle		INJURED RESERVE	L	30-35
09/27	Las Vegas		INJURED RESERVE	W	36-20
10/05	at Kansas City		INJURED RESERVE	L	10-26
10/18	Denver		INJURED RESERVE	L	12-18
10/25	San Francisco		INJURED RESERVE	L	6-33
11/01	at Buffalo		INJURED RESERVE	L	21-24
11/09	at N.Y. Jets		INJURED RESERVE	W	30-27
11/15	Baltimore		INJURED RESERVE	W	23-17
11/22	at Houston		INJURED RESERVE	L	20-27
11/29	Arizona		NOT ON ROSTER	W	20-17
12/06	at L.A. Chargers		NOT ON ROSTER	W	45-0
12/10	at L.A. Rams		NOT ON ROSTER	L	3-24
12/20	at Miami		NOT ON ROSTER	L	12-22
12/28	Buffalo		NOT ON ROSTER	L	9-38
01/03	N.Y. Jets		NOT ON ROSTER	W	28-14
2020 TOTALS		**0-0**		**7-9**	

2021 GAME-BY-GAME REGULAR-SEASON STATISTICS (NEW ENGLAND)

DATE	OPPONENT	P/S		W/L	SCORE
09/12	Miami		NOT ON ROSTER	L	16-17
09/19	at N.Y. Jets		NOT ON ROSTER	W	25-6
09/26	New Orleans		NOT ON ROSTER	L	13-28
10/03	Tampa Bay		DID NOT PLAY (NON-INJURY)	L	17-19
10/10	at Houston	S		W	25-22
10/17	Dallas	S		L	29-35+
10/24	N.Y. Jets	P		W	54-13
10/31	at L.A. Chargers	P		W	27-24
11/07	at Carolina		DID NOT PLAY (NON-INJURY)	W	24-6
11/14	Cleveland	P		W	45-7
11/18	at Atlanta		DID NOT PLAY (NON-INJURY)	W	25-0
11/28	Tennessee		DID NOT PLAY (NON-INJURY)	W	36-13
12/06	at Buffalo		DID NOT PLAY (NON-INJURY)	W	14-10
12/18	at Indianapolis		INACTIVE	L	17-27
12/26	Buffalo		DID NOT PLAY (NON-INJURY)	L	21-33
01/02	Jacksonville		DID NOT PLAY	W	50-10
01/09	at Miami		DID NOT PLAY	L	24-33
2021 TOTALS		**5-2**		**10-7**	

+ - Overtime

2022 GAME-BY-GAME REGULAR-SEASON STATISTICS (NEW ENGLAND)

DATE	OPPONENT	P/S		W/L	SCORE
09/11	at Miami	P		L	7-20
09/18	at Pittsburgh	P		W	17-14
09/25	Baltimore	P		L	26-37
10/02	at Green Bay		DID NOT PLAY	L	24-27+
10/09	Detroit		DID NOT PLAY	W	29-0
10/16	at Cleveland		DID NOT PLAY	W	38-15
10/24	Chicago		DID NOT PLAY	L	14-33
10/30	at N.Y. Jets		DID NOT PLAY (NON-INJURY)	W	22-17
11/06	Indianapolis	S		W	26-3
11/20	N.Y. Jets	S		W	10-3
11/24	at Minnesota	S		L	26-33
12/01	Buffalo		INACTIVE	L	10-24
12/12	at Arizona	P		W	27-13
12/18	at Las Vegas	P		L	24-30
12/24	Cincinnati	P		L	18-22
01/01	Miami		DID NOT PLAY (NON-INJURY)	W	23-21
01/08	at Buffalo	P		L	23-35
2022 TOTALS		**10-3**		**8-9**	

+ - Overtime

2023 GAME-BY-GAME REGULAR-SEASON STATISTICS (N.Y. GIANTS)

DATE	OPPONENT	P/S		W/L	SCORE
10/15	at Buffalo		PRACTICE SQUAD	L	9-14
10/22	Washington		PRACTICE SQUAD	W	14-7
2023 TOTALS		**0-0**		**1-1**	

2019 GAME-BY-GAME POSTSEASON STATISTICS (NEW ENGLAND)

DATE	OPPONENT	P/S		W/L	SCORE
01/04	Tennessee		RESERVE/NFIN	L	13-20
2019 TOTALS		**0-0**		**0-1**	

2021 GAME-BY-GAME POSTSEASON STATISTICS (NEW ENGLAND)

DATE	OPPONENT	P/S		W/L	SCORE
01/15	at Buffalo		DID NOT PLAY (NON-INJURY)	L	17-47
2021 TOTALS		**0-0**		**0-1**	



PARRIS CAMPBELL

WR

0

HEIGHT: 6-1
WEIGHT: 205
COLLEGE: OHIO STATE
HOW ACQUIRED: FA-'23
NFL EXP.: 5TH YEAR
GIANTS EXP.: 1ST YEAR

TRANSACTIONS

» Originally a 2nd-round (59th pick overall) draft choice by the Indianapolis Colts in 2019…Signed as a free agent by the Giants on March 17, 2023.

CAREER HIGHLIGHTS

» Played in 38 regular-season games with 27 starts in 5 seasons with Indianapolis and the Giants…Career totals include 113 receptions for 1,068 yards and 5 touchdowns, plus 11 carries for 108 yards… Also average 25.0 yards on 7 kickoff returns.
» In 2022, had career highs in games played (17), starts (16), receptions (63), yards (623), touchdowns (3), rushing attempts (5) and yards (58 yards)…Did not start vs. Tennessee (10/2).
» Tallied 7 catches for 57 yards, including his first touchdown of the season on a 4-yard pass from Matt Ryan, vs. Jacksonville (10/16)…Collected a career-high 10 receptions for 70 yards, including a 4-yard touchdown, at Tennessee (10/23)…Had a career-high 76 receiving yards on 7 catches, including a 35-yard touchdown, at Las Vegas (11/13)…Led Colts with 52 yards on 3 catches, including a season-long 49-yarder, at the Giants (1/1)...Had 6 catches for 42 yards, with a long of 39, vs. Houston (1/8).
» In 2021, played in 6 games with 3 starts for Indianapolis…Had 10 catches for 162 yards…Inactive with an abdomen injury vs. the Rams (9/19)…Had 4 receptions for 56 yards at Baltimore (10/11)…Scored a touchdown on a career-long 51-yard reception vs. Houston (10/17), but fractured his foot on the play and did not return until the season finale at Jacksonville (1/9).
» In 2020, started both games he played in for Indianapolis…Had 6 catches for 71 yards (11.8-yard avg.) and 2 carries for 16 yards…Spent the rest of the season on injured reserve (knee)…Registered a then career-high 71 receiving yards at Jacksonville (9/13).
» As a rookie in 2019, played in 7 games with 3 starts and had 18 catches for 127 yards and 4 carries for 34 yards…Also had 7 kickoff returns for 175 yards, with a long of 36…First NFL reception was a one-yarder in his debut at the Chargers (9/8)…Scored first touchdown on a 12-yard touchdown pass from Jacoby Brissett at Tennessee (9/15)…Caught 5 passes for 25 yards in his first career start, vs. Oakland (9/29)…Next started at Pittsburgh (11/3), where he had a career-high in carries (3), rushing yards (27) and yards from scrimmage (80, a figure he tied in 2020 at Jacksonville…Suffered a broken hand vs. the Steelers at Pittsburgh and was inactive for the next 4 contests…In his return, made 3 catches for 12 yards at Tampa Bay (12/8)…Suffered a broken foot at Tampa Bay and spent the remainder of the season on injured reserve.

COLLEGE

» Played in 48 games with 38 starts at Ohio State and finished with 143 receptions for 1,768 yards (12.4-yard avg.) and 15 touchdowns…His reception and receiving yards ranked 7th and 15th respectively in school history….In 2018, named a first-team All-Big Ten selection after playing in 14 games and totaling an Ohio State single-season record 90 receptions for 1,063 yards and 12 touchdowns…Was the 5th Buckeye to top 1,000 receiving yards in a season…In 2017, named a 3rd-team all-conference by the league's coaches and a 2nd-team all-conference as a return specialist by the media…Played in 13 games and totaled 40 receptions for 584 yards and 3 touchdowns…Also added 9 kickoff returns for 329 yards…In 2016, played in 13 games and accumulated 13 receptions for 121 yards…Also added 4 rushes for 54 yards and one touchdown…Named 3rd-team All-Big Ten return specialist by the league's coaches after returning 21 kickoffs for 584 yards…As a redshirt freshman in 2015, played in 8 games and had 7 special teams…Redshirted as a true freshman in 2014.

PERSONAL

» Sociology major…Attended St. Vincent-St. Mary High School in Akron, Ohio…Earned all-state honors as a senior after rushing for 1,584 yards and 22 touchdowns to help lead St. Vincent-St. Mary to a repeat state championship…In 2012, he helped lead his team to a state title after finishing with 1,353 yards and 28 touchdowns…Broke the Ohio state record in the 60-meter dash at the 2014 indoor championships (6.85)…Helped St. Vincent-St. Mary to the 2013 Ohio outdoor track and field championship…Shared a high school alma mater with his favorite athlete from his youth, LeBron James.

PARRIS CAMPBELL'S NFL REGULAR SEASON RUSHING/RECEIVING STATISTICS

				RECEIVING					RUSHING				
DATE	TEAM	GP	GS	NO.	YDS.	AVG.	LG	TD	NO.	YDS.	AVG.	LG	TD
2019	Indianapolis	7	3	18	127	7.1	27	1	4	34	8.5	22	0
2020	Indianapolis	2	2	6	71	11.8	21	0	2	16	8.0	9	0
2021	Indianapolis	6	3	10	162	16.2	51t	1	0	0	0.0	0	0
2022	Indianapolis	17	16	63	623	9.9	49	3	5	58	11.6	28	0
2023	N.Y. Giants	7	3	16	85	5.3	17	0	0	0	0.0	0	0
NFL TOTALS		**39**	**27**	**113**	**1,068**	**9.5**	**51T**	**5**	**11**	**108**	**9.8**	**28**	**0**

PARRIS CAMPBELL'S NFL POSTSEASON RUSHING/RECEIVING STATISTICS

				RECEIVING					RUSHING				
DATE	TEAM	GP	GS	NO.	YDS.	AVG.	LG	TD	NO.	YDS.	AVG.	LG	TD
2020	Indianapolis	0	0	0	0	0.0	0	0	0	0	0.0	0	0
NFL TOTALS		**0**	**0**	**0**	**0**	**0.0**	**0**	**0**	**0**	**0**	**0.0**	**0**	**0**

SINGLE-GAME HIGHS: RUSHING/RECEIVING

Rush Attempts
3 at Pittsburgh Steelers, Nov 03, 2019
1 vs. Houston Texans, Jan 08, 2023
1 at New York Giants, Jan 01, 2023
1 at Dallas Cowboys, Dec 04, 2022
...5 more at 1.

Rushing Yards
28 vs. Washington Commanders, Oct 30, 2022
27 at Pittsburgh Steelers, Nov 03, 2019
26 vs. Houston Texans, Jan 08, 2023
9 at Jacksonville Jaguars, Sep 13, 2020
7 vs. Minnesota Vikings, Sep 20, 2020
...1 more at 7.

Longest Runs
28 vs. Washington Commanders, Oct 30, 2022
26 vs. Houston Texans, Jan 08, 2023
22 at Pittsburgh Steelers, Nov 03, 2019
9 at Jacksonville Jaguars, Sep 13, 2020
7 vs. Minnesota Vikings, Sep 20, 2020
...1 more at 7.

Receptions
10 at Tennessee Titans, Oct 23, 2022
7 at Las Vegas Raiders, Nov 13, 2022
7 vs. Jacksonville Jaguars, Oct 16, 2022
6 at San Francisco 49ers, Sep 21, 2023
6 vs. Houston Texans, Jan 08, 2023
...1 more at 6.

Receiving Yards
76 at Las Vegas Raiders, Nov 13, 2022
71 at Jacksonville Jaguars, Sep 13, 2020
70 at Tennessee Titans, Oct 23, 2022
67 vs. Philadelphia Eagles, Nov 20, 2022
57 vs. Jacksonville Jaguars, Oct 16, 2022

Receiving Average
17.3 at New York Giants, Jan 01, 2023
14.0 at Baltimore Ravens, Oct 11, 2021
13.4 vs. Philadelphia Eagles, Nov 20, 2022
12.3 at Houston Texans, Sep 11, 2022
11.8 at Jacksonville Jaguars, Sep 13, 2020

Longest Receptions
51t vs. Houston Texans, Oct 17, 2021
49 at New York Giants, Jan 01, 2023
39 vs. Houston Texans, Jan 08, 2023
38 vs. Washington Commanders, Oct 30, 2022
35t at Las Vegas Raiders, Nov 13, 2022

Receiving TDs
1 at Las Vegas Raiders, Nov 13, 2022
1 at Tennessee Titans, Oct 23, 2022
1 vs. Jacksonville Jaguars, Oct 16, 2022
...2 more at 1.

All-Purpose Yards
142 at Pittsburgh Steelers, Nov 03, 2019
80 at Jacksonville Jaguars, Sep 13, 2020
76 at Las Vegas Raiders, Nov 13, 2022
71 vs. Washington Commanders, Oct 30, 2022
70 at Tennessee Titans, Oct 23, 2022

Kickoff Returns
2 at Pittsburgh Steelers, Nov 03, 2019
2 at Tennessee Titans, Sep 15, 2019
2 at Los Angeles Chargers, Sep 08, 2019
1 vs. Atlanta Falcons, Sep 22, 2019

Kickoff Return Yards
62 at Pittsburgh Steelers, Nov 03, 2019
44 at Los Angeles Chargers, Sep 08, 2019
38 at Tennessee Titans, Sep 15, 2019
31 vs. Atlanta Falcons, Sep 22, 2019
21 at Buffalo Bills, Oct 15, 2023

Longest Kickoff Return
36 at Pittsburgh Steelers, Nov 03, 2019
31 vs. Atlanta Falcons, Sep 22, 2019
26 at Pittsburgh Steelers, Nov 03, 2019
23 at Los Angeles Chargers, Sep 08, 2019
21 at Buffalo Bills, Oct 15, 2023
...2 more at 21.

Most TDs
1 at Las Vegas Raiders, Nov 13, 2022
1 at Tennessee Titans, Oct 23, 2022
1 vs. Jacksonville Jaguars, Oct 16, 2022
...2 more at 1.

Miscellaneous Tackles
1 at Jacksonville Jaguars, Sep 13, 2020

2019 GAME-BY-GAME REGULAR-SEASON STATISTICS (INDIANAPOLIS)

			RECEIVING					RUSHING						
DATE	OPPONENT	P/S	NO.	YDS.	AVG.	LG	TD	NO.	YDS.	AVG.	LG	TD	W/L	SCORE
09/08	at L.A. Chargers	P	1	1	1.0	1	0	1	7	7.0	7	0	L	24-30+
09/15	at Tennessee	P	1	12	12.0	12t	1	0	0	0.0	0	0	W	19-17
09/22	Atlanta	P	3	24	8.0	11	0	0	0	0.0	0	0	W	27-24
09/29	Oakland	S	5	25	5.0	15	0	0	0	0.0	0	0	L	24-31
10/06	at Kansas City						INACTIVE						W	19-13
10/20	Houston						INACTIVE						W	30-23
10/27	Denver	P	0	0	0.0	0	0	0	0	0.0	0	0	W	15-13
11/03	at Pittsburgh	S	5	53	10.6	27	0	3	27	9.0	22	0	L	24-26
11/10	Miami						INACTIVE						L	12-16
11/17	Jacksonville						INACTIVE						W	33-13
11/21	at Houston						INACTIVE						L	17-20
12/01	Tennessee						INACTIVE						L	17-31
12/08	at Tampa Bay	S	3	12	4.0	9	0	0	0	0.0	0	0	L	35-38
12/16	at New Orleans						INJURED RESERVE						L	7-34
12/22	Carolina						INJURED RESERVE						W	38-6
12/29	at Jacksonville						INJURED RESERVE						L	20-38
2019 TOTALS		**7-3**	**18**	**127**	**7.1**	**27**	**1**	**4**	**34**	**8.5**	**22**	**0**	**7-9**	

+ - Overtime

2020 GAME-BY-GAME REGULAR-SEASON STATISTICS (INDIANAPOLIS)

			RECEIVING					RUSHING						
DATE	OPPONENT	P/S	NO.	YDS.	AVG.	LG	TD	NO.	YDS.	AVG.	LG	TD	W/L	SCORE
09/13	at Jacksonville	S	6	71	11.8	21	0	1	9	9.0	9	0	L	20-27
09/20	Minnesota	S	0	0	0.0	0	0	1	7	7.0	7	0	W	28-11
09/27	N.Y. Jets						INJURED RESERVE						W	36-7
10/04	at Chicago						INJURED RESERVE						W	19-11
10/11	at Cleveland						INJURED RESERVE						L	23-32
10/18	Cincinnati						INJURED RESERVE						W	31-27
11/01	at Detroit						INJURED RESERVE						W	41-21
11/08	Baltimore						INJURED RESERVE						L	10-24
11/12	at Tennessee						INJURED RESERVE						W	34-17
11/22	Green Bay						INJURED RESERVE						W	34-31+
11/29	Tennessee						INJURED RESERVE						L	26-45
12/06	at Houston						INJURED RESERVE						W	26-20
12/13	at Las Vegas						INJURED RESERVE						W	44-27
12/20	Houston						INJURED RESERVE						W	27-20
12/27	at Pittsburgh						INJURED RESERVE						L	24-28
01/03	Jacksonville						INJURED RESERVE						W	28-14
2020 TOTALS		**2-2**	**6**	**71**	**11.8**	**21**	**0**	**2**	**16**	**8.0**	**9**	**0**	**11-5**	

+ - Overtime

2021 GAME-BY-GAME REGULAR-SEASON STATISTICS (INDIANAPOLIS)

			RECEIVING					RUSHING						
DATE	OPPONENT	P/S	NO.	YDS.	AVG.	LG	TD	NO.	YDS.	AVG.	LG	TD	W/L	SCORE
09/12	Seattle	S	1	24	24.0	24	0	0	0	0.0	0	0	L	16-28
09/19	L.A. Rams					ON INACTIVE LIST							L	24-27
09/26	at Tennessee	S	2	9	4.5	5	0	0	0	0.0	0	0	L	16-25
10/03	at Miami	S	2	22	11.0	12	0	0	0	0.0	0	0	W	27-17
10/11	at Baltimore	P	4	56	14.0	23	0	0	0	0.0	0	0	L	25-31+
10/17	Houston	P	1	51	51.0	51t	1	0	0	0.0	0	0	W	31-3
10/24	at San Francisco					INJURED RESERVE							W	30-18
10/31	Tennessee					INJURED RESERVE							L	31-34+
11/04	N.Y. Jets					INJURED RESERVE							W	45-30
11/14	Jacksonville					INJURED RESERVE							W	23-17
11/21	at Buffalo					INJURED RESERVE							W	41-15
11/28	Tampa Bay					INJURED RESERVE							L	31-38
12/05	at Houston					INJURED RESERVE							W	31-0
12/18	New England					INJURED RESERVE							W	27-17
12/25	at Arizona					INJURED RESERVE							W	22-16
01/02	Las Vegas					INJURED RESERVE							L	20-23
01/09	at Jacksonville	P	0	0	0.0	0	0	0	0	0.0	0	0	L	11-26
2021 TOTALS		**6-3**	**10**	**162**	**16.2**	**51T**	**1**	**0**	**0**	**0.0**	**0**	**0**	**9-8**	

+ - Overtime

2022 GAME-BY-GAME REGULAR-SEASON STATISTICS (INDIANAPOLIS)

			RECEIVING					RUSHING						
DATE	OPPONENT	P/S	NO.	YDS.	AVG.	LG	TD	NO.	YDS.	AVG.	LG	TD	W/L/T	SCORE
09/11	at Houston	S	3	37	12.3	20	0	0	0	0.0	0	0	T	20-20
09/18	at Jacksonville	S	0	0	0.0	0	0	0	0	0.0	0	0	L	0-24
09/25	Kansas City	S	2	10	5.0	8	0	0	0	0.0	0	0	W	20-17
10/02	Tennessee	P	4	43	10.8	20	0	0	0	0.0	0	0	L	17-24
10/06	at Denver	S	2	22	11.0	12	0	0	0	0.0	0	0	W	12-9+
10/16	Jacksonville	S	7	57	8.1	15	1	0	0	0.0	0	0	W	34-27
10/23	at Tennessee	S	10	70	7.0	11	1	0	0	0.0	0	0	L	10-19
10/30	Washington	S	2	43	21.5	38	0	1	28	28.0	28	0	L	16-17
11/06	at New England	S	2	15	7.5	11	0	1	1	1.0	1	0	L	3-26
11/13	at Las Vegas	S	7	76	10.9	35t	1	0	0	0.0	0	0	W	25-20
11/20	Philadelphia	S	5	67	13.4	31	0	0	0	0.0	0	0	L	16-17
11/28	Pittsburgh	S	2	14	7.0	8	0	0	0	0.0	0	0	L	17-24
12/04	at Dallas	S	4	43	10.8	13	0	1	2	2.0	2	0	L	19-54
12/17	at Minnesota	S	2	13	6.5	7	0	0	0	0.0	0	0	L	36-39+
12/26	L.A. Chargers	S	2	19	9.5	12	0	0	0	0.0	0	0	L	3-20
01/01	at N.Y. Giants	S	3	52	17.3	49	0	1	1	1.0	1	0	L	10-38
01/08	Houston	S	6	42	7.0	39	0	1	26	26.0	26	0	L	31-32
2022 TOTALS		**17-16**	**63**	**623**	**9.9**	**49**	**3**	**5**	**58**	**11.6**	**28**	**0**	**4-12-1**	

+ - Overtime

2023 GAME-BY-GAME REGULAR-SEASON STATISTICS (N.Y. GIANTS)

			RECEIVING					RUSHING						
DATE	OPPONENT	P/S	NO.	YDS.	AVG.	LG	TD	NO.	YDS.	AVG.	LG	TD	W/L	SCORE
09/10	Dallas	S	1	2	2.0	2	0	0	0	0.0	0	0	L	0-40
09/17	at Arizona	S	4	21	5.3	9	0	0	0	0.0	0	0	W	31-28
09/21	at San Francisco	S	6	24	4.0	7	0	0	0	0.0	0	0	L	12-30
10/02	Seattle	P	3	15	5.0	8	0	0	0	0.0	0	0	L	3-24
10/08	at Miami	P	2	23	11.5	17	0	0	0	0.0	0	0	L	16-31
10/15	at Buffalo	P	0	0	0.0	0	0	0	0	0.0	0	0	L	9-14
10/22	Washington	P	0	0	0.0	0	0	0	0	0.0	0	0	W	14-7
2023 TOTALS		**7-3**	**16**	**85**	**5.3**	**17**	**0**	**0**	**0**	**0.0**	**0**	**0**	**2-5**	



CARTER COUGHLIN

ILB

52

HEIGHT: 6-3
WEIGHT: 240
COLLEGE: MINNESOTA
HOW ACQUIRED: D7-'20
NFL EXP.: 4TH YEAR
GIANTS EXP.: 4TH YEAR

TRANSACTIONS

» Originally a 7th-round (218th pick overall) draft choice by the Giants in 2020.

CAREER HIGHLIGHTS

» In 4 seasons with the Giants, Coughlin has played in 44 regular-season games with 2 starts and played in 2 postseason games…Posted 17 tackles (13 solo), 1.0 sack, 2 quarterback hits, and 2 tackles for loss, along with 18 tackles (12 solo) on special teams.
» In 2022, played in all 17 regular-season games and 2 postseason games, primarily on special teams, where he totaled a team-high 8 tackles (7 solo) and one forced fumble…His 398 special teams snaps tied Cam Brown for the team lead…Forced a fumble on the opening kickoff that was recovered by Dane Belton vs. Carolina (9/18)…Played on special teams in the Wild Card Game at Minnesota (1/15) and NFC Divisional Playoff game at Philadelphia (1/8).
» Played on special teams in the NFC Wild Card round at Minnesota (1/15/) and in the divisional round at Philadelphia (1/8).
» In 2021, played in 7 games, totaling 2 solo tackles on defense and 4 special teams tackles…Posted 2 special teams tackles vs. Atlanta (9/26)…Suffered an ankle injury vs. Carolina (10/24)…On injured reserve Nov. 21 through the end of the season.As a rookie in 2020, played in 14 games with 2 starts…Totaled 14 tackles (11 solo), 1.0 sack, 2 tackles for loss and 2 quarterback his on defense and 3 tackles (2 solo) on special teams…Made his NFL debut on special teams vs. Pittsburgh (9/14)…Recorded a memorable first career tackle when he sacked 7-time Super Bowl champion Tom Brady for an 8-yard loss in a Monday night game vs. Tampa Bay (11/2)…Had 2 solo tackles at Seattle (12/6)…Made his first career start and collected a season-high 7 tackles (5 solo), including one for loss, vs. Arizona (12/13)…Started at strongside linebacker and posted 4 tackles (3 solo) vs. Cleveland (12/20).

COLLEGE

» Coughlin played in 49 games with 39 starts – including starts in each of his final 38 games at right defensive end – in 4 seasons at Minnesota…2nd-team All-Big Ten selection as a junior and senior…Academic all-conference selection in each of his last 3 years…Two-time winner of Minnesota's Defensive Trench Award…Finished his career with 159 tackles (107 solo), 22.5 sacks and 40 tackles for loss…Also forced 7 fumbles and recovered one…As a senior in 2019, started all 13 games…Collected career-high totals of 49 tackles (29 solo), including a team-leading 9.5 for loss and 4.5 sacks…In 2018, started all 13 games, finished with 48 tackles (34 solo) and led the team with career-high totals of 15 tackles for loss, 9.5 sacks and 4 four forced fumbles…In 2017, started all 12 games…Recorded 37 tackles, including a team-leading 11.5 for a loss and 6.5 sacks, plus one forced fumble…All-Big Ten Honorable Mention…In 2016, played in 11 games with one start and contributed 25 tackles (15 solo), 4 tackles for loss and 2.0 sacks.

OFF-THE-FIELD ACTIVITY

» Visited San Miguel Academy of Newburgh to speak with the students on the importance of faith and education, toured the school and finished the visit by participating in outside activities… Attended The Giants Foundation Golf Classic which raised over $400,000 for The Giants Foundation…Attended the United Way of New York City's Gridiron Gala event at Glasshouses in NYC, which raised more than $2.4 million for UWNYC programming… Hosted a youth football camp at his alma mater in Eden Prairie, MN…Visited New City Kids in Paterson, N.J. to join students in musical instrument practice, help with homework and played for 60 minutes… Met with members from the Wounded Warriors Project during their visit at the Quest Diagnostic Training Facility to watch practice and enjoy a day with the Giants… Participated in Jingle Jam, where he helped spread holiday joy to over 500 New Jersey foster children by spending time with them and assisting with the gift distribution…Annually supports TeachHaiti which empowers Haitian children through education to honor his two younger siblings who were adopted from Haiti.

PERSONAL

» Business and marketing education major…Starred at Eden Prairie (Minn.), where he was a 3-year starter on the varsity team, capturing 2 state titles and losing only one game over that stretch.…Coughlin grew up a few doors down from high school teammate Ryan Connelly, a fellow linebacker who was a 5th-round draft choice of the Giants in 2019…Coughlin played on the defensive line and at linebacker and was a 3-year letter-winner for the Eagles, who ranked No. 3 in the state… Guided team to 2 state titles and a 40-game winning streak …When Coughlin was a senior in 2015, Eden Prairie was 11-1, including 9-0 in conference play…Totaled 35 tackles, including 7 for loss, 2 pass breakups and one fumble recovery…On offense, had 6 rushing attempts for 27 yards and 2 touchdowns and one reception for 46 yards and a score…Team went 13-0 in his sophomore and junior seasons…Named first-team All-state by the AP…Played in the U.S. Army All-American Bowl…Also lettered in basketball…Son of Robert and Jennie Coughlin…Has 2 brothers, Quinn and Cullen, and 2 sisters, Kaiden and Callie,…Coughlin's father played defensive tackle for the Gophers from

1986-90 and was a 2-year letter winner…His mother played tennis for Minnesota from 1989-92 and was a 3-time all-conference selection and 2-time team MVP…She is in the top 5 in program history for singles wins (92) and doubles victories (89)…Maternal grandfather, Tom Moe, was a wide receiver who lettered for the Gophers from 1957-59, also played baseball for the Gophers and served as the school's interim athletic director from 1999-2002…Coughlin's uncle, Mike Moe, lettered for the Gophers in the 1980s.

CARTER COUGHLIN'S NFL REGULAR SEASON DEFENSIVE STATISTICS

				TACKLES								INTERCEPTIONS					O. FUMB				ST					MISC	
DATE	TEAM	GP	GS	TK	S	A	TFL	YDS	SK	YDS	QBH	NO	YDS	LG	TD	PD	FF	FR	TD	YDS	TK	S	A	FF	FR	S	A
2020	N.Y. Giants	14	2	14	11	3	2	12	1.0	8.0	2	0	0	0	0	0	0	0	0	0	3	2	1	0	0	0	0
2021	N.Y. Giants	7	0	2	2	0	0	0	0.0	0.0	0	0	0	0	0	0	0	0	0	0	4	0	4	0	0	0	0
2022	N.Y. Giants	17	0	1	0	1	0	0	0.0	0.0	0	0	0	0	0	0	0	1	0	0	8	7	1	1	0	0	0
2023	N.Y. Giants	7	0	0	0	0	0	0	0.0	0.0	0	0	0	0	0	0	0	0	0	0	3	3	0	0	0	0	0
NFL TOTALS		**45**	**2**	**17**	**13**	**4**	**2**	**12**	**1.0**	**8.0**	**2**	**0**	**0**	**0**	**0**	**0**	**0**	**1**	**0**	**0**	**18**	**12**	**6**	**1**	**0**	**0**	**0**

CARTER COUGHLIN'S NFL POSTSEASON DEFENSIVE STATISTICS

				TACKLES								INTERCEPTIONS					O. FUMB				ST					MISC	
DATE	TEAM	GP	GS	TK	S	A	TFL	YDS	SK	YDS	QBH	NO	YDS	LG	TD	PD	FF	FR	TD	YDS	TK	S	A	FF	FR	S	A
2022	N.Y. Giants	2	0	0	0	0	0	0	0.0	0.0	0	0	0	0	0	0	0	0	0	0	0	0	0	0	0	0	0
NFL TOTALS		**2**	**0**	**0**	**0**	**0**	**0**	**0**	**0.0**	**0.0**	**0**	**0**	**0**	**0**	**0**	**0**	**0**	**0**	**0**	**0**	**0**	**0**	**0**	**0**	**0**	**0**	**0**

SINGLE-GAME HIGHS: DEFENSIVE

Total Tackles 7 vs. Arizona Cardinals, Dec 13, 2020
4 vs. Cleveland Browns, Dec 20, 2020
2 at Seattle Seahawks, Dec 06, 2020
1 vs. Indianapolis Colts, Jan 01, 2023
1 vs. Los Angeles Rams, Oct 17, 2021
...2 more at 1.

Solo Tackles 5 vs. Arizona Cardinals, Dec 13, 2020
3 vs. Cleveland Browns, Dec 20, 2020
2 at Seattle Seahawks, Dec 06, 2020
1 vs. Los Angeles Rams, Oct 17, 2021
1 at Dallas Cowboys, Oct 10, 2021
...1 more at 1.

Sacks 1.0 vs. Tampa Bay Buccaneers, Nov 02, 2020

Tackles For Loss 1 vs. Arizona Cardinals, Dec 13, 2020
1 vs. Tampa Bay Buccaneers, Nov 02, 2020

Special Teams Tackles 2 vs. Atlanta Falcons, Sep 26, 2021
1 vs. Indianapolis Colts, Jan 01, 2023
1 at Washington Commanders, Dec 18, 2022
1 vs. Philadelphia Eagles, Dec 11, 2022
...10 more at 1.

2023 GAME-BY-GAME REGULAR-SEASON STATISTICS (N.Y. GIANTS)

			TACKLES								INTERCEPTIONS					O. FUMB				ST					MISC			
DATE	OPPONENT	P/S	TK	S	A	SK	YDS	TFL	YDS	QBH	NO	YDS	LG	TD	PD	FF	FR	TD	YDS	TK	S	A	FF	FR	S	A	W/L	SCORE
09/10	Dallas	P	0	0	0	0.0	0.0	0	0	0	0	0	0	0	0	0	0	0	0	0	0	0	0	0	0	0	L	0-40
09/17	at Arizona	P	0	0	0	0.0	0.0	0	0	0	0	0	0	0	0	0	0	0	0	0	0	0	0	0	0	0	W	31-28
09/21	at San Francisco	P	0	0	0	0.0	0.0	0	0	0	0	0	0	0	0	0	0	0	0	1	1	0	0	0	0	0	L	12-30
10/02	Seattle	P	0	0	0	0.0	0.0	0	0	0	0	0	0	0	0	0	0	0	0	1	1	0	0	0	0	0	L	3-24
10/08	at Miami	P	0	0	0	0.0	0.0	0	0	0	0	0	0	0	0	0	0	0	0	1	1	0	0	0	0	0	L	16-31
10/15	at Buffalo	P	0	0	0	0.0	0.0	0	0	0	0	0	0	0	0	0	0	0	0	0	0	0	0	0	0	0	L	9-14
10/22	Washington	P	0	0	0	0.0	0.0	0	0	0	0	0	0	0	0	0	0	0	0	0	0	0	0	0	0	0	W	14-7
2023 TOTALS		**7-0**	**0**	**0**	**0**	**0.0**	**0.0**	**0**	**0**	**0**	**0**	**0**	**0**	**0**	**0**	**0**	**0**	**0**	**0**	**3**	**3**	**0**	**0**	**0**	**0**	**0**	**2-5**	



D.J. DAVIDSON

DL

98

HEIGHT: 6-5
WEIGHT: 320
COLLEGE: ARIZONA STATE
HOW ACQUIRED: D5-'22
NFL EXP.: 2ND YEAR
GIANTS EXP.: 2ND YEAR

TRANSACTIONS

» Originally a 5th-round (147th pick overall) draft choice by the Giants in 2022.

2023 SEASON HIGHLIGHTS

» Recorded his first career split-sack against San Francisco (9/21)...Finished with 1 tackle, 0.5 sacks, 1 quarterback hit and 1 pass defensed.

CAREER HIGHLIGHTS

» As a rookie in 2022, played in the first 5 games of the season for the Giants and made 4 tackles (2 solo)…Contributed 2 tackles (one solo) in his NFL debut at Tennessee (9/11)…Made one tackle vs. Carolina (9/18)…Made one solo tackle vs. Chicago (10/2)...Tore his ACL at Green Bay (10/9) and was placed on season-ending injured reserve on Oct. 11.

COLLEGE

» Davidson played in 37 games with 28 starts in 4 seasons at Arizona State…Recorded 137 tackles (62 solo), 16.0 tackles for loss, 5.0 sacks, one fumble recovery and 6 passes defensed.
» In 2021, was one of 2 Sun Devil defenders to start all 12 games…Selected 2nd-team All-Pac 12 after finishing 5th on the team with a career-high 57 tackles (21 solo)…Also had a half-sack, one fumble recovery and 4 passes defensed…Named the Curley Culp outstanding defensive linemen…Collected a season-high 7 tackles (3 solo) vs. Washington and Oregon State.
» In 2020, started all 4 games in a Sun Devils season that was shortened by the pandemic…Recorded 19 tackles (9 solo)…Had 1.5 stops for loss and 1.0 sack vs. UCLA…Tallied 7 tackles (2 solo) vs. Arizona.
» In 2019, played in 13 games with 12 starts at nose tackle…Collected 51 tackles (26 solo), and 4.5 tackles for loss, 1.5 sacks and one pass defensed…Had 2.5 tackles for loss and 1.5 sacks vs. Sacramento State…Recorded a career-high 7 tackles while adding a tackle for loss in back-to-back weeks on the road against Utah and UCLA.
» As a redshirt freshman in 2018, played in 8 games and tallied 10 tackles (6 solo), 3.5 stops for loss, 2.0 sacks and one pass defensed…Missed 5 games with an ankle injury.
» Redshirted in 2017.

OFF-THE-FIELD ACTIVITY

» Attended The Giants Foundation Golf Classic which raised over $400,000 for The Giants Foundation… Visited schools that participate in the New York City Police Foundation's Far Rockaway Giants youth program and led a flag football clinic with the police officers for the boys in the program… Assisted Eva's Village staff to prepare and serve meals for those in need for Thanksgiving… Met with members from the Wounded Warriors Project during their visit at the Quest Diagnostic Training Facility to watch practice and enjoy a day with the Giants.

PERSONAL

» First name is DeVonta…Married to Alexis…Graduated with a degree in criminal justice in May 2021…Played in the 2022 East-West Shrine Bowl…Played at Desert Ridge High School in Mesa, Ariz., where he was a 2015 first-team all-state selection by the Arizona Republic after anchoring one of the state's strongest defenses…As a senior, played in 13 games and led his team to the state championship game by recording 67 tackles, 19.5 tackles for loss, 5.5 sacks, 4 forced fumbles, and 2 fumble recoveries, including one returned 33 yards for a touchdown vs. Chandler High School…As a junior, finished with 57 tackles, 4.0 sacks and 2 forced fumbles…Also lettered in basketball and wrestling.

D.J. DAVIDSON'S NFL REGULAR SEASON DEFENSIVE STATISTICS

			TACKLES								INTERCEPTIONS					O. FUMB				ST					MISC	
DATE	TEAM	GP	GS	TK	S	A	TFL	YDS	SK	YDS	QBH	NO	YDS	LG	TD	PD	FF	FR	TD	YDS	TK	S	A	FF	FR	S	A
2022	N.Y. Giants	5	0	4	2	2	0	0	0.0	0.0	0	0	0	0	0	0	0	0	0	0	0	0	0	0	0	0	0
2023	N.Y. Giants	5	0	3	1	2	1	4	0.5	3.0	1	0	0	0	0	2	0	0	0	0	0	0	0	0	0	0	0
NFL TOTALS		**10**	**0**	**7**	**3**	**4**	**1**	**4**	**0.5**	**3.0**	**1**	**0**	**0**	**0**	**0**	**2**	**0**	**0**	**0**	**0**	**0**	**0**	**0**	**0**	**0**	**0**	**0**

D.J. DAVIDSON'S NFL POSTSEASON DEFENSIVE STATISTICS

			TACKLES								INTERCEPTIONS					O. FUMB				ST					MISC	
DATE	TEAM	GP	GS	TK	S	A	TFL	YDS	SK	YDS	QBH	NO	YDS	LG	TD	PD	FF	FR	TD	YDS	TK	S	A	FF	FR	S	A
2022	N.Y. Giants	0	0	0	0	0	0	0	0.0	0.0	0	0	0	0	0	0	0	0	0	0	0	0	0	0	0	0	0
NFL TOTALS		**0**	**0**	**0**	**0**	**0**	**0**	**0**	**0.0**	**0.0**	**0**	**0**	**0**	**0**	**0**	**0**	**0**	**0**	**0**	**0**	**0**	**0**	**0**	**0**	**0**	**0**	**0**

SINGLE-GAME HIGHS: DEFENSIVE

Total Tackles 2 at Tennessee Titans, Sep 11, 2022
1 vs. Seattle Seahawks, Oct 02, 2023
1 at San Francisco 49ers, Sep 21, 2023
1 at Arizona Cardinals, Sep 17, 2023
...2 more at 1.

Solo Tackles 1 vs. Seattle Seahawks, Oct 02, 2023
1 vs. Chicago Bears, Oct 02, 2022
1 at Tennessee Titans, Sep 11, 2022

Sacks 0.5 at San Francisco 49ers, Sep 21, 2023

Passes Defensed 1 vs. Seattle Seahawks, Oct 02, 2023
1 at San Francisco 49ers, Sep 21, 2023

Tackles For Loss 1 vs. Seattle Seahawks, Oct 02, 2023

2023 GAME-BY-GAME REGULAR-SEASON STATISTICS (N.Y. GIANTS)

			TACKLES								INTERCEPTIONS					O. FUMB				ST					MISC			
DATE	OPPONENT	P/S	TK	S	A	SK	YDS	TFL	YDS	QBH	NO	YDS	LG	TD	PD	FF	FR	TD	YDS	TK	S	A	FF	FR	S	A	W/L	SCORE
09/10	Dallas		ON INACTIVE LIST																								L	0-40
09/17	at Arizona	P	1	0	1	0.0	0.0	0	0	0	0	0	0	0	0	0	0	0	0	0	0	0	0	0	0	0	W	31-28
09/21	at San Francisco	P	1	0	1	0.5	3.0	0	0	1	0	0	0	0	1	0	0	0	0	0	0	0	0	0	0	0	L	12-30
10/02	Seattle	P	1	1	0	0.0	0.0	1	4	0	0	0	0	0	1	0	0	0	0	0	0	0	0	0	0	0	L	3-24
10/08	at Miami	P	0	0	0	0.0	0.0	0	0	0	0	0	0	0	0	0	0	0	0	0	0	0	0	0	0	0	L	16-31
10/15	at Buffalo		ON INACTIVE LIST																								L	9-14
10/22	Washington	P	0	0	0	0.0	0.0	0	0	0	0	0	0	0	0	0	0	0	0	0	0	0	0	0	0	0	W	14-7
2023 TOTALS		**5-0**	**3**	**1**	**2**	**0.5**	**3.0**	**1**	**4**	**1**	**0**	**0**	**0**	**0**	**2**	**0**	**0**	**0**	**0**	**0**	**0**	**0**	**0**	**0**	**0**	**0**	**2-5**	



JARRAD DAVIS

(JARED)

ILB

57

HEIGHT: 6-1
WEIGHT: 250
COLLEGE: FLORIDA
HOW ACQUIRED: FA-'22
NFL EXP.: 7TH YEAR
GIANTS EXP.: 2ND YEAR

TRANSACTIONS

» Originally a first-round (21st pick overall) draft choice by the Detroit Lions in 2017…Signed as a free agent by the Jets on March 17, 2021…Signed by Detroit on March 25, 2022…Released by Detroit on Aug. 29, 2022…Signed to Detroit's practice squad on Aug. 31, 2022…Elevated to Detroit's active roster on Nov. 11, Dec. 10 and 17, 2022…Signed by the Giants on Dec. 28, 2022…Placed on season-ending injured reserve on July 18, 2023.

CAREER HIGHLIGHTS

» Has played in 68 regular-season games with 51 starts for the Giants, Detroit and the Jets and started both postseason games in which he played for the Giants...Career totals include 338 tackles (223 solo), 11.0 sacks, one interception, 10 passes defensed, 24 quarterback hits, 20 tackles for loss, 7 forced fumbles and 3 fumble recoveries…Postseason totals include 7 tackles (5 solo) and one quarterback hit.

» In 2022, played in 3 regular-season games for Detroit and started his only game for the Giants…Also started both of the Giants' playoff games…Recorded 14 tackles (7 solo), one tackle for loss, a half-sack, and one pass defensed…Started at middle linebacker and tied for the team lead with 10 tackles (6 solo), including a shared sack of Jalen Hurts with Nick McCloud at Philadelphia (1/8)…Started and recorded 2 solo tackles in his postseason debut in the NFC Wild Card Game at Minnesota (1/15)…Started and contributed 5 tackles (3 solo) in the NFC Divisional Playoff Game at Philadelphia (1/21).

» In 2021, played in 9 games with 5 starts for the Jets, recording 24 tackles (17 solo) and one special teams tackle…Began the season on injured reserve (ankle)…Designated to return on Oct. 27…Registered 3 solo tackles in his Jets debut vs. Cincinnati (10/31)...Totaled a season-high 8 tackles (6 solo) vs. Jacksonville (12/26).

» In 2020, played in 14 games with 4 starts for Detroit, collecting 41 tackles (23 solo), a half-sack, 4 quarterback hits, one tackle for loss and 2 forced fumbles…Tallied 3 tackles (2 solo), one quarterback hit and a half-sack of Deshaun Watson vs. Houston (11/26)…Started and posted season-high 8 tackles (3 solo) vs. Tampa Bay (12/26).

» In 2019, started all 11 games in which he played, tallying 63 tackles (38 solo), 2.0 sacks, one pass defensed, 5 quarterback hits, 4 tackles for loss, 3 forced fumbles and one fumble recovery…Was one of 6 players, and one of 4 linebackers, in NFL history to produce at least 250 tackles, 10.0 sacks, 5 forced fumbles, 3 fumble recoveries and one interception through a player's first 3 seasons...Forced a fumble at Philadelphia (9/22)… Posted 1.0 sack and 2 quarterback hits of Daniel Jones vs. the Giants (10/27)…Forced and recovered a fumble vs. Dallas (11/17)…Sacked Dwayne Haskins at Washington (11/24).

» In 2018, started all 16 games for Detroit…Amassed career-high totals of 100 tackles (73 solo), 6.0 sacks, 5 passes defensed, 10 quarterback hits, and 10 tackles for loss, and added one forced fumble and one fumble recovery…Became the first player in Lions history, and one of 2 NFL players, to produce a season with at least 100 tackles and 6.0 sacks…Led all NFC players, and tied for 2nd in the NFL, with 5 games of 6 tackles and 1.0 sack…Recorded 2 sacks of quarterback Jimmy Garoppolo in addition to 3 quarterback hits and 2 tackles for loss at San Francisco (9/16)…Totaled a career high-tying 12 tackles (9 solo), plus one quarterback hit and one forced fumble at Dallas (9/30)…Twice recorded a12-yard sack – on Cam Newton vs. Carolina (11/18) and DeShone Kizer at Green Bay (12/30).

» As a rookie in 2017, started all 14 games he played in for Detroit…Posted 96 tackles (65 solo), 2.0 sacks, one interception, 3 passes defensed, 4 quarterback hits, 4 tackles for loss, one forced fumble and one fumble recovery…Had 9 solo tackles in his NFL debut vs. Arizona (9/10)…Led the team 12 total tackles (8 solo) and intercepted a Brett Hundley pass vs. Green Bay (12/31).

COLLEGE

» Played in 44 games in 4 seasons at Florida…Totaled 205 tackles (102 solo), 5.5 sacks, 9 passes defensed and one interception…As a senior in 2016, named Sporting News and CBS Sports 2nd-team All-America and 2nd-team All-SEC honors by the league's coaches…Started 9 games and totaled 60 tackles, 6.0 tackles for loss and 2.0 sacks...Selected as one of 5 finalists for the Lott IMPACT Trophy, Pop Warner CFB Award, and the Butkus Award…Was one of 18 Chuck Bednarik Award Semifinalists…As a junior, played in 14 games with 12 starts and finished 2nd on the team with 98 tackles…Added 7 quarterback hits, 4 passes defensed and one interception…In 2014, played in 9 games with one start before a knee injury forced him to miss the final 3 games…In 2013, played in all 12 games with one start…Named the Gators' most valuable special teams player…Made 7 tackles (6 solo) in his first career start vs. Georgia Southern…Named to the SEC First-Year Academic Honor Roll.

PERSONAL

» Attended Camden County High School in Kingland, Ga…As a senior, helped team finish 11-2 and advance to the quarterfinals of the Georgia Class AAAAAA state playoffs during his senior season…Finished with 114 tackles (69 solo) and led the team with 3 forced fumbles…In 2011, finished the year with 61 tackles, 15 tackles for loss, 2 sacks and 2 forced fumbles…Chose Florida over Auburn, Tennessee, Ole Miss and Clemson.

JARRAD DAVIS' NFL REGULAR SEASON DEFENSIVE STATISTICS

				TACKLES								INTERCEPTIONS					O. FUMB				ST					MISC	
DATE	TEAM	GP	GS	TK	S	A	TFL	YDS	SK	YDS	QBH	NO	YDS	LG	TD	PD	FF	FR	TD	YDS	TK	S	A	FF	FR	S	A
2017	Detroit	14	14	96	65	31	4	15	2.0	18.0	4	1	12	12	0	3	1	1	0	16	0	0	0	0	0	0	0
2018	Detroit	16	16	100	73	27	10	59	6.0	45.0	10	0	0	0	0	5	1	1	0	20	0	0	0	0	0	0	0
2019	Detroit	11	11	63	38	25	4	12	2.0	25.0	5	0	0	0	0	1	3	1	0	0	0	0	0	0	0	0	0
2020	Detroit	14	4	41	23	18	1	2	0.5	1.0	4	0	0	0	0	0	2	0	0	0	5	2	3	0	0	0	0
2021	N.Y. Jets	9	5	24	17	7	0	0	0.0	0.0	0	0	0	0	0	0	0	0	0	0	1	1	0	0	0	0	0
2022	Detroit	3	0	3	1	2	0	0	0.0	0.0	0	0	0	0	0	1	0	0	0	0	0	0	0	0	0	0	0
	Went from **Detroit** to **N.Y. Giants**.																										
2022	N.Y. Giants	1	1	11	6	5	1	1	0.5	0.5	1	0	0	0	0	0	0	0	0	0	0	0	0	0	0	0	0
2022	TOTAL	4	1	14	7	7	1	1	0.5	0.5	1	0	0	0	0	1	0	0	0	0	0	0	0	0	0	0	0
2023	N.Y. Giants	0	0	0	0	0	0	0	0.0	0.0	0	0	0	0	0	0	0	0	0	0	0	0	0	0	0	0	0
NFL TOTALS		**68**	**51**	**338**	**223**	**115**	**20**	**89**	**11.0**	**89.5**	**24**	**1**	**12**	**12**	**0**	**10**	**7**	**3**	**0**	**36**	**6**	**3**	**3**	**0**	**0**	**0**	**0**

JARRAD DAVIS' NFL POSTSEASON DEFENSIVE STATISTICS

				TACKLES								INTERCEPTIONS					O. FUMB				ST					MISC	
DATE	TEAM	GP	GS	TK	S	A	TFL	YDS	SK	YDS	QBH	NO	YDS	LG	TD	PD	FF	FR	TD	YDS	TK	S	A	FF	FR	S	A
2022	N.Y. Giants	2	2	7	5	2	0	0	0.0	0.0	1	0	0	0	0	0	0	0	0	0	0	0	0	0	0	0	0
NFL TOTALS		**2**	**2**	**7**	**5**	**2**	**0**	**0**	**0.0**	**0.0**	**1**	**0**	**0**	**0**	**0**	**0**	**0**	**0**	**0**	**0**	**0**	**0**	**0**	**0**	**0**	**0**	**0**

SINGLE-GAME HIGHS: DEFENSIVE

Total Tackles
12 at Dallas Cowboys, Sep 30, 2018
12 vs. Green Bay Packers, Dec 31, 2017
11 at Philadelphia Eagles, Jan 08, 2023
9 at Buffalo Bills, Dec 16, 2018
9 at Tampa Bay Buccaneers, Dec 10, 2017
...1 more at 9.

Solo Tackles
9 at Dallas Cowboys, Sep 30, 2018
9 vs. Arizona Cardinals, Sep 10, 2017
8 vs. Green Bay Packers, Dec 31, 2017
7 at Arizona Cardinals, Dec 09, 2018
7 at Green Bay Packers, Nov 06, 2017

Sacks
2.0 at San Francisco 49ers, Sep 16, 2018
1.0 at Washington Redskins, Nov 24, 2019
1.0 vs. New York Giants, Oct 27, 2019
1.0 at Green Bay Packers, Dec 30, 2018
...5 more at 1.0.

Passes Defensed
2 vs. Green Bay Packers, Oct 07, 2018
1 vs. New York Giants, Oct 27, 2019
1 at Green Bay Packers, Dec 30, 2018
1 at Arizona Cardinals, Dec 09, 2018
...4 more at 1.

Forced Fumbles
1 at Jacksonville Jaguars, Oct 18, 2020
1 vs. New Orleans Saints, Oct 04, 2020
1 vs. Dallas Cowboys, Nov 17, 2019
...16 more at 1.

Fumble Recoveries
1 vs. Dallas Cowboys, Nov 17, 2019
1 vs. Chicago Bears, Nov 22, 2018

Tackles For Loss
2 at Washington Redskins, Nov 24, 2019
2 at Green Bay Packers, Dec 30, 2018
2 at Arizona Cardinals, Dec 09, 2018
...2 more at 2.

Interceptions
1 vs. Green Bay Packers, Dec 31, 2017

Interception Return Yards
12 vs. Green Bay Packers, Dec 31, 2017

Special Teams Tackles
2 at Jacksonville Jaguars, Oct 18, 2020
1 at Houston Texans, Nov 28, 2021
1 vs. Tampa Bay Buccaneers, Dec 26, 2020
1 vs. Green Bay Packers, Dec 13, 2020
...1 more at 1.

Longest Opp Fumble Return
20 vs. Chicago Bears, Nov 22, 2018
16 vs. Arizona Cardinals, Sep 10, 2017

SINGLE-GAME HIGHS - POSTSEASON: DEFENSIVE

Total Tackles
5 at Philadelphia Eagles, Jan 21, 2023
2 at Minnesota Vikings, Jan 15, 2023

Solo Tackles
3 at Philadelphia Eagles, Jan 21, 2023
2 at Minnesota Vikings, Jan 15, 2023

2023 GAME-BY-GAME REGULAR-SEASON STATISTICS (N.Y. GIANTS)

			TACKLES								INTERCEPTIONS					O. FUMB				ST					MISC			
DATE	OPPONENT	P/S	TK	S	A	SK	YDS	TFL	YDS	QBH	NO	YDS	LG	TD	PD	FF	FR	TD	YDS	TK	S	A	FF	FR	S	A	W/L	SCORE
09/10	Dallas										INJURED RESERVE																L	0-40
09/17	at Arizona										INJURED RESERVE																W	31-28
09/21	at San Francisco										INJURED RESERVE																L	12-30
10/02	Seattle										INJURED RESERVE																L	3-24
10/08	at Miami										INJURED RESERVE																L	16-31
10/15	at Buffalo										INJURED RESERVE																L	9-14
10/22	Washington										INJURED RESERVE																W	14-7
2023 TOTALS			**0**	**0**	**0**	**0.0**	**0.0**	**0**	**0**	**0**	**0**	**0**	**0**	**0**	**0**	**0**	**0**	**0**	**0**	**0**	**0**	**0**	**0**	**0**	**0**	**0**	**2-5**	



JOSHUA EZEUDU

OL

(ee-ZOO-doo)

HEIGHT: 6-4
WEIGHT: 310
COLLEGE: NORTH CAROLINA
HOW ACQUIRED: D3-'22
NFL EXP.: 2ND YEAR
GIANTS EXP.: 2ND YEAR

75

TRANSACTIONS

» Originally a 3rd-round (67th pick overall) draft choice by the Giants in 2022.

CAREER HIGHLIGHTS

» Has appeared in 16 games with 7 starts in 2 seasons with the Giants.
» As a rookie in 2022, played in 10 games with 2 starts at left guard…Made his NFL debut at Tennessee (9/11)…Started for the first time at left guard in place of an injured Ben Bredeson at Seattle (10/30)…Started at left guard vs. Houston (11/13).
» Inactive with a neck injury at Dallas (11/24), vs. Washington (12/4) and vs. Philadelphia (12/11)…Placed on injured reserve on Dec. 17.

COLLEGE

» In 3 seasons at UNC, Ezeudu played in 36 games with 28 starts – 20 at left guard, 6 at left tackle and 2 at right tackle…Played every position on the line except center.
» In 2021, played in 12 games with 11 starts – 7 at left guard, 4 at left tackle…Missed one game due to injury…Team captain…All-ACC honorable mention…Blocked for an offense that averaged 35.2 points per game (3rd in the ACC), 468.2 total yards per game (4th in the ACC), including 212.5 rushing yards per game (2nd in the ACC).
» In 2020, started all 10 games in which he played – 7 at left guard, 2 at right tackle, one at left tackle…Missed the first 2 games of the season…Selected 3rd-team All-ACC…Blocked for an offense that averaged 41.7 points per game (2nd in the ACC), a school record 537.3 yards per game (first in the ACC), including 301.4 passing yards and 235.8 rushing yards a game (both 2nd in the ACC).
» As a redshirt freshman in 2019, played in all 13 games with 7 starts – 6 at left guard, one at left tackle…Named to ACC All-Academic Team…Blocked for an offense that averaged 474.0 yards per game (2nd in the ACC), including 285.8 passing yards per game (3rd in the ACC)…Made first career start at left tackle vs. Appalachian State and played a season-high 84 snaps…Started the final 5 games of the season at left guard.
» In 2018, played vs. Western Carolina before redshirting.

OFF-THE-FIELD ACTIVITY

» Attended The Giants Foundation Golf Classic which raised over $400,000 for The Giants Foundation… Visited schools that participate in the New York City Police Foundation's Far Rockaway Giants youth program and led a flag football clinic with the police officers for the boys in the program…Assisted Eva's Village staff to prepare and serve meals for those in need for Thanksgiving…Met with members from the Wounded Warriors Project during their visit at the Quest Diagnostic Training Facility to watch practice and enjoy a day with the Giants…Represented the National Stuttering Association which provides support and information to the stuttering community during Week 13 of the NFL season for My Cause My Cleats.

PERSONAL

» Graduated in December 2021 with a degree in sports administration…Grew up outside of Atlanta after his mother (Fehintola) moved to the United States from Nigeria in 1999 when she was pregnant with him…Developed an early love for basketball and soccer and didn't play football until high school…Attended Archer High School in Lawrenceville, Ga., where he joined the football team as a freshman, initially on the defensive line…Moved to the offensive line as a sophomore…As a junior, became the starting right tackle before moving to left tackle as a senior in 2017, when he earned all-county honors and leading Archer to a 12-1 record, a conference title and to the Georgia 7A state quarterfinals…Son of Raphael and Fehintola Ezeudu.

JOSHUA EZEUDU'S NFL REGULAR SEASON STATISTICS

DATE	TEAM	GP	GS
2022	N.Y. Giants	10	2
2023	N.Y. Giants	6	5
NFL TOTALS		**16**	**7**

JOSHUA EZEUDU'S NFL POSTSEASON STATISTICS

DATE	TEAM	GP	GS
2022	N.Y. Giants	0	0
NFL TOTALS		**0**	**0**

2023 GAME-BY-GAME REGULAR-SEASON STATISTICS (N.Y. GIANTS)

DATE	OPPONENT	P/S		W/L	SCORE
09/10	Dallas	P		L	0-40
09/17	at Arizona	S		W	31-28
09/21	at San Francisco	S		L	12-30
10/02	Seattle	S		L	3-24
10/08	at Miami	S		L	16-31
10/15	at Buffalo	S		L	9-14
10/22	Washington		INJURED RESERVE	W	14-7
2023 TOTALS		**6-5**		**2-5**	



COR'DALE FLOTT

(coor-dale)

CB

28

HEIGHT: 6-2
WEIGHT: 175
COLLEGE: LSU
HOW ACQUIRED: D3-'22
NFL EXP.: 2ND YEAR
GIANTS EXP.: 2ND YEAR

TRANSACTIONS

» Originally a 3rd-round (81st pick overall) draft choice by the Giants in 2022.

CAREER HIGHLIGHTS

» Has played in 14 games with 7 starts in 2 seasons with the Giants...Has recorded 30 tackles (19 solo), 3 passes defensed, and 1 forced fumble.
» As a rookie in 2022, played in 11 regular-season games with 6 starts and played in both of the Giants' postseason games…Missed 6 games with a calf injury…Totaled 25 tackles (14 solo) and 2 passes defensed.
» Made NFL debut at Tennessee (9/11)…Recorded one solo tackle in his first career start, vs. Carolina (9/18)…Posted 4 tackles (3 solo) vs. Dallas (9/26)…Inactive vs. Chicago (10/2), at Green Bay (in London 10/9), vs. Baltimore (10/16), at Jaguars (10/23), at Seahawks (10/30)…Did not play vs. Houston (11/13).
» In his return, forced a fumble and had one pass defensed vs. Detroit (11/20)…Started at Dallas and registered a career-high 5 tackles (4 solo)…Started the final 3 games of the regular season: at Minnesota (12/24), vs. Indianapolis (1/1) and at Philadelphia, where he also broke up a pass intended for tight end Dallas Goedert in the end zone (1/8).
» Had one pass defensed in the NFC Wild Card Game at Minnesota (1/15), and played in the divisional round at Philadelphia (1/21).

COLLEGE

» Played in 35 games with 21 starts in 3 seasons at LSU…Collected 99 tackles (68 solo), 5.5 tackles for loss, 12 passes defensed, one interception and 2 forced fumbles…Played outside corner, in the slot and at safety…In 2021, played in 11 games with 10 starts…Finished with 41 tackles (28 solo), one interception and 4 passes defensed…Tied his season-high with 8 tackles and got first career interception in a victory at Mississippi State…In 2020, started all 10 games…Joined Ali Gaye and Jacoby Stevens as the only LSU defenders to start every game…Recorded a career-high 43 tackles (31 solo), 4.5 tackles for loss, 4 pass breakups and one forced fumble…Against the Aggies, had career-best 8 tackles and 2 pass breakups…In 2019, played in 14 games with one start as a true freshman for a Tigers team that won the national championship…Had 15 tackles (9 solo), 4 passes defended and one quarterback hit…Posted his first collegiate start at nickel and contributed 5 tackles vs. Ole Miss…Broke up passes against Northwestern State, Alabama, Ole Miss and Arkansas…Played in the national championship game vs. Clemson.

OFF-THE-FIELD ACTIVITY

» Attended The Giants Foundation Golf Classic which raised over $400,000 for The Giants Foundation… Visited schools that participate in the New York City Police Foundation's Far Rockaway Giants youth program and led a flag football clinic with the police officers for the boys in the program… Assisted Eva's Village staff to prepare and serve meals for those in need for Thanksgiving… Met with members from the Wounded Warriors Project during their visit at the Quest Diagnostic Training Facility to watch practice and enjoy a day with the Giants…Represented Autism Speaks to honor his family member who is on the autism spectrum during Week 13 of the NFL season for My Cause My Cleats.

PERSONAL

» 3-year starter for Saraland High School in Ala.…As a senior in 2018, played wide receiver and cornerback and helped his team finish 13-2 record and advance to the Alabama Class 6A State Championship Game…Recorded 31 tackles, 3 forced fumbles, 6 pass six pass breakups and one interception…Added 180 yards and 2 touchdowns on 12 carries and 28 receptions for 502 yards and one score…In 2017, compiled 54 tackles, 20 pass breakups and 2 interceptions…Invited to play in the Alabama-Mississippi All-Star Game…Has an older brother and a sister…Brother, Wydale, was a cornerback at Southern Mississippi…Initially committed to Auburn before flipping to LSU.

COR'DALE FLOTT'S NFL REGULAR SEASON DEFENSIVE STATISTICS

				TACKLES								INTERCEPTIONS					O. FUMB				ST					MISC	
DATE	TEAM	GP	GS	TK	S	A	TFL	YDS	SK	YDS	QBH	NO	YDS	LG	TD	PD	FF	FR	TD	YDS	TK	S	A	FF	FR	S	A
2022	N.Y. Giants	11	6	25	14	11	0	0	0.0	0.0	0	0	0	0	0	2	1	0	0	0	1	1	0	0	0	0	0
2023	N.Y. Giants	4	2	10	8	2	0	0	0.0	0.0	0	0	0	0	0	1	0	0	0	0	0	0	0	0	0	0	0
NFL TOTALS		**15**	**8**	**35**	**22**	**13**	**0**	**0**	**0.0**	**0.0**	**0**	**0**	**0**	**0**	**0**	**3**	**1**	**0**	**0**	**0**	**1**	**1**	**0**	**0**	**0**	**0**	**0**

COR'DALE FLOTT'S NFL POSTSEASON DEFENSIVE STATISTICS

			TACKLES								INTERCEPTIONS					O. FUMB				ST					MISC	
DATE	TEAM	GP	GS	TK	S	A	TFL	YDS	SK	YDS	QBH	NO	YDS	LG	TD	PD	FF	FR	TD	YDS	TK	S	A	FF	FR	S	A
2022	N.Y. Giants	2	0	0	0	0	0	0	0.0	0.0	0	0	0	0	0	1	0	0	0	0	0	0	0	0	0	0	0
NFL TOTALS		**2**	**0**	**0**	**0**	**0**	**0**	**0**	**0.0**	**0.0**	**0**	**0**	**0**	**0**	**0**	**1**	**0**	**0**	**0**	**0**	**0**	**0**	**0**	**0**	**0**	**0**	**0**

SINGLE-GAME HIGHS: DEFENSIVE

Total Tackles
5 vs. Washington Commanders, Oct 22, 2023
5 at Dallas Cowboys, Nov 24, 2022
4 at Minnesota Vikings, Dec 24, 2022
4 vs. Dallas Cowboys, Sep 26, 2022
3 at Philadelphia Eagles, Jan 08, 2023

Solo Tackles
4 at Dallas Cowboys, Nov 24, 2022
3 vs. Dallas Cowboys, Sep 26, 2022
2 at Buffalo Bills, Oct 15, 2023
2 at Miami Dolphins, Oct 08, 2023
2 at Philadelphia Eagles, Jan 08, 2023

Passes Defensed
1 at Miami Dolphins, Oct 08, 2023
1 at Minnesota Vikings, Dec 24, 2022
1 vs. Detroit Lions, Nov 20, 2022

Special Teams Tackles
1 vs. Detroit Lions, Nov 20, 2022

2023 GAME-BY-GAME REGULAR-SEASON STATISTICS (N.Y. GIANTS)

			TACKLES								INTERCEPTIONS					O. FUMB				ST					MISC			
DATE	OPPONENT	P/S	TK	S	A	SK	YDS	TFL	YDS	QBH	NO	YDS	LG	TD	PD	FF	FR	TD	YDS	TK	S	A	FF	FR	S	A	W/L	SCORE
09/10	Dallas		ON INACTIVE LIST																								L	0-40
09/17	at Arizona		DID NOT PLAY (NON-INJURY)																								W	31-28
09/21	at San Francisco		INACTIVE																								L	12-30
10/02	Seattle	P	1	1	0	0.0	0.0	0	0	0	0	0	0	0	0	0	0	0	0	0	0	0	0	0	0	0	L	3-24
10/08	at Miami	P	2	2	0	0.0	0.0	0	0	0	0	0	0	0	1	0	0	0	0	0	0	0	0	0	0	0	L	16-31
10/15	at Buffalo	S	2	2	0	0.0	0.0	0	0	0	0	0	0	0	0	0	0	0	0	0	0	0	0	0	0	0	L	9-14
10/22	Washington	S	5	3	2	0.0	0.0	0	0	0	0	0	0	0	0	0	0	0	0	0	0	0	0	0	0	0	W	14-7
2023 TOTALS		**4-2**	**10**	**8**	**2**	**0.0**	**0.0**	**0**	**0**	**0**	**0**	**0**	**0**	**0**	**1**	**0**	**0**	**0**	**0**	**0**	**0**	**0**	**0**	**0**	**0**	**0**	**2-5**	



TOMON FOX

[tuh-mon]

OLB

49

HEIGHT: 6-2
WEIGHT: 245
COLLEGE: NORTH CAROLINA
HOW ACQUIRED: FA-'22
NFL EXP.: 2ND YEAR
GIANTS EXP.: 2ND YEAR

TRANSACTIONS

» Originally signed as a rookie free agent by the Giants on May 13, 2022.

CAREER HIGHLIGHTS

» As a rookie in 2022, played in 16 regular-season games with one start and played in both Giants postseason games…Totaled 23 tackles (14 solo), 3 tackles for loss, 1.0 sack and one quarterback hit.
» Made his NFL debut and tackled Ryan Tannehill for his first career sack and the Giants' only sack of the game in a season-opening victory at Tennessee (9/11)…Inactive vs. Dallas (9/26)…Collected a team-high 6 solo tackles and shared the team lead with a season-best Leonard Williams with a season-best 8 total stops at Seattle (10/30)…In his inaugural start, recorded 4 solo tackles and a tackle for loss at Philadelphia (1/8).
» Played in the Wild Card Game at Minnesota (1/15) and divisional round at Philadelphia (1/21).

COLLEGE

» Played in 60 games with 47 starts in 6 seasons at UNC…Totaled 164 tackles (96 solo)…Ranks 3rd in program history with 29.5 career sacks and 6th with 42 tackles for loss…Also had 4 forced fumbles and 3 fumble recoveries…In 2021, started all 13 games at outside linebacker…Selected 3rd-team All-ACC…Contributed 33 tackles (23 solo), and led the team with 9 tackles for loss and 8.5 sacks, the 5th most in the ACC…In 2020, started all 12 games and tallied 36 tackles (21 solo), 10.5 tackles for loss and 7.0 sacks…All-ACC honorable mention…Earned the team's Bill Koman Award for Outstanding Achievement in Academics, Athletics & Leadership…In 2019, started all 13 games…Collected 41 tackles (21 solo), tied for the team lead with 6.5 sacks and tied for 2nd with 9 tackles for loss…In 2018, started all 8 games in which he played…Posted 27 tackles (17 solo), 2.5 sacks, 8.5 tackles for loss, 2 fumble recoveries and one blocked field goal…In 2017, played in all 12 games and made his first 2 career starts…Had 23 tackles (13 solo) and was 2nd on the team with 4.0 sacks…As a true freshman in 2016, played in the season's first 2 games before suffering a season-ending knee injury vs. Illinois.

OFF-THE FIELD ACTIVITY

» Attended The Giants Foundation Golf Classic which raised over $400,000 for The Giants Foundation… Visited schools that participate in the New York City Police Foundation's Far Rockaway Giants youth program and led a flag football clinic with the police officers for the boys in the program… Assisted Eva's Village staff to prepare and serve meals for those in need for Thanksgiving… Met with members from the Wounded Warriors Project during their visit at the Quest Diagnostic Training Facility to watch practice and enjoy a day with the Giants… Collected toys from fans and distributed them to children at Valley Hospital for the holidays… Represented Breast Cancer Awareness to honor his grandmothers fight with breast cancer during Week 13 of the NFL season for My Cause My Cleats.

PERSONAL

» Earned a bachelor's degree in exercise and sport science…Selected first-team all-state at Collins Hill High School in Suwanee, Ga., where he registered 114 tackles (73 solo), 29 tackles for loss, 9.0 sacks, 34 quarterback hits, 4 forced fumbles and blocked 2 punts as a senior.

TOMON FOX'S NFL REGULAR SEASON DEFENSIVE STATISTICS

				TACKLES								INTERCEPTIONS					O. FUMB				ST					MISC	
DATE	TEAM	GP	GS	TK	S	A	TFL	YDS	SK	YDS	QBH	NO	YDS	LG	TD	PD	FF	FR	TD	YDS	TK	S	A	FF	FR	S	A
2022	N.Y. Giants	16	1	23	14	9	3	6	1.0	0.0	1	0	0	0	0	0	0	0	0	0	1	1	0	0	0	0	0
2023	N.Y. Giants	0	0	0	0	0	0	0	0.0	0.0	0	0	0	0	0	0	0	0	0	0	0	0	0	0	0	0	0
NFL TOTALS		**16**	**1**	**23**	**14**	**9**	**3**	**6**	**1.0**	**0.0**	**1**	**0**	**0**	**0**	**0**	**0**	**0**	**0**	**0**	**0**	**1**	**1**	**0**	**0**	**0**	**0**	**0**

TOMON FOX'S NFL POSTSEASON DEFENSIVE STATISTICS

			TACKLES								INTERCEPTIONS					O. FUMB				ST				MISC	
DATE	TEAM	GP	GS	TK	S	A	TFL	YDS	SK	YDS	QBH	NO	YDS	LG	TD	PD	FF	FR	TD	YDS	TK	S	A	FF	FR	S	A
2022	N.Y. Giants	2	0	0	0	0	0	0	0.0	0.0	0	0	0	0	0	0	0	0	0	0	0	0	0	0	0	0	0
NFL TOTALS		**2**	**0**	**0**	**0**	**0**	**0**	**0**	**0.0**	**0.0**	**0**	**0**	**0**	**0**	**0**	**0**	**0**	**0**	**0**	**0**	**0**	**0**	**0**	**0**	**0**	**0**	**0**

SINGLE-GAME HIGHS: DEFENSIVE

Total Tackles
8 at Seattle Seahawks, Oct 30, 2022
4 at Philadelphia Eagles, Jan 08, 2023
2 vs. Indianapolis Colts, Jan 01, 2023
2 at Green Bay Packers, Oct 09, 2022
2 vs. Chicago Bears, Oct 02, 2022

Solo Tackles
6 at Seattle Seahawks, Oct 30, 2022
4 at Philadelphia Eagles, Jan 08, 2023
1 vs. Detroit Lions, Nov 20, 2022
1 at Green Bay Packers, Oct 09, 2022
1 vs. Chicago Bears, Oct 02, 2022
...1 more at 1.

Tackles For Loss
2 at Seattle Seahawks, Oct 30, 2022
1 at Philadelphia Eagles, Jan 08, 2023

2023 GAME-BY-GAME REGULAR-SEASON STATISTICS (N.Y. GIANTS)

			TACKLES								INTERCEPTIONS					O. FUMB				ST					MISC			
DATE	OPPONENT	P/S	TK	S	A	SK	YDS	TFL	YDS	QBH	NO	YDS	LG	TD	PD	FF	FR	TD	YDS	TK	S	A	FF	FR	S	A	W/L	SCORE
09/10	Dallas										PRACTICE SQUAD																L	0-40
09/17	at Arizona										PRACTICE SQUAD																W	31-28
09/21	at San Francisco										PRACTICE SQUAD																L	12-30
10/02	Seattle										PRACTICE SQUAD																L	3-24
10/08	at Miami										PRACTICE SQUAD																L	16-31
10/15	at Buffalo										PRACTICE SQUAD																L	9-14
10/22	Washington										PRACTICE SQUAD																W	14-7
2023 TOTALS			**0**	**0**	**0**	**0.0**	**0.0**	**0**	**0**	**0**	**0**	**0**	**0**	**0**	**0**	**0**	**0**	**0**	**0**	**0**	**0**	**0**	**0**	**0**	**0**	**0**	**2-5**	



GRAHAM GANO

K

9

HEIGHT: 6-2
WEIGHT: 202
COLLEGE: FLORIDA STATE
HOW ACQUIRED: FA-'20
NFL EXP.: 14TH YEAR
GIANTS EXP.: 4TH YEAR

HONORS

- Pro Bowl: 2017
- NFC Special Teams Player of the Month: November 2015; October 2018
- NFC Special Teams Player of the Week: 2010 Week 16; 2018 Week 5; 2020 Week 9; 2021 Week 7; 2022 Week 2.

TRANSACTIONS

- Originally signed as a rookie free agent by the Baltimore Ravens on May 8, 2009)...Waived by Baltimore on Sept. 5, 2009...Signed as a free agent by Washington on Dec. 8, 2009…Waived by Washington on Aug. 28, 2012...Signed as a free agent by the Carolina Panthers on Nov. 20, 2012…Released by Carolina on July 30, 2020…Signed as a free agent by the Giants on Aug. 19, 2020.

2023 SEASON HIGHLIGHTS

- Was responsible for all of the Giants points at Buffalo in Week 6...Connected on 3-of-3 field goal attempts.
- Kicked a 51-yard field goal in Week 5 at Miami to move into tied-7th all-time in field goals made of 50-plus yards (43)...The 51-yarder gave him his third consecutive week with a field goal of 50-plus yards, making him one of three Giants kickers to achieve the feat in a single season (K Aldrick Rosas in 2018 and K Jay Feely in 2005).
- In Week 3 at San Francisco, kicked a 57-yard field goal in the second quarter to tie the franchise record, which he shares with K Aldrick Rosas, and mark the 3rd 57-yard field goal in franchise history.
- Made a 34-yard field goal with 19 seconds remaining in the fourth quarter to complete the comeback and secure a 3-point victory over the Cardinals in Week 2...The field goal was the 9th game-winning field goal of his career that has come in the final 2 minutes of the fourth quarter or overtime.

CAREER HIGHLIGHTS

- Gano has played in 190 regular-season and 9 postseason games…He has made 323 of 383 field goal attempts (84.3%) and 381 of 400 extra point tries (95.3%) in the regular season. In the postseason, Gano has made 13 of 16 field goal attempts (81.3%) and all 23 of his PATs…Gano has made 43 of 64 (67.2%) of his field goal attempts from 50+ yards, with a long of 61 yards…He has scored 1,350 regular-season points and exceeded 100 points in each of the 10 seasons in which he played at least 16 games…Gano has scored 62 postseason points…Was a 2017 Pro Bowler, a 2-time NFC Special Teams Player of the Month and a 5-time conference Player of the Week.
- From Sept. 20, 2020, to Oct. 3, 2021, Gano made 37 consecutive field goal attempts, a Giants record that tied him with Seattle's Jason Myers for the 4th-longest streak in history and was 7 fewer than Adam Vinatieri's record of 44. The streak ended when Gano missed a 35-yard try at New Orleans…Gano shattered the previous Giants record of 29 games in a row set by Josh Brown from 2014-15.
- Gano has kicked 3 or more field goals in a game 51 times, including 15 with the Giants, 4 or more field goals 13 times (4 with the Giants) and has one 5-field goal game (with the Giants)…Has kicked 9 game-winning field goals in the final 2 minutes of the 4th quarter or overtime.
- Gano has kicked 2 field goals 50 yards or longer in a game 6 times in his 13-year career. All 6 are in his 3 seasons with the Giants…Gano's 6 games with multiple field goals of at least 50 yards place him 4th among active kickers, behind Arizona's Matt Prater (9) and Baltimore's more Justin Tucker and Jacksonville's Brandon McManus (8 each).
- Gano's 1,315 points and 313 field goals were both the 7th-highest totals among active players at the end of the 2022 season…His 40 field goals of at least 50 yards and 10 seasons with at least 100 points were each tied for 5.
- Gano has had touchbacks on 563 of 915 kickoffs (61.5%) in the regular season and 32 of 44 (72.7%) in the playoffs.
- In 4 seasons with the Giants, Gano has played in 56 regular-season games and 2 postseason games…He has made 99 of 110 field goal attempts (90.0%), including 23 of 29 (79.3%) from 50+ yards, with a long of 57 yards. His 90.0% success rate is the second highest in Giants history among kickers with at least 50 attempts (first, Brown, 91.7% 2013-16).
- Gano has the franchise's 2nd and 6th-highest single-season field goal percentages with 96.9 (31 of 32) in 2020, and 90.6 (29 of 32) in 2022.
- Gano's 23 field goals of 50 or more yards are more than twice as many as any other kicker in Giants history. Joe Danelo is 2nd with 9. Gano holds the Giants' 3 highest single-season long field goal totals with 8 in 2022, 7 in 2021, and 5 in 2020.
- With the Giants, Gano has succeeded on 75 of 79 extra points tries (94.9%)…Gano has scored 372 points for the Giants, the 10th-highest total in franchise history, with a high of 119 points in 2022…In the postseason, he has one field goal and 5 PATs for 8 points.
- Gano's 31 field goals in 2020 were the 6th-highest total in Giants history, and his 29 3-pointers in 2021 and 2022 are the 8th-highest total…On Sept. 16, 2021, Gano kicked 5 field goals in Washington, placing him in a 10-way tie for the 2nd-most field goals in a game by a Giants kicker. Joe Danelo has the record with 6 at Seattle on Oct. 18, 1981.
- Gano's 57-yard field goals at Dallas on Nov. 24, 2022 and at San Francisco on Sept. 21, 2023 tied Aldrick Rosas (Dec. 2, 2018, vs. Chicago) for

the longest 3-pointer in Giants history.
- In his 4 Giants seasons, Gano has booted touchbacks on 122 of 231 kickoffs (52.8%).
- When he played for Carolina (2012-18), Gano twice kicked last-second field goals that enabled the Panthers to defeat the Giants…On Oct. 7, 2018, he booted the longest field goal by an opponent in Giants history, a 63-yarder with one second remaining that gave Carolina 33-31 victory in Charlotte…It is 2 yards longer than any other field goal ever kicked against the Giants (61 yards by Philadelphia's Jake Elliott on Sept. 24, 2017 and Minnesota's Greg Joseph on Dec. 24, 2022)…It is one of 6 kicks tied for the 3rd-longest field goal in NFL history, it was then the longest game-winning field goal in league history and was the longest field goal in Panthers history. The only longer field goals kicked were by Baltimore's Justin Tucker at Detroit in Week 3 of the 2021 season (66 yards) and Denver's Matt Prater vs. Tennessee in Week 14 of the 2013 season (64 yards).
- On Dec. 20, 2015, Gano kicked a 43-yard field goal as time expired gave the Panthers a 38-35 victory over the Giants in MetLife Stadium… Ranks 2nd to John Kasay in Panthers history with 742 points (165 field goals, 247 PATs).

2022

- In 2022, Gano played in all 17 regular-season games and 2 postseason games…He made 29 of 32 field goal attempts (90.6%) and 32 of 34 extra point tries for 119 points, the 5th-highest total of his career, his 10th 100-point season, and the most by a Giants kicker since Aldrick Rosas scored 127 points in 2018…Two of his missed attempts were a blocked kick vs. Carolina on Sept. 18 and a 58-yarder into the wind on the last play of overtime in the 20-20 tie vs. Washington on Dec. 4…Had touchbacks on 50 of 79 kickoffs (63.3%).
- Gano set a Giants record with 8 field goals of 50+ yards, one more than he had in 2021…Gano's 8 long field goals placed him in a 3-way tie for the league's 4th-highest total. Las Vegas' Daniel Carlson had 11), and Dallas' Brett Maher, Indianapolis' Chase McLaughlin and Baltimore's Justin Tucker all had 9. Gano tied Brandon McManus, then with Denver (8).
- Received his 5th career NFC Special Teams Player of the Week award after kicking field goals of 36 and 33 yards in the first quarter and 51 and 56 yards in the 4th, the latter providing the game's decisive points with 3:34 remaining in a 19-16 victory, vs. Carolina (9/18)…Gano has the only 2 games in Giants history in which a kicker boosted a pair of 50+-yard field goals in the 4th quarter or overtime. On Sept. 16, 2021, in Washington, he kicked 52 and 55-yarders – plus a 35-yarder – in the 4th.
- Kicked a pair of 51-yard field goals and a 42-yarder in 4 attempts vs. Dallas (9/26)...It was the first time in his career he made two 50+-yard field goals in consecutive games and the 6th game in which a Giants kicker had 2 field goals of 50 or more yards in a game...Gano has 5 of the 6…The only other Giants kicker to do it was Raul Allegre, who kicked 53 and 52-yarders at Philadelphia on Nov. 15, 1987.
- Tied the record for the longest field goal in Giants history with a 57-yarder at Dallas (11/24)…It was the longest field goal on the road in franchise history...Rosas kicked the Giants' only other 57-yarder, vs. Chicago on Dec. 2, 2018.
- Kicked two 50-yard field goals at Washington (12/18) and two 44-yarders and a 55-yarder at Minnesota (12/24)…The Vikings' Greg Joseph booted a 61-yard game-winning field goal…It was the first game in Giants history in which each team kicked a field goal of at least 55 yards.
- Booted a 25-yard field goal and 4 extra points in the NFC Wild Card Game at Minnesota (1/15).

2021

- In 2021, Gano played in all 17 games for the Giants and made 29 of 33 attempts (87.9%) and all 17 of his extra points tries for 104 points, his ninth 100-point season…Gano entered the season with 30 consecutive field goal attempts and extended his streak to 37 before missing in Week 4.
- Kicked a career-high 5 field goals at Washington (9/16), including 2 from 50+ yards…His 5 field goals made were tied for the most made in a game by a kicker in 2021…His 2 field goals vs. Atlanta (9/26), increased his consecutive successes to 37…Was wide left on a 35-yard try at New Orleans (10/3), his first unsuccessful attempt since Sept. 20, 2020 at Chicago…Later made field goals of 23 and 48 yards in an overtime victory.
- Kicked 2 field goals from 51 yards at Dallas (10/10) to tie Joe Danelo's franchise record for the most made 50+ yard field goals…Earned NFC Player of the Week honors vs. Carolina (10/24), when he made field goals of 49, 53 and 44 yards…Converted all 3 of his field goal attempts vs. Las Vegas (11/1)…Made 3 of 4 tries, including a 51-yarder at Miami (12/5)…Made his final 4 field goal attempts of the season: 2 vs. Dallas (12/19), a 54-yarder at Philadelphia (12/26), and one at Chicago (1/2).
- In his first season with the Giants in 2020, Gano had one of the finest seasons of his career and by a Giants kicker…Made 31 of 32 attempts, a .9687 percentage that is the 2nd highest in Giants history…In 2018, Rosas made 32 of 33 attempts, a success rate of .9696…Gano's .9687 percentage was the highest among the 21 NFL kickers who attempted at least 25 field goals in 2020… Gano missed more extra points (2) than field goal attempts (one) in 2020, when he made 21 of 23 PATs.
- Gano's only miss was on a 57-yard try at Chicago (9/20)…After the miss, he made his next 30 field goal attempts, breaking Josh Brown's previous team record of 29 from 2014-15…The record-setter was a 50-yard field goal in the 4th quarter vs. Dallas (1/3)…It was Gano's fifth field goal of the season of 50 or more yards, including 4 vs. the Cowboys, which was a franchise single-season record.
- Gano kicked field goals of 52, 42 and 47 yards vs. San Francisco (9/27) to become the 2nd kicker in Giants history with 3 field goals longer than 40 yards in a regular-season game…On Dec. 22, 2013 in Detroit, Brown kicked field goals of 41, 52 and 45 yards to become the first Giants kicker to accomplish the feat.
- Gano tied an NFL record by becoming the first player in Giants history to kick 3 field goals of 50 or more yards in a game at Dallas (10/11)…He kicked field goals of 55, 50 and 54 yards, plus a 28-yarder…Gano was one of 3 players in 2020 to kick three 50+ yard field goals in a game…The others were Tennessee's Stephen Gostkowski (51, 54 and 55 at Minnesota on Sept. 27) and Buffalo's Tyler Bass (54, 55, 58 at Arizona on Nov. 15).
- Received his 3rd career NFC Special Teams Player of the Week award for his contributions to the team's victory in Washington (11/8), where he kicked field goals of 38, 48 and 42 yards and 3 of his 6 kickoffs were touchbacks.

2019

- In 2019, Gano did not play football because of an injury he suffered in practice to his left (plant) leg the previous year.

2018

- In 2018, played in 12 games for Carolina before going on injured reserve…Converted 30 of 33 PAT attempts and 14 of 16 field goal tries for 72 points, his first sub 100-point season since 2012, his first year with the Panthers…Kicked 3 extra points and a season-high 4 field goals, including a game-winning, franchise-record 63-yarder vs. the Giants (10/7), a performance that earned him the NFC Special Teams Player of the Week and NFC Special Teams Player of the Month for October.

2017

- In 2017, played in all 16 regular season games and one postseason game…Converted 29 of 30 field goal attempts for a then career high 96.7%...Turned 70 of 83 kickoffs into touchbacks, a career-best and franchise-record 84.8%...Scored 121 total points (29 field goals, 34 PATs), his 5th consecutive 100-point season…Set a career-high with 6 extra points vs. Miami (11/13)…Converted 4 of 5 field goal attempts in one postseason game, including a career and franchise playoff-long 58-yarder in an NFC Wild Card Game at New Orleans (1/7).

2016

- In 2016, finished with 121 points…Kicked 30 field goals for the 2nd consecutive season (in 38 tries)…Scored 4 points vs. Minnesota (9/25) to pass Steve Smith (454 from 2001-13) for 2nd place on the Panthers' career scoring list…Set career high with 16 points (4 field goals and 4 PATs) vs. San Francisco (9/18)…Took over punting duties for an injured Andy Lee vs. Kansas City (11/13)...Punted 4 times for 180 yards with a long of 54.

2015

» In 2015, tied for 2nd in the NFL with a Carolina-record 146 points...Kicked 30 field goals (in 36 attempts), the 5th-highest total in the NFL and the third-most in a single season in Panthers history…Added a career-high 56 extra points on 59 attempts…Named NFC Special Teams Player of the Month for November after leading the NFL in scoring (62 points) and field goals (15)…Kicked 2 game-winning field goals, a 52-yarder in overtime vs. Indianapolis (11/2) and a 43-yarder as time expired vs. the Giants (12/20)…Scored a career postseason high 22 points with 4 field goals and 10 extra points in 3 games…Booted a 39-yard field goal and one extra point in Carolina's loss to Denver in Super Bowl 50.

2014

» In 2014, made 29 of 35 (82.9%) field goal attempts and all 34 extra point tries for a Panthers-leading 121 points.

2013

» In 2013, played all 16 games for Carolina for the first time…Converted 24 of 27 (88.9%) field goal attempts and all 42 extra point tries for a team-leading 114 points…Set a franchise record and tied for the NFL lead with 6 field goals of 50 yards or more…Led the NFL with a 79.7 touchback percentage (63 of 79).

2012

» In 2012, played in 6 games in his first season with the Panthers…Finished 2nd on the team with 47 points…Kicked a 23-yard field goal in his Carolina debut at Philadelphia (11/26).

2011

» In 2011, played 16 games in his final season in Washington and led the team with 118 points…His 31 field goals (in 41 attempts) equaled the 2nd-most in franchise history...Tied the team record with 4 field goals of 50 or more yards…Booted a then-franchise record and career-long 59-yard field goal vs. San Francisco (11/6).

2010

» In 2010, hit 24 of 35 field goal attempts and all 28 PATs for 100 points, his first time hitting that mark…Tied the NFL record for the most overtime field goals in a season with 3…Named NFC Special Teams Player of the Week in Week 16 after kicking 2 extra points and 2 field goals, including the game-winning 31-yarder in overtime, at Jacksonville (12/26).
» In his first NFL season in 2009, played in 4 games for Washington and made all 4 of his field goal attempts and 6 of 7 extra point tries for 18 points…Kicked 2 field goals, including a season-long 46-yarder, in his NFL debut at Oakland (12/13/09).

COLLEGE

» Gano was inducted into the Florida State Athletics Hall of Fame in 2022…Played in 40 games at FSU...Served as Seminoles' placekicker for just one season...In 2008, earned the Lou Groza Award as the nation's top kicker and 2nd-team All-America honors as a senior in 2008...Converted 24 of 26 field goal attempts, including 18 in a row, with a long of 53 yards...Finished first in the Football Bowl Subdivision with 24 field goals, 92.3 percent conversion rate and 5 field goals of 50 yards or more despite not playing in the first 2 games after tearing the meniscus in his right knee 2 weeks prior to the opener...Only two misses were from 50 and 52 yards... Led the nation's kickers and Atlantic Coast Conference in scoring with 105 points...Handled punting duties for three seasons...Averaged 42.1 yards on 148 punts with a long of 64 yards.

OFF-THE-FIELD ACTIVITY

» Represented the New York City Police Foundation's Far Rockaway Giants during Week 13 of the NFL season for My Cause My Cleats…Teamed up with MetLife to help raise over $80,000 for the New York City Police Foundation's Far Rockaway and Harlem Giants…Used his jersey number swap with Kayvon Thibodeaux, the Giants 2022 draft pick, to provide $50,000 of support to Puppies Behind Bars…Met with members from the Wounded Warriors Project during their visit at the Quest Diagnostic Training Facility to watch practice and enjoy a day with the Giants.

PERSONAL

» Graham and his wife, Brittany, have 5 children: Bryson, Ryder, Kayden, Riley and Brynlee…Carolina's Ed Block Courage Award Winner in 2017…Majored in criminal justice at Florida State…Attended J.M. Tate High School in Cantonment, Fla.

GRAHAM GANO'S NFL REGULAR SEASON KICKING STATISTICS

DATE	TEAM	GP	FGM	FGA	PCT.	LG	XP	XPA	PCT.	BLK	PTS
2009	Washington	4	4	4	100.0	46	6	7	85.7	0	18
2010	Washington	16	24	35	68.6	49	28	28	100.0	1	100
2011	Washington	16	31	41	75.6	59	25	26	96.2	5	118
2012	Carolina	6	9	11	81.8	51	20	21	95.2	0	47
2013	Carolina	16	24	27	88.9	55	42	42	100.0	1	114
2014	Carolina	16	29	35	82.9	53	34	34	100.0	1	121
2015	Carolina	16	30	36	83.3	52	56	59	94.9	4	146
2016	Carolina	16	30	38	78.9	54	31	34	91.2	0	121
2017	Carolina	16	29	30	96.7	48	34	37	91.9	0	121
2018	Carolina	12	14	16	87.5	63	30	33	90.9	0	72
2019	Carolina	0	0	0	0.0	0	0	0	0.0	0	0
2020	N.Y. Giants	16	31	32	96.9	55	21	23	91.3	0	114
2021	N.Y. Giants	17	29	33	87.9	55	17	17	100.0	0	104
2022	N.Y. Giants	17	29	32	90.6	57	32	34	94.1	1	119
2023	N.Y. Giants	7	10	14	71.4	57	7	7	100.0	1	37
NFL TOTALS		**191**	**323**	**384**	**84.1**	**63**	**383**	**402**	**95.3**	**14**	**1,352**

GRAHAM GANO'S NFL POSTSEASON KICKING STATISTICS

DATE	TEAM	GP	FGM	FGA	PCT.	LG	XP	XPA	PCT.	BLK	PTS
2013	Carolina	1	1	1	100.0	24	1	1	100.0	0	4
2014	Carolina	2	3	4	75.0	47	5	5	100.0	0	14
2015	Carolina	3	4	5	80.0	48	10	10	100.0	0	22
2017	Carolina	1	4	5	80.0	58	2	2	100.0	0	14
2022	N.Y. Giants	2	1	1	100.0	25	5	5	100.0	0	8
NFL TOTALS		**9**	**13**	**16**	**81.3**	**58**	**23**	**23**	**100.0**	**0**	**62**

GRAHAM GANO'S NFL REGULAR SEASON FIELD-GOAL ACCURACY STATISTICS

DATE	TEAM	1-19	PCT.	20-29	PCT.	30-39	PCT.	40-49	PCT.	50+	PCT.
2009	Washington	0-0	0.0	2-2	100.0	0-0	0.0	2-2	100.0	0-0	0.0
2010	Washington	1-1	100.0	8-10	80.0	4-7	57.1	11-14	78.6	0-3	0.0
2011	Washington	0-0	0.0	14-15	93.3	5-9	55.6	8-11	72.7	4-6	66.7
2012	Carolina	0-0	0.0	3-3	100.0	3-3	100.0	2-3	66.7	1-2	50.0
2013	Carolina	0-0	0.0	9-9	100.0	4-5	80.0	5-7	71.4	6-6	100.0
2014	Carolina	0-0	0.0	7-7	100.0	12-13	92.3	9-12	75.0	1-3	33.3
2015	Carolina	1-1	100.0	10-10	100.0	4-5	80.0	13-16	81.3	2-4	50.0
2016	Carolina	0-0	0.0	4-4	100.0	9-11	81.8	14-17	82.4	3-6	50.0
2017	Carolina	0-0	0.0	8-8	100.0	11-11	100.0	10-10	100.0	0-1	0.0
2018	Carolina	0-0	0.0	3-3	100.0	4-5	80.0	4-4	100.0	3-4	75.0
2019	Carolina	0-0	0.0	0-0	0.0	0-0	0.0	0-0	0.0	0-0	0.0
2020	N.Y. Giants	0-0	0.0	4-4	100.0	13-13	100.0	9-9	100.0	5-6	83.3
2021	N.Y. Giants	0-0	0.0	5-5	100.0	12-13	92.3	5-5	100.0	7-10	70.0
2022	N.Y. Giants	0-0	0.0	2-2	100.0	9-10	90.0	10-11	90.9	8-9	88.9
2023	N.Y. Giants	0-0	0.0	2-2	100.0	2-3	66.7	3-5	60.0	3-4	75.0
NFL TOTALS		**2-2**	**100.0**	**81-84**	**96.4**	**92-108**	**85.2**	**105-126**	**83.3**	**43-64**	**67.2**

GRAHAM GANO'S NFL POSTSEASON FIELD-GOAL ACCURACY STATISTICS

DATE	TEAM	1-19	PCT.	20-29	PCT.	30-39	PCT.	40-49	PCT.	50+	PCT.
2013	Carolina	0-0	0.0	1-1	100.0	0-0	0.0	0-0	0.0	0-0	0.0
2014	Carolina	0-0	0.0	0-0	0.0	2-2	100.0	1-2	50.0	0-0	0.0
2015	Carolina	0-0	0.0	1-1	100.0	1-1	100.0	2-3	66.7	0-0	0.0
2017	Carolina	0-0	0.0	2-3	66.7	1-1	100.0	0-0	0.0	1-1	100.0
2022	N.Y. Giants	0-0	0.0	1-1	100.0	0-0	0.0	0-0	0.0	0-0	0.0
NFL TOTALS		**0-0**	**0.0**	**5-6**	**83.3**	**4-4**	**100.0**	**3-5**	**60.0**	**1-1**	**100.0**

GANO'S REGULAR SEASON TOUCHBACKS STATISTICS

DATE	TEAM	KO	TB	PCT
2009	WAS	16	3	18.8
2010	WAS	71	9	12.7
2011	WAS	70	32	45.7
2012	CAR	35	20	57.1
2013	CAR	79	63	79.7
2014	CAR	79	61	77.2
2015	CAR	102	69	67.6
2016	CAR	85	63	74.1
2017	CAR	82	70	85.4
2018	CAR	61	47	77.0
2020	NYG	70	30	42.9
2021	NYG	64	27	42.2
NFL TOTALS		**814**	**494**	**60.7**

GANO'S POSTSEASON TOUCHBACKS STATISTICS

DATE	TEAM	KO	TB	PCT
2013	CAR	3	3	100.0
2014	CAR	9	5	55.6
2015	CAR	18	11	61.1
2017	CAR	6	6	69.5
NFL TOTALS		**36**	**25**	

SINGLE-GAME HIGHS: KICKER

Field Goals Made
5 at Washington Football Team, Sep 16, 2021
4 vs. Carolina Panthers, Sep 18, 2022
4 at Cincinnati Bengals, Nov 29, 2020
4 at Dallas Cowboys, Oct 11, 2020
...9 more at 4.

Field Goal Attempts
6 at Tennessee Titans, Nov 21, 2010
5 at Washington Football Team, Sep 16, 2021
5 at Washington Redskins, Dec 19, 2016
5 at Dallas Cowboys, Nov 26, 2015
...2 more at 5.

Longest Field Goals Made
63 vs. New York Giants, Oct 07, 2018
59 vs. San Francisco 49ers, Nov 06, 2011
57 at San Francisco 49ers, Sep 21, 2023
57 at Dallas Cowboys, Nov 24, 2022
56 vs. Carolina Panthers, Sep 18, 2022

Longest Field Goals Attempt
63 vs. New York Giants, Oct 07, 2018
63 vs. Atlanta Falcons, Nov 16, 2014
59 vs. San Francisco 49ers, Nov 06, 2011
58 vs. Washington Commanders, Dec 04, 2022
58 at Tampa Bay Buccaneers, Jan 01, 2017

PATs Made
6 vs. Tampa Bay Buccaneers, Nov 04, 2018
6 vs. Miami Dolphins, Nov 13, 2017
5 vs. Indianapolis Colts, Jan 01, 2023
5 vs. Tampa Bay Buccaneers, Jan 03, 2016
...8 more at 5.

PAT Attempts
6 vs. Tampa Bay Buccaneers, Nov 04, 2018
6 vs. Miami Dolphins, Nov 13, 2017
6 at New Orleans Saints, Dec 06, 2015
5 vs. Indianapolis Colts, Jan 01, 2023
...9 more at 5.

Points
17 at Washington Football Team, Sep 16, 2021
16 vs. San Francisco 49ers, Sep 18, 2016
15 vs. New York Giants, Oct 07, 2018
15 at Dallas Cowboys, Nov 26, 2015
14 at Dallas Cowboys, Oct 11, 2020
...5 more at 14.

Special Teams Tackles
2 vs. Minnesota Vikings, Dec 24, 2011
1 vs. Indianapolis Colts, Jan 01, 2023
1 at Philadelphia Eagles, Oct 22, 2020
1 at Seattle Seahawks, Dec 04, 2016
...11 more at 1.

Kickoff Average
70.3 at Oakland Raiders, Dec 13, 2009
69.1 vs. Houston Texans, Sep 19, 2010
68.7 at Tennessee Titans, Nov 21, 2010
68.3 at Atlanta Falcons, Dec 28, 2014
68.2 vs. Philadelphia Eagles, Nov 15, 2010

Extra Point Attempt Percentage
100.0 vs. Indianapolis Colts, Jan 01, 2023
100.0 vs. Tampa Bay Buccaneers, Nov 04, 2018
100.0 vs. Miami Dolphins, Nov 13, 2017
...8 more at 100.0.

Field Goal Percentage
100.0 vs. Carolina Panthers, Sep 18, 2022
100.0 at Washington Football Team, Sep 16, 2021
100.0 at Cincinnati Bengals, Nov 29, 2020
...7 more at 100.0.

Touchbacks
7 vs. Tampa Bay Buccaneers, Jan 03, 2016
7 at Dallas Cowboys, Nov 26, 2015
7 at New Orleans Saints, Dec 07, 2014
6 at Minnesota Vikings, Dec 24, 2022
...17 more at 6.

SINGLE-GAME HIGHS - POSTSEASON: KICKER

Field Goals Made
4 at New Orleans Saints, Jan 07, 2018
2 vs. Arizona Cardinals, Jan 24, 2016
2 vs. Arizona Cardinals, Jan 03, 2015
1 at Minnesota Vikings, Jan 15, 2023
1 at Denver Broncos, Feb 07, 2016
...3 more at 1.

Field Goal Attempts
5 at New Orleans Saints, Jan 07, 2018
3 vs. Arizona Cardinals, Jan 03, 2015
2 at Denver Broncos, Feb 07, 2016
2 vs. Arizona Cardinals, Jan 24, 2016
1 at Minnesota Vikings, Jan 15, 2023
...3 more at 1.

Longest Field Goals Made
58 at New Orleans Saints, Jan 07, 2018
48 vs. Seattle Seahawks, Jan 17, 2016
47 vs. Arizona Cardinals, Jan 03, 2015
45 vs. Arizona Cardinals, Jan 24, 2016
39 at Denver Broncos, Feb 07, 2016

Longest Field Goals Attempt
58 at New Orleans Saints, Jan 07, 2018
48 vs. Seattle Seahawks, Jan 17, 2016
47 vs. Arizona Cardinals, Jan 03, 2015
45 vs. Arizona Cardinals, Jan 24, 2016
44 at Denver Broncos, Feb 07, 2016

PATs Made
5 vs. Arizona Cardinals, Jan 24, 2016
4 at Minnesota Vikings, Jan 15, 2023
4 vs. Seattle Seahawks, Jan 17, 2016
3 vs. Arizona Cardinals, Jan 03, 2015
2 at New Orleans Saints, Jan 07, 2018
...1 more at 2.

PAT Attempts
5 vs. Arizona Cardinals, Jan 24, 2016
4 at Minnesota Vikings, Jan 15, 2023
4 vs. Seattle Seahawks, Jan 17, 2016
3 vs. Arizona Cardinals, Jan 03, 2015
2 at New Orleans Saints, Jan 07, 2018
...1 more at 2.

Points
14 at New Orleans Saints, Jan 07, 2018
11 vs. Arizona Cardinals, Jan 24, 2016
9 vs. Arizona Cardinals, Jan 03, 2015
7 at Minnesota Vikings, Jan 15, 2023
7 vs. Seattle Seahawks, Jan 17, 2016

Special Teams Tackles
1 vs. Arizona Cardinals, Jan 03, 2015

Kickoff Average
66.3 vs. Arizona Cardinals, Jan 24, 2016
65.5 vs. Seattle Seahawks, Jan 17, 2016
65.2 at Minnesota Vikings, Jan 15, 2023
65.1 vs. Arizona Cardinals, Jan 03, 2015
65.0 at New Orleans Saints, Jan 07, 2018

Extra Point Attempt Percentage
100.0 vs. Arizona Cardinals, Jan 24, 2016

Field Goal Percentage
80.0 at New Orleans Saints, Jan 07, 2018

Touchbacks
7 vs. Arizona Cardinals, Jan 24, 2016
6 at New Orleans Saints, Jan 07, 2018
5 at Minnesota Vikings, Jan 15, 2023
4 vs. Arizona Cardinals, Jan 03, 2015
3 vs. Seattle Seahawks, Jan 17, 2016
...1 more at 3.

2022 GAME-BY-GAME REGULAR-SEASON STATISTICS (N.Y. GIANTS)

			FIELD GOALS				EXTRA POINTS						
DATE	OPPONENT		FGM	FGA	PCT	LG	XP	XPA	PCT	BLK	PTS	W/L/T	SCORE
09/11	at Tennessee	P	0	0	0.0	0	1	1	100.0	0	1	W	21-20
09/18	Carolina	P	4	4	100.0	56	1	1	100.0	0	13	W	19-16
09/26	Dallas	P	3	4	75.0	51	1	1	100.0	0	10	L	16-23
10/02	Chicago	P	2	3	66.7	44	2	2	100.0	0	8	W	20-12
10/09	at Green Bay	P	2	2	100.0	48	3	3	100.0	0	9	W	27-22
10/16	Baltimore	P	1	1	100.0	34	3	3	100.0	0	6	W	24-20
10/23	at Jacksonville	P	3	3	100.0	34	2	2	100.0	0	11	W	23-17
10/30	at Seattle	P	2	2	100.0	45	1	1	100.0	0	7	L	13-27
11/13	Houston	P	1	1	100.0	49	3	3	100.0	0	6	W	24-16
11/20	Detroit	P	0	0	0.0	0	0	2	0.0	1	0	L	18-31
11/24	at Dallas	P	2	2	100.0	57	2	2	100.0	0	8	L	20-28
12/04	Washington	P	2	3	66.7	48	2	2	100.0	0	8	T	20-20
12/11	Philadelphia	P	0	0	0.0	0	2	2	100.0	0	2	L	22-48
12/18	at Washington	P	2	2	100.0	50	2	2	100.0	0	8	W	20-12
12/24	at Minnesota	P	3	3	100.0	55	1	1	100.0	0	10	L	24-27
01/01	Indianapolis	P	1	1	100.0	36	5	5	100.0	0	8	W	38-10
01/08	at Philadelphia	P	1	1	100.0	24	1	1	100.0	0	4	L	16-22
2022 TOTALS		**17**	**29**	**32**	**90.6**	**57**	**32**	**34**	**94.1**	**1**	**119**	**9-7-1**	

2023 GAME-BY-GAME REGULAR-SEASON STATISTICS (N.Y. GIANTS)

			FIELD GOALS				EXTRA POINTS						
DATE	OPPONENT		FGM	FGA	PCT	LG	XP	XPA	PCT	BLK	PTS	W/L	SCORE
09/10	Dallas	P	0	2	0.0	0	0	0	0.0	0	0	L	0-40
09/17	at Arizona	P	1	1	100.0	34	4	4	100.0	0	7	W	31-28
09/21	at San Francisco	P	2	2	100.0	57	0	0	0.0	0	6	L	12-30
10/02	Seattle	P	1	1	100.0	55	0	0	0.0	0	3	L	3-24
10/08	at Miami	P	3	4	75.0	51	1	1	100.0	0	10	L	16-31
10/15	at Buffalo	P	3	3	100.0	43	0	0	0.0	0	9	L	9-14
10/22	Washington	P	0	1	0.0	0	2	2	100.0	0	2	W	14-7
2023 TOTALS		**7**	**10**	**14**	**71.4**	**57**	**7**	**7**	**100.0**	**0**	**37**	**2-5**	

2022 GAME-BY-GAME POSTSEASON STATISTICS (N.Y. GIANTS)

			FIELD GOALS				EXTRA POINTS						
DATE	OPPONENT		FGM	FGA	PCT	LG	XP	XPA	PCT	BLK	PTS	W/L	SCORE
01/15	at Minnesota	P	1	1	100.0	25	4	4	100.0	0	7	W	31-24
01/21	at Philadelphia	P	0	0	0.0	0	1	1	100.0	0	1	L	7-38
2022 TOTALS		**2**	**1**	**1**	**100.0**	**25**	**5**	**5**	**100.0**	**0**	**8**	**1-1**	



JAMIE GILLAN

P

6

HEIGHT: 6-1
WEIGHT: 207
COLLEGE: ARKANSAS-PINE BLUFF
HOW ACQUIRED: FA-'22
NFL EXP.: 5TH YEAR
GIANTS EXP.: 2ND YEAR

HONORS

» AFC Special Teams Player of the Week: 2019 Week 2
» AFC Special Teams Player of the Month: September 2019

TRANSACTIONS

» Originally signed as an undrafted free agent by the Cleveland Browns on May 3, 2019…Released by Cleveland on Dec. 22, 2021…Signed to the Buffalo Bills' practice squad on Dec. 24, 2021…Released by Buffalo on Jan. 31, 2022…Signed as a free agent by the Giants on Feb. 7, 2022...Re-signed by the Giants as a free agent on March 13, 2023.

2023 SEASON HIGHLIGHTS

» Ranks 3rd in the league in net punting average (45.3) and 10th in the league in punting average (48.7).
» Has ranked top 10 in the league in both punting average and net punting average in four-of-six weeks this season (Week 1, Week 3, Week 4 and Week 6)...Has ranked in the top 5 in both categories twice (Week 1 and Week 3).
» Led the league in net punting average in Week 6 with a 49.8 mark...Ranked 7th in punting average (50.5)...Landed a season-long 64-yard punt.
» In Week 5 at Miami, his 40.3-yard net punting average ranked 9th in the league...Landed 3 of 4 punts inside the 20-yard line, marking his 12th of 66 games played with 3-plus punts placed inside the 20.
» In Week 4 vs. Seattle, booted two 61-yard punts to reach his 3rd and 4th 60-plus yard punts of the season...His 53.6-yard punting average was his highest of the season and ranked 4th in the league for the week.
» In Week 3, posted the highest net punting average (49.0) among all punters and ranked 4th in punting average (52.7).
» Ranked 3rd in the league in gross average (53.3) and net average (47.7) after Week 1 vs. Dallas...Booted a 62-yard punt in the first quarter, marking his 10th-career punt of 60-plus yards.

CAREER HIGHLIGHTS

» Has played in 67 regular-season games and 4 postseason games for Cleveland and the Giants…In the regular season, he has a 45.8-yard gross average and a 40.5-yard net average on 255 punts, including a long kick of 71 yards, 92 punts inside the 20 and 19 touchbacks…Has one field goal attempt, 3 kickoffs, 2 rushing attempts for minus-2 yards and one fumble recovery…In the postseason, has a 42.8-yard gross average and a 41.1-yard net average on 14 punts, including a long kick of 48 yards and 5 punts inside the 20.
» Named AFC Special Teams Player of the Week, 2019 Week 2 and AFC Special Teams Player of the Month for September 2019…Selected to the 2019 PFWA All-Rookie team…Set Browns single-season net punting record with a 41.6-yard average in 2019.
» In 2022, played in all 17 regular-season games and both Giants postseason games…Punted a career-high 74 times for a 46.8-yard gross average and a 40.1-yard net average…Placed 26 punts inside the 20-yard line and had 9 touchbacks.
» Twice kicked a season-long 69-yard punt – at Tennessee (9/11) and at Seattle (10/30)…His only longer career punt was a 71-yarder at San Francisco on Oct. 7, 2019…Also had a 67-yard punt vs. Carolina (9/18)…Booted a season-high 7 punts vs. Washington (12/4).
» In the postseason, averaged 43.7 yards on 7 punts, none of which were returned…Tied his career postseason long with a 48-yarder in the NFC Divisional Playoff Game at Philadelphia (1/21).
» In 2021, played in 12 games for Cleveland…Punted 42 times for a 43.9-yard gross average and a 39.5-yard net average…Longest punt was 65 yards…Placed 15 punts inside the 20-yard line and had one touchback…Booted a season-high 7 punts at Minnesota (10/3)…Had season-high averages – minimum 3 punts - of 51.7 gross yards on 3 punts vs. Denver (10/21) and 47.3 net yards at New England (11/14).
» In 2020, played in all 16 regular season games for Cleveland for the 2nd consecutive season and in 2 postseason games…Recorded a 44.0-yard gross average and a 38.3-yard net average on 51 punts…Tallied season-best averages of 46.3 gross yards and 45.3 net yards (minimum 3 punts) vs. Pittsburgh (1/3)…Attempted a 61-yard field goal that was short on the final play of the first half at the Jets (12/27)…Posted averages of 41.9 gross yards and 38.4 net yards on 7 postseason punts.
» As a rookie in 2019, played in all 16 games for Cleveland…Finished with 63 punts, a 46.2-yard gross average, a Browns-record 41.6-yard net average, 28 punts inside the 20 (5th in Browns history) and 5 touchbacks…One of 2 undrafted free agents selected to the 2019 PFWA All-Rookie team…Named AFC Special Teams Player of the Week after posting a net average of 37.7 yards and dropping 5 of 6 punts inside the 20 at the Jets (9/16)…Selected AFC Special Teams Player of the Month for September 2019 – his first month in the NFL - when he had gross and net averages of 40.6 yards…Kicked a career-high 8 punts vs. Pittsburgh (11/14).

COLLEGE

» Selected first-team all-Southwest Conference as a punter in 2017-18 and as a kicker in 2018 at Arkansas-Pine Bluff…In 43 games in 4 seasons, averaged 42.2 yards on 214 punts…Averaged a career-best 43.4 yards on 59 kicks in 2017…As a senior in 2018, tied his career high with 71 punts and averaged 42.5 yards, including a career-long 80-yard kick…Converted 46 of 74 field goal attempts (62.2%) and 77 of 85 PATs (90.6%) for 215 points…Scored a career-high 82 points in his senior season, when he made 2o of 29 field goal tries (career-best 69.0%) and 22 of 26 PATs (84.6%)…Rushed for 52 yards on 5 career attempts…Added 13 tackles (9 solo).

OFF-THE-FIELD ACTIVITY

» Attended The Giants Foundation Golf Classic which raised over $400,000 for The Giants Foundation…Met with members from the Wounded Warriors Project during their visit at the Quest Diagnostic Training Facility to watch practice and enjoy a day with the Giants… Collected toys from fans and distributed them to children at Valley Hospital for the holidays.

PERSONAL

» Earned a degree in physical education from Arkansas-Pine Bluff… Native of Inverness, Scotland who moved to the United States as a teenager…Nicknamed "The Scottish Hammer" by his high school football coach…Grew up playing rugby and played for Highland Rugby Club, before attending and playing rugby for Merchiston Castle School in Edinburgh…Did not play football until midway through his senior season at Leonardtown High School in Md.…Wants to play rugby professionally after his NFL career…Earned a full scholarship to Arkansas-Pine Bluff after a friend submitted his highlight tape without his knowledge after seeing a Facebook post looking for a kicker after Arkansas-Pine Bluff's had de-committed…Father, Colin, was a longtime member of the Royal Air Force.

JAMIE GILLAN'S NFL REGULAR SEASON PUNTING STATISTICS

DATE	TEAM	GP	NO.	YDS.	AVG.	OPP. RET.	OPP. YDS.	NET YDS.	NET AVG.	TB	IN20	LG	BK
2019	Cleveland	16	63	2,913	46.2	20	151	2,662	41.6	5	28	71	1
2020	Cleveland	16	51	2,244	44.0	25	229	1,955	38.3	3	14	59	0
2021	Cleveland	12	42	1,842	43.9	30	162	1,660	39.5	1	15	65	0
						Went from **Cleveland** to **Buffalo**.							
2021	Buffalo	0	0	0	0.0	0	0	0	0.0	0		0	0
2021	TOTAL	12	42	1,842	43.9	30	162	1,660	39.5	1	15	65	0
2022	N.Y. Giants	17	74	3,463	46.8	28	277	3,006	40.1	9	26	69	1
2023	N.Y. Giants	7	33	1,613	48.9	14	98	1,495	45.3	1	11	64	0
NFL TOTALS		**68**	**263**	**12,075**	**45.9**	**117**	**917**	**10,778**	**40.7**	**19**	**94**	**71**	**2**

JAMIE GILLAN'S NFL POSTSEASON PUNTING STATISTICS

DATE	TEAM	GP	NO.	YDS.	AVG.	OPP. RET.	OPP. YDS.	NET YDS.	NET AVG.	TB	IN20	LG	BK
2020	Cleveland	2	7	293	41.9	3	24	269	38.4	0	3	48	0
2021	Buffalo	0	0	0	0.0	0	0	0	0.0	0		0	0
2022	N.Y. Giants	2	7	306	43.7	1	0	306	43.7	0	2	48	0
NFL TOTALS		**4**	**14**	**599**	**42.8**	**4**	**24**	**575**	**41.1**	**0**	**5**	**48**	**0**

Additional statistics: 2019 – 2 kickoffs; 2020 – one kickoff, one field goal attempt (61 yards, short), one rushing attempt for minus-2 yards; 2021 – one rushing attempt for zero yards, one fumble recovery.

SINGLE-GAME HIGHS: PUNTER

Punts
8 vs. Washington Commanders, Oct 22, 2023
8 vs. Pittsburgh Steelers, Nov 14, 2019
7 vs. Washington Commanders, Dec 04, 2022
7 at Minnesota Vikings, Oct 03, 2021
...1 more at 7.

Gross Punting Yards
397 at San Francisco 49ers, Oct 07, 2019
395 vs. Washington Commanders, Oct 22, 2023
366 vs. Pittsburgh Steelers, Nov 14, 2019
324 vs. Washington Commanders, Dec 04, 2022
322 at Seattle Seahawks, Oct 30, 2022

Gross Punting Avg
61.0 vs. Seattle Seahawks, Oct 13, 2019
56.7 at San Francisco 49ers, Oct 07, 2019
54.6 vs. Chicago Bears, Oct 02, 2022
54.5 vs. Las Vegas Raiders, Nov 01, 2020
53.7 at Seattle Seahawks, Oct 30, 2022

Net Punting Yards
362 vs. Washington Commanders, Oct 22, 2023
345 at San Francisco 49ers, Oct 07, 2019
299 vs. Washington Commanders, Dec 04, 2022
294 at San Francisco 49ers, Sep 21, 2023
288 vs. Pittsburgh Steelers, Nov 14, 2019

Net Punting Avg
51.5 at Cincinnati Bengals, Dec 29, 2019
49.8 at Buffalo Bills, Oct 15, 2023
49.3 at San Francisco 49ers, Oct 07, 2019
49.0 at San Francisco 49ers, Sep 21, 2023
49.0 vs. Arizona Cardinals, Oct 17, 2021

Longest Punts
71 at San Francisco 49ers, Oct 07, 2019
69 at Seattle Seahawks, Oct 30, 2022
69 at Tennessee Titans, Sep 11, 2022
67 vs. Carolina Panthers, Sep 18, 2022
66 at Denver Broncos, Nov 03, 2019

Inside the 20
5 at Tennessee Titans, Sep 11, 2022
5 at New York Jets, Sep 16, 2019
4 vs. Pittsburgh Steelers, Nov 14, 2019
4 at San Francisco 49ers, Oct 07, 2019
3 at Miami Dolphins, Oct 08, 2023
...7 more at 3.

Rush Attempts
1 at Kansas City Chiefs, Sep 12, 2021
1 at Baltimore Ravens, Sep 13, 2020

Special Teams Tackles
1 at Baltimore Ravens, Nov 28, 2021
1 at Cincinnati Bengals, Nov 07, 2021
1 vs. Pittsburgh Steelers, Oct 31, 2021
...1 more at 1.

SINGLE-GAME HIGHS - POSTSEASON: PUNTER

Punts
5 at Philadelphia Eagles, Jan 21, 2023
5 at Pittsburgh Steelers, Jan 10, 2021
2 at Minnesota Vikings, Jan 15, 2023
2 at Kansas City Chiefs, Jan 17, 2021

Gross Punting Yards
216 at Philadelphia Eagles, Jan 21, 2023
198 at Pittsburgh Steelers, Jan 10, 2021
95 at Kansas City Chiefs, Jan 17, 2021
90 at Minnesota Vikings, Jan 15, 2023

Gross Punting Avg
43.2 at Philadelphia Eagles, Jan 21, 2023
39.6 at Pittsburgh Steelers, Jan 10, 2021

Net Punting Yards
216 at Philadelphia Eagles, Jan 21, 2023
182 at Pittsburgh Steelers, Jan 10, 2021
90 at Minnesota Vikings, Jan 15, 2023
87 at Kansas City Chiefs, Jan 17, 2021

Net Punting Avg
43.2 at Philadelphia Eagles, Jan 21, 2023
36.4 at Pittsburgh Steelers, Jan 10, 2021

Longest Punts
48 at Philadelphia Eagles, Jan 21, 2023
48 at Kansas City Chiefs, Jan 17, 2021
47 at Minnesota Vikings, Jan 15, 2023
46 at Pittsburgh Steelers, Jan 10, 2021

Inside the 20
2 at Pittsburgh Steelers, Jan 10, 2021
1 at Philadelphia Eagles, Jan 21, 2023
1 at Minnesota Vikings, Jan 15, 2023
1 at Kansas City Chiefs, Jan 17, 2021

2022 GAME-BY-GAME REGULAR-SEASON STATISTICS (N.Y. GIANTS)

DATE	OPPONENT		NO.	YDS.	AVG.	OPP. RET.	OPP. YDS.	NET YDS.	NET AVG	TB	IN20	LG	BK	W/L/T	SCORE
09/11	at Tennessee	P	6	309	51.5	4	62	247	41.2	0	5	69	0	W	21-20
09/18	Carolina	P	5	253	50.6	2	17	216	43.2	1	0	67	0	W	19-16
09/26	Dallas	P	3	135	45.0	1	28	107	35.7	0	1	55	0	L	16-23
10/02	Chicago	P	5	273	54.6	2	19	214	42.8	2	0	59	0	W	20-12
10/09	at Green Bay	P	2	100	50.0	1	11	89	44.5	0	0	58	0	W	27-22
10/16	Baltimore	P	4	185	46.3	1	12	173	43.3	0	2	60	0	W	24-20
10/23	at Jacksonville	P	2	80	40.0	0	0	60	30.0	1	0	46	0	W	23-17
10/30	at Seattle	P	6	322	53.7	2	16	286	47.7	1	2	69	0	L	13-27
11/13	Houston	P	6	242	40.3	3	17	205	34.2	1	1	49	0	W	24-16
11/20	Detroit	P	4	153	38.3	0	0	153	38.3	0	2	51	0	L	18-31
11/24	at Dallas	P	4	193	48.3	0	0	153	38.3	2	1	49	0	L	20-28
12/04	Washington	P	7	324	46.3	4	25	299	42.7	0	3	59	0	T	20-20
12/11	Philadelphia	P	5	241	48.2	4	29	212	42.4	0	3	52	0	L	22-48
12/18	at Washington	P	5	213	42.6	1	4	209	41.8	0	3	56	0	W	20-12
12/24	at Minnesota	P	3	129	43.0	1	7	122	30.5	0	3	61	1	L	24-27
01/01	Indianapolis	P	1	47	47.0	0	0	27	27.0	1	0	47	0	W	38-10
01/08	at Philadelphia	P	6	264	44.0	2	30	234	39.0	0	0	54	0	L	16-22
2022 TOTALS		**17**	**74**	**3,463**	**46.8**	**28**	**277**	**3,006**	**40.1**	**9**	**26**	**69**	**1**	**9-7-1**	

2023 GAME-BY-GAME REGULAR-SEASON STATISTICS (N.Y. GIANTS)

DATE	OPPONENT		NO.	YDS.	AVG.	OPP. RET.	OPP. YDS.	NET YDS.	NET AVG	TB	IN20	LG	BK	W/L	SCORE
09/10	Dallas	P	3	160	53.3	2	17	143	47.7	0	0	62	0	L	0-40
09/17	at Arizona	P	3	111	37.0	1	0	111	37.0	0	1	42	0	W	31-28
09/21	at San Francisco	P	6	316	52.7	3	22	294	49.0	0	1	60	0	L	12-30
10/02	Seattle	P	5	268	53.6	1	23	225	45.0	1	2	61	0	L	3-24
10/08	at Miami	P	4	161	40.3	0	0	161	40.3	0	3	49	0	L	16-31
10/15	at Buffalo	P	4	202	50.5	1	3	199	49.8	0	2	64	0	L	9-14
10/22	Washington	P	8	395	49.4	6	33	362	45.3	0	2	58	0	W	14-7
2023 TOTALS		**7**	**33**	**1,613**	**48.9**	**14**	**98**	**1,495**	**45.3**	**1**	**11**	**64**	**0**	**2-5**	

2022 GAME-BY-GAME POSTSEASON STATISTICS (N.Y. GIANTS)

DATE	OPPONENT		NO.	YDS.	AVG.	OPP. RET.	OPP. YDS.	NET YDS.	NET AVG	TB	IN20	LG	BK	W/L	SCORE
01/15	at Minnesota	P	2	90	45.0	1	0	90	45.0	0	1	47	0	W	31-24
01/21	at Philadelphia	P	5	216	43.2	0	0	216	43.2	0	1	48	0	L	7-38
2022 TOTALS		**2**	**7**	**306**	**43.7**	**1**	**0**	**306**	**43.7**	**0**	**2**	**48**	**0**	**1-1**	



MARK GLOWINSKI

G

64

HEIGHT: 6-4
WEIGHT: 310
COLLEGE: WEST VIRGINIA
HOW ACQUIRED: FA-'22
NFL EXP.: 9TH YEAR
GIANTS EXP.: 2ND YEAR

TRANSACTIONS

» Originally a 4th-round (134th pick overall) draft choice by the Seattle Seahawks in 2015…Released by Seattle on Dec. 16, 2017…Awarded off waivers to the Indianapolis Colts on Dec. 18, 2017…Signed as a free agent by the Giants on March 17, 2022.

CAREER HIGHLIGHTS

» Has played in 116 regular-season games with 93 starts in 8 seasons with Seattle, Indianapolis and the Giants…Has started all 7 postseason games in which he played…Started 76 regular-season games at right guard and 17 at left guard…In the playoffs, started 5 games at right guard and 2 at left guard.
» In his first season with the Giants in 2022, started 16 regular-season games and both Giants' postseason games at right guard…Was one of numerous starters who did not play at Philadelphia (1/8)…Glowinski was part of an offensive line that helped the Giants finish 4th in the NFL in rushing yardage with an average of 148.2 yards a game and 5th with 4.8 yards a carry, and was instrumental in Saquon Barkley rushing for a career-high 1,312 yards
» In his final season with the Colts in 2021, played in 16 games with 14 starts at right guard…Did not start vs. Tennessee (10/31) and the Jets (11/4)…Did not play at Arizona (12/25)...Part of an O-line that helped Jonathan Taylor lead the NFL with 1,811 rushing yards, 552 yards more than anyone else.
» In 2020, started all 16 regular-season games and the AFC Wild Card Game at right guard…Helped Taylor rush for a franchise-record 253 yards vs. Jacksonville (1/3).
» In 2019, started all 16 games at right guard and helped Marlon Mack become the first Colts 1,000-yard rusher since 2016.
» In 2018, played in 11 regular-season games with 9 starts and started 2 postseason games at right guard…Made his first starts for Indianapolis at the Jets (10/14) and vs. Buffalo (10/21), the Colts' first back-to-back 200-yard rushing games since 1985…Part of an offensive line that did not allow a sack in 5 straight games, tying the 2008 Titans and 2010 Giants for the 3rd-longest streak since 1982.
» In his final season in Seattle in 2017, played in 10 games with 2 starts at right tackle.
» In 2016, started all 16 regular-season games and 2 postseason games at left guard for Seattle.
» As a rookie in 2015, played in 10 games for Seattle, including a start at right guard in the season finale at Arizona (1/3)…Made his NFL debut at Cincinnati (10/11).

COLLEGE

» Started all 25 games in which he played in 2 seasons at West Virginia…As a senior in 2014, named All-Big 12 first-team honors…Helped the Mountaineers average 228.2 rushing yards per game, which was the 2nd-most in the conference…Redshirted in 2012…Played at Lackawanna College in Scranton, Pa. from 2010-11.

OFF-THE-FIELD ACTIVITY

» Attended The Giants Foundation Golf Classic which raised over $400,000 for The Giants Foundation…Met with members from the Wounded Warriors Project during their visit at the Quest Diagnostic Training Facility to watch practice and enjoy a day with the Giants…Joined the NYPD to hand out turkeys and meal kits to members of the Bronx community.

PERSONAL

» Mark and his wife have 2 daughters…Majored in multidisciplinary studies…3-year starter on offense and defense at G.A.R. Memorial High School in Wilkes-Barre, Pa.…Helped lead the team to a 26-8 record…Earned Garrett Ford Academic Honor Roll recognition for his performance in the classroom.

MARK GLOWINSKI'S NFL REGULAR SEASON STATISTICS

DATE	TEAM	GP	GS	
2015	Seattle	10	1	
2016	Seattle	16	16	
2017	Seattle	10	2	
				Went from **Seattle** to **Indianapolis**.
2017	Indianapolis	0	0	
2017	TOTAL	10	2	
2018	Indianapolis	11	9	
2019	Indianapolis	16	16	
2020	Indianapolis	16	16	
2021	Indianapolis	16	14	
2022	N.Y. Giants	16	16	
2023	N.Y. Giants	6	4	
NFL TOTALS		**117**	**94**	

MARK GLOWINSKI'S NFL POSTSEASON STATISTICS

DATE	TEAM	GP	GS
2015	Seattle	0	0
2016	Seattle	2	2
2018	Indianapolis	2	2
2020	Indianapolis	1	1
2022	N.Y. Giants	2	2
NFL TOTALS		**7**	**7**

2023 GAME-BY-GAME REGULAR-SEASON STATISTICS (N.Y. GIANTS)

DATE	OPPONENT	P/S		W/L	SCORE
09/10	Dallas	S		L	0-40
09/17	at Arizona	P		W	31-28
09/21	at San Francisco		DID NOT PLAY (NON-INJURY)	L	12-30
10/02	Seattle	P		L	3-24
10/08	at Miami	S		L	16-31
10/15	at Buffalo	S		L	9-14
10/22	Washington	S		W	14-7
2023 TOTALS		**6-4**		**2-5**	



ERIC GRAY

RB

20

HEIGHT: 5-10
WEIGHT: 211
COLLEGE: OKLAHOMA
HOW ACQUIRED: D5-'23
NFL EXP.: R
GIANTS EXP.: R

TRANSACTIONS

» Originally a 5th-round (172nd pick overall) draft choice by the Giants in 2023.

2023 SEASON HIGHLIGHTS

» Recorded his first offensive carries of the season in Week 5 at Miami...Totaled 12 rushes for 25 yards.
» Made his NFL debut primarily as a returner in Week 1 vs. Dallas.

CAREER HIGHLIGHTS

» Played 2 years at Tennessee before transferring to Oklahoma for his final 2 seasons…Played 47 games played with 24 starts…Career totals included 549 rushing attempts for 3,089 yards (5.6-yard avg.) and 21 touchdowns, and 99 receptions for 827 yards (8.4-yard avg.) and 5 scores.
» In 2022, started all 12 regular-season games before opting out of the Cheez-It Bowl…Recorded career-high totals with 213 rushing attempts for 1,336 yards and 11 touchdowns, plus 33 catches (for 229 yards, tying the 2nd-highest figure of his career)…All-Big 12 2nd-team selection…Academic All-Big 12 first-team honoree…One of 3 recipients of program's Don Key Award (presented for excellence on and off the field).
» Produced the 9th-best single-season rushing total in Oklahoma history (1,366 yards) and rushed for 11 touchdowns on 213 carries…Led the Big 12 by averaging 6.4 yards-per-carry and was 2nd with 113.8 rushing yards a game…Had a conference-best 43 carries of at least 10 yards…Registered eight 100-yard rushing games and eclipsed 1,000 rushing yards for first time in his career…Reached 1,100-yard mark in 10 games (fastest by a Sooner since Adrian Peterson did it in 8 games in 2004)…Scored 2 touchdowns and ran for 163 yards on 28 carries at Texas Tech…Rushed for an OU career-best 211 yards and 2 scores at West Virginia…Rushed for 106 yards and 2 touchdowns and caught 8 passes for season-best 58 yards vs. Baylor…Tallied 176 rushing yards and 2 scores vs. Kansas.
» In his first season at Oklahoma in 2021, Played in all 13 games with 6 starts…Rushed for 412 yards and 2 touchdowns on 78 carries and added 23 receptions for 229 yards and 2 scores… Ran for a season-best 84 yards on 15 carries vs. Nebraska…Caught a 20-yard touchdown pass and ran for 74 yards on 9 carries vs. Western Carolina.
» In 2020 at Tennessee, played in 9 games with 5 starts…Did not play in season finale vs. Texas A&M…Scored a team-high 6 touchdowns (4 rushing, 2 receiving)...Ranked 8th in the SEC with 772 rushing yards, on 157 carries (4.9 yard avg.)…Led Vols in rushing in 7 of his 9 games and surpassed 100 rushing yards in 4 contests...Ranked 2nd on team with 30 receptions for a career-high 254 yards…Rushed for a season-high 173 yards and one touchdown while finishing with a team-high 49 receiving yards at Auburn…Made first career start vs. Alabama and rushed 19 times for a team-high 57 yards.
» As a freshman in 2019, was named to first-year SEC Academic Honor Roll…Played in all 13 games and led the team with 4 rushing touchdowns…Averaged 5.3 yards per carry and finished 2nd on the team with 539 rushing yards on 101 carries…Caught 13 passes for 115 yards and one touchdown…Combined for 366 total yards and 4 touchdowns over final 2 games vs. Indiana and Vanderbilt…Earned TaxSlayer Gator Bowl MVP honors after recording a game-high 120 all-purpose yards, recovering an onside kick and scoring the game-winning touchdown on a 16-yard run vs. vs. Indiana (1/2)…Named SEC Freshman of the Week after carrying 25 times for a career-high 246 yards and 3 touchdowns vs. Vanderbilt (11/30)…His 246 rushing yards vs. Commodores were the most by an SEC player on the year, most ever by a Tennessee true freshman and 5th-most in program history…Scored on a 94-yard run that was 2nd-longest rush in school history.

PERSONAL

» Majored in kinesiology at Tennessee and multidisciplinary studies at Oklahoma…Attended Lausanne Collegiate School in Memphis…Played in 2019 All-American Bowl…Tennessee Mr. Football winner in 2016, 2017 and 2018 (first 3-time honoree)...Two-time Tennessee Gatorade Player of the Year (2017 and 2018) and 2-time Memphis Commercial Appeal Offensive Player of the Year (2016 and 2017)...Led Lausanne to Division II-AA state titles as a sophomore and junior (2016 and 2017)…Set Tennessee state record with 138 career touchdowns…As a senior, rushed 241 times for 2,499 yards and 40 touchdowns and led Lausanne to state semifinals with an 11-1 record)…As a junior, had 323 carries for 3,151 yards and 45 touchdowns and led the team to a 13-0 record…Also had 268 receiving yards and 3 scores…Totaled 281 yards and 5 rushing touchdowns (39, 35, 19, 12 and 44 yards) in 41-13 state title-game win in 2017…In 2016, totaled 2,251 rushing yards and 38 touchdowns for a team that finished 14-0…Scored the game-winning touchdown on a 5-yard run with 2:35 left in the 2016 state championship game.
» Enrolled at Tennessee in January 2019…Father (Eric) played running back at Tennessee State from 1985-87 and was his running backs coach in high school...Uncle (Maurice Hall) played running back at Ohio State from 2001-04…Served as a middle school math tutor and raised money for Touchdowns Against Cancer (St. Jude Children's Research Hospital initiative)…Also ran track (sprinter) his first 3 years at Lausanne, setting career bests of 11.32 in the 100 meters and 23.94 in the 200 meters. Held a 3.5 GPA in high school.

REGULAR SEASON COMPARISON: RECEIVING - WASHINGTON COMMANDERS

DATE	OPP	W/L	GP/GS	REC	YDS.	AVG.	TD	LG	TGTS	YAC
10/22/23	NYG vs. WAS	W	P	0	0	0	0	0	0	0
TOTALS		**1/0**	**1/0**	**0**	**0**	**0**	**0**	**0**	**0**	**0**

ERIC GRAY'S NFL REGULAR SEASON RUSHING/RECEIVING STATISTICS

				RUSHING					RECEIVING				
DATE	TEAM	GP	GS	NO.	YDS.	AVG.	LG	TD	NO.	YDS.	AVG.	LG	TD
2023	N.Y. Giants	7	0	13	27	2.1	8	0	1	1	1.0	1	0
NFL TOTALS		**7**	**0**	**13**	**27**	**2.1**	**8**	**0**	**1**	**1**	**1.0**	**1**	**0**

ERIC GRAY'S NFL REGULAR SEASON RETURN STATISTICS

		KICKOFF RETURNS					PUNT RETURNS					
DATE	TEAM	RET.	YDS.	AVG.	LG	TD	NO.	FC	YDS.	AVG.	LG	TD
2023	N.Y. Giants	4	58	14.5	20	0	7	5	28	4.0	14	0
NFL TOTALS		**4**	**58**	**14.5**	**20**	**0**	**7**	**5**	**28**	**4.0**	**14**	**0**

SINGLE-GAME HIGHS: RUSHING/RECEIVING

Rush Attempts
12 at Miami Dolphins, Oct 08, 2023

Rushing Yards
25 at Miami Dolphins, Oct 08, 2023

Rushing Average
2.1 at Miami Dolphins, Oct 08, 2023

Longest Runs
8 at Miami Dolphins, Oct 08, 2023
5 at Miami Dolphins, Oct 08, 2023
4 at Miami Dolphins, Oct 08, 2023
3 at Miami Dolphins, Oct 08, 2023
3 at Miami Dolphins, Oct 08, 2023
...1 more at 3.

Receiving Yards
1 at Miami Dolphins, Oct 08, 2023

Longest Receptions
1 at Miami Dolphins, Oct 08, 2023

All-Purpose Yards
46 at Miami Dolphins, Oct 08, 2023
19 vs. Seattle Seahawks, Oct 02, 2023
19 at San Francisco 49ers, Sep 21, 2023
14 at Arizona Cardinals, Sep 17, 2023
7 at Buffalo Bills, Oct 15, 2023
...1 more at 7.

Kickoff Returns
1 vs. Seattle Seahawks, Oct 02, 2023
1 at San Francisco 49ers, Sep 21, 2023

Kickoff Return Yards
19 vs. Seattle Seahawks, Oct 02, 2023
16 at San Francisco 49ers, Sep 21, 2023

Longest Kickoff Return
20 at Miami Dolphins, Oct 08, 2023
19 vs. Seattle Seahawks, Oct 02, 2023
16 at San Francisco 49ers, Sep 21, 2023
3 at Buffalo Bills, Oct 15, 2023

Fair Catches
1 vs. Washington Commanders, Oct 22, 2023
1 at Buffalo Bills, Oct 15, 2023
1 at Miami Dolphins, Oct 08, 2023
...2 more at 1.

Punt Return Yards
14 at Arizona Cardinals, Sep 17, 2023
7 vs. Dallas Cowboys, Sep 10, 2023
4 at Buffalo Bills, Oct 15, 2023
3 at San Francisco 49ers, Sep 21, 2023

Longest Punt Return
14 at Arizona Cardinals, Sep 17, 2023
7 vs. Dallas Cowboys, Sep 10, 2023
4 at Buffalo Bills, Oct 15, 2023
3 at San Francisco 49ers, Sep 21, 2023

Punt Returns
2 at Buffalo Bills, Oct 15, 2023
1 vs. Seattle Seahawks, Oct 02, 2023
1 at San Francisco 49ers, Sep 21, 2023
1 at Arizona Cardinals, Sep 17, 2023
...1 more at 1.

2023 GAME-BY-GAME REGULAR-SEASON STATISTICS (N.Y. GIANTS)

			RUSHING					RECEIVING						
DATE	OPPONENT	P/S	NO.	YDS.	AVG.	LG	TD	NO.	YDS.	AVG.	LG	TD	W/L	SCORE
09/10	Dallas	P	0	0	0.0	0	0	0	0	0.0	0	0	L	0-40
09/17	at Arizona	P	0	0	0.0	0	0	0	0	0.0	0	0	W	31-28
09/21	at San Francisco	P	0	0	0.0	0	0	0	0	0.0	0	0	L	12-30
10/02	Seattle	P	0	0	0.0	0	0	0	0	0.0	0	0	L	3-24
10/08	at Miami	P	12	25	2.1	8	0	1	1	1.0	1	0	L	16-31
10/15	at Buffalo	P	1	2	2.0	2	0	0	0	0.0	0	0	L	9-14
10/22	Washington	P	0	0	0.0	0	0	0	0	0.0	0	0	W	14-7
2023 TOTALS		**7-0**	**13**	**27**	**2.1**	**8**	**0**	**1**	**1**	**1.0**	**1**	**0**	**2-5**	



SEAN HARLOW

C

65

HEIGHT: 6-4
WEIGHT: 298
COLLEGE: OREGON STATE
HOW ACQUIRED: FA-'23
NFL EXP.: 3RD YEAR
GIANTS EXP.: 1ST YEAR

TRANSACTIONS

» Originally a 4th-round (136th pick overall) draft choice by the Atlanta Falcons in 2017…Released on Sept. 1, 2018, and signed to the Indianapolis Colts' practice squad on Sept. 10, 2018… Released on Oct. 18, 2018 and signed to Atlanta's practice squad on Oct. 23, 2018…Signed to a reserve/future contract by Atlanta on Dec. 31, 2018….Released by the Falcons on Aug. 31, 2019, and signed to their practice squad on Sept. 1, 2019…Elevated to the Falcons' active roster on Nov. 9, 2019…Released on Nov. 23, 2019 and re-signed to Atlanta's practice squad on Nov. 25, 2019…Elevated to the Falcons' active roster on Dec. 20, 2019...Released by the Falcons on Sept. 5, 2020 and signed to their practice squad on Sept. 6, 2020….Elevated to Atlanta's active roster on Dec. 26, 2020…Signed to a reserve/future contact by the Arizona Cardinals on Jan. 6, 2021…Released by the Cardinals on Aug. 31, 2021 and signed to their practice squad on Sept. 1, 2021…Signed to the Cardinals' active roster on Sept. 25, 2021…Signed as a free agent by the Giants on Aug. 1, 2023.

CAREER HIGHLIGHTS

» Harlow has played in 33 regular-season games with 8 starts – 3 at center and 5 at left guard – for Atlanta and Arizona…Also played in one postseason game.
» In 2022, played in all 17 regular-season games for the Cardinals with 3 starts – at left guard vs. Kansas City (9/11) and at center vs. Philadelphia (10/9) and at Seattle (10/16).
» In 2021, played in 15 games with a career-high 5 starts, his first in the NFL…Made his Arizona debut at left guard at Jacksonville (9/26)…Started for the first time, at center, vs. Green Bay (10/28) ... Replaced injured offensive lineman Justin Pugh at left guard and injured long snapper Aaron Brewer at San Francisco 49ers (11/7)…Made the first of 4 consecutive starts at left guard vs. Carolina (11/14)..Started and played every snap at Seattle (11/21) and at Chicago (12/5)…Also started vs. the Rams (12/13)…made his playoff debut in the NFC Wild Card Game at the Rams (1/17).
» In 2020, spent the entire season on Atlanta's practice squad and did not play in a regular-season game.
» In 2019, played in one game for the Falcons, Nov. 17 at Carolina.

COLLEGE

» Started 37 games at Oregon State…As a senior in 2016, played in 9 games and earned 2nd-team All PAC-12 honors and served as a team captain…Helped the Beavers set a single-season school record with 5.2 yards per carry…In 2015, started all 7 games he played in prior to suffering a season-ending leg injury as a junior…Started a total of 21 games in his freshman and sophomore seasons.

PERSONAL

» Attended San Clemente (Calif.) High School, where he earned All-CIF, all-county and All-South Coast League honors as a junior and senior…Earned Cal-HI Sports first team All-State honors…Played in the Semper Fidelis All-America Bowl and earned PrepStar All-West Region honors…His father, Pat, was selected 11th overall by the New England Patriots in the 1991 NFL Draft and played 8 seasons with New England and Oakland.

SEAN HARLOW'S NFL REGULAR SEASON STATISTICS

DATE	TEAM	GP	GS	
2017	Atlanta	0	0	
2018	Cincinnati	0	0	
				Went from **Cincinnati** to **Indianapolis**.
2018	Indianapolis	0	0	
				Went from **Indianapolis** to **Atlanta**.
2018	Atlanta	0	0	
2018	TOTAL	0	0	
2019	Atlanta	1	0	
2020	Atlanta	0	0	
2021	Arizona	15	5	
2022	Arizona	17	3	
2023	Dallas	1	0	
				Went from **Dallas** to **N.Y. Giants**.
2023	N.Y. Giants	0	0	
2023	TOTAL	1	0	
NFL TOTALS		**34**	**8**	

SEAN HARLOW'S NFL POSTSEASON STATISTICS

DATE	TEAM	GP	GS
2017	Atlanta	0	0
2021	Arizona	1	0
NFL TOTALS		**1**	**0**

2023 GAME-BY-GAME REGULAR-SEASON STATISTICS (DALLAS/N.Y. GIANTS)

DATE	OPPONENT	P/S		W/L	SCORE
09/10	at N.Y. Giants		PRACTICE SQUAD	W	40-0
09/17	N.Y. Jets		PRACTICE SQUAD	W	30-10
09/24	at Arizona	P		L	16-28
10/01	New England		PRACTICE SQUAD	W	38-3
10/08	at San Francisco		PRACTICE SQUAD	L	10-42
10/16	at L.A. Chargers		PRACTICE SQUAD	W	20-17
			Went from **Dallas** to **N.Y. Giants**.		
10/22	Washington		DID NOT PLAY (NON-INJURY)	W	14-7
2023 TOTALS		**1-0**		**5-2**	



J.C. HASSENAUER

C

(Hass-IN-hour)

HEIGHT: 6-2
WEIGHT: 295
COLLEGE: ALABAMA
HOW ACQUIRED: FA-'23
NFL EXP.: 4TH YEAR
GIANTS EXP.: 1ST YEAR

63

TRANSACTIONS

» Originally signed as a rookie free agent by the Atlanta Falcons on May 1, 2018…Waived by Atlanta on Sept. 1, 2018, and signed to the Falcons' practice squad the following day…Waived by Atlanta on Oct. 23, 2018…Signed by the Pittsburgh Steelers on April 5, 2019…Waived by Pittsburgh on Aug. 31, 2019…Signed to Pittsburgh's practice squad on Nov. 21, 2019 and to the Steelers' active roster on Dec. 24, 2019…Signed as a free agent by the Giants on April 6, 2023.

CAREER HIGHLIGHTS

» Played in 45 regular-season games with 7 starts and in 2 postseason games with one start for the Steelers from 2020-22…Started 5 games at center and 2 at left guard in the regular season and at center in the playoffs.
» In 2022, played in all 17 regular-season games for Pittsburgh…Participated in 46 snaps on offense, including a season-high 41 vs. Cincinnati (11/20) and 71 snaps on special teams.
» In 2021, played in 13 regular-season games with 3 starts - 2 at center and one at left guard – and started the AFC Wild Card Game at Kansas City (1/16).
» In 2020, played in 15 regular-season games with a career-high 4 starts – 3 at center, one at left guard – and played in the AFC Wild Card Game at Cleveland (1/10)…Played one special teams snap in his NFL debut at the Giants…Started for the first time, at center, and played a career-high 72 offensive snaps vs. Baltimore (12/2)…Started and played 71 snaps the following week vs. Washington (12/9).
» In 2019, spent training camp with Pittsburgh and had a stint on the Steelers' practice squad...Promoted to the active roster for Week 17 at Baltimore.
» In 2018, spent training camp with Atlanta and had a stint on the Falcons' practice squad.

COLLEGE

» Hassenauer was at top offensive line reserve at Alabama from 2013-17…Played in 24 games with 3 starts, including the 2017 CFP National Championship Game…The Crimson Tide's offensive coordinator his final season was Brian Daboll…In 2016, played in 9 games as Alabama's backup center.

PERSONAL

» He and his wife Makaela have a son, Creed...Played at East Ridge High School in Woodbury, Minn...One of the nation's top center prospects and the consensus No. 2 player in Minnesota as a senior…Selected to participate in the 2014 Under Armour All-America Game…In 2013, selected a first-team All-State selection by the Minnesota State High School Football Coaches Association…In 2012, named honorable mention MSHSCA All-State choice.

J.C. HASSENAUER'S NFL REGULAR SEASON STATISTICS

DATE	TEAM	GP	GS
2018	Atlanta	0	0
2019	Pittsburgh	0	0
2020	Pittsburgh	15	4
2021	Pittsburgh	13	3
2022	Pittsburgh	17	0
2023	N.Y. Giants	0	0
NFL TOTALS		**45**	**7**

J.C. HASSENAUER'S NFL POSTSEASON STATISTICS

DATE	TEAM	GP	GS
2020	Pittsburgh	1	0
2021	Pittsburgh	1	1
NFL TOTALS		**2**	**1**

SINGLE-GAME HIGHS: RUSHING/RECEIVING

Miscellaneous Tackles 1 vs. Washington Football Team, Dec 07, 2020

2023 GAME-BY-GAME REGULAR-SEASON STATISTICS (N.Y. GIANTS)

DATE	OPPONENT	P/S		W/L	SCORE
09/10	Dallas		INJURED RESERVE	L	0-40
09/17	at Arizona		INJURED RESERVE	W	31-28
09/21	at San Francisco		INJURED RESERVE	L	12-30
10/02	Seattle		INJURED RESERVE	L	3-24
10/08	at Miami		INJURED RESERVE	L	16-31
10/15	at Buffalo		INJURED RESERVE	L	9-14
10/22	Washington		INJURED RESERVE	W	14-7
2023 TOTALS		**0-0**		**2-5**	



TRE HAWKINS III

CB

37

HEIGHT: 6-3
WEIGHT: 195
COLLEGE: OLD DOMINION
HOW ACQUIRED: D6-'23
NFL EXP.: R
GIANTS EXP.: R

TRANSACTIONS

» Originally a 6th-round (209th pick overall) draft choice by the Giants in 2023.

2023 SEASON HIGHLIGHTS

» Has totaled 18 tackles (11 solo) through 6 games played with 1 start.
» Made his NFL and starting debut in Week 1 vs. Dallas...Recorded 7 tackles, which tied for 2nd in total tackles among all NFL rookies...Was one of only 3 rookies drafted in the sixth round or later to start in Week 1.

CAREER HIGHLIGHTS

» Played 2 seasons at Trinity Valley Community College in Texas before spending his final 3 years at Old Dominion, which canceled its 2020 season due to the pandemic…In 2021-22, started all 25 games in which he played and recorded 133 tackles (98 solo), 5 stops for loss, 2 interceptions, 13 pass breakups, 3 forced fumbles and 3 fumble recoveries.
» In 2022, started all 12 games at cornerback...Finished 4th on the team with 57 tackles (44 solo)…Tied for the team lead with 2 interceptions and was 2nd on the squad with 6 pass breakups...Tied for the Sun Belt Conference lead with 3 fumbles recovered, forced 2 and blocked one kick…Had 7 tackles, including one for loss, at East Carolina…Recorded 7 tackles and intercepted a pass vs. Liberty...Registered 4 tackles, recovered one fumble and had an interception at Georgia State…Tallied 10 tackles, forced and recovered a fumble at Coastal Carolina…Named Sun Belt Defensive Player of the Week.
» In 2021, started all 13 games at cornerback…Recorded 76 tackles (54 solo), 4 stops for loss and 7 pass breakups...The 76 tackles are the most in a single season by an ODU cornerback...Had a career-high 9 tackles, including 3 for loss, at Wake Forest…Collected 8 tackles vs. Florida Atlantic...Registered 6 tackles and half a tackle for loss in the Myrtle Beach Bowl vs. Tulsa.
» In 2019, played in 8 games at Trinity Valley Community College…Finished with 26 tackles (11 solo), 2.5 tackles for loss and 4 pass breakups.
» In 2018, played in 9 games for Trinity Valley and had 18 tackles (13 solo), including one for loss, one pass breakup and one forced fumble.

PERSONAL

» Sport management major…Recorded 60 tackles, 7 pass breakups and 2 interceptions as a senior at Temple (Texas) High School…Helped Temple to a berth in the regional final…Also a standout sprinter on the track team…Son of Tausha Jackson.

REGULAR SEASON COMPARISON: DEFENSIVE - WASHINGTON COMMANDERS

				TACKLES										MISC	
DATE	OPP	W/L	GP/GS	TOT	SOLO	ASST	SACK	YDS.	INT	TFL	PD	QBH	TD	FF	FR
10/22/23	NYG vs. WAS	W	S	4	3	1	0.0	0.0	0	0	1	0	0	0	0
TOTALS		**1/0**	**1/1**	**4**	**3**	**1**	**0.0**	**0.0**	**0**	**0**	**1**	**0**	**0**	**0**	**0**

TRE HAWKINS III'S NFL REGULAR SEASON DEFENSIVE STATISTICS

				TACKLES								INTERCEPTIONS					O. FUMB				ST					MISC	
DATE	TEAM	GP	GS	TK	S	A	TFL	YDS	SK	YDS	QBH	NO	YDS	LG	TD	PD	FF	FR	TD	YDS	TK	S	A	FF	FR	S	A
2023	N.Y. Giants	7	2	22	14	8	0	0	0.0	0.0	0	0	0	0	0	1	0	0	0	0	0	0	0	0	0	0	0
NFL TOTALS		**7**	**2**	**22**	**14**	**8**	**0**	**0**	**0.0**	**0.0**	**0**	**0**	**0**	**0**	**0**	**1**	**0**	**0**	**0**	**0**	**0**	**0**	**0**	**0**	**0**	**0**	**0**

SINGLE-GAME HIGHS: DEFENSIVE

Total Tackles 7 vs. Dallas Cowboys, Sep 10, 2023
6 at San Francisco 49ers, Sep 21, 2023
4 vs. Washington Commanders, Oct 22, 2023
2 at Buffalo Bills, Oct 15, 2023
2 at Miami Dolphins, Oct 08, 2023

Solo Tackles 5 vs. Dallas Cowboys, Sep 10, 2023
3 vs. Washington Commanders, Oct 22, 2023
2 at Miami Dolphins, Oct 08, 2023
2 at San Francisco 49ers, Sep 21, 2023
1 at Buffalo Bills, Oct 15, 2023
...1 more at 1.

2023 GAME-BY-GAME REGULAR-SEASON STATISTICS (N.Y. GIANTS)

			TACKLES								INTERCEPTIONS					O. FUMB				ST					MISC			
DATE	OPPONENT	P/S	TK	S	A	SK	YDS	TFL	YDS	QBH	NO	YDS	LG	TD	PD	FF	FR	TD	YDS	TK	S	A	FF	FR	S	A	W/L	SCORE
09/10	Dallas	S	7	5	2	0.0	0.0	0	0	0	0	0	0	0	0	0	0	0	0	0	0	0	0	0	0	0	L	0-40
09/17	at Arizona	P	1	1	0	0.0	0.0	0	0	0	0	0	0	0	0	0	0	0	0	0	0	0	0	0	0	0	W	31-28
09/21	at San Francisco	P	6	2	4	0.0	0.0	0	0	0	0	0	0	0	0	0	0	0	0	0	0	0	0	0	0	0	L	12-30
10/02	Seattle	P	0	0	0	0.0	0.0	0	0	0	0	0	0	0	0	0	0	0	0	0	0	0	0	0	0	0	L	3-24
10/08	at Miami	P	2	2	0	0.0	0.0	0	0	0	0	0	0	0	0	0	0	0	0	0	0	0	0	0	0	0	L	16-31
10/15	at Buffalo	P	2	1	1	0.0	0.0	0	0	0	0	0	0	0	0	0	0	0	0	0	0	0	0	0	0	0	L	9-14
10/22	Washington	S	4	3	1	0.0	0.0	0	0	0	0	0	0	0	1	0	0	0	0	0	0	0	0	0	0	0	W	14-7
2023 TOTALS		**7-2**	**22**	**14**	**8**	**0.0**	**0.0**	**0**	**0**	**0**	**0**	**0**	**0**	**0**	**1**	**0**	**0**	**0**	**0**	**0**	**0**	**0**	**0**	**0**	**0**	**0**	**2-5**	

HAWKINS III'S COLLEGE DEFENSIVE STATISTICS

				TACKLES					INTERCEPTIONS			FUMBLES	
DATE	TEAM	GP	GS	S	A	TOT	TFL	SK	NO	TD	PD	FF	FR
2021	Old Dominion	13	13	54	22	76	4.0	0.0	0	0	7	1	0
2022	Old Dominion	12	12	44	13	57	1.0	0.0	2	0	6	2	3
COLLEGE TOTALS		**25**	**25**	**98**	**35**	**133**	**5.0**	**0.0**	**2**	**0**	**13**	**3**	**3**



ISAIAH HODGINS

WR

18

HEIGHT: 6-3
WEIGHT: 200
COLLEGE: OREGON STATE
HOW ACQUIRED: W(BUF)-'22
NFL EXP.: 3RD YEAR
GIANTS EXP.: 2ND YEAR

TRANSACTIONS

» Originally a 6th-round (207th pick overall) draft choice by the Buffalo Bills in 2020...Released by Buffalo on Aug. 31, 2021…Signed to Buffalo's practice squad on Sept. 1, 2021…Elevated to Buffalo's active roster on Dec. 24, 2021…Signed to Buffalo's active roster on Jan. 24, 2022…Released by Buffalo on Aug. 30, 2022…Signed to Buffalo's practice squad on Aug. 31, 2022…Elevated to Buffalo's active roster on Oct. 8, 2022…Released by Buffalo on Nov. 1, 2022…Awarded off waivers to the Giants on Nov. 2, 2022.

2023 SEASON HIGHLIGHTS

» Hauled in 4 catches for 40 yards (10.0 avg.) and 1 touchdown in the Week 2 win vs. Arizona (9/17).

CAREER HIGHLIGHTS

» Has played in 17 regular season games with 11 starts for Buffalo and the Giants and started both Giants' postseason games in which he played...Career totals include 47 receptions for 499 yards (10.6-yard avg.) and 5 touchdowns in the regular season and 9 catches for 108 yards (12.0-yard avg.) and one touchdown in the playoffs.
» In 2022, played in 11 games with 6 starts for Buffalo and the Giants…Totaled 37 receptions for 392 yards and 4 touchdowns, including 33 catches for 351 yards and all his scores for the Giants…His 4 touchdown receptions tied Richie James for the team lead…Scored 4 touchdowns in his last 5 regular-season games.
» Caught 2 passes for 41 yards, with a long of 26 yards, in his Giants debut, vs. Houston (11/13)…Scored his first career touchdown on a 6-yard pass from Daniel Jones and added 4 more catches vs. Washington (12/4)…Had 4 receptions for 38 yards, including a 2-yard touchdown, vs. Philadelphia (12/11).
» Posted career-high totals of 8 catches for 89 yards and scored on a 7-yard pass at Minnesota (12/24)…Followed with 4 receptions for 42 yards, including a 6-yard touchdown, vs. Indianapolis (1/1).
» In the NFC Wild Card Game at Minnesota (1/15), led the Giants with 8 receptions for a career-high 109 yards…Hodgins was the first Giants receiver to exceed 100 yards in a postseason game since Hakeem Nicks had 109 on 10 catches in the Giants' Super Bowl XLVI victory against New England on Feb. 5, 2012…Caught one pass for 3 yards in the divisional round at Philadelphia (1/23).
» Also played in 2 games for Buffalo in 2022 and caught his first 4 career passes for 41 yards vs. Pittsburgh (10/9).
» As a rookie in 2021, played in one game for Buffalo…Made his NFL debut at New England, where he played 4 offensive snaps (12/26).

COLLEGE

» Played in 34 games in 3 seasons at Oregon State, where he caught 176 passes for 2,322 yards (13.2-yard avg.) and 20 touchdowns (tied for the 2nd-most in school history)…Had 8 career 100-yard receiving games…As a junior in 2019, caught 86 passes for 1,171 yards (13.6-yard avg.) and 13 touchdowns to record the 2nd-most touchdown catches by a Beaver in a single season…Earned 2nd-team All-Pac 12 honors…As a sophomore, named honorable mention All-Pac as OSU's leading receiver, catching 59 passes for 876 yards (14.8-yard avg.) and 5 touchdowns…His 14 receptions against Nevada in 2018 are tied for the most in a single game by an Oregon State player, equaling Mike Hass (2004) and Brandin Cooks (2001)…As a freshman, caught 31 passes for 275 yards (8.9-yard avg.) and 2 touchdowns…Caught the game-winning touchdown in the 4th quarter against Portland State.

OFF-THE-FIELD ACTIVITY

» Met with members from the Wounded Warriors Project during their visit at the Quest Diagnostic Training Facility to watch practice and enjoy a day with the Giants.

PERSONAL

» Married to Maya and has a son, Isaiah Hodgins Jr., and a daughter, Selah, born this year...Son of James and Stephanie Hodgins…Has 2 brothers and one sister…His brother, Isaac, is a defensive lineman at Oregon State…His dad was an 8-year NFL veteran, playing fullback for the Rams, Cardinals and Jets...Favorite athlete is Kobe Bryant.

ISAIAH HODGINS' NFL REGULAR SEASON RUSHING/RECEIVING STATISTICS

				RECEIVING					RUSHING				
DATE	TEAM	GP	GS	NO.	YDS.	AVG.	LG	TD	NO.	YDS.	AVG.	LG	TD
2020	Buffalo	0	0	0	0	0.0	0	0	0	0	0.0	0	0
2021	Buffalo	1	0	0	0	0.0	0	0	0	0	0.0	0	0
2022	Buffalo	2	0	4	41	10.3	26	0	0	0	0.0	0	0
					Went from **Buffalo** to **N.Y. Giants**.								
2022	N.Y. Giants	9	6	33	351	10.6	29	4	0	0	0.0	0	0
2022	TOTAL	11	6	37	392	10.6	29	4	0	0	0.0	0	0
2023	N.Y. Giants	7	6	12	120	10.0	24	1	0	0	0.0	0	0
NFL TOTALS		**19**	**12**	**49**	**512**	**10.4**	**29**	**5**	**0**	**0**	**0.0**	**0**	**0**

ISAIAH HODGINS' NFL POSTSEASON RUSHING/RECEIVING STATISTICS

				RECEIVING					RUSHING				
DATE	TEAM	GP	GS	NO.	YDS.	AVG.	LG	TD	NO.	YDS.	AVG.	LG	TD
2020	Buffalo	0	0	0	0	0.0	0	0	0	0	0.0	0	0
2021	Buffalo	0	0	0	0	0.0	0	0	0	0	0.0	0	0
2022	N.Y. Giants	2	2	9	108	12.0	32	1	0	0	0.0	0	0
NFL TOTALS		**2**	**2**	**9**	**108**	**12.0**	**32**	**1**	**0**	**0**	**0.0**	**0**	**0**

SINGLE-GAME HIGHS: RECEIVING

Receptions
8 at Minnesota Vikings, Dec 24, 2022
5 vs. Washington Commanders, Dec 04, 2022
4 at Arizona Cardinals, Sep 17, 2023
4 vs. Indianapolis Colts, Jan 01, 2023
4 at Washington Commanders, Dec 18, 2022
4 vs. Philadelphia Eagles, Dec 11, 2022
...1 more at 4.

Receiving Yards
89 at Minnesota Vikings, Dec 24, 2022
44 vs. Washington Commanders, Dec 04, 2022
42 vs. Indianapolis Colts, Jan 01, 2023
41 vs. Houston Texans, Nov 13, 2022
41 vs. Pittsburgh Steelers, Oct 09, 2022

Receiving Average
11.1 at Minnesota Vikings, Dec 24, 2022
10.5 vs. Indianapolis Colts, Jan 01, 2023
10.3 at Dallas Cowboys, Nov 24, 2022
10.3 vs. Pittsburgh Steelers, Oct 09, 2022
10.0 at Arizona Cardinals, Sep 17, 2023

Longest Receptions
29 at Minnesota Vikings, Dec 24, 2022
26 vs. Houston Texans, Nov 13, 2022
26 vs. Pittsburgh Steelers, Oct 09, 2022
24 vs. Dallas Cowboys, Sep 10, 2023
20 vs. Detroit Lions, Nov 20, 2022
19 vs. Indianapolis Colts, Jan 01, 2023
...1 more at 19.

Receiving TDs
1 at Arizona Cardinals, Sep 17, 2023
1 vs. Indianapolis Colts, Jan 01, 2023
1 at Minnesota Vikings, Dec 24, 2022
1 vs. Philadelphia Eagles, Dec 11, 2022
...1 more at 1.

All-Purpose Yards
89 at Minnesota Vikings, Dec 24, 2022
44 vs. Washington Commanders, Dec 04, 2022
42 vs. Indianapolis Colts, Jan 01, 2023
41 vs. Houston Texans, Nov 13, 2022
41 vs. Pittsburgh Steelers, Oct 09, 2022

Most TDs
1 at Arizona Cardinals, Sep 17, 2023
1 vs. Indianapolis Colts, Jan 01, 2023
1 at Minnesota Vikings, Dec 24, 2022
1 vs. Philadelphia Eagles, Dec 11, 2022
...1 more at 1.

SINGLE-GAME HIGHS - POSTSEASON: RECEIVING

Receptions
8 at Minnesota Vikings, Jan 15, 2023

Receiving Yards
105 at Minnesota Vikings, Jan 15, 2023

Receiving Average
13.1 at Minnesota Vikings, Jan 15, 2023

Longest Receptions
32 at Minnesota Vikings, Jan 15, 2023
19 at Minnesota Vikings, Jan 15, 2023
14t at Minnesota Vikings, Jan 15, 2023
10 at Minnesota Vikings, Jan 15, 2023
9 at Minnesota Vikings, Jan 15, 2023

All-Purpose Yards
105 at Minnesota Vikings, Jan 15, 2023

Most TDs
1 at Minnesota Vikings, Jan 15, 2023

100-YARD RECEIVING GAMES (1): POSTSEASON

DATE	TEAM	NO.	YDS.	AVG.	LG	TD
01/15/23	at Minnesota	8	105	13.1	32	1

2022 GAME-BY-GAME REGULAR-SEASON STATISTICS (BUFFALO/N.Y. GIANTS)

			RECEIVING					RUSHING						
DATE	OPPONENT	P/S	NO.	YDS.	AVG.	LG	TD	NO.	YDS.	AVG.	LG	TD	W/L/T	SCORE
09/08	at L.A. Rams					PRACTICE SQUAD							W	31-10
09/19	Tennessee					PRACTICE SQUAD							W	41-7
09/25	at Miami					PRACTICE SQUAD							L	19-21
10/02	at Baltimore					PRACTICE SQUAD							W	23-20
10/09	Pittsburgh	P	4	41	10.3	26	0	0	0	0.0	0	0	W	38-3
10/16	at Kansas City	P	0	0	0.0	0	0	0	0	0.0	0	0	W	24-20
10/30	Green Bay					ON INACTIVE LIST							W	27-17
						Went from **Buffalo** to **N.Y. Giants**.								
11/13	Houston	P	2	41	20.5	26	0	0	0	0.0	0	0	W	24-16
11/20	Detroit	S	3	29	9.7	20	0	0	0	0.0	0	0	L	18-31
11/24	at Dallas	S	3	31	10.3	17	0	0	0	0.0	0	0	L	20-28
12/04	Washington	P	5	44	8.8	12	1	0	0	0.0	0	0	T	20-20
12/11	Philadelphia	S	4	38	9.5	15	1	0	0	0.0	0	0	L	22-48
12/18	at Washington	S	4	37	9.3	19	0	0	0	0.0	0	0	W	20-12
12/24	at Minnesota	P	8	89	11.1	29	1	0	0	0.0	0	0	L	24-27
01/01	Indianapolis	S	4	42	10.5	19	1	0	0	0.0	0	0	W	38-10
01/08	at Philadelphia	S	0	0	0.0	0	0	0	0	0.0	0	0	L	16-22
2022 TOTALS		**11-6**	**37**	**392**	**10.6**	**29**	**4**	**0**	**0**	**0.0**	**0**	**0**	**9-6-1**	

2023 GAME-BY-GAME REGULAR-SEASON STATISTICS (N.Y. GIANTS)

			RECEIVING					RUSHING						
DATE	OPPONENT	P/S	NO.	YDS.	AVG.	LG	TD	NO.	YDS.	AVG.	LG	TD	W/L	SCORE
09/10	Dallas	S	1	24	24.0	24	0	0	0	0.0	0	0	L	0-40
09/17	at Arizona	S	4	40	10.0	12	1	0	0	0.0	0	0	W	31-28
09/21	at San Francisco	S	0	0	0.0	0	0	0	0	0.0	0	0	L	12-30
10/02	Seattle	S	3	24	8.0	11	0	0	0	0.0	0	0	L	3-24
10/08	at Miami	S	2	19	9.5	15	0	0	0	0.0	0	0	L	16-31
10/15	at Buffalo	S	0	0	0.0	0	0	0	0	0.0	0	0	L	9-14
10/22	Washington	P	2	13	6.5	8	0	0	0	0.0	0	0	W	14-7
2023 TOTALS		**7-6**	**12**	**120**	**10.0**	**24**	**1**	**0**	**0**	**0.0**	**0**	**0**	**2-5**	

2022 GAME-BY-GAME POSTSEASON STATISTICS (N.Y. GIANTS)

			RECEIVING					RUSHING						
DATE	OPPONENT	P/S	NO.	YDS.	AVG.	LG	TD	NO.	YDS.	AVG.	LG	TD	W/L	SCORE
01/15	at Minnesota	S	8	105	13.1	32	1	0	0	0.0	0	0	W	31-24
01/21	at Philadelphia	S	1	3	3.0	3	0	0	0	0.0	0	0	L	7-38
2022 TOTALS		**2-2**	**9**	**108**	**12.0**	**32**	**1**	**0**	**0**	**0.0**	**0**	**0**	**1-1**	



DARNAY HOLMES

CB

30

HEIGHT: 5-10
WEIGHT: 195
COLLEGE: UCLA
HOW ACQUIRED: D4-'20
NFL EXP.: 4TH YEAR
GIANTS EXP.: 4TH YEAR

TRANSACTIONS

» Originally a 4th-round (110th pick overall) draft choice by the Giants in 2020.

CAREER HIGHLIGHTS

» Has played in 43 regular-season games with 11 starts and started both Giants postseason games in which he played…Career totals include 99 tackles (73 solo), 2 interceptions, 16 passes defensed, 4 quarterback hits, one fumble recovery, and 0.5 sack in the regular season…Has 7 tackles (4 solo) in the playoffs.
» In 2022, played in 15 games with 2 starts…Inactive vs. Washington with a shoulder injury (12/4) and was one of numerous regulars who did not play at Philadelphia (1/8)…Season totals include 38 tackles (28 solo), one quarterback hit, 8 passes defensed and one forced fumble…Twice tallied a season-high 6 tackles: 5 solo at Tennessee (9/11) and 4 solo at Minnesota (12/24).
» Forced a fumble by Robbie Anderson and recorded a quarterback hit on Baker Mayfield to go with one pass defensed in a start vs. Carolina (9/18)…Next started at Dallas and recorded a season-high 2 passes defensed (11/24)…Helped seal a Giants victory by breaking up a Taylor Heinicke pass in the end zone on the final play of the game at Washington (12/18).
» Totaled 6 tackles (3 solo) In the NFC Wild Card Game at Minnesota (1/15)…Added one solo tackle in the divisional round at Philadelphia (1/21).
» In 2021, played in 11 games with 4 starts and totaled 28 tackles (20 solo), 2 passes defensed, one interception, one quarterback hit and one special teams tackle…Added 5 kickoff returns for 97 yards.
» Tallied 3 tackles (1 solo), one quarterback hit and a pass defensed vs. Denver (9/12)…Registered 6 tackles (5 solo) in his first start of 2021 at Washington (9/16).
» Recorded his lone interception of the season when he picked off Jalen Hurts and returned it 15 yards vs. Philadelphia (11/28)…Holmes injured his ribs on the play and spent the rest of the season on injured reserve.
» As a rookie in 2020, Holmes played in 12 games with 5 starts…Inactive at Philadelphia (10/22) with a neck injury and vs. Arizona (12/13) and Cleveland (12/20) with a knee injury…Did not play at Baltimore (12/27)….Totaled 30 tackles (23 solo), one interception, one half-sack and 5 passes defensed.
» Started the season opener vs. Pittsburgh (9/14) and had 3 tackles (2 solo)…When Holmes and left tackle Andrew Thomas started vs. the Steelers, it was the 8th consecutive year at least one Giants rookie draft choice started the season opener, which was tied for the NFL's longest streak with Buffalo, Carolina, Jacksonville and Tampa Bay.
» Tallied 3 tackles (2 solo) and combined with linebacker Markus Golden for his first career sack, a 7-yard takedown of Dak Prescott, at Dallas (10/11)…Made 4 solo tackles and picked up the first fumble recovery of his career when he fell on a ball that linebacker Blake Martinez forced from the hands of running back Ronald Jones, who had just caught a 3-yard pass from Tom Brady vs. Tampa Bay (11/2)…Intercepted his first pass when he picked off a Russell Wilson pass in the 4th quarter at Seattle (12/6)…Wilson's pass caromed off running back Chris Carson's facemask and Tae Crowder's hand before Holmes grabbed it…Collected a season-high 5 tackles (4 solo) at Washington and at the Seahawks.

COLLEGE

» Played in 35 games with 33 starts in 3 seasons at UCLA…Career totals included 121 tackles (89 solo), 8 interceptions, 28 passes defensed, 2 forced fumbles and 2 fumble recoveries…Also averaged 23.1 yards on 38 kickoff returns, including a 93-yard touchdown…In 2019, started all 10 games in which he played…Selected honorable mention All-Pac-12…Finished with 34 tackles (24 solo)…Led the Bruins with 2 interceptions and was credited with 8 passes defensed…In 2018, started all 12 games and was selected honorable mention All-Pac-12 after leading the team with 3 interceptions, including one he returned 31 yards for a touchdown vs. Arizona State, a career-high 12 passes defensed and 2 forced fumbles…Enrolled at UCLA in January 2017, and as a freshman, played in 13 games with 11 starts…Holmes and defensive lineman Jaelan Phillips were the first pair of true freshmen defenders to start a season opener for the Bruins...Led the team with 3 interceptions, including one he returned 30 yards for a touchdown vs. Hawaii (9/9)…Collected 39 tackles (29 solo) and 6 passes defensed.

OFF-THE-FIELD ACTIVITY

» Assisted in the creation of the Pasadena Giants Youth Football and Cheer program in his hometown of Pasadena to help prepare children for the future and promote their love of the game…Contributed grants through the NFL Foundation to the Pasadena Giants and Life Builders Inc., which provides mentorship services to children and adults…Attended the United Way of New York City's Gridiron Gala Kickoff event at the Vanderbilt Club in New York City…Attended Xavier McKinney's All-Star Bowling event to benefit the United Way of New York City's ReadNYC Campaign…Partnered with Stop and Shop to meet and distribute meals to members of the Bronx community…Met with members from the Wounded Warriors Project during their visit at the Quest Diagnostic Training Facility to watch practice and enjoy a day with the Giants.

PERSONAL

» Earned a bachelor's degree in African American studies in 3 years…Has a daughter, Nalani...Full name is Darnay Darius Robert Holmes…Started his prep career at Oaks Christian before transferring to Newbury Park High School for his sophomore season, playing with his older brother, Darick Jr., and catching 87 passes for 1,349 yards and 15 touchdowns…Transferred to Calabasas High School in Calif. for his junior and senior seasons, leading the program to back-to-back section titles for the first time in school history…Concluded career with 39 touchdown catches…As a senior in 2015, had 69 receptions for 1,214 yards and 14 touchdowns, plus 30 tackles on defense…Also returned kickoffs…Invited to the U.S. Army All-America Bowl Game...Father, Darick Holmes, was an NFL running back from 1995-99 and rushed for 1,769 yards and 11 touchdowns for Buffalo, Green Bay and Indianapolis…Brother played wide receiver at Arizona from 2015-18…Also has an older sister, Derica...Earned a spot on the athletic director's Academic Honor Roll in Spring 2018 and Fall 2018.

DARNAY HOLMES' NFL REGULAR SEASON DEFENSIVE STATISTICS

				TACKLES								INTERCEPTIONS					O. FUMB				ST					MISC	
DATE	TEAM	GP	GS	TK	S	A	TFL	YDS	SK	YDS	QBH	NO	YDS	LG	TD	PD	FF	FR	TD	YDS	TK	S	A	FF	FR	S	A
2020	N.Y. Giants	12	5	30	23	7	0	0	0.5	3.5	2	1	0	0	0	5	0	1	0	0	0	0	0	0	0	0	0
2021	N.Y. Giants	11	4	28	20	8	0	0	0.0	0.0	1	1	15	15	0	2	0	0	0	0	1	1	0	0	0	0	0
2022	N.Y. Giants	15	2	38	28	10	2	3	0.0	0.0	1	0	0	0	0	8	1	0	0	0	0	0	0	0	0	0	0
2023	N.Y. Giants	6	0	3	2	1	1	5	0.0	0.0	0	0	0	0	0	1	0	0	0	0	2	2	0	0	0	0	0
NFL TOTALS		**44**	**11**	**99**	**73**	**26**	**3**	**8**	**0.5**	**3.5**	**4**	**2**	**15**	**15**	**0**	**16**	**1**	**1**	**0**	**0**	**3**	**3**	**0**	**0**	**0**	**0**	**0**

DARNAY HOLMES' NFL POSTSEASON DEFENSIVE STATISTICS

				TACKLES								INTERCEPTIONS					O. FUMB				ST					MISC	
DATE	TEAM	GP	GS	TK	S	A	TFL	YDS	SK	YDS	QBH	NO	YDS	LG	TD	PD	FF	FR	TD	YDS	TK	S	A	FF	FR	S	A
2022	N.Y. Giants	2	2	7	4	3	2	4	0.0	0.0	0	0	0	0	0	0	0	0	0	0	0	0	0	0	0	0	0
NFL TOTALS		**2**	**2**	**7**	**4**	**3**	**2**	**4**	**0.0**	**0.0**	**0**	**0**	**0**	**0**	**0**	**0**	**0**	**0**	**0**	**0**	**0**	**0**	**0**	**0**	**0**	**0**	**0**

DARNAY HOLMES' NFL REGULAR SEASON RETURN STATISTICS

		KICKOFF RETURNS					PUNT RETURNS					
DATE	TEAM	RET.	YDS.	AVG.	LG	TD	NO.	FC	YDS.	AVG.	LG	TD
2020	N.Y. Giants	0	0	0.0	0	0	0	0	0	0.0	0	0
2021	N.Y. Giants	5	97	19.4	23	0	0	0	0	0.0	0	0
2022	N.Y. Giants	0	0	0.0	0	0	1	0	0	0.0	0	0
2023	N.Y. Giants	0	0	0.0	0	0	0	0	0	0.0	0	0
NFL TOTALS		**5**	**97**	**19.4**	**23**	**0**	**1**	**0**	**0**	**0.0**	**0**	**0**

DARNAY HOLMES' NFL POSTSEASON RETURN STATISTICS

		KICKOFF RETURNS					PUNT RETURNS					
DATE	TEAM	RET.	YDS.	AVG.	LG	TD	NO.	FC	YDS.	AVG.	LG	TD
2022	N.Y. Giants	0	0	0.0	0	0	0	0	0	0.0	0	0
NFL TOTALS		**0**	**0**	**0.0**	**0**	**0**	**0**	**0**	**0**	**0.0**	**0**	**0**

SINGLE-GAME HIGHS: DEFENSIVE

Total Tackles
6 at Minnesota Vikings, Dec 24, 2022
6 at Tennessee Titans, Sep 11, 2022
6 at Washington Football Team, Sep 16, 2021
5 vs. Las Vegas Raiders, Nov 07, 2021
...2 more at 5.

Solo Tackles
5 at Tennessee Titans, Sep 11, 2022
5 at Washington Football Team, Sep 16, 2021
4 at Minnesota Vikings, Dec 24, 2022
4 vs. Detroit Lions, Nov 20, 2022
...4 more at 4.

Sacks
0.5 at Dallas Cowboys, Oct 11, 2020

Passes Defensed
2 at Dallas Cowboys, Nov 24, 2022
2 at Dallas Cowboys, Oct 11, 2020
1 at Minnesota Vikings, Dec 24, 2022
1 at Washington Commanders, Dec 18, 2022
...9 more at 1.

Fumble Recoveries
1 vs. Tampa Bay Buccaneers, Nov 02, 2020

Tackles For Loss
1 at San Francisco 49ers, Sep 21, 2023
1 vs. Indianapolis Colts, Jan 01, 2023
1 vs. Houston Texans, Nov 13, 2022

Interceptions
1 vs. Philadelphia Eagles, Nov 28, 2021
1 at Seattle Seahawks, Dec 06, 2020

Interception Return Yards
15 vs. Philadelphia Eagles, Nov 28, 2021

Special Teams Tackles
1 at San Francisco 49ers, Sep 21, 2023
1 vs. Atlanta Falcons, Sep 26, 2021

SINGLE-GAME HIGHS - POSTSEASON: DEFENSIVE

Total Tackles 6 at Minnesota Vikings, Jan 15, 2023
1 at Philadelphia Eagles, Jan 21, 2023

Solo Tackles 3 at Minnesota Vikings, Jan 15, 2023
1 at Philadelphia Eagles, Jan 21, 2023

Tackles For Loss 2 at Minnesota Vikings, Jan 15, 2023

2023 GAME-BY-GAME REGULAR-SEASON STATISTICS (N.Y. GIANTS)

			TACKLES								INTERCEPTIONS					O. FUMB				ST					MISC			
DATE	OPPONENT	P/S	TK	S	A	SK	YDS	TFL	YDS	QBH	NO	YDS	LG	TD	PD	FF	FR	TD	YDS	TK	S	A	FF	FR	S	A	W/L	SCORE
09/10	Dallas	P	0	0	0	0.0	0.0	0	0	0	0	0	0	0	0	0	0	0	0	0	0	0	0	0	0	0	L	0-40
09/17	at Arizona																										W	31-28
09/21	at San Francisco	P	1	1	0	0.0	0.0	1	5	0	0	0	0	0	1	0	0	0	0	1	1	0	0	0	0	0	L	12-30
10/02	Seattle	P	0	0	0	0.0	0.0	0	0	0	0	0	0	0	0	0	0	0	0	0	0	0	0	0	0	0	L	3-24
10/08	at Miami	P	0	0	0	0.0	0.0	0	0	0	0	0	0	0	0	0	0	0	0	0	0	0	0	0	0	0	L	16-31
10/15	at Buffalo	P	2	1	1	0.0	0.0	0	0	0	0	0	0	0	0	0	0	0	0	0	0	0	0	0	0	0	L	9-14
10/22	Washington	P	0	0	0	0.0	0.0	0	0	0	0	0	0	0	0	0	0	0	0	1	1	0	0	0	0	0	W	14-7
2023 TOTALS		**6-0**	**3**	**2**	**1**	**0.0**	**0.0**	**1**	**5**	**0**	**0**	**0**	**0**	**0**	**1**	**0**	**0**	**0**	**0**	**2**	**2**	**0**	**0**	**0**	**0**	**0**	**2-5**	



JALIN HYATT

WR

13

HEIGHT: 6-0
WEIGHT: 185
COLLEGE: TENNESSEE
HOW ACQUIRED: D3-'23
NFL EXP.: R
GIANTS EXP.: R

TRANSACTIONS

» Originally a 3rd-round (73rd pick overall) draft choice by the Giants in 2023.

2023 SEASON HIGHLIGHTS

» Has played in 6 games as a rookie with 7 catches for 120 yards...Is tied for 3rd among all rookies in yards per catch (17.1, min. 5 receptions).
» Recorded his 1st career reception on a 58-yard catch-and-run in Week 2 at Arizona...The catch was the longest reception by a Giants rookie since Paul Perkins had a 67-yard reception at Minnesota (10/3/16)...Totaled 2 catches for 89 yards in the win.
» Made his career debut in Week 1 vs. Dallas.

CAREER HIGHLIGHTS

» Hyatt was one of the most explosive and dynamic playmakers in college football at Tennessee…Played in 35 games with 14 starts in 3 seasons…Finished with 108 receptions for 1,769 yards (16.4-yard avg.) and 19 touchdowns, the latter figure tying him with Peerless Price for 4th in program history…Recorded 5 games with more than 100 receiving yards receiving and 5 with multiple touchdown receptions...Of his 108 catches, 52 went for 10+ yards, 30 for 20+ yards, 21 for 30+ yards and 12 for 40+ yards…Hyatt was the first player in program history to win the Biletnikoff Award, presented annually to the most outstanding receiver in the FBS…Holds Tennessee records for single-game touchdown receptions (5 vs. Alabama on 10/15/22), single-game points scored (30 vs. Alabama on 10/15/22) and single-season receiving touchdowns (15 in 2022)...Declared for the 2023 NFL Draft following his 2022 junior season.
» In 2022, started all 12 regular-season games…Opted out of the Orange Bowl…Captured the Biletnikoff Award as the nation's best receiver…Became Tennessee's 13th unanimous first-team All-American and the first since defensive back Eric Berry in 2009…Hyatt was the first wide receiver in program history to achieve that feat…Was UT's 36th consensus All-American and first since defensive lineman Derek Barnett in 2016.
» Tallied 67 receptions for 1,267 yards (18.9-yard avg.), a school-record 15 touchdowns, and 105.6 yards a game, all career highs…Finished 2nd in the FBS and first in the Power Five in receiving touchdowns…Led the SEC in receiving yards, touchdowns, receptions per game (5.6) and receiving yards per game…His 15 receiving scores tied for 6th in SEC single-season history, while his 1,267 yards finished 2nd in school history – 31 yards shy of Robert Meachem' record in 2006.
» Unanimous first-team All-SEC selection…Led the nation in 40+ yard receptions (11), 50+ yard catches (7) and 60+ yard catches (5)…His 11 40+ yard catches were better than 8 SEC teams' season total…Led SEC with 100-yard receiving games…Had multiple receiving touchdowns in each of 4 consecutive games from Oct. 8-29 to become the first Vol to accomplish that feat.
» Caught 7 passes for 146 yards and one touchdown in the home finale vs. Missouri…Collected 5 receptions for 138 yards and 2 touchdowns vs. Kentucky…Had 7 catches for 174 yards and 2 scores vs. UT Martin.
» Produced the greatest single-game receiving performance in school history in a victory vs. No. 3 Alabama on Oct. 15, with 6 receptions for 207 yards and a school-record 5 touchdowns...Registered the longest catch of his career, a 78-yard catch-and-run, and also had scoring receptions of 36, 11, 60 and 13 yards...His 5 touchdown catches surpassed the previous program mark of 3 by 12 different Vols...Tied the SEC record for single-game touchdowns, last accomplished by Alabama's DeVonta Smith in 2019...Hyatt's 30 points by touchdown tied the program record for a single-game, matching Gene McEver's 5 five rushing touchdowns in 1929...Became the first player to register 3 or more touchdowns and 100 receiving yards or more vs. Alabama in the Nick Saban era…Was the first FBS player with 5 or more receiving touchdowns vs. an AP top-5 team since NC State's Torry Holt vs. No. 3 Florida State on Nov. 8, 1997…Named National and SEC Offensive Player of the Week.
» As a sophomore in 2021, played in all 13 games with one start…Caught 21 passes for 226 yards and 2 scores…Had 3 receptions for 35 yards and one touchdown in the Music City Bowl vs. Purdue…Tied his then career high with 5 receptions, for 24 yards, vs. Georgia (11/13)...Had season-long 41 yard catch-and-run at Kentucky (11/6)…Caught a 3-yard slant for the opening touchdown and contributed 3 receptions for 21 yards vs. South Carolina.
» In 2020, was one of the SEC's best freshman wide receivers…Played in all 10 games with one start...Ranked 2nd on the team with 20 receptions for 276 yards and 2 touchdowns…Among SEC true freshmen, ranked 6th in receiving yards, 3rd in receiving touchdowns and 3rd in yards-per-catch (13.8)…Made his first career start in the season finale vs. Texas A&M…Posted a then career high with 5 catches for 81 yards and scored his 2nd touchdown at Vanderbilt…Had 2 catches for a then career-high 86 yards and caught his first career touchdown on a 38-yard reception vs. (10/24)…Tallied his first 2 career catches, for 54 yards, vs. Missouri…Made his Tennessee debut in season-opening win in his home state at South Carolina.

PERSONAL

» Recreation and sport management major…Grew up in Irmo, just outside Columbia, S.C., and started playing flag football at age 5 at the

YMCA…Played basketball and youth football (wide receiver and quarterback) throughout middle school and was also a ball boy for Dutch Fork High School from 3-6 grade…Finished his 3-year varsity career at Dutch Fork with 180 catches for 3,624 yards and 57 touchdowns…As a sophomore at Dutch Fork in 2017, caught 43 passes for 947 yards and 10 touchdowns. As a junior, had 71 receptions for 1,316 yards and 21 touchdowns and earned 2nd-team all-state honors for a team that went 13-0 and a state championship…As a senior, led the team to another title (the program's 4th in a row) and scored 3 touchdowns, including the game-winner in overtime, in the championship game…With 66 catches for 1,361 yards and 26 touchdowns, named first-team all-state and was a finalist for South Carolina's Mr. Football…Member of the 2019 SCFCA Class 5A All-State Team and 2018 All-USA South Carolina 2nd-team selection.

» Hyatt also participated in strength competitions in high school and was an All-American in track (sprints and relays) as a junior, setting personal bests in the 100 meters (10.46) and 200 meters (21.14)…His father (Jamie) was a professional cyclist and his mother (Enevelyn) was an all-state sprinter in high school… Recipient of the Dr. Eric W. Barton Football Scholarship and the Michael & Christy Coffey Athletic Scholarship Endowment.

REGULAR SEASON COMPARISON: RECEIVING - WASHINGTON COMMANDERS

DATE	OPP	W/L	GP/GS	REC	YDS.	AVG.	TD	LG	TGTS	YAC
10/22/23	NYG vs. WAS	W	S	2	75	37.5	0	42	5	2
TOTALS		**1/0**	**1/1**	**2**	**75**	**37.5**	**0**	**42**	**5**	**2**

JALIN HYATT'S NFL REGULAR SEASON RUSHING/RECEIVING STATISTICS

				RECEIVING					RUSHING				
DATE	TEAM	GP	GS	NO.	YDS.	AVG.	LG	TD	NO.	YDS.	AVG.	LG	TD
2023	N.Y. Giants	7	1	9	195	21.7	58	0	0	0	0.0	0	0
NFL TOTALS		**7**	**1**	**9**	**195**	**21.7**	**58**	**0**	**0**	**0**	**0.0**	**0**	**0**

JALIN HYATT'S NFL REGULAR SEASON RETURN STATISTICS

		KICKOFF RETURNS					PUNT RETURNS					
DATE	TEAM	RET.	YDS.	AVG.	LG	TD	NO.	FC	YDS.	AVG.	LG	TD
2023	N.Y. Giants	0	0	0.0	0	0	0	0	0	0.0	0	0
NFL TOTALS		**0**	**0**	**0.0**	**0**	**0**	**0**	**0**	**0**	**0.0**	**0**	**0**

SINGLE-GAME HIGHS: RECEIVING

Receptions
3 at Buffalo Bills, Oct 15, 2023
2 vs. Washington Commanders, Oct 22, 2023
2 vs. Seattle Seahawks, Oct 02, 2023
2 at Arizona Cardinals, Sep 17, 2023

Receiving Yards
89 at Arizona Cardinals, Sep 17, 2023
75 vs. Washington Commanders, Oct 22, 2023
21 at Buffalo Bills, Oct 15, 2023
10 vs. Seattle Seahawks, Oct 02, 2023

Receiving Average
7.0 at Buffalo Bills, Oct 15, 2023

Longest Receptions
58 at Arizona Cardinals, Sep 17, 2023
42 vs. Washington Commanders, Oct 22, 2023
33 vs. Washington Commanders, Oct 22, 2023
31 at Arizona Cardinals, Sep 17, 2023
12 at Buffalo Bills, Oct 15, 2023

All-Purpose Yards
89 at Arizona Cardinals, Sep 17, 2023
75 vs. Washington Commanders, Oct 22, 2023
21 at Buffalo Bills, Oct 15, 2023
10 vs. Seattle Seahawks, Oct 02, 2023

2023 GAME-BY-GAME REGULAR-SEASON STATISTICS (N.Y. GIANTS)

			RECEIVING					RUSHING						
DATE	OPPONENT	P/S	NO.	YDS.	AVG.	LG	TD	NO.	YDS.	AVG.	LG	TD	W/L	SCORE
09/10	Dallas	P	0	0	0.0	0	0	0	0	0.0	0	0	L	0-40
09/17	at Arizona	P	2	89	44.5	58	0	0	0	0.0	0	0	W	31-28
09/21	at San Francisco	P	0	0	0.0	0	0	0	0	0.0	0	0	L	12-30
10/02	Seattle	P	2	10	5.0	7	0	0	0	0.0	0	0	L	3-24
10/08	at Miami	P	0	0	0.0	0	0	0	0	0.0	0	0	L	16-31
10/15	at Buffalo	P	3	21	7.0	12	0	0	0	0.0	0	0	L	9-14
10/22	Washington	S	2	75	37.5	42	0	0	0	0.0	0	0	W	14-7
2023 TOTALS		**7-1**	**9**	**195**	**21.7**	**58**	**0**	**0**	**0**	**0.0**	**0**	**0**	**2-5**	



TRANSACTIONS

» Originally a first-round (18th pick overall) draft choice by the Tennessee Titans in 2017…Released by Tennessee on March 16, 2021…Signed as a free agent by the Giants on March 23, 2021.

CAREER HIGHLIGHTS

» Has played in 75 regular-season games with 69 starts and started all 8 postseason games in which he played for Tennessee and the Giants…Career totals include 335 tackles (281 solo), 3 interceptions, 50 passes defensed, 9 tackles for loss, 4 forced fumbles and 4 fumble recoveries in the regular season…Also averaged 22.3 yards on 27 kickoff returns and 8.4 yards on 56 punt returns…In the playoffs, he has 38 tackles (33 solo) and 5 passes defensed.

» In 2022, Jackson started all 10 regular season and 2 postseason games in which he played…Missed the final 7 regular-season games with a knee injury he suffered on a punt return vs. Detroit (11/20)…Totaled 51 tackles (40 solo), 2 tackles for loss, 7 passes defensed, one forced fumble and 2 fumble recoveries…Had a season-high 7 tackles on 3 occasions: 6 solo vs. Dallas (9/26) and at Jacksonville (10/23), and 5 solo at Green Bay (10/9)…Had 14 tackles (11 solo) and one tackle for loss in the playoffs.

» Recorded the first defensive fumble recovery in his career vs. Carolina on the Panthers' first offensive possession (9/18)…Forced a fumble and recovered it on the Seahawks' 2-yard line to set up a Giants' rushing touchdown 2 plays later at Seattle (10/30)...It was his 4th career forced fumble and first since Dec. 31, 2017 vs. Jacksonville.

» Totaled 7 tackles in each postseason game – 6 solo in the NFC Wild Card Game at Minnesota (1/14) and 5 solo in the divisional round at Philadelphia (1/21)...Also posted one tackle for loss at Philadelphia.

» In his first season with the Giants in 2021, played in 13 games with 12 starts…Inactive at Miami (12/5) and at the Chargers (12/12) with a quad injury…Did not play vs. Dallas (12/19) and at Philadelphia (12/26) when he was on the Reserve/COVID-19 list…Totaled 62 tackles (47 solo), 8 passes defensed, one interception and one tackle for loss.

» Made 5 tackles (3 solo) in his Giants debut vs. Denver (9/12)…Tallied 5 tackles (4 solo) and his first 2 passes defensed of the season at Washington (9/16)…Recorded 7 tackles at New Orleans (10/3) and at Dallas (10/10)…Posted one pass defensed in 5 consecutive games from Oct. 24-Nov. 28…Tied his career high with 12 tackles (8 solo) at Kansas City (11/7)…Recorded his lone interception of the season at Tampa Bay (11/22), when he picked off a Tom Brady pass and returned it 10 yards.

» In 2020, played in the final 3 regular-season games with 2 starts for Tennessee…Missed the first 13 games with a knee injury he suffered in training camp…Finished with 12 tackles (9 solo)…Had 2 tackles (one solo) in his season debut vs. Detroit (12/20)…Made his first start of the season and had 6 tackles (4 solo) at Green Bay (12/27)…Contributed 4 unassisted stops at Houston (1/3)…Started in an AFC Wild Card Game and had a career postseason-high 8 solo tackles vs. Baltimore (1/10).

» In 2019, played in 11 regular-season games with 10 starts for Tennessee and started all 3 postseason games…Inactive for the season's final 5 regular-season games with a knee injury suffered at Indianapolis (12/1)…Posted 40 tackles (36 solo), 2 stops for loss and 7 passes defensed…Returned 3 punts for 26 yards and 2 kickoffs for 23 yards…Collected 9 tackles (8 solo) and a team-best 6 passes defensed in the playoffs… Had 8 tackles (6 solo) and 2 passes defensed vs. Kansas City (11/10)…Recorded a career-high 12 tackles (10 solo), including one for loss and one pass defensed at Jacksonville (12/24)…Credited with 4 solo stops in the AFC Championship Game at Kansas City (1/19).

» In 2018, played in all 16 games with 13 starts…Ranked 3rd on the team with 2 interceptions and 2nd with 11 passes defensed…Tallied 69 tackles (62 solo), including 3 stops for loss…Averaged 9.3 yards on 16 punt returns…Tied for the team lead in passes defensed five times in 2018…Collected his first career interception (off of Deshaun Watson on a deep pass intended for DeAndre Hopkins in the end zone in the 2nd quarter) and had 6 solo tackles and 2 passes defensed vs. Houston (9/16)…Recorded 2 tackles and intercepted a Josh Allen pass intended for Andre Holmes that he returned 7 yards at Buffalo (10/7)…Registered 8 solo tackles vs. Baltimore (10/14) and a season-high 9 tackles, all unassisted, at Indianapolis (11/18).

» As a rookie in 2017, started all 16 regular-season games and both of the Titans' postseason games at cornerback…Led the team with a career-high 23 passes defensed…Registered 67 tackles (58 solo), 4 stops for loss and 3 forced fumbles… Returned 34 punts for an 8.5-yard average and 25 kickoffs for a 23.1-yard average…In the playoffs, tallied 7 tackles (6 solo) and 3 passes defensed…Averaged 4.5 yards on 4 punt returns and 21.0 yards on 6 kickoff returns…Led or tied for the team lead in passes defensed 8 times…Made his NFL debut vs. Oakland (9/10) and posted 4 solo tackles and a team-high 2 passes defensed….Returned one kickoff for 35 yards and one punt for 5 yards…Collected a season and team-high 11 solo tackles at Pittsburgh (11/16) and 8 unassisted stops at San Francisco (12/17)…Tallied 4 solo tackles in his postseason debut in an AFC Wild Card Game at Kansas City (1/6).

COLLEGE

» In 3 seasons at Southern California, played in 40 games with 37 starts (34 at cornerback, one at safety, one at wide receiver and one concurrently at cornerback and wide receiver)…Recorded 139 tackles, 6 stops for loss, 29 passes defensed, 6 interceptions including one returned for a touchdown,

3 fumble recoveries and 2 forced fumbles…On offense, notched 39 receptions for 628 yards and 6 touchdowns and 15 carries for 92 yards…As a return specialist, averaged 27.1 yards on 79 kickoff returns with 4 touchdowns and 12.6 yards on 46 punt returns with 4 scores…Scored 15 career touchdowns in 4 different ways: via reception (6), interception (one), kickoff return (4) and punt return (4).

- Tied the NCAA records for most career touchdowns on both kick (8) and all (9) returns…Owns the USC career records for kickoff returns (79) and yardage (2,141 yards) and his 27.1-yard average is 2nd in school history…His 4 punt return touchdowns are tied for the school record.
- As a junior in 2016, started all 13 games at cornerback…Collected 55 tackles, 2 for loss and team-high totals of 11 deflections, 5 interceptions and 2 fumble recoveries…Averaged 29.5 yards on 26 kickoff returns with 2 touchdowns and 15.8 yards on 20 punt returns with 2 scores…Had 7 carries for 51 yards and 2 receptions for 76 yards with a touchdown while playing 18 plays on offense…Ranked 2nd nationally in both punt and kickoff return touchdowns….Won the Thorpe Award as the nation's best defensive back and one of 4 finalists for both the Hornung Award and Lott IMPACT Trophy…Named a consensus first-team All-America by the AP (cornerback), Football Writers (punt returner), Football Coaches (all-purpose player), Walter Camp (defensive back; 2nd team kick returner), Sporting News (cornerback), ESPN (all-purpose player), Sports Illustrated (all-purpose player; 2nd team returner), Phil Steele (punt returner; 2nd team all-purpose player and 3rd team defensive back and kick returner) and a 2nd-teamer by USA Today (returner).
- Named the 2016 Pac-12 Defensive Player of the Year and first-team All-Pac-12 at 2 positions (defensive back and return specialist)…A team captain, named USC's most valuable player (the first Trojan to repeat as team MVP since 2004-05) as well as USC's Special Teams Player of the Year and Defensive Perimeter Player of the Year.
- In 2015, started 12 games at cornerback, one at safety and one at wide receiver…Totaled 35 tackles, 8 pass deflections, one forced fumble and one interception returned for a touchdown…Registered 27 receptions for 414 yards and 2 touchdowns and 7 carries for 36 yards on offense…Averaged 23.0 yards on 30 kickoff returns and 10.5 yards on 24 punt returns, 2 for touchdowns…Was the nation's only player with at least 400 receiving yards, 600 kickoff return yards, 200 punt return yards and 30 tackles…Named first-team All-Pac-12 as a defensive back, 2nd team as a return specialist) and USC's MVP.
- As a freshman in 2014, played in all 13 games with 10 starts at cornerback and one start concurrently at wide receiver…Tallied 49 tackles, 4 stops for loss, 10 passes defensed, one forced fumble and one fumble recovery…Added 10 receptions for 138 yards and 3 touchdowns…Posted 23 kickoff returns for a 29.7-yard average and 2 touchdowns and 2 punt returns for 12 yards…Named Pac-12 Defensive Freshman of the Year.

OFF-THE-FIELD ACTIVITY

- Attended The Giants Foundation Golf Classic which raised over $400,000 for The Giants Foundation… Attended Xavier McKinney's All-Star Bowling event to benefit the United Way of New York City's ReadNYC Campaign…Partnered with Stop and Shop to meet and distribute meals to members of the Bronx community…Met with members from the Wounded Warriors Project during their visit at the Quest Diagnostic Training Facility to watch practice and enjoy a day with the Giants.

PERSONAL

- Majored in communications with a real estate minor…Jackson was a long jumper and sprinter on USC's track team in the springs of 2015 and 2016, winning the Pac-12 outdoor long jump title both years (and placing 2nd in the Pac-12 100 meters in 2016) and earning All-America status both years after twice placing 5th in the NCAA long jump…Placed 10th in the long jump in the 2016 U.S. Olympic Trials.
- Attended Serra High School in Gardena, Calif., where he was named to the 2013 USA Today All-USA first team, Parade All-America first team, Prep Star All-America Dream Team and several other All-America team…All-CIF Western Division Defensive Player of the Year and All-Mission League MVP…As a senior, played wide receiver, running back, defensive back and return specialist…Ran for 639 yards and 5 touchdowns on 66 carries and caught 38 passes for 812 yards with 7 scores…Had 36 tackles, 6 interceptions (3 for touchdowns) and one forced fumble and had 3 additional touchdowns on returns…In 2012, received numerous honors after catching 33 passes for 546 yards and 5 touchdowns and rushing for 175 yards on 7 carries with 5 touchdowns on offense, plus he had 56 tackles, 5 interceptions, 7 passes defensed, 2 forced fumbles and one fumble recovery on defense…As a sophomore in 2011, had 2 receptions for 39 yards and made 23 tackles, 6 interceptions and 10 pass deflections…Played his freshman year at Belleville East High School in Ill.…Moved to California prior to his sophomore year in high school…Was also on Serra's track team and won the 2012 state long jump title at 20-0.5 and was named the 2012 Cal-Hi Sports California Sophomore Athlete of the Year and 2013 Cal-Hi Sports California Junior Athlete of the Year…Was also a guard on Serra's basketball team…Lists his parents, Chris and Vianca Jackson, as the people that inspire him the most…Jackson, business partner James Moore and Jay Levine co-founded Kor Media Entertainment (KME), a Los Angeles-based entertainment agency under the Warner Brothers Digital umbrella.

ADOREE' JACKSON'S NFL REGULAR SEASON DEFENSIVE STATISTICS

				TACKLES								INTERCEPTIONS					O. FUMB				ST				MISC	
DATE	TEAM	GP	GS	TK	S	A	TFL	YDS	SK	YDS	QBH	NO	YDS	LG	TD	PD	FF	FR	TD	YDS	TK	S	A	FF	FR	S	A
2017	Tennessee	16	16	70	61	9	1	1	0.0	0.0	0	0	0	0	0	17	3	0	0	0	0	0	0	0	0	0	0
2018	Tennessee	16	13	72	66	6	2	1	0.0	0.0	0	2	7	7	0	10	0	0	0	0	1	1	0	0	2	0	0
2019	Tennessee	11	10	45	39	6	3	11	0.0	0.0	0	0	0	0	0	6	0	0	0	0	0	0	0	0	0	0	0
2020	Tennessee	3	2	12	9	3	0	0	0.0	0.0	0	0	0	0	0	0	0	0	0	0	0	0	0	0	0	0	0
2021	N.Y. Giants	13	12	62	47	15	1	3	0.0	0.0	0	1	10	10	0	8	0	0	0	0	0	0	0	0	0	0	0
2022	N.Y. Giants	10	10	51	40	11	2	4	0.0	0.0	0	0	0	0	0	7	1	2	0	1	0	0	0	0	0	0	0
2023	N.Y. Giants	6	6	23	19	4	0	0	0.0	0.0	0	0	0	0	0	2	0	0	0	0	0	0	0	0	0	0	0
NFL TOTALS		**75**	**69**	**335**	**281**	**54**	**9**	**20**	**0.0**	**0.0**	**0**	**3**	**17**	**10**	**0**	**50**	**4**	**2**	**0**	**1**	**1**	**1**	**0**	**0**	**2**	**0**	**0**

ADOREE' JACKSON'S NFL POSTSEASON DEFENSIVE STATISTICS

				TACKLES								INTERCEPTIONS					O. FUMB				ST					MISC	
DATE	TEAM	GP	GS	TK	S	A	TFL	YDS	SK	YDS	QBH	NO	YDS	LG	TD	PD	FF	FR	TD	YDS	TK	S	A	FF	FR	S	A
2017	Tennessee	2	2	7	6	1	0	0	0.0	0.0	0	0	0	0	0	0	0	0	0	0	0	0	0	0	0	0	0
2019	Tennessee	3	3	9	8	1	0	0	0.0	0.0	0	0	0	0	0	5	0	0	0	0	0	0	0	0	0	0	0
2020	Tennessee	1	1	8	8	0	0	0	0.0	0.0	0	0	0	0	0	0	0	0	0	0	0	0	0	0	0	0	0
2022	N.Y. Giants	2	2	14	11	3	1	2	0.0	0.0	0	0	0	0	0	0	0	0	0	0	0	0	0	0	0	0	0
NFL TOTALS		**8**	**8**	**38**	**33**	**5**	**1**	**2**	**0.0**	**0.0**	**0**	**0**	**0**	**0**	**0**	**5**	**0**	**0**	**0**	**0**	**0**	**0**	**0**	**0**	**0**	**0**	**0**

ADOREE' JACKSON'S NFL REGULAR SEASON RETURN STATISTICS

		KICKOFF RETURNS					PUNT RETURNS					
DATE	TEAM	RET.	YDS.	AVG.	LG	TD	NO.	FC	YDS.	AVG.	LG	TD
2017	Tennessee	25	578	23.1	57	0	34	9	290	8.5	46	0
2018	Tennessee	0	0	0.0	0	0	16	9	148	9.3	26	0
2019	Tennessee	2	23	11.5	23	0	3	1	26	8.7	17	0
2020	Tennessee	0	0	0.0	0	0	0	0	0	0.0	0	0
2021	N.Y. Giants	0	0	0.0	0	0	0	0	0	0.0	0	0
2022	N.Y. Giants	0	0	0.0	0	0	3	1	5	1.7	3	0
2023	N.Y. Giants	0	0	0.0	0	0	0	1	0	0.0	0	0
NFL TOTALS		**27**	**601**	**22.3**	**57**	**0**	**56**	**21**	**469**	**8.4**	**46**	**0**

ADOREE' JACKSON'S NFL POSTSEASON RETURN STATISTICS

		KICKOFF RETURNS					PUNT RETURNS					
DATE	TEAM	RET.	YDS.	AVG.	LG	TD	NO.	FC	YDS.	AVG.	LG	TD
2017	Tennessee	6	126	21.0	25	0	4	2	18	4.5	13	0
2019	Tennessee	0	0	0.0	0	0	0	0	0	0.0	0	0
2020	Tennessee	0	0	0.0	0	0	0	0	0	0.0	0	0
2022	N.Y. Giants	0	0	0.0	0	0	0	0	0	0.0	0	0
NFL TOTALS		**6**	**126**	**21.0**	**25**	**0**	**4**	**2**	**18**	**4.5**	**13**	**0**

SINGLE-GAME HIGHS: DEFENSIVE

Total Tackles
12 at Kansas City Chiefs, Nov 01, 2021
12 vs. Jacksonville Jaguars, Nov 24, 2019
11 at Pittsburgh Steelers, Nov 16, 2017
9 at Indianapolis Colts, Nov 18, 2018
8 vs. Kansas City Chiefs, Nov 10, 2019
...3 more at 8.

Solo Tackles
11 at Pittsburgh Steelers, Nov 16, 2017
10 vs. Jacksonville Jaguars, Nov 24, 2019
9 at Indianapolis Colts, Nov 18, 2018
8 at Kansas City Chiefs, Nov 01, 2021
8 vs. Baltimore Ravens, Oct 14, 2018
...1 more at 8.

Passes Defensed
2 vs. Houston Texans, Nov 13, 2022
2 at Jacksonville Jaguars, Oct 23, 2022
2 at Washington Football Team, Sep 16, 2021
...10 more at 2.

Forced Fumbles
1 at Seattle Seahawks, Oct 30, 2022
1 vs. Jacksonville Jaguars, Dec 31, 2017
1 at Pittsburgh Steelers, Nov 16, 2017
...1 more at 1.

Fumble Recoveries
1 at Seattle Seahawks, Oct 30, 2022
1 vs. Carolina Panthers, Sep 18, 2022

Tackles For Loss
1 at Green Bay Packers, Oct 09, 2022
1 vs. Chicago Bears, Oct 02, 2022
1 at Tampa Bay Buccaneers, Nov 22, 2021
...6 more at 1.

Interceptions
1 at Tampa Bay Buccaneers, Nov 22, 2021
1 at Buffalo Bills, Oct 07, 2018
1 vs. Houston Texans, Sep 16, 2018

Interception Return Yards
10 at Tampa Bay Buccaneers, Nov 22, 2021
7 at Buffalo Bills, Oct 07, 2018

Special Teams Tackles
1 vs. Indianapolis Colts, Dec 30, 2018

Special Teams Fumble Recoveries
2 vs. New England Patriots, Nov 11, 2018

SINGLE-GAME HIGHS - POSTSEASON: DEFENSIVE

Total Tackles 8 vs. Baltimore Ravens, Jan 10, 2021
7 at Philadelphia Eagles, Jan 21, 2023
7 at Minnesota Vikings, Jan 15, 2023
4 at Kansas City Chiefs, Jan 19, 2020
4 at Kansas City Chiefs, Jan 06, 2018

Solo Tackles 8 vs. Baltimore Ravens, Jan 10, 2021
6 at Minnesota Vikings, Jan 15, 2023
5 at Philadelphia Eagles, Jan 21, 2023
4 at Kansas City Chiefs, Jan 19, 2020
4 at Kansas City Chiefs, Jan 06, 2018

Passes Defensed 3 at Baltimore Ravens, Jan 11, 2020
2 at New England Patriots, Jan 04, 2020

Tackles For Loss 1 at Philadelphia Eagles, Jan 21, 2023

2023 GAME-BY-GAME REGULAR-SEASON STATISTICS (N.Y. GIANTS)

			TACKLES								INTERCEPTIONS					O. FUMB				ST					MISC			
DATE	OPPONENT	P/S	TK	S	A	SK	YDS	TFL	YDS	QBH	NO	YDS	LG	TD	PD	FF	FR	TD	YDS	TK	S	A	FF	FR	S	A	W/L	SCORE
09/10	Dallas	S	4	3	1	0.0	0.0	0	0	0	0	0	0	0	0	0	0	0	0	0	0	0	0	0	0	0	L	0-40
09/17	at Arizona	S	5	4	1	0.0	0.0	0	0	0	0	0	0	0	1	0	0	0	0	0	0	0	0	0	0	0	W	31-28
09/21	at San Francisco	S	3	2	1	0.0	0.0	0	0	0	0	0	0	0	1	0	0	0	0	0	0	0	0	0	0	0	L	12-30
10/02	Seattle	S	4	3	1	0.0	0.0	0	0	0	0	0	0	0	0	0	0	0	0	0	0	0	0	0	0	0	L	3-24
10/08	at Miami	S	1	1	0	0.0	0.0	0	0	0	0	0	0	0	0	0	0	0	0	0	0	0	0	0	0	0	L	16-31
10/15	at Buffalo	S	6	6	0	0.0	0.0	0	0	0	0	0	0	0	0	0	0	0	0	0	0	0	0	0	0	0	L	9-14
10/22	Washington										ON INACTIVE LIST																W	14-7
2023 TOTALS		**6-6**	**23**	**19**	**4**	**0.0**	**0.0**	**0**	**0**	**0**	**0**	**0**	**0**	**0**	**2**	**0**	**0**	**0**	**0**	**0**	**0**	**0**	**0**	**0**	**0**	**0**	**2-5**	

2023 GAME-BY-GAME REGULAR-SEASON STATISTICS (N.Y. GIANTS)

			RUSHING					RECEIVING						
DATE	OPPONENT	P/S	NO.	YDS.	AVG.	LG	TD	NO.	YDS.	AVG.	LG	TD	W/L	SCORE
09/10	Dallas	S	0	0	0.0	0	0	0	0	0.0	0	0	L	0-40
09/17	at Arizona	S	0	0	0.0	0	0	0	0	0.0	0	0	W	31-28
09/21	at San Francisco	S	0	0	0.0	0	0	0	0	0.0	0	0	L	12-30
10/02	Seattle	S	0	0	0.0	0	0	0	0	0.0	0	0	L	3-24
10/08	at Miami	S	0	0	0.0	0	0	0	0	0.0	0	0	L	16-31
10/15	at Buffalo	S	0	0	0.0	0	0	0	0	0.0	0	0	L	9-14
10/22	Washington							ON INACTIVE LIST					W	14-7
2023 TOTALS		**6-6**	**0**	**0**	**0.0**	**0**	**0**	**0**	**0**	**0.0**	**0**	**0**	**2-5**	



TYREE JACKSON

TE

84

HEIGHT: 6-7
WEIGHT: 249
COLLEGE: BUFFALO
HOW ACQUIRED: FA-'23
NFL EXP.: 3RD YEAR
GIANTS EXP.: 1ST YEAR

REGULAR SEASON COMPARISON: RECEIVING - WASHINGTON COMMANDERS

DATE	OPP	W/L	GP/GS	REC	YDS.	AVG.	TD	LG	TGTS	YAC
12/21/21	PHI vs. WAS	W	P	0	0	0	0	0	0	0
1/2/22	PHI @ WAS	W	S	0	0	0	0	0	0	0
TOTALS		**2/0**	**2/1**	**0**	**0**	**0**	**0**	**0**	**0**	**0**

REGULAR SEASON COMPARISON: PASSING - WASHINGTON COMMANDERS

DATE	OPP	W/L	GP/GS	C	ATT	YDS.	AVG.	TD	LG	INT	SK	SKYD	RTG
12/21/21	PHI vs. WAS	W	P	0	0	0	0.0	0	0	0	0	0	0.0
1/2/22	PHI @ WAS	W	S	0	0	0	0.0	0	0	0	0	0	0.0
TOTALS		**2/0**	**2/1**	**0**	**0**	**0**	**0**	**0**	**0**	**0**	**0**	**0**	--

TYREE JACKSON'S NFL REGULAR SEASON RUSHING/RECEIVING STATISTICS

				RECEIVING					RUSHING				
DATE	TEAM	GP	GS	NO.	YDS.	AVG.	LG	TD	NO.	YDS.	AVG.	LG	TD
2021	Philadelphia	9	3	3	22	7.3	13	1	0	0	0.0	0	0
2022	Philadelphia	5	0	0	0	0.0	0	0	0	0	0.0	0	0
2023	N.Y. Giants	0	0	0	0	0.0	0	0	0	0	0.0	0	0
NFL TOTALS		**14**	**3**	**3**	**22**	**7.3**	**13**	**1**	**0**	**0**	**0.0**	**0**	**0**

TYREE JACKSON'S NFL POSTSEASON RUSHING/RECEIVING STATISTICS

				RECEIVING					RUSHING				
DATE	TEAM	GP	GS	NO.	YDS.	AVG.	LG	TD	NO.	YDS.	AVG.	LG	TD
2021	Philadelphia	0	0	0	0	0.0	0	0	0	0	0.0	0	0
2022	Philadelphia	0	0	0	0	0.0	0	0	0	0	0.0	0	0
NFL TOTALS		**0**	**0**	**0**	**0**	**0.0**	**0**	**0**	**0**	**0**	**0.0**	**0**	**0**

TYREE JACKSON'S NFL REGULAR SEASON RETURN STATISTICS

		KICKOFF RETURNS					PUNT RETURNS					
DATE	TEAM	RET.	YDS.	AVG.	LG	TD	NO.	FC	YDS.	AVG.	LG	TD
2021	Philadelphia	0	0	0.0	0	0	0	0	0	0.0	0	0
2022	Philadelphia	0	0	0.0	0	0	0	0	0	0.0	0	0
2023	N.Y. Giants	0	0	0.0	0	0	0	0	0	0.0	0	0
NFL TOTALS		**0**	**0**	**0.0**	**0**	**0**	**0**	**0**	**0**	**0.0**	**0**	**0**

TYREE JACKSON'S NFL POSTSEASON RETURN STATISTICS

		KICKOFF RETURNS					PUNT RETURNS					
DATE	TEAM	RET.	YDS.	AVG.	LG	TD	NO.	FC	YDS.	AVG.	LG	TD
2021	Philadelphia	0	0	0.0	0	0	0	0	0	0.0	0	0
2022	Philadelphia	0	0	0.0	0	0	0	0	0	0.0	0	0
NFL TOTALS		**0**	**0**	**0.0**	**0**	**0**	**0**	**0**	**0**	**0.0**	**0**	**0**

TYREE JACKSON'S NFL REGULAR SEASON PASSING STATISTICS

DATE	TEAM	GP	GS	ATT.	CMP.	PCT.	YDS	AVG.	TD	INT.	LG	SK	LST	RATE
2021	Philadelphia	9	3	0	0	0.0	0	0.0	0	0	0	0	0	0.0
2022	Philadelphia	5	0	0	0	0.0	0	0.0	0	0	0	0	0	0.0
2023	N.Y. Giants	0	0	0	0	0.0	0	0.0	0	0	0	0	0	0.0
TOTALS		**14**	**3**	**0**	**0**	**0.0**	**0**	**0.0**	**0**	**0**	**0**	**0**	**0**	**0.0**

TYREE JACKSON'S NFL POSTSEASON PASSING STATISTICS

DATE	TEAM	GP	GS	ATT.	CMP.	PCT.	YDS	AVG.	TD	INT.	LG	SK	LST	RATE
2021	Philadelphia	0	0	0	0	0.0	0	0.0	0	0	0	0	0	0.0
2022	Philadelphia	0	0	0	0	0.0	0	0.0	0	0	0	0	0	0.0
TOTALS		**0**	**0**	**0**	**0**	**0.0**	**0**	**0.0**	**0**	**0**	**0**	**0**	**0**	**0.0**

TYREE JACKSON'S NFL REGULAR SEASON RUSHING STATISTICS

DATE	TEAM	NO.	YDS.	AVG.	LG	TD
2021	Philadelphia	0	0	0.0	0	0
2022	Philadelphia	0	0	0.0	0	0
2023	N.Y. Giants	0	0	0.0	0	0
TOTALS		**0**	**0**	**0.0**	**0**	**0**

TYREE JACKSON'S NFL POSTSEASON RUSHING STATISTICS

DATE	TEAM	NO.	YDS.	AVG.	LG	TD
2021	Philadelphia	0	0	0.0	0	0
2022	Philadelphia	0	0	0.0	0	0
TOTALS		**0**	**0**	**0.0**	**0**	**0**

TYREE JACKSON'S NFL REGULAR SEASON PASSING/RUSHING STATISTICS

				PASSING											RUSHING				
DATE	TEAM	GP	GS	ATT.	CMP.	PCT.	YDS	AVG.	TD	INT.	LG	SK	LST	RATE	NO.	YDS.	AVG.	LG	TD
2021	Philadelphia	9	3	0	0	0.0	0	0.0	0	0	0	0	0	0.0	0	0	0.0	0	0
2022	Philadelphia	5	0	0	0	0.0	0	0.0	0	0	0	0	0	0.0	0	0	0.0	0	0
2023	N.Y. Giants	0	0	0	0	0.0	0	0.0	0	0	0	0	0	0.0	0	0	0.0	0	0
TOTALS		**14**	**3**	**0**	**0**	**0.0**	**0**	**0.0**	**0**	**0**	**0**	**0**	**0**	**0.0**	**0**	**0**	**0.0**	**0**	**0**

TYREE JACKSON'S NFL POSTSEASON PASSING/RUSHING STATISTICS

				PASSING											RUSHING				
DATE	TEAM	GP	GS	ATT.	CMP.	PCT.	YDS	AVG.	TD	INT.	LG	SK	LST	RATE	NO.	YDS.	AVG.	LG	TD
2021	Philadelphia	0	0	0	0	0.0	0	0.0	0	0	0	0	0	0.0	0	0	0.0	0	0
2022	Philadelphia	0	0	0	0	0.0	0	0.0	0	0	0	0	0	0.0	0	0	0.0	0	0
TOTALS		**0**	**0**	**0**	**0**	**0.0**	**0**	**0.0**	**0**	**0**	**0**	**0**	**0**	**0.0**	**0**	**0**	**0.0**	**0**	**0**

SINGLE-GAME HIGHS: RECEIVING

Receptions	3 vs. Dallas Cowboys, Jan 08, 2022	**Receiving TDs**	1 vs. Dallas Cowboys, Jan 08, 2022
Receiving Yards	22 vs. Dallas Cowboys, Jan 08, 2022	**All-Purpose Yards**	22 vs. Dallas Cowboys, Jan 08, 2022
Receiving Average	7.3 vs. Dallas Cowboys, Jan 08, 2022	**Most TDs**	1 vs. Dallas Cowboys, Jan 08, 2022
Longest Receptions	13 vs. Dallas Cowboys, Jan 08, 2022		
	6 vs. Dallas Cowboys, Jan 08, 2022		
	3t vs. Dallas Cowboys, Jan 08, 2022		

2021 GAME-BY-GAME REGULAR-SEASON STATISTICS (PHILADELPHIA)

			RECEIVING					RUSHING						
DATE	OPPONENT	P/S	NO.	YDS.	AVG.	LG	TD	NO.	YDS.	AVG.	LG	TD	W/L	SCORE
09/12	at Atlanta						INJURED RESERVE						W	32-6
09/19	San Francisco						INJURED RESERVE						L	11-17
09/27	at Dallas						INJURED RESERVE						L	21-41
10/03	Kansas City						INJURED RESERVE						L	30-42
10/10	at Carolina						INJURED RESERVE						W	21-18
10/14	Tampa Bay						INJURED RESERVE						L	22-28
10/24	at Las Vegas						INJURED RESERVE						L	22-33
10/31	at Detroit						INJURED RESERVE						W	44-6
11/07	L.A. Chargers						INJURED RESERVE						L	24-27
11/14	at Denver						INJURED RESERVE						W	30-13
11/21	New Orleans						INJURED RESERVE						W	40-29
11/28	at N.Y. Giants						INJURED RESERVE						L	7-13
12/05	at N.Y. Jets						INJURED RESERVE						W	33-18
12/21	Washington						INJURED RESERVE						W	27-17
12/26	N.Y. Giants						INJURED RESERVE						W	34-10
01/02	at Washington						INJURED RESERVE						W	20-16
01/08	Dallas						INJURED RESERVE						L	26-51
2021 TOTALS		**0-0**	**0**	**0**	**0.0**	**0**	**0**	**0**	**0**	**0.0**	**0**	**0**	**9-8**	

2022 GAME-BY-GAME REGULAR-SEASON STATISTICS (PHILADELPHIA)

			RECEIVING					RUSHING						
DATE	OPPONENT	P/S	NO.	YDS.	AVG.	LG	TD	NO.	YDS.	AVG.	LG	TD	W/L	SCORE
09/11	at Detroit						INJURED RESERVE						W	38-35
09/19	Minnesota						INJURED RESERVE						W	24-7
09/25	at Washington						INJURED RESERVE						W	24-8
10/02	Jacksonville						INJURED RESERVE						W	29-21
10/09	at Arizona						INJURED RESERVE						W	20-17
10/16	Dallas						INJURED RESERVE						W	26-17
10/30	Pittsburgh						INJURED RESERVE						W	35-13
11/03	at Houston						INJURED RESERVE						W	29-17
11/14	Washington						INJURED RESERVE						L	21-32
11/20	at Indianapolis	P	0	0	0.0	0	0	0	0	0.0	0	0	W	17-16
11/27	Green Bay	P	0	0	0.0	0	0	0	0	0.0	0	0	W	40-33
12/04	Tennessee	P	0	0	0.0	0	0	0	0	0.0	0	0	W	35-10
12/11	at N.Y. Giants	P	0	0	0.0	0	0	0	0	0.0	0	0	W	48-22
12/18	at Chicago	P	0	0	0.0	0	0	0	0	0.0	0	0	W	25-20
12/24	at Dallas						DID NOT PLAY						L	34-40
01/01	New Orleans						DID NOT PLAY						L	10-20
01/08	N.Y. Giants						DID NOT PLAY						W	22-16
2022 TOTALS		**5-0**	**0**	**0**	**0.0**	**0**	**0**	**0**	**0**	**0.0**	**0**	**0**	**14-3**	

2023 GAME-BY-GAME REGULAR-SEASON STATISTICS (N.Y. GIANTS)

			RECEIVING					RUSHING						
DATE	OPPONENT	P/S	NO.	YDS.	AVG.	LG	TD	NO.	YDS.	AVG.	LG	TD	W/L	SCORE
09/10	Dallas						PRACTICE SQUAD						L	0-40
09/17	at Arizona						PRACTICE SQUAD						W	31-28
09/21	at San Francisco						PRACTICE SQUAD						L	12-30
10/02	Seattle						PRACTICE SQUAD						L	3-24
10/08	at Miami						PRACTICE SQUAD						L	16-31
10/15	at Buffalo						PRACTICE SQUAD						L	9-14
10/22	Washington						PRACTICE SQUAD						W	14-7
2023 TOTALS		**0-0**	**0**	**0**	**0.0**	**0**	**0**	**0**	**0**	**0.0**	**0**	**0**	**2-5**	

2021 GAME-BY-GAME POSTSEASON STATISTICS (PHILADELPHIA)

			RECEIVING					RUSHING						
DATE	OPPONENT	P/S	NO.	YDS.	AVG.	LG	TD	NO.	YDS.	AVG.	LG	TD	W/L	SCORE
01/16	at Tampa Bay		INJURED RESERVE										L	15-31
2021 TOTALS		**0-0**	**0**	**0**	**0.0**	**0**	**0**	**0**	**0**	**0.0**	**0**	**0**	**0-1**	

2022 GAME-BY-GAME POSTSEASON STATISTICS (PHILADELPHIA)

			RECEIVING					RUSHING						
DATE	OPPONENT	P/S	NO.	YDS.	AVG.	LG	TD	NO.	YDS.	AVG.	LG	TD	W/L	SCORE
01/21	N.Y. Giants		DID NOT PLAY										W	38-7
01/29	San Francisco		DID NOT PLAY										W	31-7
2022 TOTALS		**0-0**	**0**	**0**	**0.0**	**0**	**0**	**0**	**0**	**0.0**	**0**	**0**	**2-0**	

2021 GAME-BY-GAME REGULAR-SEASON STATISTICS (PHILADELPHIA)

			PASSING										RUSHING					
DATE	OPPONENT	P/S	ATT	CMP	YDS	PCT	Y/A	Y/C	TD	INT	LG	SK/YD	RATE	ATT	YDS	LG	TD	W/L	SCORE
09/12	at Atlanta		INJURED RESERVE															W	32-6
09/19	San Francisco		INJURED RESERVE															L	11-17
09/27	at Dallas		INJURED RESERVE															L	21-41
10/03	Kansas City		INJURED RESERVE															L	30-42
10/10	at Carolina		INJURED RESERVE															W	21-18
10/14	Tampa Bay		INJURED RESERVE															L	22-28
10/24	at Las Vegas		INJURED RESERVE															L	22-33
10/31	at Detroit		INJURED RESERVE															W	44-6
11/07	L.A. Chargers		INJURED RESERVE															L	24-27
11/14	at Denver		INJURED RESERVE															W	30-13
11/21	New Orleans		INJURED RESERVE															W	40-29
11/28	at N.Y. Giants		INJURED RESERVE															L	7-13
12/05	at N.Y. Jets		INJURED RESERVE															W	33-18
12/21	Washington		INJURED RESERVE															W	27-17
12/26	N.Y. Giants		INJURED RESERVE															W	34-10
01/02	at Washington		INJURED RESERVE															W	20-16
01/08	Dallas		INJURED RESERVE															L	26-51
2021 TOTALS		**0-0**	**0**	**0**	**0**	**0.0**	**0.0**	**0.0**	**0**	**0**	**0**	**0/0**	**0.0**	**0**	**0**	**0**	**0**	**9-8**	

2022 GAME-BY-GAME REGULAR-SEASON STATISTICS (PHILADELPHIA)

			PASSING										RUSHING					
DATE	OPPONENT	P/S	ATT	CMP	YDS	PCT	Y/A	Y/C	TD	INT	LG	SK/YD	RATE	ATT	YDS	LG	TD	W/L	SCORE
09/11	at Detroit		INJURED RESERVE															W	38-35
09/19	Minnesota		INJURED RESERVE															W	24-7
09/25	at Washington		INJURED RESERVE															W	24-8
10/02	Jacksonville		INJURED RESERVE															W	29-21
10/09	at Arizona		INJURED RESERVE															W	20-17
10/16	Dallas		INJURED RESERVE															W	26-17
10/30	Pittsburgh		INJURED RESERVE															W	35-13
11/03	at Houston		INJURED RESERVE															W	29-17
11/14	Washington		INJURED RESERVE															L	21-32
11/20	at Indianapolis	P	0	0	0	0.0	0.0	0.0	0	0	0	0/0	0.0	0	0	0	0	W	17-16
11/27	Green Bay	P	0	0	0	0.0	0.0	0.0	0	0	0	0/0	0.0	0	0	0	0	W	40-33
12/04	Tennessee	P	0	0	0	0.0	0.0	0.0	0	0	0	0/0	0.0	0	0	0	0	W	35-10
12/11	at N.Y. Giants	P	0	0	0	0.0	0.0	0.0	0	0	0	0/0	0.0	0	0	0	0	W	48-22
12/18	at Chicago	P	0	0	0	0.0	0.0	0.0	0	0	0	0/0	0.0	0	0	0	0	W	25-20
12/24	at Dallas		DID NOT PLAY															L	34-40
01/01	New Orleans		DID NOT PLAY															L	10-20
01/08	N.Y. Giants		DID NOT PLAY															W	22-16
2022 TOTALS		**5-0**	**0**	**0**	**0**	**0.0**	**0.0**	**0.0**	**0**	**0**	**0**	**0/0**	**0.0**	**0**	**0**	**0**	**0**	**14-3**	

2023 GAME-BY-GAME REGULAR-SEASON STATISTICS (N.Y. GIANTS)

			PASSING											RUSHING					
DATE	OPPONENT	P/S	ATT	CMP	YDS	PCT	Y/A	Y/C	TD	INT	LG	SK/YD	RATE	ATT	YDS	LG	TD	W/L	SCORE
09/10	Dallas		PRACTICE SQUAD															L	0-40
09/17	at Arizona		PRACTICE SQUAD															W	31-28
09/21	at San Francisco		PRACTICE SQUAD															L	12-30
10/02	Seattle		PRACTICE SQUAD															L	3-24
10/08	at Miami		PRACTICE SQUAD															L	16-31
10/15	at Buffalo		PRACTICE SQUAD															L	9-14
10/22	Washington		PRACTICE SQUAD															W	14-7
2023 TOTALS		**0-0**	**0**	**0**	**0**	**0.0**	**0.0**	**0.0**	**0**	**0**	**0**	**0/0**	**0.0**	**0**	**0**	**0**	**0**	**2-5**	

2021 GAME-BY-GAME POSTSEASON STATISTICS (PHILADELPHIA)

			PASSING											RUSHING					
DATE	OPPONENT	P/S	ATT	CMP	YDS	PCT	Y/A	Y/C	TD	INT	LG	SK/YD	RATE	ATT	YDS	LG	TD	W/L	SCORE
01/16	at Tampa Bay		INJURED RESERVE															L	15-31
2021 TOTALS		**0-0**	**0**	**0**	**0**	**0.0**	**0.0**	**0.0**	**0**	**0**	**0**	**0/0**	**0.0**	**0**	**0**	**0**	**0**	**0-1**	

2022 GAME-BY-GAME POSTSEASON STATISTICS (PHILADELPHIA)

			PASSING											RUSHING					
DATE	OPPONENT	P/S	ATT	CMP	YDS	PCT	Y/A	Y/C	TD	INT	LG	SK/YD	RATE	ATT	YDS	LG	TD	W/L	SCORE
01/21	N.Y. Giants		DID NOT PLAY															W	38-7
01/29	San Francisco		DID NOT PLAY															W	31-7
2022 TOTALS		**0-0**	**0**	**0**	**0**	**0.0**	**0.0**	**0.0**	**0**	**0**	**0**	**0/0**	**0.0**	**0**	**0**	**0**	**0**	**2-0**	



DANIEL JONES

QB 8

HEIGHT: 6-5
WEIGHT: 230
COLLEGE: DUKE
HOW ACQUIRED: D1-'19
NFL EXP.: 5TH YEAR
GIANTS EXP.: 5TH YEAR

HONORS

» NFC Offensive Player of the Week: 2019 Week 3; 2021 Week 4; 2022 Week 7

TRANSACTIONS

» Originally a first-round (6th pick overall) draft choice by the Giants in 2019.

2023 SEASON HIGHLIGHTS

» Ranks 4th among all quarterbacks in rushing yards (197) and carries (38) this season.
» Was inactive in Week 6 at Buffalo with a neck injury.
» Completed 28-of-37 passing attempts (70.3%) for 321 yards and 2 touchdowns in the 31-28 win vs. Arizona (9/17)...Rushed 9 times for 59 yards and 1 touchdown...Totaled 259 passsing yards, 2 passing touchdowns, 58 rushing yards and 1 rushing score in the second half...Since 2000, only Jones and Michael Vick (at Washington, 11/15) have played a half of football and posted 250+ passing yards, 50+ rushing yards, 2+ passing touchdowns and 1+ rushing touchdown.
» Registered 43 rushing yards in Week 1 vs. Dallas, the second-most by a Giants QB in a season-opening game behind only QB Jeff Hostetler (45, 9/2/91).

GIANTS NOTES

» In 2022, Jones threw for 3,205 yards and rushed for 708 yards and joined Philadelphia's Jalen Hurts and Buffalo's Josh Allen as the only NFL quarterbacks with 3,000+ passing yards and 500+ rushing yards.
» Jones, who passed for 3,017 yards as a rookie in 2019, in one of 5 quarterbacks in Giants history with multiple 3,000-yard seasons, joining Eli Manning (14), Phil Simms (6), Kerry Collins (4) and Y.A. Tittle (2).
» Jones threw only 5 interceptions in 2022 to become just the 2nd quarterback in history with 700+ rushing yards and 5 or fewer interceptions in a season, joining Washington's Robert Griffin III in 2012.
» Jones led the Giants from deficits of 10+ points 3 times in the season's first 6 games, tying him for the highest total by a quarterback in the first 6 games of a season since 2000. Kansas City's Elvis Grbac (2000) and Trent Green (2003) and Philadelphia's Nick Foles (2014) also accomplished the feat. Green and Jones were the only 2 quarterbacks to lead their teams to the playoffs in those seasons.
» Jones has completed 1,217 of 1,891 throws for a completion percentage of 64.4 that is the highest in franchise history. Manning is 2nd at 60.29 (4,895-8,119).
» Jones has thrown 40 interceptions among those 1,891 passes, a 2.1 percentage that is the lowest in Giants history among quarterbacks with at least 1,000 attempts. Collins is 2nd at 2.8 (70 picks in 2,473 passes).
» Jones - the first of the Giants' 3 first-round draft choices in 2019 - was just the 3rd quarterback selected by the Giants in the first round of the NFL Draft…The others were Phil Simms in 1979 and Philip Rivers in 2004…Rivers was soon sent to the Chargers in the trade that brought Manning to the Giants.
» In 2019, Jones joined Arizona's Kyler Murray and Jacksonville's Gardner Minshew as rookie quarterbacks who passed for at least 20 touchdowns…It was just the 2nd season in NFL history in which at least 3 rookie quarterbacks threw at least 20 touchdown passes…In 2012, Russell Wilson, Andrew Luck and Griffin comprised the trio.
» Jones was the first rookie quarterback in NFL history with 2 games of 300+ passing yards and 4+ touchdown passes – and he had 3 of them.
» Jones threw at least one touchdown pass in each of his first 13 career starts, the 4th-longest streak among quarterbacks who started their careers since the 1970 merger:

Name	Team	Consecutive Starts with a TD Pass	Year(s)
Kurt Warner	St. Louis	23	1999-2000
Baker Mayfield	Cleveland	17	2018-19
Brad Johnson	Minnesota	15	1996-97
Daniel Jones	**Giants**	**13**	**2019-20**

» Jones' streak was the 2nd-longest in Giants' history; Hall of Famer Y.A. Tittle threw a touchdown pass in 15 consecutive games from 1962-64…Manning had 3 separate 12-game streaks in his 16-year career…Jones' streak ended in Chicago on Sept. 20, 2020.
» Jones has rushed for 1,905 yards – the record for a Giants quarterback - on 330 attempts, a 5.8-yard average that ranks first among the 87 players

in Giants history with 100 or more carries.
» Jones' 708 rushing yards in 2022 were the most by a quarterback in Giants history.

CAREER HIGHLIGHTS

» In his first 5 seasons, Jones has played in 59 regular-season games with starts in each of his last 58 appearances and started both postseason games in which he played…He is the 6th quarterback in the Super Bowl era to start at least 50 regular-season games for the Giants, joining Eli Manning, Kerry Collins, Dave Brown, Kerry Collins and Fran Tarkenton.
» Jones' totals are 1,891 attempts, 1,217 completions (a Giants-record 64.4%) for 12,487 yards, 62 touchdowns and 40 interceptions for a passer rating of 85.3…Through the first 4 seasons, Jones' 1,113 completions and 11,603 yards are the highest totals in franchise history among quarterbacks who began their careers with the Giants…His 1,740 pass attempts and 60 touchdown passes are 2nd (Manning had 1,805 passes and 77 touchdowns).
» Jones' 1,217 completions are the 5th-highest total in franchise history, his 1,891 attempts and 12,487 yards are each 6th, and his 62 touchdown passes are 7th.
» Jones' 64.4 completion percentage is the highest in franchise history (minimum 1,000 attempts):

Daniel Jones (2019-23)	**63.96%**
Eli Manning (2004-19)	60.29%
Kerry Collins (1999-03)	58.51%
Y.A. Tittle (1961-64)	55.89%
Phil Simms (1979-93)	55.43%

» In 2 postseason games, Jones completed 39 of 62 passes (62.9%) for 436 yards, 2 touchdowns and one interception for a passer rating of 87.8.
» Jones has thrown for at least 300 yards in 9 regular-season games (4-5) and one postseason game (1-0).
» Jones has 330 rushing attempts for 1,905 yards (5.8-yard avg.) and 13 touchdowns with a long run of 80 yards. His 1,905 rushing yards are a record for a Giants quarterback and his 13 rushing touchdowns are the most by a Giants quarterback who began his career since 1950.
» Since becoming the starter in Week 3 of the 2019 season, Jones has led the Giants in rushing in 15 regular-season games (plus one playoff game), the most by a Giants quarterback in the Super Bowl era…He has also had the team's longest run in 16 games, including 13 in which he was also the leading rusher.
» Jones' record as a starter is 22-35-1 in the regular season starter and 1-1 in the postseason.
» Jones has led the Giants to 8 victories in games in which they trailed or were tied in the fourth quarter: Sept. 22, 2019 at Tampa Bay in his first NFL start; Dec. 22, 2019 at Washington; Oct. 3, 2021 at New Orleans; 4 games in 2022, Sept. 11 at Tennessee, Sept. 18 vs. Carolina, Oct. 9 at Green Bay and Oct. 16 vs. Baltimore; and 1 game in 2023, Sept. 17 at Arizona.

2022

» In 2022, Jones started each of the first 16 regular-season games, a career high, and both Giants' postseason games…Did not start in the season finale at Philadelphia (1/8), where the Giants rested most of their starters after clinching the 6th seed in the NFC playoffs.
» Jones led the Giants to 9 regular-season victories, their highest total since 2016, their first postseason berth since 2016, and their first playoff win in 11 years, an NFC Wild Card triumph in Minnesota…Won 4 consecutive starts for the first time in his career (Oct. 2-23)…Elected one of the Giants' team captains for the 3rd straight year.
» Completed 317 of 472 passes (67.16%) for 3,205 yards, all career highs…Jones'15 touchdown passes were the 2nd-highest total of his career, and his 5 interceptions were a career low…His passer rating was a career-best 92.5 and was the highest by a Giants quarterback since Eli Manning's 93.6 rating in 2015.
» Jones' 67.16 completion percentage was a Giants' single season record, topping the former mark of 65.97 by Manning in 2018 (380-576). Jones owns 2 of the 3 highest single season completion percentages in Giants history, including 64.26 in 2021 (232-361).
» Jones had each of his 5 highest single-game completion percentages in 2022: 80.9 at Tennessee, 80.6 vs. Washington, 79.2 vs. Indianapolis, 77.8 at Green Bay and 76.5 vs. Houston.
» Jones led with NFL and set a franchise record by throwing an interception on just 1.1% of his passes (5 in 472 throws)…Kurt Warner (1.4 in 2004) and Jeff Hostetler (1.4 in 1991) are only other Giants quarterbacks in the Super Bowl era to lead qualified passers in interception percentage in a season…Jones did not throw an interception in 10 of his 16 starts, the highest number of starts without throwing a pick by an NFL quarterback in 2022.
» Jones rushed for a Giants quarterback-record 708 yards and 7 touchdowns on 120 carries, all the 2nd-highest totals on the team…He averaged 5.9 yards a carry…Had 7 games with 9 or more rushing attempts…Only 4 quarterbacks (Justin Fields, Lamar Jackson, Josh Allen and Jalen Hurts) ran for more yards in 2022…Jones, Jackson and Arizona's Kyler Murray were the only quarterbacks with a 300-yard passing game and 100-yard rushing game.
» Jones was one of 5 quarterbacks to rush for at least 50 yards in 6 different games in 2022, the most by a Giants quarterback in the Super Bowl era.
» Jones joined Hurts as the only quarterbacks in 2022 and is one of 4 in NFL history with at least 3,200 passing yards, a 65+ completion percentage and 700 or more rushing yards in a season, joining (Robert Griffin III in 2012 and Murray in 2020).
» Jones played the first 2 postseason games of his career and completed 39 of 62 passes for 436 yards, 2 touchdowns and one interception for a passer rating of 87.8…He also rushed for 102 yards on 23 carries (4.4-yard avg.).
» Opened the season by completing a career-high 80.9% of his passes (17-21) for 188 yards, 2 touchdowns and one interception for a passer rating of 115.9…The completion percentage was the 5th-highest single-game figure by a Giants quarterback (minimum 20 attempts:

87.10	Eli Manning, at Miami, Dec. 14, 2015 (27-31)
86.20	Eli Manning, at Houston, Sept. 23, 2018 (25-29)
84.61	Kerry Collins, at St. Louis, Sept. 15, 2002 (22-26)
82.35	Jeff Hostetler, at Dallas, Sept. 29, 1991 (28-34)
80.95	**Daniel Jones, at Tennessee, Sept. 11, 2022 (17-21)**

» Threw a 65-yard touchdown pass to Sterling Shepard that held up as the Giants' longest completion of the season…It was the 2nd-longest scoring throw and tied for the 2nd-longest completion of his career, and it was the longest pass he's thrown to a wide receiver…In his first NFL start on Sept. 29, 2019 at Tampa Bay, Jones tossed a 75-yard touchdown pass to tight end Evan Engram. On Nov. 4 of that season, he completed a 65-yard to Saquon Barkley vs. Dallas.
» Led a Giants comeback from deficits of 13-0 at halftime and 20-13 in the 4th quarter…Completed a one-yard touchdown pass to Chris Myarick and a 2-point conversion to Barkley with 1:06 left for the deciding points in a 21-20 victory.

- Had 6 carries for 68 yards, including touchdowns of 21 and 8 yards, vs. Chicago (10/2)…The 21-yard touchdown run was the 2nd-longest of his career…It was the 2nd game in which Jones rushed for 2 touchdowns; the first was in his starting debut at Tampa Bay on Sept. 22, 2019…Jones is one of 2 quarterbacks in Giants history with at least 2 rushing touchdowns in multiple games, joining Super Bowl XXV winner Jeff Hostetler.
- Completed 21 of 27 passes (77.8%) for 217 yards vs. Green Bay in London (10/9)…Led the Giants from a 17-3 deficit to a 27-20 victory…Jones completed 13 of 14 passes, including a career-high 11 in a row, when the Giants scored 17 unanswered points in the 2nd half.
- Received his 3rd career NFC Offensive Player of the Week award after a victory at Jacksonville (10/23), where he completed 19 of 30 passes for 202 yards and one touchdown, and rushed for a career-high 107 yards and the go-ahead one-yard touchdown on 11 attempts…Jones' 107 yards were the 4th-highest total by a quarterback in Giants history and the most for a Giants quarterback in 76 years…Harry Newman ran for 114 yards vs. Green Bay on Nov. 11, 1934 and 108 yards at Boston on Oct. 8, 1933. Frank Filchock also had 108 rushing yards, on Oct. 6, 1946, at Pittsburgh.
- Barkley rushed for 110 yards vs. the Jaguars. Jones and Barkley were the 3rd tandem of rushers to each top 100 rushing yards in a game in Giants history and for the first time, a quarterback was among them…On Dec. 23, 2007, Ahmad Bradshaw rushed for 151 yards and Brandon Jacobs added 143 in a victory in Buffalo…The same duo each passed the century mark on Dec. 13, 2010, when Bradshaw ran for 116 yards and Jacobs 103 in a victory against Minnesota (that was played in Detroit).
- The win in Jacksonville was the 5th game in 2022 in which Jones led the Giants from a 4th quarter deficit or tie to a victory, which he accomplished 3 times in his first 3 seasons.
- Recorded a career-high 153.3 passer rating vs. Houston (11/13), completing 13 of 17 passes for 197 yards, 2 touchdowns and, for the 6th consecutive game, no interceptions…The 153.3 rating was the 5th-highest by a Giants quarterback in a game with 15+ pass attempts since the rating system was implemented in 1973…The previous Giants quarterback with at least 15 attempts and a rating of 153.3 or higher was Eli Manning vs. Tampa Bay on Nov. 18, 2018 (155.8).
- Set season highs for attempts (44, completing 27) and yards (341) while throwing one touchdown pass and 2 interceptions vs. Detroit (11/20)…Jones' streak of passes without an interception ended when rookie Aidan Hutchinson picked off his 2nd-quarter pass intended for Darius Slayton…Jones played more than 6 games and threw 153 passes without one of them ending up in enemy hands, which had been the NFL's longest active streak.
- Completed 80.6% of his passes (25 of 31), the 2nd-highest figure of his career, vs. Washington (12/4)…Also had a career-high 12 rushing attempts for 71 yards, increasing his season total to 522 and becoming the first Giants quarterback to run for more than 500 yards in the Super Bowl era.
- Started his 14th consecutive game, the longest streak of his 4-year career, and led the Giants to a victory in Washington (12/18).
- Completed a career-high 30 passes on 42 attempts for 334 yards and one touchdown at Minnesota (12/24)…His previous best was 29 completions vs. the Rams on Oct. 17, 2021…Tied his career best with 11 consecutive completions…Jones' 334 passing yards were his 2nd-highest total of the season and the 5th-highest of his career…It was Jones' 8th career 300-yard game, the 5th-highest total in Giants history; Hall of Famer Y.A. Tittle is 4th with 9.
- When Patrick Peterson intercepted a pass in the 4th quarter, it ended Jones' streak of 176 consecutive passes without a pick, the 2nd-longest streak of his career. He threw 177 passes without an interception in 2020.
- In a playoff-clinching victory vs. Indianapolis (1/1), Jones completed 19 of 24 passes (79.2%) for 177 yards, 2 touchdowns and no interceptions for a 125.2 passer rating that was the 3rd highest of his career…It was the 12th time in 16 games Jones did not throw an interception…Also led the Giants in rushing with 91 rushing yards on 11 carries, including touchdown runs of 18 and 10 yards. The 91 yards were the 3rd-highest total of his career…This was the 2nd game in which he threw for 2 touchdowns and ran for 2 more; he also accomplished that double in his first career start at Tampa Bay on Sept. 22, 2019…Jones' 18-yard touchdown run was the 2nd-longest of his career (21 vs. the Bears on Oct. 2).
- Made his postseason debut a success by completing 24 of 35 passes for 301 yards and 2 touchdowns and rushed for a team-high 78 yards in a NFC Wild Card victory at Minnesota (1/15)…Jones was the first quarterback in NFL postseason history with 300+ passing yards, 2 touchdown passes, and 70+ rushing yards in a game…He was the 3rd quarterback in postseason history to record 375+ offensive yards and win their first playoff start, joining the Rams' Kurt Warner in 1999 and the 49ers' Colin Kaepernick in 2012…Jones had the 5th 300-yard passing game in the postseason by a Giants quarterback. Kerry Collins and Eli Manning each had 2…He broke an 88-year-old record for the most rushing yards by a Giants quarterback in a playoff game. Ed Danowski set the previous record of 59 yards in the NFL Championship Game victory against the Chicago Bears on Dec. 9, 1934.

2021

- In 2021, Jones started all 11 games in which he played…He was inactive from Dec. 5-Dec. 19 with a neck injury suffered vs. Philadelphia (11/28) before being placed on season-ending injured reserve for the final 3 games…Completed 232 of 361 passes (64.3%) for 2,428 yards, 10 touchdowns and 7 interceptions for a passer rating of 84.8…Finished 3rd on the Giants with 298 rushing yards on 62 carries (4.8-yard avg.) and 2 touchdowns.
- Jones recorded a passer rating of 90.7 or better in each of the season's first 4 games.
- Set a then Giants record for the most rushing yards by a quarterback since 1960 when he ran for 95 yards on 9 attempts (10.6-yard avg.) and one touchdown at Washington (9/16)…Eclipsed his own record of 92 yards, which he set at Philadelphia on Oct. 22, 2020…Also completed 22 of 32 passes for 249 yards, a 33-yard touchdown to Darius Slayton and no interceptions… It was his 2nd consecutive game and the 3rd of his career with at least one passing and one rushing touchdown.
- Became just the 7th quarterback since 2011 with at least 200 passing yards, 90 rushing yards, one passing touchdown and one rushing touchdown in a game.
- Named NFC Offensive Player of the Week after he set his single-game career highs in passing yards (402), pass yards per attempt (10.05) and passing first downs (17) in a comeback overtime win at New Orleans (10/3)…Threw 2 touchdowns, completed 28 of 40 passes and had one interception on a Hail Mary at the end of the first half for a 108.5 passer rating…The 400-yard game was the first by a Giants quarterback since Manning threw for 434 yards vs. Philadelphia on Dec. 17, 2017 and the first in a victory since Manning passes for 403 yards against Baltimore on Oct. 16, 2016…His 402 passing yards were the 4th-most on the road in Giants history…Jones' touchdown passes were 52 yards to John Ross and 54 yards to Saquon Barkley. It was the first game in which the Giants threw 2 touchdown passes of 50+ yards since Dec. 17, 2017, when Manning had scoring throws of 67 yards to Shepard and 57 yards to Tavarres King…Led the Giants on a 9-play, 75-yard drive in overtime which was capped off by Barkley's 6-yard touchdown run.
- Threw a career-high 51 passes, completing 29 for 242 yards and 3 interceptions, vs. the L.A. Rams (10/17).
- Threw at least one touchdown pass in each of his final 5 games from Oct. 24-Nov. 28…Completed 23 of 33 passing for 203 yards, one touchdown and no interceptions for a 95.9 passer rating vs. Carolina (10/24).
- Rushed 8 times for 28 yards and caught one pass for 16 yards from wide receiver Dante Pettis on a spectacular one-hand grab for his first career reception…Became the first Giants quarterback since Kerry Collins (-2 yards) on Sept. 10, 2001 at Denver to catch a pass…Jones also joined Cam Newton (twice) and Russell Wilson as the only quarterbacks in NFL history with at least 200 passing, 25 rushing and 15 receiving yards in a single game.
- Posted his 2nd game of the season with 2 touchdown passes while completing 22 of 33 attempts for 222 yards and one interception at Kansas City (11/1)…Tied his then career high by completing 75.0% of his passes (15 of 20) for 110 yards, one touchdown and no interceptions for a 104.2 passer rating vs. Las Vegas (11/7)…Jones completed all 9 of his passes in the first half. He was the first Giants quarterback to complete all his first half pass attempts with at least 5 throws since Oct. 10, 1993, when Phil Simms was 9-for-9 for 101 yards and 2 touchdowns in a 41-7 victory in

Washington.
- Completed 23 of 38 passes for 167 yards, one touchdown and 2 interceptions at Tampa Bay (11/22)…Threw the lone touchdown pass of the game to tackle Andrew Thomas for a 2-yard score.
- Hit 19 of 30 passes for 202 yards and one touchdown for a 94.0 passer rating, his 8th game of the season with a rating of 90.0 or better, vs. Philadelphia (11/28)…Suffered a neck injury on the 2nd play but played the rest of the game…Was inactive the next 3 games before going on season-ending injured reserve on Dec. 20.

2020

- In 2020, Jones started all 14 games in which he played…He was inactive at Seattle (12/6) with a hamstring injury and vs. Cleveland (12/20) with hamstring and ankle injuries…Completed 280 of 448 passes (62.5%) for 2,943 yards, 11 touchdowns and 10 interceptions for a passer rating of 80.4…Added 65 rushing attempts for 423 yards (6.5-yard average), then the record for a Giants quarterback in the Super Bowl era…Pro Football Hall of Famer Fran Tarkenton previously held the record with 306 yards in 1967.
- Jones' 6.5-yard average was the NFL's highest among the 91 players with at least 50 rushing attempts in 2020…It was the 2nd-highest in a single season in Giants history among players with 50+ attempts behind Ward Cuff (6.54 average on 80 carries in 1943).
- Jones was the first quarterback in Giants history with 2,500 passing yards and 400 rushing yards in a season…Led the Giants in rushing 6 times, a single-season record for a Giants quarterback in the Super Bowl era…Jones first set the mark with 3 leading performances as a rookie in 2019…Lamar Jackson, who led Baltimore in rushing 7 times, was the only quarterback to pace his team more often than Jones.
- Elected one of the Giants' team captains for the first time.
- From Nov. 2 vs. Tampa Bay until the season finale vs. Dallas on Jan. 3, Jones threw a career-high 177 passes without an interception…He did not throw a pick in 5 consecutive games…The streak ended when Cowboys safety Donovan Wilson picked off a Jones pass in the 3rd quarter.
- Jones threw a season-high 41 passes 3 times: vs. Pittsburgh (9/14), vs. Tampa Bay (11/2) and at Baltimore (12/27)…He had season-high totals in completions (26) and yards (279) against the Steelers…Jones threw a season-high 2 touchdown passes in 4 games: vs. Pittsburgh, at Philadelphia (10/22), vs. Tampa Bay and vs. Dallas (1/3).
- Completed 16 of 27 passes for 213 yards and no touchdowns or interceptions for a passer rating of 84.3 in Cincinnati (11/29) before leaving the game with a right hamstring injury he suffered on a 7-yard run in the 3rd quarter.
- In the Giants' first victory of the season, vs. Washington (10/18), Jones led the Giants with 74 yards on 7 carries…The yardage total was the highest by a Giants quarterback since Jeff Hostetler ran for 82 yards at New England on Dec. 30, 1990…The 7 rushing attempts were the most by a Giants quarterback since Kerry Collins ran 7 times at St. Louis on Sept. 15, 2002.
- In that game, Jones gained 49 yards on a 2nd quarter run around left end, then the longest run by a Giants quarterback in the Super Bowl era…The previous long was a 47-yarder by Hostetler at Phoenix on 10, 1991.
- Four days later, Jones broke both rushing records in Philadelphia (10/22)…He led all rushers with 92 yards, the most yards by a Giants quarterback in a game since Frank Filchock had 108 against at Pittsburgh on Oct. 6, 1946…Jones gained most of his yards on an 80-yard run in the 3rd quarter…It was the longest run by a Giants' quarterback in the Super Bowl era, eclipsing his 49-yarder vs. Washington…The 80-yarder was also the longest run by a quarterback in NFL history that did not result in a touchdown…It was the longest run by an NFL quarterback since Tennessee's Marcus Mariota scored on an 87-yard run against Jacksonville on Dec. 6, 2015.
- Jones's run tied for the 4th-longest in Giants history and was the 2nd-longest that was not a touchdown:

95	Tiki Barber, at Oakland, Dec. 31, 2005 (TD)
91	Hap Moran, vs. Green Bay, Nov. 23, 1930
88	Ahmad Bradshaw, at Buffalo, Dec. 23, 2007 (TD)
80	Eddie Price, at Philadelphia, Dec. 9, 1951 (TD)
80	**Daniel Jones, at Philadelphia, Oct. 22, 2020**

- When Jones rushed for a 34-yard touchdown vs. Philadelphia (11/15), it was the 5th game in 2020 in which he had the Giants' longest run…Hostetler was the last Giants quarterback to do that, in 1991…The 34-yarder was the longest touchdown run by a Giants quarterback since Nov. 10, 1991, when Hostetler scored on a 47-yard run in a 21-14 victory at Phoenix.
- Jones had 9 carries vs. both Philadelphia and Dallas, the highest total by a Giants quarterback since Hostetler had 10 at New England on Dec. 30, 1990, when he rushed for a team-high 82 yards in 13-10 victory vs. the Patriots.
- In 2 games vs. the Eagles, Jones rushed for 156 yards, the highest single season total by a Giants quarterback against one opponent…The previous mark was Hostetler's 82 yards vs. New England in 1990.

2019

- As a rookie in 2019, Jones played in 13 games, including starts in each of the last 12 contests in which he appeared…He set franchise rookie records with 459 passes, 284 completions, 3,027 yards and 24 touchdown passes…The former records had all stood since Charlie Conerly set them in 1948 (299 passes, 162 completions, 2,175 yards and 22 touchdown passes)…Jones threw 12 interceptions and had a passer rating of 87.7.
- Jones' 24 touchdown passes led all rookie quarterbacks in 2019 and were the 4th-most by a rookie in a single season in NFL history…Only Baker Mayfield (27 in 2018), Peyton Manning (26 in 1998) and Russell Wilson (26 in 2012) had more.
- Jones threw a touchdown pass in each of his last 12 games – all starts – the longest streak by a Giants quarterback since Eli Manning threw for a score in 12 straight games in 2008…The Giants' previous rookie record of 9 consecutive games with a touchdown pass to begin a career was set by Conerly in 1948.
- In 2 games against Washington, Jones threw 6 touchdown passes, the highest total by a Giants rookie quarterback against a single opponent…The old mark of 5 was set by Conerly against the Pittsburgh Steelers in 1948.
- Jones finished 2nd on the team with 289 rushing yards…Led the Giants in rushing yards 3 times, with 28 yards in his starting debut at Tampa Bay (9/22), a season-high 54 yards vs. Dallas (11/4) and 20 yards at the Jets (11/10)…He was the first Giants quarterback to lead the team in rushing yards 3 times in a season in the Super Bowl era…Jones had the Giants' longest run in 3 separate games, including a season-long 26-yarder at Chicago (11/24).
- Jones made his NFL debut when he relieved Manning for the Giants' final series at Dallas (9/8)…He completed 3 of 4 passes for 17 yards, with a long completion of 6 yards, and ran once for 5 yards…Jones' first career completion was a 5-yarder to running back Wayne Gallman, Jr. on his initial snap…Gained 5 yards on his first pro rushing attempt but lost a fumble that was forced by linebacker Leighton Vander Esch and recovered by Chidobe Awuzie.
- When Jones made his first career start at Tampa Bay (9/22) he became the first Giants rookie to start at quarterback since Jan. 2, 2005 – the final game of Manning's first season - and the first rookie quarterback to make his starting debut since Manning on Nov 21, 2004.
- Jones completed 23 of 36 passes for 336 yards, 2 touchdowns and no interceptions for a passer rating of 112.7…He also ran for 2 touchdowns while leading the Giants with 28 rushing yards…The Giants overcame an 18-point halftime deficit to defeat the Buccaneers, 32-31.
- Jones was the 2nd rookie quarterback in the Super Bowl era and to throw for at least 300 yards and 2 touchdowns and run for 2 scores in his starting debut…The first was Detroit's Eric Hipple who also passed for 336 yards and was responsible for 6 touchdowns – 4 passing and 2 rushing – in a

48-17 victory vs. Chicago on 19, 1981...Jones and Hipple are the only 2 quarterbacks since the merger with multiple touchdown passes and multiple rushing touchdowns in their first start…The previous rookie quarterback to hit that double in a game was Buffalo's Josh Allen, who threw for 3 scores and ran for 2 vs. Miami on Dec. 30, 2018 in his 11th career start.

- Jones was the first quarterback to be responsible for 4 touchdowns in his starting debut since Mariota threw for 4 scores at Tampa Bay on Sept. 13, 2015.
- Jones was the first Giants rookie quarterback to win his initial career start since Dec. 7, 1980, when Scott Brunner completed eight of 18 passes for 161 yards, 2 touchdowns and one interception in a 27-21 victory at Seattle.
- Jones was the 14th quarterback since the 1970 merger to start his first NFL game in a Giants uniform…He joined Brunner as the only 2 of those 14 quarterbacks to throw 2 touchdown passes in their debut…His 36 passes were the 4th-highest total (strike-replacement starter Mike Busch threw 41 passes in 1987, Joe Pisarcik threw 38 in 1977, and Manning threw 37). But Jones' 23 completions were the most among the 14 first timers…The previous high was Manning's 17…And Jones not only became the first Giants quarterback to pass for more than 300 yards in his debut, he was the first to exceed 200 yards…The previous high was Danny Kanell's 198 yards on Oct. 12, 1997 at Arizona.
- Jones was the first quarterback drafted by the Giants to start a game for them since Dec. 28, 2003 – the final game before Manning's arrival the following spring – when Jesse Palmer, a 4th-round choice in 2001, played the entire game in a 37-24 loss to Carolina in Giants Stadium…Palmer completed 18 of 43 passes for 110 yards, 2 touchdowns and 4 interceptions.
- The Giants had last won a game started by a quarterback they drafted on Oct. 31, 1999 at Philadelphia, 23-17 in overtime…Kent Graham, an 8th-round draft choice in 1992 who spent 3 seasons with the Giants, one with the Detroit Lions and 2 with Arizona, re-signed with the Giants as a free agent on Feb. 17, 1998…In that Halloween game vs. the Eagles, Graham completed 26 of 41 passes for 241 yards, one touchdown and no interceptions.
- The Giants had last won a game started by a quarterback they drafted and who was still with the team after that initial transaction on Oct. 18, 1998, when Kanell led the team to a 34-7 victory vs. Arizona…Kanell, a 4th-round draft choice in 1996, completed 22 of 36 passes for 259 yards, 3 touchdown and no interceptions.
- Jones scored the Giants' first touchdown on a 7-yard run in the 2nd quarter…It was the first rushing touchdown by a Giants quarterback since Manning scored on a one-yarder at Indianapolis on Dec. 23, 2018…The 7-yard run was the longest by a Giants quarterback since Manning's 14-yarder on Oct. 1, 2017 – also at Tampa Bay.
- Jones was the first Giants quarterback other than Manning with a rushing touchdown since David Carr scored on a 12-yard run against Oakland in Giants Stadium on Oct. 11, 2009.
- Jones was the first quarterback whose team overcame an 18-point deficit (28-10) to win in his first career start since Dec. 14, 1997, when Jon Kitna and the Seattle Seahawks fell behind the Raiders in Oakland, 21-3, before rallying for a 22-21 victory.
- Jones was the first NFL quarterback to throw for at least 336 yards in his starting debut since Green Bay's Scott Tolzien passed for 339 yards on Nov. 17, 2013 – vs. the Giants in MetLife Stadium.
- Jones was the first Giants quarterback other than Manning to throw for at least 300 yards since Nov. 2, 2003, when Kerry Collins passed for 303 yards in a victory against the Jets.
- Jones was the first Giants quarterback to rush for 2 touchdowns in a game since Hostetler on Nov. 10, 1991 (runs of 47 and 4 yards in a 21-14 victory against the Cardinals) and the first with 2 rushing touchdowns in a season since Collins in 1999.
- Jones was the first Giants quarterback with at least 2 passing and 2 rushing touchdowns in a game since Nov. 28, 1948, when Conerly threw scoring passes of 14 yards to Ray Poole and 23 yards to Bill Swiacki and scored on runs of one and 14 yards against the Boston Yankees.
- Jones was credited with his first game-winning drive (leading his team from a 4th-quarter deficit or tie to a victory)…He was the first NFL quarterback to do so in his first start since Baltimore's Lamar Jackson on Nov. 18, 2018 vs. Cincinnati.
- Jones' first career touchdown pass was a 75-yarder to tight end Eric Engram…It was the longest first touchdown pass by Giants quarterback since Hostetler's 85-yarder to Stephen Baker at New Orleans on Nov. 26, 1988, and the longest by an NFL player since Arizona tight end Logan Thomas threw an 81-yarder to Andre Ellington on Oct. 5, 2014.
- Jones was the first quarterback to lead the Giants in rushing since Oct. 1, 2000, when Collins ran for 19 yards in a loss at Tennessee.
- Jones improved to 2-0 as a starter when he led the Giants to a 24-3 victory vs. Washington (9/29)…He became the first Giants quarterback to win his first 2 starts since Kanell in 1997 and the first rookie to do so since Simms in 1979…Jones was the 12th quarterback selected in the first round of the draft since the 1970 merger to win each of his first 2 starts with both starts coming in their rookie year.
- In those 2 games, Jones completed 46 of 67 passes (68.7%) for 561 yards, 3 touchdowns and 2 interceptions…The yardage total was the highest among Giants quarterbacks who began their career in the Super Bowl era, easily topping Kanell's 418 yards in his first 2 starts…Jones' 68.7 completion percentage was the highest by a Giants quarterback in his first 2 starts in the Super Bowl era.
- The quarterbacks for the majority of the Giants' victory vs. Washington were Jones and Dwayne Haskins…It was the first Giants game in which a rookie quarterback threw a pass for each team since Dec. 18, 2004, when the players were Manning and Pittsburgh's Ben Roethlisberger.
- When Arizona's Kyler Murray and Jones, the first and 6th players selected in the 2019 NFL Draft, started for the Cardinals and Giants, respectively, on Oct. 20, it was the first matchup of rookie starting quarterbacks in the NFL in 2019…It was also the first game in which the first 2 quarterbacks chosen in their draft squared off since Sept. 13, 2015, when Winston (No. 1) played against Mariota (No. 2)…In addition, it was just the 9th game since the 1970 merger in which rookie quarterbacks selected among the first 10 choices in the draft started against each other…Jones completed 22 of 35 passes for 253 yards, one touchdown and one interception.
- The following week, Jones hit 28 of 41 passes for 322 yards, 4 touchdowns and no interceptions at Detroit (10/27)…He was the 2nd rookie quarterback in history to avoid an interception while throwing for at least 300 yards and 4 scores…The first was Mariota, who on Nov. 8, 2015 had a 371-4-0 line in a 34-28 victory in New Orleans…Jones later accomplished the feat twice more, at the Jets and at Washington.
- In another Oct. 27 game, Jacksonville rookie quarterback Gardner Minshew passed for 279 yards with 3 touchdowns and no interceptions in the Jaguars' 29-15 win vs. the Jets…With Jones and Minshew, Week 8 was the 2nd in NFL history in which 2 rookie quarterbacks each passed for at least 3 touchdowns and 0 interceptions in the same week, joining Week 16 of the 2018 season (the Jets' quarterback Sam Darnold and Cleveland's Baker Mayfield).
- Jones was the first rookie quarterback to throw 4 touchdown passes in a game since Mayfield on Nov. 25, 2018, at Cincinnati.
- Jones set his then career high with his 3rd touchdown pass in Detroit…He was the first Giants rookie with 3 touchdown passes in a game since Manning on Jan. 2, 2005 vs, Dallas, and the first to do it on the road since Simms on Dec. 9, 1979 at St. Louis.
- Completed 26 of 40 passes for 308 yards, 4 touchdowns and no interceptions at the Jets (11/10)…In a 3-game span, Jones completed 80 of 122 passes (65.6%) for 840 yards, 9 touchdowns and one interception.
- Returned after missing 2 games with a sprained ankle to complete 28 of 42 passes for 352 yards, 5 touchdowns and no interceptions for a season-high passer rating of 132.1 in the 41-34 overtime victory in Washington (12/22)…Jones was the first rookie in NFL history with at least 350 passing yards, 5 touchdown passes and zero interceptions in a game.
- Jones was the first rookie in Giants history to throw 5 touchdown passes in a game…He shared the previous record of 4 touchdown passes, which was set by Conerly on Oct. 17, 1948 vs. the Chicago Cardinals and tied by Tom Kennedy on Dec. 11, 1966 vs. Pittsburgh. Jones tied the mark at Detroit (10/27) and at the Jets (11/10).
- Jones was the 5th rookie in NFL history to throw 5 touchdown passes in a game…The others were Detroit's Matthew Stafford vs. Cleveland on Nov.

22, 2009; Tampa Bay's Jameis Winston at Philadelphia on Nov. 22, 2015; and Houston's Deshaun Watson vs. Kansas City on Oct. 8, 2017 and Ray Buivid, who played for the Chicago Bears in 1937-38…On Dec. 5, 1937, he threw 5 touchdown passes in the season finale in Wrigley Field vs. the Chicago Cardinals.

- While Jones threw for 5 touchdowns, Barkley set a franchise record with 279 yards from scrimmage…The Giants were the first team in NFL history to have one player with 275+ scrimmage yards and another with 5 touchdown passes in the same game.
- Jones joined Dallas' Dak Prescott (twice in 2016) as the only rookie quarterbacks in NFL history with 2 games of at least 300 passing yards, 2 touchdown passes and zero interceptions…The game in Washington was Jones' 3rd with at least 4 touchdown passes…The only other rookies in NFL history to do that were Watson and Pro Football Hall of Famer Fran Tarkenton in 1961.
- Jones was the first Giants quarterback to throw 4 or more touchdowns in at least 3 games in one season since Manning (3) in 2015…He was the first player in Giants history to throw at least 4 touchdown passes without an interception 3 times in one season.
- The 5 touchdown passes were tied for the 3rd-highest total in Giants history…Hall of Famer Y.A. Tittle threw for 7 scores vs. Washington on Oct. 28, 1962…Tittle (Dec. 16, 1962 vs. Dallas) and Manning (Nov. 1, 2015 at New Orleans) each threw 6 touchdown passes in a game…Jones was the 4th player to throw 5…The others were Manning (Dec. 30, 2012 vs. Philadelphia), Phil Simms (Sept. 7, 1980 at St. Louis) and Tarkenton (Oct. 25, 1970 vs. St. Louis).
- Jones' 352 passing yards in Washington was the 2nd-highest total by a Giants rookie, behind Conerly's 363 yards at Pittsburgh on Dec. 5, 1948.
- Each of Jones' first four 300-yard games occurred when the Giants were the visiting team: at Tampa Bay, Detroit, the Jets and Washington…He was the first NFL quarterback to record his first four 300-yard games on the road since Kirk Cousins did it his first 5 such games for Washington from 2012-15…Manning's first eight 300-yard games all occurred when the Giants were visitors.
- Jones had 15 touchdown passes and no interceptions in his first four 300-yard games…Only 2 other quarterbacks in history have thrown at least 15 touchdown passes in their first four 300-yard games, but they didn't avoid turnovers like Jones: Pro Football Hall of Famer Sammy Baugh (20 touchdowns and 8 interceptions from 1943-47) and Earl Morrall (15 touchdowns and 9 interceptions from 1963-70 – the only four 300-yard games of his career).
- In the season finale vs. Philadelphia (12/29), Jones threw a then career-high 47 passes and tied another with 28 completions (the 3rd time he hit that total, and the 2nd week in a row)…Jones threw for 301 yards, one touchdown and one interception for a passer rating of 76.6…The 300-yard game was Jones' 2nd in a row and his Giants rookie-record 5th of the season…The five 300-yard games are tied for the 3rd-highest single-season total in franchise history…Manning had 8 in 2011 and 6 in 2015, plus 5 in both 2014 and 2018…Collins had five 300-yard games in 2001.

COLLEGE

- Jones started all 36 games in which he played at Duke from 2016-18…Was a team captain in 2017-18…Two-time recipient of the Carmen Falcone Award as Duke's Most Valuable Player (2016 & 2018)…Three-time Academic All-ACC selection (2016-18)…Two-time ACC Quarterback of the Week (vs. Northwestern and North Carolina in 2018)…Four-time Manning Award Star of the Week recipient (vs. Notre Dame and North Carolina in 2016, and Northwestern and North Carolina in 2018)…MVP of the 2017 Quick Lane Bowl vs. Northern Illinois…Offensive Player of the Game of the 2018 Walk-On's Independence Bowl vs. Temple.
- Completed 764 of 1,275 passes (60%) for 8,201 yards, 52 touchdowns, and 29 interceptions…Added 406 rushing attempts for 1,323 yards (3.3-yard avg.) and 17 touchdowns, caught 2 passes for 6 yards, and punted 5 times for 170 yards…Compiled 9,524 yards of total offense…Averaged 8 passing yards per game…Played 2,603 career snaps…Recorded 300+ yards of total offense in 13 games, including a career-high 547 (186 rushing & 361 passing) vs. North Carolina in 2018…Threw multiple touchdown passes in 16 games, including a career-high 5 vs. Temple in his final game in 2018…Completed 20+ passes in 20 games, including a career-high 34 vs. Miami in 2016…Threw for 300+ yards in 9 games, including a career-high 423 yards vs. Temple in 2018.
- Holds Duke single-game records for total offensive yards (547 vs. North Carolina, 2018) and rushing yards by a quarterback (186 vs. North Carolina, 2018) while sharing the school game marks for touchdown passes of 50+ yards (2 vs. Pittsburgh, 2018).
- In 2018, Jones started all 11 games in which he played…Suffered fractured left clavicle in the 3rd quarter vs. Northwestern (9/8) and underwent surgery on Sept. 9, forcing him to miss games vs. Baylor and N.C. Central…Received the program's Carmen Falcone Award as Duke's Most Valuable Player, becoming the sixth 2-time recipient of the honor.
- Completed 237 of 392 passes (60.5%) for 2,674 yards, 22 touchdowns and 9 interceptions while rushing 104 times for 319 yards (3.1-yard avg.)…Compiled 2,993 total offensive yards…Averaged 243.1 passing yards per game…Caught one pass for 6 yards…Punted twice for 54 yards with both kicks downed inside the opponent 20-yard line…Threw for more than 300 yards in 3 games: Pittsburgh (396), North Carolina (361) and Temple (423)…Tossed 3+ TD passes vs. Northwestern (3), Georgia Tech (3), Pittsburgh (4), North Carolina (3) and Temple (5).
- Tallied season-high totals of 31 completions on 54 attempts for 361 yards, 3 touchdowns and one interception, plus 15 rushing attempts for 186 yards with a long of 68 yards and one score vs. North Carolina…Totaled a season-high 547 offensive yards to become the 3rd player in ACC history to post multiple 300-yard passing and 100-yard rushing games, joining Louisville's Lamar Jackson (5) and Clemson's Tahj Boyd (2)…Jones' 547 yards vs. North Carolina was a Duke single-game record, as were his 186 rushing yards by a quarterback.
- Named MVP of the Reese's Senior Bowl after completing 8 of 11 passes (72.7%) for 115 yards and 1 touchdown while rushing for another score in a 34-24 North team victory.
- In 2017, was a team captain…Quick Lane Bowl MVP…Recipient of Duke's Ace Parker Award, an honor presented annually to an individual who displays unparalleled commitment to the team and overcomes adversity to contribute…Started all 13 games and Completed 257 of 453 passes (56.7%) for 2,691 yards, 14 touchdowns and 11 interceptions…Had 161 carries for 518 yards (3.2-yard avg.) and 7 touchdowns…Compiled 3,209 total offensive yards…One of 6 quarterbacks among Power 5 schools to amass 2,500+ passing yards and 500+ rushing yards.
- In 2016, Received the Carmen Falcone Award as Duke's Most Valuable Player…Academic All-ACC selection…Started all 12 games…Completed 270 of 430 passes (62.8%) for 2,836 yards, 16 touchdowns and 9 interceptions while rushing 141 times for 486 yards (3.5-yard avg.) and 7 touchdowns.

OFF-THE-FIELD ACTIVITY

- Celebrated New York State's inaugural season of high school girls flag football in Somers, New York to lead the kickoff clinic and speak with the athletes...Attended The Giants Foundation Golf Classic which raised over $400,000 for The Giants Foundation…Participated in football drills and fun activities with 100 students from elementary schools who participate in the New York City Police Foundation's Harlem Giants youth program with the police officers…Joined MetLife employees and NYPD officers to distribute meals and play games with families of the New York City Police Foundation's Harlem Giants youth program…Met with members from the Wounded Warriors Project during their visit at the Quest Diagnostic Training Facility to watch practice and enjoy a day with the Giants…Joined members from HicksStrong, an organization that provides mental health services for veterans and active military members, to participate in a Hug Mug event at the Quest Diagnostic Training Facility to paint mugs for military members…Participated in Jingle Jam, where he helped spread holiday joy to over 500 New Jersey foster children by spending time with them and assisting with the gift distribution…Represented Mission 34, an organization that works to eliminate the stigma surrounding mental illness, during Week 13 of the NFL season for My Cause My Cleats.

PERSONAL

» Graduated from Duke in December 2018 with a degree in economics…Son of Becca and Steve Jones…Sister, Becca, lettered 4 seasons (2013-16) in field hockey at Davidson College…Brother, Bates, was a graduate transfer basketball player at Duke after previously playing at Davidson…Sister, Ruthie, is a goalkeeper for the Duke women's soccer team…Three-year letterman at Charlotte Latin High School…Helped the Hawks to a 19-5 record and 2 state championship game appearances…Elected a team captain as both a junior and senior…Set school career records for total offensive yards (8,344), passing yards (6,997) and total touchdowns (98)…As a senior in 2014, completed 151 of 268 passes for 2,949 yards and 43 touchdowns and rushed 109 times for 778 yards and 10 scores to help Charlotte Latin to a 10-2 record and North Carolina Independent Schools Athletic Association (NCISAA) Division I state championship game appearance…Earned first-team NCISAA all-state honors, first-team all-conference accolades and the *South Charlotte Sports Report* Quarterback of the Year Award after setting school single-season records for total yards (3,727), passing yards and touchdown passes passing touchdowns…As a junior, led the team to a 9-3 record and a berth in the NCISAA Division I state title game…Earned 2nd-team NCISAA all-state accolades and was an all-conference honoree after completing 158 of 290 passes for 2,398 yards and 27 touchdowns…Earned 3 letters in basketball, serving as a team co-captain during senior season.

DANIEL JONES' NFL REGULAR SEASON PASSING STATISTICS

DATE	TEAM	GP	GS	ATT.	CMP.	PCT.	YDS	AVG.	TD	INT.	LG	SK	LST	RATE
2019	N.Y. Giants	13	12	459	284	61.9	3,027	6.6	24	12	75t	38	295	87.7
2020	N.Y. Giants	14	14	448	280	62.5	2,943	6.6	11	10	53	45	286	80.4
2021	N.Y. Giants	11	11	361	232	64.3	2,428	6.7	10	7	54t	22	160	84.8
2022	N.Y. Giants	16	16	472	317	67.2	3,205	6.8	15	5	65t	44	243	92.5
2023	N.Y. Giants	5	5	151	104	68.9	884	5.9	2	6	58	28	150	71.7
TOTALS		**59**	**58**	**1,891**	**1,217**	**64.4**	**12,487**	**6.6**	**62**	**40**	**75T**	**177**	**1,134**	**85.3**

DANIEL JONES' NFL POSTSEASON PASSING STATISTICS

DATE	TEAM	GP	GS	ATT.	CMP.	PCT.	YDS	AVG.	TD	INT.	LG	SK	LST	RATE
2022	N.Y. Giants	2	2	62	39	62.9	436	7.0	2	1	47	8	38	87.8
TOTALS		**2**	**2**	**62**	**39**	**62.9**	**436**	**7.0**	**2**	**1**	**47**	**8**	**38**	**87.8**

DANIEL JONES' NFL REGULAR SEASON RUSHING STATISTICS

DATE	TEAM	NO.	YDS.	AVG.	LG	TD
2019	N.Y. Giants	45	279	6.2	26	2
2020	N.Y. Giants	65	423	6.5	80	1
2021	N.Y. Giants	62	298	4.8	46	2
2022	N.Y. Giants	120	708	5.9	25	7
2023	N.Y. Giants	38	197	5.2	17	1
TOTALS		**330**	**1,905**	**5.8**	**80**	**13**

DANIEL JONES' NFL POSTSEASON RUSHING STATISTICS

DATE	TEAM	NO.	YDS.	AVG.	LG	TD
2022	N.Y. Giants	23	102	4.4	15	0
TOTALS		**23**	**102**	**4.4**	**15**	**0**

DANIEL JONES' NFL REGULAR SEASON PASSING/RUSHING STATISTICS

				PASSING											RUSHING				
DATE	TEAM	GP	GS	ATT.	CMP.	PCT.	YDS	AVG.	TD	INT.	LG	SK	LST	RATE	NO.	YDS.	AVG.	LG	TD
2019	N.Y. Giants	13	12	459	284	61.9	3,027	6.6	24	12	75t	38	295	87.7	45	279	6.2	26	2
2020	N.Y. Giants	14	14	448	280	62.5	2,943	6.6	11	10	53	45	286	80.4	65	423	6.5	80	1
2021	N.Y. Giants	11	11	361	232	64.3	2,428	6.7	10	7	54t	22	160	84.8	62	298	4.8	46	2
2022	N.Y. Giants	16	16	472	317	67.2	3,205	6.8	15	5	65t	44	243	92.5	120	708	5.9	25	7
2023	N.Y. Giants	5	5	151	104	68.9	884	5.9	2	6	58	28	150	71.7	38	197	5.2	17	1
TOTALS		**59**	**58**	**1,891**	**1,217**	**64.4**	**12,487**	**6.6**	**62**	**40**	**75T**	**177**	**1,134**	**85.3**	**330**	**1,905**	**5.8**	**80**	**13**

DANIEL JONES' NFL POSTSEASON PASSING/RUSHING STATISTICS

				PASSING											RUSHING				
DATE	TEAM	GP	GS	ATT.	CMP.	PCT.	YDS	AVG.	TD	INT.	LG	SK	LST	RATE	NO.	YDS.	AVG.	LG	TD
2022	N.Y. Giants	2	2	62	39	62.9	436	7.0	2	1	47	8	38	87.8	23	102	4.4	15	0
TOTALS		**2**	**2**	**62**	**39**	**62.9**	**436**	**7.0**	**2**	**1**	**47**	**8**	**38**	**87.8**	**23**	**102**	**4.4**	**15**	**0**

SINGLE-GAME HIGHS: QUARTERBACK

Pass Attempts	51 vs. Los Angeles Rams, Oct 17, 2021
	47 vs. Philadelphia Eagles, Dec 29, 2019
	44 vs. Detroit Lions, Nov 20, 2022
	42 at Minnesota Vikings, Dec 24, 2022
	42 at Washington Redskins, Dec 22, 2019
Pass Completions	30 at Minnesota Vikings, Dec 24, 2022
	29 vs. Los Angeles Rams, Oct 17, 2021
	28 at New Orleans Saints, Oct 03, 2021
	28 vs. Philadelphia Eagles, Dec 29, 2019
	28 at Washington Redskins, Dec 22, 2019
	28 at Detroit Lions, Oct 27, 2019
Yards Passing	402 at New Orleans Saints, Oct 03, 2021
	352 at Washington Redskins, Dec 22, 2019
	341 vs. Detroit Lions, Nov 20, 2022
	336 at Tampa Bay Buccaneers, Sep 22, 2019
	334 at Minnesota Vikings, Dec 24, 2022
TD Passes	5 at Washington Redskins, Dec 22, 2019
	4 at New York Jets, Nov 10, 2019
	4 at Detroit Lions, Oct 27, 2019
	2 at Arizona Cardinals, Sep 17, 2023
	2 vs. Indianapolis Colts, Jan 01, 2023
	...11 more at 2.
Long Passes	75t at Tampa Bay Buccaneers, Sep 22, 2019
	65t at Tennessee Titans, Sep 11, 2022
	65 vs. Dallas Cowboys, Nov 04, 2019
	64t at New England Patriots, Oct 10, 2019
	61t at New York Jets, Nov 10, 2019
Completion Percentage	81.0 at Tennessee Titans, Sep 11, 2022
	80.6 vs. Washington Commanders, Dec 04, 2022
	79.4 vs. Seattle Seahawks, Oct 02, 2023
	79.2 vs. Indianapolis Colts, Jan 01, 2023
	77.8 at Green Bay Packers, Oct 09, 2022
Passer Rating	153.3 vs. Houston Texans, Nov 13, 2022
	132.1 at Washington Redskins, Dec 22, 2019
	125.2 vs. Indianapolis Colts, Jan 01, 2023
	124.2 at Detroit Lions, Oct 27, 2019
	121.7 at New York Jets, Nov 10, 2019
Rush Attempts	13 vs. Dallas Cowboys, Sep 10, 2023
	12 vs. Washington Commanders, Dec 04, 2022
	11 vs. Indianapolis Colts, Jan 01, 2023
	11 at Jacksonville Jaguars, Oct 23, 2022
	10 vs. Seattle Seahawks, Oct 02, 2023
	10 at Washington Commanders, Dec 18, 2022
	...2 more at 10.
Rushing Yards	107 at Jacksonville Jaguars, Oct 23, 2022
	95 at Washington Football Team, Sep 16, 2021
	92 at Philadelphia Eagles, Oct 22, 2020
	91 vs. Indianapolis Colts, Jan 01, 2023
	79 vs. Dallas Cowboys, Sep 26, 2022
Rushing Average	10.6 vs. Washington Football Team, Oct 18, 2020
	10.6 at Washington Football Team, Sep 16, 2021
	9.7 at Jacksonville Jaguars, Oct 23, 2022
	8.8 vs. Dallas Cowboys, Sep 26, 2022
	8.3 vs. Indianapolis Colts, Jan 01, 2023
Longest Runs	80 at Philadelphia Eagles, Oct 22, 2020
	49 vs. Washington Football Team, Oct 18, 2020
	46 at Washington Football Team, Sep 16, 2021
	34t vs. Philadelphia Eagles, Nov 15, 2020
	26 at Chicago Bears, Nov 24, 2019
Rushing TDs	2 vs. Indianapolis Colts, Jan 01, 2023
	2 vs. Chicago Bears, Oct 02, 2022
	2 at Tampa Bay Buccaneers, Sep 22, 2019
	1 at Arizona Cardinals, Sep 17, 2023
	...6 more at 1.

SINGLE-GAME HIGHS - POSTSEASON: QUARTERBACK

Pass Attempts	35 at Minnesota Vikings, Jan 15, 2023
	27 at Philadelphia Eagles, Jan 21, 2023
Pass Completions	24 at Minnesota Vikings, Jan 15, 2023
	15 at Philadelphia Eagles, Jan 21, 2023
Yards Passing	301 at Minnesota Vikings, Jan 15, 2023
	135 at Philadelphia Eagles, Jan 21, 2023
TD Passes	2 at Minnesota Vikings, Jan 15, 2023
Long Passes	47 at Minnesota Vikings, Jan 15, 2023
	32 at Minnesota Vikings, Jan 15, 2023
	24 at Minnesota Vikings, Jan 15, 2023
	22 at Minnesota Vikings, Jan 15, 2023
	19 at Philadelphia Eagles, Jan 21, 2023
	...4 more at 19.
Completion Percentage	68.6 at Minnesota Vikings, Jan 15, 2023
	55.6 at Philadelphia Eagles, Jan 21, 2023
Passer Rating	114.1 at Minnesota Vikings, Jan 15, 2023
	53.8 at Philadelphia Eagles, Jan 21, 2023
Rush Attempts	17 at Minnesota Vikings, Jan 15, 2023
	6 at Philadelphia Eagles, Jan 21, 2023
Rushing Yards	78 at Minnesota Vikings, Jan 15, 2023
	24 at Philadelphia Eagles, Jan 21, 2023
Rushing Average	4.6 at Minnesota Vikings, Jan 15, 2023
Longest Runs	15 at Minnesota Vikings, Jan 15, 2023
	14 at Minnesota Vikings, Jan 15, 2023
	12 at Minnesota Vikings, Jan 15, 2023
	10 at Minnesota Vikings, Jan 15, 2023
	9 at Philadelphia Eagles, Jan 21, 2023

300-YARD PASSING GAMES (9): REGULAR SEASON

DATE	TEAM	NO.	YDS.	AVG.	LG	TD
09/22/19	at Tampa Bay	23	336	14.6	75t	2
10/27/19	at Detroit	28	322	11.5	38	4
11/10/19	at N.Y. Jets	26	308	11.8	61t	4
12/22/19	at Washington	28	352	12.6	51	5
12/29/19	PHILADELPHIA	28	301	10.8	33	1
10/03/21	at New Orleans	28	402	14.4	54t	2
11/20/22	DETROIT	27	341	12.6	24	1
12/24/22	at Minnesota	30	334	11.1	33	1
09/17/23	at Arizona	26	321	12.3	58	2

300-YARD PASSING GAMES (1): POSTSEASON

DATE	TEAM	NO.	YDS.	AVG.	LG	TD
01/15/23	at Minnesota	24	301	12.5	47	2

2019 GAME-BY-GAME REGULAR-SEASON STATISTICS (N.Y. GIANTS)

			PASSING											RUSHING					
DATE	OPPONENT	P/S	ATT	CMP	YDS	PCT	Y/A	Y/C	TD	INT	LG	SK/YD	RATE	ATT	YDS	LG	TD	W/L	SCORE
09/08	at Dallas	P	4	3	17	75.0	4.3	5.7	0	0	6	0/0	82.3	1	5	5	0	L	17-35
09/15	Buffalo								DID NOT PLAY (NON-INJURY)									L	14-28
09/22	at Tampa Bay	S	36	23	336	63.9	9.3	14.6	2	0	75t	5/24	112.7	4	28	11	2	W	32-31
09/29	Washington	S	31	23	225	74.2	7.3	9.8	1	2	31	0/0	78.0	5	33	16	0	W	24-3
10/06	Minnesota	S	38	21	182	55.3	4.8	8.7	1	1	35t	4/35	65.9	3	12	8	0	L	10-28
10/10	at New England	S	31	15	161	48.4	5.2	10.7	1	3	64t	1/0	35.2	2	8	9	0	L	14-35
10/20	Arizona	S	35	22	223	62.9	6.4	10.1	1	1	28t	8/67	78.6	4	35	11	0	L	21-27
10/27	at Detroit	S	41	28	322	68.3	7.9	11.5	4	0	38	3/32	124.2	4	13	9	0	L	26-31
11/04	Dallas	S	41	26	210	63.4	5.1	8.1	1	1	65	5/39	74.2	6	54	16	0	L	18-37
11/10	at N.Y. Jets	S	40	26	308	65.0	7.7	11.8	4	0	61t	6/50	121.7	3	20	11	0	L	27-34
11/24	at Chicago	S	36	21	150	58.3	4.2	7.1	2	0	23t	1/16	86.6	2	27	26	0	L	14-19
12/01	Green Bay	S	37	20	240	54.1	6.5	12.0	1	3	43	0/0	49.4	5	6	6	0	L	13-31
12/09	at Philadelphia								INACTIVE									L	17-23+
12/15	Miami								INACTIVE									W	36-20
12/22	at Washington	S	42	28	352	66.7	8.4	12.6	5	0	51	1/6	132.1	3	12	11	0	W	41-35+
12/29	Philadelphia	S	47	28	301	59.6	6.4	10.8	1	1	33	4/26	76.6	3	26	17	0	L	17-34
2019 TOTALS		**13-12**	**459**	**284**	**3,027**	**61.9**	**6.6**	**10.7**	**24**	**12**	**75T**	**38/295**	**87.7**	**45**	**279**	**26**	**2**	**4-12**	

+ - Overtime

2020 GAME-BY-GAME REGULAR-SEASON STATISTICS (N.Y. GIANTS)

			PASSING											RUSHING					
DATE	OPPONENT	P/S	ATT	CMP	YDS	PCT	Y/A	Y/C	TD	INT	LG	SK/YD	RATE	ATT	YDS	LG	TD	W/L	SCORE
09/14	Pittsburgh	S	41	26	279	63.4	6.8	10.7	2	2	41t	3/17	79.2	4	22	13	0	L	16-26
09/20	at Chicago	S	40	25	241	62.5	6.0	9.6	0	1	24	4/21	68.9	3	21	12	0	L	13-17
09/27	San Francisco	S	32	17	179	53.1	5.6	10.5	0	1	29	2/14	56.6	5	49	23	0	L	9-36
10/04	at L.A. Rams	S	36	23	190	63.9	5.3	8.3	0	1	33	5/31	65.7	6	45	13	0	L	9-17
10/11	at Dallas	S	33	20	222	60.6	6.7	11.1	0	0	39	2/11	80.6	2	-7	-1	0	L	34-37
10/18	Washington	S	19	12	112	63.2	5.9	9.3	1	1	23t	1/4	74.9	7	74	49	0	W	20-19
10/22	at Philadelphia	S	30	20	187	66.7	6.2	9.4	2	1	39t	3/22	91.9	4	92	80	0	L	21-22
11/02	Tampa Bay	S	41	25	256	61.0	6.2	10.2	2	2	30	3/18	74.8	3	20	15	0	L	23-25
11/08	at Washington	S	34	23	212	67.6	6.2	9.2	1	0	50	5/28	94.2	6	4	5	0	W	23-20
11/15	Philadelphia	S	28	21	244	75.0	8.7	11.6	0	0	40	3/13	100.9	9	64	34t	1	W	27-17
11/29	at Cincinnati	S	27	16	213	59.3	7.9	13.3	0	0	53	0/0	84.3	6	19	7	0	W	19-17
12/06	at Seattle								INACTIVE									W	17-12
12/13	Arizona	S	21	11	127	52.4	6.0	11.5	0	0	39	6/52	70.9	0	0	0	0	L	7-26
12/20	Cleveland								ON INACTIVE LIST									L	6-20
12/27	at Baltimore	S	41	24	252	58.5	6.1	10.5	1	0	20	6/37	84.6	1	3	3	0	L	13-27
01/03	Dallas	S	25	17	229	68.0	9.2	13.5	2	1	33t	2/18	106.9	9	17	11	0	W	23-19
2020 TOTALS		**14-14**	**448**	**280**	**2,943**	**62.5**	**6.6**	**10.5**	**11**	**10**	**53**	**45/286**	**80.4**	**65**	**423**	**80**	**1**	**6-10**	

2021 GAME-BY-GAME REGULAR-SEASON STATISTICS (N.Y. GIANTS)

			PASSING											RUSHING					
DATE	OPPONENT	P/S	ATT	CMP	YDS	PCT	Y/A	Y/C	TD	INT	LG	SK/YD	RATE	ATT	YDS	LG	TD	W/L	SCORE
09/12	Denver	S	37	22	267	59.5	7.2	12.1	1	0	42	2/13	90.7	6	27	8	1	L	13-27
09/16	at Washington	S	32	22	249	68.8	7.8	11.3	1	0	33t	4/21	102.2	9	95	46	1	L	29-30
09/26	Atlanta	S	35	24	266	68.6	7.6	11.1	0	0	38	2/20	90.9	8	39	12	0	L	14-17
10/03	at New Orleans	S	40	28	402	70.0	10.1	14.4	2	1	54t	0/0	108.5	4	27	20	0	W	27-21+
10/10	at Dallas	S	13	5	98	38.5	7.5	19.6	0	0	38	0/0	65.5	3	9	6	0	L	20-44
10/17	L.A. Rams	S	51	29	242	56.9	4.7	8.3	0	3	17	4/41	44.7	3	4	2	0	L	11-38
10/24	Carolina	S	33	23	203	69.7	6.2	8.8	1	0	27	2/20	95.9	8	28	14	0	W	25-3
11/01	at Kansas City	S	32	22	222	68.8	6.9	10.1	2	1	50	3/13	96.1	5	12	6	0	L	17-20
11/07	Las Vegas	S	20	15	110	75.0	5.5	7.3	1	0	30t	2/6	104.2	4	17	8	0	W	23-16
11/22	at Tampa Bay	S	38	23	167	60.5	4.4	7.3	1	2	28	2/18	57.7	3	10	6	0	L	10-30
11/28	Philadelphia	S	30	19	202	63.3	6.7	10.6	1	0	20	1/8	94.0	9	30	14	0	W	13-7
12/05	at Miami								ON INACTIVE LIST									L	9-20
12/12	at L.A. Chargers								ON INACTIVE LIST									L	21-37
12/19	Dallas								ON INACTIVE LIST									L	6-21
12/26	at Philadelphia								ON INACTIVE LIST									L	10-34
01/02	at Chicago								ON INACTIVE LIST									L	3-29
01/09	Washington								ON INACTIVE LIST									L	7-22
2021 TOTALS		**11-11**	**361**	**232**	**2,428**	**64.3**	**6.7**	**10.5**	**10**	**7**	**54T**	**22/160**	**84.8**	**62**	**298**	**46**	**2**	**4-13**	

+ - Overtime

2022 GAME-BY-GAME REGULAR-SEASON STATISTICS (N.Y. GIANTS)

			PASSING											RUSHING					
DATE	OPPONENT	P/S	ATT	CMP	YDS	PCT	Y/A	Y/C	TD	INT	LG	SK/YD	RATE	ATT	YDS	LG	TD	W/L/T	SCORE
09/11	at Tennessee	S	21	17	188	81.0	9.0	11.1	2	1	65t	5/32	115.9	6	25	11	0	W	21-20
09/18	Carolina	S	34	22	176	64.7	5.2	8.0	1	0	24	3/14	87.4	10	21	11	0	W	19-16
09/26	Dallas	S	37	20	196	54.1	5.3	9.8	0	1	21	5/27	57.9	9	79	17	0	L	16-23
10/02	Chicago	S	13	8	71	61.5	5.5	8.9	0	0	18	1/11	76.1	6	68	21t	2	W	20-12
10/09	at Green Bay	S	27	21	217	77.8	8.0	10.3	0	0	41	1/4	100.2	10	37	14	0	W	27-22
10/16	Baltimore	S	27	19	173	70.4	6.4	9.1	2	0	18	4/18	112.1	6	6	4	0	W	24-20
10/23	at Jacksonville	S	30	19	202	63.3	6.7	10.6	1	0	32t	1/2	94.0	11	107	24	1	W	23-17
10/30	at Seattle	S	31	17	176	54.8	5.7	10.4	0	0	27	5/29	71.4	6	20	6	0	L	13-27
11/13	Houston	S	17	13	197	76.5	11.6	15.2	2	0	54t	3/21	153.3	5	24	11	0	W	24-16
11/20	Detroit	S	44	27	341	61.4	7.8	12.6	1	2	24	2/17	74.1	7	50	15	1	L	18-31
11/24	at Dallas	S	35	21	228	60.0	6.5	10.9	1	0	44	3/18	88.8	3	14	8	0	L	20-28
12/04	Washington	S	31	25	200	80.6	6.5	8.0	1	0	55	4/18	104.3	12	71	21	0	T	20-20
12/11	Philadelphia	S	27	18	169	66.7	6.3	9.4	1	0	37	4/17	96.1	4	26	17	1	L	22-48
12/18	at Washington	S	32	21	160	65.6	5.0	7.6	0	0	19	0/0	77.6	10	35	10	0	W	20-12
12/24	at Minnesota	S	42	30	334	71.4	8.0	11.1	1	1	33	3/15	92.8	4	34	14	0	L	24-27
01/01	Indianapolis	S	24	19	177	79.2	7.4	9.3	2	0	28	0/0	125.2	11	91	25	2	W	38-10
01/08	at Philadelphia								DID NOT PLAY (NON-INJURY)									L	16-22
2022 TOTALS		**16-16**	**472**	**317**	**3,205**	**67.2**	**6.8**	**10.1**	**15**	**5**	**65T**	**44/243**	**92.5**	**120**	**708**	**25**	**7**	**9-7-1**	

2023 GAME-BY-GAME REGULAR-SEASON STATISTICS (N.Y. GIANTS)

			PASSING											RUSHING					
DATE	OPPONENT	P/S	ATT	CMP	YDS	PCT	Y/A	Y/C	TD	INT	LG	SK/YD	RATE	ATT	YDS	LG	TD	W/L	SCORE
09/10	Dallas	S	28	15	104	53.6	3.7	6.9	0	2	24	7/47	32.4	13	43	11	0	L	0-40
09/17	at Arizona	S	37	26	321	70.3	8.7	12.3	2	1	58	3/9	103.5	9	59	15	1	W	31-28
09/21	at San Francisco	S	32	22	137	68.8	4.3	6.2	0	1	18	2/16	64.2	2	5	4	0	L	12-30
10/02	Seattle	S	34	27	203	79.4	6.0	7.5	0	2	22	10/59	67.0	10	66	17	0	L	3-24
10/08	at Miami	S	20	14	119	70.0	6.0	8.5	0	0	21	6/19	85.2	4	24	11	0	L	16-31
10/15	at Buffalo								ON INACTIVE LIST									L	9-14
10/22	Washington								ON INACTIVE LIST									W	14-7
2023 TOTALS		**5-5**	**151**	**104**	**884**	**68.9**	**5.9**	**8.5**	**2**	**6**	**58**	**28/150**	**71.7**	**38**	**197**	**17**	**1**	**2-5**	

2022 GAME-BY-GAME POSTSEASON STATISTICS (N.Y. GIANTS)

			PASSING											RUSHING					
DATE	OPPONENT	P/S	ATT	CMP	YDS	PCT	Y/A	Y/C	TD	INT	LG	SK/YD	RATE	ATT	YDS	LG	TD	W/L	SCORE
01/15	at Minnesota	S	35	24	301	68.6	8.6	12.5	2	0	47	3/12	114.1	17	78	15	0	W	31-24
01/21	at Philadelphia	S	27	15	135	55.6	5.0	9.0	0	1	19	5/26	53.8	6	24	9	0	L	7-38
2022 TOTALS		**2-2**	**62**	**39**	**436**	**62.9**	**7.0**	**11.2**	**2**	**1**	**47**	**8/38**	**87.8**	**23**	**102**	**15**	**0**	**1-1**	



CASEY KREITER

(CRY-ter)

LS

59

HEIGHT: 6-1
WEIGHT: 250
COLLEGE: IOWA
HOW ACQUIRED: FA-'20
NFL EXP.: 8TH YEAR
GIANTS EXP.: 4TH YEAR

HONORS

» Pro Bowl: 2018

TRANSACTIONS

» Signed as a rookie free agent by the Dallas Cowboys on May 12, 2014…Waived by Dallas on Aug. 26, 2014…Signed by Dallas on March 17, 2015…Waived by Dallas on Aug. 31, 2015…Signed by the Denver Broncos on April 4, 2016…Signed as a free agent by the Giants on April 1, 2020.

CAREER HIGHLIGHTS

» Has played in 114 regular-season games for Denver and Giants and 2 postseason games for the Giants…Played in every regular-season game each of the previous 6 seasons…Made 9 special teams tackles…Selected to the AFC Pro Bowl team following the 2018 season.
» In 2022, played in all 17 regular-season games and 2 postseason games for the Giants…Delivered snaps on punts and placekicks without error throughout the regular season and in the NFC Wild Card Game at Minnesota (1/15) and divisional round at Philadelphia (1/21).
» In 2021, played in all 17 games and handled 125 snaps without an unplayable delivery.
» In his first season with the Giants in 2020, flawlessly snapped on punts and placekicks in all 16 games…Had one special teams tackle, at Cincinnati (11/29).
» In 2019, snapped for punts and placekicks in each of Denver's 16 games…Credited with 2 special teams tackles – one vs. Jacksonville (9/29) and one at Buffalo (11/24).
» In 2018, Kreiter played in all 16 games and was the AFC's snapper in the Pro Bowl after handling 146 snaps without an unplayable delivery.
» In 2017, snapped in all 16 games and made 2 special-teams tackles – one apiece vs. Dallas (9/17) and at Miami (12/3).
» In his first active season in 2016, Kreiter played in 10 games before suffering a season-ending calf injury...Made his NFL debut vs. Carolina (9/8)...Snapped and made one special-teams tackle at San Diego (10/13)...Placed on injured reserve on Dec 16.
» In 2015, competed with Dallas in training camp and was waived during final roster cutdowns on Aug. 31.
» In 2014, spent training camp with Dallas before being waived on Aug. 26.

COLLEGE

» Kreiter snapped in 40 games for the University of Iowa, earning honorable mention All-Big Ten honors as a senior...Recorded 9 special-teams tackles on punt coverage...Named Academic All-Big Ten in his last 3 seasons.

OFF-THE-FIELD ACTIVITY

» Participated in a virtual conversation for Mental Health Awareness Month with students across New York City to share the importance of mental health…Attended The Giants Foundation Golf Classic which raised over $400,000 for The Giants Foundation…Attended the My Sisters' Place Spring Gala to support their mission to end domestic violence and human trafficking…Kicked off the Clifton School #5 field day and participated in activities with the students…Met with members from the Wounded Warriors Project during their visit at the Quest Diagnostic Training Facility to watch practice and enjoy a day with the Giants…Joined members from HicksStrong, an organization that provides mental health services for veterans and active military members, to participate in a Hug Mug event at the Quest Diagnostic Training Facility to paint mugs for military members…Represented Gamers Outreach, a non-profit that provides relief through video gaming to children who are going through medical treatments, during Week 13 of the My Cause My Cleats NFL Initiative.

PERSONAL

» Kreiter (pronounced CRY-ter) has 3 children: Landen, Breckyn and Quincy…Attended Central High School in DeWitt, Iowa, where he earned first-team all-state honors as a senior and 2nd team accolades as a junior...Competed in wrestling, baseball and track and field...Spent his time out of football teaching in Iowa...Chosen as a Broncos Community Ambassador Award winner in 2017.

CASEY KREITER'S NFL REGULAR SEASON STATISTICS

DATE	TEAM	GP
2016	Denver	10
2017	Denver	16
2018	Denver	16
2019	Denver	16
2020	N.Y. Giants	16
2021	N.Y. Giants	17
2022	N.Y. Giants	17
2023	N.Y. Giants	7
NFL TOTALS		**115**

CASEY KREITER'S NFL POSTSEASON STATISTICS

DATE	TEAM	GP
2022	N.Y. Giants	2
NFL TOTALS		**2**

Additional Statistics: 2016 – one special teams tackle; 2017 – 2 special teams tackles; 2019 – 2 special teams tackles; 2020 – one special teams tackle.

2023 GAME-BY-GAME REGULAR-SEASON STATISTICS (N.Y. GIANTS)

DATE	OPPONENT			W/L	SCORE
09/10	Dallas	P		L	0-40
09/17	at Arizona	P		W	31-28
09/21	at San Francisco	P		L	12-30
10/02	Seattle	P		L	3-24
10/08	at Miami	P		L	16-31
10/15	at Buffalo	P		L	9-14
10/22	Washington	P		W	14-7
2023 TOTALS		**7**		**2-5**	



DEXTER LAWRENCE II

DL

97

HEIGHT: 6-4
WEIGHT: 340
COLLEGE: CLEMSON
HOW ACQUIRED: D1-'19
NFL EXP.: 5TH YEAR
GIANTS EXP.: 5TH YEAR

HONORS

- Pro Bowl: 2022
- Second-team All Pro: 2022

TRANSACTIONS

- Originally a first-round (17th pick overall) draft choice by the Giants in 2019.

CAREER HIGHLIGHTS

- Has played in 70 regular-season games with 63 starts for the Giants and started both postseason games in which he's played…Career totals include 233 tackles (128 solo), 16.5 sacks, 63 quarterback hits, 22 tackles for loss, 4 forced fumbles, and 8 passes defensed...Postseason totals include 12 tackles (6 solo), one tackle for loss and 4 quarterback hits…Lawrence is the Giants' first defensive lineman to post at least 2.5 sacks in each of his first 3 seasons. Mathias Kiwanuka, a defensive end who played linebacker in 2nd season, had 2.5 or more sacks in 9 Giants seasons.
- In 2022, started all 16 regular-season games in which he played he played in and both postseason games for the Giants…Inactive at Philadelphia along with numerous other starters (1/8)…In addition to his Pro Bowl and all-pro accolades, Lawrence set careers highs with 68 tackles (35 solo), 7 tackles for loss, 7.5 sacks, 28 quarterback hits, 3 passes defensed and 2 forced fumbles…In the postseason, he had 12 tackles (6 solo), one tackle for loss and 4 quarterback hits.
- Forced a fumble vs. Carolina (9/18)…Notched a single-game career-high 2.0 sacks of Justin Fields vs. Chicago (10/2)…Recorded 5 tackles (4 solo) and 1.0 sack for 6 yards at Green Bay (10/9)…Sacked quarterback Lamar Jackson for a 7-yard loss vs. Baltimore (10/16), his career-long 3rd consecutive game with a sack…Collected a 9-yard sack of quarterback Davis Mills and was credited with a career-best 5 quarterback hits vs. Houston (11/13)…Shared the team lead with 7 tackles (3 solo) vs. Detroit (11/20).
- Picked up his 6th sack of the season and tallied a career-high 9 tackles (4 solo), including one tackle for loss and 2 quarterback hits vs. Washington (12/4)…Registered 2 tackles (one solo), one forced fumble and 3 quarterback hits and combined with Azeez Ojulari on a 9-yard sack of Taylor Heinicke at Washington (12/18)...Recorded an 8-yard sack of Nick Foles vs. Indianapolis (1/1), increasing his regular-season total to a career-high and team-leading 7.5 sacks.
- Produced 6 tackles in both postseason games – 2 solo in the NFC Wild Card Game at Minnesota (1/15) and 4 solo in the divisional round at Philadelphia (1/21)…Also added a tackle for loss and 4 quarterback hits of Kirk Cousins at Minnesota.
- In 2021, played in 16 games with 10 starts and set then career highs of 54 tackles (27 solo) and 11 quarterback hits…Added 2.5 sacks, 5 tackles for loss, 2 passes defensed and one forced fumble.
- Started and tallied 3 tackles (one solo), one quarterback hit and one tackle for loss vs. Atlanta (9/26)…Made 7 tackles (2 solo) and added a half-sack vs. the Rams (10/17)…Recorded his first full sack of the season for a 6-yard loss vs. Carolina (10/24)…Forced the 2nd fumble of his career vs. Philadelphia (11/28) when he stripped Eagles running back Boston Scott in the 4th quarter, which was recovered by safety Julian Love.
- Produced 7 tackles (4 solo), 1.0 sack, one tackle for loss and a career-high 3 quarterback hits at the L.A. Chargers (12/12)…Did not play at Chicago (1/2) when he was on the Reserve/COVID-19 list, ending his streak of 47 consecutive games played to start his career…Started and totaled 5 tackles (3 solo) and with a tackle for loss vs. Washington (1/9).
- In 2020, played in all 16 games with 15 starts at defensive tackle…Did not start vs. Pittsburgh (9/14)…Tied linebacker Kyler Fackrell for 2nd on the team with 4.0 sacks…Tallied 53 tackles (30 solo), 6 tackles for loss, 10 quarterback hits and 2 passes defensed.
- Lawrence had 1.0 sack in 4 games – vs. Pittsburgh, at Philadelphia (10/22), vs. Philadelphia (11/15) and vs. Cleveland (12/20)…Twice posted a season-high 6 tackles – 3 solo at the Rams (10/4) and 2 solo vs. the Browns…Collected 5 unassisted stops at Chicago (9/20)…Had 3 tackles (one solo) vs. Washington (10/18) and teamed with Blake Martinez to pressure Kyle Allen into throwing an incomplete pass on a potential game-winning 2-point conversion with 36 seconds remaining, clinching the Giants' first victory of the season.
- As a rookie in 2019, was one of 6 Giants players to start all 16 games…It was the 5th consecutive season in which a Giants rookie drafted in the first and/or 2nd round started all 16 games. The others were safety Landon Collins (2015), wide receiver Sterling Shepard (2016), defensive tackle Dalvin Tomlinson (2017), and running back Saquon Barkley and guard Will Hernandez (2018)…When Lawrence started the season opener in Dallas (9/8), it marked the 7th consecutive season the Giants started a rookie draft choice in their first game.
- Lawrence totaled 38 tackles (24 solo), 2.5 sacks, one forced fumble, 3 tackles for loss, 9 quarterback hits and one pass defensed…Had one solo tackle in his NFL debut at the Cowboys…Tallied a season-high 5 tackles (3 solo) vs. Minnesota (10/6) and 4 stops (2 solo) vs. Buffalo and at New England…Also collected a season-best 3 solo tackles vs. Green Bay (12/1) and at Philadelphia (12/9)…Recorded his first career sack, a 7-yard takedown of Jameis Winston, at Tampa Bay (9/22)…Also registered an 11-yard sack of Kirk Cousins vs. the Vikings and shared a 9-yarder of Matthew Stafford with Markus Golden at Detroit (10/27).

COLLEGE

» Played in 40 games with 36 starts in 3 seasons (2016-18) at Clemson…Three-time All-ACC selection…Career totals include 162 tackles (100 solo) 19 tackles for losses, 11.0 sacks, one forced fumble, 3 fumble recoveries, 5 passes defensed, one interception, and 43 quarterback pressures…In 2018, started all 13 games in which he played for the national champion Tigers…AFCA first-team All-America and first-team All-ACC selection...Credited with 44 tackles (30 solo), 7.5 tackles for loss, 1.5 sacks, 3 pass breakups, 15 quarterback pressures, one fumble recovery, one blocked kick and one rushing touchdown in 467 combined offensive and defensive snaps…In 2017, started all 12 games in which he played…Missed 2 games with a foot injury…One of 18 semifinalists for the Bednarik Award, which is presented to the best defensive player in college football…First-team All-ACC selection…Finished the season with 39 tackles (22 solo), 3 tackles for loss, 2.5 sacks, 5 quarterback pressures, one pass breakup and one forced fumble…In 2016, played in 15 games with 11 starts for Clemson's national championship team…Named Freshman All-America by ESPN and USA Today...ACC Defensive Rookie of the Year (media, coaches)...2nd-team All-ACC...All-ACC Academic Team selection...Shared Rookie of the Year honors defensively with Clelin Ferrell... Produced a career-high 79 tackles (48 solo), 9.5 tackles for loss and set a Clemson freshman record with 7.0 sacks.

OFF-THE-FIELD ACTIVITY

» Partnered with the American Heart Association to host a virtual Play 60 conversation with students across the tri-state area to encourage them to be active for 60 minutes a day and create healthy habits…Attended The Giants Foundation Golf Classic which raised over $400,000 for The Giants Foundation…Attended the United Way of New York City's Gridiron Gala event at Glasshouses in NYC, which raised more than $2.4 million for UWNYC programming…Joined members from HicksStrong, an organization that provides mental health services for veterans and active military members, to participate in a Hug Mug event at the Quest Diagnostic Training Facility to paint mugs for military members…Met with members from the Wounded Warriors Project during their visit at the Quest Diagnostic Training Facility to watch practice and enjoy a day with the Giants…Partnered with Stop and Shop to meet and distribute meals to members of the Bronx community… Participated in Jingle Jam, where he helped spread holiday joy to over 500 New Jersey foster children by spending time with them and assisting with the gift distribution.

PERSONAL

» Justice studies major…Was one of the highest-rated 5-star recruits in Clemson history...First-team USA Today All-America...Rated as the consensus top player in North Carolina…AP Prep Player of the Year in North Carolina in 2015...Played in the U.S. Army All-America Game...As a senior at Wake Forest High School, was selected first-team all-state after finishing with 91 tackles, 21 tackles for a loss, 13.0 sacks, and 16 quarterback hurries…Helped Wake Forest to a 12-1 record…As a junior, had 55 tackles, 10 sacks, 25 tackles for loss, 3 blocked kicks and 3 forced fumbles and helped the team to a 15-1 record and a berth in AAAA State Championship game...As a sophomore, had 56 tackles, including 19 tackles for loss and 5.0 sacks…Concluded his career with 204 tackles, 65 tackles for loss, 28.0 sacks, 6 forced fumbles and 3 fumble recoveries...Played 3 years of basketball...Enrolled at Clemson in January 2016.

DEXTER LAWRENCE II'S NFL REGULAR SEASON DEFENSIVE STATISTICS

				TACKLES								INTERCEPTIONS					O. FUMB				ST					MISC	
DATE	TEAM	GP	GS	TK	S	A	TFL	YDS	SK	YDS	QBH	NO	YDS	LG	TD	PD	FF	FR	TD	YDS	TK	S	A	FF	FR	S	A
2019	N.Y. Giants	16	16	38	24	14	3	21	2.5	22.5	9	0	0	0	0	1	1	0	0	0	0	0	0	0	0	0	0
2020	N.Y. Giants	16	15	53	30	23	6	29	4.0	26.0	10	0	0	0	0	2	0	0	0	0	0	0	0	0	0	0	0
2021	N.Y. Giants	16	10	54	27	27	5	14	2.5	14.0	11	0	0	0	0	2	1	0	0	0	0	0	0	0	0	0	0
2022	N.Y. Giants	16	16	68	35	33	7	38	7.5	49.5	28	0	0	0	0	3	2	0	0	0	0	0	0	0	0	0	0
2023	N.Y. Giants	7	7	26	14	12	2	10	2.0	17.5	9	0	0	0	0	0	0	0	0	0	0	0	0	0	0	0	0
NFL TOTALS		**71**	**64**	**239**	**130**	**109**	**23**	**112**	**18.5**	**129.5**	**67**	**0**	**0**	**0**	**0**	**8**	**4**	**0**	**0**	**0**	**0**	**0**	**0**	**0**	**0**	**0**	**0**

DEXTER LAWRENCE II'S NFL POSTSEASON DEFENSIVE STATISTICS

				TACKLES								INTERCEPTIONS					O. FUMB				ST					MISC	
DATE	TEAM	GP	GS	TK	S	A	TFL	YDS	SK	YDS	QBH	NO	YDS	LG	TD	PD	FF	FR	TD	YDS	TK	S	A	FF	FR	S	A
2022	N.Y. Giants	2	2	12	6	6	1	2	0.0	0.0	4	0	0	0	0	0	0	0	0	0	0	0	0	0	0	0	0
NFL TOTALS		**2**	**2**	**12**	**6**	**6**	**1**	**2**	**0.0**	**0.0**	**4**	**0**	**0**	**0**	**0**	**0**	**0**	**0**	**0**	**0**	**0**	**0**	**0**	**0**	**0**	**0**	**0**

SINGLE-GAME HIGHS: DEFENSIVE

Total Tackles 9 vs. Washington Commanders, Dec 04, 2022
7 at San Francisco 49ers, Sep 21, 2023
7 vs. Detroit Lions, Nov 20, 2022
7 at Los Angeles Chargers, Dec 12, 2021
...1 more at 7.

Solo Tackles 5 at Minnesota Vikings, Dec 24, 2022
5 at Chicago Bears, Sep 20, 2020
4 at San Francisco 49ers, Sep 21, 2023
4 vs. Indianapolis Colts, Jan 01, 2023
...4 more at 4.

Sacks 2.0 vs. Washington Commanders, Oct 22, 2023
2.0 vs. Chicago Bears, Oct 02, 2022
1.0 vs. Indianapolis Colts, Jan 01, 2023
1.0 vs. Washington Commanders, Dec 04, 2022
...11 more at 1.0.

Passes Defensed 1 at Minnesota Vikings, Dec 24, 2022
1 vs. Houston Texans, Nov 13, 2022
1 vs. Baltimore Ravens, Oct 16, 2022
...5 more at 1.

Forced Fumbles 1 at Washington Commanders, Dec 18, 2022
1 vs. Carolina Panthers, Sep 18, 2022
1 vs. Philadelphia Eagles, Nov 28, 2021
...1 more at 1.

Tackles For Loss 1 vs. Washington Commanders, Oct 22, 2023
1 at Arizona Cardinals, Sep 17, 2023
1 vs. Indianapolis Colts, Jan 01, 2023
...20 more at 1.

SINGLE-GAME HIGHS - POSTSEASON: DEFENSIVE

Total Tackles 6 at Philadelphia Eagles, Jan 21, 2023
6 at Minnesota Vikings, Jan 15, 2023

Solo Tackles 4 at Philadelphia Eagles, Jan 21, 2023
2 at Minnesota Vikings, Jan 15, 2023

2023 GAME-BY-GAME REGULAR-SEASON STATISTICS (N.Y. GIANTS)

			TACKLES								INTERCEPTIONS					O. FUMB				ST					MISC			
DATE	OPPONENT	P/S	TK	S	A	SK	YDS	TFL	YDS	QBH	NO	YDS	LG	TD	PD	FF	FR	TD	YDS	TK	S	A	FF	FR	S	A	W/L	SCORE
09/10	Dallas	S	4	1	3	0.0	0.0	0	0	2	0	0	0	0	0	0	0	0	0	0	0	0	0	0	0	0	L	0-40
09/17	at Arizona	S	4	3	1	0.0	0.0	1	0	2	0	0	0	0	0	0	0	0	0	0	0	0	0	0	0	0	W	31-28
09/21	at San Francisco	S	7	4	3	0.0	0.0	0	0	0	0	0	0	0	0	0	0	0	0	0	0	0	0	0	0	0	L	12-30
10/02	Seattle	S	3	2	1	0.0	0.0	0	0	1	0	0	0	0	0	0	0	0	0	0	0	0	0	0	0	0	L	3-24
10/08	at Miami	S	1	1	0	0.0	0.0	0	0	0	0	0	0	0	0	0	0	0	0	0	0	0	0	0	0	0	L	16-31
10/15	at Buffalo	S	1	1	0	0.0	0.0	0	0	0	0	0	0	0	0	0	0	0	0	0	0	0	0	0	0	0	L	9-14
10/22	Washington	S	6	2	4	2.0	17.5	1	10	4	0	0	0	0	0	0	0	0	0	0	0	0	0	0	0	0	W	14-7
2023 TOTALS		**7-7**	**26**	**14**	**12**	**2.0**	**17.5**	**2**	**10**	**9**	**0**	**0**	**0**	**0**	**0**	**0**	**0**	**0**	**0**	**0**	**0**	**0**	**0**	**0**	**0**	**0**	**2-5**	



SHANE LEMIEUX

G

66

HEIGHT: 6-4
WEIGHT: 310
COLLEGE: OREGON
HOW ACQUIRED: D5-'20
NFL EXP.: 4TH YEAR
GIANTS EXP.: 4TH YEAR

TRANSACTIONS

» Originally a 5th-round (150th pick overall) draft choice by the Giants in 2020.

2023 SEASON HIGHLIGHTS

» Made his 1st start of the 2023 season at left guard against San Francisco (9/21).

CAREER HIGHLIGHTS

» Has played in 18 regular-season games with 12 starts at left guard for the Giants.
» In 2022, started the only game he played in for the Giants at left guard…Suffered a toe injury in the preseason and began the season on injured reserve…Activated on Nov. 19, 2022 and started at left guard vs. Detroit (11/20)…Inactive for the next 5 contests…Returned to injured reserve with a toe injury on Dec. 28, 2022.
» In 2021, Lemieux started at left guard in the season-opener vs. Denver (9/12) but left the game with a knee injury…Spent the rest of the season on injured reserve.
» As a rookie in 2020, Lemieux played in 12 games with starts in each of the last 9 games at left guard…Inactive for the season opener vs. Pittsburgh (9/14) and did not play at Chicago (9/20), vs. San Francisco (9/27) and at Philadelphia (10/22)…Made his NFL debut when he played one snap at the Rams (10/4)…Started for the first time vs. Tampa Bay (11/2)…Member of an O-line that helped the Giants exceed 100 rushing yards in 7 consecutive games from Oct. 18-Dec. 6, their longest streak since they hit the century mark in 9 straight games in 2010…Joined Andrew Thomas, Nick Gates, Kevin Zeitler and Cam Fleming as the Giants were the only NFL team to start the same offensive line combination in each of the season's final 9 games.

COLLEGE

» Lemieux started 52 consecutive games at left guard for Oregon…Played 3,611 snaps in his career…2-time first-team All-Pac 12 selection by the AP and 2nd team by the league's coaches…He was also a team captain and a 3-time member of the Pac-12 All-Academic team.
» As a senior in 2019, started all 14 games at left guard…Sports Illustrated All-America first team and AP and USA Today All-America 2nd team…AP All-Pac-12 first team and coaches 2nd team…Two-Time Pac-12 Offensive Lineman of the Week…Allowed just one sack and 3 hits on the QB in 497 pass-block snaps…Accepted an invitation to the 2020 Senior Bowl, but was unable to participate due to injury…In 2018, started all 13 games at left guard…Named to the All-Pac-12 first team by the AP and 2nd team by the league's coaches…In 2017, started 13 games and was named Pac-12 All-Academic honorable mention…As a redshirt freshman in 2016, Lemieux started all 12 games at left guard…Named Pac-12 All-Academic honorable mention…Redshirted in 2015.

OFF-THE-FIELD ACTIVITY

» Supports the Wounded Warrior Project, in honor of his stepfather who served in the Marines, which works to provide wounded veterans with a variety of programs, services and events year-round… Helped honor the firefighters who gave their lives on Sept. 11, 2001, with a visit to Engine 24, Ladder 5 in New York City, where they learned about the firefighters who passed away and spent time and shared a meal with firefighters…Met with members from the Wounded Warriors Project during their visit at the Quest Diagnostic Training Facility to watch practice and enjoy a day with the Giants… Joined members from HicksStrong, an organization that provides mental health services for veterans and active military members, to participate in a Hug Mug event at the Quest Diagnostic Training Facility to paint mugs for military members…Joined the NYPD to hand out turkeys and meal kits to members of the Bronx community…Participated in Jingle Jam, where he helped spread holiday joy to over 500 New Jersey foster children by spending time with them and assisting with the gift distribution.

PERSONAL

» Graduated with a degree in criminal law…Attended West Valley High School in Yakima, Wash., where he played tight end as a freshman before moving to right tackle as a sophomore…In his junior and senior seasons, Lemieux played left tackle and earned first-team all-conference honors in 2014…He also played on the defensive line, where he posted 10.0 tackles for loss and 5.0 sacks as a senior…Played in the 2015 Semper Fidelis All-American Bowl…Named first-team All-Big 9 as a senior and honorable mention all-league as a junior.

SHANE LEMIEUX'S NFL REGULAR SEASON STATISTICS

DATE	TEAM	GP	GS
2020	N.Y. Giants	12	9
2021	N.Y. Giants	1	1
2022	N.Y. Giants	1	1
2023	N.Y. Giants	4	1
NFL TOTALS		**18**	**12**

SHANE LEMIEUX'S NFL POSTSEASON STATISTICS

DATE	TEAM	GP	GS
2022	N.Y. Giants	0	0
NFL TOTALS		**0**	**0**

2023 GAME-BY-GAME REGULAR-SEASON STATISTICS (N.Y. GIANTS)

DATE	OPPONENT	P/S		W/L	SCORE
09/10	Dallas		ON INACTIVE LIST	L	0-40
09/17	at Arizona	P		W	31-28
09/21	at San Francisco	S		L	12-30
10/02	Seattle	P		L	3-24
10/08	at Miami		ON INACTIVE LIST	L	16-31
10/15	at Buffalo	P		L	9-14
10/22	Washington		INJURED RESERVE	W	14-7
2023 TOTALS		**4-1**		**2-5**	



JALEN MAYFIELD

G

62

HEIGHT: 6-5
WEIGHT: 319
COLLEGE: MICHIGAN
HOW ACQUIRED: FA-'23
NFL EXP.: 3RD YEAR
GIANTS EXP.: 1ST YEAR

JALEN MAYFIELD'S NFL REGULAR SEASON STATISTICS

DATE	TEAM	GP	GS
2021	Atlanta	16	16
2022	Atlanta	0	0
2023	N.Y. Giants	3	0
NFL TOTALS		**19**	**16**

2021 GAME-BY-GAME REGULAR-SEASON STATISTICS (ATLANTA)

DATE	OPPONENT	P/S		W/L	SCORE
09/12	Philadelphia	S		L	6-32
09/19	at Tampa Bay	S		L	25-48
09/26	at N.Y. Giants	S		W	17-14
10/03	Washington	S		L	30-34
10/10	N.Y. Jets	S		W	27-20
10/24	at Miami	S		W	30-28
10/31	Carolina	S		L	13-19
11/07	at New Orleans	S		W	27-25
11/14	at Dallas	S		L	3-43
11/18	New England	S		L	0-25
11/28	at Jacksonville	S		W	21-14
12/05	Tampa Bay	S		L	17-30
12/12	at Carolina	S		W	29-21
12/19	at San Francisco	S		L	13-31
12/26	Detroit	S		W	20-16
01/02	at Buffalo	S		L	15-29
01/09	New Orleans		ON INACTIVE LIST	L	20-30
2021 TOTALS		**16-16**		**7-10**	

2022 GAME-BY-GAME REGULAR-SEASON STATISTICS (ATLANTA)

DATE	OPPONENT	P/S		W/L	SCORE
09/11	New Orleans		INJURED RESERVE	L	26-27
09/18	at L.A. Rams		INJURED RESERVE	L	27-31
09/25	at Seattle		INJURED RESERVE	W	27-23
10/02	Cleveland		INJURED RESERVE	W	23-20
10/09	at Tampa Bay		INJURED RESERVE	L	15-21
10/16	San Francisco		INJURED RESERVE	W	28-14
10/23	at Cincinnati		INJURED RESERVE	L	17-35
10/30	Carolina		INJURED RESERVE	W	37-34+
11/06	L.A. Chargers		INJURED RESERVE	L	17-20
11/10	at Carolina		INJURED RESERVE	L	15-25
11/20	Chicago		INJURED RESERVE	W	27-24
11/27	at Washington		INJURED RESERVE	L	13-19
12/04	Pittsburgh		INJURED RESERVE	L	16-19
12/18	at New Orleans		INJURED RESERVE	L	18-21
12/24	at Baltimore		INJURED RESERVE	L	9-17
01/01	Arizona		INJURED RESERVE	W	20-19
01/08	Tampa Bay		INJURED RESERVE	W	30-17
2022 TOTALS		**0-0**		**7-10**	

+ - Overtime

2023 GAME-BY-GAME REGULAR-SEASON STATISTICS (N.Y. GIANTS)

DATE	OPPONENT	P/S		W/L	SCORE
09/10	Dallas		PRACTICE SQUAD	L	0-40
09/17	at Arizona		PRACTICE SQUAD	W	31-28
09/21	at San Francisco		PRACTICE SQUAD	L	12-30
10/02	Seattle		PRACTICE SQUAD	L	3-24
10/08	at Miami	P		L	16-31
10/15	at Buffalo	P		L	9-14
10/22	Washington		PRACTICE SQUAD	W	14-7
2023 TOTALS		**2-0**		**2-5**	



BOBBY MCCAIN

S

21

HEIGHT: 5-9
WEIGHT: 196
COLLEGE: MEMPHIS
HOW ACQUIRED: FA-'23
NFL EXP.: 9TH YEAR
GIANTS EXP.: 1ST YEAR

TRANSACTIONS

» Originally a 5th-round (145th pick overall) draft choice by the Miami Dolphins in 2015…Released by Miami on May 6, 2021…Signed by Washington on May 17, 2021…Released by Washington on Feb. 27, 2023…Signed as a free agent by the Giants on March 23, 2023.

CAREER HIGHLIGHTS

» Has played in 125 regular-season games with 87 starts for the Giants, Miami and Washington...Started his only postseason game, for the Dolphins…Regular-season totals include 380 tackles (292 solo), 12 tackles for loss, 4.0 sacks, 11 interceptions, including one returned for a touchdown, 44 passes defensed, 8 quarterback hits and 2 forced fumbles.
» In 2022, played in 17 games with 16 starts –14 at safety and 2 at cornerback – for Washington…Did not start at San Francisco (12/24)…Totaled a career-high 76 tackles (53 solo), 3 tackles for loss, one quarterback hit and one forced fumble.
» Made 2-plus tackles in each of the first 6 games of the season…Recorded a career-high 11 tackles (9 solo) and forced one fumble vs. the Giants (12/18)…Tallied 8 tackles (6 solo) at Indianapolis (10/30) and vs. Minnesota (11/6).
» In his first season in Washington in 2021, played in all 17 games with 16 starts – 8 at cornerback and 8 at free safety…Led the team with 4 interceptions, including one returned for a touchdown, while collecting 63 tackles (47 solo) and 9 passes defensed…Twice had 10 tackles (7 solo) in a game –vs. the Chargers (9/12) and at Dallas (12/26)…Intercepted a Patrick Mahomes pass and returned it 5 yards vs. Kansas City (10/17)…Picked off a Tom Brady pass and returned it for 19 yards vs. Tampa Bay (11/14)…Intercepted 2 Jake Fromm passes, a career-high, and returned one 30 yards for a touchdown at the Giants (1/9).
» In 2020, played in all 16 games with 15 starts in his last season with Miami…Had 46 tackles (39 solo), one interception and 5 passes defensed…Intercepted a Jimmy Garoppolo pass and returned it for 19 yards at San Francisco (10/11).
» In 2019, played in 9 games with 8 starts, all at safety, for Miami… Had 25 tackles (19 solo), 3 tackles for loss, 2 interceptions and 3 passes defensed…Picked off a Dak Prescott pass and returned it 21 yards at Dallas (9/22)…Intercepted a pass at Indianapolis, (11/10)…Started at safety for the first time in his career vs. Baltimore (9/8)…Missed the rest of the season after being placed on injured reserve (shoulder) on Nov. 20.
» In 2018, played in 14 games with 13 starts for Miami…Had 60 tackles (50 solo), 3 tackles for loss, 2.0 sacks, one interception and 5 passes defensed.
» In 2017, played in all 16 games with 7 starts for Miami...Finished with 45 tackles (33 solo), 3 tackles for loss, 1.0 sack, 2 interceptions and 7 passes defensed...Sacked Trevor Siemian for a 13-yard loss and had 3 passes defensed vs. Denver (12/3).
» In 2016, played in all 16 games with 8 starts for Miami…Made 44 tackles (32 solo), 1.0 sack, one interception, 6 passes defensed and one forced fumble…Collected his first sack, an 11-yarder of Andy Dalton, at Cincinnati (9/29)…Intercepted a pass vs. the Jets (11/6).
» As a rookie in 2015, played in in 16 games with 4 starts and started Miami's only postseason game…In the regular season, made 22 tackles (19 solo) and 4 passes defensed…Made NFL debut at Washington (9/13)…Posted 2 tackles (one solo) in his first career start, at cornerback, at Philadelphia (11/15)…Made 2 tackles in the AFC Wild Card Game at Pittsburgh (1/8).

COLLEGE

» Played in 45 games with 43 starts at Memphis…Career totals included 136 tackles (108 solo), 1.5 sacks, 12 interceptions, 27 passes defensed, 3 fumble recoveries and one forced fumble…Returned 42 kickoffs for 1,061 yards (25.3-yard avg.).

PERSONAL

» Earned a degree in sports & leisure management…Attended Oxford High School in Oxford, Ala…As a senior, made 35 tackles and one interception…Had 25 receptions for 378 yards (15.1-yard avg.) and 3 touchdowns…Added 28 carries for 212 yards and 6 touchdowns…McCain was considered a 3-star recruit by Rivals.com and was listed as the No. 36 prospect from the state of Alabama in 2011…Son of Bernard and Tosha Lawler.

BOBBY MCCAIN'S NFL REGULAR SEASON DEFENSIVE STATISTICS

				TACKLES								INTERCEPTIONS					O. FUMB				ST					MISC	
DATE	TEAM	GP	GS	TK	S	A	TFL	YDS	SK	YDS	QBH	NO	YDS	LG	TD	PD	FF	FR	TD	YDS	TK	S	A	FF	FR	S	A
2015	Miami	16	4	22	19	3	0	0	0.0	0.0	0	0	0	0	0	4	0	0	0	0	6	4	2	0	0	0	0
2016	Miami	16	8	43	31	12	3	18	1.0	11.0	2	1	0	0	0	6	1	0	0	0	2	1	1	0	0	0	0
2017	Miami	16	7	45	33	12	3	15	1.0	13.0	1	2	6	6	0	7	0	0	0	0	3	3	0	0	0	0	0
2018	Miami	14	13	60	50	10	3	18	2.0	14.0	2	1	0	0	0	5	0	0	0	0	1	0	1	0	0	0	0
2019	Miami	9	8	25	19	6	0	0	0.0	0.0	0	2	53	32	0	3	0	0	0	0	0	0	0	0	0	0	0
2020	Miami	16	15	46	39	7	0	0	0.0	0.0	2	1	19	19	0	5	0	0	0	0	0	0	0	0	0	0	0
2021	Washington	17	16	63	47	16	0	0	0.0	0.0	0	4	63	30t	1	9	0	0	0	0	0	0	0	0	0	0	0
2022	Washington	17	16	76	54	22	3	3	0.0	0.0	1	0	0	0	0	5	1	0	0	0	0	0	0	0	0	0	0
2023	N.Y. Giants	5	0	0	0	0	0	0	0.0	0.0	0	0	0	0	0	0	0	0	0	0	1	1	0	0	0	0	0
NFL TOTALS		**126**	**87**	**380**	**292**	**88**	**12**	**54**	**4.0**	**38.0**	**8**	**11**	**141**	**32**	**1**	**44**	**2**	**0**	**0**	**0**	**13**	**9**	**4**	**0**	**0**	**0**	**0**

BOBBY MCCAIN'S NFL POSTSEASON DEFENSIVE STATISTICS

				TACKLES								INTERCEPTIONS					O. FUMB				ST					MISC	
DATE	TEAM	GP	GS	TK	S	A	TFL	YDS	SK	YDS	QBH	NO	YDS	LG	TD	PD	FF	FR	TD	YDS	TK	S	A	FF	FR	S	A
2016	Miami	1	1	2	0	2	0	0	0.0	0.0	0	0	0	0	0	0	0	0	0	0	0	0	0	0	0	0	0
NFL TOTALS		**1**	**1**	**2**	**0**	**2**	**0**	**0**	**0.0**	**0.0**	**0**	**0**	**0**	**0**	**0**	**0**	**0**	**0**	**0**	**0**	**0**	**0**	**0**	**0**	**0**	**0**	**0**

SINGLE-GAME HIGHS: DEFENSIVE

Total Tackles
10 at Dallas Cowboys, Dec 26, 2021
10 vs. Los Angeles Chargers, Sep 12, 2021
8 vs. Oakland Raiders, Sep 23, 2018
8 at Kansas City Chiefs, Dec 24, 2017
7 vs. New England Patriots, Sep 15, 2019
...3 more at 7.

Solo Tackles
7 at Dallas Cowboys, Dec 26, 2021
7 vs. Los Angeles Chargers, Sep 12, 2021
7 vs. Jacksonville Jaguars, Dec 23, 2018
...2 more at 7.

Sacks
1.0 vs. New England Patriots, Dec 09, 2018
1.0 vs. Buffalo Bills, Dec 02, 2018
1.0 vs. Denver Broncos, Dec 03, 2017
...1 more at 1.0.

Passes Defensed
3 at New York Giants, Jan 09, 2022
3 at Atlanta Falcons, Oct 03, 2021
3 vs. Denver Broncos, Dec 03, 2017
2 vs. Tennessee Titans, Sep 09, 2018
...1 more at 2.

Forced Fumbles
1 at New England Patriots, Sep 18, 2016

Tackles For Loss
2 vs. Buffalo Bills, Dec 02, 2018
2 vs. Denver Broncos, Dec 03, 2017
1 vs. New England Patriots, Dec 09, 2018
1 vs. Oakland Raiders, Nov 05, 2017
...3 more at 1.

Interceptions
2 at New York Giants, Jan 09, 2022
1 vs. Tampa Bay Buccaneers, Nov 14, 2021
1 vs. Kansas City Chiefs, Oct 17, 2021
1 at San Francisco 49ers, Oct 11, 2020
...6 more at 1.

Interception Return Yards
39 at New York Giants, Jan 09, 2022
32 at Indianapolis Colts, Nov 10, 2019
21 at Dallas Cowboys, Sep 22, 2019
19 vs. Tampa Bay Buccaneers, Nov 14, 2021
19 at San Francisco 49ers, Oct 11, 2020

Special Teams Tackles
2 vs. Houston Texans, Oct 25, 2015
1 vs. Oakland Raiders, Sep 23, 2018
1 vs. Tampa Bay Buccaneers, Nov 19, 2017
1 vs. New Orleans Saints, Oct 01, 2017
...7 more at 1.

SINGLE-GAME HIGHS - POSTSEASON: DEFENSIVE

Total Tackles
2 at Pittsburgh Steelers, Jan 08, 2017

2023 GAME-BY-GAME REGULAR-SEASON STATISTICS (N.Y. GIANTS)

			TACKLES								INTERCEPTIONS					O. FUMB				ST					MISC			
DATE	OPPONENT	P/S	TK	S	A	SK	YDS	TFL	YDS	QBH	NO	YDS	LG	TD	PD	FF	FR	TD	YDS	TK	S	A	FF	FR	S	A	W/L	SCORE
09/10	Dallas	P	0	0	0	0.0	0.0	0	0	0	0	0	0	0	0	0	0	0	0	0	0	0	0	0	0	0	L	0-40
09/17	at Arizona	P	0	0	0	0.0	0.0	0	0	0	0	0	0	0	0	0	0	0	0	0	0	0	0	0	0	0	W	31-28
09/21	at San Francisco	P	0	0	0	0.0	0.0	0	0	0	0	0	0	0	0	0	0	0	0	0	0	0	0	0	0	0	L	12-30
10/02	Seattle												ON INACTIVE LIST														L	3-24
10/08	at Miami	P	0	0	0	0.0	0.0	0	0	0	0	0	0	0	0	0	0	0	0	0	0	0	0	0	0	0	L	16-31
10/15	at Buffalo												ON INACTIVE LIST														L	9-14
10/22	Washington	P	0	0	0	0.0	0.0	0	0	0	0	0	0	0	0	0	0	0	0	1	1	0	0	0	0	0	W	14-7
2023 TOTALS		**5-0**	**0**	**0**	**0**	**0.0**	**0.0**	**0**	**0**	**0**	**0**	**0**	**0**	**0**	**0**	**0**	**0**	**0**	**0**	**1**	**1**	**0**	**0**	**0**	**0**	**0**	**2-5**	



NICK MCCLOUD

CB

44

HEIGHT: 6-0
WEIGHT: 193
COLLEGE: NOTRE DAME
HOW ACQUIRED: W(BUF)-'22
NFL EXP.: 3RD YEAR
GIANTS EXP.: 2ND YEAR

TRANSACTIONS:

» Originally signed as a rookie free agent by the Buffalo Bills on May 13, 2021…Released by Buffalo on Aug. 31, 2021…Awarded off waivers to the Cincinnati Bengals on Sept. 1, 2021…Released by Cincinnati on Nov. 4, 2021…Signed to Buffalo's practice squad on Nov. 8, 2021…Signed to a reserve/futures contract by Buffalo on Jan. 24, 2022…Released by Buffalo on Aug. 30, 2022…Awarded off waivers to the Giants on Aug. 31, 2022.

CAREER HIGHLIGHTS:

» Has played in 22 regular-season games with 8 starts for Cincinnati and the Giants and played in both of the Giants' 2022 postseason games…Career totals include 40 tackles (32 solo), 2 tackles for loss, 1.5 sacks, 2 quarterback hits and 7 passes defensed…In the playoffs, he had 2 tackles (one solo).
» In 2022, played in 14 games with 8 starts and in played in both of the Giants' postseason games…Started each of the last 7 regular-season games…Made Giants debut at Tennessee (9/11)…Inactive with a hamstring injury vs. Carolina (9/18), vs. Dallas (9/26) and vs. Chicago (10/2).
» Recorded 3 solo tackles at Green Bay (10/9)…Made first career start at nickel corner and recorded 2 tackles (one solo) at Seattle (10/30)….Twice tallied a career-high 8 tackles – 7 solo at Dallas (11/24) and 6 solo vs. Washington (12/4)…Posted the first full sack of his career and totaled 1.5 sacks, 5 tackles (3 solo), including one for loss, and 2 quarterback hits at Philadelphia (1/8).
» Recorded one tackle in both the NFC Wild Card Game at Minnesota (1/15) and divisional round at Philadelphia (1/21)…Added one forced fumble at Minnesota.
» As a rookie in 2021, played in 2 games for Cincinnati...Played 4 snaps on special teams in his NFL debut vs. Jacksonville (9/30)… Played 14 snaps on defense and 6 on special teams at Detroit (10/17).

COLLEGE:

» Played at North Carolina State from 2016-19 and Notre Dame in 2020…In 5 years, played in 49 games and was credited with 139 tackles (94 solo) and 39 passes defensed…Intercepted 4 passes and recovered 3 fumbles…Named Defensive MVP of the 2021 Hula Bowl after intercepting 2 passes…In his lone season at Notre Dame, played in 12 games and tallied 33 tackles, 2 stops for a loss, one interception, 8 passes defensed and 2 fumble recoveries…Earned 2nd-team All-ACC honors from the AP…Posted 3 tackles and 2 fumble recoveries in an overtime victory vs. No. 1 Clemson…His 2nd fumble recovery sealed the win in the 2nd overtime…In 2018, started all 11 games for N.C. State in and posted 51 tackles, 8 passes defensed and 2 interceptions…Compiled a career-high 10 tackles at Clemson…Notched 7 tackles and his first career interception in a Sun Bowl game victory vs. Arizona State.

PERSONAL:

» Earned a degree in business administration with a concentration in marketing from Notre Dame in 2020… Played defensive back and wide receiver at South Pointe High School in Rock Hill, S.C.…As a senior, helped his team finish with a 14-1 record and win the South Carolina Class AAA championship with a 35-0 title-game victory for its 2nd straight-state title…As a junior, caught 33 passes for 349 yards and 2 touchdowns…Played in the North/South All-Star Game…Also played basketball and baseball…Son of Nakia, a high school football coach, and Jonetta…Has a younger brother, Nakia, and a younger sister, Carriga, who earned all-state honors in both basketball and soccer.

NICK MCCLOUD'S NFL REGULAR SEASON DEFENSIVE STATISTICS

			TACKLES								INTERCEPTIONS					O. FUMB				ST				MISC	
DATE	TEAM	GP	GS	TK	S	A	TFL	YDS	SK	YDS	QBH	NO	YDS	LG	TD	PD	FF	FR	TD	YDS	TK	S	A	FF	FR	S	A
2021	Cincinnati	2	0	0	0	0	0	0	0.0	0.0	0	0	0	0	0	0	0	0	0	0	0	0	0	0	0	0	0
	Went from **Cincinnati** to **Buffalo**.																										
2021	Buffalo	0	0	0	0	0	0	0	0.0	0.0	0	0	0	0	0	0	0	0	0	0	0	0	0	0	0	0	0
2021	TOTAL	2	0	0	0	0	0	0	0.0	0.0	0	0	0	0	0	0	0	0	0	0	0	0	0	0	0	0	0
2022	N.Y. Giants	14	8	39	31	8	2	14	1.5	11.5	2	0	0	0	0	7	0	0	0	0	4	4	0	0	0	0	0
2023	N.Y. Giants	7	0	2	1	1	0	0	0.0	0.0	0	0	0	0	0	1	0	0	0	0	2	0	2	0	2	0	0
NFL TOTALS		**23**	**8**	**41**	**32**	**9**	**2**	**14**	**1.5**	**11.5**	**2**	**0**	**0**	**0**	**0**	**8**	**0**	**0**	**0**	**0**	**6**	**4**	**2**	**0**	**2**	**0**	**0**

NICK MCCLOUD'S NFL POSTSEASON DEFENSIVE STATISTICS

			TACKLES								INTERCEPTIONS					O. FUMB				ST				MISC	
DATE	TEAM	GP	GS	TK	S	A	TFL	YDS	SK	YDS	QBH	NO	YDS	LG	TD	PD	FF	FR	TD	YDS	TK	S	A	FF	FR	S	A
2021	Buffalo	0	0	0	0	0	0	0	0.0	0.0	0	0	0	0	0	0	0	0	0	0	0	0	0	0	0	0	0
2022	N.Y. Giants	2	0	2	1	1	0	0	0.0	0.0	0	0	0	0	0	0	0	0	0	0	1	1	0	1	0	0	0
NFL TOTALS		**2**	**0**	**2**	**1**	**1**	**0**	**0**	**0.0**	**0.0**	**0**	**0**	**0**	**0**	**0**	**0**	**0**	**0**	**0**	**0**	**1**	**1**	**0**	**1**	**0**	**0**	**0**

SINGLE-GAME HIGHS: DEFENSIVE

Total Tackles
8 vs. Washington Commanders, Dec 04, 2022
8 at Dallas Cowboys, Nov 24, 2022
5 at Philadelphia Eagles, Jan 08, 2023
4 vs. Philadelphia Eagles, Dec 11, 2022
3 vs. Detroit Lions, Nov 20, 2022
...1 more at 3.

Solo Tackles
7 at Dallas Cowboys, Nov 24, 2022
6 vs. Washington Commanders, Dec 04, 2022
4 vs. Philadelphia Eagles, Dec 11, 2022
3 at Philadelphia Eagles, Jan 08, 2023
3 vs. Detroit Lions, Nov 20, 2022
...1 more at 3.

Sacks
1.5 at Philadelphia Eagles, Jan 08, 2023

Passes Defensed
2 at Washington Commanders, Dec 18, 2022
2 vs. Washington Commanders, Dec 04, 2022
1 vs. Washington Commanders, Oct 22, 2023
1 at Philadelphia Eagles, Jan 08, 2023
...2 more at 1.

Tackles For Loss
1 at Philadelphia Eagles, Jan 08, 2023
1 vs. Detroit Lions, Nov 20, 2022

Special Teams Tackles
2 at Tennessee Titans, Sep 11, 2022
1 vs. Washington Commanders, Oct 22, 2023
1 at Buffalo Bills, Oct 15, 2023
1 at Washington Commanders, Dec 18, 2022
...1 more at 1.

SINGLE-GAME HIGHS - POSTSEASON: DEFENSIVE

Total Tackles
1 at Minnesota Vikings, Jan 15, 2023

Special Teams Tackles
1 at Minnesota Vikings, Jan 15, 2023

Special Teams Forced Fumbles
1 at Minnesota Vikings, Jan 15, 2023

2023 GAME-BY-GAME REGULAR-SEASON STATISTICS (N.Y. GIANTS)

			TACKLES								INTERCEPTIONS					O. FUMB				ST				MISC			
DATE	OPPONENT	P/S	TK	S	A	SK	YDS	TFL	YDS	QBH	NO	YDS	LG	TD	PD	FF	FR	TD	YDS	TK	S	A	FF	FR	S	A	W/L/T	SCORE
09/10	Dallas	P	1	1	0	0.0	0.0	0	0	0	0	0	0	0	0	0	0	0	0	0	0	0	0	0	0	0	L	0-40
09/17	at Arizona	P	0	0	0	0.0	0.0	0	0	0	0	0	0	0	0	0	0	0	0	0	0	0	0	0	0	0	W	31-28
09/21	at San Francisco	P	0	0	0	0.0	0.0	0	0	0	0	0	0	0	0	0	0	0	0	0	0	0	0	0	0	0	L	12-30
10/02	Seattle	P	0	0	0	0.0	0.0	0	0	0	0	0	0	0	0	0	0	0	0	0	0	0	0	1	0	0	L	3-24
10/08	at Miami	P	0	0	0	0.0	0.0	0	0	0	0	0	0	0	0	0	0	0	0	0	0	0	0	0	0	0	L	16-31
10/15	at Buffalo	P	0	0	0	0.0	0.0	0	0	0	0	0	0	0	0	0	0	0	0	1	0	1	0	0	0	0	L	9-14
10/22	Washington	P	1	0	1	0.0	0.0	0	0	0	0	0	0	0	1	0	0	0	0	1	0	1	0	1	0	0	W	14-7
2023 TOTALS		**7-0**	**2**	**1**	**1**	**0.0**	**0.0**	**0**	**0**	**0**	**0**	**0**	**0**	**0**	**1**	**0**	**0**	**0**	**0**	**2**	**0**	**2**	**0**	**2**	**0**	**0**	**2-5**	



MICAH MCFADDEN

ILB

41

HEIGHT: 6-2
WEIGHT: 232
COLLEGE: INDIANA
HOW ACQUIRED: D5-'22
NFL EXP.: 2ND YEAR
GIANTS EXP.: 2ND YEAR

TRANSACTIONS

» Originally a 5th-round (146th pick overall) draft choice by the Giants in 2022.

2023 SEASON HIGHLIGHTS

» Ranks tied for 1st on the team with ILB Bobby Okereke with 5 tackles for loss and 2nd in total tackles (36)...Has also recorded 2 passes defensed, 2 quarterback hits, 1 interception and 1 fumble recovery.
» In Week 6 at Buffalo, recorded 7 tackles (3 solo), 1 quarterbackhit, 1 pass defensed, 1 interception and 1 fumble recovery...Became the 1st Giant since CB James Bradberry (10/4/21) to record an interception and fumble recovery in the same game.
» Posted a career-high-tying 10 total tackles and 4 tackles for loss at San Francisco (9/21)...His 4 tackles for loss were the most by a Giants defender in a single game since Justin Tuck against Washington on 12/1/13.
» Led all Giants in total tackles (10) on Sunday Night Football vs. Dallas...Finished with 10 tackles, 1 tackle for loss and 1 special teams tackle.

CAREER HIGHLIGHTS

» Has played in 22 games (12 starts) through 2 seasons with the Giants...Has recorded 94 tackles (58 solo), 11 tackles for loss, 4 quarterback hits, 2 passes defensed, 1 forced fumble, 1 fumble recovery and 1 interception.
» As a rookie in 2022, played in all 17 regular-season games with 7 starts…Inactive for both Giants' postseason games…Finished with 58 tackles (35 solo), 2.0 sacks, 6 tackles for loss, 2 quarterback hits and one forced fumble.
» Made NFL debut at Tennessee (9/11)…In his first career start, recorded 4 tackles (2 solo) vs. Chicago (10/2)…Tallied 4 tackles (3 solo), including one for loss, in addition to one quarterback hit and a 7-yard sack of Geno Smith at Seattle (10/30).
» Next started at Houston and posted 2 tackles (11/13)…Registered 2 tackles for loss at Dallas (11/24)…Tallied a career-high 9 tackles (4 solo) in addition to a forced fumble vs. Washington (12/4)…Made 5 solo tackles, including one for loss, in a start vs. Philadelphia (12/11)…Sacked quarterback Jalen Hurts for a 10-yard loss and collected 7 tackles (6 solo) and a quarterback hit at Philadelphia (1/8).

COLLEGE

» Played in 45 games with 31 starts for Indiana…In his last 3 seasons, he was selected, in order, honorable mention, first-team and 2nd-team All-Big Ten…McFadden's career totals include 216 tackles (149 solo), 37 tackles for loss, 14.0 sacks, 4 interceptions, 8 passes defensed, 3 forced fumbles…Had at least one stop for loss in 14 straight games from Nov. 14, 2020 to Nov. 6, 2021…Led the Hoosiers in tackles in each of his last 3 seasons….In 2021, started all 12 games at middle linebacker and paced the team with career-best totals of 77 stops, 49 solo, 15.5 stops for loss, 6.5 sacks and 2 forced fumbles…Team captain…Second-team All-Big Ten…Honored as Indiana's Anthony Thompson Most Valuable Player…In 2020, played in all 8 games with 7 starts…Team captain…First-team All-Big Ten…Honored as Indiana's Anthony Thompson Most Valuable Player…Led the team with 58 tackles (44 solo), 6.0 sacks, and 10.5 for loss…Added 2 interceptions (at Rutgers and vs. Maryland)...Topped the Big Ten in sacks, tied for 2nd in solo stops and 3rd in tackles for loss…First Hoosier to lead the Big Ten in sacks since Greg Middleton in 2007…In 2019, played in 13 games with 12 starts at middle linebacker…Honorable-mention All-Big Ten…Academic All-Big Ten selection…IU's Most Outstanding Defensive Player of the Year…Topped the team with 61 tackles (42 solo), 10 for loss, and 2 interceptions (tied for the team lead)...Posted 1.5 sacks…As a freshman in 2018, played in all 12 games…Tallied 20 tackles (14 solo), with one for loss, one forced fumble, and 2 quarterback hurries.

OFF-THE-FIELD ACTIVITY

» Attended The Giants Foundation Golf Classic which raised over $400,000 for The Giants Foundation… Visited schools that participate in the New York City Police Foundation's Far Rockaway Giants youth program and led a flag football clinic with the police officers for the boys in the program…Assisted Eva's Village staff to prepare and serve meals for those in need for Thanksgiving…Met with members from the Wounded Warriors Project during their visit at the Quest Diagnostic Training Facility to watch practice and enjoy a day with the Giants…Honored his grandmother by representing the Alzheimer's Association during Week 13 of the NFL season for My Cause My Cleats.

PERSONAL

» SPEA management major…As a senior at Plant High School in Tampa, named the 2017 FACA Player of the Year and first-team All-Western Conference…As a senior, posted a program record 211 tackles (124 solo), 39 for loss, 7.0 sacks, 2 interceptions, and 2 fumble recoveries…Rushed for 4 touchdowns...Owns the school single-game tackles record (23)...Plant reached the 2016 7A state championship game and reached the semis in

2017...As a junior, earned first-team all-state, all-county, and all-conference honors in his junior campaign…Collected 116 stops (60 solo), 45 for loss, 14 sacks, 4 forced fumbles, one fumble recovery, one interception, and 4 pass breakups…Parents are Deborah and Douglas McFadden.

MICAH MCFADDEN'S NFL REGULAR SEASON DEFENSIVE STATISTICS

				TACKLES								INTERCEPTIONS					O. FUMB				ST					MISC	
DATE	TEAM	GP	GS	TK	S	A	TFL	YDS	SK	YDS	QBH	NO	YDS	LG	TD	PD	FF	FR	TD	YDS	TK	S	A	FF	FR	S	A
2022	N.Y. Giants	17	7	58	35	23	6	23	2.0	17.0	2	0	0	0	0	0	1	0	0	0	1	1	0	0	0	0	0
2023	N.Y. Giants	6	6	41	24	17	5	14	0.5	4.0	4	1	5	5	0	2	0	1	0	0	2	1	1	0	0	0	0
NFL TOTALS		**23**	**13**	**99**	**59**	**40**	**11**	**37**	**2.5**	**21.0**	**6**	**1**	**5**	**5**	**0**	**2**	**1**	**1**	**0**	**0**	**3**	**2**	**1**	**0**	**0**	**0**	**0**

MICAH MCFADDEN'S NFL POSTSEASON DEFENSIVE STATISTICS

				TACKLES								INTERCEPTIONS					O. FUMB				ST					MISC	
DATE	TEAM	GP	GS	TK	S	A	TFL	YDS	SK	YDS	QBH	NO	YDS	LG	TD	PD	FF	FR	TD	YDS	TK	S	A	FF	FR	S	A
2022	N.Y. Giants	0	0	0	0	0	0	0	0.0	0.0	0	0	0	0	0	0	0	0	0	0	0	0	0	0	0	0	0
NFL TOTALS		**0**	**0**	**0**	**0**	**0**	**0**	**0**	**0.0**	**0.0**	**0**	**0**	**0**	**0**	**0**	**0**	**0**	**0**	**0**	**0**	**0**	**0**	**0**	**0**	**0**	**0**	**0**

SINGLE-GAME HIGHS: DEFENSIVE

Total Tackles
10 at San Francisco 49ers, Sep 21, 2023
10 vs. Dallas Cowboys, Sep 10, 2023
9 vs. Washington Commanders, Dec 04, 2022
8 at Minnesota Vikings, Dec 24, 2022
7 at Buffalo Bills, Oct 15, 2023
...1 more at 7.

Solo Tackles
9 at San Francisco 49ers, Sep 21, 2023
6 at Philadelphia Eagles, Jan 08, 2023
5 vs. Philadelphia Eagles, Dec 11, 2022
4 vs. Seattle Seahawks, Oct 02, 2023
4 at Arizona Cardinals, Sep 17, 2023
...1 more at 4.

Sacks
1.0 at Philadelphia Eagles, Jan 08, 2023
1.0 at Seattle Seahawks, Oct 30, 2022
0.5 vs. Washington Commanders, Oct 22, 2023

Passes Defensed
1 at Buffalo Bills, Oct 15, 2023
1 vs. Seattle Seahawks, Oct 02, 2023

Forced Fumbles
1 vs. Washington Commanders, Dec 04, 2022

Fumble Recoveries
1 at Buffalo Bills, Oct 15, 2023

Tackles For Loss
4 at San Francisco 49ers, Sep 21, 2023
2 at Philadelphia Eagles, Jan 08, 2023
2 at Dallas Cowboys, Nov 24, 2022
1 vs. Dallas Cowboys, Sep 10, 2023
1 vs. Philadelphia Eagles, Dec 11, 2022
...1 more at 1.

Interceptions
1 at Buffalo Bills, Oct 15, 2023

Special Teams Tackles
1 at Arizona Cardinals, Sep 17, 2023
1 vs. Dallas Cowboys, Sep 10, 2023
1 vs. Indianapolis Colts, Jan 01, 2023

2023 GAME-BY-GAME REGULAR-SEASON STATISTICS (N.Y. GIANTS)

			TACKLES								INTERCEPTIONS					O. FUMB				ST					MISC			
DATE	OPPONENT	P/S	TK	S	A	SK	YDS	TFL	YDS	QBH	NO	YDS	LG	TD	PD	FF	FR	TD	YDS	TK	S	A	FF	FR	S	A	W/L	SCORE
09/10	Dallas	S	10	3	7	0.0	0.0	1	5	0	0	0	0	0	0	0	0	0	0	1	1	0	0	0	0	0	L	0-40
09/17	at Arizona	S	4	4	0	0.0	0.0	0	0	1	0	0	0	0	0	0	0	0	0	1	0	1	0	0	0	0	W	31-28
09/21	at San Francisco	S	10	9	1	0.0	0.0	4	9	0	0	0	0	0	0	0	0	0	0	0	0	0	0	0	0	0	L	12-30
10/02	Seattle	S	5	4	1	0.0	0.0	0	0	0	0	0	0	0	1	0	0	0	0	0	0	0	0	0	0	0	L	3-24
10/08	at Miami										ON INACTIVE LIST																L	16-31
10/15	at Buffalo	S	7	3	4	0.0	0.0	0	0	1	1	5	5	0	1	0	1	0	0	0	0	0	0	0	0	0	L	9-14
10/22	Washington	S	5	1	4	0.5	4.0	0	0	2	0	0	0	0	0	0	0	0	0	0	0	0	0	0	0	0	W	14-7
2023 TOTALS		**6-6**	**41**	**24**	**17**	**0.5**	**4.0**	**5**	**14**	**4**	**1**	**5**	**5**	**0**	**2**	**0**	**1**	**0**	**0**	**2**	**1**	**1**	**0**	**0**	**0**	**0**	**2-5**	



MARCUS MCKETHAN

OL

60

HEIGHT: 6-7
WEIGHT: 335
COLLEGE: NORTH CAROLINA
HOW ACQUIRED: D5-'22
NFL EXP.: 2ND YEAR
GIANTS EXP.: 2ND YEAR

TRANSACTIONS

» Originally a 5th-round (173rd pick overall) draft choice by the Giants in 2022.

2023 SEASON HIGHLIGHTS

» Has played in 6 games with 4 starts at right guard.
» Made his 1st career start at right guard in the win at Arizona (9/17).

CAREER HIGHLIGHTS

» In 2022, spent the entire season in injured reserve after tearing his ACL in a preseason practice.

COLLEGE

» In 4 seasons following a redshirt year, McKethan played in 43 games and started 37 of his last 38 contests, including all 25 games in 2020-21…Selected honorable mention All-ACC in each of his final 2 seasons.
» As a senior in 2021, started all 13 games…Two-time ACC Offensive Lineman of the Week (9/20, 11/6)… Blocked for an offense that averaged 35.2 points per game (3rd in the ACC), 468.2 total yards per game (4th in the ACC), including 212.5 rushing yards per game (2nd in the ACC).
» In 2020, started all 12 games at right guard…Blocked for an offense that averaged 41.7 points per game (2nd in the ACC), a school record 537.3 yards per game (first in the ACC), including 301.4 passing yards and 235.8 rushing yards a game (both 2nd in the ACC) selection.
» In 2019, played in 13 games with 12 starts…Blocked for an offense that averaged 474.0 yards per game (2nd in the ACC), including 285.8 passing yards per game (3rd in the ACC) at right guard.
» As a redshirt freshman in 2018, played in 5 games on the offensive line and on special teams…Blocked for an offense that averaged 442.1 yards per game, including 193.0 rushing yards per contest.
» Redshirted in 2017.

OFF-THE-FIELD ACTIVITY

» Attended The Giants Foundation Golf Classic which raised over $400,000 for The Giants Foundation… Visited schools that participate in the New York City Police Foundation's Far Rockaway Giants youth program and led a flag football clinic with the police officers for the boys in the program…Assisted Eva's Village staff to prepare and serve meals for those in need for Thanksgiving…Met with members from the Wounded Warriors Project during their visit at the Quest Diagnostic Training Facility to watch practice and enjoy a day with the Giants.

PERSONAL

» Three-sport star at Barnwell High School in S.C.…Ranked as the No. 2 tackle in the state…Represented South Carolina in the Shrine Bowl of the Carolinas, an annual all-star game between talented prospects from the 2 border states…Also played in Border Bowl IV, a postseason all-star game between South Carolina and Georgia prospects…Did not allow a sack during his senior season and finished the year with 543 knockdown blocks…Also played on the Barnwell basketball team and competed in the discus for the track and field team…State champion in the discus as a junior with a throw of 151 feet, 6 inches…Father is Jeffrey McKethan…Mother is Andrea Davis and stepfather is Herbert Davis.

MARCUS MCKETHAN'S NFL REGULAR SEASON STATISTICS

DATE	TEAM	GP	GS
2022	N.Y. Giants	0	0
2023	N.Y. Giants	7	5
NFL TOTALS		**7**	**5**

MARCUS MCKETHAN'S NFL POSTSEASON STATISTICS

DATE	TEAM	GP	GS
2022	N.Y. Giants	0	0
NFL TOTALS		**0**	**0**

2023 GAME-BY-GAME REGULAR-SEASON STATISTICS (N.Y. GIANTS)

DATE	OPPONENT	P/S		W/L	SCORE
09/10	Dallas	P		L	0-40
09/17	at Arizona	S		W	31-28
09/21	at San Francisco	S		L	12-30
10/02	Seattle	S		L	3-24
10/08	at Miami	S		L	16-31
10/15	at Buffalo	P		L	9-14
10/22	Washington	S		W	14-7
2023 TOTALS		**7-5**		**2-5**	



XAVIER MCKINNEY

S

[ZAY-vier]

HEIGHT: 6-0
WEIGHT: 201
COLLEGE: ALABAMA
HOW ACQUIRED: D2-'20
NFL EXP.: 4TH YEAR
GIANTS EXP.: 4TH YEAR

29

HONORS

» NFC Defensive Player of the Week: 2021 Week 9

TRANSACTIONS

» Originally a 2nd round (36th pick overall) draft choice by the Giants in 2020.

CAREER HIGHLIGHTS

» Has played in 38 regular-season games with 35 starts and started both Giants postseason games in which he played…Totals include 196 tackles (128 solo), 4 tackles for loss, 6 interceptions (1 returned for a touchdown), 20 passes defensed and 1 forced fumble...In the playoffs, he has 16 tackles (8 solo), 1.0 sack and 2 passes defensed.
» In 2022, started all 9 regular-season games he played in and both Giants postseason games…Spent time on the Reserve/Non-Football Injury list from Nov. 7-Dec. 31 with a hand injury…Totaled 44 tackles (28 solo), 1.0 sack, 2 tackles for loss, one quarterback hit, 5 passes defensed and one forced fumble.
» Recorded 5 tackles apiece at Tennessee (9/11) and vs. Carolina (9/18)…Tallied a career-high 9 tackles (5 solo) vs. Baltimore (10/16)…Registered his first career forced fumble, which was recovered by safety Julian Love, at Jacksonville (10/23)...Later in the game, was credited with stopping wide receiver Christian Kirk at the one-yard line to seal the win with 7 seconds left.
» Tackled Geno Smith for an 8-yard loss for his first career sack at Seattle (10/30).
» When he did not play vs. Houston (11/13), McKinney's NFL-long streak of 1,432 consecutive defensive snaps ended…McKinney had not missed a snap since Week 3 of the 2021 season…In his return from injury, collected 7 tackles (4 solo) and one pass defensed vs. Indianapolis (1/1).
» Led the team with 8 tackles (4 solo) and a pass defensed in the NFC Wild Card Game at Minnesota (1/15)…Recorded a 6-yard sack of Jalen Hurts as one of 8 tackles (4 solo), including one for loss, in the divisional round at Philadelphia (1/21).
» In 2021, played in all 17 games with 16 starts and recorded a career-high 93 tackles (59 solo), 10 passes defensed, while adding a team-high 5 interceptions…His 5 interceptions were tied for the 4th-most in the NFL and the most by a safety.
» Started the season-opener vs. Denver (9/12) and posted 3 tackles and 2 passes defensed…Posted 3-straight games with 6 tackles: vs. Atlanta (9/26), at New Orleans (10/3) and at Dallas (10/10)…Recorded his first game with multiple interceptions vs. the Rams (10/16) when he intercepted quarterback Matthew Stafford and returned it for 23 yards, as well as quarterback John Wolford.
» Earned NFC Defensive Player of the Week honors after recording his 2nd game of the season with multiple interceptions vs. Las Vegas (11/7) when he twice picked off Raiders quarterback Derek Carr…Returned the 2nd interception 41 yards for a touchdown at the beginning of the 3rd quarter…Joined then New England Patriots cornerback J.C. Jackson as the only players in 2021 with multiple 2-interception games.
» Tallied 8 tackles (4 solo), one interception and 2 passes defensed vs. Philadelphia (11/28)…Intercepted Eagles quarterback Jalen Hurts in the 3rd quarter…Recorded 6 tackles (4 solo) at Miami (12/5)…Posted 6 tackles (4 solo) and a pass defensed vs. Chicago (1/2), which gave him his first season with double-digit passes defensed.
» As a rookie in 2020, McKinney played in the final 6 games, including starts in each of the last 4…On injured reserve from Sept. 6-Nov. 28 after undergoing surgery to repair a fractured foot he suffered in training camp…Contributed 24 tackles (14 solo), including one tackle for loss…Also had one interception…Played 5 snaps on defense and 9 on special teams in his NFL debut at Cincinnati (11/29)…Made his first start vs. Arizona (12/13) and had 4 tackles (3 solo)…With James Bradberry sidelined, started at left cornerback and tallied 4 tackles (2 solo) vs. Cleveland (12/20)…Started at free safety and collected 8 tackles (season-high 7 solo) at Baltimore (12/27)…Helped secure the Giants' victory in their season finale when he intercepted an Andy Dalton pass in the end zone for his first career pick with 1:15 remaining vs. Dallas (1/3)…Also had 8 tackles (4 solo), including one for a loss.

COLLEGE

» In 3 years at Alabama, McKinney played in 41 games with starts in each of his last 28 contests…Totaled 176 tackles (108 solo), including 13 tackles for loss, 6.0 sacks, 5 interceptions – returning 2 for touchdowns - 20 passes defensed, 5 forced fumbles and one fumble recovery…As a junior in 2019, started all 13 games…Named first-team All-SEC by the league's coaches and the AP…Selected 2nd-team All-America by the AFCA, The Sporting News and Walter Camp and 3rd team by the AP…Named a semifinalist for the Thorpe Award, presented annually to the nation's top defensive back…Finished with a team and career-high 95 tackles (59 solo), including 5.5 for loss, 3.0 sacks and a conference-high 4 forced fumbles…Added 3 interceptions, including one he returned 81 yards for a touchdown, 5 pass breakups and 5 quarterback hurries…In 2018, started all 15 games and ranked 3rd on the team with 73 tackles (44 solo), including 6 stops for loss, 3.0 sacks, 2 interceptions, (one returned for a touchdown), 10 pass breakups, and one forced fumble…As a freshman in 2017, played in 13 of 14 games, primarily on special teams…Totaled 8

tackles (5 solo), including 1.5 for loss.

OFF-THE-FIELD ACTIVITY

» Hosted the Xavier McKinney's All-Star Bowling event to benefit the United Way of New York City's ReadNYC Campaign…Attended the Father-Son Breakfast at Iona Prep to speak with students about his NFL Journey…Participated in a virtual conversation for Mental Health Awareness Month with students across New York City to share the importance of mental health…Attended The Giants Foundation Golf Classic which raised over $400,000 for The Giants Foundation…Partnered with Stop and Shop to meet and distribute meals to members of the Bronx community…Met with members from the Wounded Warriors Project during their visit at the Quest Diagnostic Training Facility to watch practice and enjoy a day with the Giants.

PERSONAL

» McKinney was a 4-year letterman at Roswell High School in Georgia, playing everywhere in the secondary as well as wide receiver…Unanimous 4-star prospect who was named a top-10 safety nationally by all major recruiting outlets...Participated in the Under Armour All-America Game and Nike's 2016 "The Opening."…As a senior in 2016, was selected as the Georgia Class 7A Defensive Player of the Year by the Atlanta Journal-Constitution...Recorded 82 tackles, 7 interceptions, 9 pass breakups, 2 forced fumbles and 2 recoveries as a senior in 2016…In his junior season, had 111 tackles, including 4 for a loss and 2 sacks, 13 pass breakups and 9 interceptions, 2 of which were returned for touchdowns…Also played basketball at Roswell.

XAVIER MCKINNEY'S NFL REGULAR SEASON DEFENSIVE STATISTICS

				TACKLES								INTERCEPTIONS					O. FUMB				ST					MISC	
DATE	TEAM	GP	GS	TK	S	A	TFL	YDS	SK	YDS	QBH	NO	YDS	LG	TD	PD	FF	FR	TD	YDS	TK	S	A	FF	FR	S	A
2020	N.Y. Giants	6	4	24	14	10	1	3	0.0	0.0	0	1	0	0	0	1	0	0	0	0	1	0	1	0	0	0	0
2021	N.Y. Giants	17	16	93	59	34	1	2	0.0	0.0	0	5	64	41t	1	10	0	0	0	0	0	0	0	0	0	0	0
2022	N.Y. Giants	9	9	44	28	16	2	8	1.0	8.0	1	0	0	0	0	5	1	0	0	0	1	1	0	0	0	0	0
2023	N.Y. Giants	7	7	38	30	8	0	0	0.0	0.0	0	0	0	0	0	6	1	0	0	0	0	0	0	0	0	0	0
NFL TOTALS		**39**	**36**	**199**	**131**	**68**	**4**	**13**	**1.0**	**8.0**	**1**	**6**	**64**	**41T**	**1**	**22**	**2**	**0**	**0**	**0**	**2**	**1**	**1**	**0**	**0**	**0**	**0**

XAVIER MCKINNEY'S NFL POSTSEASON DEFENSIVE STATISTICS

				TACKLES								INTERCEPTIONS					O. FUMB				ST					MISC	
DATE	TEAM	GP	GS	TK	S	A	TFL	YDS	SK	YDS	QBH	NO	YDS	LG	TD	PD	FF	FR	TD	YDS	TK	S	A	FF	FR	S	A
2022	N.Y. Giants	2	2	16	8	8	1	1	1.0	6.0	0	0	0	0	0	2	1	0	0	0	0	0	0	0	0	0	0
NFL TOTALS		**2**	**2**	**16**	**8**	**8**	**1**	**1**	**1.0**	**6.0**	**0**	**0**	**0**	**0**	**0**	**2**	**1**	**0**	**0**	**0**	**0**	**0**	**0**	**0**	**0**	**0**	**0**

SINGLE-GAME HIGHS: DEFENSIVE

Total Tackles
9 vs. Baltimore Ravens, Oct 16, 2022
8 at Miami Dolphins, Oct 08, 2023
8 vs. Washington Football Team, Jan 09, 2022
8 vs. Philadelphia Eagles, Nov 28, 2021
...2 more at 8.

Solo Tackles
7 at Miami Dolphins, Oct 08, 2023
7 at Baltimore Ravens, Dec 27, 2020
6 at San Francisco 49ers, Sep 21, 2023
6 at Arizona Cardinals, Sep 17, 2023
...1 more at 6.

Sacks
1.0 at Seattle Seahawks, Oct 30, 2022

Passes Defensed
2 vs. Washington Commanders, Oct 22, 2023
2 vs. Dallas Cowboys, Sep 10, 2023
2 vs. Carolina Panthers, Sep 18, 2022
...4 more at 2.

Forced Fumbles
1 at Miami Dolphins, Oct 08, 2023
1 at Jacksonville Jaguars, Oct 23, 2022

Tackles For Loss
1 at Seattle Seahawks, Oct 30, 2022
1 vs. Dallas Cowboys, Sep 26, 2022
1 at Miami Dolphins, Dec 05, 2021
...1 more at 1.

Interceptions
2 vs. Las Vegas Raiders, Nov 07, 2021
2 vs. Los Angeles Rams, Oct 17, 2021
1 vs. Philadelphia Eagles, Nov 28, 2021
1 vs. Dallas Cowboys, Jan 03, 2021

Interception Return Yards
41 vs. Las Vegas Raiders, Nov 07, 2021
23 vs. Los Angeles Rams, Oct 17, 2021

Special Teams Tackles
1 vs. Chicago Bears, Oct 02, 2022
1 at Cincinnati Bengals, Nov 29, 2020

SINGLE-GAME HIGHS - POSTSEASON: DEFENSIVE

Total Tackles
8 at Philadelphia Eagles, Jan 21, 2023
8 at Minnesota Vikings, Jan 15, 2023

Solo Tackles
4 at Philadelphia Eagles, Jan 21, 2023
4 at Minnesota Vikings, Jan 15, 2023

Sacks
1.0 at Philadelphia Eagles, Jan 21, 2023

Passes Defensed
1 at Minnesota Vikings, Jan 15, 2023

Forced Fumbles
1 at Philadelphia Eagles, Jan 21, 2023

Tackles For Loss
1 at Philadelphia Eagles, Jan 21, 2023

2023 GAME-BY-GAME REGULAR-SEASON STATISTICS (N.Y. GIANTS)

			TACKLES								INTERCEPTIONS					O. FUMB				ST					MISC			
DATE	OPPONENT	P/S	TK	S	A	SK	YDS	TFL	YDS	QBH	NO	YDS	LG	TD	PD	FF	FR	TD	YDS	TK	S	A	FF	FR	S	A	W/L	SCORE
09/10	Dallas	S	4	1	3	0.0	0.0	0	0	0	0	0	0	0	2	0	0	0	0	0	0	0	0	0	0	0	L	0-40
09/17	at Arizona	S	7	6	1	0.0	0.0	0	0	0	0	0	0	0	1	0	0	0	0	0	0	0	0	0	0	0	W	31-28
09/21	at San Francisco	S	7	6	1	0.0	0.0	0	0	0	0	0	0	0	0	0	0	0	0	0	0	0	0	0	0	0	L	12-30
10/02	Seattle	S	3	2	1	0.0	0.0	0	0	0	0	0	0	0	0	0	0	0	0	0	0	0	0	0	0	0	L	3-24
10/08	at Miami	S	8	7	1	0.0	0.0	0	0	0	0	0	0	0	1	1	0	0	0	0	0	0	0	0	0	0	L	16-31
10/15	at Buffalo	S	6	5	1	0.0	0.0	0	0	0	0	0	0	0	0	0	0	0	0	0	0	0	0	0	0	0	L	9-14
10/22	Washington	S	3	3	0	0.0	0.0	0	0	0	0	0	0	0	2	0	0	0	0	0	0	0	0	0	0	0	W	14-7
2023 TOTALS		**7-7**	**38**	**30**	**8**	**0.0**	**0.0**	**0**	**0**	**0**	**0**	**0**	**0**	**0**	**6**	**1**	**0**	**0**	**0**	**0**	**0**	**0**	**0**	**0**	**0**	**0**	**2-5**	



JOSHUA MILES

T

77

HEIGHT: 6-5
WEIGHT: 314
COLLEGE: MORGAN STATE
HOW ACQUIRED: FA-'23
NFL EXP.: 5TH YEAR
GIANTS EXP.: 1ST YEAR

JOSHUA MILES' NFL REGULAR SEASON STATISTICS

DATE	TEAM	GP	GS
2019	Arizona	7	0
2020	Arizona	0	0
2021	Arizona	10	0
2022	Arizona	0	0
2023	Atlanta	0	0
NFL TOTALS		**17**	**0**

JOSHUA MILES' NFL POSTSEASON STATISTICS

DATE	TEAM	GP	GS
2021	Arizona	0	0
NFL TOTALS		**0**	**0**

2019 GAME-BY-GAME REGULAR-SEASON STATISTICS (ARIZONA)

DATE	OPPONENT	P/S		W/L/T	SCORE
09/08	Detroit	P		T	27-27+
09/15	at Baltimore		ON INACTIVE LIST	L	17-23
09/22	Carolina		ON INACTIVE LIST	L	20-38
09/29	Seattle		ON INACTIVE LIST	L	10-27
10/06	at Cincinnati	P		W	26-23
10/13	Atlanta	P		W	34-33
10/20	at N.Y. Giants	P		W	27-21
10/27	at New Orleans	P		L	9-31
10/31	San Francisco	P		L	25-28
11/10	at Tampa Bay	P		L	27-30
11/17	at San Francisco		ON INACTIVE LIST	L	26-36
12/01	L.A. Rams		ON INACTIVE LIST	L	7-34
12/08	Pittsburgh		ON INACTIVE LIST	L	17-23
12/15	Cleveland		ON INACTIVE LIST	W	38-24
12/22	at Seattle		ON INACTIVE LIST	W	27-13
12/29	at L.A. Rams		ON INACTIVE LIST	L	24-31
2019 TOTALS		**7-0**		**5-10-1**	

+ - Overtime

2020 GAME-BY-GAME REGULAR-SEASON STATISTICS (ARIZONA)

DATE	OPPONENT	P/S		W/L	SCORE
09/13	at San Francisco		ON INACTIVE LIST	W	24-20
09/20	Washington		ON INACTIVE LIST	W	30-15
09/27	Detroit		ON INACTIVE LIST	L	23-26
10/04	at Carolina		ON INACTIVE LIST	L	21-31
10/11	at N.Y. Jets		ON INACTIVE LIST	W	30-10
10/19	at Dallas		ON INACTIVE LIST	W	38-10
10/25	Seattle		ON INACTIVE LIST	W	37-34+
11/08	Miami		ON INACTIVE LIST	L	31-34
11/15	Buffalo		ON INACTIVE LIST	W	32-30
11/19	at Seattle		ON INACTIVE LIST	L	21-28
11/29	at New England		ON INACTIVE LIST	L	17-20
12/06	L.A. Rams		ON INACTIVE LIST	L	28-38
12/13	at N.Y. Giants		ON INACTIVE LIST	W	26-7
12/20	Philadelphia		DID NOT PLAY (NON-INJURY)	W	33-26
12/26	San Francisco		ON INACTIVE LIST	L	12-20
01/03	at L.A. Rams		ON INACTIVE LIST	L	7-18
2020 TOTALS		**0-0**		**8-8**	

+ - Overtime

2021 GAME-BY-GAME REGULAR-SEASON STATISTICS (ARIZONA)

DATE	OPPONENT	P/S		W/L	SCORE
09/12	at Tennessee		ON INACTIVE LIST	W	38-13
09/19	Minnesota		ON INACTIVE LIST	W	34-33
09/26	at Jacksonville		INJURED RESERVE	W	31-19
10/03	at L.A. Rams		INJURED RESERVE	W	37-20
10/10	San Francisco		INJURED RESERVE	W	17-10
10/17	at Cleveland	P		W	37-14
10/24	Houston	P		W	31-5
10/28	Green Bay	P		L	21-24
11/07	at San Francisco	P		W	31-17
11/14	Carolina	P		L	10-34
11/21	at Seattle	P		W	23-13
12/05	at Chicago	P		W	33-22
12/13	L.A. Rams		ON INACTIVE LIST	L	23-30
12/19	at Detroit	P		L	12-30
12/25	Indianapolis	P		L	16-22
01/02	at Dallas	P		W	25-22
01/09	Seattle		ON INACTIVE LIST	L	30-38
2021 TOTALS		**10-0**		**11-6**	

2022 GAME-BY-GAME REGULAR-SEASON STATISTICS (ARIZONA)

DATE	OPPONENT	P/S		W/L	SCORE
09/11	Kansas City		INJURED RESERVE	L	21-44
09/18	at Las Vegas		INJURED RESERVE	W	29-23+
09/25	L.A. Rams		INJURED RESERVE	L	12-20
10/02	at Carolina		INJURED RESERVE	W	26-16
10/09	Philadelphia		INJURED RESERVE	L	17-20
10/16	at Seattle		INJURED RESERVE	L	9-19
10/20	New Orleans		INJURED RESERVE	W	42-34
10/30	at Minnesota		INJURED RESERVE	L	26-34
11/06	Seattle		INJURED RESERVE	L	21-31
11/13	at L.A. Rams		INJURED RESERVE	W	27-17
11/21	San Francisco		INJURED RESERVE	L	10-38
11/27	L.A. Chargers		INJURED RESERVE	L	24-25
12/12	New England		INJURED RESERVE	L	13-27
12/18	at Denver		INJURED RESERVE	L	15-24
12/25	Tampa Bay		INJURED RESERVE	L	16-19+
01/01	at Atlanta		INJURED RESERVE	L	19-20
01/08	at San Francisco		INJURED RESERVE	L	13-38
2022 TOTALS		**0-0**		**4-13**	

+ - Overtime

2023 GAME-BY-GAME REGULAR-SEASON STATISTICS (ATLANTA)

DATE	OPPONENT	P/S		W/L	SCORE
09/10	Carolina		PRACTICE SQUAD	W	24-10
09/17	Green Bay		PRACTICE SQUAD	W	25-24
09/24	at Detroit		PRACTICE SQUAD	L	6-20
10/01	at Jacksonville		PRACTICE SQUAD	L	7-23
10/08	Houston		PRACTICE SQUAD	W	21-19
10/15	Washington		PRACTICE SQUAD	L	16-24
10/22	at Tampa Bay		NOT ON ROSTER	W	16-13
2023 TOTALS		**0-0**		**4-3**	

2021 GAME-BY-GAME POSTSEASON STATISTICS (ARIZONA)

DATE	OPPONENT	P/S		W/L	SCORE
01/17	at L.A. Rams		ON INACTIVE LIST	L	11-34
2021 TOTALS		**0-0**		**0-1**	



CHRIS MYARICK

TE

[MY-rick]

HEIGHT: 6-5
WEIGHT: 261
COLLEGE: TEMPLE
HOW ACQUIRED: FA-'22
NFL EXP.: 4TH YEAR
GIANTS EXP.: 3RD YEAR

85

TRANSACTIONS

» Originally signed as a rookie free agent by the Miami Dolphins on May 9, 2019…Waived by the Dolphins on Sept. 1, 2019 and signed to their practice squad on Sept. 2, 2019…Signed to a reserve/future contract by Miami on Dec. 31, 2019…Waived by the Dolphins on Sept. 5, 2020 and signed to their practice squad on Sept. 6, 2020…Added to Miami's active roster on Nov. 13 and 21 and Dec. 12 and 19, 2020…Re-signed to Miami's practice squad on Dec. 21. 2020…Signed to a reserve/future contract by Miami on Jan. 5, 2021…Released on Aug. 31, 2021…Signed to the Giants' practice squad on Sept. 2, 2021…Added to the active roster on Sept. 16, Nov. 22 and Nov. 25, 2021…Released by the Giants on Jan. 4, 2022…Signed by the Cincinnati Bengals on Jan. 6, 2022 and released on Feb. 21, 2022…Signed as a free agent by the Giants on Feb. 22, 2022…Released by the Giants on Dec. 28, 2022 and signed to the team's practice squad on Dec. 30, 2022…Elevated to the active roster on Dec. 31, 2022 and returned to the practice squad on Jan. 2, 2023…Signed by the Giants on Jan. 23, 2023.

CAREER HIGHLIGHTS

» Myarick has played in 27 games with 11 starts for Miami in 2020 and the Giants in 2021-22…Totals include 10 receptions for 82 yards and 2 touchdowns with a long catch of 23 yards.
» In 2022, played in 16 games with 8 starts – 7 at fullback and one at tight end…Did not play at Philadelphia (1/8)…Caught 7 passes for 65 yards and one touchdown…Scored on a one-yard thrown from Daniel Jones with 1:66 remaining at Tennessee (9/11)…Saquon Barkley's subsequent 2-point conversion gave the Giants a 21-20 victory in Brian Daboll's head coaching debut…Had a season-high 2 receptions, for 21 yards, at Jacksonville (10/23)…Caught a career-long 23-yard pass at Dallas (11/24).
» In his first season with the Giants in 2021, played in 8 games with 3 starts…Participated in 7 snaps in his Giants debut at Washington (9/16)…Made his first career start and caught his first 2 passes, for 11 yards, including a one-yarder for the game's only touchdown, in a 13-7 victory vs. Philadelphia (11/28)…Started at the Chargers (12/12), but did not have a reception…Started and caught one pass for 6 yards at Philadelphia (12/26).
» In 2020, played in 3 games for Miami…Dressed but did not play in one game…Made his NFL debut vs. the Chargers (11/15)…Also played vs. Kansas City (12/13) and New England (12/20).
» In 2019, spent the entire season on Miami's practice squad.

COLLEGE

» Four-year letterman (2015-18) and 2-year starter at Temple…Played in 43 games with 25 starts and finished with 23 receptions for 229 yards (10.0-yard avg.) and one touchdown…As a senior, played in all 13 games with 12 starts…Caught 14 passes for 146 yards (10.4-yard avg.) and one touchdown…In 2017, played in 12 games with 10 starts and had 8 receptions for 68 yards…In 2016, played in all 14 games with 3 starts and had one catch for 15 yards…In 2015, played in 4 games…Redshirted in 2014.

OFF-THE-FIELD ACTIVITY

» Attended The Giants Foundation Golf Classic which raised over $400,000 for The Giants Foundation…Met with members from the Wounded Warriors Project during their visit at the Quest Diagnostic Training Facility to watch practice and enjoy a day with the Giants.

PERSONAL

» Marketing major…Played tight end and defensive end at Cheltenham High School in Wyncote, Pa… As a senior in 2013, registered 40 receptions and scored 12 touchdowns…Selected first-team all-league on offense and defense…Also lettered in basketball and volleyball.

CHRIS MYARICK'S NFL REGULAR SEASON RUSHING/RECEIVING STATISTICS

				RECEIVING					RUSHING				
DATE	TEAM	GP	GS	NO.	YDS.	AVG.	LG	TD	NO.	YDS.	AVG.	LG	TD
2019	Miami	0	0	0	0	0.0	0	0	0	0	0.0	0	0
2020	Miami	3	0	0	0	0.0	0	0	0	0	0.0	0	0
2021	N.Y. Giants	8	3	3	17	5.7	10	1	0	0	0.0	0	0
					Went from **N.Y. Giants** to **Cincinnati**.								
2021	Cincinnati	0	0	0	0	0.0	0	0	0	0	0.0	0	0
2021	TOTAL	8	3	3	17	5.7	10	1	0	0	0.0	0	0
2022	N.Y. Giants	16	8	7	65	9.3	23	1	0	0	0.0	0	0
2023	N.Y. Giants	0	0	0	0	0.0	0	0	0	0	0.0	0	0
NFL TOTALS		**27**	**11**	**10**	**82**	**8.2**	**23**	**2**	**0**	**0**	**0.0**	**0**	**0**

CHRIS MYARICK'S NFL POSTSEASON RUSHING/RECEIVING STATISTICS

				RECEIVING					RUSHING				
DATE	TEAM	GP	GS	NO.	YDS.	AVG.	LG	TD	NO.	YDS.	AVG.	LG	TD
2021	Cincinnati	0	0	0	0	0.0	0	0	0	0	0.0	0	0
2022	N.Y. Giants	0	0	0	0	0.0	0	0	0	0	0.0	0	0
NFL TOTALS		**0**	**0**	**0**	**0**	**0.0**	**0**	**0**	**0**	**0**	**0.0**	**0**	**0**

SINGLE-GAME HIGHS: RECEIVING

Receptions
2 at Jacksonville Jaguars, Oct 23, 2022
2 vs. Philadelphia Eagles, Nov 28, 2021
1 at Seattle Seahawks, Oct 30, 2022
1 at Green Bay Packers, Oct 09, 2022
...3 more at 1.

Receiving Yards
21 at Jacksonville Jaguars, Oct 23, 2022
11 vs. Philadelphia Eagles, Nov 28, 2021
10 at Seattle Seahawks, Oct 30, 2022
6 vs. Dallas Cowboys, Sep 26, 2022
6 at Philadelphia Eagles, Dec 26, 2021

Longest Receptions
23 at Dallas Cowboys, Nov 24, 2022
11 at Jacksonville Jaguars, Oct 23, 2022
10 at Seattle Seahawks, Oct 30, 2022
10 at Jacksonville Jaguars, Oct 23, 2022
10 vs. Philadelphia Eagles, Nov 28, 2021

Receiving TDs
1 at New York Giants, Nov 28, 2021

All-Purpose Yards
21 at Jacksonville Jaguars, Oct 23, 2022
11 vs. Philadelphia Eagles, Nov 28, 2021
10 at Seattle Seahawks, Oct 30, 2022
6 vs. Dallas Cowboys, Sep 26, 2022
6 at Philadelphia Eagles, Dec 26, 2021

Special Teams Tackles
3 vs. Philadelphia Eagles, Dec 11, 2022
2 vs. Carolina Panthers, Sep 18, 2022
1 vs. Washington Commanders, Dec 04, 2022

Most TDs
1 at Tennessee Titans, Sep 11, 2022
1 vs. Philadelphia Eagles, Nov 28, 2021

2022 GAME-BY-GAME REGULAR-SEASON STATISTICS (N.Y. GIANTS)

			RECEIVING					RUSHING						
DATE	OPPONENT	P/S	NO.	YDS.	AVG.	LG	TD	NO.	YDS.	AVG.	LG	TD	W/L/T	SCORE
09/11	at Tennessee	S	1	1	1.0	1t	1	0	0	0.0	0	0	W	21-20
09/18	Carolina	S	0	0	0.0	0	0	0	0	0.0	0	0	W	19-16
09/26	Dallas	P	1	6	6.0	6	0	0	0	0.0	0	0	L	16-23
10/02	Chicago	S	0	0	0.0	0	0	0	0	0.0	0	0	W	20-12
10/09	at Green Bay	S	1	4	4.0	4	0	0	0	0.0	0	0	W	27-22
10/16	Baltimore	S	0	0	0.0	0	0	0	0	0.0	0	0	W	24-20
10/23	at Jacksonville	S	2	21	10.5	11	0	0	0	0.0	0	0	W	23-17
10/30	at Seattle	S	1	10	10.0	10	0	0	0	0.0	0	0	L	13-27
11/13	Houston	P	0	0	0.0	0	0	0	0	0.0	0	0	W	24-16
11/20	Detroit	P	0	0	0.0	0	0	0	0	0.0	0	0	L	18-31
11/24	at Dallas	P	1	23	23.0	23	0	0	0	0.0	0	0	L	20-28
12/04	Washington	S	0	0	0.0	0	0	0	0	0.0	0	0	T	20-20
12/11	Philadelphia	P	0	0	0.0	0	0	0	0	0.0	0	0	L	22-48
12/18	at Washington	P	0	0	0.0	0	0	0	0	0.0	0	0	W	20-12
12/24	at Minnesota	P	0	0	0.0	0	0	0	0	0.0	0	0	L	24-27
01/01	Indianapolis	P	0	0	0.0	0	0	0	0	0.0	0	0	W	38-10
01/08	at Philadelphia					PRACTICE SQUAD							L	16-22
2022 TOTALS		**16-8**	**7**	**65**	**9.3**	**23**	**1**	**0**	**0**	**0.0**	**0**	**0**	**9-7-1**	

2023 GAME-BY-GAME REGULAR-SEASON STATISTICS (N.Y. GIANTS)

			RECEIVING					RUSHING						
DATE	OPPONENT	P/S	NO.	YDS.	AVG.	LG	TD	NO.	YDS.	AVG.	LG	TD	W/L	SCORE
09/10	Dallas						INJURED RESERVE						L	0-40
09/17	at Arizona						INJURED RESERVE						W	31-28
09/21	at San Francisco						INJURED RESERVE						L	12-30
10/02	Seattle						INJURED RESERVE						L	3-24
10/08	at Miami						INJURED RESERVE						L	16-31
10/15	at Buffalo						INJURED RESERVE						L	9-14
10/22	Washington						INJURED RESERVE						W	14-7
2023 TOTALS		**0-0**	**0**	**0**	**0.0**	**0**	**0**	**0**	**0**	**0.0**	**0**	**0**	**2-5**	

2021 GAME-BY-GAME POSTSEASON STATISTICS (CINCINNATI)

			RECEIVING					RUSHING						
DATE	OPPONENT	P/S	NO.	YDS.	AVG.	LG	TD	NO.	YDS.	AVG.	LG	TD	W/L	SCORE
01/30	at Kansas City						PRACTICE SQUAD						W	27-24+
02/13	L.A. Rams						PRACTICE SQUAD						L	20-23
2021 TOTALS		**0-0**	**0**	**0**	**0.0**	**0**	**0**	**0**	**0**	**0.0**	**0**	**0**	**1-1**	

+ - Overtime

2022 GAME-BY-GAME POSTSEASON STATISTICS (N.Y. GIANTS)

			RECEIVING					RUSHING						
DATE	OPPONENT	P/S	NO.	YDS.	AVG.	LG	TD	NO.	YDS.	AVG.	LG	TD	W/L	SCORE
01/15	at Minnesota						PRACTICE SQUAD						W	31-24
01/21	at Philadelphia						PRACTICE SQUAD						L	7-38
2022 TOTALS		**0-0**	**0**	**0**	**0.0**	**0**	**0**	**0**	**0**	**0.0**	**0**	**0**	**1-1**	



EVAN NEAL

T

73

HEIGHT: 6-7
WEIGHT: 340
COLLEGE: ALABAMA
HOW ACQUIRED: D1-'22
NFL EXP.: 2ND YEAR
GIANTS EXP.: 2ND YEAR

TRANSACTIONS

» Originally a first-round (7th pick overall) draft choice by the Giants in 2022.

CAREER HIGHLIGHTS

» Has played in and started 19 regular-season games at right tackle for the Giants.
» As a rookie in 2022, started all 13 regular-season games and 2 postseason games in which he played at right tackle...Suffered a knee injury at Jacksonville (10/23) and was inactive for 4 contests – at Seattle (10/30), vs. Houston (11/13), vs. Detroit (11/20) and at Dallas (11/24).
» Was part of an offensive line that helped the Giants finish 4th in the NFL in rushing yardage with an average of 148.2 yards a game and 5th with 4.8 yards a carry, and was instrumental in Saquon Barkley rushing for a career-high 1,312 yards.

COLLEGE

» Started all 40 games in which he played at Alabama and missed only one game in 3 seasons due to a positive COVID-19 test in 2020…Started 13 games at left guard in 2019, 12 at right tackle in 2020 and 15 at left tackle in 2021…
» As a junior in 2021, selected first team All-America by the AFCA, FWAA, The Sporting News, CBS Sports, ESPN.com and USA Today and 2nd team by the AP…Named first team All-SEC…Elected one of Alabama's permanent team captains…Anchored an offensive line that helped the Crimson Tide rank 6th in the country in scoring (39.9 points-per-game), 7th in passing (338.2 yards-per-game) and 3rd in 3rd-down conversion percentage.
» In 2020, started 12 games at right tackle…Helped anchor the right side of the Alabama offensive line that blocked for the Power 5's No. 1 scoring offense (48.5 points-per-game), No. 1 pass efficiency offense (198.9), No. 2 passing offense (358.2 yards-per-game) and No. 2 total offense (541.6 yards-per-game).
» In 2019, played multiple positions across the line before settling in at left guard…Selected to the freshman All-SEC squad by the league coaches…Helped the Tide's offensive line rank 3rd nationally in sacks allowed at just .92 per game (12 sacks in 406 pass attempts), No. 2 nationally in scoring (47.2 points-per-game), 3rd in passing (342.2 yards-per-game) and 6th in total offense (510.8 yards-per-game).

OFF-THE-FIELD ACTIVITY

» Attended The Giants Foundation Golf Classic which raised over $400,000 for The Giants Foundation… Visited schools that participate in the New York City Police Foundation's Far Rockaway Giants youth program and led a flag football clinic with the police officers for the boys in the program…Assisted Eva's Village staff to prepare and serve meals for those in need for Thanksgiving…Met with members from the Wounded Warriors Project during their visit at the Quest Diagnostic Training Facility to watch practice and enjoy a day with the Giants.

PERSONAL

» Anchored the offensive line at IMG Academy in Bradenton, Fla., where he was a 5-star offensive tackle by all major recruiting outlets and one of the top players in Florida...Has 7 siblings…Born and raised in Okeechobee, Fla. and grew up in a sports family, playing football and basketball throughout his childhood…Attended Okeechobee High School as a freshman, when he played right guard and tackle and defensive tackle on the varsity…After his freshman year, he transferred to IMG Academy, where he started at right guard as a sophomore…In his junior season, Neal saw action at tackle and guard, helping IMG to a 9-0 record…As a senior in 2018, played left tackle.
» Neal's father, Eddie, played linebacker at Tulane…His cousin, Cleveland Gary, played running back at Georgia and Miami before becoming a 1989 first-round draft choice (No. 26 overall), playing 6 seasons in the NFL for the Los Angeles Rams and Miami Dolphins…Neal's uncle, Jimmie Jones, was a defensive lineman at Miami and a 3rd-round pick in the 1990 NFL Draft, playing 8 seasons with the Dallas Cowboys, St. Louis Rams and Philadelphia Eagles.

EVAN NEAL'S NFL REGULAR SEASON STATISTICS

DATE	TEAM	GP	GS
2022	N.Y. Giants	13	13
2023	N.Y. Giants	6	6
NFL TOTALS		**19**	**19**

EVAN NEAL'S NFL POSTSEASON STATISTICS

DATE	TEAM	GP	GS
2022	N.Y. Giants	2	2
NFL TOTALS		**2**	**2**

2023 GAME-BY-GAME REGULAR-SEASON STATISTICS (N.Y. GIANTS)

DATE	OPPONENT	P/S		W/L	SCORE
09/10	Dallas	S		L	0-40
09/17	at Arizona	S		W	31-28
09/21	at San Francisco	S		L	12-30
10/02	Seattle	S		L	3-24
10/08	at Miami	S		L	16-31
10/15	at Buffalo	S		L	9-14
10/22	Washington		ON INACTIVE LIST	W	14-7
2023 TOTALS		**6-6**		**2-5**	



RAKEEM NUñEZ-ROCHES

DL

(NOON-yez RO-ches)

HEIGHT: 6-2
WEIGHT: 305
COLLEGE: SOUTHERN MISS
HOW ACQUIRED: FA-'23
NFL EXP.: 9TH YEAR
GIANTS EXP.: 1ST YEAR

93

TRANSACTIONS

» Originally a 6th-round (217th pick overall) draft choice by the Kansas City Chiefs in 2015…Waived by Kansas City on Sept. 17, 2016…Signed to Kansas City's practice squad on Sept. 20, 2016…Elevated to the active roster on Oct. 18, 2016…Waived by Kansas City on May 8, 2018… Awarded off waivers to the Indianapolis Colts on May 11, 2018…Released by Indianapolis on Sept. 1, 2018…Signed by the Tampa Bay Buccaneers on Oct. 2, 2018…Signed as a free agent by the Giants on March 17, 2023.

2023 SEASON HIGHLIGHTS

» Made his 1st career start as a Giant at the defensive tackle position in Week 2 at Arizona.

CAREER HIGHLIGHTS

» Has played in 108 regular-season games with 39 starts and 8 postseason games with 4 starts for Kansas City, Tampa Bay and the New York Giants, including a start at nose tackle in the Buccaneers' Super Bowl LV victory against the Chiefs…Career totals include 140 tackles (71 solo), 14 tackles for loss, 3.5 sacks, 13 quarterback hits, 1 forced fumble and 1 fumble recovery…In the playoffs, he has 10 tackles (2 solo), 2 tackles for loss and 5 quarterback hits.
» In 2022, played in all 17 regular-season games with 10 starts and played in one postseason game for Tampa Bay…Totaled 33 tackles (19 solo), 5 tackles for loss, 2.0 sacks, 3 quarterback hits, one forced fumble and one fumble recovery…Had 2 solo tackles, including a 9-yard sack of Matthew Stafford, vs. the Rams (11/6)…Tallied 4 tackles (3 solo), one of them a 9-yard sack of Jacoby Brissett, at Cleveland (11/27)…Made 2 tackles in the NFC Wild Card Game vs. Dallas (1/16).
» In 2021, played in 16 games with one start and played in 2 postseason games…Recorded 17 tackles (5 solo), 3 tackles for loss, one quarterback hit and one forced fumble, plus 4 tackles (2 solo), 2 forced fumbles and one quarterback hit in the playoffs.
» Recorded 2 tackles on 6 occasions – vs. Atlanta (9/19), at Washington (11/14), at Atlanta (12/5), vs. New Orleans (12/19), at the Jets (1/2) and vs. Carolina (1/9)…Played in the NFC Wild Card Game vs. Philadelphia (1/16)…Collected 4 tackles (2 solo) in the divisional round vs. the Rams (1/23).
» In 2020, played in all 16 regular-season games with 11 starts and started all 4 postseason games for the Super Bowl-winning Bucs…Tallied 20 tackles (7 solo) and 3 quarterback hits…Added 3 tackles and one quarterback hit in the playoffs.
» Made 2 tackles and a quarterback hit in the NFC Wild Card Game at Washington (1/9) and one stop in the divisional round at New Orleans (1/17)…Started, but did not record any statistics, in the NFC Championship Game at Green Bay (1/24) and in Super Bowl LV vs. Kansas City (2/7).
» In 2019, played in 16 games for Tampa Bay and recorded 9 tackles (5 solo) and a fumble recovery, while adding depth to the NFL's top-ranked run defense…Recorded first career fumble recovery vs. the Giants (9/22)…Logged 2 tackles, including one for loss, at the Rams (9/29)…Posted one tackle and a quarterback hit of Matt Ryan at Atlanta (11/24).
» In 2018, played in 3 games in his first season at Tampa Bay, recording 2 solo tackles…Recorded one solo tackle at Cincinnati (10/28) and at the Giants (11/18).
» In 2017, played in 16 games with 11 starts in his final season with Kansas City…Totaled 23 tackles (14 solo), a half-sack and one quarterback hit…Split a sack of quarterback Trevor Siemian with Bennie Logan vs. Denver (10/30)…Collected a season-high 5 tackles (2 solo) at Dallas (11/5).
» In 2016, played in 11 games with 5 starts for Kansas City…Tallied 23 tackles (14 solo), 5 tackles for loss, 1.0 sack and 3 quarterback hits…Also played in one postseason game.
» Recorded 4 tackles, including 2 for loss, in his first career start, at Carolina (11/13)…Tallied a season-high 6 tackles at Denver (11/27)… Registered first career sack, of quarterback Derek Carr, vs. Oakland (12/8)…Credited with one tackle in the divisional round vs. Pittsburgh (1/15).
» As a rookie in 2015, played in 7 games for Kansas City and recorded 4 tackles…Made one tackle in his NFL debut at Minnesota (10/18).

COLLEGE

» Played in 31 games in 4 seasons at Southern Mississippi…As a redshirt junior in 2014, started all 11 games and recorded 58 tackles (32 solo) with a team-high 14.0 tackles for loss and 3.0 sacks…Credited with 7 quarterback hurries and a blocked kick…Made a season-high 11 tackles at UTEP…In 2013, started first 2 games of the season before being sidelined with a season-ending injury…Received a medical redshirt…Recorded 8 tackles (2 solo) and had a season-high 5 stops in the season-opener vs. Texas State…In 2012, played in all 12 games with 11 starts on the interior defensive line…Tallied 37 tackles (22 solo) with 6 tackles for loss, 1.0 sack, forced one fumble and blocked one kick…Named honorable mention All-Conference USA…In 2011, played in 6 games and was selected to the conference's all-freshman team.

PERSONAL

» Majored in biological sciences and minored in chemistry…Full name is Rakeem Nathan Nunez-Roches…Prefers to be called "Nacho"…Son of Nancy Nunez... Tallied 132 career tackles, 17.0 sacks and 4 forced fumbles...Selected 2nd-team all-area by the Opelika-Auburn News and was an Alabama Top 50 player, ranking No. 39, by the Tuscaloosa News... In 2010, helped team finish 9-2 and capture the Region 3 6A Championship…Earned All-State accolades in basketball and voted best pitcher in baseball...Born in Dangriga, Belize.

RAKEEM NUÑEZ-ROCHES' NFL REGULAR SEASON DEFENSIVE STATISTICS

				TACKLES								INTERCEPTIONS					O. FUMB				ST					MISC	
DATE	TEAM	GP	GS	TK	S	A	TFL	YDS	SK	YDS	QBH	NO	YDS	LG	TD	PD	FF	FR	TD	YDS	TK	S	A	FF	FR	S	A
2015	Kansas City	7	0	4	4	0	0	0	0.0	0.0	0	0	0	0	0	0	0	0	0	0	0	0	0	0	0	0	0
2016	Kansas City	11	5	23	14	9	5	18	1.0	8.0	3	0	0	0	0	0	0	0	0	0	0	0	0	0	0	0	0
2017	Kansas City	16	11	24	13	11	0	0	0.5	0.5	2	0	0	0	0	0	0	0	0	0	0	0	0	0	0	0	0
2018	Tampa Bay	3	0	2	2	0	0	0	0.0	0.0	0	0	0	0	0	0	0	0	0	0	0	0	0	0	0	0	0
2019	Tampa Bay	16	0	9	5	4	1	0	0.0	0.0	1	0	0	0	0	0	0	1	0	0	0	0	0	0	0	0	0
2020	Tampa Bay	16	11	20	7	13	0	0	0.0	0.0	3	0	0	0	0	0	0	0	0	0	0	0	0	0	0	0	0
2021	Tampa Bay	16	1	17	5	12	3	7	0.0	0.0	1	0	0	0	0	0	1	0	0	0	0	0	0	0	0	0	0
2022	Tampa Bay	17	10	33	19	14	5	24	2.0	18.0	3	0	0	0	0	0	0	0	0	0	0	0	0	0	0	0	0
2023	N.Y. Giants	7	1	8	2	6	0	0	0.0	0.0	0	0	0	0	0	0	0	0	0	0	0	0	0	0	0	0	0
NFL TOTALS		**109**	**39**	**140**	**71**	**69**	**14**	**49**	**3.5**	**26.5**	**13**	**0**	**0**	**0**	**0**	**0**	**1**	**1**	**0**	**0**	**0**	**0**	**0**	**0**	**0**	**0**	**0**

RAKEEM NUÑEZ-ROCHES' NFL POSTSEASON DEFENSIVE STATISTICS

				TACKLES								INTERCEPTIONS					O. FUMB				ST					MISC	
DATE	TEAM	GP	GS	TK	S	A	TFL	YDS	SK	YDS	QBH	NO	YDS	LG	TD	PD	FF	FR	TD	YDS	TK	S	A	FF	FR	S	A
2015	Kansas City	0	0	0	0	0	0	0	0.0	0.0	0	0	0	0	0	0	0	0	0	0	0	0	0	0	0	0	0
2016	Kansas City	1	0	1	0	1	0	0	0.0	0.0	0	0	0	0	0	0	0	0	0	0	0	0	0	0	0	0	0
2017	Kansas City	0	0	0	0	0	0	0	0.0	0.0	0	0	0	0	0	0	0	0	0	0	0	0	0	0	0	0	0
2020	Tampa Bay	4	4	3	0	3	0	0	0.0	0.0	1	0	0	0	0	0	0	0	0	0	0	0	0	0	0	0	0
2021	Tampa Bay	2	0	4	2	2	2	6	0.0	0.0	2	0	0	0	0	0	0	0	0	0	0	0	0	0	0	0	0
2022	Tampa Bay	1	0	2	0	2	0	0	0.0	0.0	2	0	0	0	0	0	0	0	0	0	0	0	0	0	0	0	0
NFL TOTALS		**8**	**4**	**10**	**2**	**8**	**2**	**6**	**0.0**	**0.0**	**5**	**0**	**0**	**0**	**0**	**0**	**0**	**0**	**0**	**0**	**0**	**0**	**0**	**0**	**0**	**0**	**0**

SINGLE-GAME HIGHS: DEFENSIVE

Total Tackles 6 at Denver Broncos, Nov 27, 2016
5 vs. Minnesota Vikings, Dec 13, 2020
5 at Dallas Cowboys, Nov 05, 2017
5 vs. Tampa Bay Buccaneers, Nov 20, 2016
4 at Cleveland Browns, Nov 27, 2022
...4 more at 4.

Solo Tackles 5 at Denver Broncos, Nov 27, 2016
4 vs. Buffalo Bills, Nov 26, 2017
3 at Cleveland Browns, Nov 27, 2022
3 vs. Tampa Bay Buccaneers, Nov 20, 2016
2 at Arizona Cardinals, Dec 25, 2022
...12 more at 2.

Sacks 1.0 vs. Oakland Raiders, Dec 08, 2016
0.5 vs. Denver Broncos, Oct 30, 2017

Forced Fumbles 1 vs. Carolina Panthers, Jan 09, 2022

Fumble Recoveries 1 vs. New York Giants, Sep 22, 2019

Tackles For Loss 2 at Denver Broncos, Nov 27, 2016
1 vs. Buffalo Bills, Dec 12, 2021
1 at New Orleans Saints, Oct 31, 2021
1 vs. Atlanta Falcons, Sep 19, 2021
...4 more at 1.

SINGLE-GAME HIGHS - POSTSEASON: DEFENSIVE

Total Tackles 4 vs. Los Angeles Rams, Jan 23, 2022
2 at Washington Football Team, Jan 09, 2021
1 at New Orleans Saints, Jan 17, 2021
1 vs. Pittsburgh Steelers, Jan 15, 2017

Solo Tackles 2 vs. Los Angeles Rams, Jan 23, 2022

Tackles For Loss 2 vs. Los Angeles Rams, Jan 23, 2022

2023 GAME-BY-GAME REGULAR-SEASON STATISTICS (N.Y. GIANTS)

			TACKLES								INTERCEPTIONS					O. FUMB				ST					MISC			
DATE	OPPONENT	P/S	TK	S	A	SK	YDS	TFL	YDS	QBH	NO	YDS	LG	TD	PD	FF	FR	TD	YDS	TK	S	A	FF	FR	S	A	W/L	SCORE
09/10	Dallas	P	3	1	2	0.0	0.0	0	0	0	0	0	0	0	0	0	0	0	0	0	0	0	0	0	0	0	L	0-40
09/17	at Arizona	S	0	0	0	0.0	0.0	0	0	0	0	0	0	0	0	0	0	0	0	0	0	0	0	0	0	0	W	31-28
09/21	at San Francisco	P	2	1	1	0.0	0.0	0	0	0	0	0	0	0	0	0	0	0	0	0	0	0	0	0	0	0	L	12-30
10/02	Seattle	P	2	0	2	0.0	0.0	0	0	0	0	0	0	0	0	0	0	0	0	0	0	0	0	0	0	0	L	3-24
10/08	at Miami	P	0	0	0	0.0	0.0	0	0	0	0	0	0	0	0	0	0	0	0	0	0	0	0	0	0	0	L	16-31
10/15	at Buffalo	P	1	0	1	0.0	0.0	0	0	0	0	0	0	0	0	0	0	0	0	0	0	0	0	0	0	0	L	9-14
10/22	Washington	P	0	0	0	0.0	0.0	0	0	0	0	0	0	0	0	0	0	0	0	0	0	0	0	0	0	0	W	14-7
2023 TOTALS		**7-1**	**8**	**2**	**6**	**0.0**	**0.0**	**0**	**0**	**0**	**0**	**0**	**0**	**0**	**0**	**0**	**0**	**0**	**0**	**0**	**0**	**0**	**0**	**0**	**0**	**0**	**2-5**	



AZEEZ OJULARI

OLB

(ah-ZEEZ oju-LAHR-ee)

HEIGHT: 6-3
WEIGHT: 240
COLLEGE: GEORGIA
HOW ACQUIRED: D2-'21
NFL EXP.: 3RD YEAR
GIANTS EXP.: 3RD YEAR

51

TRANSACTIONS

» Originally a 2nd-round (50th pick overall) draft choice by the Giants in 2021.

CAREER HIGHLIGHTS

» Has played in 27 regular-season games with 21 starts for the Giants and played in 2 postseason games with one start…Regular-season totals include 65 tackles (39 solo), 11 tackles for loss, 13.5 sacks, 20 quarterback hits, 3 passes defensed, 4 forced fumbles and one fumble recovery…In the playoffs, he has 2 tackles (one solo), one tackle for loss and one quarterback hit.

» In 2022, played in 7 games with 5 starts for the Giants…Missed 10 games with calf and ankle injuries… Did not start vs. Washington (12/4) or vs. Indianapolis (1/1)…Played in both postseason games, starting the NFC Wild Card Game at Minnesota (1/15)…In the regular season, totaled 14 tackles (9 solo), 3 tackles for loss, 5.5 sacks, 7 quarterback hits, one pass defensed, 3 forced fumbles and one fumble recovery…Despite playing in only 7 games, his 5.5 sacks were 2nd on the team to Dexter Lawrence's 7.5…In the playoffs, added 2 tackles (one solo), a tackle for loss and a quarterback hit.

» Recorded one tackle in his season debut vs. Dallas (9/26)…Recorded a strip-sack of quarterback Justin Fields, recovered by Kayvon Thibodeaux, vs. Chicago (10/2)...Inactive for the next 2 contests with a calf injury…On injured reserve from Oct. 21-Dec. 3.

» In his first game back, strip-sacked Taylor Heinicke, recovered the fumble and tallied 4 tackles (3 solo) vs. Washington (12/4)…Led the Giants with 2.0 sacks and tied his season-high 4 tackles (2 solo) vs. Philadelphia (12/11)…Credited with a half-sack of Taylor Heinicke at Washington (12/18)…Recorded 1.0 sack of Kirk Cousins for a 6-yard loss at Minnesota (12/24)…Inactive in the regular-season finale at Philadelphia with an ankle injury (1/8).

» Made one tackle for loss in the NFC Wild Card Game at Minnesota (1/15) and one stop the divisional round at Philadelphia (1/21).

» As a rookie in 2021, played in all 17 games with 13 starts for the Giants…Finished the season with 49 tackles (29 solo), 8.0 sacks, 13 quarterback hits, 8 tackles for loss, 2 passes defensed and one forced fumble.

» Led the Giants with a franchise rookie record 8.0 sacks and paced the team with 13 quarterback hits… He was the first rookie to lead the team since sacks became an official statistic in 1982…Dallas' Micah Parsons (13.0) was the only other rookie to top his sacks in the 2021 season…Ojulari finished 3rd among NFL rookies in sacks, 4th in quarterback hits and tied for 4th in tackles for loss (8)…Tied for the 6th most sacks.

Most Sacks by Rookies, Giants History

Player, Year	Sacks
Azeez Ojulari, 2021	**8.0**
B.J. Hill, 2018	5.5
T3 Cornelius Griffin, 2000	5.0
T3 Andy Headen, 1983	5.0

*Pro Football Hall of Famer Lawrence Taylor had 9.5 sacks as a rookie in 1981, the year before they became an official statistic by a player 21 or younger in NFL history.

Made his NFL debut vs. Denver (9/12) and sacked Broncos quarterback Teddy Bridgewater for a 3-yard loss…Started his first NFL game at Washington (9/16) and sacked quarterback Taylor Heinicke for a 16-yard loss, tied for the 2nd-longest sack by a Giant since 1994…Strip-sacked Falcons quarterback Matt Ryan with 14 seconds remaining in the 2nd quarter vs. Atlanta (9/26)…Also added 3 tackles (one solo) in the contest.

» Ojulari was the only rookie in the NFL with at least 1.0 sack in each of his first 3 games and the 5th rookie since 2000 with at least 1.0 sack in each of his first 3 career games. The others were Baltimore's Terrell Suggs in 2003, Oakland's Tommy Kelly in 2004, and Cleveland's Barkevious Mingo in 2013 and Myles Garrett in 2017.

» Tallied 5 tackles (3 solo), 2.5 sacks, 4 quarterback hits and 3 tackles for loss vs. Carolina (10/24)…His 4 quarterback hits and 3 tackles for loss were the most by a Giants rookie, while his 2.5 sacks were the 2nd-most in a game since 1982 (B.J. Hill had 3.0 on Dec. 2, 2018)…Posted 5.5 sacks through the first 7 games of a season, which were the most by a Giant since Jason Pierre-Paul (8.5) and Osi Umenyiora (6.0) in 2011.

Most Sacks in a Game by a Rookie, Giants History

Player	Date	Opp.	Sacks
B.J. Hill	12/2/18	CHI	3.0
Azeez Ojulari	**10/24/21**	**CAR**	**2.5**
10 Times			2.0

» Posted 2 tackles and one tackle for loss at Kansas City (11/1)…Recorded 2 tackles and his first career pass defensed vs. Las Vegas (11/7)…Set the

Giants rookie sack record when he tackled quarterback Tua Tagovailoa for a 9-yard loss at Miami (12/5)…Tallied a sack in the 2nd straight game when he took down quarterback Justin Herbert for a one-yard loss at the Chargers (12/12)…Produced 4 tackles (2 solo), a half-sack and one quarterback hit vs. Dallas (12/19)…Posted his 3rd game with multiple quarterback hits when he had 2 vs. Washington (1/9) in the season finale.

COLLEGE

» Ojulari played in 27 games with 23 starts in 3 seasons at Georgia…Totals included 71 tackles (41 solo), 19.5 tackles for loss, 14.0 sacks, 5 forced fumbles, one fumble recovery and one pass defensed…As a redshirt sophomore in 2020, Ojulari started all 10 games…Semifinalist for the Chuck Bednarik Award, which goes to the nation's top defensive player...Voted All-SEC 2nd Team by the league's head coaches and the AP…Finished with 31 tackles (22 solo)…Led the SEC with 12.5 stops for loss, 8.5 sacks and 4 forced fumbles…Had 5 sacks in the final 6 games…His 35 quarterback pressures were 11 more than any of his teammates had...Defensive MVP of the Chick-fil-A Peach Bowl, where he had 4 solo tackles in the Bulldogs' win vs. Cincinnati, including a career-best 3.0 sacks…In 2019, played in 14 games with 13 starts…Finished with a career-high 36 tackles (16 solo), including 6 tackles for loss and team-high totals of 5.5 sacks and 34 quarterback pressures…In 2018, redshirted and played in 3 games…Had one tackle for loss vs. Middle Tennessee State in his first collegiate action.

OFF-THE-FIELD ACTIVITY

» Attended The Giants Foundation Golf Classic which raised over $400,000 for The Giants Foundation…Met with members from the Wounded Warriors Project during their visit at the Quest Diagnostic Training Facility to watch practice and enjoy a day with the Giants…Hosted a youth football camp in his home state of Georgia…Hosted children from the Boys and Girls Club of Newark for a holiday shopping spree and attended their holiday party to serve dinner and participate in holiday activities.

PERSONAL

» Name is pronounced (ah-ZEEZ) (Oju-LAHR-ee)…Named to the 2020 SEC Community Service Team…Son of Nigerian immigrants…Born in Austell, Ga., Ojulari began playing football at age 9…Lettered in football and basketball at Marietta High School in Ga., spending 4 varsity seasons as a pass rusher and tight end…As a senior in 2017, led Marietta to the semifinals of the 7A state playoffs and contributed 118 tackles, 31.0 tackles for loss and 11.0 sacks before suffering a torn ACL in November…In his junior season, recorded 103 tackles, 17.0 tackles for loss and 8.0 sacks…His maternal grandfather, Prince Twins Seven-Seven, was a Nigerian prince (descendent of an Ibadan king) and accomplished African artist, who passed away in 2011…Mother, Bolanle, and father, Monsuru, are Nigerian natives who met in the mid-1990s after moving to Philadelphia, married and settled down in the Atlanta area...Brother, B.J., was a 2nd-round draft choice by the Arizona Cardinals in 2023, from LSU.

AZEEZ OJULARI'S NFL REGULAR SEASON DEFENSIVE STATISTICS

				TACKLES								INTERCEPTIONS					O. FUMB				ST					MISC	
DATE	TEAM	GP	GS	TK	S	A	TFL	YDS	SK	YDS	QBH	NO	YDS	LG	TD	PD	FF	FR	TD	YDS	TK	S	A	FF	FR	S	A
2021	N.Y. Giants	17	13	49	29	20	8	44	8.0	53.0	13	0	0	0	0	2	1	0	0	0	0	0	0	0	0	0	0
2022	N.Y. Giants	7	5	14	9	5	3	25	5.5	31.5	7	0	0	0	0	1	3	1	0	0	0	0	0	0	0	0	0
2023	N.Y. Giants	3	3	2	1	1	0	0	0.0	0.0	0	0	0	0	0	0	0	0	0	0	0	0	0	0	0	0	0
NFL TOTALS		**27**	**21**	**65**	**39**	**26**	**11**	**69**	**13.5**	**84.5**	**20**	**0**	**0**	**0**	**0**	**3**	**4**	**1**	**0**	**0**	**0**	**0**	**0**	**0**	**0**	**0**	**0**

AZEEZ OJULARI'S NFL POSTSEASON DEFENSIVE STATISTICS

				TACKLES								INTERCEPTIONS					O. FUMB				ST					MISC	
DATE	TEAM	GP	GS	TK	S	A	TFL	YDS	SK	YDS	QBH	NO	YDS	LG	TD	PD	FF	FR	TD	YDS	TK	S	A	FF	FR	S	A
2022	N.Y. Giants	2	1	2	1	1	1	0	0.0	0.0	1	0	0	0	0	0	0	0	0	0	0	0	0	0	0	0	0
NFL TOTALS		**2**	**1**	**2**	**1**	**1**	**1**	**0**	**0.0**	**0.0**	**1**	**0**	**0**	**0**	**0**	**0**	**0**	**0**	**0**	**0**	**0**	**0**	**0**	**0**	**0**	**0**	**0**

SINGLE-GAME HIGHS: DEFENSIVE

Total Tackles
5 vs. Philadelphia Eagles, Nov 28, 2021
5 vs. Carolina Panthers, Oct 24, 2021
4 at Washington Commanders, Dec 18, 2022
4 vs. Philadelphia Eagles, Dec 11, 2022
...3 more at 4.

Solo Tackles
3 vs. Philadelphia Eagles, Dec 11, 2022
3 at Miami Dolphins, Dec 05, 2021
3 vs. Carolina Panthers, Oct 24, 2021
...1 more at 3.

Sacks
2.5 vs. Carolina Panthers, Oct 24, 2021
2.0 vs. Philadelphia Eagles, Dec 11, 2022
1.0 at Minnesota Vikings, Dec 24, 2022
1.0 vs. Washington Commanders, Dec 04, 2022
1.0 vs. Chicago Bears, Oct 02, 2022
...5 more at 1.0.

Passes Defensed
1 vs. Washington Commanders, Dec 04, 2022
1 at Chicago Bears, Jan 02, 2022
1 vs. Las Vegas Raiders, Nov 07, 2021

Forced Fumbles
1 at Washington Commanders, Dec 18, 2022
1 vs. Washington Commanders, Dec 04, 2022
1 vs. Chicago Bears, Oct 02, 2022
...1 more at 1.

Tackles For Loss
3 vs. Carolina Panthers, Oct 24, 2021
2 vs. Philadelphia Eagles, Dec 11, 2022
1 at Minnesota Vikings, Dec 24, 2022
1 at Los Angeles Chargers, Dec 12, 2021
1 at Miami Dolphins, Dec 05, 2021
...3 more at 1.

SINGLE-GAME HIGHS - POSTSEASON: DEFENSIVE

Total Tackles 1 at Minnesota Vikings, Jan 15, 2023
Solo Tackles 1 at Minnesota Vikings, Jan 15, 2023
Tackles For Loss 1 at Minnesota Vikings, Jan 15, 2023

2023 GAME-BY-GAME REGULAR-SEASON STATISTICS (N.Y. GIANTS)

			TACKLES								INTERCEPTIONS					O. FUMB				ST					MISC			
DATE	OPPONENT	P/S	TK	S	A	SK	YDS	TFL	YDS	QBH	NO	YDS	LG	TD	PD	FF	FR	TD	YDS	TK	S	A	FF	FR	S	A	W/L	SCORE
09/10	Dallas	S	1	0	1	0.0	0.0	0	0	0	0	0	0	0	0	0	0	0	0	0	0	0	0	0	0	0	L	0-40
09/17	at Arizona											INACTIVE															W	31-28
09/21	at San Francisco											INACTIVE															L	12-30
10/02	Seattle	S	1	1	0	0.0	0.0	0	0	0	0	0	0	0	0	0	0	0	0	0	0	0	0	0	0	0	L	3-24
10/08	at Miami	S	0	0	0	0.0	0.0	0	0	0	0	0	0	0	0	0	0	0	0	0	0	0	0	0	0	0	L	16-31
10/15	at Buffalo											INJURED RESERVE															L	9-14
10/22	Washington											INJURED RESERVE															W	14-7
2023 TOTALS		**3-3**	**2**	**1**	**1**	**0.0**	**0.0**	**0**	**0**	**0**	**0**	**0**	**0**	**0**	**0**	**0**	**0**	**0**	**0**	**0**	**0**	**0**	**0**	**0**	**0**	**0**	**2-5**	



BOBBY OKEREKE

ILB

(oh-care-uh-KAY)

HEIGHT: 6-2
WEIGHT: 235
COLLEGE: STANFORD
HOW ACQUIRED: FA-'23
NFL EXP.: 5TH YEAR
GIANTS EXP.: 1ST YEAR

58

TRANSACTIONS

» Originally a 3rd-round (89th pick overall) draft choice by the Indianapolis Colts in 2019…Signed as a free agent by the Giants on March 16, 2023.

2023 SEASON HIGHLIGHTS

» Leads the Giants with 53 total tackles and 33 solo tackles and is tied for 1st in tackles for loss with ILB Micah McFadden...Also has 5 passes defensed, 2 forced fumbles, 1 interception and 1 quarterback hit...His 5 passes defensed are tied with Devin Lloyd (JAX) and Quincy Williams (NYJ) for the most passes defensed by a linebacker this season...Since 1999, Okereke is the only Giants defender to record 50+ tackles and 5+ passes defensed through the first 6 games of a season.
» Has recorded 3 consecutive games with double digit tackles (Weeks 4 through 6)...The last Giant to do so was S Julian Love in 2022 (11/24-12/11).
» Totaled 11 tackles (8 solo), 2 tackles for loss, 2 passes defensed and 1 forced fumble in Week 6 at Buffalo...For the 2nd week in a row, deflected a pass that led to an interception...Became the 4th Giant in franchise history to record 10+ tackles, 2+ passes defensed and 1+ forced fumbles in a single game.
» In Week 5 at Miami, caught his 1st interception as a Giant and 1st since Dec. 18, 2021 with the Colts...Added on a team-high 10 tackles, his second week in a row with double-digit tackles.
» Posted double-digit tackles against Seattle (10/2)...Totaled 10 tackles, 2 tackles for loss and 1 pass defensed.
» Ranked 2nd on the team in total tackles (9) for the 2nd-consecutive game in Week 3 at San Francisco.
» Recorded 8 tackles in the Week 2 win at Arizona, the 2nd-most on the team.
» Made his Giants debut on Sunday Night Football vs. Dallas (9/10)...Notched 5 total tackles and 1 forced fumble.

CAREER HIGHLIGHTS

» Played in 70 regular-season games with 55 starts and played in one postseason game for Indianapolis Colts…Career totals include 462 tackles (318 solo), 20 tackles for loss, 2.0 sacks, 22 passes defensed, 5 quarterback hits, 5 forced fumbles, 5 fumble recoveries and 4 interceptions…In the playoffs, he has 4 tackles (3 solo).
» In 2022, played in 17 games with 16 starts for Indianapolis…Did not start vs. Tennessee (10/2)…Recorded 149 tackles (97 solo), 6 tackles for loss, 5 passes defensed, 2 forced fumbles and 2 fumble recoveries.
» Had 11 tackles (9 solo) at Jacksonville (9/18)…Posted 13 tackles (8 solo), including one for a 5-yard loss, vs. Jacksonville (10/16)…Recorded 10 tackles (6 solo) and also defensed 2 passes at Tennessee (10/23)…Tallied a career-high 17 tackles (13 solo), including 2 for loss, and a forced fumble at the Giants (1/1).
» In 2021, started all 17 games for Indianapolis…Led the team in total (130) and solo tackles (88), and had 3 tackles for loss, 1.0 sack, 2 interceptions, 4 passes defensed and 2 quarterback hits…Ranked 9th in the NFL in solo tackles.
» Compiled 8 tackles (6 solo), one tackle for loss and 1.0 sack of quarterback Ryan Tannehill at Tennessee (9/26)…Recorded a then career-high 14 tackles (9 solo) vs. Houston (10/17)…Made 12 tackles (10 solo) vs. Tennessee (10/31)…Tallied a team-high 11 tackles (9 solo), one pass defensed and one interception vs. the Jets (11/4).
» In 2020, played in 14 games with 8 starts and played in one postseason game for Indianapolis…Finished with 72 tackles (57 solo), 4 tackles for loss, one interception, 6 passes defensed, one quarterback hit and 2 fumble recoveries.
» Tallied 8 tackles (6 solo), including one for loss, at Chicago (10/4)…Led the team with 10 tackles (8 solo) at Cleveland (10/11)…Also intercepted a Baker Mayfield pass and returned it for 7 yards…Recorded 7 tackles (6 solo) and 2 tackles for loss at Detroit (11/1)…Registered 7 tackles (5 solo), one pass defensed and a fumble recovery that sealed the victory vs. Houston (12/20).
» In his first career playoff appearance, had 4 tackles (3 solo) in the AFC Wild Card Game at Buffalo (1/9).
» As a rookie in 2019, played in 16 games with 8 starts...Collected 58 tackles (43 solo), 2 tackles for loss, 1.0 sack, 2 passes defensed, one quarterback hit, 2 forced fumbles and one fumble recovery.
» Had one tackle for loss in his NFL debut, at the Chargers (9/8)…Totaled 8 tackles (6 solo) in his first career start, vs. Atlanta (9/22)…Had 2 tackles (one solo) and intercepted a Nick Fowles pass for a defensive two-point conversion vs. Jacksonville (11/17)… Made 3 tackles (2 solo), 1.0 sack of Ryan Tannehill and a forced fumble vs. Tennessee (12/1)…Had 9 solo tackles and a special teams tackle vs. Carolina (12/22).

COLLEGE

» Played in 51 games in 5 seasons at Stanford…Totaled 240 tackles (114 solo), 19 tackles for loss, 10.5 sacks, one interception, 9 passes defensed, 3 forced fumbles and one fumble recovery…As a fifth-year senior in 2018, started all 13 games and was named a team captain…Recorded 96 tackles (52 solo), 7.5 tackles for loss, five passes defensed, 4.5 sacks, 3 quarterback hurries, 2 forced fumbles, one fumble recovery and one safety…Was an

All-PAC-12 honorable mention, Lott IMPACT Trophy quarterfinalist, Butkus and Bednarik Award watch list…In 2017, played in 14 games, making 96 tackles (48 solo), 7.5 tackles for loss, 4.0 sacks, 4 quarterback hurries, one forced fumble and one interception, which he returned for a touchdown…Was named an All-PAC-12 honorable mention…In 2016, started all 13 games as a junior, tallying 41 tackles (12 solo), 4.0 tackles for loss, 3.0 sacks, one pass defensed and one quarterback hurry…In 2015, played in 11 games, making 7 tackles (2 solo) and one pass defensed…Redshirted his freshman year.

PERSONAL

» Management, science and engineering major…Born Robert Nnanna Okereke in San Mateo, Calif.… First generation American…4-year varsity letter winner…Attended Foothill High School in Calif. and played under head coach Doug Case… Recorded 162 career tackles, 9.0 sacks, 4 interceptions, 7 passes defensed and 2 interceptions returned for a touchdown…PrepStar All-America and National Football Foundation Scholar-Athlete Award winner (Orange County Chapter)…Awarded the 2014 Watkins Award, which recognizes "exceptionally talented African-American male athletes who, by their example, help promote high academic standards and a commitment to community service"...2013 Los Angeles Times All-Area first team, MaxPreps All-State Division II first team, Century League Player of the Year…2012 All-Century League first team…2011 Sophomore Varsity Rookie of the Year.…2010 Foothill Coaches' Award…2014 Semper Fidelis All-America Game West team's defensive MVP…Earned the rank of Eagle Scout in 2013...His cousin, Amobi Okugo, played soccer at UCLA and plays as a midfielder and defender for the Austin Bold FC in the USL Championships league.

BOBBY OKEREKE'S NFL REGULAR SEASON DEFENSIVE STATISTICS

				TACKLES								INTERCEPTIONS					O. FUMB				ST					MISC	
DATE	TEAM	GP	GS	TK	S	A	TFL	YDS	SK	YDS	QBH	NO	YDS	LG	TD	PD	FF	FR	TD	YDS	TK	S	A	FF	FR	S	A
2019	Indianapolis	16	8	58	43	15	2	5	1.0	12.0	1	0	0	0	0	2	1	1	0	0	7	5	2	1	0	0	0
2020	Indianapolis	14	8	72	57	15	4	8	0.0	0.0	1	1	7	7	0	6	0	2	0	0	0	0	0	0	0	0	0
2021	Indianapolis	17	17	130	88	42	3	13	1.0	9.0	2	2	20	16	0	4	0	0	0	0	2	1	1	0	0	0	0
2022	Indianapolis	17	16	149	97	52	6	15	0.0	0.0	0	0	0	0	0	5	2	2	0	0	2	2	0	0	0	0	0
2023	N.Y. Giants	7	7	64	40	24	5	6	0.0	0.0	1	1	7	7	0	6	2	0	0	0	0	0	0	0	0	0	0
NFL TOTALS		**71**	**56**	**473**	**325**	**148**	**20**	**47**	**2.0**	**21.0**	**5**	**4**	**34**	**16**	**0**	**23**	**5**	**5**	**0**	**0**	**11**	**8**	**3**	**1**	**0**	**0**	**0**

BOBBY OKEREKE'S NFL POSTSEASON DEFENSIVE STATISTICS

				TACKLES								INTERCEPTIONS					O. FUMB				ST					MISC	
DATE	TEAM	GP	GS	TK	S	A	TFL	YDS	SK	YDS	QBH	NO	YDS	LG	TD	PD	FF	FR	TD	YDS	TK	S	A	FF	FR	S	A
2020	Indianapolis	1	0	4	3	1	0	0	0.0	0.0	0	0	0	0	0	0	0	0	0	0	0	0	0	0	0	0	0
NFL TOTALS		**1**	**0**	**4**	**3**	**1**	**0**	**0**	**0.0**	**0.0**	**0**	**0**	**0**	**0**	**0**	**0**	**0**	**0**	**0**	**0**	**0**	**0**	**0**	**0**	**0**	**0**	**0**

SINGLE-GAME HIGHS: DEFENSIVE

Total Tackles
17 at New York Giants, Jan 01, 2023
14 vs. Houston Texans, Oct 17, 2021
13 vs. Jacksonville Jaguars, Oct 16, 2022
12 at Minnesota Vikings, Dec 17, 2022
12 vs. Tennessee Titans, Oct 31, 2021

Solo Tackles
13 at New York Giants, Jan 01, 2023
10 vs. Tennessee Titans, Oct 31, 2021
9 at Jacksonville Jaguars, Sep 18, 2022
9 vs. Houston Texans, Oct 17, 2021
9 vs. Carolina Panthers, Dec 22, 2019

Sacks
1.0 at Tennessee Titans, Sep 26, 2021
1.0 vs. Tennessee Titans, Dec 01, 2019

Passes Defensed
2 at Buffalo Bills, Oct 15, 2023
2 at Miami Dolphins, Oct 08, 2023
2 at Tennessee Titans, Oct 23, 2022
...1 more at 2.

Forced Fumbles
1 vs. Dallas Cowboys, Sep 10, 2023
1 at New York Giants, Jan 01, 2023
1 at New England Patriots, Nov 06, 2022
...1 more at 1.

Fumble Recoveries
1 at New England Patriots, Nov 06, 2022
1 at Tennessee Titans, Oct 23, 2022
1 vs. Houston Texans, Dec 20, 2020
...2 more at 1.

Tackles For Loss
2 at Buffalo Bills, Oct 15, 2023
2 vs. Seattle Seahawks, Oct 02, 2023
2 at New York Giants, Jan 01, 2023
...1 more at 2.

Interceptions
1 at Miami Dolphins, Oct 08, 2023
1 vs. New England Patriots, Dec 18, 2021
1 vs. New York Jets, Nov 04, 2021
...1 more at 1.

Interception Return Yards
16 vs. New England Patriots, Dec 18, 2021
7 at Cleveland Browns, Oct 11, 2020
4 vs. New York Jets, Nov 04, 2021

Special Teams Tackles
1 vs. Pittsburgh Steelers, Nov 28, 2022
1 vs. Washington Commanders, Oct 30, 2022
1 vs. Las Vegas Raiders, Jan 02, 2022
...8 more at 1.

Special Teams Forced Fumbles
1 at Houston Texans, Nov 21, 2019

Longest Own Fumble Return
11 vs. Baltimore Ravens, Nov 08, 2020

SINGLE-GAME HIGHS - POSTSEASON: DEFENSIVE

Total Tackles
4 at Buffalo Bills, Jan 09, 2021

Solo Tackles
3 at Buffalo Bills, Jan 09, 2021

2023 GAME-BY-GAME REGULAR-SEASON STATISTICS (N.Y. GIANTS)

			TACKLES								INTERCEPTIONS					O. FUMB				ST					MISC			
DATE	OPPONENT	P/S	TK	S	A	SK	YDS	TFL	YDS	QBH	NO	YDS	LG	TD	PD	FF	FR	TD	YDS	TK	S	A	FF	FR	S	A	W/L	SCORE
09/10	Dallas	S	5	4	1	0.0	0.0	0	0	0	0	0	0	0	0	1	0	0	0	0	0	0	0	0	0	0	L	0-40
09/17	at Arizona	S	8	5	3	0.0	0.0	1	1	0	0	0	0	0	0	0	0	0	0	0	0	0	0	0	0	0	W	31-28
09/21	at San Francisco	S	9	6	3	0.0	0.0	0	0	1	0	0	0	0	0	0	0	0	0	0	0	0	0	0	0	0	L	12-30
10/02	Seattle	S	10	6	4	0.0	0.0	2	3	0	0	0	0	0	1	0	0	0	0	0	0	0	0	0	0	0	L	3-24
10/08	at Miami	S	10	4	6	0.0	0.0	0	0	0	1	7	7	0	2	0	0	0	0	0	0	0	0	0	0	0	L	16-31
10/15	at Buffalo	S	11	8	3	0.0	0.0	2	2	0	0	0	0	0	2	1	0	0	0	0	0	0	0	0	0	0	L	9-14
10/22	Washington	S	11	7	4	0.0	0.0	0	0	0	0	0	0	0	1	0	0	0	0	0	0	0	0	0	0	0	W	14-7
2023 TOTALS		**7-7**	**64**	**40**	**24**	**0.0**	**0.0**	**5**	**6**	**1**	**1**	**7**	**7**	**0**	**6**	**2**	**0**	**0**	**0**	**0**	**0**	**0**	**0**	**0**	**0**	**0**	**2-5**	



GERVARRIUS OWENS

S

39

HEIGHT: 6-0
WEIGHT: 200
COLLEGE: HOUSTON
HOW ACQUIRED: D7-'23
NFL EXP.: R
GIANTS EXP.: R

TRANSACTIONS

» Originally a 7th-round (254th pick overall) draft choice by the Giants in 2023.

CAREER HIGHLIGHTS

» Played in 46 games with 41 starts at Houston after beginning his collegiate career at Northeastern Oklahoma A&M…Totals include 195 tackles (132 solo), 6.5 tackles for loss, a half-sack, 4 interceptions, 21 passes defensed, 2 forced fumbles, one fumble recovery and 2 blocked kicks.
» As a senior in 2022, started all 12 games in which he played at free safety…Missed one game with a concussion…Team captain…Second-team All-American Athletic Conference…Participated in 584 defensive snaps…Second on team with a career-high 74 tackles and 8 pass breakups…Led the Cougars with 54 solo stops…Added 2 forced fumbles, one interception and one fumble recovery…Registered 8 or more tackles in 6 games…Had 9ine tackles, one forced fumble and one fumble recovery at Memphis…Was the only Cougar with 3+ pass breakups in multiple games (at Texas Tech, vs. Temple)…Returned an interception 24 yards at Texas Tech.
» In 2021, played in 14 games with 13 starts…Selected first-team All-AAC…Tallied 39 tackles (23 solo), career-high 3 stops for loss, 2 interceptions, including one he returned for a touchdown, and 4 passes defensed…Biggest play was a 45-yard pick 6 vs. Tulsa…Recorded 7 or more tackles in each of the final 3 games, vs. UConn, Cincinnati and Auburn and had consecutive games with 5 tackles, vs. Tulane and East Carolina.
» In 2020, played in 8 games with 5 starts…Finished 4th on the team with 28 tackles (18 solo)…Had 2 tackles for loss and 2 pass breakups…Recorded at least 5 tackles in each of the first 5 games…Collected a season-high 6 tackles in 3 straight games, vs. BYU, Navy and Central Florida.
» In his first season with Houston in 2019, played in 12 games at cornerback and safety with 11 starts…Tied for second nationally with 2 blocked punts…Fourth on the team with 54 tackles (37 solo)…Recorded a half-sack, one interception and 5 passes defensed…Tallied 7 tackles at Oklahoma…Shared the team lead with 9 tackles and blocked 2 punts vs. Memphis…Led the team with 10 tackles and recorded his first interception and half-sack of his career at Tulsa.

PERSONAL

» Earned Bachelor of Science degree in sociology…First-team JUCO All-America in 2018 at Northeastern Oklahoma A&M, , where he was 2nd on the team with 51 tackles…Also had 3 interceptions and 3 pass breakups…Four-year letterwinner as a safety and wide receiver at Southmoore High School in Moore, Ok…As a sophomore, posted 88 tackles, 7.0 tackles for loss and 3.0 sacks…In his junior season, he finished with 64 tackles, 13.0 tackles for loss, 10 passes defended and 2 interceptions, adding 15 receptions for 406 yards (27.1-yard avg.) and 7 touchdowns on offense…Led Southmoore as a senior in 2016 with 40 catches for 811 yards and 8 touchdowns…Also accounted for 58 tackles and one forced fumble in 2016…Played in the OSSA All-Star Game…Also lettered in track and wrestling.

REGULAR SEASON COMPARISON: DEFENSIVE - WASHINGTON COMMANDERS

				TACKLES										MISC	
DATE	OPP	W/L	GP/GS	TOT	SOLO	ASST	SACK	YDS.	INT	TFL	PD	QBH	TD	FF	FR
10/22/23	NYG vs. WAS	W	P	0	0	0	0.0	0.0	0	0	0	0	0	0	0
TOTALS		**1/0**	**1/0**	**0**	**0**	**0**	**0.0**	**0.0**	**0**	**0**	**0**	**0**	**0**	**0**	**0**

GERVARRIUS OWENS' NFL REGULAR SEASON DEFENSIVE STATISTICS

				TACKLES								INTERCEPTIONS					O. FUMB				ST					MISC	
DATE	TEAM	GP	GS	TK	S	A	TFL	YDS	SK	YDS	QBH	NO	YDS	LG	TD	PD	FF	FR	TD	YDS	TK	S	A	FF	FR	S	A
2023	N.Y. Giants	1	0	0	0	0	0	0	0.0	0.0	0	0	0	0	0	0	0	0	0	0	0	0	0	0	0	0	0
NFL TOTALS		**1**	**0**	**0**	**0**	**0**	**0**	**0**	**0.0**	**0.0**	**0**	**0**	**0**	**0**	**0**	**0**	**0**	**0**	**0**	**0**	**0**	**0**	**0**	**0**	**0**	**0**	**0**

2023 GAME-BY-GAME REGULAR-SEASON STATISTICS (N.Y. GIANTS)

			TACKLES								INTERCEPTIONS					O. FUMB				ST					MISC			
DATE	OPPONENT	P/S	TK	S	A	SK	YDS	TFL	YDS	QBH	NO	YDS	LG	TD	PD	FF	FR	TD	YDS	TK	S	A	FF	FR	S	A	W/L	SCORE
09/10	Dallas										ON INACTIVE LIST																L	0-40
09/17	at Arizona										ON INACTIVE LIST																W	31-28
09/21	at San Francisco										INACTIVE																L	12-30
10/02	Seattle										ON INACTIVE LIST																L	3-24
10/08	at Miami										ON INACTIVE LIST																L	16-31
10/15	at Buffalo										ON INACTIVE LIST																L	9-14
10/22	Washington	P	0	0	0	0.0	0.0	0	0	0	0	0	0	0	0	0	0	0	0	0	0	0	0	0	0	0	W	14-7
2023 TOTALS		**1-0**	**0**	**0**	**0**	**0.0**	**0.0**	**0**	**0**	**0**	**0**	**0**	**0**	**0**	**0**	**0**	**0**	**0**	**0**	**0**	**0**	**0**	**0**	**0**	**0**	**0**	**2-5**	



MATT PEART

[PAYRT]

T

74

HEIGHT: 6-7
WEIGHT: 315
COLLEGE: CONNECTICUT
HOW ACQUIRED: D3-'20
NFL EXP.: 4TH YEAR
GIANTS EXP.: 4TH YEAR

TRANSACTONS

» Originally a 3rd-round (99th pick overall) draft choice by the Giants in 2020.

CAREER HIGHLIGHTS

» Has played in 40 regular-season games with 6 starts (4 at left tackle and 2 at right tackle) for the Giants…Also played in both of the Giants' 2022 postseason games.
» In 2022, played in 9 regular-season and 2 postseason games for the Giants...Started the season on the Reserve/PUP list while recovering from a torn ACL…Made season debut after the Giants' bye week, vs. Houston (11/13) and played in each of the last 9 regular-season games…Played in the NFC Wild Card Game at Minnesota (1/15) and divisional round at Philadelphia (1/21).
» In 2021, played in 15 games with 5 starts (3 at left tackle and 2 at right tackle)…Made his first start at right tackle at Dallas (10/10) and was part of an offensive line that did not allow a sack…Started 3 consecutive games at left tackle: vs. Carolina (10/24), at Kansas City (11/1) and vs. Las Vegas (11/7)…Started at Philadelphia (12/26) but left the game due to a knee injury and was placed on injured reserve on Dec. 30.
» As a rookie in 2020, Peart played in 11 games, including a start at left tackle in the Giants' first victory of the season, vs. Washington (10/18)…Saw most of his action as a reserve lineman…Did not play vs. Pittsburgh (9/14), at Chicago (9/20), vs. Cleveland (12/20) and vs. Dallas (1/3)…Placed on the Reserve/COVID-19 list and did not play at Cincinnati (11/29).

COLLEGE

» Started all 48 games in his 4-year career at UConn – 24 at left tackle in his first 2 seasons and 24 at right tackle in his final 2 years…Anchored an offensive line that produced 2 1,000-yard rushers in 2018 and another 1,000-yard rusher in 2019.
» In 2019, started all 12 games at right tackle…First-team All-American Athletic Conference selection…Team captain and invitee to the 2020 Senior Bowl…In 2018, started all 12 games and was the top performer on a line that opened holes for a pair of 1,000-yard rushers in quarterback David Pindell and Mensah…In 2017, started all 12 games and helped the UConn offense record 8 400+ yard games, including a season-high 596 yards at East Carolina…As a redshirt freshman in 2016, Peart started in all 12 games...Redshirted in 2015.

OFF-THE-FIELD ACTIVITY

» Visited with executives the Bronx Defenders and Bronx Community Foundation to present them each with a $20,000 Inspire Change Grant from the New York Giants…Joined Giants staff members and local high school football teams to organize and pack meals as part of the Community Food Bank of New Jersey's 24-hour Pack-A-Thon event…Helped honor the firefighters who gave their lives on Sept. 11, 2001, with a visit to Engine 24, Ladder 5 in New York City, where they learned about the firefighters who passed away and spent time and shared a meal with firefighters…Hosted 60 members of the New York Gay Football League for a season kickoff clinic event at the Quest Diagnostic Training Facility… Met with members from the Wounded Warriors Project during their visit at the Quest Diagnostic Training Facility to watch practice and enjoy a day with the Giants…Joined the NYPD to hand out turkeys and meal kits to members of the Bronx community…Virtually participated in United Way of New York City and Everfi's Character Playbook program to discuss the importance of communication, relationship building and mental wellness with students…Represented the American Cancer society to honor his family members who have fought cancer and his hometown of the Bronx through the Bronx Community Foundation during Week 13 of the NFL season for My Cause My Cleats.

PERSONAL

» Graduated in December 2019 with a degree in allied health science, a concentration in occupational therapy…Born in Jamaica before immigrating to the United States with his family in 2002, settling in The Bronx…Early love was soccer before focusing on basketball for most of his childhood…Continued his basketball career and was a team captain at Governor's Academy in Byfield, Mass., a private boarding school where he also played track and lacrosse…Was convinced to try football, a sport he had never played before, and spent his freshman season on the J.V. squad and his sophomore year on the scout team…As a junior, started at defensive end, and the following year also became the starting left tackle…Helped the team win 4 consecutive Independent School League titles...In Peart's senior season, the team went 7-2.

MATT PEART'S NFL REGULAR SEASON STATISTICS

DATE	TEAM	GP	GS
2020	N.Y. Giants	11	1
2021	N.Y. Giants	15	5
2022	N.Y. Giants	9	0
2023	N.Y. Giants	5	0
NFL TOTALS		**40**	**6**

MATT PEART'S NFL POSTSEASON STATISTICS

DATE	TEAM	GP	GS
2022	N.Y. Giants	2	0
NFL TOTALS		**2**	**0**

2023 GAME-BY-GAME REGULAR-SEASON STATISTICS (N.Y. GIANTS)

DATE	OPPONENT	P/S		W/L	SCORE
09/10	Dallas	P		L	0-40
09/17	at Arizona	P		W	31-28
09/21	at San Francisco	P		L	12-30
10/02	Seattle	P		L	3-24
10/08	at Miami	P		L	16-31
10/15	at Buffalo		ON INACTIVE LIST	L	9-14
10/22	Washington		ON INACTIVE LIST	W	14-7
2023 TOTALS		**5-0**		**2-5**	



TYRE PHILLIPS

G

79

HEIGHT: 6-5
WEIGHT: 325
COLLEGE: MISSISSIPPI STATE
HOW ACQUIRED: FA-'23
NFL EXP.: 4TH YEAR
GIANTS EXP.: 2ND YEAR

TRANSACTIONS

» Originally a 3rd-round (106th pick overall) draft choice by the Baltimore Ravens in 2020…Waived by Baltimore on Aug. 31, 2022…Awarded off waivers to the Giants on Sept. 1, 2022.

CAREER HIGHLIGHTS

» Has played in 34 regular-season games with 18 starts and in 4 postseason games with 2 starts for Baltimore and the Giants...Has started 10 games at right tackle, 6 at right guard, one at left guard and one at left tackle in the regular season and 2 at right tackle in the playoffs.
» In his first season with the Giants in 2022, played in 12 games with 5 starts - 4 at right tackle and one at left tackle…Did not play in the season's first 5 games…Made his Giants debut vs. Baltimore (10/16)…Started at right tackle in place of an injured Evan Neal at Seattle (10/30), vs. Houston (11/13), vs Detroit (11/20) and at Dallas (11/24)….Started at left tackle when Andrew Thomas was inactive with numerous other starters at Philadelphia (1/8)…Played in the NFC Wild Card Game at Minnesota (1/15) and the divisional round at Philadelphia (1/21).
» In 2021, played in 10 games for Baltimore with 5 starts – one at left guard and 4 at right tackle…Placed on injured reserve (knee) on 9/14 and was activated on 10/16…Returned to injured reserve (knee) on 12/30… Blocked for an offense that was 3rd in the NFL in rushing yards-per-game (145.8)… Contributed to a franchise-record 36 first downs while the Ravens gained 500 yards vs. Minnesota Vikings (11/7).
» As a rookie in 2020, played in 12 regular-season games with 8 starts (6 at right guard, 2 at right tackle) and started 2 playoff games at right tackle for Baltimore…Blocked for the NFL's No. 1 rushing attack (191.9 yards-per-game)…Started at right guard in his NFL debut vs. Cleveland (9/13)…Recovered a fumble and returned it 22 yards vs. Jacksonville (12/20)…Saw action at right tackle and helped the Ravens rush for 249 yards vs. the Giants (12/27)… Started at right tackle in his postseason debut as Baltimore set a postseason franchise-record with 236 rushing yards in an AFC Wild Card Playoff win at Tennessee (1/10).

COLLEGE

» Played in 26 games with 13 starts at Mississippi State…As a senior in 2019, started all 13 games at left tackle and participated in a team-high 821 snaps (819 at left tackle and 2 at left guard)…Prior to joining MSU, spent 2 seasons (2015-16) playing guard for East Mississippi Community College…Participated in the Senior Bowl (2020) and was 3-time Fall SEC Academic Honor Roll recipient (2017-19).

OFF-THE-FIELD ACTIVITY

» Attended The Giants Foundation Golf Classic which raised over $400,000 for The Giants Foundation… Helped honor the firefighters who gave their lives on Sept. 11, 2001, with a visit to Engine 24, Ladder 5 in New York City, where they learned about the firefighters who passed away and spent time and shared a meal with firefighters…Met with members from the Wounded Warriors Project during their visit at the Quest Diagnostic Training Facility to watch practice and enjoy a day with the Giants…Joined the NYPD to hand out turkeys and meal kits to members of the Bronx community.

PERSONAL

» Graduated with a degree in human development and family sciences from Mississippi State…Prepped at Grenada High School in Miss., where he played basketball but didn't play a full season of football until his senior year…For much of his high school career, played trumpet in the marching band during halftime of football games…Is also an accomplished piano player…Began playing piano at the age of 3…Much of his musical talent was acquired playing the keyboard at church, where his father, James, is a pastor…Would like to someday work as an occupational therapist for children with special needs.

TYRE PHILLIPS' NFL REGULAR SEASON STATISTICS

DATE	TEAM	GP	GS
2020	Baltimore	12	8
2021	Baltimore	10	5
2022	N.Y. Giants	12	5
2023	N.Y. Giants	1	1
NFL TOTALS		**35**	**19**

TYRE PHILLIPS' NFL POSTSEASON STATISTICS

DATE	TEAM	GP	GS
2020	Baltimore	2	2
2022	N.Y. Giants	2	0
NFL TOTALS		**4**	**2**

2023 GAME-BY-GAME REGULAR-SEASON STATISTICS (N.Y. GIANTS)

DATE	OPPONENT	P/S		W/L	SCORE
10/22	Washington	S		W	14-7
2023 TOTALS		**1-1**		**1-0**	



JASON PINNOCK

S

(pin-NOCK)

HEIGHT: 6-0
WEIGHT: 200
COLLEGE: PITTSBURGH
HOW ACQUIRED: W(NYJ)-'22
NFL EXP.: 3RD YEAR
GIANTS EXP.: 2ND YEAR

27

TRANSACTIONS

» Originally a 5th-round (175th pick overall) draft choice by the Jets in 2021…Released by the Jets on Aug. 30, 2022…Awarded off waivers to the Giants on Aug. 31, 2022.

2023 SEASON HIGHLIGHTS

» Ranks 3rd on the team in solo tackles (24) and 4th in total tackles (34) and tackles for loss (3)...Also has 1 quarterback hit, 1 pass defensed, 1 interception and 1 forced fumble.
» Reached a career-high in starts in a single season (6) in Week 6 at Buffalo.
» In Week 5 at Miami, caught his 1st career interception and returned it for 102 yards and a touchdown...The 102-yard touchdown tied DB Erich Barnes (1961) for the longest touchdown in franchise history...Added on 4 solo tackles, 1 pass defensed and 1 forced fumble.
» Posted a career-high 13 total tackles (10 solo) and 3 tackles for loss in the Week 3 win vs. Arizona (9/17).

CAREER HIGHLIGHTS

» Has played in 32 regular-season games with 13 starts for the Jets and Giants and played in 2 postseason games for the Giants…Totals include 87 tackles (65 solo), 5 tackles for loss, 1.5 sacks, 5 quarterback hits, 5 passes defensed, 4 forced fumbles and 1 interception returned for a touchdown…Has one postseason tackle.
» In his first season with the Giants in 2022, played in 14 regular-season games with 5 starts and played in both postseason games…Totaled 40 tackles (33 solo), 2 tackles for loss, 1.5 sacks, 4 quarterback hits, 3 passes defensed and one forced fumble….Also played in both Giants' postseason games…Inactive with a shoulder injury vs. Carolina (9/18)…Inactive with an ankle injury, at Jacksonville (10/23) and at Seattle (10/30).
» Recovered a fumble on a muffed punt in the 4th quarter in his Giants debut, at Tennessee (9/11)…Recorded the first 1.5 sacks of his career, including a 10-yarder of Davis Mills, and tallied 4 tackles (3 solo) vs. Houston (11/13)…Posted 8 tackles (7 solo) in his first start as a Giant, at Dallas (11/24)…Made 3 tackles (one solo) and a pass defensed vs. Washington (12/4)…Recorded a career-high 9 tackles (8 solo) vs. Philadelphia (12/11).
» Made one special teams tackle in the NFC Wild Card Game at Minnesota (1/15)…Made one tackle in the divisional round at Philadelphia (1/21).
» As a rookie in 2021, played in 12 games with 2 starts for the Jets…Inactive for 3 games, did not play in one game and was on the Reserve/COVID-19 list for another…Played both cornerback and safety…Registered 13 tackles (8 solo), one pass defensed and 2 forced fumbles, plus 3 special teams tackles…Made his NFL debut at Denver (9/26)…Credited with his first tackle vs. Miami (11/21)…Made his first start, at safety, and had 4 tackles (2 solo) vs. Jacksonville (12/26)…Started at safety and collected a career-high 6 tackles (4 solo) at Buffalo (1/9).

COLLEGE

» Played in 43 games in 4 seasons at Pittsburgh and registered 54 tackles (46 solo), 6 interceptions, 19 passes defensed and one fumble recovery…As a senior in 2020, played in 10 games and collected a career-best 17 tackles (15 solo), and led Pittsburgh with a career-high 3 interceptions.

OFF-THE-FIELD ACTIVITY

» Met with members from the Wounded Warriors Project during their visit at the Quest Diagnostic Training Facility to watch practice and enjoy a day with the Giants…Represented the Boys and Girls Club of America during Week 13 of the NFL season for My Cause My Cleats.

PERSONAL

» Communication major…As a senior at Windsor High School in Conn., ranked 3rd in the state in receiving yards (1,172) with 59 receptions and 12 touchdowns…Scored 3 defensive touchdowns, 2 on fumble returns, and one on a 70-yard interception…Picked off 7 passes…Also blocked one punt…Named to the Connecticut High School Coaches Association (CHSCA) Top 20…All-Hartford Courant honoree as both a cornerback and wide receiver…Hartford Courant Defensive Player of the Year…All-Central Connecticut Conference (CCC) Division II East…Led Windsor to a 12-1 record and the Connecticut Class L championship game…Also a track and field standout…Son of Louis and Chantel Pinnock…Father was a 4-year football letterman at Indiana (1992-95)…Has one brother.

JASON PINNOCK'S NFL REGULAR SEASON DEFENSIVE STATISTICS

				TACKLES								INTERCEPTIONS					O. FUMB				ST					MISC	
DATE	TEAM	GP	GS	TK	S	A	TFL	YDS	SK	YDS	QBH	NO	YDS	LG	TD	PD	FF	FR	TD	YDS	TK	S	A	FF	FR	S	A
2021	N.Y. Jets	12	2	13	8	5	0	0	0.0	0.0	0	0	0	0	0	1	2	0	0	0	3	2	1	0	0	0	0
2022	N.Y. Giants	14	5	40	33	7	2	12	1.5	16.0	4	0	0	0	0	3	1	0	0	0	1	1	0	0	1	0	0
2023	N.Y. Giants	7	7	40	28	12	4	12	1.0	8.0	2	1	102	102t	1	1	1	0	0	0	0	0	0	0	0	0	0
NFL TOTALS		**33**	**14**	**93**	**69**	**24**	**6**	**24**	**2.5**	**24.0**	**6**	**1**	**102**	**102T**	**1**	**5**	**4**	**0**	**0**	**0**	**4**	**3**	**1**	**0**	**1**	**0**	**0**

JASON PINNOCK'S NFL POSTSEASON DEFENSIVE STATISTICS

				TACKLES								INTERCEPTIONS					O. FUMB				ST					MISC	
DATE	TEAM	GP	GS	TK	S	A	TFL	YDS	SK	YDS	QBH	NO	YDS	LG	TD	PD	FF	FR	TD	YDS	TK	S	A	FF	FR	S	A
2022	N.Y. Giants	2	0	1	0	1	0	0	0.0	0.0	0	0	0	0	0	0	0	0	0	0	1	1	0	0	0	0	0
NFL TOTALS		**2**	**0**	**1**	**0**	**1**	**0**	**0**	**0.0**	**0.0**	**0**	**0**	**0**	**0**	**0**	**0**	**0**	**0**	**0**	**0**	**1**	**1**	**0**	**0**	**0**	**0**	**0**

SINGLE-GAME HIGHS: DEFENSIVE

Total Tackles
13 at Arizona Cardinals, Sep 17, 2023
9 vs. Philadelphia Eagles, Dec 11, 2022
8 at Dallas Cowboys, Nov 24, 2022
6 vs. Washington Commanders, Oct 22, 2023
6 at Buffalo Bills, Jan 09, 2022

Solo Tackles
10 at Arizona Cardinals, Sep 17, 2023
8 vs. Philadelphia Eagles, Dec 11, 2022
7 at Dallas Cowboys, Nov 24, 2022
4 vs. Washington Commanders, Oct 22, 2023
4 at Miami Dolphins, Oct 08, 2023
...3 more at 4.

Sacks
1.5 vs. Houston Texans, Nov 13, 2022

Passes Defensed
2 at Washington Commanders, Dec 18, 2022
1 at Miami Dolphins, Oct 08, 2023
1 vs. Washington Commanders, Dec 04, 2022
1 vs. Jacksonville Jaguars, Dec 26, 2021

Forced Fumbles
1 at Buffalo Bills, Jan 09, 2022
1 vs. Jacksonville Jaguars, Dec 26, 2021

Tackles For Loss
3 at Arizona Cardinals, Sep 17, 2023
1 vs. Detroit Lions, Nov 20, 2022
1 vs. Houston Texans, Nov 13, 2022

Interceptions
1 at Miami Dolphins, Oct 08, 2023

Special Teams Tackles
1 vs. Washington Commanders, Dec 04, 2022
1 at Miami Dolphins, Dec 19, 2021
1 vs. Miami Dolphins, Nov 21, 2021
...1 more at 1.

SINGLE-GAME HIGHS - POSTSEASON: DEFENSIVE

Special Teams Tackles
1 at Minnesota Vikings, Jan 15, 2023

2023 GAME-BY-GAME REGULAR-SEASON STATISTICS (N.Y. GIANTS)

			TACKLES								INTERCEPTIONS					O. FUMB				ST					MISC			
DATE	OPPONENT	P/S	TK	S	A	SK	YDS	TFL	YDS	QBH	NO	YDS	LG	TD	PD	FF	FR	TD	YDS	TK	S	A	FF	FR	S	A	W/L	SCORE
09/10	Dallas	S	5	3	2	0.0	0.0	0	0	0	0	0	0	0	0	0	0	0	0	0	0	0	0	0	0	0	L	0-40
09/17	at Arizona	S	13	10	3	0.0	0.0	3	4	0	0	0	0	0	0	0	0	0	0	0	0	0	0	0	0	0	W	31-28
09/21	at San Francisco	S	5	3	2	0.0	0.0	0	0	1	0	0	0	0	0	0	0	0	0	0	0	0	0	0	0	0	L	12-30
10/02	Seattle	S	3	2	1	0.0	0.0	0	0	0	0	0	0	0	0	0	0	0	0	0	0	0	0	0	0	0	L	3-24
10/08	at Miami	S	4	4	0	0.0	0.0	0	0	0	1	102	102	1	1	1	0	0	0	0	0	0	0	0	0	0	L	16-31
10/15	at Buffalo	S	4	2	2	0.0	0.0	0	0	0	0	0	0	0	0	0	0	0	0	0	0	0	0	0	0	0	L	9-14
10/22	Washington	S	6	4	2	1.0	8.0	1	8	1	0	0	0	0	0	0	0	0	0	0	0	0	0	0	0	0	W	14-7
2023 TOTALS		**7-7**	**40**	**28**	**12**	**1.0**	**8.0**	**4**	**12**	**2**	**1**	**102**	**102T**	**1**	**1**	**1**	**0**	**0**	**0**	**0**	**0**	**0**	**0**	**0**	**0**	**0**	**2-5**	



JUSTIN PUGH

G

67

HEIGHT: 6-5
WEIGHT: 311
COLLEGE: SYRACUSE
HOW ACQUIRED: FA-'23
NFL EXP.: 11TH YEAR
GIANTS EXP.: 6TH YEAR

JUSTIN PUGH'S NFL REGULAR SEASON STATISTICS

DATE	TEAM	GP	GS
2013	N.Y. Giants	16	16
2014	N.Y. Giants	14	14
2015	N.Y. Giants	14	14
2016	N.Y. Giants	11	11
2017	N.Y. Giants	8	8
2018	Arizona	7	7
2019	Arizona	16	16
2020	Arizona	15	15
2021	Arizona	14	13
2022	Arizona	5	5
2023	N.Y. Giants	2	2
NFL TOTALS		**122**	**121**

JUSTIN PUGH'S NFL POSTSEASON STATISTICS

DATE	TEAM	GP	GS
2016	N.Y. Giants	1	1
2021	Arizona	1	1
NFL TOTALS		**2**	**2**

2013 GAME-BY-GAME REGULAR-SEASON STATISTICS (N.Y. GIANTS)

DATE	OPPONENT	P/S		W/L	SCORE
09/08	at Dallas	S		L	31-36
09/15	Denver	S		L	23-41
09/22	at Carolina	S		L	0-38
09/29	at Kansas City	S		L	7-31
10/06	Philadelphia	S		L	21-36
10/10	at Chicago	S		L	21-27
10/21	Minnesota	S		W	23-7
10/27	at Philadelphia	S		W	15-7
11/10	Oakland	S		W	24-20
11/17	Green Bay	S		W	27-13
11/24	Dallas	S		L	21-24
12/01	at Washington	S		W	24-17
12/08	at San Diego	S		L	14-37
12/15	Seattle	S		L	0-23
12/22	at Detroit	S		W	23-20+
12/29	Washington	S		W	20-6
2013 TOTALS		**16-16**		**7-9**	

+ - Overtime

2014 GAME-BY-GAME REGULAR-SEASON STATISTICS (N.Y. GIANTS)

DATE	OPPONENT	P/S		W/L	SCORE
09/08	at Detroit	S		L	14-35
09/14	Arizona	S		L	14-25
09/21	Houston	S		W	30-17
09/25	at Washington	S		W	45-14
10/05	Atlanta	S		W	30-20
10/12	at Philadelphia	S		L	0-27
10/19	at Dallas	S		L	21-31
11/03	Indianapolis	S		L	24-40
11/09	at Seattle	S		L	17-38
11/16	San Francisco	S		L	10-16
11/23	Dallas		[LEGACY] INJURED/DID NOT PLAY	L	28-31
11/30	at Jacksonville		[LEGACY] INJURED/DID NOT PLAY	L	24-25
12/07	at Tennessee	S		W	36-7
12/14	Washington	S		W	24-13
12/21	at St. Louis	S		W	37-27
12/28	Philadelphia	S		L	26-34
2014 TOTALS		**14-14**		**6-10**	

2015 GAME-BY-GAME REGULAR-SEASON STATISTICS (N.Y. GIANTS)

DATE	OPPONENT	P/S		W/L	SCORE
09/13	at Dallas	S		L	26-27
09/20	Atlanta	S		L	20-24
09/24	Washington	S		W	32-21
10/04	at Buffalo	S		W	24-10
10/11	San Francisco	S		W	30-27
10/19	at Philadelphia	S		L	7-27
10/25	Dallas	S		W	27-20
11/01	at New Orleans	S		L	49-52
11/08	at Tampa Bay	S		W	32-18
11/15	New England		[LEGACY] INJURED/DID NOT PLAY	L	26-27
11/29	at Washington		[LEGACY] INJURED/DID NOT PLAY	L	14-20
12/06	N.Y. Jets	S		L	20-23+
12/14	at Miami	S		W	31-24
12/20	Carolina	S		L	35-38
12/27	at Minnesota	S		L	17-49
01/03	Philadelphia	S		L	30-35
2015 TOTALS		**14-14**		**6-10**	

+ - Overtime

2016 GAME-BY-GAME REGULAR-SEASON STATISTICS (N.Y. GIANTS)

DATE	OPPONENT	P/S		W/L	SCORE
09/11	at Dallas	S		W	20-19
09/18	New Orleans	S		W	16-13
09/25	Washington	S		L	27-29
10/03	at Minnesota	S		L	10-24
10/09	at Green Bay	S		L	16-23
10/16	Baltimore	S		W	27-23
10/23	at L.A. Rams	S		W	17-10
11/06	Philadelphia	S		W	28-23
11/14	Cincinnati		[LEGACY] INJURED/DID NOT PLAY	W	21-20
11/20	Chicago		[LEGACY] INJURED/DID NOT PLAY	W	22-16
11/27	at Cleveland		[LEGACY] INJURED/DID NOT PLAY	W	27-13
12/04	at Pittsburgh		[LEGACY] INJURED/DID NOT PLAY	L	14-24
12/11	Dallas		[LEGACY] INJURED/DID NOT PLAY	W	10-7
12/18	Detroit	S		W	17-6
12/22	at Philadelphia	S		L	19-24
01/01	at Washington	S		W	19-10
2016 TOTALS		**11-11**		**11-5**	

2017 GAME-BY-GAME REGULAR-SEASON STATISTICS (N.Y. GIANTS)

DATE	OPPONENT	P/S		W/L	SCORE
09/10	at Dallas	S		L	3-19
09/18	Detroit	S		L	10-24
09/24	at Philadelphia	S		L	24-27
10/01	at Tampa Bay	S		L	23-25
10/08	L.A. Chargers	S		L	22-27
10/15	at Denver	S		W	23-10
10/22	Seattle	S		L	7-24
11/05	L.A. Rams		[LEGACY] INJURED/DID NOT PLAY	L	17-51
11/12	at San Francisco	S		L	21-31
11/19	Kansas City		[LEGACY] INJURED/DID NOT PLAY	W	12-9+
11/23	at Washington		[LEGACY] INJURED/DID NOT PLAY	L	10-20
12/03	at Oakland		[LEGACY] INJURED/DID NOT PLAY	L	17-24
12/10	Dallas		[LEGACY] INJURED/DID NOT PLAY	L	10-30
12/17	Philadelphia		INJURED RESERVE	L	29-34
12/24	at Arizona		INJURED RESERVE	L	0-23
12/31	Washington		INJURED RESERVE	W	18-10
2017 TOTALS		**8-8**		**3-13**	

+ - Overtime

2018 GAME-BY-GAME REGULAR-SEASON STATISTICS (ARIZONA)

DATE	OPPONENT	P/S		W/L	SCORE
09/09	Washington	S		L	6-24
09/16	at L.A. Rams	S		L	0-34
09/23	Chicago	S		L	14-16
09/30	Seattle	S		L	17-20
10/07	at San Francisco	S		W	28-18
10/14	at Minnesota	S		L	17-27
10/18	Denver		DID NOT PLAY (NON-INJURY)	L	10-45
10/28	San Francisco		[LEGACY] INJURED/DID NOT PLAY	W	18-15
11/11	at Kansas City	S		L	14-26
11/18	Oakland		INJURED RESERVE	L	21-23
11/25	at L.A. Chargers		INJURED RESERVE	L	10-45
12/02	at Green Bay		INJURED RESERVE	W	20-17
12/09	Detroit		INJURED RESERVE	L	3-17
12/16	at Atlanta		INJURED RESERVE	L	14-40
12/23	L.A. Rams		INJURED RESERVE	L	9-31
12/30	at Seattle		INJURED RESERVE	L	24-27
2018 TOTALS		**7-7**		**3-13**	

2019 GAME-BY-GAME REGULAR-SEASON STATISTICS (ARIZONA)

DATE	OPPONENT	P/S		W/L/T	SCORE
09/08	Detroit	S		T	27-27+
09/15	at Baltimore	S		L	17-23
09/22	Carolina	S		L	20-38
09/29	Seattle	S		L	10-27
10/06	at Cincinnati	S		W	26-23
10/13	Atlanta	S		W	34-33
10/20	at N.Y. Giants	S		W	27-21
10/27	at New Orleans	S		L	9-31
10/31	San Francisco	S		L	25-28
11/10	at Tampa Bay	S		L	27-30
11/17	at San Francisco	S		L	26-36
12/01	L.A. Rams	S		L	7-34
12/08	Pittsburgh	S		L	17-23
12/15	Cleveland	S		W	38-24
12/22	at Seattle	S		W	27-13
12/29	at L.A. Rams	S		L	24-31
2019 TOTALS		**16-16**		**5-10-1**	

+ - Overtime

2020 GAME-BY-GAME REGULAR-SEASON STATISTICS (ARIZONA)

DATE	OPPONENT	P/S		W/L	SCORE
09/13	at San Francisco	S		W	24-20
09/20	Washington	S		W	30-15
09/27	Detroit	S		L	23-26
10/04	at Carolina	S		L	21-31
10/11	at N.Y. Jets	S		W	30-10
10/19	at Dallas	S		W	38-10
10/25	Seattle	S		W	37-34+
11/08	Miami	S		L	31-34
11/15	Buffalo	S		W	32-30
11/19	at Seattle	S		L	21-28
11/29	at New England	S		L	17-20
12/06	L.A. Rams	S		L	28-38
12/13	at N.Y. Giants	S		W	26-7
12/20	Philadelphia		[LEGACY] INJURED/DID NOT PLAY	W	33-26
12/26	San Francisco	S		L	12-20
01/03	at L.A. Rams	S		L	7-18
2020 TOTALS		**15-15**		**8-8**	

+ - Overtime

2021 GAME-BY-GAME REGULAR-SEASON STATISTICS (ARIZONA)

DATE	OPPONENT	P/S		W/L	SCORE
09/12	at Tennessee	S		W	38-13
09/19	Minnesota	S		W	34-33
09/26	at Jacksonville	S		W	31-19
10/03	at L.A. Rams	S		W	37-20
10/10	San Francisco	S		W	17-10
10/17	at Cleveland	S		W	37-14
10/24	Houston	S		W	31-5
10/28	Green Bay	S		L	21-24
11/07	at San Francisco	S		W	31-17
11/14	Carolina		[LEGACY] INJURED/DID NOT PLAY	L	10-34
11/21	at Seattle		[LEGACY] INJURED/DID NOT PLAY	W	23-13
12/05	at Chicago		[LEGACY] INJURED/DID NOT PLAY	W	33-22
12/13	L.A. Rams	P		L	23-30
12/19	at Detroit	S		L	12-30
12/25	Indianapolis	S		L	16-22
01/02	at Dallas	S		W	25-22
01/09	Seattle	S		L	30-38
2021 TOTALS		**14-13**		**11-6**	

2022 GAME-BY-GAME REGULAR-SEASON STATISTICS (ARIZONA)

DATE	OPPONENT	P/S		W/L	SCORE
09/11	Kansas City		[LEGACY] INJURED/DID NOT PLAY	L	21-44
09/18	at Las Vegas	S		W	29-23+
09/25	L.A. Rams	S		L	12-20
10/02	at Carolina	S		W	26-16
10/09	Philadelphia	S		L	17-20
10/16	at Seattle	S		L	9-19
10/20	New Orleans		INJURED RESERVE	W	42-34
10/30	at Minnesota		INJURED RESERVE	L	26-34
11/06	Seattle		INJURED RESERVE	L	21-31
11/13	at L.A. Rams		INJURED RESERVE	W	27-17
11/21	San Francisco		INJURED RESERVE	L	10-38
11/27	L.A. Chargers		INJURED RESERVE	L	24-25
12/12	New England		INJURED RESERVE	L	13-27
12/18	at Denver		INJURED RESERVE	L	15-24
12/25	Tampa Bay		INJURED RESERVE	L	16-19+
01/01	at Atlanta		INJURED RESERVE	L	19-20
01/08	at San Francisco		INJURED RESERVE	L	13-38
2022 TOTALS		**5-5**		**4-13**	

+ - Overtime

2023 GAME-BY-GAME REGULAR-SEASON STATISTICS (N.Y. GIANTS)

DATE	OPPONENT	P/S		W/L	SCORE
10/08	at Miami		PRACTICE SQUAD	L	16-31
10/15	at Buffalo		PRACTICE SQUAD	L	9-14
10/22	Washington	S		W	14-7
2023 TOTALS		**1-1**		**1-2**	

2016 GAME-BY-GAME POSTSEASON STATISTICS (N.Y. GIANTS)

DATE	OPPONENT	P/S		W/L	SCORE
01/08	at Green Bay	S		L	13-38
2016 TOTALS		**1-1**		**0-1**	

2021 GAME-BY-GAME POSTSEASON STATISTICS (ARIZONA)

DATE	OPPONENT	P/S		W/L	SCORE
01/17	at L.A. Rams	S		L	11-34
2021 TOTALS		**1-1**		**0-1**	



TRANSACTIONS

» Originally a 7th-round (243rd pick overall) draft choice by the Giants in 2023.

2023 SEASON HIGHLIGHTS

» Made his first appearance on Sunday Night Football vs. Dallas...Recorded one tackle and one tackle for loss.

CAREER HIGHLIGHTS

» Played in 44 games during a collegiate career that took him to North Carolina, Garden City Community College in Kansas, Nebraska, and Oregon.
» As a senior at Oregon in 2022, he played 13 games and was credited with 21 tackles (7 solo), 1.5 tackles for loss, a half-sack and one pass defensed…Had at least one tackle in 12 of his 13 games with 6 multi-tackle performances…Played 331 snaps on defense and 70 on special teams…Assisted on a sack in Oregon's victory vs. BYU…Made 3 tackles, including a stop for loss, at Washington State…Tied his season high with 3 tackles and broke up a pass vs. Utah.
» In 2021 at Nebraska, played in 10 games, recording 7 tackles, including one for loss…Academic All-Big Ten selection…Played a season-high 13 snaps and had a season-best 3 tackles (2 solo) vs. Fordham…Contributed 2 stops, including a half-tackle for loss, vs. Northwestern.
» In 2020, played in six games in his first season at Nebraska…Recorded one tackle in his debut at Northwestern in his debut in a Cornhusker uniform…Also saw action on the defensive line vs. Penn State, Illinois, Iowa, Purdue and Minnesota.
In 2019, played in 9 games at Garden City Community College…Finished with 26 tackles, 2.0 sacks and 3.5 tackles for loss…Was a leader on a Garden City defense that limited opponents to 289.0 yards of total offense and 125.0 rushing yards per game.
» In 2018, took a redshirt season in his second year at North Carolina.
» In 2017, played in 5 games as a true freshman and tallied 6 tackles (3 solo)…Had 4 tackles in his collegiate debut vs. Duke.

PERSONAL

» Majored in child, youth and family studies… Nebraska Scholar-Athlete Honor Roll (Fall 2020; Spring 2020)…Graduated early from high school and enrolled at UNC in January, 2017…Played multiple positions on the defensive line…Missed the first 5 games of his senior season with a foot injury…Played his first year of football as a sophomore…Also played basketball for Riverside…Son of Reeshemah and James Kenan.

JORDON RILEY'S NFL REGULAR SEASON DEFENSIVE STATISTICS

			TACKLES								INTERCEPTIONS					O. FUMB				ST					MISC	
DATE	TEAM	GP	GS	TK	S	A	TFL	YDS	SK	YDS	QBH	NO	YDS	LG	TD	PD	FF	FR	TD	YDS	TK	S	A	FF	FR	S	A
2023	N.Y. Giants	2	0	1	1	0	1	0	0.0	0.0	0	0	0	0	0	0	0	0	0	0	0	0	0	0	0	0	0
NFL TOTALS		**2**	**0**	**1**	**1**	**0**	**1**	**0**	**0.0**	**0.0**	**0**	**0**	**0**	**0**	**0**	**0**	**0**	**0**	**0**	**0**	**0**	**0**	**0**	**0**	**0**	**0**	**0**

2023 GAME-BY-GAME REGULAR-SEASON STATISTICS (N.Y. GIANTS)

			TACKLES								INTERCEPTIONS					O. FUMB				ST					MISC			
DATE	OPPONENT	P/S	TK	S	A	SK	YDS	TFL	YDS	QBH	NO	YDS	LG	TD	PD	FF	FR	TD	YDS	TK	S	A	FF	FR	S	A	W/L	SCORE
09/10	Dallas	P	1	1	0	0.0	0.0	1	0	0	0	0	0	0	0	0	0	0	0	0	0	0	0	0	0	0	L	0-40
09/17	at Arizona										ON INACTIVE LIST																W	31-28
09/21	at San Francisco										INACTIVE																L	12-30
10/02	Seattle										ON INACTIVE LIST																L	3-24
10/08	at Miami										ON INACTIVE LIST																L	16-31
10/15	at Buffalo	P	0	0	0	0.0	0.0	0	0	0	0	0	0	0	0	0	0	0	0	0	0	0	0	0	0	0	L	9-14
10/22	Washington										ON INACTIVE LIST																W	14-7
2023 TOTALS		**2-0**	**1**	**1**	**0**	**0.0**	**0.0**	**1**	**0**	**0**	**0**	**0**	**0**	**0**	**0**	**0**	**0**	**0**	**0**	**0**	**0**	**0**	**0**	**0**	**0**	**0**	**2-5**	



A'SHAWN ROBINSON

DL

91

HEIGHT: 6-4
WEIGHT: 330
COLLEGE: ALABAMA
HOW ACQUIRED: FA-'23
NFL EXP.: 8TH YEAR
GIANTS EXP.: 1ST YEAR

TRANSACTIONS

» Originally a 2nd-round (46th pick overall) draft choice by the Detroit Lions in 2016…Signed as a free agent with the Los Angeles Rams on March 18, 2020…Signed as a free agent by the Giants on April 24, 2023.

2023 SEASON HIGHLIGHTS

» Posted 5 tackles (3 solo) in his 2nd-consecutive start at defensive tackle in Week 3 at San Francisco.
» Made his 1st career start as a Giant at the defensive tackle position in the Week 2 matchup against Arizona (9/17).

CAREER HIGHLIGHTS

» Robinson has played in 99 regular-season games with 64 starts and in 7 postseason games with 5 starts…Career totals include 306 tackles (187 solo), 7.0 sacks, 21 tackles for loss, one interception – which he returned two yards for a touchdown – 20 quarterback hits, 17 passes defensed, 5 forced fumbles and 3 fumble recoveries…Robinson's playoff numbers include 35 tackles (18 solo), 1.0 sack, one quarterback hit and one forced fumble.
» In 2022, Robinson started at defensive end in all 10 games in which he played, extending his streak of consecutive starts to 25, including 4 postseason games…Suffered a torn meniscus at New Orleans on Nov. 20 and missed the season's final 7 games…Tallied 42 tackles (22 solo), 2 tackles for loss and 3 quarterback hits…Twice had a season-high 7 tackles: 4 solo vs. Dallas (10/9) and 2 solo at Tampa Bay (11/6).
» In 2021, played in all 17 games with 14 starts and started all 4 postseason games for the champion Rams…Recorded career-high totals of 67 tackles and 33 solo stops and tied his career best with 2.0 sacks…Added 22 tackles (12 solo), including 1.0 sack in the playoffs…Contributed 6 tackles (5 solo) and one of Los Angeles' 7 sacks, a 2-yard takedown of Joe Burrow, in the Rams' Super Bowl LVI victory vs. Cincinnati.
» In his first season with the Rams in 2020, played in 8 regular-games and 2 postseason games…Finished with 12 tackles (6 solo) and one quarterback hit in the regular season and 6 stops (4 solo) and one forced fumble in the playoffs.
» In 4 seasons (2016-19) with Detroit, played in 58 games with 26 starts and started in his only postseason game…Collected tallied 172 tackles (120 solo), 16 tackles for loss, 5.0 sacks, 3 forced fumbles, 3 fumble recoveries, and 14 quarterback hits.
» In 2017, started all 16 games and posted a then career-high 53 tackles (31 solo)…Picked off a Drew Brees pass for his first career interception, which he returned 2 yards for a touchdown at New Orleans (10/15).
» As a rookie in 2016, played in 16 regular-season games with 4 starts and made 30 tackles (22 solo), 2.0 sacks and career-high totals of 7 passes defensed and 6 tackles for loss…Made his NFL debut at Indianapolis (9/11)…Started for the first time on Thanksgiving vs. Minnesota (11/24)…Recorded 7 tackles (2 solo) in his postseason debut in the NFC Wild Card Game at Seattle (1/7).

COLLEGE

» Robinson played in all 42 games with 29 starts for Alabama from 2013-15, including 3 bowl games…Twice played in the College Football Playoffs and won the CFP Championship vs. Clemson in 2015… Robinson was a 2-time SEC Champion (2014-15) and was named to the FWAA All-America first team) in his final collegiate season…Outland Trophy finalist, which is given to the nation's best interior lineman on offense or defense by the FWAA…Career totals included 133 tackles (51 solo), 9.0 sacks, one forced fumble and 5 passes defensed…As a freshman in 2013, led the Crimson Tide with 5.5 sacks to become the only true freshman to lead Alabama under Nick Saban…Selected to the AP All-SEC Team and was named to the SEC All-Freshman Team and Sporting News Freshman All-American Team…Started all 29 games in which he played in his final 2 seasons, when he tallied 95 tackles (61 solo), 3.5 sacks and 7.5 tackles for loss.

PERSONAL

» Two-way lineman at Arlington Heights High School in Fort Worth, Texas…Played in the U.S. Army All-American Bowl in 2013, the same year he was invited to Nike's prestigious all-star camp… "The Opening" in 2013…Voted a USA Today All-American in 2012…Also competed on the basketball and track & field teams.

A'SHAWN ROBINSON'S NFL REGULAR SEASON DEFENSIVE STATISTICS

				TACKLES								INTERCEPTIONS					O. FUMB				ST					MISC	
DATE	TEAM	GP	GS	TK	S	A	TFL	YDS	SK	YDS	QBH	NO	YDS	LG	TD	PD	FF	FR	TD	YDS	TK	S	A	FF	FR	S	A
2016	Detroit	16	5	30	22	8	6	16	2.0	5.0	2	0	0	0	0	7	0	0	0	0	0	0	0	0	0	0	0
2017	Detroit	16	16	53	32	21	4	7	0.5	4.5	6	1	2	2t	1	6	1	0	0	0	0	0	0	0	0	0	0
2018	Detroit	13	7	49	34	15	3	11	1.0	8.0	4	0	0	0	0	0	1	1	0	0	0	0	0	0	0	0	0
2019	Detroit	13	9	40	32	8	3	4	1.5	6.0	2	0	0	0	0	3	1	2	0	3	0	0	0	0	0	0	0
2020	L.A. Rams	8	0	12	6	6	0	0	0.0	0.0	1	0	0	0	0	1	0	0	0	0	0	0	0	0	0	0	0
2021	L.A. Rams	17	14	67	33	34	2	12	2.0	25.0	2	0	0	0	0	0	2	0	0	0	0	0	0	0	0	0	0
2022	L.A. Rams	10	10	42	22	20	2	0	0.0	0.0	3	0	0	0	0	0	0	0	0	0	0	0	0	0	0	0	0
2023	N.Y. Giants	7	3	16	8	8	1	1	0.0	0.0	0	0	0	0	0	0	0	0	0	0	0	0	0	0	0	0	0
NFL TOTALS		**100**	**64**	**309**	**189**	**120**	**21**	**51**	**7.0**	**48.5**	**20**	**1**	**2**	**2T**	**1**	**17**	**5**	**3**	**0**	**3**	**0**	**0**	**0**	**0**	**0**	**0**	**0**

A'SHAWN ROBINSON'S NFL POSTSEASON DEFENSIVE STATISTICS

				TACKLES								INTERCEPTIONS					O. FUMB				ST					MISC	
DATE	TEAM	GP	GS	TK	S	A	TFL	YDS	SK	YDS	QBH	NO	YDS	LG	TD	PD	FF	FR	TD	YDS	TK	S	A	FF	FR	S	A
2016	Detroit	1	1	7	2	5	0	0	0.0	0.0	0	0	0	0	0	0	0	0	0	0	0	0	0	0	0	0	0
2020	L.A. Rams	2	0	6	4	2	0	0	0.0	0.0	0	0	0	0	0	0	1	0	0	0	0	0	0	0	0	0	0
2021	L.A. Rams	4	4	22	12	10	1	2	1.0	2.0	1	0	0	0	0	0	0	0	0	0	0	0	0	0	0	0	0
NFL TOTALS		**7**	**5**	**35**	**18**	**17**	**1**	**2**	**1.0**	**2.0**	**1**	**0**	**0**	**0**	**0**	**0**	**1**	**0**	**0**	**0**	**0**	**0**	**0**	**0**	**0**	**0**	**0**

SINGLE-GAME HIGHS: DEFENSIVE

Total Tackles
8 at San Francisco 49ers, Nov 15, 2021
8 at Arizona Cardinals, Dec 09, 2018
8 at Dallas Cowboys, Sep 30, 2018
7 at Tampa Bay Buccaneers, Nov 06, 2022
...5 more at 7.

Solo Tackles
6 at Minnesota Vikings, Dec 08, 2019
5 vs. Tennessee Titans, Nov 07, 2021
5 at Green Bay Packers, Oct 14, 2019
5 vs. Seattle Seahawks, Oct 28, 2018
...2 more at 5.

Sacks
1.0 vs. San Francisco 49ers, Jan 09, 2022
1.0 at Baltimore Ravens, Jan 02, 2022
1.0 at Washington Redskins, Nov 24, 2019
...3 more at 1.0.

Passes Defensed
2 at New Orleans Saints, Oct 15, 2017
1 at Arizona Cardinals, Dec 06, 2020
1 at Washington Redskins, Nov 24, 2019
1 at Chicago Bears, Nov 10, 2019
...12 more at 1.

Forced Fumbles
1 vs. San Francisco 49ers, Jan 09, 2022
1 vs. Jacksonville Jaguars, Dec 05, 2021
1 at Green Bay Packers, Oct 14, 2019
...2 more at 1.

Fumble Recoveries
1 vs. Kansas City Chiefs, Sep 29, 2019
1 at Philadelphia Eagles, Sep 22, 2019
1 at Minnesota Vikings, Nov 04, 2018

Tackles For Loss
2 vs. Minnesota Vikings, Nov 23, 2017
1 at Arizona Cardinals, Sep 17, 2023
1 vs. Arizona Cardinals, Nov 13, 2022
1 vs. San Francisco 49ers, Oct 30, 2022
...16 more at 1.

Interceptions
1 at New Orleans Saints, Oct 15, 2017

Interception Return Yards
2 at New Orleans Saints, Oct 15, 2017

Longest Opp Fumble Return
3 vs. Kansas City Chiefs, Sep 29, 2019

SINGLE-GAME HIGHS - POSTSEASON: DEFENSIVE

Total Tackles
7 vs. Arizona Cardinals, Jan 17, 2022
7 at Seattle Seahawks, Jan 07, 2017
6 at Cincinnati Bengals, Feb 13, 2022
6 vs. San Francisco 49ers, Jan 30, 2022
4 at Seattle Seahawks, Jan 09, 2021

Solo Tackles
5 at Cincinnati Bengals, Feb 13, 2022
3 vs. San Francisco 49ers, Jan 30, 2022
3 vs. Arizona Cardinals, Jan 17, 2022
3 at Seattle Seahawks, Jan 09, 2021
2 at Seattle Seahawks, Jan 07, 2017

Sacks
1.0 at Cincinnati Bengals, Feb 13, 2022

Forced Fumbles
1 at Green Bay Packers, Jan 16, 2021

Tackles For Loss
1 at Cincinnati Bengals, Feb 13, 2022

2023 GAME-BY-GAME REGULAR-SEASON STATISTICS (N.Y. GIANTS)

			TACKLES								INTERCEPTIONS					O. FUMB				ST					MISC			
DATE	OPPONENT	P/S	TK	S	A	SK	YDS	TFL	YDS	QBH	NO	YDS	LG	TD	PD	FF	FR	TD	YDS	TK	S	A	FF	FR	S	A	W/L	SCORE
09/10	Dallas	P	3	1	2	0.0	0.0	0	0	0	0	0	0	0	0	0	0	0	0	0	0	0	0	0	0	0	L	0-40
09/17	at Arizona	S	3	1	2	0.0	0.0	1	1	0	0	0	0	0	0	0	0	0	0	0	0	0	0	0	0	0	W	31-28
09/21	at San Francisco	S	5	3	2	0.0	0.0	0	0	0	0	0	0	0	0	0	0	0	0	0	0	0	0	0	0	0	L	12-30
10/02	Seattle	S	1	0	1	0.0	0.0	0	0	0	0	0	0	0	0	0	0	0	0	0	0	0	0	0	0	0	L	3-24
10/08	at Miami	P	0	0	0	0.0	0.0	0	0	0	0	0	0	0	0	0	0	0	0	0	0	0	0	0	0	0	L	16-31
10/15	at Buffalo	P	1	1	0	0.0	0.0	0	0	0	0	0	0	0	0	0	0	0	0	0	0	0	0	0	0	0	L	9-14
10/22	Washington	P	3	2	1	0.0	0.0	0	0	0	0	0	0	0	0	0	0	0	0	0	0	0	0	0	0	0	W	14-7
2023 TOTALS		**7-3**	**16**	**8**	**8**	**0.0**	**0.0**	**1**	**1**	**0**	**0**	**0**	**0**	**0**	**0**	**0**	**0**	**0**	**0**	**0**	**0**	**0**	**0**	**0**	**0**	**0**	**2-5**	



AARON ROBINSON

CB

33

HEIGHT: 6-1
WEIGHT: 195
COLLEGE: UCF
HOW ACQUIRED: D3-'21
NFL EXP.: 3RD YEAR
GIANTS EXP.: 3RD YEAR

TRANSACTIONS

» Originally a 3rd-round (71st pick overall) draft choice by the Giants in 2021.

CAREER HIGHLIGHTS

» Has played in 11 regular-season games with 4 starts…Totals include 21 tackles (10 solo), one quarterback hit, and 4 passes defensed.
» In 2022, started both games in which he played and posted 5 solo tackles and one pass defensed…Made 4 solo tackles and defensed one pass at Tennessee (9/11)…Inactive vs. Carolina (9/18) and vs. Dallas (9/26) wafter having his appendix removed.
» Made one solo tackle vs. Chicago (10/2)…Placed on injured reserve (knee) on Oct. 4.
» As a rookie in 2021, Robinson spent Weeks 1-7 on the Reserve/Physically Unable to Perform list after undergoing core muscle surgery in the offseason…Played in 9 games with 2 starts and totaled 26 tackles (16 solo), 3 passes defensed and one quarterback hit…Made his NFL debut and had one tackle at Kansas City (11/1).
» Robinson posted 6 tackles (4 solo), 2 passes defensed and one quarterback hit vs. Philadelphia (11/28) and joined Kenny Phillips (2008) and Aaron Ross (2007) as the only Giants rookies with at least 5 tackles, 2 passes defensed and one quarterback hit in a game…He was the 3rd NFL rookie to log those totals in a game in 2021.
» Made his first NFL start at cornerback and produced 7 tackles (4 solo) and one pass defensed at Miami (12/5)…Started and totaled a career-high 9 tackles (7 solo) at the Chargers (12/12)…Spent Week 15 on the Reserve/COVID-19 list…Saw action in the final 3 games and totaled 3 tackles (one solo).

COLLEGE

» Played in 29 games with 19 starts at Central Florida after spending one season at Alabama…Three-year UCF totals included 104 tackles (77 solo), 6.5 stops for loss, 21 passes defensed, 3 interceptions, one forced fumble and one fumble recovery…In 2020, started all 9 games in which he played and earned 2nd-team All-American Athletic Conference honors…Totaled 41 tackles (31 solo), one tackle for loss, a team-high 7 pass breakups, one forced fumble and one fumble recovery…As a redshirt junior in 2019, played in all 13 games with 10 starts…Second-team All-AAC selection…Ranked 6th on team with a career-high 54 total tackles (38 solo), 5.5 tackles for loss, 3 interceptions, 10 passes broken up and one forced fumble…In 2018, played in 7 games…Worked on the scout team at UCF in 2017 after transferring…In 2016, played in 13 games as a true freshman for Alabama…Recorded 5 tackles (3 solo), including one for loss.

OFF-THE-FIELD ACTIVITY

» Attended The Giants Foundation Golf Classic which raised over $400,000 for The Giants Foundation…Met with members from the Wounded Warriors Project during their visit at the Quest Diagnostic Training Facility to watch practice and enjoy a day with the Giants.

PERSONAL

» Interdisciplinary studies major…Originally attended West Boca High School before transferring to Deerfield Beach (Fla.) High School for his final 2 seasons…Was a teammate of wideout Jerry Jeudy, the Denver Broncos' first-round draft choice in 2020…Played wide receiver, cornerback and safety…Suffered a broken collarbone as a junior and was sidelined 6 months…Returned as a senior in 2015 and posted 41 tackles and 4 interceptions to earn first-team All-Class 8A honors…Also ran track for Deerfield…Originally committed to Florida before switching to Alabama.

AARON ROBINSON'S NFL REGULAR SEASON DEFENSIVE STATISTICS

				TACKLES								INTERCEPTIONS					O. FUMB				ST					MISC	
DATE	TEAM	GP	GS	TK	S	A	TFL	YDS	SK	YDS	QBH	NO	YDS	LG	TD	PD	FF	FR	TD	YDS	TK	S	A	FF	FR	S	A
2021	N.Y. Giants	9	2	26	16	10	0	0	0.0	0.0	1	0	0	0	0	3	0	0	0	0	0	0	0	0	0	0	0
2022	N.Y. Giants	2	2	5	5	0	0	0	0.0	0.0	0	0	0	0	0	1	0	0	0	0	1	0	1	0	0	0	0
2023	N.Y. Giants	0	0	0	0	0	0	0	0.0	0.0	0	0	0	0	0	0	0	0	0	0	0	0	0	0	0	0	0
NFL TOTALS		**11**	**4**	**31**	**21**	**10**	**0**	**0**	**0.0**	**0.0**	**1**	**0**	**0**	**0**	**0**	**4**	**0**	**0**	**0**	**0**	**1**	**0**	**1**	**0**	**0**	**0**	**0**

AARON ROBINSON'S NFL POSTSEASON DEFENSIVE STATISTICS

				TACKLES								INTERCEPTIONS					O. FUMB				ST					MISC	
DATE	TEAM	GP	GS	TK	S	A	TFL	YDS	SK	YDS	QBH	NO	YDS	LG	TD	PD	FF	FR	TD	YDS	TK	S	A	FF	FR	S	A
2022	N.Y. Giants	0	0	0	0	0	0	0	0.0	0.0	0	0	0	0	0	0	0	0	0	0	0	0	0	0	0	0	0
NFL TOTALS		**0**	**0**	**0**	**0**	**0**	**0**	**0**	**0.0**	**0.0**	**0**	**0**	**0**	**0**	**0**	**0**	**0**	**0**	**0**	**0**	**0**	**0**	**0**	**0**	**0**	**0**	**0**

SINGLE-GAME HIGHS: DEFENSIVE

Total Tackles
9 at Los Angeles Chargers, Dec 12, 2021
7 at Miami Dolphins, Dec 05, 2021
6 vs. Philadelphia Eagles, Nov 28, 2021
4 at Tennessee Titans, Sep 11, 2022
2 at Chicago Bears, Jan 02, 2022

Solo Tackles
7 at Los Angeles Chargers, Dec 12, 2021
4 at Tennessee Titans, Sep 11, 2022
4 at Miami Dolphins, Dec 05, 2021
4 vs. Philadelphia Eagles, Nov 28, 2021
1 at Chicago Bears, Jan 02, 2022

Passes Defensed
2 vs. Philadelphia Eagles, Nov 28, 2021
1 at Tennessee Titans, Sep 11, 2022
1 at Miami Dolphins, Dec 05, 2021

Special Teams Tackles
1 at Tennessee Titans, Sep 11, 2022

2023 GAME-BY-GAME REGULAR-SEASON STATISTICS (N.Y. GIANTS)

			TACKLES								INTERCEPTIONS					O. FUMB				ST					MISC			
DATE	OPPONENT	P/S	TK	S	A	SK	YDS	TFL	YDS	QBH	NO	YDS	LG	TD	PD	FF	FR	TD	YDS	TK	S	A	FF	FR	S	A	W/L	SCORE
09/10	Dallas											ACTIVE/PUP															L	0-40
09/17	at Arizona											ACTIVE/PUP															W	31-28
09/21	at San Francisco											ACTIVE/PUP															L	12-30
10/02	Seattle											ACTIVE/PUP															L	3-24
10/08	at Miami											ACTIVE/PUP															L	16-31
10/15	at Buffalo											ACTIVE/PUP															L	9-14
10/22	Washington											ACTIVE/PUP															W	14-7
2023 TOTALS			**0**	**0**	**0**	**0.0**	**0.0**	**0**	**0**	**0**	**0**	**0**	**0**	**0**	**0**	**0**	**0**	**0**	**0**	**0**	**0**	**0**	**0**	**0**	**0**	**0**	**2-5**	



TRANSACTIONS

- Originally a 2nd-round (43rd pick overall) draft choice by the Giants in 2022.

2023 SEASON HIGHLIGHTS

- Ranked 1st on the team in receptions (8) and 2nd in receiving yards (62) in Week 6 at Buffalo.
- Returned to action in Week 3 for the 1st time since tearing his ACL in Week 11 of the 2022 season...Caught 4 passes for 21 yards.

CAREER HIGHLIGHTS

- Has played in 10 games with 4 starts in his 2-year career with the Giants...Has caught 45 passes for 368 yards (8.2-yard avg.) and 1 touchdown.
- As a rookie in 2022, played in 6 games with 3 starts…Totaled 23 receptions for 227 yards (9.9-yard avg.) and one touchdown and had 2 carries for minus-1 yard.
- Caught one pass for 5 yards in his NFL debut at Tennessee (9/11)…Injured his knee in the game and was inactive for the next 4 games…Returned vs. Baltimore (10/16) and scored his first NFL touchdown on a 5-yard reception while catching 3 passes for 37 yards.
- Led the Giants with 6 receptions for 50 yards at Jacksonville (10/23)…Started for the first time and had 2 catches for 15 yards at Seattle (10/30)….Caught 2 passes for 20 yards vs. Houston (11/13).
- Led the Giants with career-high totals in receptions (9) and yards (100), including a career-long 19-yarder, in his 3rd-consecutive start, vs. Detroit (11/20)…It was the most receptions by a Giants player since Sterling Shepard had 10 vs. the Rams on Oct. 17, 2021…Left the game with a torn ACL and was placed on injured reserve on Nov. 21.

COLLEGE

- In 3 collegiate seasons – 2 at Nebraska and one at Kentucky - Robinson played in 31 games with 24 starts and caught 195 passes for 2,248 yards (11.5-yard avg.) and 10 touchdowns…Added 141 rushing attempts for 691 yards and 4 touchdowns, plus 7 punt returns and 11 kickoff returns.
- In 2021 at Kentucky, played in all 13 games with 12 starts and set career highs with a school-record 104 receptions, 1,334 yards and 7 touchdowns…Also had 7 rushing attempts for 111 yards (15.9-yard avg.) and 6 punt returns for 20 yards…Named 2nd-team All-SEC… Ranked 4th nationally and 2nd in the SEC in receptions per game (8.0)..Ranked 11th nationally and 2nd in the SEC in total receiving yards (1,334) and 12th nationally and 2nd in the conference in receiving yards per game (102.6).
- Became the 6th player in SEC history to catch at least 100 passes in a season…Had 6 100-yard games…Caught at least 4 passes in 13 straight games.
- Named the MVP of the Vrbo Citrus Bowl after setting Kentucky bowl records with 10 receptions for 170 yards vs. Iowa…Caught 8 passes for a career-best 181 yards vs. New Mexico State...Collected 9-plus catches in 3 straight games (Georgia, Mississippi State, Tennessee), the first Wildcat to do that since Anthony White in 1998…Recorded a career-high 13 catches, for 166 yards, including one touchdown, vs. Tennessee…Caught a team-high 12 passes at No. 1 Georgia, including a one-yard touchdown catch...His 12 receptions are the most for a UK player vs. a No. 1-ranked opponent in school history.
- As a sophomore at Nebraska in 2020, started all 8 games…Led the Huskers with 51 catches, 461 receiving yards and 696 all-purpose yards…Earned honorable mention All-Big Ten honors from the conference coaches.
- In 2019, played in 10 games with 4 starts – 3 at wide receiver and one at running back…Named a 2nd-team freshman All-American, an honorable-mention All-Big Ten selection, and was a 2-time Big Ten Freshman of the Week…One of 4 finalists for the Paul Hornung Award, given to the nation's most versatile player…Caught 40 passes for 443 yards and 2 touchdowns while rushing for 340 yards and 3 scores...The 40 catches and 443 receiving yards were the most by a true freshman in Nebraska history.

OFF-THE-FIELD ACTIVITY

- Co-founder of the Wanda Joyce Robinson Foundation, a foundation he started with his father, which takes a holistic approach to breaking the generational cycle of incarceration…Attended The Giants Foundation Golf Classic which raised over $400,000 for The Giants Foundation…Visited schools that participate in the New York City Police Foundation's Far Rockaway Giants youth program and led a flag football clinic with the police officers for the boys in the program…Partnered with the American Heart Association to host a virtual Play 60 conversation with students across the tri-state area to encourage them to be active for 60 minutes a day and create healthy habits…Assisted Eva's Village staff to prepare and serve meals for those in need for Thanksgiving…Met with members from the Wounded Warriors Project during their visit at the Quest Diagnostic Training Facility to watch practice and enjoy a day with the Giants.

PERSONAL

» Communication major…State's consensus top player as a senior at Western Hills High School in Frankfort, Ky, where he totaled 8,582 scrimmage yards (6,795 rushing and 1,787 receiving) and 118 offensive touchdowns…His 781 career points rank No. 2 in Kentucky history…After serving as a backup as a freshman on varsity, Robinson rushed for 2,014 yards and 28 touchdowns as a sophomore, adding 28 receptions for 434 yards and 3 touchdowns…As a junior, he rushed for 2,330 yards and 33 touchdowns and caught 25 passes for 343 yards and 6 scores…In his senior season, Robinson earned Kentucky's Mr. Football and the Gatorade Kentucky Player of the Year after finishing with 1,973 rushing yards, 725 receiving yards and 47 total touchdowns (30 rushing, 11 receiving, 2 punt returns, 2 touchdown passes, one interception and one fumble recovery)…On defense, Robinson accounted for 113 tackles, 12.0 tackles for loss, and 3 interceptions as a senior… One of 5 finalists for the 2019 All-American Bowl Player-of-the-Year award, which is presented annually to the nation's most outstanding high school senior…Also lettered in track as a junior and participated in relays…Son of Victoria Davis and Dale Robinson…His dad played football at Western Kentucky…Has one younger sister, Eliza.

WAN'DALE ROBINSON'S NFL REGULAR SEASON RUSHING/RECEIVING STATISTICS

				RECEIVING					RUSHING				
DATE	TEAM	GP	GS	NO.	YDS.	AVG.	LG	TD	NO.	YDS.	AVG.	LG	TD
2022	N.Y. Giants	6	3	23	227	9.9	19	1	2	-1	-0.5	4	0
2023	N.Y. Giants	5	1	23	163	7.1	22	0	2	8	4.0	7	0
NFL TOTALS		**11**	**4**	**46**	**390**	**8.5**	**22**	**1**	**4**	**7**	**1.8**	**7**	**0**

SINGLE-GAME HIGHS: RUSHING/RECEIVING

Longest Runs
7 vs. Seattle Seahawks, Oct 02, 2023
4 vs. Detroit Lions, Nov 20, 2022
1 at Miami Dolphins, Oct 08, 2023

Receptions
9 vs. Detroit Lions, Nov 20, 2022
8 at Buffalo Bills, Oct 15, 2023
6 at Jacksonville Jaguars, Oct 23, 2022
5 at Miami Dolphins, Oct 08, 2023
5 vs. Seattle Seahawks, Oct 02, 2023

Receiving Yards
100 vs. Detroit Lions, Nov 20, 2022
62 at Buffalo Bills, Oct 15, 2023
50 at Jacksonville Jaguars, Oct 23, 2022
40 vs. Seattle Seahawks, Oct 02, 2023
37 vs. Baltimore Ravens, Oct 16, 2022

Receiving Average
12.3 vs. Baltimore Ravens, Oct 16, 2022
11.1 vs. Detroit Lions, Nov 20, 2022
8.3 at Jacksonville Jaguars, Oct 23, 2022
8.0 vs. Seattle Seahawks, Oct 02, 2023
7.8 at Buffalo Bills, Oct 15, 2023

Longest Receptions
22 vs. Washington Commanders, Oct 22, 2023
19 vs. Detroit Lions, Nov 20, 2022
19 vs. Detroit Lions, Nov 20, 2022
18 vs. Detroit Lions, Nov 20, 2022
17 at Jacksonville Jaguars, Oct 23, 2022
...1 more at 17.

Receiving TDs
1 vs. Baltimore Ravens, Oct 16, 2022

All-Purpose Yards
104 vs. Detroit Lions, Nov 20, 2022
62 at Buffalo Bills, Oct 15, 2023
50 at Jacksonville Jaguars, Oct 23, 2022
47 vs. Seattle Seahawks, Oct 02, 2023
37 vs. Baltimore Ravens, Oct 16, 2022

Most TDs
1 vs. Baltimore Ravens, Oct 16, 2022

100-YARD RECEIVING GAMES (1): REGULAR SEASON

DATE	TEAM	NO.	YDS.	AVG.	LG	TD
11/20/22	DETROIT	9	100	11.1	19	0

2022 GAME-BY-GAME REGULAR-SEASON STATISTICS (N.Y. GIANTS)

			RECEIVING					RUSHING						
DATE	OPPONENT	P/S	NO.	YDS.	AVG.	LG	TD	NO.	YDS.	AVG.	LG	TD	W/L/T	SCORE
09/11	at Tennessee	P	1	5	5.0	5	0	0	0	0.0	0	0	W	21-20
09/18	Carolina					ON INACTIVE LIST							W	19-16
09/26	Dallas					ON INACTIVE LIST							L	16-23
10/02	Chicago					ON INACTIVE LIST							W	20-12
10/09	at Green Bay					ON INACTIVE LIST							W	27-22
10/16	Baltimore	P	3	37	12.3	17	1	0	0	0.0	0	0	W	24-20
10/23	at Jacksonville	P	6	50	8.3	17	0	0	0	0.0	0	0	W	23-17
10/30	at Seattle	S	2	15	7.5	9	0	0	0	0.0	0	0	L	13-27
11/13	Houston	S	2	20	10.0	11	0	1	-5	-5.0	-5	0	W	24-16
11/20	Detroit	S	9	100	11.1	19	0	1	4	4.0	4	0	L	18-31
11/24	at Dallas					INJURED RESERVE							L	20-28
12/04	Washington					INJURED RESERVE							T	20-20
12/11	Philadelphia					INJURED RESERVE							L	22-48
12/18	at Washington					INJURED RESERVE							W	20-12
12/24	at Minnesota					INJURED RESERVE							L	24-27
01/01	Indianapolis					INJURED RESERVE							W	38-10
01/08	at Philadelphia					INJURED RESERVE							L	16-22
2022 TOTALS		**6-3**	**23**	**227**	**9.9**	**19**	**1**	**2**	**-1**	**-0.5**	**4**	**0**	**9-7-1**	

2023 GAME-BY-GAME REGULAR-SEASON STATISTICS (N.Y. GIANTS)

			RECEIVING					RUSHING						
DATE	OPPONENT	P/S	NO.	YDS.	AVG.	LG	TD	NO.	YDS.	AVG.	LG	TD	W/L	SCORE
09/10	Dallas					ON INACTIVE LIST							L	0-40
09/17	at Arizona					ON INACTIVE LIST							W	31-28
09/21	at San Francisco	P	4	21	5.3	8	0	0	0	0.0	0	0	L	12-30
10/02	Seattle	P	5	40	8.0	12	0	1	7	7.0	7	0	L	3-24
10/08	at Miami	S	5	18	3.6	7	0	1	1	1.0	1	0	L	16-31
10/15	at Buffalo	P	8	62	7.8	13	0	0	0	0.0	0	0	L	9-14
10/22	Washington	P	1	22	22.0	22	0	0	0	0.0	0	0	W	14-7
2023 TOTALS		**5-1**	**23**	**163**	**7.1**	**22**	**0**	**2**	**8**	**4.0**	**7**	**0**	**2-5**	

2022 GAME-BY-GAME POSTSEASON STATISTICS (N.Y. GIANTS)

			RECEIVING					RUSHING						
DATE	OPPONENT	P/S	NO.	YDS.	AVG.	LG	TD	NO.	YDS.	AVG.	LG	TD	W/L	SCORE
01/15	at Minnesota					INJURED RESERVE							W	31-24
01/21	at Philadelphia					INJURED RESERVE							L	7-38
2022 TOTALS		**0-0**	**0**	**0**	**0.0**	**0**	**0**	**0**	**0**	**0.0**	**0**	**0**	**1-1**	



JOHN MICHAEL SCHMITZ JR.

C

61

HEIGHT: 6-4
WEIGHT: 320
COLLEGE: MINNESOTA
HOW ACQUIRED: D2-'23
NFL EXP.: R
GIANTS EXP.: R

TRANSACTIONS

» Originally a 2nd-round (57th pick overall) draft choice by the Giants in 2023.

2023 SEASON HIGHLIGHTS

» Has started 4 games at center for the Giants...Is 1 of 2 rookie centers to start 4 games...Was 1 of only 10 rookie offensive linemen to start the 1st 4 games of the season.

CAREER HIGHLIGHTS

» Spent 6 seasons at Minnesota, a redshirt year in 2017 and 5 on the field…Played in 57 games with 35 starts and started all 31 games in which he played in his final 3 seasons…Academic All-Big Ten in 5 consecutive seasons (2018-22)…Schmitz was the 5th Gopher ever to be both an All-American for his play on the field and an Academic All-American, joining Bob Hobert (1956), Bob Stein (1968), Greg Eslinger (2004, 2005), and Maxx Williams (2014).
» In 2022, started all 12 regular-season games at center…Opted out of the Pinstripe Bowl and accepted an invitation to the Senior Bowl…Selected AP and FWAA first-team All-America…Voted first-team All-Big Ten by coaches and media…Blocked for an offense that rushed for 2,698 yards and 33 touchdowns and passed for 2,369 yards and 12 scores…The Gophers gained at least 400 yards in 5 games, including a season-high 679 yards vs. Western Illinois.
» In 2021, started all 13 games at center…Selected 2nd-team All-Big Ten by the conference coaches and 3rd team by the media…Blocked for an offense that totaled 4,681 yards and averaged 25.5 points a game. Helped the offense produce 31 points and 408 total yards vs. Ohio State.
» In the abbreviated 2020 season, started 6 games at center…Did not play at Nebraska…Blocked for an offense that totaled 2,738 yards and averaged 27.3 points per game, including 541 yards and 41 points at Illinois.
» In 2019, played in 13 games, including his first 4 career starts…Received the school's RTB Trust Award…Blocked for an offense that totaled 5,616 yards (3rd-most in school history), a school-record 3,293 passing yards, 294 first downs and 443 points (both 2nd-most)…Made his first career start at center vs. Nebraska and helped the Gophers rush for 322 yards and 4 touchdowns…Started at center and protected for an offense that gained 494 yards and did not allow a sack vs. Auburn in the Outback Bowl.
» As a redshirt freshman in 2018, played in all 13 games, primarily on special teams…Made his collegiate debut vs. New Mexico State.
» Redshirted in 2017.

PERSONAL

» Graduated with a degree in sport management…Grew up on the South Side of Chicago…Initially attended Marian Catholic High School in Chicago Heights, where he played defensive end on the freshman team…As a sophomore, Schmitz moved up to varsity and was a 2-way starter on the offensive and defensive lines…Seeking to play for a larger program, he transferred to Homewood-Flossmoor High School in Flossmoor, Ill…Started at left tackle his junior and senior seasons when the Vikings were 20-3 and averaged more than 40 points a game…As a senior, named IHSFCA 8A all-state and earned all-state honors from the Champaign-Urbana News-Gazette and Chicago Tribune…Selected to the Southwestern Suburban all-conference team…Also lettered in wrestling…Originally committed to play for coach P.J. Fleck at Western Michigan…When Fleck was named the coach at Minnesota, Schmitz, who never visited the Minnesota campus but had a strong desire to play in the Big Ten, was one of several recruits to follow Fleck to Minneapolis…Son of John and Deborah Schmitz…Has 2 older sisters (Gabrielle and Hannah) and one younger brother (Jack).

JOHN MICHAEL SCHMITZ JR.'S NFL REGULAR SEASON STATISTICS

DATE	TEAM	GP	GS
2023	N.Y. Giants	4	4
NFL TOTALS		**4**	**4**

2023 GAME-BY-GAME REGULAR-SEASON STATISTICS (N.Y. GIANTS)

DATE	OPPONENT	P/S		W/L	SCORE
09/10	Dallas	S		L	0-40
09/17	at Arizona	S		W	31-28
09/21	at San Francisco	S		L	12-30
10/02	Seattle	S		L	3-24
10/08	at Miami		ON INACTIVE LIST	L	16-31
10/15	at Buffalo		ON INACTIVE LIST	L	9-14
10/22	Washington		ON INACTIVE LIST	W	14-7
2023 TOTALS		**4-4**		**2-5**	



STERLING SHEPARD

WR

3

HEIGHT: 5-10
WEIGHT: 198
COLLEGE: OKLAHOMA
HOW ACQUIRED: D2-'16
NFL EXP.: 8TH YEAR
GIANTS EXP.: 8TH YEAR

TRANSACTIONS

» Originally a 2nd-round draft choice (40th pick overall) by the Giants in 2016...Re-signed by the Giants on March 15, 2023.

CAREER HIGHLIGHTS

» Has played in 81 regular-season games with 72 starts for the Giants and started the only postseason game in which he played…Regular-season totals include 365 catches for 4,061 yards (11.1-yard avg.), and 22 touchdowns...The 365 catches place him 8th in franchise history, 4 behind Frank Gifford...Shepard is 16th on the Giants' career list in receiving yardage; Jeremy Shockey is 15th with 4,228…With 22 touchdown receptions, Shepard is tied with Bob Tucker for 20th in Giants history…Shepard's 10 100-yard games tie him for the 9th-most on the team's all-time list with Plaxico Burress and Lionel Manuel…Has 23 rushing attempts for 180 yards (7.8-yard avg.) and one touchdown.

» In 2022, played in 3 games with 2 starts for the Giants before spending the remainder of the season on injured reserve…Totaled 13 receptions for 154 yards (11.8-yard avg.) and one touchdown…Returned from a torn Achilles tendon at Tennessee (9/11), catching 2 passes for 71 yards, including a 65-yard touchdown reception that was the Giants' longest completion of the season…Started and had 6 catches for 34 yards vs. Carolina (9/18).

» Caught 5 passes for 49 yards in a Monday Night Football start vs. Dallas (9/26)…Suffered a torn ACL in the 4th quarter and spent the remainder of the season on injured reserve.

» In 2021, played in 7 games with 6 starts and totaled 36 receptions for 366 yards and one touchdown…Produced his 10th career 100-yard game when he caught 8 passes for 113 yards, including a 37-yard touchdown, vs. Denver (9/12)…Shepard was the 5th Giants player since 1987 with at least 100 receiving yards and one touchdown in a Week 1 game.

» Tallied 9 receptions for 94 yards at Washington (9/16)…Inactive at New Orleans (10/3), at Dallas (10/10) and vs. Carolina (10/24) with a hamstring injury…Caught a season-high 10 passes for 76 yards vs. the Rams (10/17), his 4th career game with at least 10 catches.

» Inactive from Nov. 7-Dec. 5 with a quad injury…Caught 2 passes for 15 yards vs. Dallas (12/19), before suffering a torn Achilles tendon…Placed on injured reserve the following day.

» In 2020, started all 12 games in which he played…Inactive from Sept. 27-Oct. 18 with a toe injury suffered at Chicago (9/20)…Shepard led the Giants and tied his career high with 66 catches – the 3rd season he finished with 65 or 66 – was 2nd with 656 yards and tied Darius Slayton for the team lead with 3 touchdown catches…Tied his career high with 6 rushing attempts for 49 yards, including a 23-yard touchdown vs. Dallas (1/3) that was his first career score on the ground…It was the longest run by a Giants wide receiver since Dec. 29, 2013, when Jerrell Jernigan ran for a 49-yard touchdown in a victory vs. Washington in MetLife Stadium…Shepard was the 10th NFL wide receiver to rush for a touchdown in 2020.

» In the season finale vs. the Cowboys, Shepard had game-high totals of 8 receptions for 112 yards, his 9th career 100-yard game and first of the season…No other Giants player had more than 2 catches in the game…The yardage total was Shepard's highest since he had 113 yards at Indianapolis on Dec. 23, 2018…Shepard scored the Giants' 2nd touchdown on a 10-yard pass from Jones for the first 2-touchdown game of his career…Shepard was the first Giants player with a rushing and receiving touchdown in the same game since Dec. 22, 2019, when Saquon Barkley scored on a 67-yard run and a 33-yard catch in an overtime victory at Washington.

» Shepard had a season-high 9 catches, for 77 yards, including a 3-yard touchdown, at Baltimore (12/27)…Caught 7 passes for 64 yards at Cincinnati (11/29) and had 8 receptions for 74 yards vs. Tampa Bay (11/2).

» In his first action after missing 4 games, Shepard caught 6 passes for 59 yards, including a season-long 29-yarder and a 2-yard touchdown, at Philadelphia (10/22)…Opened the season with 6 catches for 47 yards vs. Pittsburgh (9/14).

» In 2019, Shepard started all 10 games in which he played…Missed 6 games with a concussion, including 5 in a row from Oct. 10-Nov.10…Played in each of the season's final 6 games…Led the Giants with 57 catches…His 576 receiving yards were 3rd on the team and his 3 touchdown catches tied him with tight ends Evan Engram and Kaden Smith for 3rd.

» Shepard joined Darius Slayton, Golden Tate and Engram as Giants with at least 100 receiving yards in a game. It was the first season in which they had 4 players do that since 2012, when the 100-yard receivers were Hakeem Nicks, Victor Cruz, Domenik Hixon and Ramses Barden

» Shepard had season-high totals of 9 catches for 111 yards vs. Miami (12/15)…Finished with 100 yards on 7 receptions, including a season-long 36-yarder, at Tampa Bay (9/22)…Shepard scored touchdowns at the Buccaneers (7 yards), vs. Green Bay (18 yards on 12/1) and at Washington (23 yards on 12/22).

» Shepard's 6 rushing attempts and 72 yards on the season were both career highs…He had the Giants' longest run in 2 consecutive games with 19 yards at Tampa Bay(9/22) and 23 yards vs. Washington (9/29)…He was the first wideout to have the team's longest rush in successive games since Chris Calloway did it 3 games in a row from Nov. 13-27, 1994.

» In 2018, Shepard started all 16 games for the 2nd time in his first 3 seasons…Finished with career-high totals of 66 receptions and 872 yards and scored 4 touchdowns…Added 3 rushing attempts for 33 yards.

» Scored his first touchdown on a 7-yard reception at Houston (9/23)…Caught a season-high 10 passes, for 77 yards, including a 2-yard touchdown, vs. New Orleans (9/30)…Had 5 receptions for a career-high 167 yards at Atlanta (10/22), including a 58-yarder that was the Giants' longest

completion of the season…Odell Beckham, Jr. added 8 catches for 143 yards…It was the first game in which the Giants had 2 receivers gain at least 100 yards apiece since Dec. 28, 2014, when Beckham finished with 185 yards and a touchdown on 12 catches, and Rueben Randle had 158 yards on 6 receptions…Shepard had receptions of 53 and 58 yards to become the first Giants player with 2 catches of at least 53 yards in a game since Oct. 16, 2016, when Beckham had receptions of 75 and 66 yards vs. Baltimore.

- Shepard caught the game-winning 3-yard touchdown pass with 53 seconds remaining in the 4th quarter at San Francisco (11/12)…Scored on a 3-yard reception at Washington (12/9)…Tallied 6 receptions for 113 yards at Indianapolis (12/23)…Shepard's 90 first-quarter receiving yards vs. Indianapolis were the most by a Giants player since Beckham had 98 in the opening period at Tennessee on Dec. 7, 2014.
- In 2017, Shepard played in 11 games with 10 starts…Led the Giants' wide receivers with 59 catches for a team-high 731 yards…Scored 2 touchdowns…Missed 2 games with an ankle injury, 2 with an illness, and the season finale with a neck injury.
- Shepard twice set his career high with 11 receptions and had the Giants' only three 100-yard receiving games of the season…Had 11 catches for a career-high 142 yards at San Francisco (11/12) and 11 receptions for 139 yards vs. Philadelphia (12/17)…Shepard's 11-catch game vs. the 49ers was the first by a Giants player since Beckham had 11 at Philadelphia on Dec. 22, 2016…Shepard also caught 7 passes for 133 yards at Philadelphia (9/24).
- Shepard scored both of his touchdowns on long catch-and-runs vs. Philadelphia: a career-long 77-yard reception in Lincoln Financial Field (9/24), and a 67-yarder in MetLife Stadium (12/17).
- As a rookie in 2016, Shepard started all 16 regular-season games and the NFC Wild Card Game…It was the 2nd consecutive season the Giants' 2nd-round draft choice started every game; safety Landon Collins did it in 2015 (defensive tackle Dalvin Tomlinson made it 3 in a row in 2017)…Shepard was the Giants' first offensive rookie to start every game of his rookie season since Justin Pugh started every game at right tackle in 2013…He was the first rookie wide receiver to start every game for the Giants since Bobby Johnson in 1984, and the first in the NFL since Buffalo's Sammy Watkins in 2014.
- Shepard finished 2nd on the team with 65 catches for 683 yards and 8 touchdowns…Caught at least 2 passes in every game except the victory at Cleveland (11/27), where he did not have a reception…Shepard placed 2nd among NFL rookies in all 3 major statistical categories, trailing only New Orleans' Michael Thomas, who had 92 catches for 1,137 yards and 9 scores.
- Shepard had one of the finest seasons by a rookie pass-catcher in Giants history:

Most Receptions/Giants Rookie

Saquon Barkley**	2018	91
Odell Beckham, Jr.	2014	91
Jeremy Shockey*	2002	74
Sterling Shepard	**2016**	**65**
Evan Engram*	2017	64
Bobby Johnson	1984	48
Darius Slayton	2019	48

Most Receiving Yards/Giants Rookie

Odell Beckham, Jr.	2014	1,305
Jeremy Shockey*	2002	894
Bobby Johnson	1984	795
Hakeem Nicks	2009	790
Darius Slayton	2019	740
Evan Engram*	2017	722
Saquon Barkley**	2018	721
Sterling Shepard	**2016**	**683**

Most Touchdown Receptions/Giants Rookie

Odell Beckham, Jr.	2014	12
Bill Swiacki	1948	10
Sterling Shepard	**2016**	**8**
Darius Slayton	2019	8
Ken MacAfee	1954	8
Bobby Johnson	1984	7
Hakeem Nicks	2009	6
Evan Engram*	2017	6

*Tight End
**Running Back

- Shepard caught 3 passes for 43 yards, including a 9-yard touchdown, in his NFL debut at Dallas (9/11)…He was the first Giants player to catch a touchdown pass in his first game since Beckham on Oct. 5, 2014.
- Had season-high totals of 8 receptions for 117 yards vs. New Orleans (9/18) and followed with 5 catches for 73 yards and a 23-yard touchdown vs. Washington (9/25).
- Shepard was the first player in Giants history to score a touchdown and have more than 100 receiving yards in a game in his first 3 NFL games and was the first NFL player to do it since Pittsburgh's Martavis Bryant in 2014.
- In a 27-23 victory vs. Philadelphia (11/6), Shepard caught 3 passes for 50 yards, including a 32-yard touchdown, and rookie free agent Roger Lewis, Jr. had a 30-yard touchdown reception…It was the first time the Giants had 2 rookie wide receivers with touchdown catches in the same game since Oct. 5, 1987 when Lewis Bennett and Reggie McGowan accomplished the feat in a strike replacement game vs. San Francisco...Excluding replacement games, it had last happened on 12, 1954, when Ken MacAfee and Bob Topp did it at Philadelphia.
- With Victor Cruz sidelined with an ankle injury, the Giants started rookie wide receivers Shepard and Lewis in a Monday night game vs. Cincinnati (11/14)…They were the first pair of rookie wideouts to start for the Giants since Dec. 15, 1984, when Bobby Johnson and Lionel Manuel started the

regular-season finale vs. New Orleans.

» Shepard had 4 receptions for 56 yards and a 6-yard touchdown vs. Detroit (12/18), and 7 catches for 61 yards and his 8th score of the season on a 13-yard pass at Philadelphia (12/22)…Had 4 catches for 63 yards in his postseason debut in the NFC Wild Card Game at Green Bay (1/8).

COLLEGE

» In 4 seasons at Oklahoma, Shepard played in 50 games with 41 starts…Started all 37 games in his final 3 seasons…Career totals included 233 receptions for 3,482 yards (14.9-yard avg.) and 26 touchdowns, with a long catch of 75 yards…Also returned 30 punts for a 7.3-yard average with a long runback of 27 yards…His career receptions (233) and receiving yards (3,482) each rank 2nd in Oklahoma history...He is tied for 4th in school history in career touchdown receptions (26) and is 4th in 100-yard receiving games (12)…Ranks 3rd in OU history in single-season receptions (86 as a senior)…Shares the school record for single-game receptions (15 vs. Kansas State as a junior)…Also had a 14-catch game vs. Baylor as a senior.

» As a senior in 2015, he was a semifinalist for the Biletnikoff Award, given to the nation's top wide receiver...Named to All-Big 12 first team by the league's coaches…Started all 13 games at receiver and also served as team's primary punt returner...Caught a career-high 86 passes for 1,288 yards (15.0-yard avg.) and 11 touchdowns, with a long catch of 74 yards...Also returned 30 punts for 148 yards, a 7.9-yard average, with a long of 27 yards…In 2014, was named to All-Big 12 first team by league's…Semifinalist for Biletnikoff Award...Started all 12 games and finished with 51 receptions for 970 yards and 5 touchdowns, with a long catch of 75 yards…Also returned 11 punts for 73 yards (6.6-yard avg.)…Tied school record with 15 receptions and tallied 197 receiving yards and a touchdown vs. Kansas State (10/18)...In 2013, started all 12 games in which he played…Did not play vs. Iowa State (11/16) due to injury...Concluded the season with 51 catches for 603 yards and 7 touchdowns with a long reception of 57 yards…As a freshman in 2012, he played in all 13 games with 4 starts...His 621 receiving yards were the 3rd-highest total by an Oklahoma freshman, while his 45 receptions ranked 4th all-time among the school's freshmen.

OFF-THE-FIELD ACTIVITY

» Partnered with the American Heart Association to host a virtual Play 60 conversation with students across the tri-state area to encourage them to be active for 60 minutes a day and create healthy habits… Surprised London Robinson with the news that he was named the 2022 Heart of a Giant winner at his school St. Peter's Prep in Jersey City, N.J.…Attended The Giants Foundation Golf Classic which raised over $400,000 for The Giants Foundation…Met with members from the Wounded Warriors Project during their visit at the Quest Diagnostic Training Facility to watch practice and enjoy a day with the Giants…Joined members from HicksStrong, an organization that provides mental health services for veterans and active military members, to participate in a Hug Mug event at the Quest Diagnostic Training Facility to paint mugs for military members…Hosted a virtual conversation with all 11 Heart of a Giant finalists to hear their stories and share his own experiences…Represented the Alzheimer's Association and American Heart Association to honor his father who passed away from a heart attack and his grandmother who passed away from Alzheimer's during week 13 of the NFL's My Cause My Cleats initiative.

PERSONAL

» Has 2 daughters, Cali Clay and Cassie Snow…Parents are Cheri and the late Derrick Shepard...At Oklahoma, he wore the same jersey number (3) as his late father, who lettered at OU as wide receiver from 1983-86...In 2021, he switched his Giants jersey number from 87 to 3 when the NFL revised its jersey number policy…Graduated with a degree in arts & sciences planned program...Named to Academic All-Big 12 first team as a senior…Rushed for 1,115 yards and caught 133 passes for 2,335 yards and 38 touchdowns in his career at Heritage Hall High School in Okla…Finished with 5,148 career all-purpose yards…As a senior, carried the ball 28 times for 303 yards and 8 touchdowns, and caught 73 passes for 1,243 yards and 17 touchdowns…Selected to the Under Armour All-American Game.

STERLING SHEPARD'S NFL REGULAR SEASON RUSHING/RECEIVING STATISTICS

				RECEIVING					RUSHING				
DATE	TEAM	GP	GS	NO.	YDS.	AVG.	LG	TD	NO.	YDS.	AVG.	LG	TD
2016	N.Y. Giants	16	16	65	683	10.5	32t	8	3	31	10.3	22	0
2017	N.Y. Giants	11	10	59	731	12.4	77t	2	4	4	1.0	12	0
2018	N.Y. Giants	16	16	66	872	13.2	58	4	3	33	11.0	27	0
2019	N.Y. Giants	10	10	57	576	10.1	36	3	6	72	12.0	23	0
2020	N.Y. Giants	12	12	66	656	9.9	29	3	6	49	8.2	23t	1
2021	N.Y. Giants	7	6	36	366	10.2	37t	1	1	-9	-9.0	-9	0
2022	N.Y. Giants	3	2	13	154	11.8	65t	1	0	0	0.0	0	0
2023	N.Y. Giants	7	1	4	26	6.5	13	0	0	0	0.0	0	0
NFL TOTALS		**82**	**73**	**366**	**4,064**	**11.1**	**77T**	**22**	**23**	**180**	**7.8**	**27**	**1**

STERLING SHEPARD'S NFL POSTSEASON RUSHING/RECEIVING STATISTICS

				RECEIVING					RUSHING				
DATE	TEAM	GP	GS	NO.	YDS.	AVG.	LG	TD	NO.	YDS.	AVG.	LG	TD
2016	N.Y. Giants	1	1	4	63	15.8	26	0	0	0	0.0	0	0
2022	N.Y. Giants	0	0	0	0	0.0	0	0	0	0	0.0	0	0
NFL TOTALS		**1**	**1**	**4**	**63**	**15.8**	**26**	**0**	**0**	**0**	**0.0**	**0**	**0**

SINGLE-GAME HIGHS: RUSHING/RECEIVING

Rush Attempts
2 vs. Dallas Cowboys, Jan 03, 2021
2 at Tampa Bay Buccaneers, Sep 22, 2019
2 vs. Detroit Lions, Sep 18, 2017
1 at Washington Football Team, Sep 16, 2021
...16 more at 1.

Rushing Yards
27 at San Francisco 49ers, Nov 12, 2018
24 vs. Dallas Cowboys, Jan 03, 2021
23 vs. Washington Redskins, Sep 29, 2019
22 at Chicago Bears, Nov 24, 2019
22 at Cleveland Browns, Nov 27, 2016

Longest Runs
27 at San Francisco 49ers, Nov 12, 2018
23t vs. Dallas Cowboys, Jan 03, 2021
23 vs. Washington Redskins, Sep 29, 2019
22 at Chicago Bears, Nov 24, 2019
22 at Cleveland Browns, Nov 27, 2016

Rushing TDs
1 vs. Dallas Cowboys, Jan 03, 2021

Receptions
11 vs. Philadelphia Eagles, Dec 17, 2017
11 at San Francisco 49ers, Nov 12, 2017
10 vs. Los Angeles Rams, Oct 17, 2021
10 vs. New Orleans Saints, Sep 30, 2018
9 at Washington Football Team, Sep 16, 2021
...2 more at 9.

Receiving Yards
167 at Atlanta Falcons, Oct 22, 2018
142 at San Francisco 49ers, Nov 12, 2017
139 vs. Philadelphia Eagles, Dec 17, 2017
133 at Philadelphia Eagles, Sep 24, 2017
117 vs. New Orleans Saints, Sep 18, 2016

Receiving Average
33.4 at Atlanta Falcons, Oct 22, 2018
19.0 at Philadelphia Eagles, Sep 24, 2017
18.8 at Indianapolis Colts, Dec 23, 2018
18.8 at Carolina Panthers, Oct 07, 2018
18.7 at Oakland Raiders, Dec 03, 2017

Longest Receptions
77t at Philadelphia Eagles, Sep 24, 2017
67t vs. Philadelphia Eagles, Dec 17, 2017
65t at Tennessee Titans, Sep 11, 2022
58 at Atlanta Falcons, Oct 22, 2018
55 at Indianapolis Colts, Dec 23, 2018

Receiving TDs
1 at Tennessee Titans, Sep 11, 2022
1 vs. Denver Broncos, Sep 12, 2021
1 vs. Dallas Cowboys, Jan 03, 2021
...19 more at 1.

All-Purpose Yards
167 at Atlanta Falcons, Oct 22, 2018
142 at San Francisco 49ers, Nov 12, 2017
139 vs. Philadelphia Eagles, Dec 17, 2017
136 vs. Dallas Cowboys, Jan 03, 2021
133 at Philadelphia Eagles, Sep 24, 2017

Kickoff Return Yards
27 at Carolina Panthers, Oct 07, 2018

Fair Catches
2 vs. Washington Commanders, Oct 22, 2023

Punt Return Yards
10 vs. Washington Commanders, Oct 22, 2023

Longest Punt Return
5 vs. Washington Commanders, Oct 22, 2023
5 vs. Washington Commanders, Oct 22, 2023

Punt Returns
3 vs. Washington Commanders, Oct 22, 2023

Punt Return Average
3.3 vs. Washington Commanders, Oct 22, 2023

Most TDs
2 vs. Dallas Cowboys, Jan 03, 2021
1 at Tennessee Titans, Sep 11, 2022
1 vs. Denver Broncos, Sep 12, 2021
1 at Baltimore Ravens, Dec 27, 2020
...18 more at 1.

Miscellaneous Tackles
2 vs. Los Angeles Rams, Oct 17, 2021
1 vs. Dallas Cowboys, Dec 19, 2021
1 vs. Tampa Bay Buccaneers, Nov 02, 2020
1 vs. Miami Dolphins, Dec 15, 2019
...7 more at 1.

SINGLE-GAME HIGHS - POSTSEASON: RECEIVING

Receptions
4 at Green Bay Packers, Jan 08, 2017

Receiving Yards
63 at Green Bay Packers, Jan 08, 2017

Receiving Average
15.8 at Green Bay Packers, Jan 08, 2017

Longest Receptions
26 at Green Bay Packers, Jan 08, 2017
15 at Green Bay Packers, Jan 08, 2017
13 at Green Bay Packers, Jan 08, 2017
9 at Green Bay Packers, Jan 08, 2017

All-Purpose Yards
63 at Green Bay Packers, Jan 08, 2017

100-YARD RECEIVING GAMES (10): REGULAR SEASON

DATE	TEAM	NO.	YDS.	AVG.	LG	TD
09/18/16	NEW ORLEANS	8	117	14.6	32	0
09/24/17	at Philadelphia	7	133	19.0	77t	1
11/12/17	at San Francisco	11	142	12.9	26	0
12/17/17	PHILADELPHIA	11	139	12.6	67t	1
10/22/18	at Atlanta	5	167	33.4	58	0
12/23/18	at Indianapolis	6	113	18.8	55	0
09/22/19	at Tampa Bay	7	100	14.3	36	1
12/15/19	MIAMI	9	111	12.3	24	0
01/03/21	DALLAS	8	112	14.0	21	1
09/12/21	DENVER	7	113	16.1	37t	1

2016 GAME-BY-GAME REGULAR-SEASON STATISTICS (N.Y. GIANTS)

			RECEIVING					RUSHING						
DATE	OPPONENT	P/S	NO.	YDS.	AVG.	LG	TD	NO.	YDS.	AVG.	LG	TD	W/L	SCORE
09/11	at Dallas	S	3	43	14.3	20	1	0	0	0.0	0	0	W	20-19
09/18	New Orleans	S	8	117	14.6	32	0	0	0	0.0	0	0	W	16-13
09/25	Washington	S	5	73	14.6	23t	1	0	0	0.0	0	0	L	27-29
10/03	at Minnesota	S	4	30	7.5	12	0	0	0	0.0	0	0	L	10-24
10/09	at Green Bay	S	2	14	7.0	10	0	0	0	0.0	0	0	L	16-23
10/16	Baltimore	S	4	25	6.3	10	0	0	0	0.0	0	0	W	27-23
10/23	at L.A. Rams	S	5	32	6.4	11	0	0	0	0.0	0	0	W	17-10
11/06	Philadelphia	S	3	50	16.7	32t	1	0	0	0.0	0	0	W	28-23
11/14	Cincinnati	S	5	42	8.4	13	1	0	0	0.0	0	0	W	21-20
11/20	Chicago	S	5	50	10.0	15t	1	0	0	0.0	0	0	W	22-16
11/27	at Cleveland	S	0	0	0.0	0	0	1	22	22.0	22	0	W	27-13
12/04	at Pittsburgh	S	4	21	5.3	10	1	0	0	0.0	0	0	L	14-24
12/11	Dallas	S	3	39	13.0	17	0	0	0	0.0	0	0	W	10-7
12/18	Detroit	S	4	56	14.0	23	1	0	0	0.0	0	0	W	17-6
12/22	at Philadelphia	S	7	61	8.7	13t	1	1	2	2.0	2	0	L	19-24
01/01	at Washington	S	3	30	10.0	14	0	1	7	7.0	7	0	W	19-10
2016 TOTALS		**16-16**	**65**	**683**	**10.5**	**32T**	**8**	**3**	**31**	**10.3**	**22**	**0**	**11-5**	

2017 GAME-BY-GAME REGULAR-SEASON STATISTICS (N.Y. GIANTS)

			RECEIVING					RUSHING						
DATE	OPPONENT	P/S	NO.	YDS.	AVG.	LG	TD	NO.	YDS.	AVG.	LG	TD	W/L	SCORE
09/10	at Dallas	S	7	44	6.3	12	0	1	6	6.0	6	0	L	3-19
09/18	Detroit	S	2	23	11.5	12	0	2	7	3.5	12	0	L	10-24
09/24	at Philadelphia	S	7	133	19.0	77t	1	0	0	0.0	0	0	L	24-27
10/01	at Tampa Bay	P	5	54	10.8	19	0	0	0	0.0	0	0	L	23-25
10/08	L.A. Chargers	S	1	9	9.0	9	0	0	0	0.0	0	0	L	22-27
10/15	at Denver						INACTIVE						W	23-10
10/22	Seattle						INACTIVE						L	7-24
11/05	L.A. Rams	S	5	70	14.0	37	0	0	0	0.0	0	0	L	17-51
11/12	at San Francisco	S	11	142	12.9	26	0	0	0	0.0	0	0	L	21-31
11/19	Kansas City						INACTIVE						W	12-9+
11/23	at Washington						INACTIVE						L	10-20
12/03	at Oakland	S	3	56	18.7	47	0	0	0	0.0	0	0	L	17-24
12/10	Dallas	S	2	16	8.0	11	0	1	-9	-9.0	-9	0	L	10-30
12/17	Philadelphia	S	11	139	12.6	67t	1	0	0	0.0	0	0	L	29-34
12/24	at Arizona	S	5	45	9.0	10	0	0	0	0.0	0	0	L	0-23
12/31	Washington						INACTIVE						W	18-10
2017 TOTALS		**11-10**	**59**	**731**	**12.4**	**77T**	**2**	**4**	**4**	**1.0**	**12**	**0**	**3-13**	

+ - Overtime

2018 GAME-BY-GAME REGULAR-SEASON STATISTICS (N.Y. GIANTS)

			RECEIVING					RUSHING						
DATE	OPPONENT	P/S	NO.	YDS.	AVG.	LG	TD	NO.	YDS.	AVG.	LG	TD	W/L	SCORE
09/09	Jacksonville	S	5	48	9.6	16	0	0	0	0.0	0	0	L	15-20
09/16	at Dallas	S	3	24	8.0	14	0	0	0	0.0	0	0	L	13-20
09/23	at Houston	S	6	80	13.3	23	1	0	0	0.0	0	0	W	27-22
09/30	New Orleans	S	10	77	7.7	23	1	0	0	0.0	0	0	L	18-33
10/07	at Carolina	S	4	75	18.8	28	0	0	0	0.0	0	0	L	31-33
10/11	Philadelphia	S	3	37	12.3	20	0	0	0	0.0	0	0	L	13-34
10/22	at Atlanta	S	5	167	33.4	58	0	0	0	0.0	0	0	L	20-23
10/28	Washington	S	4	34	8.5	14	0	0	0	0.0	0	0	L	13-20
11/12	at San Francisco	S	2	9	4.5	6	1	1	27	27.0	27	0	W	27-23
11/18	Tampa Bay	S	2	22	11.0	18	0	0	0	0.0	0	0	W	38-35
11/25	at Philadelphia	S	4	37	9.3	18	0	0	0	0.0	0	0	L	22-25
12/02	Chicago	S	4	28	7.0	9	0	0	0	0.0	0	0	W	30-27+
12/09	at Washington	S	2	17	8.5	14	1	0	0	0.0	0	0	W	40-16
12/16	Tennessee	S	2	37	18.5	38	0	0	0	0.0	0	0	L	0-17
12/23	at Indianapolis	S	6	113	18.8	55	0	1	-3	-3.0	-3	0	L	27-28
12/30	Dallas	S	4	67	16.8	24	0	1	9	9.0	9	0	L	35-36
2018 TOTALS		**16-16**	**66**	**872**	**13.2**	**58**	**4**	**3**	**33**	**11.0**	**27**	**0**	**5-11**	

+ - Overtime

2019 GAME-BY-GAME REGULAR-SEASON STATISTICS (N.Y. GIANTS)

			RECEIVING					RUSHING						
DATE	OPPONENT	P/S	NO.	YDS.	AVG.	LG	TD	NO.	YDS.	AVG.	LG	TD	W/L	SCORE
09/08	at Dallas	S	6	42	7.0	11	0	0	0	0.0	0	0	L	17-35
09/15	Buffalo						INACTIVE						L	14-28
09/22	at Tampa Bay	S	7	100	14.3	36	1	2	21	10.5	19	0	W	32-31
09/29	Washington	S	7	76	10.9	23	0	1	23	23.0	23	0	W	24-3
10/06	Minnesota	S	5	49	9.8	18	0	1	-2	-2.0	-2	0	L	10-28
10/10	at New England						INACTIVE						L	14-35
10/20	Arizona						INACTIVE						L	21-27
10/27	at Detroit						INACTIVE						L	26-31
11/04	Dallas						INACTIVE						L	18-37
11/10	at N.Y. Jets						INACTIVE						L	27-34
11/24	at Chicago	S	5	15	3.0	6	0	1	22	22.0	22	0	L	14-19
12/01	Green Bay	S	3	40	13.3	18t	1	0	0	0.0	0	0	L	13-31
12/09	at Philadelphia	S	4	28	7.0	8	0	1	8	8.0	8	0	L	17-23+
12/15	Miami	S	9	111	12.3	24	0	0	0	0.0	0	0	W	36-20
12/22	at Washington	S	6	76	12.7	23t	1	0	0	0.0	0	0	W	41-35+
12/29	Philadelphia	S	5	39	7.8	17	0	0	0	0.0	0	0	L	17-34
2019 TOTALS		**10-10**	**57**	**576**	**10.1**	**36**	**3**	**6**	**72**	**12.0**	**23**	**0**	**4-12**	

+ - Overtime

2020 GAME-BY-GAME REGULAR-SEASON STATISTICS (N.Y. GIANTS)

			RECEIVING					RUSHING						
DATE	OPPONENT	P/S	NO.	YDS.	AVG.	LG	TD	NO.	YDS.	AVG.	LG	TD	W/L	SCORE
09/14	Pittsburgh	S	6	47	7.8	14	0	0	0	0.0	0	0	L	16-26
09/20	at Chicago	S	2	29	14.5	24	0	1	6	6.0	6	0	L	13-17
09/27	San Francisco						DID NOT PLAY						L	9-36
10/04	at L.A. Rams						DID NOT PLAY						L	9-17
10/11	at Dallas						DID NOT PLAY						L	34-37
10/18	Washington						DID NOT PLAY						W	20-19
10/22	at Philadelphia	S	6	59	9.8	29	1	0	0	0.0	0	0	L	21-22
11/02	Tampa Bay	S	8	74	9.3	20	0	0	0	0.0	0	0	L	23-25
11/08	at Washington	S	6	39	6.5	21	0	1	18	18.0	18	0	W	23-20
11/15	Philadelphia	S	6	47	7.8	27	0	0	0	0.0	0	0	W	27-17
11/29	at Cincinnati	S	7	64	9.1	16	0	1	4	4.0	4	0	W	19-17
12/06	at Seattle	S	1	22	22.0	22	0	0	0	0.0	0	0	W	17-12
12/13	Arizona	S	3	35	11.7	24	0	0	0	0.0	0	0	L	7-26
12/20	Cleveland	S	4	51	12.8	22	0	1	-3	-3.0	-3	0	L	6-20
12/27	at Baltimore	S	9	77	8.6	16	1	0	0	0.0	0	0	L	13-27
01/03	Dallas	S	8	112	14.0	21	1	2	24	12.0	23t	1	W	23-19
2020 TOTALS		**12-12**	**66**	**656**	**9.9**	**29**	**3**	**6**	**49**	**8.2**	**23T**	**1**	**6-10**	

2021 GAME-BY-GAME REGULAR-SEASON STATISTICS (N.Y. GIANTS)

			RECEIVING					RUSHING						
DATE	OPPONENT	P/S	NO.	YDS.	AVG.	LG	TD	NO.	YDS.	AVG.	LG	TD	W/L	SCORE
09/12	Denver	S	7	113	16.1	37t	1	0	0	0.0	0	0	L	13-27
09/16	at Washington	S	9	94	10.4	21	0	1	-9	-9.0	-9	0	L	29-30
09/26	Atlanta	S	2	16	8.0	12	0	0	0	0.0	0	0	L	14-17
10/03	at New Orleans						ON INACTIVE LIST						W	27-21+
10/10	at Dallas						ON INACTIVE LIST						L	20-44
10/17	L.A. Rams	S	10	76	7.6	14	0	0	0	0.0	0	0	L	11-38
10/24	Carolina						ON INACTIVE LIST						W	25-3
11/01	at Kansas City	S	4	25	6.3	19	0	0	0	0.0	0	0	L	17-20
11/07	Las Vegas						ON INACTIVE LIST						W	23-16
11/22	at Tampa Bay						ON INACTIVE LIST						L	10-30
11/28	Philadelphia						ON INACTIVE LIST						W	13-7
12/05	at Miami						ON INACTIVE LIST						L	9-20
12/12	at L.A. Chargers	P	2	27	13.5	24	0	0	0	0.0	0	0	L	21-37
12/19	Dallas	S	2	15	7.5	8	0	0	0	0.0	0	0	L	6-21
12/26	at Philadelphia						INJURED RESERVE						L	10-34
01/02	at Chicago						INJURED RESERVE						L	3-29
01/09	Washington						INJURED RESERVE						L	7-22
2021 TOTALS		**7-6**	**36**	**366**	**10.2**	**37T**	**1**	**1**	**-9**	**-9.0**	**-9**	**0**	**4-13**	

+ - Overtime

2022 GAME-BY-GAME REGULAR-SEASON STATISTICS (N.Y. GIANTS)

			RECEIVING					RUSHING						
DATE	OPPONENT	P/S	NO.	YDS.	AVG.	LG	TD	NO.	YDS.	AVG.	LG	TD	W/L/T	SCORE
09/11	at Tennessee	P	2	71	35.5	65t	1	0	0	0.0	0	0	W	21-20
09/18	Carolina	S	6	34	5.7	12	0	0	0	0.0	0	0	W	19-16
09/26	Dallas	S	5	49	9.8	16	0	0	0	0.0	0	0	L	16-23
10/02	Chicago					INJURED RESERVE							W	20-12
10/09	at Green Bay					INJURED RESERVE							W	27-22
10/16	Baltimore					INJURED RESERVE							W	24-20
10/23	at Jacksonville					INJURED RESERVE							W	23-17
10/30	at Seattle					INJURED RESERVE							L	13-27
11/13	Houston					INJURED RESERVE							W	24-16
11/20	Detroit					INJURED RESERVE							L	18-31
11/24	at Dallas					INJURED RESERVE							L	20-28
12/04	Washington					INJURED RESERVE							T	20-20
12/11	Philadelphia					INJURED RESERVE							L	22-48
12/18	at Washington					INJURED RESERVE							W	20-12
12/24	at Minnesota					INJURED RESERVE							L	24-27
01/01	Indianapolis					INJURED RESERVE							W	38-10
01/08	at Philadelphia					INJURED RESERVE							L	16-22
2022 TOTALS		**3-2**	**13**	**154**	**11.8**	**65T**	**1**	**0**	**0**	**0.0**	**0**	**0**	**9-7-1**	

2023 GAME-BY-GAME REGULAR-SEASON STATISTICS (N.Y. GIANTS)

			RECEIVING					RUSHING						
DATE	OPPONENT	P/S	NO.	YDS.	AVG.	LG	TD	NO.	YDS.	AVG.	LG	TD	W/L	SCORE
09/10	Dallas	P	0	0	0.0	0	0	0	0	0.0	0	0	L	0-40
09/17	at Arizona	P	1	4	4.0	4	0	0	0	0.0	0	0	W	31-28
09/21	at San Francisco	P	0	0	0.0	0	0	0	0	0.0	0	0	L	12-30
10/02	Seattle	P	1	6	6.0	6	0	0	0	0.0	0	0	L	3-24
10/08	at Miami	P	1	13	13.0	13	0	0	0	0.0	0	0	L	16-31
10/15	at Buffalo	P	0	0	0.0	0	0	0	0	0.0	0	0	L	9-14
10/22	Washington	S	1	3	3.0	3	0	0	0	0.0	0	0	W	14-7
2023 TOTALS		**7-1**	**4**	**26**	**6.5**	**13**	**0**	**0**	**0**	**0.0**	**0**	**0**	**2-5**	

2016 GAME-BY-GAME POSTSEASON STATISTICS (N.Y. GIANTS)

			RECEIVING					RUSHING						
DATE	OPPONENT	P/S	NO.	YDS.	AVG.	LG	TD	NO.	YDS.	AVG.	LG	TD	W/L	SCORE
01/08	at Green Bay	S	4	63	15.8	26	0	0	0	0.0	0	0	L	13-38
2016 TOTALS		**1-1**	**4**	**63**	**15.8**	**26**	**0**	**0**	**0**	**0.0**	**0**	**0**	**0-1**	

2022 GAME-BY-GAME POSTSEASON STATISTICS (N.Y. GIANTS)

			RECEIVING					RUSHING						
DATE	OPPONENT	P/S	NO.	YDS.	AVG.	LG	TD	NO.	YDS.	AVG.	LG	TD	W/L	SCORE
01/15	at Minnesota					INJURED RESERVE							W	31-24
01/21	at Philadelphia					INJURED RESERVE							L	7-38
2022 TOTALS		**0-0**	**0**	**0**	**0.0**	**0**	**0**	**0**	**0**	**0.0**	**0**	**0**	**1-1**	



ISAIAH SIMMONS

S/ILB

19

HEIGHT: 6-4
WEIGHT: 238
COLLEGE: CLEMSON
HOW ACQUIRED: T[ARI]-'23
NFL EXP.: 4TH YEAR
GIANTS EXP.: 1ST YEAR

TRANSACTIONS

» Originally a first round (8th overall pick) draft choice by the Arizona Cardinals in 2020…Traded to the Giants for a 2024 7th-round draft choice on Aug. 24, 2023.

2023 SEASON HIGHLIGHTS

» Made his 1st start as a Giant in Week 5 at Miami...Ranked 2nd on the team with 9 tackles (7 solo).

CAREER HIGHLIGHTS

» Has played in 56 regular-season games with 38 starts with Arizona and the Giants, and played in one postseason game with Arizona…Has played in 56 consecutive games to start his career…All of the starts are at linebacker, including 30 at middle linebacker…Totals include 267 tackles (189 solo), 14 tackles for loss, 7.5 sacks, 11 quarterback hits, 4 interceptions, including one he returned 56 yards for a touchdown, 16 passes defensed, 7 forced fumbles, 2 fumble recoveries and 11 special teams tackles…He had 2 tackles (one solo) in his only postseason game.

» In 2022, Simmons played in all 17 games with 13 starts and recorded 99 tackles (68 solo), 4.0 sacks, 5 tackles for loss, 4 quarterback hits, 2 interceptions, 7 passes defensed, 2 forced fumbles and one fumble recovery, 7 passes defended, and 2 INTs (one returned for a TD…Registered 3 tackles vs. Kansas City (9/11) ... Recorded 2 tackles and forced a fumble that Byron Murphy returned 59 yards for the game-winning touchdown at Las Vegas (9/18)…Had a game-high and career-best 13 tackles (8 solo) vs. Philadelphia (10/9)…Recorded 5 tackles and collected his 3rd career interception when he picked off an Andy Dalton pass and returned it 56 yards for his first career touchdown at New Orleans (10/20)…Recorded 5 tackles and strip-sack of Kirk Cousins and recovered the fumble at Minnesota (10/30)…Led the defense with 8 tackles, 1.0 sack and one tackle for loss at the Chargers (11/27) ...Totaled 6 tackles (2 solo) and intercepted a Mac Jones pass vs. New England (12/12)…Tallied a team-high 11 tackles (5 solo) vs. Tampa Bay (12/25)

» In 2021, started all 17 regular-season games and played in the NFC Wild Card Game…Contributed a career-high 102 tackles (68 solo), 1.5 sacks, 4 tackles for loss, 4 quarterback hits, 4 forced fumbles, 7 passes defended and one interception…Recorded a season-high 9 tackles (7 solo) and intercepted a Ryan Tannehill pass at Tennessee (9/12)…Collected 8 tackles (6 solo) and forced one fumble vs. Minnesota (9/19).

» As a rookie in 2020, he played in 16 games with 7 starts and had 46 tackles (37 solo), 2.0 sacks, 4 tackles for loss, 3 quarterback hits, one forced fumble, 1 fumble recovery and one interception…Earned PFWA all-rookie team honors…Recorded a season-high 10 tackles (9 solo), at Seattle 11/19)…Picked off a Russell Wilson pass and returned it 12 yards for his first career interception vs. Seattle (10/25).

COLLEGE

» In three seasons at Clemson (2017-19), Simmons played in 44 games and totaled 241 tackles, 28 tackles for loss, 10.0 sacks, 4 interceptions (one returned for a touchdown), 22 passes defensed, 5 forced fumbles and one fumble recovery…Started 29 of 30 games at linebacker in 2018-19) and totaled 196 tackles, 25 tackles for loss, 9.0 sacks, 4 interceptions, 16 passes defensed, 4 forced fumbles and one fumble recovery…As a junior in 2019, started all 15 games and received the Butkus Award as the nation's top linebacker, becoming the first Clemson player to win the award…Became the 6th unanimous All-American in school history, joining Terry Kinard (1982), Gaines Adams (2006), C.J. Spiller (2009), Da'Quan Bowers (2010) and Christian Wilkins (2018)…ACC Defensive Player of the Year and first-team All-ACC selection…Finalist for the Nagurski Trophy, the Bednarik Award and the Lott IMPACT Trophy…Posted a team-high 107 tackles, 16 stops for loss, 8.0 sacks, 10 passes defensed, 3 interceptions, one forced fumble and one fumble recovery…In 2018, switched from safety to linebacker and played in 15 games with 14 starts…Registered a team-high 97 tackles, 9.5 stops for loss, 1.0 sack, 6 passes defensed, a career-high 3 forced fumbles, and his first career interception, which he returned for a touchdown…Also had a team-high 11 special teams tackles prior to bowl season…In 2017, played in 14 games and had 45 tackles, 3 tackles for loss, 1.0 sack, 6 passes defensed and one forced fumble.

PERSONAL

» Earned a degree in sports communications in December 2019…Attended Olathe (Kan.) North High School, where he earned first-team all-state honors at both defensive back and wide receiver as a senior, which was his first season playing offense…Totaled 92 tackles on defense and had 29 receptions for 994 yards and 13 touchdowns (34.3 yards per reception…Added 23 carries for 148 yards and 2 scores and had a 98-yard kickoff return touchdown on his only return of the year and a fumble return for a score…He was also the state long jump champion in 2014-15 and 2015 with a career best of 23-8…Brother, Victor Jr., played defensive back and linebacker at Kansas from 2011-14…Father, Victor Sr., was a collegiate track athlete…Teamed up with the Cardinals and Bose to donate 60,000 meals to the Harvest Compassion Center for its facilities in Phoenix, Maryvale

and Chandler during the COVID-19 pandemic.

REGULAR SEASON COMPARISON: DEFENSIVE - WASHINGTON COMMANDERS

				TACKLES										MISC	
DATE	OPP	W/L	GP/GS	TOT	SOLO	ASST	SACK	YDS.	INT	TFL	PD	QBH	TD	FF	FR
9/20/20	ARZ vs. WAS	W	S	0	0	0	0.0	0.0	0	0	0	0	0	0	0
10/22/23	NYG vs. WAS	W	P	3	0	3	0.0	0.0	0	0	0	0	0	0	0
TOTALS		**2/0**	**2/1**	**3**	**0**	**3**	**0.0**	**0.0**	**0**	**0**	**0**	**0**	**0**	**0**	**0**

ISAIAH SIMMONS' NFL REGULAR SEASON DEFENSIVE STATISTICS

				TACKLES								INTERCEPTIONS					O. FUMB				ST					MISC	
DATE	TEAM	GP	GS	TK	S	A	TFL	YDS	SK	YDS	QBH	NO	YDS	LG	TD	PD	FF	FR	TD	YDS	TK	S	A	FF	FR	S	A
2020	Arizona	16	7	46	37	9	4	20	2.0	15.0	3	1	12	12	0	2	1	1	0	0	8	6	2	0	0	0	0
2021	Arizona	17	17	102	68	34	4	11	1.5	6.0	4	1	0	0	0	7	4	0	0	0	3	2	1	0	0	0	0
2022	Arizona	17	13	99	68	31	5	41	4.0	43.0	4	2	61	56t	1	7	2	1	0	0	0	0	0	0	0	0	0
2023	N.Y. Giants	7	1	23	16	7	1	2	0.0	0.0	0	0	0	0	0	0	0	0	0	0	0	0	0	0	0	0	0
NFL TOTALS		**57**	**38**	**270**	**189**	**81**	**14**	**74**	**7.5**	**64.0**	**11**	**4**	**73**	**56T**	**1**	**16**	**7**	**2**	**0**	**0**	**11**	**8**	**3**	**0**	**0**	**0**	**0**

ISAIAH SIMMONS' NFL POSTSEASON DEFENSIVE STATISTICS

				TACKLES								INTERCEPTIONS					O. FUMB				ST					MISC	
DATE	TEAM	GP	GS	TK	S	A	TFL	YDS	SK	YDS	QBH	NO	YDS	LG	TD	PD	FF	FR	TD	YDS	TK	S	A	FF	FR	S	A
2021	Arizona	1	0	2	1	1	0	0	0.0	0.0	0	0	0	0	0	0	0	0	0	0	0	0	0	0	0	0	0
NFL TOTALS		**1**	**0**	**2**	**1**	**1**	**0**	**0**	**0.0**	**0.0**	**0**	**0**	**0**	**0**	**0**	**0**	**0**	**0**	**0**	**0**	**0**	**0**	**0**	**0**	**0**	**0**	**0**

SINGLE-GAME HIGHS: DEFENSIVE

Total Tackles
13 vs. Philadelphia Eagles, Oct 09, 2022
11 vs. Tampa Bay Buccaneers, Dec 25, 2022
10 at Seattle Seahawks, Nov 19, 2020
9 at Miami Dolphins, Oct 08, 2023
9 at San Francisco 49ers, Jan 08, 2023
...2 more at 9.

Solo Tackles
9 at Seattle Seahawks, Nov 19, 2020
8 vs. Los Angeles Chargers, Nov 27, 2022
8 vs. Philadelphia Eagles, Oct 09, 2022
7 at Miami Dolphins, Oct 08, 2023
7 at Dallas Cowboys, Jan 02, 2022
...1 more at 7.

Sacks
1.0 at San Francisco 49ers, Jan 08, 2023
1.0 vs. Los Angeles Chargers, Nov 27, 2022
1.0 vs. Seattle Seahawks, Nov 06, 2022
...4 more at 1.0.

Passes Defensed
2 at Seattle Seahawks, Oct 16, 2022
2 at Tennessee Titans, Sep 12, 2021
1 vs. Tampa Bay Buccaneers, Dec 25, 2022
1 vs. New England Patriots, Dec 12, 2022
...10 more at 1.

Forced Fumbles
1 at Minnesota Vikings, Oct 30, 2022
1 at Las Vegas Raiders, Sep 18, 2022
1 at Dallas Cowboys, Jan 02, 2022
...4 more at 1.

Fumble Recoveries
1 at Minnesota Vikings, Oct 30, 2022
1 vs. San Francisco 49ers, Dec 26, 2020

Tackles For Loss
2 at Seattle Seahawks, Nov 19, 2020
1 at San Francisco 49ers, Jan 08, 2023
1 vs. Los Angeles Chargers, Nov 27, 2022
1 vs. San Francisco 49ers, Nov 21, 2022
...8 more at 1.

Interceptions
1 vs. New England Patriots, Dec 12, 2022
1 vs. New Orleans Saints, Oct 20, 2022
1 at Tennessee Titans, Sep 12, 2021
...1 more at 1.

Interception Return Yards
12 vs. Seattle Seahawks, Oct 25, 2020

Special Teams Tackles
1 at Dallas Cowboys, Jan 02, 2022
1 at Chicago Bears, Dec 05, 2021
1 vs. Houston Texans, Oct 24, 2021
...9 more at 1.

SINGLE-GAME HIGHS - POSTSEASON: DEFENSIVE

Total Tackles
2 at Los Angeles Rams, Jan 17, 2022

Solo Tackles
1 at Los Angeles Rams, Jan 17, 2022

2020 GAME-BY-GAME REGULAR-SEASON STATISTICS (ARIZONA)

			TACKLES								INTERCEPTIONS					O. FUMB				ST					MISC			
DATE	OPPONENT	P/S	TK	S	A	SK	YDS	TFL	YDS	QBH	NO	YDS	LG	TD	PD	FF	FR	TD	YDS	TK	S	A	FF	FR	S	A	W/L	SCORE
09/13	at San Francisco	S	3	3	0	0.0	0.0	0	0	0	0	0	0	0	0	0	0	0	0	0	0	0	0	0	0	0	W	24-20
09/20	Washington	S	0	0	0	0.0	0.0	0	0	0	0	0	0	0	0	0	0	0	0	1	1	0	0	0	0	0	W	30-15
09/27	Detroit	S	1	1	0	0.0	0.0	0	0	0	0	0	0	0	0	0	0	0	0	0	0	0	0	0	0	0	L	23-26
10/04	at Carolina	S	1	1	0	0.0	0.0	0	0	0	0	0	0	0	0	0	0	0	0	0	0	0	0	0	0	0	L	21-31
10/11	at N.Y. Jets	P	0	0	0	0.0	0.0	0	0	0	0	0	0	0	0	0	0	0	0	1	1	0	0	0	0	0	W	30-10
10/19	at Dallas	P	3	2	1	0.0	0.0	0	0	0	0	0	0	0	1	0	0	0	0	1	0	1	0	0	0	0	W	38-10
10/25	Seattle	P	0	0	0	0.0	0.0	0	0	0	1	12	12	0	1	0	0	0	0	1	1	0	0	0	0	0	W	37-34+
11/08	Miami	S	3	3	0	0.0	0.0	0	0	0	0	0	0	0	0	0	0	0	0	1	1	0	0	0	0	0	L	31-34
11/15	Buffalo	P	4	2	2	0.0	0.0	1	5	1	0	0	0	0	0	0	0	0	0	0	0	0	0	0	0	0	W	32-30
11/19	at Seattle	P	10	9	1	1.0	6.0	2	6	1	0	0	0	0	0	0	0	0	0	0	0	0	0	0	0	0	L	21-28
11/29	at New England	P	4	3	1	1.0	9.0	1	9	1	0	0	0	0	0	0	0	0	0	1	0	1	0	0	0	0	L	17-20
12/06	L.A. Rams	P	5	4	1	0.0	0.0	0	0	0	0	0	0	0	0	0	0	0	0	0	0	0	0	0	0	0	L	28-38
12/13	at N.Y. Giants	P	2	2	0	0.0	0.0	0	0	0	0	0	0	0	0	0	0	0	0	1	1	0	0	0	0	0	W	26-7
12/20	Philadelphia	S	4	3	1	0.0	0.0	0	0	0	0	0	0	0	0	0	0	0	0	1	1	0	0	0	0	0	W	33-26
12/26	San Francisco	S	3	3	0	0.0	0.0	0	0	0	0	0	0	0	0	0	1	0	0	0	0	0	0	0	0	0	L	12-20
01/03	at L.A. Rams	P	3	1	2	0.0	0.0	0	0	0	0	0	0	0	0	1	0	0	0	0	0	0	0	0	0	0	L	7-18
2020 TOTALS		**16-7**	**46**	**37**	**9**	**2.0**	**15.0**	**4**	**20**	**3**	**1**	**12**	**12**	**0**	**2**	**1**	**1**	**0**	**0**	**8**	**6**	**2**	**0**	**0**	**0**	**0**	**8-8**	

+ - Overtime

2021 GAME-BY-GAME REGULAR-SEASON STATISTICS (ARIZONA)

			TACKLES								INTERCEPTIONS					O. FUMB				ST					MISC			
DATE	OPPONENT	P/S	TK	S	A	SK	YDS	TFL	YDS	QBH	NO	YDS	LG	TD	PD	FF	FR	TD	YDS	TK	S	A	FF	FR	S	A	W/L	SCORE
09/12	at Tennessee	S	9	7	2	0.0	0.0	0	0	0	1	0	0	0	2	0	0	0	0	0	0	0	0	0	0	0	W	38-13
09/19	Minnesota	S	8	6	2	0.0	0.0	0	0	0	0	0	0	0	0	1	0	0	0	0	0	0	0	0	0	0	W	34-33
09/26	at Jacksonville	S	6	2	4	0.0	0.0	0	0	0	0	0	0	0	0	1	0	0	0	0	0	0	0	0	0	0	W	31-19
10/03	at L.A. Rams	S	7	4	3	0.0	0.0	0	0	0	0	0	0	0	0	0	0	0	0	0	0	0	0	0	0	0	W	37-20
10/10	San Francisco	S	3	2	1	0.5	0.0	0	0	1	0	0	0	0	1	0	0	0	0	0	0	0	0	0	0	0	W	17-10
10/17	at Cleveland	S	6	5	1	0.0	0.0	1	3	0	0	0	0	0	0	0	0	0	0	0	0	0	0	0	0	0	W	37-14
10/24	Houston	S	7	4	3	0.0	0.0	1	2	0	0	0	0	0	0	0	0	0	0	1	1	0	0	0	0	0	W	31-5
10/28	Green Bay	S	6	3	3	0.0	0.0	0	0	0	0	0	0	0	1	0	0	0	0	0	0	0	0	0	0	0	L	21-24
11/07	at San Francisco	S	6	6	0	0.0	0.0	0	0	0	0	0	0	0	0	1	0	0	0	0	0	0	0	0	0	0	W	31-17
11/14	Carolina	S	8	4	4	0.0	0.0	0	0	0	0	0	0	0	0	0	0	0	0	0	0	0	0	0	0	0	L	10-34
11/21	at Seattle	S	6	2	4	1.0	6.0	1	6	1	0	0	0	0	0	0	0	0	0	0	0	0	0	0	0	0	W	23-13
12/05	at Chicago	S	4	2	2	0.0	0.0	0	0	1	0	0	0	0	1	0	0	0	0	1	0	1	0	0	0	0	W	33-22
12/13	L.A. Rams	S	4	2	2	0.0	0.0	0	0	0	0	0	0	0	0	0	0	0	0	0	0	0	0	0	0	0	L	23-30
12/19	at Detroit	S	6	6	0	0.0	0.0	0	0	0	0	0	0	0	1	0	0	0	0	0	0	0	0	0	0	0	L	12-30
12/25	Indianapolis	S	2	2	0	0.0	0.0	0	0	1	0	0	0	0	1	0	0	0	0	0	0	0	0	0	0	0	L	16-22
01/02	at Dallas	S	9	7	2	0.0	0.0	0	0	0	0	0	0	0	0	1	0	0	0	1	1	0	0	0	0	0	W	25-22
01/09	Seattle	S	5	4	1	0.0	0.0	1	0	0	0	0	0	0	0	0	0	0	0	0	0	0	0	0	0	0	L	30-38
2021 TOTALS		**17-17**	**102**	**68**	**34**	**1.5**	**6.0**	**4**	**11**	**4**	**1**	**0**	**0**	**0**	**7**	**4**	**0**	**0**	**0**	**3**	**2**	**1**	**0**	**0**	**0**	**0**	**11-6**	

2022 GAME-BY-GAME REGULAR-SEASON STATISTICS (ARIZONA)

			TACKLES								INTERCEPTIONS					O. FUMB				ST					MISC			
DATE	OPPONENT	P/S	TK	S	A	SK	YDS	TFL	YDS	QBH	NO	YDS	LG	TD	PD	FF	FR	TD	YDS	TK	S	A	FF	FR	S	A	W/L	SCORE
09/11	Kansas City	S	3	3	0	0.0	0.0	0	0	0	0	0	0	0	0	0	0	0	0	0	0	0	0	0	0	0	L	21-44
09/18	at Las Vegas	P	2	2	0	0.0	0.0	0	0	0	0	0	0	0	0	1	0	0	0	0	0	0	0	0	0	0	W	29-23+
09/25	L.A. Rams	P	1	0	1	0.0	0.0	0	0	0	0	0	0	0	0	0	0	0	0	0	0	0	0	0	0	0	L	12-20
10/02	at Carolina	S	3	3	0	0.0	0.0	0	0	0	0	0	0	0	0	0	0	0	0	0	0	0	0	0	0	0	W	26-16
10/09	Philadelphia	P	13	8	5	0.0	0.0	0	0	0	0	0	0	0	0	0	0	0	0	0	0	0	0	0	0	0	L	17-20
10/16	at Seattle	P	2	1	1	0.0	0.0	0	0	1	0	0	0	0	2	0	0	0	0	0	0	0	0	0	0	0	L	9-19
10/20	New Orleans	S	5	4	1	0.0	0.0	0	0	0	1	56	56	1	1	0	0	0	0	0	0	0	0	0	0	0	W	42-34
10/30	at Minnesota	S	5	5	0	1.0	6.0	0	0	0	0	0	0	0	0	1	1	0	0	0	0	0	0	0	0	0	L	26-34
11/06	Seattle	S	8	6	2	1.0	7.0	1	7	1	0	0	0	0	0	0	0	0	0	0	0	0	0	0	0	0	L	21-31
11/13	at L.A. Rams	S	7	6	1	0.0	0.0	1	4	0	0	0	0	0	1	0	0	0	0	0	0	0	0	0	0	0	W	27-17
11/21	San Francisco	S	3	1	2	0.0	0.0	1	0	0	0	0	0	0	0	0	0	0	0	0	0	0	0	0	0	0	L	10-38
11/27	L.A. Chargers	S	8	8	0	1.0	13.0	1	13	1	0	0	0	0	1	0	0	0	0	0	0	0	0	0	0	0	L	24-25
12/12	New England	S	6	2	4	0.0	0.0	0	0	0	1	5	5	0	1	0	0	0	0	0	0	0	0	0	0	0	L	13-27
12/18	at Denver	S	8	5	3	0.0	0.0	0	0	0	0	0	0	0	0	0	0	0	0	0	0	0	0	0	0	0	L	15-24
12/25	Tampa Bay	S	11	5	6	0.0	0.0	0	0	0	0	0	0	0	1	0	0	0	0	0	0	0	0	0	0	0	L	16-19+
01/01	at Atlanta	S	5	4	1	0.0	0.0	0	0	0	0	0	0	0	0	0	0	0	0	0	0	0	0	0	0	0	L	19-20
01/08	at San Francisco	S	9	5	4	1.0	17.0	1	17	1	0	0	0	0	0	0	0	0	0	0	0	0	0	0	0	0	L	13-38
2022 TOTALS		**17-13**	**99**	**68**	**31**	**4.0**	**43.0**	**5**	**41**	**4**	**2**	**61**	**56T**	**1**	**7**	**2**	**1**	**0**	**0**	**0**	**0**	**0**	**0**	**0**	**0**	**0**	**4-13**	

+ - Overtime

2023 GAME-BY-GAME REGULAR-SEASON STATISTICS (N.Y. GIANTS)

			TACKLES								INTERCEPTIONS					O. FUMB				ST					MISC			
DATE	OPPONENT	P/S	TK	S	A	SK	YDS	TFL	YDS	QBH	NO	YDS	LG	TD	PD	FF	FR	TD	YDS	TK	S	A	FF	FR	S	A	W/L	SCORE
09/10	Dallas	P	1	1	0	0.0	0.0	0	0	0	0	0	0	0	0	0	0	0	0	0	0	0	0	0	0	0	L	0-40
09/17	at Arizona	P	2	2	0	0.0	0.0	0	0	0	0	0	0	0	0	0	0	0	0	0	0	0	0	0	0	0	W	31-28
09/21	at San Francisco	P	4	2	2	0.0	0.0	0	0	0	0	0	0	0	0	0	0	0	0	0	0	0	0	0	0	0	L	12-30
10/02	Seattle	P	4	4	0	0.0	0.0	1	2	0	0	0	0	0	0	0	0	0	0	0	0	0	0	0	0	0	L	3-24
10/08	at Miami	S	9	7	2	0.0	0.0	0	0	0	0	0	0	0	0	0	0	0	0	0	0	0	0	0	0	0	L	16-31
10/15	at Buffalo	P	0	0	0	0.0	0.0	0	0	0	0	0	0	0	0	0	0	0	0	0	0	0	0	0	0	0	L	9-14
10/22	Washington	P	3	0	3	0.0	0.0	0	0	0	0	0	0	0	0	0	0	0	0	0	0	0	0	0	0	0	W	14-7
2023 TOTALS		**7-1**	**23**	**16**	**7**	**0.0**	**0.0**	**1**	**2**	**0**	**0**	**0**	**0**	**0**	**0**	**0**	**0**	**0**	**0**	**0**	**0**	**0**	**0**	**0**	**0**	**0**	**2-5**	

2021 GAME-BY-GAME POSTSEASON STATISTICS (ARIZONA)

			TACKLES								INTERCEPTIONS					O. FUMB				ST					MISC			
DATE	OPPONENT	P/S	TK	S	A	SK	YDS	TFL	YDS	QBH	NO	YDS	LG	TD	PD	FF	FR	TD	YDS	TK	S	A	FF	FR	S	A	W/L	SCORE
01/17	at L.A. Rams	P	2	1	1	0.0	0.0	0	0	0	0	0	0	0	0	0	0	0	0	0	0	0	0	0	0	0	L	11-34
2021 TOTALS		**1-0**	**2**	**1**	**1**	**0.0**	**0.0**	**0**	**0**	**0**	**0**	**0**	**0**	**0**	**0**	**0**	**0**	**0**	**0**	**0**	**0**	**0**	**0**	**0**	**0**	**0**	**0-1**	



DARIUS SLAYTON

WR

86

HEIGHT: 6-1
WEIGHT: 198
COLLEGE: AUBURN
HOW ACQUIRED: D5-'19
NFL EXP.: 5TH YEAR
GIANTS EXP.: 5TH YEAR

TRANSACTIONS

» Originally a 5th-round (171st pick overall) draft choice by the Giants in 2019...Re-signed as a free agent by the Giants on March 20, 2023.

2023 SEASON HIGHLIGHTS

» Since 2019, his average of 14.9 yards per catch ranks 5th among wide receivers with a minimum of 175 receptions.
» Has played in 6 games (4 starts) in 2023 and caught 17 passes for 236 yards (13.9-avg.).
» Caught 4 passes for a team-high 69 yards (17.3 avg.) in Week 6 at Buffalo.
» Recorded 3 catches for 62 yards (20.7-yard avg.) in Week 2 at Arizona.

CAREER HIGHLIGHTS

» Has played in 65 regular-season games with 44 starts and started both Giants' postseason games in which he played...Regular-season totals include 187 receptions for 2,790 yards (14.9-yard avg.) and 15 touchdowns, with a long catch of 55 yards…Also has 9 kickoff returns for a 21.0-yard average...In the playoffs, he has 5 receptions for 92 yards (18.4-yard avg.) and one rushing attempt for 3 yards… With 740 yards as a rookie, 751 in 2020 and 720 last season, Slayton became just the 2nd receiver in Giants history to lead the team in receiving yards in 3 of his first 4 seasons. The only other player to do it was Odell Beckham, Jr.
» In 2022, played in 16 games with 11 starts and started both Giants' postseason games…Inactive for the season opener at Tennessee (9/11)…Led the Giants with 724 receiving yards and was 3rd on the team with 46 receptions, including 2 touchdowns…In the playoffs, he added 5 receptions for 92 yards (18.4 avg.), including a team-long 47-yarder.
» Led the Giants with 6 catches for 79 yards at Green Bay (10/9)…Made the first of 11 consecutive starts and had one catch for 18 yards vs. Baltimore (10/16)…Caught his first touchdown pass of the season, a 32-yarder on the Giants' first possession, at Jacksonville (10/23), ending the Giants' streak without a first-possession touchdown at 14 consecutive games, dating back to Nov. 1, 2021, at Kansas City…Slayton led the Giants with 58 receiving yards on 3 receptions.
» Led all Giants receivers with 5 receptions for 66 yards at Seattle (10/30)...Recorded a team-high 95 receiving yards, including a 54-yard touchdown, vs. Houston (11/13)…It was his highest yardage total since he had 129 at Dallas on Oct. 22, 2020…Had a team-long 24-yard reception and totaled 5 catches for 86 yards vs. Detroit (11/20).
» Tallied a team-high 63 receiving yards on 3 catches, which included a 44-yard reception, at Dallas (11/24).
» Finished with a season-high 90 yards and tied his season best with 6 catches vs. Washington (12/4)...His 55-yard receptions was Giants' 2nd-longest of the season.
» Had 4 receptions for 88 yards, including a game-long 47-yarder, in the NFC Wild Card Game at Minnesota (1/15)…Made one catch for 4 yards in the divisional round at Philadelphia (1/21).
» In 2021, played in 13 games with 5 starts…Inactive at New Orleans (10/3), at Dallas (10/10) and vs. the Rams (10/17) with a hamstring injury…Did not play at Chicago (1/2), because he was on the reserve/COVID-19 list…Totaled 26 receptions for 339 yards and 2 touchdowns…Also added one carry for minus-13 yards.
» Posted 3 receptions for 65 yards vs. Denver (9/12)…Caught 3 passes for 54 yards and a 33-yard touchdown pass from Daniel Jones to give the Giants a 20-14 with 4:48 remaining in the 3rd quarter…Returned from injury and caught 5 receptions for 63 yards vs. Carolina (10/24)…Tallied 4 receptions for 37 yards at Tampa Bay (11/22) and 3 catches for 40 yards vs. Philadelphia (11/28)…Caught 2 passes in each game at Miami (12/5) and vs. Dallas (12/19)…Posted 2 receptions for 29 yards and a 22-yard touchdown from quarterback Jake Fromm vs. Washington (1/9).
» In 2020, played in all 16 games with 15 starts and led the Giants with 751 receiving yards and a 15.0-yard per-catch average…Tied Sterling Shepard for the team lead with 3 touchdown receptions and was 3rd on the team and 2nd among wide receivers with 50 catches…Led the Giants with 5 receptions of 30 or more yards and 40 of his 50 catches produced first downs, an 80% rate that was the NFL's 3rd highest.
» Began the year with 6 catches for 102 yards, including a season-high 2 touchdowns on receptions of 41 and 7 yards, vs. Pittsburgh (9/14)…Scored the Giants' first touchdown of the season when he caught Daniel Jones' pass to give the Giants a 10-3 lead…Also scored with 1:52 remaining.
» Slayton finished with team highs of 8 catches and 129 yards, both the 2nd-highest totals of his career, at Dallas (10/11)…He had 10 receptions vs. the Jets on Nov. 10, 2019, and 154 yards at Philadelphia on Dec. 9, 2019…The 100-yard game was Slayton's 2nd of the season and 4th of his career…Slayton's 129-yard performance was tied by tight end Evan Engram at Cincinnati for the Giants' highest total of the season.
» Caught 2 passes for 41 yards and scored his 3rd touchdown of the season on a 23-yard reception in the Giants' first victory of the season vs. Washington (10/18).
» Picked up a first down on all 5 of his receptions (for 56 yards) vs. Tampa Bay (11/2).
» Had 5 receptions for 93 yards, including a game-long 40-yarder, vs. Philadelphia (11/15).
» As a rookie in 2019, played in 14 games with 9 starts…Inactive for the season's first 2 games with a hamstring injury…Had one of the finest seasons

by a rookie wide receiver in Giants history…Led the team with 740 receiving yards and 8 touchdowns and was 4th with 48 catches…The 8 touchdown receptions tied him with Tennessee's A.J. Brown for the highest total among NFL rookies…Slayton's yardage total was the 5th-highest among rookie receivers and his 48 receptions ranked 8th…Averaged 21.0 yards on 9 kickoff returns with a long runback of 30 yards.

- Was the first rookie drafted in the 5th round or later to have 8 or more touchdowns since New Orleans' Marcus Colston in 2006.
- Was the first rookie since 2014 (Odell Beckham, Jr. and Mike Evans) with 3 or more games (3) with 2 or more touchdown catches and the first NFL rookie with multiple 100-yard, 2-touchdown games since 2014, when Beckham, (3), Allen Hurns (2) and Evans (2) each accomplished the feat.
- Scored 2 touchdowns in each of 3 games: at Detroit (10/27), at the Jets (10/11) and at Philadelphia (12/9), the highest total by a Giants rookie since Beckham had 4 games with at least 2 touchdown catches in 2014.
- Slayton is among the top 6 rookies in Giants history in receptions, yards and touchdown catches:

Most Receptions/Giants Rookie

Odell Beckham, Jr.	2014	91
Saquon Barkley**	2018	91
Jeremy Shockey*	2002	74
Sterling Shepard	2016	65
Evan Engram*	2017	64
Bobby Johnson	1984	48
Darius Slayton	**2019**	**48**

Most Receiving Yards/Giants Rookie

Odell Beckham, Jr.	2014	1,305
Jeremy Shockey*	2002	894
Bobby Johnson	1984	795
Hakeem Nicks	2009	790
Darius Slayton	**2019**	**740**

Most Touchdown Receptions/Giants Rookie

Odell Beckham, Jr.	2014	12
Bill Swiacki	1948	10
Ken MacAfee	1954	8
Sterling Shepard	2016	8
Darius Slayton	**2019**	**8**

*Tight End
**Running Back

- Made a season-high 10 catches, for 121 yards (his first career 100-yard game), including touchdowns of 5 and 39 yards, at the Jets.
- Finished with 5 catches for a career-high 154 yards and 2 touchdowns in a Monday night game at Philadelphia. The scores were on 35 and 55-yard receptions, the latter Slayton's longest catch of the season…His yardage total was the highest by a Giants receiver since Oct. 22, 2018, when Sterling Shepard gained 167 yards on 5 catches. The 154 yards was the highest total by a Giants rookie since Beckham had 185 receiving yards vs. Philadelphia on Dec. 28, 2014…Slayton gained all 154 yards in the first half to become the first Giants player with more than 150 receiving yards in a half since Plaxico Burress had 179 yards in the first 2 quarters of a 44-24 victory vs. the Rams on Oct. 2, 2005.
- Slayton's final touchdown of the season vs. Miami (12/15) was a significant milestone in Giants history…With 11:53 remaining in the 3rd quarter, his 5-yard score gave the Giants a 14-10 lead they never relinquished in a game they won, 36-20…More significantly, it was the 366th and final touchdown pass of Eli Manning's 16-year career.

COLLEGE

- In 3 seasons at Auburn, he played in 38 games and caught 79 passes for 1,605 yards (20.3-yard avg.), and 11 touchdowns, with a long catch of 74 yards…His 1,605 receiving yards rank him 11th among Auburn career leaders…In 2018, played in 12 games and finished with career-high totals of 35 receptions for 670 yards (19.1-yard avg.) and 5 touchdowns…Caught 3 passes, for touchdowns of 74, 52, and 34 yards, in the Music City Bowl vs. Purdue…Set Auburn bowl records for receiving yards (160), touchdowns (3), and longest touchdown catch (74)…In 2017, played in 13 games and totaled 29 receptions for 643 yards (career-high 22.2-yard avg.) and 5 scores…Tallied 4 receptions for 146 yards, including a 62-yard touchdown, at Arkansas…In 2016, played in 13 games with 11 starts in his first season of collegiate action…Finished with 15 receptions for 292 yards (19.5-yard avg.) and 1 touchdown…Earned his first start vs. Clemson…Scored his first career touchdown on a 21-yard reception vs. Vanderbilt…Redshirted in 2015.

OFF-THE-FIELD ACTIVITY

- After meeting via Zoom for 2 years, visited the boys of the New York City Police Foundation's Far Rockaway Giants for the first time in-person to host a clinic event and share a meal…Hosted a car show for the New York City Police Foundation's Far Rockaway Giants…Surprised 6 deserving families from the New York City Police Foundation's Far Rockaway Giants with a holiday giveaway to provide household items, clothing and gifts…Joined MetLife employees and NYPD officers to distribute meals and play games with families of the New York City Police Foundation's Harlem Giants youth program…Represented the New York City Police Foundation's Far Rockaway Giants during Week 13 of the My Cause My Cleats NFL initiative…Partnered with the American Dairy Association Northeast through the Fuel up to Play 60 initiative to provide a breakfast cart to students in Newark, N.J.…Met with members from the Wounded Warriors Project during their visit at the Quest Diagnostic Training Facility to watch practice and enjoy a day with the Giants…Joined members from HicksStrong, an organization that provides mental health services for veterans and active military members, to participate in a Hug Mug event at the Quest Diagnostic Training Facility to paint mugs for military members.

PERSONAL

» Studied in the College of Business…First-team Class 2A all-state selection at Greater Atlanta Christian School in Norcross, Ga.…All-region player at wide receiver and defensive back ...Selected to the U.S. Army All-American Bowl...State sprint champion at 100 and 200 meters…Son of Pamela Slayton and Eddie Slayton...Has a sister, Maileka...Cousin, Darrell Crawford, played linebacker at Auburn.

DARIUS SLAYTON'S NFL REGULAR SEASON RUSHING/RECEIVING STATISTICS

				RECEIVING					RUSHING				
DATE	TEAM	GP	GS	NO.	YDS.	AVG.	LG	TD	NO.	YDS.	AVG.	LG	TD
2019	N.Y. Giants	14	9	48	740	15.4	55t	8	0	0	0.0	0	0
2020	N.Y. Giants	16	15	50	751	15.0	41t	3	2	-1	-0.5	2	0
2021	N.Y. Giants	13	5	26	339	13.0	42	2	1	-13	-13.0	-13	0
2022	N.Y. Giants	16	11	46	724	15.7	55	2	0	0	0.0	0	0
2023	N.Y. Giants	7	4	18	258	14.3	31	0	0	0	0.0	0	0
NFL TOTALS		**66**	**44**	**188**	**2,812**	**15.0**	**55T**	**15**	**3**	**-14**	**-4.7**	**2**	**0**

DARIUS SLAYTON'S NFL POSTSEASON RUSHING/RECEIVING STATISTICS

				RECEIVING					RUSHING				
DATE	TEAM	GP	GS	NO.	YDS.	AVG.	LG	TD	NO.	YDS.	AVG.	LG	TD
2022	N.Y. Giants	2	2	5	92	18.4	47	0	1	3	3.0	3	0
NFL TOTALS		**2**	**2**	**5**	**92**	**18.4**	**47**	**0**	**1**	**3**	**3.0**	**3**	**0**

DARIUS SLAYTON'S NFL REGULAR SEASON RETURN STATISTICS

		KICKOFF RETURNS					PUNT RETURNS					
DATE	TEAM	RET.	YDS.	AVG.	LG	TD	NO.	FC	YDS.	AVG.	LG	TD
2019	N.Y. Giants	9	189	21.0	30	0	0	0	0	0.0	0	0
2020	N.Y. Giants	0	0	0.0	0	0	0	0	0	0.0	0	0
2021	N.Y. Giants	0	0	0.0	0	0	0	0	0	0.0	0	0
2022	N.Y. Giants	0	0	0.0	0	0	0	0	0	0.0	0	0
2023	N.Y. Giants	0	0	0.0	0	0	0	1	0	0.0	0	0
NFL TOTALS		**9**	**189**	**21.0**	**30**	**0**	**0**	**1**	**0**	**0.0**	**0**	**0**

DARIUS SLAYTON'S NFL POSTSEASON RETURN STATISTICS

		KICKOFF RETURNS					PUNT RETURNS					
DATE	TEAM	RET.	YDS.	AVG.	LG	TD	NO.	FC	YDS.	AVG.	LG	TD
2022	N.Y. Giants	0	0	0.0	0	0	0	0	0	0.0	0	0
NFL TOTALS		**0**	**0**	**0.0**	**0**	**0**	**0**	**0**	**0**	**0.0**	**0**	**0**

SINGLE-GAME HIGHS: RUSHING/RECEIVING

Rush Attempts
1 vs. Philadelphia Eagles, Nov 28, 2021
1 at Washington Football Team, Nov 08, 2020
1 vs. Washington Football Team, Oct 18, 2020

Rushing Yards
2 at Washington Football Team, Nov 08, 2020

Longest Runs
2 at Washington Football Team, Nov 08, 2020

Receptions
10 at New York Jets, Nov 10, 2019
8 at Dallas Cowboys, Oct 11, 2020
6 vs. Washington Commanders, Dec 04, 2022
6 at Green Bay Packers, Oct 09, 2022
6 vs. Pittsburgh Steelers, Sep 14, 2020
6 vs. Green Bay Packers, Dec 01, 2019

Receiving Yards
154 at Philadelphia Eagles, Dec 09, 2019
129 at Dallas Cowboys, Oct 11, 2020
121 at New York Jets, Nov 10, 2019
102 vs. Pittsburgh Steelers, Sep 14, 2020
95 vs. Houston Texans, Nov 13, 2022

Receiving Average
31.7 vs. Houston Texans, Nov 13, 2022
30.8 at Philadelphia Eagles, Dec 09, 2019
27.3 at Tampa Bay Buccaneers, Sep 22, 2019
21.7 vs. Denver Broncos, Sep 12, 2021
21.0 at Dallas Cowboys, Nov 24, 2022

Longest Receptions
55 vs. Washington Commanders, Dec 04, 2022
55t at Philadelphia Eagles, Dec 09, 2019
54t vs. Houston Texans, Nov 13, 2022
46 at Tampa Bay Buccaneers, Sep 22, 2019
44 at Dallas Cowboys, Nov 24, 2022

Receiving TDs
2 vs. Pittsburgh Steelers, Sep 14, 2020
2 at Philadelphia Eagles, Dec 09, 2019
2 at New York Jets, Nov 10, 2019
2 at Detroit Lions, Oct 27, 2019

All-Purpose Yards
154 at Philadelphia Eagles, Dec 09, 2019
152 at Detroit Lions, Oct 27, 2019
129 at Dallas Cowboys, Oct 11, 2020
121 at New York Jets, Nov 10, 2019
115 vs. Arizona Cardinals, Oct 20, 2019

Kickoff Returns
5 at Detroit Lions, Oct 27, 2019
4 vs. Arizona Cardinals, Oct 20, 2019

Kickoff Return Yards
102 at Detroit Lions, Oct 27, 2019
87 vs. Arizona Cardinals, Oct 20, 2019

Longest Kickoff Return
30 at Detroit Lions, Oct 27, 2019
30 vs. Arizona Cardinals, Oct 20, 2019
23 vs. Arizona Cardinals, Oct 20, 2019
21 at Detroit Lions, Oct 27, 2019
21 vs. Arizona Cardinals, Oct 20, 2019

Kickoff Return Average
21.8 vs. Arizona Cardinals, Oct 20, 2019
20.4 at Detroit Lions, Oct 27, 2019

Most TDs
2 vs. Pittsburgh Steelers, Sep 14, 2020
...3 more at 2.

Miscellaneous Tackles
2 at Tampa Bay Buccaneers, Nov 22, 2021
1 at Miami Dolphins, Dec 05, 2021
1 vs. Philadelphia Eagles, Dec 29, 2019
1 vs. Green Bay Packers, Dec 01, 2019
...1 more at 1.

SINGLE-GAME HIGHS - POSTSEASON: RUSHING/RECEIVING

Longest Runs
3 at Minnesota Vikings, Jan 15, 2023

Receptions
4 at Minnesota Vikings, Jan 15, 2023
1 at Philadelphia Eagles, Jan 21, 2023

Receiving Yards
88 at Minnesota Vikings, Jan 15, 2023
4 at Philadelphia Eagles, Jan 21, 2023

Receiving Average
22.0 at Minnesota Vikings, Jan 15, 2023

Longest Receptions
47 at Minnesota Vikings, Jan 15, 2023
22 at Minnesota Vikings, Jan 15, 2023
14 at Minnesota Vikings, Jan 15, 2023
5 at Minnesota Vikings, Jan 15, 2023
4 at Philadelphia Eagles, Jan 21, 2023

All-Purpose Yards
91 at Minnesota Vikings, Jan 15, 2023
4 at Philadelphia Eagles, Jan 21, 2023

100-YARD RECEIVING GAMES (4): REGULAR SEASON

DATE	TEAM	NO.	YDS.	AVG.	LG	TD
11/10/19	at N.Y. Jets	10	121	12.1	39t	2
12/09/19	at Philadelphia	5	154	30.8	55t	2
09/14/20	PITTSBURGH	6	102	17.0	41t	2
10/11/20	at Dallas	8	129	16.1	39	0

2019 GAME-BY-GAME REGULAR-SEASON STATISTICS (N.Y. GIANTS)

			RECEIVING					RUSHING						
DATE	OPPONENT	P/S	NO.	YDS.	AVG.	LG	TD	NO.	YDS.	AVG.	LG	TD	W/L	SCORE
09/08	at Dallas						ON INACTIVE LIST						L	17-35
09/15	Buffalo						INACTIVE						L	14-28
09/22	at Tampa Bay	P	3	82	27.3	46	0	0	0	0.0	0	0	W	32-31
09/29	Washington	P	2	13	6.5	8	0	0	0	0.0	0	0	W	24-3
10/06	Minnesota	P	4	62	15.5	35t	1	0	0	0.0	0	0	L	10-28
10/10	at New England	S	3	32	10.7	12	0	0	0	0.0	0	0	L	14-35
10/20	Arizona	S	2	28	14.0	20	0	0	0	0.0	0	0	L	21-27
10/27	at Detroit	S	2	50	25.0	28t	2	0	0	0.0	0	0	L	26-31
11/04	Dallas	S	1	6	6.0	6	0	0	0	0.0	0	0	L	18-37
11/10	at N.Y. Jets	S	10	121	12.1	39t	2	0	0	0.0	0	0	L	27-34
11/24	at Chicago	S	4	67	16.8	19	0	0	0	0.0	0	0	L	14-19
12/01	Green Bay	S	6	44	7.3	13	0	0	0	0.0	0	0	L	13-31
12/09	at Philadelphia	P	5	154	30.8	55t	2	0	0	0.0	0	0	L	17-23+
12/15	Miami	S	2	31	15.5	26	1	0	0	0.0	0	0	W	36-20
12/22	at Washington	S	0	0	0.0	0	0	0	0	0.0	0	0	W	41-35+
12/29	Philadelphia	P	4	50	12.5	33	0	0	0	0.0	0	0	L	17-34
2019 TOTALS		**14-9**	**48**	**740**	**15.4**	**55T**	**8**	**0**	**0**	**0.0**	**0**	**0**	**4-12**	

+ - Overtime

2020 GAME-BY-GAME REGULAR-SEASON STATISTICS (N.Y. GIANTS)

			RECEIVING					RUSHING						
DATE	OPPONENT	P/S	NO.	YDS.	AVG.	LG	TD	NO.	YDS.	AVG.	LG	TD	W/L	SCORE
09/14	Pittsburgh	P	6	102	17.0	41t	2	0	0	0.0	0	0	L	16-26
09/20	at Chicago	S	3	33	11.0	17	0	0	0	0.0	0	0	L	13-17
09/27	San Francisco	S	3	53	17.7	23	0	0	0	0.0	0	0	L	9-36
10/04	at L.A. Rams	S	3	48	16.0	33	0	0	0	0.0	0	0	L	9-17
10/11	at Dallas	S	8	129	16.1	39	0	0	0	0.0	0	0	L	34-37
10/18	Washington	S	2	41	20.5	23t	1	1	-3	-3.0	-3	0	W	20-19
10/22	at Philadelphia	S	2	23	11.5	12	0	0	0	0.0	0	0	L	21-22
11/02	Tampa Bay	S	5	56	11.2	14	0	0	0	0.0	0	0	L	23-25
11/08	at Washington	S	1	6	6.0	6	0	1	2	2.0	2	0	W	23-20
11/15	Philadelphia	S	5	93	18.6	40	0	0	0	0.0	0	0	W	27-17
11/29	at Cincinnati	S	0	0	0.0	0	0	0	0	0.0	0	0	W	19-17
12/06	at Seattle	S	1	14	14.0	14	0	0	0	0.0	0	0	W	17-12
12/13	Arizona	S	3	31	10.3	13	0	0	0	0.0	0	0	L	7-26
12/20	Cleveland	S	4	74	18.5	35	0	0	0	0.0	0	0	L	6-20
12/27	at Baltimore	S	2	26	13.0	15	0	0	0	0.0	0	0	L	13-27
01/03	Dallas	S	2	22	11.0	15	0	0	0	0.0	0	0	W	23-19
2020 TOTALS		**16-15**	**50**	**751**	**15.0**	**41T**	**3**	**2**	**-1**	**-0.5**	**2**	**0**	**6-10**	

2021 GAME-BY-GAME REGULAR-SEASON STATISTICS (N.Y. GIANTS)

			RECEIVING					RUSHING						
DATE	OPPONENT	P/S	NO.	YDS.	AVG.	LG	TD	NO.	YDS.	AVG.	LG	TD	W/L	SCORE
09/12	Denver	P	3	65	21.7	42	0	0	0	0.0	0	0	L	13-27
09/16	at Washington	P	3	54	18.0	33t	1	0	0	0.0	0	0	L	29-30
09/26	Atlanta	P	1	8	8.0	8	0	0	0	0.0	0	0	L	14-17
10/03	at New Orleans					ON INACTIVE LIST							W	27-21+
10/10	at Dallas					ON INACTIVE LIST							L	20-44
10/17	L.A. Rams					ON INACTIVE LIST							L	11-38
10/24	Carolina	S	5	63	12.6	16	0	0	0	0.0	0	0	W	25-3
11/01	at Kansas City	S	0	0	0.0	0	0	0	0	0.0	0	0	L	17-20
11/07	Las Vegas	P	0	0	0.0	0	0	0	0	0.0	0	0	W	23-16
11/22	at Tampa Bay	P	4	37	9.3	21	0	0	0	0.0	0	0	L	10-30
11/28	Philadelphia	S	3	40	13.3	18	0	1	-13	-13.0	-13	0	W	13-7
12/05	at Miami	S	2	13	6.5	9	0	0	0	0.0	0	0	L	9-20
12/12	at L.A. Chargers	P	0	0	0.0	0	0	0	0	0.0	0	0	L	21-37
12/19	Dallas	P	2	23	11.5	14	0	0	0	0.0	0	0	L	6-21
12/26	at Philadelphia	S	1	7	7.0	7	0	0	0	0.0	0	0	L	10-34
01/02	at Chicago					DID NOT PLAY							L	3-29
01/09	Washington	P	2	29	14.5	22t	1	0	0	0.0	0	0	L	7-22
2021 TOTALS		**13-5**	**26**	**339**	**13.0**	**42**	**2**	**1**	**-13**	**-13.0**	**-13**	**0**	**4-13**	

+ - Overtime

2022 GAME-BY-GAME REGULAR-SEASON STATISTICS (N.Y. GIANTS)

			RECEIVING					RUSHING						
DATE	OPPONENT	P/S	NO.	YDS.	AVG.	LG	TD	NO.	YDS.	AVG.	LG	TD	W/L/T	SCORE
09/11	at Tennessee					ON INACTIVE LIST							W	21-20
09/18	Carolina	P	0	0	0.0	0	0	0	0	0.0	0	0	W	19-16
09/26	Dallas	P	0	0	0.0	0	0	0	0	0.0	0	0	L	16-23
10/02	Chicago	P	1	11	11.0	11	0	0	0	0.0	0	0	W	20-12
10/09	at Green Bay	P	6	79	13.2	26	0	0	0	0.0	0	0	W	27-22
10/16	Baltimore	S	1	18	18.0	18	0	0	0	0.0	0	0	W	24-20
10/23	at Jacksonville	S	3	58	19.3	32t	1	0	0	0.0	0	0	W	23-17
10/30	at Seattle	S	5	66	13.2	21	0	0	0	0.0	0	0	L	13-27
11/13	Houston	S	3	95	31.7	54t	1	0	0	0.0	0	0	W	24-16
11/20	Detroit	S	5	86	17.2	24	0	0	0	0.0	0	0	L	18-31
11/24	at Dallas	S	3	63	21.0	44	0	0	0	0.0	0	0	L	20-28
12/04	Washington	S	6	90	15.0	55	0	0	0	0.0	0	0	T	20-20
12/11	Philadelphia	S	2	42	21.0	37	0	0	0	0.0	0	0	L	22-48
12/18	at Washington	S	5	23	4.6	7	0	0	0	0.0	0	0	W	20-12
12/24	at Minnesota	S	4	79	19.8	32	0	0	0	0.0	0	0	L	24-27
01/01	Indianapolis	S	2	14	7.0	9	0	0	0	0.0	0	0	W	38-10
01/08	at Philadelphia	P	0	0	0.0	0	0	0	0	0.0	0	0	L	16-22
2022 TOTALS		**16-11**	**46**	**724**	**15.7**	**55**	**2**	**0**	**0**	**0.0**	**0**	**0**	**9-7-1**	

2023 GAME-BY-GAME REGULAR-SEASON STATISTICS (N.Y. GIANTS)

			RECEIVING					RUSHING						
DATE	OPPONENT	P/S	NO.	YDS.	AVG.	LG	TD	NO.	YDS.	AVG.	LG	TD	W/L	SCORE
09/10	Dallas	P	3	15	5.0	8	0	0	0	0.0	0	0	L	0-40
09/17	at Arizona	S	3	62	20.7	29	0	0	0	0.0	0	0	W	31-28
09/21	at San Francisco	S	3	32	10.7	17	0	0	0	0.0	0	0	L	12-30
10/02	Seattle	S	2	23	11.5	12	0	0	0	0.0	0	0	L	3-24
10/08	at Miami	P	2	35	17.5	20	0	0	0	0.0	0	0	L	16-31
10/15	at Buffalo	S	4	69	17.3	31	0	0	0	0.0	0	0	L	9-14
10/22	Washington	P	1	22	22.0	22	0	0	0	0.0	0	0	W	14-7
2023 TOTALS		**7-4**	**18**	**258**	**14.3**	**31**	**0**	**0**	**0**	**0.0**	**0**	**0**	**2-5**	

2022 GAME-BY-GAME POSTSEASON STATISTICS (N.Y. GIANTS)

			RECEIVING					RUSHING						
DATE	OPPONENT	P/S	NO.	YDS.	AVG.	LG	TD	NO.	YDS.	AVG.	LG	TD	W/L	SCORE
01/15	at Minnesota	S	4	88	22.0	47	0	1	3	3.0	3	0	W	31-24
01/21	at Philadelphia	S	1	4	4.0	4	0	0	0	0.0	0	0	L	7-38
2022 TOTALS		**2-2**	**5**	**92**	**18.4**	**47**	**0**	**1**	**3**	**3.0**	**3**	**0**	**1-1**	



TOMMY SWEENEY

TE

89

HEIGHT: 6-5
WEIGHT: 255
COLLEGE: BOSTON COLLEGE
HOW ACQUIRED: FA-'23
NFL EXP.: 5TH YEAR
GIANTS EXP.: 1ST YEAR

TRANSACTIONS

» Originally a 7th-round (228th pick overall) draft choice by the Buffalo Bills in 2019...Signed as a free agent by the Giants on March 23, 2023.

CAREER HIGHLIGHTS

» Played in 24 regular-season games with 4 starts for Buffalo...Career totals include 18 receptions for 165 yards (9.2-yard avg.) and one touchdown
» As a rookie in 2019, played in 6 games with one start and caught 8 passes for a career-best 114 yards…Had 2 receptions for 35 yards, including a career-long 29-yarder, in his NFL debut at the Jets (9/18)…Recorded career-best totals of 5 receptions and 76 yards vs. the Jets (12/29).
» In 2020, Sweeney missed the entire season due to a foot injury and COVID complications.
» In 2021, played in a career-high 13 games with 3 starts and tallied a career-best 9 receptions for 44 yards…Caught his first NFL touchdown on a one-yard pass from Josh Allen at Tennessee (10/18)…Had season-high totals of three catches for 31 yards at Miami (10/31).
» In 2022, played in 5 games in his last season with the Bills…Had one reception for 7 yards, at Kansas City (10/16).

COLLEGE

» Played in 50 games in 4 years at Boston College, and caught 99 passes for 1,281 yards and 10 touchdowns…In 2018, named All-ACC First Team... New England Football Writers All-New England Team...Moved into top-10 in receptions by a BC tight end with 5 catches for 58 yards and a touchdown at Wake Forest…Made 3 catches for 26 yards and a 15-yard touchdown at Purdue...In 2017, named All-ACC 3rd-team selection at tight end...First BC tight end since Ryan Purvis in 2008 to garner All-ACC recognition…Started all 13 games and led BC in receptions (36), receiving yards (512) and receiving touchdowns (4)…In 2016, started all 13 games at tight end and was 3rd on the Eagles with 353 receiving yards on 26 catches…Averaged 13.6 yards per catch and scored 3 touchdowns…Set career highs with 7 catches for 78 yards and his first-career touchdown vs. N.C. State…As a redshirt freshman in 2015, played in 12 games and caught 5 catches for 68 yards…Redshirted as a freshman in 2014.

PERSONAL

» Earned a degree in marketing from the Carroll School of Management in May 2018…Spent time in graduate school with an emphasis on sports administration…Attended Don Bosco Prep High School in Ramsey, N.J.…Earned all-state honorable, National Underclassmen Combine (NUC) Tight End MVP, first-team all-county and first-team all-league as a senior...Tallied 27 receptions for 539 yards and 5 touchdowns in his final high school season…Also played basketball in high school…The son of Anette and Bob Sweeney…Has one sister, Moriah.

TOMMY SWEENEY'S NFL REGULAR SEASON RUSHING/RECEIVING STATISTICS

		RECEIVING							RUSHING				
DATE	TEAM	GP	GS	NO.	YDS.	AVG.	LG	TD	NO.	YDS.	AVG.	LG	TD
2019	Buffalo	6	1	8	114	14.3	29	0	0	0	0.0	0	0
2020	Buffalo	0	0	0	0	0.0	0	0	0	0	0.0	0	0
2021	Buffalo	13	3	9	44	4.9	13	1	0	0	0.0	0	0
2022	Buffalo	5	0	1	7	7.0	7	0	0	0	0.0	0	0
2023	N.Y. Giants	0	0	0	0	0.0	0	0	0	0	0.0	0	0
NFL TOTALS		**24**	**4**	**18**	**165**	**9.2**	**29**	**1**	**0**	**0**	**0.0**	**0**	**0**

SINGLE-GAME HIGHS: RECEIVING

Receptions
5 vs. New York Jets, Dec 29, 2019
3 vs. Miami Dolphins, Oct 31, 2021
2 at Jacksonville Jaguars, Nov 07, 2021
2 vs. Washington Football Team, Sep 26, 2021
2 at New York Jets, Sep 08, 2019

Receiving Yards
76 vs. New York Jets, Dec 29, 2019
35 at New York Jets, Sep 08, 2019
30 vs. Miami Dolphins, Oct 31, 2021
10 at Jacksonville Jaguars, Nov 07, 2021
3 vs. Cincinnati Bengals, Sep 22, 2019

Receiving Average
15.2 vs. New York Jets, Dec 29, 2019
10.0 vs. Miami Dolphins, Oct 31, 2021

Longest Receptions
29 at New York Jets, Sep 08, 2019
22 vs. New York Jets, Dec 29, 2019
22 vs. New York Jets, Dec 29, 2019
17 vs. New York Jets, Dec 29, 2019
13 vs. Miami Dolphins, Oct 31, 2021

Receiving TDs
1 at Tennessee Titans, Oct 18, 2021

All-Purpose Yards
76 vs. New York Jets, Dec 29, 2019
35 at New York Jets, Sep 08, 2019
30 vs. Miami Dolphins, Oct 31, 2021
10 at Jacksonville Jaguars, Nov 07, 2021
3 vs. Cincinnati Bengals, Sep 22, 2019

Most TDs
1 at Tennessee Titans, Oct 18, 2021

2023 GAME-BY-GAME REGULAR-SEASON STATISTICS (N.Y. GIANTS)

			RECEIVING					RUSHING						
DATE	OPPONENT	P/S	NO.	YDS.	AVG.	LG	TD	NO.	YDS.	AVG.	LG	TD	W/L	SCORE
09/10	Dallas					NON-FOOTBALL ILLNESS (NFI)							L	0-40
09/17	at Arizona					NON-FOOTBALL ILLNESS (NFI)							W	31-28
09/21	at San Francisco					NON-FOOTBALL ILLNESS (NFI)							L	12-30
10/02	Seattle					NON-FOOTBALL ILLNESS (NFI)							L	3-24
10/08	at Miami					NON-FOOTBALL ILLNESS (NFI)							L	16-31
10/15	at Buffalo					NON-FOOTBALL ILLNESS (NFI)							L	9-14
10/22	Washington					NON-FOOTBALL ILLNESS (NFI)							W	14-7
2023 TOTALS		**0-0**	**0**	**0**	**0.0**	**0**	**0**	**0**	**0**	**0.0**	**0**	**0**	**2-5**	



TYROD TAYLOR

QB

2

HEIGHT: 6-1
WEIGHT: 217
COLLEGE: VIRGINIA TECH
HOW ACQUIRED: FA-'22
NFL EXP.: 13TH YEAR
GIANTS EXP.: 2ND YEAR

TRANSACTIONS

» Originally a 6th round (180th pick overall) draft choice by the Baltimore Ravens in 2011…Signed as a free agent by the Buffalo Bills on March 12, 2015…Traded to the Cleveland Browns for a 2018 3rd-round draft choice on March 14, 2018…Signed as a free agent by the Los Chargers on March 13, 2019…Signed as a free agent by the Houston Texans on March 22, 2021…Signed as a free agent by the Giants on March 17, 2022.

2023 SEASON HIGHLIGHTS

» Made his 1st start as a Giant and 1st start since 2021 in Week 6 at Buffalo, filling in for an injured QB Daniel Jones...Completed 24-of-36 passes (66.7%) for 200 yards...Added 24 rushing yards on 5 carries.
» Entered the game in the fourth quarter in Week 5 at Miami after QB Daniel Jones exited with a neck injury...Completed 9-of-12 passes (75.0%) for 86 yards...Added 3 rushes for 14 yards.

CAREER HIGHLIGHTS

» Has played in 86 regular-season games with 54 starts for Baltimore, Buffalo (where he started 43 games), Cleveland, the Chargers, Houston and the Giants…His first career start was at wide receiver for the Bills in 2015…Taylor started his only postseason game, for Buffalo in 2017…He has completed 987 of 1,601 passes (61.6%) for 11,086 yards, 60 touchdowns and 26 interceptions for a passer rating of 88.0…Has 375 rushing attempts for 2,111 yards (5.6-yard avg.) and 19 touchdowns and 2 receptions for 10 yards…In the playoffs, he completed 17 of 37 passes (45.9%) for 134 yards and one interception, plus 7 carries for 27 yards.
» Taylor is one of nine quarterbacks since 2015 with at least 10,000 passing yards and 1,800 rushing yards…In 2015-16, he became the 6th quarterback in NFL history to register at least 3,000 passing yards and 500 rushing yards in consecutive seasons…Played 10 games for the Bills in which he had both a passing and rushing touchdown, the 3rd-highest total by a quarterback in franchise history, trailing only Allen (16) and Jack Kemp (13)…Set a Bills record in 2015 by throwing 222 consecutive passes without an interception.
» In his first season with the Giants in 2022, played in 3 games and completed 6 of 8 passes for 58 yards, one touchdown and one interception…Added 5 rushing attempts for 70 yards, with a long run of 32 yards.
» Completed one of 3 passes for 11 yards and had 3 carries for 30 yards vs. Chicago (10/2)…Relieved Daniel Jones and led the Giants with 40 rushing yards on 2 carries – including a 32-yarder - and completed all 5 of his passes for 47 yards, including a 19-yard touchdown to Richie James, vs. Philadelphia (12/11)…Taylor was the first Giants quarterback to enter a game as a reserve and lead the team in rushing yardage since Dec. 3, 1978, when Randy Dean relieved Joe Pisarcik and ran for 63 yards in a 20-17 home loss to the Rams.
» Jones led the Giants the previous week with 71 rushing yards in the 20-20 tie with Washington. It was the first time in the Super Bowl era 2 different quarterbacks led the Giants in rushing in consecutive games.
» Played, but did not record any stats, vs. Indianapolis (1/1).
» In 2021, started all 6 games in which he played…Completed 91 of 150 passes (60.7%) for 966 yards, 5 touchdowns and 5 interceptions…Added 19 carries for 151 yards and 3 touchdowns…Threw 2 touchdown passes vs. Jacksonville (9/12) and the Jets (11/28)…Passed for a season-high 291 yards vs. the Jaguars and completed a season-best 24 passes at Miami (11/7)…Ran for 2 touchdowns at Tennessee (11/21).
» In 2020, played in 2 games, including a start in the season opener at Cincinnati (9/13), where he completed 16 of 30 passes in a victory…Missed 6 games while recovering from a lung injury.
» In 2019, played in 8 games for the Chargers and completed 4 of 6 passes for 33 yards and one touchdown.
» In 2018, played in 4 games with 3 starts in his only season in Cleveland…Completed 42 of 85 passes for 473 yards, 2 touchdowns and 2 interceptions and ran 16 times for 125 yards and one score…Hit 22 of 30 passes (73.3%) for 246 yards, one touchdown and one interception at New Orleans (9/16).
» In 2017, played in 15 regular-season games with 14 starts and started his only career postseason game for Buffalo…Completed 263 of 420 passes (62.6%) for 2,799 yards, 14 touchdowns and 4 interceptions and carried the ball 84 times for 427 yards and 4 touchdowns…Led the Bills to their first playoff appearance since 1999…Threw a touchdown in 6 straight games from Sept. 24-Nov. 2…Posted a season-high 126.0 passer rating by completing 20 of 36 throws for 213 yards and 2 touchdowns 3 vs. Denver (9/24)…Ran 6 times for 53 yards and completed 20 of 33 passes for 268 yards and one touchdown vs. Tampa Bay (10/22)…Threw for a season-high 285 yards while completing 29 of 40 passes, including 2 for touchdowns, at the Jets (11/2)…Completed 17 of 37 passes for 134 yards in the AFC Wild Card Game at Jacksonville (1/7).
» In 2016, started all 15 games in which he played…Posted career-high totals of 436 passes and 269 completions for 3,023 yards, 17 touchdowns and 6 six interceptions…Ran for career-best totals of 580 yards and 6 touchdowns on 95 attempts…Recorded his 2nd-straight season with at least 3,000 passing yards and 500 rushing yards…Threw for 297 yards and 3 vs. the Jets (9/15)…Led the Bills to a shutout win at New England (10/2), completing 27 of 39 passes for 246 yards and one touchdown…Recorded the first 300-yard performance of his career when he threw for 329 yards and 3 touchdowns while completing 26 of 39 passes vs. Miami (12/24).

» In 2015, started all 14 games in which he played (13 at quarterback)…Selected to his first Pro Bowl, replacing Carolina's Cam Newton after initially being named as an alternate…Tallied career-high totals of 3,035 passing yards and 20 touchdown passes while completing 242 of 380 passes…Added 568 rushing yards and 4 touchdowns on 104 attempts…Set a Bills franchise record with 222 consecutive pass attempts without an interception…Started at wide receiver in the wildcat formation vs. Indianapolis (9/13) – his first career start - before taking over quarterback duties for the remainder of the game, completing 14 of 19 passes for 195 yards…Made his first start at quarterback and completed 23 of 30 passes for 242 yards and 3 touchdowns, while adding 5 rushing attempts for 43 yards and a score vs. New England (9/20)…Threw for 277 yards and 3 touchdowns while completing 21 of 29 passes at Miami (9/27)…Totaled 4 touchdowns (3 passing, one rushing) and recorded 211 passing yards vs. Houston (12/6)…Rushed for a season-high 79 yards on 9 carries while adding 235 passing yards and 2 touchdowns at Washington.
» In 2014, was active for all 16 games with Baltimore, but played only at Tampa Bay (10/12).
» In 2013, played in 3 games and totaled 2 passing yards, 64 rushing yards and 6 receiving yards.
» In 2012, played in 7 regular-season games for the Super Bowl XLVII champions and completed 17 of 29 passes for 179 yards and one interception…Also ran 14 times for 73 yards and one touchdown…Gained 65 yards on 9 carries, including his first career touchdown on a one-yard run, at Cincinnati (12/30).
» As a rookie in 2011, played in three games…Completed his only pass for 18 yards and ran once for 2 yards.

COLLEGE

» Played 4 seasons (2007-10) at Virginia Tech…Named ACC Player of the Year as a senior in 2010 after throwing for 2,521 yards and 23 touchdowns with just 4 interceptions while completing 172 of 284 passes (60.6%)…Also rushed for 637 yards and 5 scores…Earned the MVP award after throwing for 3 touchdowns and rushing for one in leading the Hokies to an ACC Championship game victory vs. Florida State (12/4/10)…As a junior in 2009, started every game and completed 136 of 243 passes for 2,311 yards, 13 touchdowns and 5 interceptions…Also ran for 370 yards rushing on 106 carries (3.5 avg.) and 5 scores…In 2008, played in 12 games and completed 99 of 173 passes for 1,036 yards and 2 touchdowns and rushed for 738 yards and 7 scores…As a true freshman in 2007, played in 11 games with 5 starts and was 2nd on the team with 429 rushing yards and 6 touchdowns on 102 carries, and completed 72 of 134 passes for 927 yards, 5 touchdowns and 3 interceptions.

OFF-THE-FIELD ACTIVITY

» Founded the Tyrod Taylor Foundation which provides programming and support to empower and educate the youth as well as combat food insecurity…Attended The Giants Foundation Golf Classic which raised over $400,000 for The Giants Foundation…Met with members from the Wounded Warriors Project during their visit at the Quest Diagnostic Training Facility to watch practice and enjoy a day with the Giants...Participated in Jingle Jam, where he helped spread holiday joy to over 500 New Jersey foster children by spending time with them and assisting with the gift distribution…Represented the Tyrod Taylor Foundation during Week 13 of the NFL season for My Cause My Cleats.

PERSONAL

» Attended Hampton High School in Va., where he accounted for 7,690 yards of total offense and 100 touchdowns in his seasons as a starter…As a senior in 2006, named the Gatorade Player of the Year in Virginia…As a junior, earned AP first-team all-state honors and led Hampton to its 17th state championship.

TYROD TAYLOR'S NFL REGULAR SEASON PASSING STATISTICS

DATE	TEAM	GP	GS	ATT.	CMP.	PCT.	YDS	AVG.	TD	INT.	LG	SK	LST	RATE
2011	Baltimore	3	0	1	1	100.0	18	18.0	0	0	18	2	3	118.8
2012	Baltimore	7	0	29	17	58.6	179	6.2	0	1	25	3	30	62.3
2013	Baltimore	3	0	5	1	20.0	2	0.4	0	1	2	0	0	0.0
2014	Baltimore	1	0	0	0	0.0	0	0.0	0	0	0	0	0	0.0
2015	Buffalo	14	14	380	242	63.7	3,035	8.0	20	6	63	36	212	99.4
2016	Buffalo	15	15	436	269	61.7	3,023	6.9	17	6	84t	42	192	89.7
2017	Buffalo	15	14	420	263	62.6	2,799	6.7	14	4	47	46	256	89.2
2018	Cleveland	4	3	85	42	49.4	473	5.6	2	2	47t	13	81	64.5
2019	L.A. Chargers	8	0	6	4	66.7	33	5.5	1	0	14t	0	0	120.1
2020	L.A. Chargers	2	1	30	16	53.3	208	6.9	0	0	37	2	1	75.4
2021	Houston	6	6	150	91	60.7	966	6.4	5	5	52	13	119	76.7
2022	N.Y. Giants	3	0	8	6	75.0	58	7.3	1	1	19t	3	18	94.8
2023	N.Y. Giants	6	2	80	53	66.3	571	7.1	2	0	42	8	47	95.4
TOTALS		**87**	**55**	**1,630**	**1,005**	**61.7**	**11,365**	**7.0**	**62**	**26**	**84T**	**168**	**959**	**88.5**

TYROD TAYLOR'S NFL POSTSEASON PASSING STATISTICS

DATE	TEAM	GP	GS	ATT.	CMP.	PCT.	YDS	AVG.	TD	INT.	LG	SK	LST	RATE
2011	Baltimore	0	0	0	0	0.0	0	0.0	0	0	0	0	0	0.0
2012	Baltimore	0	0	0	0	0.0	0	0.0	0	0	0	0	0	0.0
2014	Baltimore	0	0	0	0	0.0	0	0.0	0	0	0	0	0	0.0
2017	Buffalo	1	1	37	17	45.9	134	3.6	0	1	16	2	15	44.2
2022	N.Y. Giants	0	0	0	0	0.0	0	0.0	0	0	0	0	0	0.0
TOTALS		**1**	**1**	**37**	**17**	**45.9**	**134**	**3.6**	**0**	**1**	**16**	**2**	**15**	**44.2**

TYROD TAYLOR'S NFL REGULAR SEASON RUSHING STATISTICS

DATE	TEAM	NO.	YDS.	AVG.	LG	TD
2011	Baltimore	1	2	2.0	2	0
2012	Baltimore	14	73	5.2	28	1
2013	Baltimore	8	64	8.0	25	0
2014	Baltimore	4	-3	-0.8	0	0
2015	Buffalo	104	568	5.5	31	4
2016	Buffalo	95	580	6.1	49	6
2017	Buffalo	84	427	5.1	32	4
2018	Cleveland	16	125	7.8	24	1
2019	L.A. Chargers	10	7	0.7	9	0
2020	L.A. Chargers	6	7	1.2	4	0
2021	Houston	19	151	7.9	30	3
2022	N.Y. Giants	5	70	14.0	32	0
2023	N.Y. Giants	17	65	3.8	20	0
TOTALS		**383**	**2,136**	**5.6**	**49**	**19**

TYROD TAYLOR'S NFL POSTSEASON RUSHING STATISTICS

DATE	TEAM	NO.	YDS.	AVG.	LG	TD
2011	Baltimore	0	0	0.0	0	0
2012	Baltimore	0	0	0.0	0	0
2014	Baltimore	0	0	0.0	0	0
2017	Buffalo	7	27	3.9	9	0
2022	N.Y. Giants	0	0	0.0	0	0
TOTALS		**7**	**27**	**3.9**	**9**	**0**

Additional Statistics: 2013 – 1 reception for 6 yards; 2015 – 1 reception for 4 yards.

SINGLE-GAME HIGHS: QUARTERBACK

Pass Attempts
43 at Miami Dolphins, Nov 07, 2021
42 vs. New York Giants, Oct 04, 2015
40 vs. Pittsburgh Steelers, Sep 09, 2018
40 at New York Jets, Nov 02, 2017
39 vs. Miami Dolphins, Dec 24, 2016
39 at New England Patriots, Oct 02, 2016

Pass Completions
29 at New York Jets, Nov 02, 2017
28 vs. New York Giants, Oct 04, 2015
27 at Seattle Seahawks, Nov 07, 2016
27 at New England Patriots, Oct 02, 2016
26 vs. Miami Dolphins, Dec 24, 2016

Yards Passing
329 vs. Miami Dolphins, Dec 24, 2016
297 vs. New York Jets, Sep 15, 2016
291 vs. Jacksonville Jaguars, Sep 12, 2021
291 at Kansas City Chiefs, Nov 29, 2015
289 at Seattle Seahawks, Nov 07, 2016

TD Passes
3 vs. Miami Dolphins, Dec 24, 2016
3 vs. New York Jets, Sep 15, 2016
3 vs. Houston Texans, Dec 06, 2015
...3 more at 3.

Long Passes
84t vs. New York Jets, Sep 15, 2016
71t vs. New York Jets, Sep 15, 2016
67t at Miami Dolphins, Oct 23, 2016
63 vs. Miami Dolphins, Nov 08, 2015
62 vs. Jacksonville Jaguars, Nov 27, 2016

Completion Percentage
76.9 vs. Denver Broncos, Sep 24, 2017
76.7 vs. New England Patriots, Sep 20, 2015
74.1 vs. Oakland Raiders, Oct 29, 2017
73.7 vs. Indianapolis Colts, Sep 13, 2015
73.3 at New Orleans Saints, Sep 16, 2018

Passer Rating
146.5 vs. Miami Dolphins, Nov 08, 2015
145.4 vs. Philadelphia Eagles, Dec 11, 2022
144.3 at Cleveland Browns, Sep 19, 2021
136.7 at Miami Dolphins, Sep 27, 2015
127.2 vs. Houston Texans, Dec 06, 2015

Rush Attempts
14 vs. Dallas Cowboys, Dec 27, 2015
12 vs. Miami Dolphins, Dec 24, 2016
10 vs. New York Jets, Jan 03, 2016
10 vs. Miami Dolphins, Nov 08, 2015
9 at Kansas City Chiefs, Nov 26, 2017
...5 more at 9.

Rushing Yards
79 at Washington Redskins, Dec 20, 2015
77 vs. Pittsburgh Steelers, Sep 09, 2018
76 vs. Arizona Cardinals, Sep 25, 2016
76 at Tennessee Titans, Oct 11, 2015
68 vs. San Francisco 49ers, Oct 16, 2016

Rushing Average
9.6 vs. Pittsburgh Steelers, Sep 09, 2018
9.5 at Tennessee Titans, Oct 11, 2015
8.8 at Washington Redskins, Dec 20, 2015
8.5 vs. San Francisco 49ers, Oct 16, 2016
8.4 vs. Arizona Cardinals, Sep 25, 2016

Longest Runs
49 vs. Arizona Cardinals, Sep 25, 2016
32 vs. Philadelphia Eagles, Dec 11, 2022
32 at Los Angeles Chargers, Nov 19, 2017
31 vs. Indianapolis Colts, Sep 13, 2015
30 vs. New York Jets, Nov 28, 2021

Rushing TDs
2 at Tennessee Titans, Nov 21, 2021
1 at Cleveland Browns, Sep 19, 2021
1 vs. Pittsburgh Steelers, Sep 09, 2018
1 vs. Miami Dolphins, Dec 17, 2017
...14 more at 1.

SINGLE-GAME HIGHS - POSTSEASON: QUARTERBACK

Pass Attempts	37 at Jacksonville Jaguars, Jan 07, 2018	**Passer Rating**	44.2 at Jacksonville Jaguars, Jan 07, 2018
Pass Completions	17 at Jacksonville Jaguars, Jan 07, 2018	**Rush Attempts**	7 at Jacksonville Jaguars, Jan 07, 2018
Yards Passing	134 at Jacksonville Jaguars, Jan 07, 2018	**Rushing Yards**	27 at Jacksonville Jaguars, Jan 07, 2018
Long Passes	16 at Jacksonville Jaguars, Jan 07, 2018	**Rushing Average**	3.9 at Jacksonville Jaguars, Jan 07, 2018
	15 at Jacksonville Jaguars, Jan 07, 2018	**Longest Runs**	9 at Jacksonville Jaguars, Jan 07, 2018
	15 at Jacksonville Jaguars, Jan 07, 2018		8 at Jacksonville Jaguars, Jan 07, 2018
	13 at Jacksonville Jaguars, Jan 07, 2018		5 at Jacksonville Jaguars, Jan 07, 2018
	10 at Jacksonville Jaguars, Jan 07, 2018		4 at Jacksonville Jaguars, Jan 07, 2018
	...2 more at 10.		2 at Jacksonville Jaguars, Jan 07, 2018
Completion Percentage	45.9 at Jacksonville Jaguars, Jan 07, 2018		

300-YARD PASSING GAMES (1): REGULAR SEASON

DATE	TEAM	NO.	YDS.	AVG.	LG	TD
12/24/16	MIAMI	26	329	12.7	53	3

2011 GAME-BY-GAME REGULAR-SEASON STATISTICS (BALTIMORE)

			PASSING											RUSHING					
DATE	OPPONENT	P/S	ATT	CMP	YDS	PCT	Y/A	Y/C	TD	INT	LG	SK/YD	RATE	ATT	YDS	LG	TD	W/L	SCORE
09/11	Pittsburgh								INACTIVE									W	35-7
09/18	at Tennessee								DID NOT PLAY (NON-INJURY)									L	13-26
09/25	at St. Louis								INACTIVE									W	37-7
10/02	N.Y. Jets								INACTIVE									W	34-17
10/16	Houston								INACTIVE									W	29-14
10/24	at Jacksonville								INACTIVE									L	7-12
10/30	Arizona								INACTIVE									W	30-27
11/06	at Pittsburgh								DID NOT PLAY (NON-INJURY)									W	23-20
11/13	at Seattle								INACTIVE									L	17-22
11/20	Cincinnati								INACTIVE									W	31-24
11/24	San Francisco								INACTIVE									W	16-6
12/04	at Cleveland	P	0	0	0	0.0	0.0	0.0	0	0	0	0/0	0.0	1	2	2	0	W	24-10
12/11	Indianapolis	P	0	0	0	0.0	0.0	0.0	0	0	0	0/0	0.0	0	0	0	0	W	24-10
12/18	at San Diego	P	1	1	18	100.0	18.0	18.0	0	0	18	2/3	118.8	0	0	0	0	L	14-34
12/24	Cleveland								INACTIVE									W	20-14
01/01	at Cincinnati								INACTIVE									W	24-16
2011 TOTALS		**3-0**	**1**	**1**	**18**	**100.0**	**18.0**	**18.0**	**0**	**0**	**18**	**2/3**	**118.8**	**1**	**2**	**2**	**0**	**12-4**	

2012 GAME-BY-GAME REGULAR-SEASON STATISTICS (BALTIMORE)

			PASSING											RUSHING					
DATE	OPPONENT	P/S	ATT	CMP	YDS	PCT	Y/A	Y/C	TD	INT	LG	SK/YD	RATE	ATT	YDS	LG	TD	W/L	SCORE
09/10	Cincinnati	P	3	2	30	66.7	10.0	15.0	0	0	25	0/0	99.3	1	7	7	0	W	44-13
09/16	at Philadelphia								INACTIVE									L	23-24
09/23	New England								INACTIVE									W	31-30
09/27	Cleveland	P	0	0	0	0.0	0.0	0.0	0	0	0	0/0	0.0	0	0	0	0	W	23-16
10/07	at Kansas City	P	0	0	0	0.0	0.0	0.0	0	0	0	0/0	0.0	0	0	0	0	W	9-6
10/14	Dallas								INACTIVE									W	31-29
10/21	at Houston								INACTIVE									L	13-43
11/04	at Cleveland	P	0	0	0	0.0	0.0	0.0	0	0	0	0/0	0.0	1	4	4	0	W	25-15
11/11	Oakland	P	1	0	0	0.0	0.0	0.0	0	0	0	0/0	39.6	0	0	0	0	W	55-20
11/18	at Pittsburgh								DID NOT PLAY (NON-INJURY)									W	13-10
11/25	at San Diego								INACTIVE									W	16-13+
12/02	Pittsburgh								INACTIVE									L	20-23
12/09	at Washington								INACTIVE									L	28-31+
12/16	Denver								INACTIVE									L	17-34
12/23	N.Y. Giants	P	0	0	0	0.0	0.0	0.0	0	0	0	0/0	0.0	3	-3	-1	0	W	33-14
12/30	at Cincinnati	P	25	15	149	60.0	6.0	9.9	0	1	23	3/30	60.2	9	65	28	1	L	17-23
2012 TOTALS		**7-0**	**29**	**17**	**179**	**58.6**	**6.2**	**10.5**	**0**	**1**	**25**	**3/30**	**62.3**	**14**	**73**	**28**	**1**	**10-6**	

+ - Overtime

2013 GAME-BY-GAME REGULAR-SEASON STATISTICS (BALTIMORE)

			PASSING											RUSHING					
DATE	OPPONENT	P/S	ATT	CMP	YDS	PCT	Y/A	Y/C	TD	INT	LG	SK/YD	RATE	ATT	YDS	LG	TD	W/L	SCORE
09/05	at Denver		DID NOT PLAY (NON-INJURY)															L	27-49
09/15	Cleveland		INACTIVE															W	14-6
09/22	Houston		INACTIVE															W	30-9
09/29	at Buffalo		INACTIVE															L	20-23
10/06	at Miami		INACTIVE															W	26-23
10/13	Green Bay		INACTIVE															L	17-19
10/20	at Pittsburgh		INACTIVE															L	16-19
11/03	at Cleveland		INACTIVE															L	18-24
11/10	Cincinnati	P	0	0	0	0.0	0.0	0.0	0	0	0	0/0	0.0	1	18	18	0	W	20-17+
11/17	at Chicago		INACTIVE															L	20-23+
11/24	N.Y. Jets	P	1	0	0	0.0	0.0	0.0	0	0	0	0/0	39.6	4	7	17	0	W	19-3
11/28	Pittsburgh		INACTIVE															W	22-20
12/08	Minnesota		INACTIVE															W	29-26
12/16	at Detroit		INACTIVE															W	18-16
12/22	New England	P	4	1	2	25.0	0.5	2.0	0	1	2	0/0	0.0	3	39	25	0	L	7-41
12/29	at Cincinnati		INACTIVE															L	17-34
2013 TOTALS		**3-0**	**5**	**1**	**2**	**20.0**	**0.4**	**2.0**	**0**	**1**	**2**	**0/0**	**0.0**	**8**	**64**	**25**	**0**	**8-8**	

+ - Overtime

2014 GAME-BY-GAME REGULAR-SEASON STATISTICS (BALTIMORE)

			PASSING											RUSHING					
DATE	OPPONENT	P/S	ATT	CMP	YDS	PCT	Y/A	Y/C	TD	INT	LG	SK/YD	RATE	ATT	YDS	LG	TD	W/L	SCORE
09/07	Cincinnati		INACTIVE															L	16-23
09/11	Pittsburgh		INACTIVE															W	26-6
09/21	at Cleveland		INACTIVE															W	23-21
09/28	Carolina		INACTIVE															W	38-10
10/05	at Indianapolis		INACTIVE															L	13-20
10/12	at Tampa Bay	P	0	0	0	0.0	0.0	0.0	0	0	0	0/0	0.0	4	-3	0	0	W	48-17
10/19	Atlanta		INACTIVE															W	29-7
10/26	at Cincinnati		INACTIVE															L	24-27
11/02	at Pittsburgh		INACTIVE															L	23-43
11/09	Tennessee		INACTIVE															W	21-7
11/24	at New Orleans		INACTIVE															W	34-27
11/30	San Diego		INACTIVE															L	33-34
12/07	at Miami		DID NOT PLAY (NON-INJURY)															W	28-13
12/14	Jacksonville		INACTIVE															W	20-12
12/21	at Houston		DID NOT PLAY (NON-INJURY)															L	13-25
12/28	Cleveland		INACTIVE															W	20-10
2014 TOTALS		**1-0**	**0**	**0**	**0**	**0.0**	**0.0**	**0.0**	**0**	**0**	**0**	**0/0**	**0.0**	**4**	**-3**	**0**	**0**	**10-6**	

2015 GAME-BY-GAME REGULAR-SEASON STATISTICS (BUFFALO)

			PASSING											RUSHING					
DATE	OPPONENT	P/S	ATT	CMP	YDS	PCT	Y/A	Y/C	TD	INT	LG	SK/YD	RATE	ATT	YDS	LG	TD	W/L	SCORE
09/13	Indianapolis	S	19	14	195	73.7	10.3	13.9	1	0	51t	0/0	123.8	9	41	31	0	W	27-14
09/20	New England	S	30	23	242	76.7	8.1	10.5	3	3	32t	8/53	93.3	5	43	23	1	L	32-40
09/27	at Miami	S	29	21	277	72.4	9.6	13.2	3	0	39	0/0	136.7	3	12	6	0	W	41-14
10/04	N.Y. Giants	S	42	28	274	66.7	6.5	9.8	1	1	27	2/16	82.8	6	15	7	0	L	10-24
10/11	at Tennessee	S	17	10	109	58.8	6.4	10.9	1	0	46	4/31	97.4	8	76	26	1	W	14-13
10/18	Cincinnati								INACTIVE									L	21-34
10/25	at Jacksonville								INACTIVE									L	31-34
11/08	Miami	S	12	11	181	91.7	15.1	16.5	1	0	63	3/27	146.5	10	44	14	0	W	33-17
11/12	at N.Y. Jets	S	27	17	158	63.0	5.9	9.3	1	0	26t	4/26	91.3	6	12	8	0	W	22-17
11/23	at New England	S	36	20	233	55.6	6.5	11.7	0	0	42	2/8	75.3	4	1	5	0	L	13-20
11/29	at Kansas City	S	38	21	291	55.3	7.7	13.9	3	0	48	1/5	106.4	5	46	15	0	L	22-30
12/06	Houston	S	21	11	211	52.4	10.0	19.2	3	0	53	1/8	127.2	7	28	9	1	W	30-21
12/13	at Philadelphia	S	36	19	268	52.8	7.4	14.1	1	1	47t	1/8	74.8	8	53	14	0	L	20-23
12/20	at Washington	S	27	16	235	59.3	8.7	14.7	2	0	48t	5/23	112.4	9	79	18	0	L	25-35
12/27	Dallas	S	18	13	179	72.2	9.9	13.8	0	1	37	3/7	80.6	14	67	16	0	W	16-6
01/03	N.Y. Jets	S	28	18	182	64.3	6.5	10.1	0	0	38	2/0	82.7	10	51	18t	1	W	22-17
2015 TOTALS		**14-14**	**380**	**242**	**3,035**	**63.7**	**8.0**	**12.5**	**20**	**6**	**63**	**36/212**	**99.4**	**104**	**568**	**31**	**4**	**8-8**	

2016 GAME-BY-GAME REGULAR-SEASON STATISTICS (BUFFALO)

			PASSING											RUSHING					
DATE	OPPONENT	P/S	ATT	CMP	YDS	PCT	Y/A	Y/C	TD	INT	LG	SK/YD	RATE	ATT	YDS	LG	TD	W/L	SCORE
09/11	at Baltimore	S	22	15	111	68.2	5.0	7.4	0	0	33	2/16	79.9	5	11	6	0	L	7-13
09/15	N.Y. Jets	S	30	18	297	60.0	9.9	16.5	3	1	84t	0/0	112.8	2	25	15	0	L	31-37
09/25	Arizona	S	25	14	119	56.0	4.8	8.5	0	1	28	4/30	51.9	9	76	49	1	W	33-18
10/02	at New England	S	39	27	246	69.2	6.3	9.1	1	0	23	2/2	94.6	5	28	14	0	W	16-0
10/09	at L.A. Rams	S	23	12	124	52.2	5.4	10.3	2	0	29	2/12	97.0	5	28	22	0	W	30-19
10/16	San Francisco	S	25	16	179	64.0	7.2	11.2	2	0	30t	3/0	111.9	8	68	21	0	W	45-16
10/23	at Miami	S	28	14	221	50.0	7.9	15.8	1	0	67t	4/21	88.5	7	35	10t	1	L	25-28
10/30	New England	S	38	19	183	50.0	4.8	9.6	0	0	25	1/7	63.8	5	48	26t	1	L	25-41
11/07	at Seattle	S	38	27	289	71.1	7.6	10.7	1	1	29	5/26	90.8	8	43	16	1	L	25-31
11/20	at Cincinnati	S	27	19	166	70.4	6.1	8.7	0	1	34	2/7	70.9	9	39	13	0	W	16-12
11/27	Jacksonville	S	18	12	166	66.7	9.2	13.8	1	0	62	5/15	114.6	7	38	11	1	W	28-21
12/04	at Oakland	S	35	18	191	51.4	5.5	10.6	0	1	22	4/21	55.8	3	30	12t	1	L	24-38
12/11	Pittsburgh	S	25	15	228	60.0	9.1	15.2	2	1	41	5/20	100.1	3	2	1	0	L	20-27
12/18	Cleveland	S	24	17	174	70.8	7.3	10.2	1	0	23	1/3	105.2	7	49	28	0	W	33-13
12/24	Miami	S	39	26	329	66.7	8.4	12.7	3	0	53	2/12	118.4	12	60	23	0	L	31-34+
01/01	at N.Y. Jets								INACTIVE									L	10-30
2016 TOTALS		**15-15**	**436**	**269**	**3,023**	**61.7**	**6.9**	**11.2**	**17**	**6**	**84T**	**42/192**	**89.7**	**95**	**580**	**49**	**6**	**7-9**	

+ - Overtime

2017 GAME-BY-GAME REGULAR-SEASON STATISTICS (BUFFALO)

			PASSING											RUSHING					
DATE	OPPONENT	P/S	ATT	CMP	YDS	PCT	Y/A	Y/C	TD	INT	LG	SK/YD	RATE	ATT	YDS	LG	TD	W/L	SCORE
09/10	N.Y. Jets	S	28	16	224	57.1	8.0	14.0	2	1	47	2/6	92.0	8	38	14	0	W	21-12
09/17	at Carolina	S	25	17	125	68.0	5.0	7.4	0	0	15	3/18	79.6	8	55	13	0	L	3-9
09/24	Denver	S	26	20	213	76.9	8.2	10.7	2	0	31	4/16	126.0	8	13	7	0	W	26-16
10/01	at Atlanta	S	20	12	182	60.0	9.1	15.2	1	0	44	3/18	106.7	7	12	6	0	W	23-17
10/08	at Cincinnati	S	37	20	166	54.1	4.5	8.3	1	1	24	6/27	63.6	1	3	3	0	L	16-20
10/22	Tampa Bay	S	33	20	268	60.6	8.1	13.4	1	0	44	1/7	96.5	6	53	26	0	W	30-27
10/29	Oakland	S	27	20	165	74.1	6.1	8.3	1	0	36	0/0	101.6	6	1	5	1	W	34-14
11/02	at N.Y. Jets	S	40	29	285	72.5	7.1	9.8	2	0	26t	7/41	108.9	6	35	18	1	L	21-34
11/12	New Orleans	S	18	9	56	50.0	3.1	6.2	0	1	9	2/6	33.6	3	27	13	0	L	10-47
11/19	at L.A. Chargers	P	25	15	158	60.0	6.3	10.5	1	0	33	1/4	91.8	4	38	32	1	L	24-54
11/26	at Kansas City	S	29	19	183	65.5	6.3	9.6	1	0	33	2/19	94.5	9	27	9	0	W	16-10
12/03	New England	S	18	9	65	50.0	3.6	7.2	0	1	14	3/25	35.6	3	32	18	0	L	3-23
12/10	Indianapolis									INACTIVE								W	13-7+
12/17	Miami	S	29	17	224	58.6	7.7	13.2	1	0	29	2/12	94.6	6	42	17	1	W	24-16
12/24	at New England	S	38	21	281	55.3	7.4	13.4	0	0	46	6/39	78.9	3	16	6	0	L	16-37
12/31	at Miami	S	27	19	204	70.4	7.6	10.7	1	0	26t	4/18	104.6	6	35	18	0	W	22-16
2017 TOTALS		**15-14**	**420**	**263**	**2,799**	**62.6**	**6.7**	**10.6**	**14**	**4**	**47**	**46/256**	**89.2**	**84**	**427**	**32**	**4**	**9-7**	

+ - Overtime

2018 GAME-BY-GAME REGULAR-SEASON STATISTICS (CLEVELAND)

			PASSING											RUSHING					
DATE	OPPONENT	P/S	ATT	CMP	YDS	PCT	Y/A	Y/C	TD	INT	LG	SK/YD	RATE	ATT	YDS	LG	TD	W/L/T	SCORE
09/09	Pittsburgh	S	40	15	197	37.5	4.9	13.1	1	1	39	7/47	51.8	8	77	24	1	T	21-21
09/16	at New Orleans	S	30	22	246	73.3	8.2	11.2	1	1	47t	3/12	94.6	4	26	8	0	L	18-21
09/20	N.Y. Jets	S	14	4	19	28.6	1.4	4.8	0	0	12	3/22	39.6	4	22	22	0	W	21-17
09/30	at Oakland									INACTIVE								L	42-45+
10/07	Baltimore							DID NOT PLAY (NON-INJURY)										W	12-9+
10/14	L.A. Chargers							DID NOT PLAY (NON-INJURY)										L	14-38
10/21	at Tampa Bay							DID NOT PLAY (NON-INJURY)										L	23-26+
10/28	at Pittsburgh							DID NOT PLAY (NON-INJURY)										L	18-33
11/04	Kansas City	P	1	1	11	100.0	11.0	11.0	0	0	11	0/0	112.5	0	0	0	0	L	21-37
11/11	Atlanta							DID NOT PLAY (NON-INJURY)										W	28-16
11/25	at Cincinnati							DID NOT PLAY (NON-INJURY)										W	35-20
12/02	at Houston							DID NOT PLAY (NON-INJURY)										L	13-29
12/09	Carolina							DID NOT PLAY (NON-INJURY)										W	26-20
12/15	at Denver							DID NOT PLAY (NON-INJURY)										W	17-16
12/23	Cincinnati							DID NOT PLAY (NON-INJURY)										W	26-18
12/30	at Baltimore							DID NOT PLAY (NON-INJURY)										L	24-26
2018 TOTALS		**4-3**	**85**	**42**	**473**	**49.4**	**5.6**	**11.3**	**2**	**2**	**47T**	**13/81**	**64.5**	**16**	**125**	**24**	**1**	**7-8-1**	

+ - Overtime

2019 GAME-BY-GAME REGULAR-SEASON STATISTICS (L.A. CHARGERS)

			PASSING											RUSHING					
DATE	OPPONENT	P/S	ATT	CMP	YDS	PCT	Y/A	Y/C	TD	INT	LG	SK/YD	RATE	ATT	YDS	LG	TD	W/L	SCORE
09/08	Indianapolis	P	0	0	0	0.0	0.0	0.0	0	0	0	0/0	0.0	0	0	0	0	W	30-24+
09/15	at Detroit	P	0	0	0	0.0	0.0	0.0	0	0	0	0/0	0.0	0	0	0	0	L	10-13
09/22	Houston	P	0	0	0	0.0	0.0	0.0	0	0	0	0/0	0.0	0	0	0	0	L	20-27
09/29	at Miami	P	1	1	7	100.0	7.0	7.0	0	0	7	0/0	95.8	4	-1	2	0	W	30-10
10/06	Denver	P	0	0	0	0.0	0.0	0.0	0	0	0	0/0	0.0	0	0	0	0	L	13-20
10/13	Pittsburgh		DID NOT PLAY (NON-INJURY)															L	17-24
10/20	at Tennessee		DID NOT PLAY (NON-INJURY)															L	20-23
10/27	at Chicago		DID NOT PLAY (NON-INJURY)															W	17-16
11/03	Green Bay		DID NOT PLAY (NON-INJURY)															W	26-11
11/07	at Oakland		DID NOT PLAY (NON-INJURY)															L	24-26
11/18	Kansas City		DID NOT PLAY (NON-INJURY)															L	17-24
12/01	at Denver	P	0	0	0	0.0	0.0	0.0	0	0	0	0/0	0.0	0	0	0	0	L	20-23
12/08	at Jacksonville	P	5	3	26	60.0	5.2	8.7	1	0	14t	0/0	113.3	4	10	9	0	W	45-10
12/15	Minnesota		DID NOT PLAY (NON-INJURY)															L	10-39
12/22	Oakland	P	0	0	0	0.0	0.0	0.0	0	0	0	0/0	0.0	2	-2	-1	0	L	17-24
12/29	at Kansas City		DID NOT PLAY (NON-INJURY)															L	21-31
2019 TOTALS		**8-0**	**6**	**4**	**33**	**66.7**	**5.5**	**8.3**	**1**	**0**	**14T**	**0/0**	**120.1**	**10**	**7**	**9**	**0**	**5-11**	

+ - Overtime

2020 GAME-BY-GAME REGULAR-SEASON STATISTICS (L.A. CHARGERS)

			PASSING											RUSHING					
DATE	OPPONENT	P/S	ATT	CMP	YDS	PCT	Y/A	Y/C	TD	INT	LG	SK/YD	RATE	ATT	YDS	LG	TD	W/L	SCORE
09/13	at Cincinnati	S	30	16	208	53.3	6.9	13.0	0	0	37	2/1	75.4	6	7	4	0	W	16-13
09/20	Kansas City		DID NOT PLAY (NON-INJURY)															L	20-23+
09/27	Carolina		ON INACTIVE LIST															L	16-21
10/04	at Tampa Bay		ON INACTIVE LIST															L	31-38
10/12	at New Orleans		ON INACTIVE LIST															L	27-30+
10/25	Jacksonville		ON INACTIVE LIST															W	39-29
11/01	at Denver		ON INACTIVE LIST															L	30-31
11/08	Las Vegas	P	0	0	0	0.0	0.0	0.0	0	0	0	0/0	0.0	0	0	0	0	L	26-31
11/15	at Miami		DID NOT PLAY (NON-INJURY)															L	21-29
11/22	N.Y. Jets		DID NOT PLAY (NON-INJURY)															W	34-28
11/29	at Buffalo		DID NOT PLAY (NON-INJURY)															L	17-27
12/06	New England		DID NOT PLAY (NON-INJURY)															L	0-45
12/13	Atlanta		DID NOT PLAY (NON-INJURY)															W	20-17
12/17	at Las Vegas		DID NOT PLAY (NON-INJURY)															W	30-27+
12/27	Denver		DID NOT PLAY (NON-INJURY)															W	19-16
01/03	at Kansas City		DID NOT PLAY (NON-INJURY)															W	38-21
2020 TOTALS		**2-1**	**30**	**16**	**208**	**53.3**	**6.9**	**13.0**	**0**	**0**	**37**	**2/1**	**75.4**	**6**	**7**	**4**	**0**	**7-9**	

+ - Overtime

2021 GAME-BY-GAME REGULAR-SEASON STATISTICS (HOUSTON)

			PASSING											RUSHING					
DATE	OPPONENT	P/S	ATT	CMP	YDS	PCT	Y/A	Y/C	TD	INT	LG	SK/YD	RATE	ATT	YDS	LG	TD	W/L	SCORE
09/12	Jacksonville	S	33	21	291	63.6	8.8	13.9	2	0	52	1/2	112.1	4	40	29	0	W	37-21
09/19	at Cleveland	S	11	10	125	90.9	11.4	12.5	1	0	32	0/0	144.3	1	15	15t	1	L	21-31
09/23	Carolina								INJURED RESERVE									L	9-24
10/03	at Buffalo								INJURED RESERVE									L	0-40
10/10	New England								INJURED RESERVE									L	22-25
10/17	at Indianapolis								INJURED RESERVE									L	3-31
10/24	at Arizona								INJURED RESERVE									L	5-31
10/31	L.A. Rams								INJURED RESERVE - DESIGNATED FOR RETURN									L	22-38
11/07	at Miami	S	43	24	240	55.8	5.6	10.0	0	3	39	5/41	42.8	3	23	10	0	L	9-17
11/21	at Tennessee	S	24	14	107	58.3	4.5	7.6	0	0	13	0/0	69.3	6	28	7t	2	W	22-13
11/28	N.Y. Jets	S	26	17	158	65.4	6.1	9.3	2	1	40t	5/52	91.5	2	30	30	0	L	14-21
12/05	Indianapolis	S	13	5	45	38.5	3.5	9.0	0	1	15	2/24	16.5	3	15	7	0	L	0-31
12/12	Seattle								DID NOT PLAY (NON-INJURY)									L	13-33
12/19	at Jacksonville								DID NOT PLAY (NON-INJURY)									W	30-16
12/26	L.A. Chargers								DID NOT PLAY (NON-INJURY)									W	41-29
01/02	at San Francisco								DID NOT PLAY (NON-INJURY)									L	7-23
01/09	Tennessee								DID NOT PLAY (NON-INJURY)									L	25-28
2021 TOTALS		**6-6**	**150**	**91**	**966**	**60.7**	**6.4**	**10.6**	**5**	**5**	**52**	**13/119**	**76.7**	**19**	**151**	**30**	**3**	**4-13**	

2022 GAME-BY-GAME REGULAR-SEASON STATISTICS (N.Y. GIANTS)

			PASSING											RUSHING					
DATE	OPPONENT	P/S	ATT	CMP	YDS	PCT	Y/A	Y/C	TD	INT	LG	SK/YD	RATE	ATT	YDS	LG	TD	W/L/T	SCORE
09/11	at Tennessee								DID NOT PLAY (NON-INJURY)									W	21-20
09/18	Carolina								DID NOT PLAY (NON-INJURY)									W	19-16
09/26	Dallas								DID NOT PLAY (NON-INJURY)									L	16-23
10/02	Chicago	P	3	1	11	33.3	3.7	11.0	0	1	11	0/0	5.6	3	30	13	0	W	20-12
10/09	at Green Bay								ON INACTIVE LIST									W	27-22
10/16	Baltimore								DID NOT PLAY (NON-INJURY)									W	24-20
10/23	at Jacksonville								DID NOT PLAY (NON-INJURY)									W	23-17
10/30	at Seattle								DID NOT PLAY (NON-INJURY)									L	13-27
11/13	Houston								DID NOT PLAY (NON-INJURY)									W	24-16
11/20	Detroit								DID NOT PLAY (NON-INJURY)									L	18-31
11/24	at Dallas								DID NOT PLAY (NON-INJURY)									L	20-28
12/04	Washington								DID NOT PLAY (NON-INJURY)									T	20-20
12/11	Philadelphia	P	5	5	47	100.0	9.4	9.4	1	0	19t	3/18	145.4	2	40	32	0	L	22-48
12/18	at Washington								DID NOT PLAY (NON-INJURY)									W	20-12
12/24	at Minnesota								DID NOT PLAY (NON-INJURY)									L	24-27
01/01	Indianapolis	P	0	0	0	0.0	0.0	0.0	0	0	0	0/0	0.0	0	0	0	0	W	38-10
01/08	at Philadelphia								DID NOT PLAY (NON-INJURY)									L	16-22
2022 TOTALS		**3-0**	**8**	**6**	**58**	**75.0**	**7.3**	**9.7**	**1**	**1**	**19T**	**3/18**	**94.8**	**5**	**70**	**32**	**0**	**9-7-1**	

2023 GAME-BY-GAME REGULAR-SEASON STATISTICS (N.Y. GIANTS)

			PASSING											RUSHING					
DATE	OPPONENT	P/S	ATT	CMP	YDS	PCT	Y/A	Y/C	TD	INT	LG	SK/YD	RATE	ATT	YDS	LG	TD	W/L	SCORE
09/10	Dallas	P	2	2	6	100.0	3.0	3.0	0	0	9	0/0	79.2	0	0	0	0	L	0-40
09/17	at Arizona								DID NOT PLAY (NON-INJURY)									W	31-28
09/21	at San Francisco	P	1	0	0	0.0	0.0	0.0	0	0	0	0/0	39.6	1	2	2	0	L	12-30
10/02	Seattle	P	0	0	0	0.0	0.0	0.0	0	0	0	0/0	0.0	0	0	0	0	L	3-24
10/08	at Miami	P	12	9	86	75.0	7.2	9.6	0	0	20	1/3	94.4	3	14	9	0	L	16-31
10/15	at Buffalo	S	36	24	200	66.7	5.6	8.3	0	0	31	3/15	80.8	5	24	7	0	L	9-14
10/22	Washington	S	29	18	279	62.1	9.6	15.5	2	0	42	4/29	116.9	8	25	20	0	W	14-7
2023 TOTALS		**6-2**	**80**	**53**	**571**	**66.3**	**7.1**	**10.8**	**2**	**0**	**42**	**8/47**	**95.4**	**17**	**65**	**20**	**0**	**2-5**	

2011 GAME-BY-GAME POSTSEASON STATISTICS (BALTIMORE)

			PASSING											RUSHING					
DATE	OPPONENT	P/S	ATT	CMP	YDS	PCT	Y/A	Y/C	TD	INT	LG	SK/YD	RATE	ATT	YDS	LG	TD	W/L	SCORE
01/15	Houston								INACTIVE									W	20-13
01/22	at New England								INACTIVE									L	20-23
2011 TOTALS		**0-0**	**0**	**0**	**0**	**0.0**	**0.0**	**0.0**	**0**	**0**	**0**	**0/0**	**0.0**	**0**	**0**	**0**	**0**	**1-1**	

2012 GAME-BY-GAME POSTSEASON STATISTICS (BALTIMORE)

			PASSING											RUSHING					
DATE	OPPONENT	P/S	ATT	CMP	YDS	PCT	Y/A	Y/C	TD	INT	LG	SK/YD	RATE	ATT	YDS	LG	TD	W/L	SCORE
01/06	Indianapolis								INACTIVE									W	24-9
01/12	at Denver								INACTIVE									W	38-35+
01/20	at New England								INACTIVE									W	28-13
02/03	at San Francisco								INACTIVE									W	34-31
2012 TOTALS		**0-0**	**0**	**0**	**0**	**0.0**	**0.0**	**0.0**	**0**	**0**	**0**	**0/0**	**0.0**	**0**	**0**	**0**	**0**	**4-0**	

+ - Overtime

2014 GAME-BY-GAME POSTSEASON STATISTICS (BALTIMORE)

			PASSING											RUSHING					
DATE	OPPONENT	P/S	ATT	CMP	YDS	PCT	Y/A	Y/C	TD	INT	LG	SK/YD	RATE	ATT	YDS	LG	TD	W/L	SCORE
01/03	at Pittsburgh								INACTIVE									W	30-17
01/10	at New England								INACTIVE									L	31-35
2014 TOTALS		**0-0**	**0**	**0**	**0**	**0.0**	**0.0**	**0.0**	**0**	**0**	**0**	**0/0**	**0.0**	**0**	**0**	**0**	**0**	**1-1**	

2017 GAME-BY-GAME POSTSEASON STATISTICS (BUFFALO)

			PASSING											RUSHING					
DATE	OPPONENT	P/S	ATT	CMP	YDS	PCT	Y/A	Y/C	TD	INT	LG	SK/YD	RATE	ATT	YDS	LG	TD	W/L	SCORE
01/07	at Jacksonville	S	37	17	134	45.9	3.6	7.9	0	1	16	2/15	44.2	7	27	9	0	L	3-10
2017 TOTALS		**1-1**	**37**	**17**	**134**	**45.9**	**3.6**	**7.9**	**0**	**1**	**16**	**2/15**	**44.2**	**7**	**27**	**9**	**0**	**0-1**	

2022 GAME-BY-GAME POSTSEASON STATISTICS (N.Y. GIANTS)

			PASSING											RUSHING					
DATE	OPPONENT	P/S	ATT	CMP	YDS	PCT	Y/A	Y/C	TD	INT	LG	SK/YD	RATE	ATT	YDS	LG	TD	W/L	SCORE
01/15	at Minnesota								DID NOT PLAY (NON-INJURY)									W	31-24
01/21	at Philadelphia								DID NOT PLAY (NON-INJURY)									L	7-38
2022 TOTALS		**0-0**	**0**	**0**	**0**	**0.0**	**0.0**	**0.0**	**0**	**0**	**0**	**0/0**	**0.0**	**0**	**0**	**0**	**0**	**1-1**	



KAYVON THIBODEAUX

OLB

(ti-buh-dough)

HEIGHT: 6-5
WEIGHT: 258
COLLEGE: OREGON
HOW ACQUIRED: D1-'22
NFL EXP.: 2ND YEAR
GIANTS EXP.: 2ND YEAR

5

HONORS

» NFC Defensive Player of the Week: 2022 Week 15

TRANSACTIONS

» Originally a first-round (5th pick overall) draft choice by the Giants in 2022.

2023 SEASON HIGHLIGHTS

» Has 12 tackles, 5 quarterback hits, 4 tackles for loss, 4.0 sacks, 1 pass defensed and 1 fumble recovery through 6 games...His 4 sacks lead the Giants and his 5 quarterback hits are tied for 1st on the team...Ranks 3rd in quarterback pressures (53) and tied for 3rd in sacks (8.0) since 2022 among 2nd-year players.
» Recorded at least 1 sack in three consecutive weeks in Weeks 3 through 5.
» Recorded 2 tackles (1 solo), 1.0 sack, 1 tackle for loss, 1 quarterback hit and 1 fumble recovery in Week 5 at Miami.
» Recorded the first multi-sack game of his career in Week 4 vs. Seattle...Finished with 2 tackles, 2.0 sacks, 2 tackles for loss, 2 QB hits and 1 pass defensed.
» Earned his 1st sack of the season on 49ers QB Brock Purdy in Week 3...Added 3 tackles, 1 tackle for loss and 1 quarterback hit.

CAREER HIGHLIGHTS

» Has played in and started 20 regular-season games and 2 postseason games for the Giants...Has recorded 61 tackles (39 solo), 8.0 sacks, 18 quarterback hits, 10 tackles for loss, 6 passes defensed, 2 forced fumbles and 3 fumble recoveries, including a fumble recovery touchdown.
» As a rookie in 2022, started all 14 regular-season games in which he played, as well as both of the Giants' postseason games…Missed the first 2 games of the season with a knee injury suffered in the preseason…Finished 3rd on the team with 4.0 sacks while collecting with 49 tackles (33 solo), 6 tackles for loss, 13 quarterback hits, 5 passes defensed, 2 forced fumbles, 2 fumble recoveries and one touchdown…In the playoffs, he had 11 tackles (7 solo) and one quarterback hit.
» Recorded one solo tackle in his NFL debut, vs. Dallas (9/26)…Recovered a fumble forced by Azeez Ojulari to accompany 4 tackles (2 solo) and a quarterback hit vs. Chicago (10/2).
» Notched his first career sack, an 8-yarder of Lamar Jackson, on a game-clinching strip sack with 1:30 remaining, vs. Baltimore (10/16)…Sacked Taylor Heinicke with 1:28 remaining in overtime vs. Washington (12/4).
» Named NFC Defensive Player of the Week after posting a team-high 12 tackles (9 solo), including 3 tackles for loss, and strip-sack of Heinicke, whose fumble he recovered and returned one yard for his first NFL touchdown, at Washington (12/18)...It was the Giants' first defensive touchdown since Nov. 7, 2021, when Xavier McKinney intercepted a pass vs. Las Vegas and returned it 41 yards for a touchdown...Thibodeaux scored his first touchdown since he played tight end in high school and his first ever defensive touchdown.
» Made 5 tackles (4 solo) and sacked Nick Foles Indianapolis (1/1)…Did not play, along with numerous other starters, at Philadelphia (1/8).
» Recorded 3 solo tackles and a quarterback hit of Kirk Cousins in the NFC Wild Card Game at Minnesota (1/15)…Added 8 tackles (4 solo) in the divisional round at Philadelphia (1/21).

COLLEGE

» Played in 32 games with 21 starts in 3 seasons at Oregon…Collected 123 tackles (82 solo), 35.5 tackles for loss, 19.0 sacks, 7 passes defensed and 3 forced fumble…In 3 Pac-12 Championship Games, had a combined 13 tackles, 5.5 tackles for loss, 4.5 sacks and 21 quarterback pressures…His 19.0 sacks are tied for 7th in program history…Was the first Oregon defensive lineman to earn All-America honors since DeForest Buckner in 2015.
» In 2021, played in 11 games with 9 starts…Missed 2+ games due to injury…Tallied a career-high 50 tackles (35 solo), 12 tackles for loss, 7.0 sacks and 2 forced fumbles…Became the 4th player in program history – and first defensive player – to be a unanimous All-America…Finalist for the Bronko Nagurski Trophy and the Chuck Bednarik Award, each presented to the best defensive player in the nation...Voted a first-team All-Pac-12 selection by the league's coaches for the 2nd straight season…His 7.0 sacks led Oregon and tied for 3rd in the Pac-12.
» In 2020, started all 7 games of a Ducks' season that was abbreviated by the pandemic…Led all Pac-12 defensive linemen with 38 tackles (23 solo) and had team-high totals of 9.5 tackles for loss and 3.0 sacks…Selected first-team All-Pac-12 and 3rd-team All-America…Earned Pac-12 Championship Game MVP honors after posting 12 quarterback hurries, 2.0 tackles for loss, a 3rd-down sack in the 3rd quarter and a TFL on a 4th down play in the first quarter at USC (12/18).
» As a freshman in 2019, played in 14 games with 5 starts…Selected by the league's coaches as the Pac-12 Freshman Defensive Player of the Year and

all-conference honorable mention…Set the program freshman record with a team-high 9.0 sacks and also topped the team with 14.0 tackles for loss…Ranked 2nd among FBS freshman in sacks and 3rd in tackles for loss…Set the Pac-12 Championship Game record with 2.5 sacks, all in the 4th quarter, had 5 tackles and was the first player to block a punt in the championship game, vs. Utah (12/6).

OFF-THE-FIELD ACTIVITY

- Founded The Jream Foundation to educate, mentor, empower and instill confidence and wisdom into underprivileged youth…Donated $50,000 to Puppies Behind Bars through his jersey swap with Giants placekicker Graham Gano…Attended The Giants Foundation Golf Classic which raised over $400,000 for The Giants Foundation…Visited schools that participate in the New York City Police Foundation's Far Rockaway Giants youth program and led a flag football clinic with the police officers for the boys in the program…Assisted Eva's Village staff to prepare and serve meals for those in need for Thanksgiving…Met with members from the Wounded Warriors Project during their visit at the Quest Diagnostic Training Facility to watch practice and enjoy a day with the Giants…Partnered with Toys for Tots and the U.S. Marines to hand out 300 toys at School 55 in the Bronx…Represented The Jream Foundation during Week 13 of the NFL season for My Cause My Cleats.

PERSONAL

- Enrolled at Junipero Serra High School in San Mateo, Calif. as a freshman…Transferred toward the end of the season to Susan Miller Dorsey High School in Los Angeles…As a sophomore, led Dorsey to an 11-3 record with 27.0 tackles for loss and 17.0 sacks and was named his section's Defensive Lineman of the Year…Near the end of his sophomore year, Thibodeaux and his mother, Shawnta Smith, moved to Woodland Hills in the San Fernando Valley, and he transferred again, to Oaks Christian, a private school in Westlake Village…Recorded 54.0 career sacks in 4 years, including at least 1.0 sack in 16 of 27 games as a junior and senior at Oaks Christian…Top-ranked player in the ESPN300…Named the USA Today High School Defensive Player of the Year, as well as first-team All-USA Defense…Played in the 2019 Under Armour All-American Game and was named a co-captain for Team Sanders…Named the Defensive Player of the Year in California by USA Today, while also being named first-team All-California by the paper…As a senior, selected Marmonte League Co-Player of the Year, All-CIF Southern Section Division 1, first-team Daily News all-area and a member of the Los Angeles Times All-Star Team…Recorded 54 tackles, 18.0 sacks and 5 forced fumbles…Had 6 multi-sack performances, including 3 games with 3.0 sacks.
- As a junior, named the Los Angeles Daily News' Player of the Year, the Ventura County Star's Defensive Player of the Year…Selected the CIF Southern Section Division 2 co-Defensive Player of the Year and the Marmonte League co-MVP…Finished with 20.0 sacks, 28 tackles for loss, and 99 tackles…Had at least 4 tackles in every game and at least 3.0 sacks 6 times…Helped lead Oaks Christian to a CIF Southern Section Division 2 title, finishing with 4.0 sacks and 6 tackles in the title game vs. Valencia…Had 9 catches for 134 yards and 3 touchdowns as a tight end.
- As a sophomore, named the CIF Los Angeles City Section Division I Defensive Lineman of the Year at Dorsey High…Recorded 17.0 sacks and 27 tackles for loss…Had 4 multi-sack games.

KAYVON THIBODEAUX'S NFL REGULAR SEASON DEFENSIVE STATISTICS

				TACKLES								INTERCEPTIONS					O. FUMB				ST					MISC	
DATE	TEAM	GP	GS	TK	S	A	TFL	YDS	SK	YDS	QBH	NO	YDS	LG	TD	PD	FF	FR	TD	YDS	TK	S	A	FF	FR	S	A
2022	N.Y. Giants	14	14	49	33	16	6	25	4.0	34.0	13	0	0	0	0	5	2	2	1	1	0	0	0	0	0	0	0
2023	N.Y. Giants	7	7	16	7	9	5	33	5.5	36.5	7	0	0	0	0	1	0	1	0	0	0	0	0	0	0	0	0
NFL TOTALS		**21**	**21**	**65**	**40**	**25**	**11**	**58**	**9.5**	**70.5**	**20**	**0**	**0**	**0**	**0**	**6**	**2**	**3**	**1**	**1**	**0**	**0**	**0**	**0**	**0**	**0**	**0**

KAYVON THIBODEAUX'S NFL POSTSEASON DEFENSIVE STATISTICS

				TACKLES								INTERCEPTIONS					O. FUMB				ST					MISC	
DATE	TEAM	GP	GS	TK	S	A	TFL	YDS	SK	YDS	QBH	NO	YDS	LG	TD	PD	FF	FR	TD	YDS	TK	S	A	FF	FR	S	A
2022	N.Y. Giants	2	2	11	7	4	0	0	0.0	0.0	1	0	0	0	0	0	0	0	0	0	0	0	0	0	0	0	0
NFL TOTALS		**2**	**2**	**11**	**7**	**4**	**0**	**0**	**0.0**	**0.0**	**1**	**0**	**0**	**0**	**0**	**0**	**0**	**0**	**0**	**0**	**0**	**0**	**0**	**0**	**0**	**0**	**0**

SINGLE-GAME HIGHS: DEFENSIVE

Total Tackles
12 at Washington Commanders, Dec 18, 2022
6 at Minnesota Vikings, Dec 24, 2022
5 vs. Indianapolis Colts, Jan 01, 2023
5 vs. Washington Commanders, Dec 04, 2022
4 vs. Washington Commanders, Oct 22, 2023
4 vs. Dallas Cowboys, Sep 10, 2023
...2 more at 4.

Solo Tackles
9 at Washington Commanders, Dec 18, 2022
4 vs. Indianapolis Colts, Jan 01, 2023
4 at Minnesota Vikings, Dec 24, 2022
3 vs. Baltimore Ravens, Oct 16, 2022
2 vs. Seattle Seahawks, Oct 02, 2023
...6 more at 2.

Sacks
2.0 vs. Seattle Seahawks, Oct 02, 2023
1.5 vs. Washington Commanders, Oct 22, 2023
1.0 at Miami Dolphins, Oct 08, 2023
1.0 at San Francisco 49ers, Sep 21, 2023
1.0 vs. Indianapolis Colts, Jan 01, 2023
...3 more at 1.0.

Passes Defensed
2 at Green Bay Packers, Oct 09, 2022
1 vs. Seattle Seahawks, Oct 02, 2023
1 vs. Indianapolis Colts, Jan 01, 2023
1 at Minnesota Vikings, Dec 24, 2022
...1 more at 1.

Forced Fumbles
1 at Washington Commanders, Dec 18, 2022
1 vs. Baltimore Ravens, Oct 16, 2022

Fumble Recoveries
1 at Washington Commanders, Dec 18, 2022
1 vs. Chicago Bears, Oct 02, 2022

Tackles For Loss
3 at Washington Commanders, Dec 18, 2022
2 vs. Seattle Seahawks, Oct 02, 2023
2 vs. Indianapolis Colts, Jan 01, 2023
1 vs. Washington Commanders, Oct 22, 2023
1 at Miami Dolphins, Oct 08, 2023
...2 more at 1.

Longest Opp Fumble Return
1 at Washington Commanders, Dec 18, 2022

SINGLE-GAME HIGHS - POSTSEASON: DEFENSIVE

Total Tackles
8 at Philadelphia Eagles, Jan 21, 2023
3 at Minnesota Vikings, Jan 15, 2023

Solo Tackles
4 at Philadelphia Eagles, Jan 21, 2023
3 at Minnesota Vikings, Jan 15, 2023

2023 GAME-BY-GAME REGULAR-SEASON STATISTICS (N.Y. GIANTS)

			TACKLES								INTERCEPTIONS					O. FUMB				ST					MISC			
DATE	OPPONENT	P/S	TK	S	A	SK	YDS	TFL	YDS	QBH	NO	YDS	LG	TD	PD	FF	FR	TD	YDS	TK	S	A	FF	FR	S	A	W/L	SCORE
09/10	Dallas	S	4	1	3	0.0	0.0	0	0	0	0	0	0	0	0	0	0	0	0	0	0	0	0	0	0	0	L	0-40
09/17	at Arizona	S	0	0	0	0.0	0.0	0	0	1	0	0	0	0	0	0	0	0	0	0	0	0	0	0	0	0	W	31-28
09/21	at San Francisco	S	3	1	2	1.0	4.0	1	4	1	0	0	0	0	0	0	0	0	0	0	0	0	0	0	0	0	L	12-30
10/02	Seattle	S	2	2	0	2.0	13.0	2	13	2	0	0	0	0	1	0	0	0	0	0	0	0	0	0	0	0	L	3-24
10/08	at Miami	S	2	1	1	1.0	6.0	1	6	1	0	0	0	0	0	0	1	0	0	0	0	0	0	0	0	0	L	16-31
10/15	at Buffalo	S	1	1	0	0.0	0.0	0	0	0	0	0	0	0	0	0	0	0	0	0	0	0	0	0	0	0	L	9-14
10/22	Washington	S	4	1	3	1.5	13.5	1	10	2	0	0	0	0	0	0	0	0	0	0	0	0	0	0	0	0	W	14-7
2023 TOTALS		**7-7**	**16**	**7**	**9**	**5.5**	**36.5**	**5**	**33**	**7**	**0**	**0**	**0**	**0**	**1**	**0**	**1**	**0**	**0**	**0**	**0**	**0**	**0**	**0**	**0**	**0**	**2-5**	



ANDREW THOMAS

T

78

HEIGHT: 6-5
WEIGHT: 315
COLLEGE: GEORGIA
HOW ACQUIRED: D1-'20
NFL EXP.: 4TH YEAR
GIANTS EXP.: 4TH YEAR

HONORS

» Second-team All-Pro: 2022

TRANSACTONS

» Originally a first-round (4th pick overall) draft choice by the Giants in 2020.

GIANTS NOTE

» Thomas was the highest-drafted offensive lineman by the Giants since Ohio State's John Hicks was selected 3rd overall in 1974.

CAREER HIGHLIGHTS

» Has played in 46 regular-season games with 45 starts and both postseason games in which he played at left tackle.
» In 2022, started each of the first 16 games…Inactive with numerous other starters at Philadelphia (1/8)…Selected Second-team All-Pro...Started at left tackle in the NFC Wild Card Game at Minnesota (1/15) and divisional round at Philadelphia (1/21)...Key member of an offensive line that helped the Giants finish 4th in the NFL in rushing yardage with an average of 148.2 yards a game and 5th with 4.8 yards a carry, and was instrumental in Saquon Barkley rushing for a career-high 1,312 yards.
» In 2021, Thomas started all 13 games in which he played at left tackle…Played 100% of the offensive snaps in each of the first 4 games…Part of an offensive line that did not allow a sack at New Orleans (10/3) and helped average the 4th-most yards per play (8.08) by a Giants team since the merger…Did not play at Dallas (10/10) due to an ankle injury…Played in 29 offensive snaps the Rams (10/17) before suffering an ankle injury and spent the next 3 weeks on injured reserve.
» Returned from injury at Tampa Bay (11/22) and caught a 2-yard touchdown pass from Daniel Jones to become the first Giants offensive lineman in the Super Bowl era to record a touchdown reception…Was one of 6 NFL offensive linemen in the regular season to catch a touchdown…Started the next 7 games at left tackle and he did not allow a sack during that span.
» As a rookie in 2020, Thomas played in all 16 games with 15 starts at left tackle…Did not start vs. Washington (10/18) due to a coach's decision…Fellow rookie Matt Peart started in his place…Thomas played 976 of the team's offensive snaps (96.4%)…The offensive line helped the Giants exceed 100 rushing yards in 7 consecutive games from Oct. 18 -Dec. 6, their longest streak since they hit the century mark in 9 straight games in 2010… Joined Shane Lemieux, Nick Gates, Kevin Zeitler and Cam Fleming as the Giants were the only NFL team to start the same offensive line combination in each of the season's final 9 games.
» When Thomas and defensive back Darnay Holmes played the first snaps on offense and defense, respectively, vs. Pittsburgh (9/14), it marked the 8th consecutive year at least one Giants rookie draft choice started the season opener.
» Thomas caught a pass from Jones for a successful 2-point conversion in the 4th quarter at Dallas (10/11), the Giants' first successful 2-point conversion since Nov. 10, 2019, when Jones threw a pass to Bennie Fowler…Thomas was the first player in NFL history whose listed position is on the offensive line to score on a 2-point conversion (which were instituted in 1994).

COLLEGE

» Started all 41 games in which he played in 3 seasons at Georgia – 15 at right tackle as a true freshman in 2017 and 13 at left tackle in both 2018 and 2019…Two-time first-team All-SEC (2018-19)…Freshman All-America…Second-team All-America in 2018, first-team All-America in 2019…A key player on Georgia teams that won 11 or more games in 3 straight seasons, won 3 consecutive SEC Eastern Division titles, and played in New Year's Six Bowl games 3 years in a row (2018 Rose, 2019 Allstate Sugar, 2020 Allstate Sugar)…Entered the NFL Draft after his junior season.
» As a junior in 2019, started at left tackle in all 13 games in which he played…Did not play in the Bulldogs' Sugar Bowl victory vs. Baylor…Walter Camp first-team All-America…Winner of the SEC's Jacobs Blocking Trophy, UGA's first recipient of the award in 21 years...Named one of 4 permanent team captains...Co-winner of Vince Dooley Offensive MVP, given at team's post-season awards gala...All-SEC first-team selection by the league's coaches and the AP...Semifinalist for the 2019 Outland Trophy...In 2018, moved to left tackle after the departure of Isaiah Wynn, a 2017 All-America and first-round draft choice of the New England Patriots…Started all 13 games in which he played…Named 2018 SI.com first-team All-America and Associated Press & Walter Camp 2nd team...Coaches All-SEC first team and Associated Press All-SEC 2nd team...As a true freshman in 2017, joined the first team early in preseason camp and started all 15 games at right tackle, including the national championship game vs. Alabama.

OFF-THE-FIELD ACTIVITY

» Visited New City Kids in Paterson, N.J. to join students in musical instrument practice, help with homework and played for 60 minutes…Helped honor the firefighters who gave their lives on Sept. 11, 2001, with a visit to Engine 24, Ladder 5 in New York City, where they learned about the firefighters who passed away and spent time and shared a meal with firefighters…Met with members from the Wounded Warriors Project during their visit at the Quest Diagnostic Training Facility to watch practice and enjoy a day with the Giants…Joined the NYPD to hand out turkeys and meal kits to members of the Bronx community…Donated 100 turkeys to families in his hometown of Lithonia, Ga for Thanksgiving and provided holiday gifts for families.

PERSONAL

» Sport management major…Starred at Pace Academy in Atlanta…Selected to represent the East in the 2017 U.S. Army All-America Bowl…Was a 4-star prospect and consensus top-50 recruit…Named to Atlanta Journal-Constitution's 2016 Super 11 team in Georgia and Class AAA All-State offense…In 2015, helped Pace Academy to a 14-2 record and the Class AAA State Championship…Played both offensive tackle and defensive line, recording 59 tackles his senior season…Full name is Andrew Ken Thomas…Also played baseball and basketball and was a member of the school's concert band (plays the drums and piano)…Recipient of the Wayne McDuffie and Statesboro Bulldog Club scholarships…Hometown is Lithonia, Ga.

ANDREW THOMAS' NFL REGULAR SEASON STATISTICS

DATE	TEAM	GP	GS
2020	N.Y. Giants	16	15
2021	N.Y. Giants	13	13
2022	N.Y. Giants	16	16
2023	N.Y. Giants	1	1
NFL TOTALS		**46**	**45**

ANDREW THOMAS' NFL POSTSEASON STATISTICS

DATE	TEAM	GP	GS
2022	N.Y. Giants	2	2
NFL TOTALS		**2**	**2**

2023 GAME-BY-GAME REGULAR-SEASON STATISTICS (N.Y. GIANTS)

DATE	OPPONENT	P/S		W/L	SCORE
09/10	Dallas	S		L	0-40
09/17	at Arizona		ON INACTIVE LIST	W	31-28
09/21	at San Francisco		INACTIVE	L	12-30
10/02	Seattle		ON INACTIVE LIST	L	3-24
10/08	at Miami		ON INACTIVE LIST	L	16-31
10/15	at Buffalo		ON INACTIVE LIST	L	9-14
10/22	Washington		ON INACTIVE LIST	W	14-7
2023 TOTALS		**1-1**		**2-5**	



HONORS

» Pro Bowl: 2020

TRANSACTIONS

» Originally a 6th-round (204th pick overall) draft choice by the Baltimore Ravens in 2015...Waived by Baltimore on Sept. 1, 2018...Signed to Baltimore's practice squad on Sept. 2, 2018...Signed by the Oakland Raiders on Nov. 27, 2018…Traded to the Giants for a 3rd-round 2023 draft choice (No. 100 overall) on March 15, 2023.

2023 SEASON HIGHLIGHTS

» Leads the Giants with 28 catches for 282 yards...Ranks 5th in receptions and tied for 6th in receiving yards among tight ends...14 of his receptions this season have resulted in a first down, which is tied for fifth-most among tight ends.
» In Week 5 at Miami, led the Giants and ranked third in the league in catches (8) and yards (86).
» Ranked tied for 1st on the team in receptions (6) and 2nd in receiving yards (76) in the Week 2 win over Arizona.

CAREER HIGHLIGHTS

» Has played in 80 regular-season games with 58 starts for the Giants, Baltimore and Oakland/Las Vegas...Started one postseason game for the Raiders…Career totals include 326 receptions for 3,854 yards (11.8-yard avg.) and 19 touchdowns, with a long of catch of 75 yards…Also has 3 rushing attempts for 26 yards…In the playoffs, he has 7 receptions for 76 yards.
» In 2022, played in 9 games with 6 starts for Las Vegas…Totaled 28 receptions for 388 yards (13.9-yard avg.) and 3 touchdowns…On injured reserve from Nov. 10-Dec. 17 with a hamstring injury.
» Tallied 4 receptions for 79 yards (19.8-yard avg.) at the Chargers (9/11)...Caught 6 catches for 50 yards and one touchdown vs. Arizona (9/18)…Recorded 3 receptions for 22 yards with a long of 17 long at Tennessee (9/25)…Had 3 receptions for 24 yards vs. Denver (10/2), extending his streak to 49 consecutive games with multiple receptions…The streak ended the following week, when he injured his hamstring at Kansas City (10/10).
» Returned from injury and had 3 catches for 48 yards, including a 25-yarder and one touchdown, vs. New England (12/18)…Tallied 4 catches for 58 yards at Pittsburgh (12/24) and 3 for 72 yards, including a 24-yard touchdown from Jarrett Stidham vs. San Francisco (1/1).
» In 2021, started all 11 games in which he played in for Las Vegas…Missed 6 contests due to injury...Recorded 55 receptions for 665 yards and 2 touchdowns.
» Finished with 10 receptions for 105 yards with one touchdown vs. Baltimore (9/13), his 4th straight game with 100+ receiving yards, dating back to Dec. 17, 2020…Caught 5 passes for 65 yards at Pittsburgh (9/19).
» Recorded 5 receptions for 54 yards vs. Miami (9/26)…Finished with 4 receptions for 50 yards and one touchdown at the Chargers (10/4) and 4 catches for 45 yards vs. Chicago (10/10)...Returned from injury and posted a game-high 92 receiving yards on 7 receptions at the Giants (11/7)…Caught 7 passes for 116 yards, his 12th career 100-yard game, vs. vs. Cincinnati (11/21)..Had 7 catches for a team-high 76 yards in the AFC Wild Card Game at Cincinnati (1/15).
» In 2020, played in 16 games with 15 starts in the Raiders' first season in Las Vegas...Set career highs in receptions (a franchise-record 107), receiving yards (1,196) and receiving touchdowns (9) and was selected to his first Pro Bowl…Broke Hall of Fame wide receiver Tim Brown's former Raiders record for most catches in a single season (104 in 1997)…Became just the 6th tight end in NFL history with more than 100 receptions in a season…His 107 receptions is tied (with Baltimore's Mark Andrews in 2021) for the 4th-highest total by a tight end in NFL history rank 3rd all-time among tight ends in NFL history.
» Posted a team-high 6 receptions for 45 yards at Carolina (9/13)…Led the team with 12 catches for 103 yards and one touchdown and finished with the 2nd-most receptions by a tight end in a game in Monday Night Football history, vs. New Orleans (9/21).
» Led the club with 88 yards on 9 receptions vs. Buffalo (10/4)…Had a team-high 5 receptions, including one touchdown, at Kansas City (10/11)...Registered a game-high 5 receptions vs. Tampa Bay (10/25).
» Amassed a career-high 200 yards on a career high-tying 13 receptions, including 2 touchdowns, at the Jets (12/6)...Became the 4th tight end in NFL history with at least 200 receiving yards and 2 touchdowns in a game and the 2nd with 10 receptions, 200 receiving yards and 2 touchdowns…His 200 receiving yards were the most by a tight end since tight end San Francisco's George Kittle totaled 210 yards in Week 14 of 2018…Waller was the first tight end since Washington's Jordan Reed in Week 16 of the 2015 season to have 100 receiving yards and 2 receiving touchdowns in the first half of a game.
» Finished with 9 receptions for 150 yards, including a 35-yard touchdown, vs. the Chargers (12/17)…From Weeks 13-15, recorded 425 receiving

yards, the most by a tight end in a 3-game span in NFL history, surpassing Jimmy Graham and Shannon Sharpe's previous record of 413 yards set in 2013 and 1996, respectively.

- Had 9 receptions for 117 yards with one touchdown and a two-point conversion at Denver (1/3).
- In 2019, started all 16 games for the first time in his career, with Oakland…Totaled 90 receptions for 1,145 yards and 3 touchdowns, and added 2 rushing attempts for 5 yards…Led all NFL tight ends with five 100-yard games and his 90 catches and 1,1,45 yards ranked 2nd.
- Led the team with 7 receptions and 70 receiving yards vs. Denver (9/9)... Recorded a career-high 13 receptions, and 134 yards, at Minnesota (9/22)…Caught 7 passes for 53 yards at Indianapolis (9/29)…Became the 5th tight end in NFL history with 30-plus catches through the first 4 games of a season, joining Antonio Gates (33 in 2007), Jimmy Graham (32 in 2014), Zach Ertz (31 in 2018) and Jordan Cameron (30 in 2013).
- Scored his first touchdown as a Raider on a 7-yard pass from Derek Carr at Green Bay (10/20)...Also scored on a 17-yard reception for his first multiple-touchdown game.
- Led all receivers with 7 receptions for 100 yards at Kansas City (12/1)…Collected 6 catches for 107 yards (17.8-yard avg.), including a career-long 75-yard catch, at Denver (12/29), his 5th 100+ receiving yard game.
- In 2018, played 4 games in his first season in Oakland…Recorded 6 receptions for 75 yards and one carry for 21 yards...Made his Raiders debut vs. Pittsburgh (12/9).
- Recorded a career-long rush (21 yards) and caught this first pass for Oakland, a then career-long 44-yard reception at Cincinnati (12/16).
- Recorded 2 receptions for 8 yards vs. Denver (12/24).
- In 2017, spent the season on the Reserve/Suspended List.
- In 2016, played in 12 games with 3 starts for Baltimore...Posted 10 receptions for 85 yards and 2 touchdowns...Finished 2nd on the team with 6 special teams tackles.…Recorded his first career touchdown reception, vs. Cleveland (11/10)...Scored on a 3-yard reception at New England (12/12).
- As a rookie in 2015, played in 6 games with one start for Baltimore…Finished with 2 receptions for 18 yards...Contributed 3 special teams tackles... Made his NFL debut at Denver (9/13)...Recorded his first career reception, for 17 yards, at Pittsburgh (10/1)...Made his first career star, at wide receiver, vs. Cleveland (10/11)…Placed on injured reserve for the remainder of the season on Oct. 28 with a hamstring injury.

COLLEGE

- Played in 50 games with 22 at Georgia Tech (2011-14)…Finished collegiate career with 51 receptions for 971 yards and 9 touchdowns...As a senior, caught a career-high 26 passes for 442 yards and 6 touchdowns…As a junior in 2013, totaled 7 receptions for 367 yards and 3 touchdowns…Finished 2nd on the team in receptions, receiving yards and touchdowns both his junior and senior seasons.

PERSONAL

- Married to Kelsey Plum, who plays for the WNBA's Las Vegas Aces…Management major…Native of Acworth, Ga. ...Attended North Cobb High School in Kennesaw, Ga. ...Named first-team All-County, first-team All-Region and 2nd-team All-State as a senior...Played wide receiver and defensive back during his 3-year varsity career and served as team captain for 2 seasons...Also a standout on the basketball team...In February 2019, started his own foundation, The Darren Waller Foundation…Its goal is to provide a safe, accepting and encouraging environment for students to help avoid and overcome substance abuse and misuse, while also supporting youth and their families during their recover and treatment journey.

DARREN WALLER'S NFL REGULAR SEASON RUSHING/RECEIVING STATISTICS

				RECEIVING					RUSHING				
DATE	TEAM	GP	GS	NO.	YDS.	AVG.	LG	TD	NO.	YDS.	AVG.	LG	TD
2015	Baltimore	6	1	2	18	9.0	17	0	0	0	0.0	0	0
2016	Baltimore	12	3	10	85	8.5	15	2	0	0	0.0	0	0
2018	Baltimore	0	0	0	0	0.0	0	0	0	0	0.0	0	0
					Went from **Baltimore** to **Oakland**.								
2018	Oakland	4	0	6	75	12.5	44	0	1	21	21.0	21	0
2018	TOTAL	4	0	6	75	12.5	44	0	1	21	21.0	21	0
2019	Oakland	16	16	90	1,145	12.7	75	3	2	5	2.5	7	0
2020	Las Vegas	16	15	107	1,196	11.2	38t	9	0	0	0.0	0	0
2021	Las Vegas	11	11	55	665	12.1	33	2	0	0	0.0	0	0
2022	Las Vegas	9	6	28	388	13.9	34	3	0	0	0.0	0	0
2023	N.Y. Giants	7	7	35	380	10.9	27	1	0	0	0.0	0	0
NFL TOTALS		**81**	**59**	**333**	**3,952**	**11.9**	**75**	**20**	**3**	**26**	**8.7**	**21**	**0**

DARREN WALLER'S NFL POSTSEASON RUSHING/RECEIVING STATISTICS

				RECEIVING					RUSHING				
DATE	TEAM	GP	GS	NO.	YDS.	AVG.	LG	TD	NO.	YDS.	AVG.	LG	TD
2021	Las Vegas	1	1	7	76	10.9	23	0	0	0	0.0	0	0
NFL TOTALS		**1**	**1**	**7**	**76**	**10.9**	**23**	**0**	**0**	**0**	**0.0**	**0**	**0**

SINGLE-GAME HIGHS: RUSHING/RECEIVING

Rush Attempts
1 vs. Cincinnati Bengals, Nov 17, 2019
1 at Minnesota Vikings, Sep 22, 2019
1 at Cincinnati Bengals, Dec 16, 2018

Rushing Yards
21 at Cincinnati Bengals, Dec 16, 2018
7 at Minnesota Vikings, Sep 22, 2019

Longest Runs
21 at Cincinnati Bengals, Dec 16, 2018
7 at Minnesota Vikings, Sep 22, 2019

Receptions
13 at New York Jets, Dec 06, 2020
13 at Minnesota Vikings, Sep 22, 2019
12 vs. New Orleans Saints, Sep 21, 2020
10 vs. Baltimore Ravens, Sep 13, 2021
9 at Denver Broncos, Jan 03, 2021
...2 more at 9.

Receiving Yards
200 at New York Jets, Dec 06, 2020
150 vs. Los Angeles Chargers, Dec 17, 2020
134 at Minnesota Vikings, Sep 22, 2019
126 at Green Bay Packers, Oct 20, 2019
122 vs. Jacksonville Jaguars, Dec 15, 2019

Receiving Average
24.0 vs. San Francisco 49ers, Jan 01, 2023
22.4 vs. Miami Dolphins, Dec 26, 2020
19.8 at Los Angeles Chargers, Sep 11, 2022
18.0 at Green Bay Packers, Oct 20, 2019
17.8 at Denver Broncos, Dec 29, 2019

Longest Receptions
75 at Denver Broncos, Dec 29, 2019
48 at Green Bay Packers, Oct 20, 2019
44 at Cincinnati Bengals, Dec 16, 2018
38t at New York Jets, Dec 06, 2020
36 vs. Jacksonville Jaguars, Dec 15, 2019

Receiving TDs
2 at New York Jets, Dec 06, 2020
2 at Green Bay Packers, Oct 20, 2019
1 vs. Washington Commanders, Oct 22, 2023
...15 more at 1.

All-Purpose Yards
200 at New York Jets, Dec 06, 2020
150 vs. Los Angeles Chargers, Dec 17, 2020
141 at Minnesota Vikings, Sep 22, 2019
126 at Green Bay Packers, Oct 20, 2019
122 vs. Jacksonville Jaguars, Dec 15, 2019

Special Teams Tackles
2 vs. Cincinnati Bengals, Sep 27, 2015
1 vs. Pittsburgh Steelers, Dec 09, 2018
...7 more at 1.

Most TDs
2 at New York Jets, Dec 06, 2020
2 at Green Bay Packers, Oct 20, 2019
1 vs. Washington Commanders, Oct 22, 2023
1 vs. San Francisco 49ers, Jan 01, 2023
...14 more at 1.

Miscellaneous Tackles
1 at Los Angeles Chargers, Oct 04, 2021
1 at Denver Broncos, Jan 03, 2021
1 vs. Buffalo Bills, Oct 04, 2020
...1 more at 1.

SINGLE-GAME HIGHS - POSTSEASON: RECEIVING

Receptions
7 at Cincinnati Bengals, Jan 15, 2022

Receiving Yards
76 at Cincinnati Bengals, Jan 15, 2022

Receiving Average
10.9 at Cincinnati Bengals, Jan 15, 2022

Longest Receptions
23 at Cincinnati Bengals, Jan 15, 2022
13 at Cincinnati Bengals, Jan 15, 2022
12 at Cincinnati Bengals, Jan 15, 2022
11 at Cincinnati Bengals, Jan 15, 2022
8 at Cincinnati Bengals, Jan 15, 2022

All-Purpose Yards
76 at Cincinnati Bengals, Jan 15, 2022

100-YARD RECEIVING GAMES (12): REGULAR SEASON

DATE	TEAM	NO.	YDS.	AVG.	LG	TD
09/22/19	at Minnesota	13	134	10.3	30	0
10/20/19	at Green Bay	7	126	18.0	48	2
12/01/19	at Kansas City	7	100	14.3	24	0
12/15/19	JACKSONVILLE	8	122	15.3	36	0
12/29/19	at Denver	6	107	17.8	75	0
09/21/20	NEW ORLEANS	12	105	8.8	18	1
12/06/20	at N.Y. Jets	13	200	15.4	38t	2
12/17/20	L.A. CHARGERS	9	150	16.7	35t	1
12/26/20	MIAMI	5	112	22.4	33	0
01/03/21	at Denver	9	117	13.0	28t	1
09/13/21	BALTIMORE	10	105	10.5	24	1
11/21/21	CINCINNATI	7	116	16.6	31	0

2015 GAME-BY-GAME REGULAR-SEASON STATISTICS (BALTIMORE)

			RECEIVING					RUSHING						
DATE	OPPONENT	P/S	NO.	YDS.	AVG.	LG	TD	NO.	YDS.	AVG.	LG	TD	W/L	SCORE
09/13	at Denver	P	0	0	0.0	0	0	0	0	0.0	0	0	L	13-19
09/20	at Oakland	P	0	0	0.0	0	0	0	0	0.0	0	0	L	33-37
09/27	Cincinnati	P	0	0	0.0	0	0	0	0	0.0	0	0	L	24-28
10/01	at Pittsburgh	P	1	17	17.0	17	0	0	0	0.0	0	0	W	23-20+
10/11	Cleveland	S	1	1	1.0	1	0	0	0	0.0	0	0	L	30-33+
10/18	at San Francisco						INACTIVE						L	20-25
10/26	at Arizona	P	0	0	0.0	0	0	0	0	0.0	0	0	L	18-26
2015 TOTALS		**6-1**	**2**	**18**	**9.0**	**17**	**0**	**0**	**0**	**0.0**	**0**	**0**	**1-6**	

+ - Overtime

2016 GAME-BY-GAME REGULAR-SEASON STATISTICS (BALTIMORE)

			RECEIVING					RUSHING						
DATE	OPPONENT	P/S	NO.	YDS.	AVG.	LG	TD	NO.	YDS.	AVG.	LG	TD	W/L	SCORE
09/18	at Cleveland						NOT ON ROSTER						W	25-20
09/25	at Jacksonville						NOT ON ROSTER						W	19-17
10/02	Oakland						NOT ON ROSTER						L	27-28
10/09	Washington	P	0	0	0.0	0	0	0	0	0.0	0	0	L	10-16
10/16	at N.Y. Giants	P	0	0	0.0	0	0	0	0	0.0	0	0	L	23-27
10/23	at N.Y. Jets	P	0	0	0.0	0	0	0	0	0.0	0	0	L	16-24
11/06	Pittsburgh	S	2	17	8.5	9	0	0	0	0.0	0	0	W	21-14
11/10	Cleveland	P	2	14	7.0	10	1	0	0	0.0	0	0	W	28-7
11/20	at Dallas	S	0	0	0.0	0	0	0	0	0.0	0	0	L	17-27
11/27	Cincinnati	P	2	14	7.0	8	0	0	0	0.0	0	0	W	19-14
12/04	Miami	P	1	15	15.0	15	0	0	0	0.0	0	0	W	38-6
12/12	at New England	P	1	3	3.0	3t	1	0	0	0.0	0	0	L	23-30
12/18	Philadelphia	P	1	11	11.0	11	0	0	0	0.0	0	0	W	27-26
12/25	at Pittsburgh	P	1	11	11.0	11	0	0	0	0.0	0	0	L	27-31
01/01	at Cincinnati	S	0	0	0.0	0	0	0	0	0.0	0	0	L	10-27
2016 TOTALS		**12-3**	**10**	**85**	**8.5**	**15**	**2**	**0**	**0**	**0.0**	**0**	**0**	**7-8**	

2018 GAME-BY-GAME REGULAR-SEASON STATISTICS (BALTIMORE/OAKLAND)

			RECEIVING					RUSHING						
DATE	OPPONENT	P/S	NO.	YDS.	AVG.	LG	TD	NO.	YDS.	AVG.	LG	TD	W/L	SCORE
09/09	Buffalo						PRACTICE SQUAD						W	47-3
09/13	at Cincinnati						PRACTICE SQUAD						L	23-34
09/23	Denver						PRACTICE SQUAD						W	27-14
09/30	at Pittsburgh						PRACTICE SQUAD						W	26-14
10/07	at Cleveland						PRACTICE SQUAD						L	9-12+
10/14	at Tennessee						PRACTICE SQUAD						W	21-0
10/21	New Orleans						PRACTICE SQUAD						L	23-24
10/28	at Carolina						PRACTICE SQUAD						L	21-36
11/04	Pittsburgh						PRACTICE SQUAD						L	16-23
11/18	Cincinnati						PRACTICE SQUAD						W	24-21
11/25	Oakland						PRACTICE SQUAD						W	34-17
							Went from **Baltimore** to **Oakland**.							
12/02	Kansas City						INACTIVE						L	33-40
12/09	Pittsburgh	P	0	0	0.0	0	0	0	0	0.0	0	0	W	24-21
12/16	at Cincinnati	P	1	44	44.0	44	0	1	21	21.0	21	0	L	16-30
12/24	Denver	P	2	8	4.0	6	0	0	0	0.0	0	0	W	27-14
12/30	at Kansas City	P	3	23	7.7	11	0	0	0	0.0	0	0	L	3-35
2018 TOTALS		**4-0**	**6**	**75**	**12.5**	**44**	**0**	**1**	**21**	**21.0**	**21**	**0**	**8-8**	

+ - Overtime

2019 GAME-BY-GAME REGULAR-SEASON STATISTICS (OAKLAND)

			RECEIVING					RUSHING						
DATE	OPPONENT	P/S	NO.	YDS.	AVG.	LG	TD	NO.	YDS.	AVG.	LG	TD	W/L	SCORE
09/09	Denver	S	7	70	10.0	25	0	0	0	0.0	0	0	W	24-16
09/15	Kansas City	S	6	63	10.5	16	0	0	0	0.0	0	0	L	10-28
09/22	at Minnesota	S	13	134	10.3	30	0	1	7	7.0	7	0	L	14-34
09/29	at Indianapolis	S	7	53	7.6	17	0	0	0	0.0	0	0	W	31-24
10/06	Chicago	S	4	39	9.8	13	0	0	0	0.0	0	0	W	24-21
10/20	at Green Bay	S	7	126	18.0	48	2	0	0	0.0	0	0	L	24-42
10/27	at Houston	S	2	11	5.5	8t	1	0	0	0.0	0	0	L	24-27
11/03	Detroit	S	2	52	26.0	31	0	0	0	0.0	0	0	W	31-24
11/07	L.A. Chargers	S	3	40	13.3	27	0	0	0	0.0	0	0	W	26-24
11/17	Cincinnati	S	5	78	15.6	32	0	1	-2	-2.0	-2	0	W	17-10
11/24	at N.Y. Jets	S	3	41	13.7	19	0	0	0	0.0	0	0	L	3-34
12/01	at Kansas City	S	7	100	14.3	24	0	0	0	0.0	0	0	L	9-40
12/08	Tennessee	S	6	72	12.0	25	0	0	0	0.0	0	0	L	21-42
12/15	Jacksonville	S	8	122	15.3	36	0	0	0	0.0	0	0	L	16-20
12/22	at L.A. Chargers	S	4	37	9.3	20	0	0	0	0.0	0	0	W	24-17
12/29	at Denver	S	6	107	17.8	75	0	0	0	0.0	0	0	L	15-16
2019 TOTALS		**16-16**	**90**	**1,145**	**12.7**	**75**	**3**	**2**	**5**	**2.5**	**7**	**0**	**7-9**	

2020 GAME-BY-GAME REGULAR-SEASON STATISTICS (LAS VEGAS)

			RECEIVING					RUSHING						
DATE	OPPONENT	P/S	NO.	YDS.	AVG.	LG	TD	NO.	YDS.	AVG.	LG	TD	W/L	SCORE
09/13	at Carolina	S	6	45	7.5	8	0	0	0	0.0	0	0	W	34-30
09/21	New Orleans	S	12	105	8.8	18	1	0	0	0.0	0	0	W	34-24
09/27	at New England	S	2	9	4.5	8	0	0	0	0.0	0	0	L	20-36
10/04	Buffalo	S	9	88	9.8	22	0	0	0	0.0	0	0	L	23-30
10/11	at Kansas City	P	5	48	9.6	23	1	0	0	0.0	0	0	W	40-32
10/25	Tampa Bay	S	6	50	8.3	14	1	0	0	0.0	0	0	L	20-45
11/01	at Cleveland	S	5	27	5.4	7	0	0	0	0.0	0	0	W	16-6
11/08	at L.A. Chargers	S	5	22	4.4	8	1	0	0	0.0	0	0	W	31-26
11/15	Denver	S	3	37	12.3	24	0	0	0	0.0	0	0	W	37-12
11/22	Kansas City	S	7	88	12.6	26	1	0	0	0.0	0	0	L	31-35
11/29	at Atlanta	S	4	23	5.8	11	0	0	0	0.0	0	0	L	6-43
12/06	at N.Y. Jets	S	13	200	15.4	38t	2	0	0	0.0	0	0	W	31-28
12/13	Indianapolis	S	7	75	10.7	29	0	0	0	0.0	0	0	L	27-44
12/17	L.A. Chargers	S	9	150	16.7	35t	1	0	0	0.0	0	0	L	27-30+
12/26	Miami	S	5	112	22.4	33	0	0	0	0.0	0	0	L	25-26
01/03	at Denver	S	9	117	13.0	28t	1	0	0	0.0	0	0	W	32-31
2020 TOTALS		**16-15**	**107**	**1,196**	**11.2**	**38T**	**9**	**0**	**0**	**0.0**	**0**	**0**	**8-8**	

+ - Overtime

2021 GAME-BY-GAME REGULAR-SEASON STATISTICS (LAS VEGAS)

			RECEIVING					RUSHING						
DATE	OPPONENT	P/S	NO.	YDS.	AVG.	LG	TD	NO.	YDS.	AVG.	LG	TD	W/L	SCORE
09/13	Baltimore	S	10	105	10.5	24	1	0	0	0.0	0	0	W	33-27+
09/19	at Pittsburgh	S	5	65	13.0	25	0	0	0	0.0	0	0	W	26-17
09/26	Miami	S	5	54	10.8	23	0	0	0	0.0	0	0	W	31-28+
10/04	at L.A. Chargers	S	4	50	12.5	21	1	0	0	0.0	0	0	L	14-28
10/10	Chicago	S	4	45	11.3	29	0	0	0	0.0	0	0	L	9-20
10/17	at Denver	S	5	59	11.8	33	0	0	0	0.0	0	0	W	34-24
10/24	Philadelphia					ON INACTIVE LIST							W	33-22
11/07	at N.Y. Giants	S	7	92	13.1	24	0	0	0	0.0	0	0	L	16-23
11/14	Kansas City	S	4	24	6.0	11	0	0	0	0.0	0	0	L	14-41
11/21	Cincinnati	S	7	116	16.6	31	0	0	0	0.0	0	0	L	13-32
11/25	at Dallas	S	2	33	16.5	21	0	0	0	0.0	0	0	W	36-33+
12/05	Washington					ON INACTIVE LIST							L	15-17
12/12	at Kansas City					ON INACTIVE LIST							L	9-48
12/20	at Cleveland					ON INACTIVE LIST							W	16-14
12/26	Denver					ON INACTIVE LIST							W	17-13
01/02	at Indianapolis					RESERVE/COVID-19							W	23-20
01/09	L.A. Chargers	S	2	22	11.0	18	0	0	0	0.0	0	0	W	35-32+
2021 TOTALS		**11-11**	**55**	**665**	**12.1**	**33**	**2**	**0**	**0**	**0.0**	**0**	**0**	**10-7**	

+ - Overtime

2022 GAME-BY-GAME REGULAR-SEASON STATISTICS (LAS VEGAS)

			RECEIVING					RUSHING						
DATE	OPPONENT	P/S	NO.	YDS.	AVG.	LG	TD	NO.	YDS.	AVG.	LG	TD	W/L	SCORE
09/11	at L.A. Chargers	S	4	79	19.8	31	0	0	0	0.0	0	0	L	19-24
09/18	Arizona	S	6	50	8.3	19	1	0	0	0.0	0	0	L	23-29+
09/25	at Tennessee	S	3	22	7.3	17	0	0	0	0.0	0	0	L	22-24
10/02	Denver	S	3	24	8.0	13	0	0	0	0.0	0	0	W	32-23
10/10	at Kansas City	P	0	0	0.0	0	0	0	0	0.0	0	0	L	29-30
10/23	Houston					ON INACTIVE LIST							W	38-20
10/30	at New Orleans					ON INACTIVE LIST							L	0-24
11/06	at Jacksonville					ON INACTIVE LIST							L	20-27
11/13	Indianapolis					INJURED RESERVE							L	20-25
11/20	at Denver					INJURED RESERVE							W	22-16+
11/27	at Seattle					INJURED RESERVE							W	40-34+
12/04	L.A. Chargers					INJURED RESERVE							W	27-20
12/08	at L.A. Rams					INJURED RESERVE							L	16-17
12/18	New England	S	3	48	16.0	25t	1	0	0	0.0	0	0	W	30-24
12/24	at Pittsburgh	S	4	58	14.5	34	0	0	0	0.0	0	0	L	10-13
01/01	San Francisco	P	3	72	24.0	24t	1	0	0	0.0	0	0	L	34-37+
01/07	Kansas City	P	2	35	17.5	24	0	0	0	0.0	0	0	L	13-31
2022 TOTALS		**9-6**	**28**	**388**	**13.9**	**34**	**3**	**0**	**0**	**0.0**	**0**	**0**	**6-11**	

+ - Overtime

2023 GAME-BY-GAME REGULAR-SEASON STATISTICS (N.Y. GIANTS)

			RECEIVING					RUSHING						
DATE	OPPONENT	P/S	NO.	YDS.	AVG.	LG	TD	NO.	YDS.	AVG.	LG	TD	W/L	SCORE
09/10	Dallas	S	3	36	12.0	22	0	0	0	0.0	0	0	L	0-40
09/17	at Arizona	S	6	76	12.7	25	0	0	0	0.0	0	0	W	31-28
09/21	at San Francisco	S	3	20	6.7	9	0	0	0	0.0	0	0	L	12-30
10/02	Seattle	S	3	21	7.0	8	0	0	0	0.0	0	0	L	3-24
10/08	at Miami	S	8	86	10.8	21	0	0	0	0.0	0	0	L	16-31
10/15	at Buffalo	S	5	43	8.6	20	0	0	0	0.0	0	0	L	9-14
10/22	Washington	S	7	98	14.0	27	1	0	0	0.0	0	0	W	14-7
2023 TOTALS		**7-7**	**35**	**380**	**10.9**	**27**	**1**	**0**	**0**	**0.0**	**0**	**0**	**2-5**	

2021 GAME-BY-GAME POSTSEASON STATISTICS (LAS VEGAS)

			RECEIVING					RUSHING						
DATE	OPPONENT	P/S	NO.	YDS.	AVG.	LG	TD	NO.	YDS.	AVG.	LG	TD	W/L	SCORE
01/15	at Cincinnati	S	7	76	10.9	23	0	0	0	0.0	0	0	L	19-26
2021 TOTALS		**1-1**	**7**	**76**	**10.9**	**23**	**0**	**0**	**0**	**0.0**	**0**	**0**	**0-1**	



JIHAD WARD

(Juh-hodd)

OLB

55

HEIGHT: 6-5
WEIGHT: 285
COLLEGE: ILLINOIS
HOW ACQUIRED: FA-'22
NFL EXP.: 8TH YEAR
GIANTS EXP.: 2ND YEAR

TRANSACTIONS

» Originally a 2nd-round (44th pick overall) draft choice by the Oakland Raiders in 2016…Traded to the Dallas Cowboys for wide receiver Ryan Switzer on April 28, 2018…Released by Dallas on Sept. 1, 2018…Signed to the Indianapolis Colts' practice squad on Sept. 3, 2018, and to the active roster on Sept. 13, 2018…Released by Indianapolis on Oct. 1, 2018…Signed by the Baltimore Ravens on Oct. 8, 2018…Signed as a free agent by the Jacksonville Jaguars on March 17, 2021…Signed as a free agent by the Giants on March 21, 2022.

CAREER HIGHLIGHTS

» Has played in 91 regular-season games with 29 starts for Oakland, Indianapolis, Baltimore, Jacksonville and the Giants and played in 5 postseason games with one start for the Ravens and the Giants…Career totals include 139 tackles (73 solo), 13.0 sacks, 19 tackles for loss, 51 quarterback hits, 7 passes defensed, 2 forced fumbles and 3 fumble recoveries…Also has 8 solo postseason tackles.
» In his first season with the Giants in 2022, played in all 17 regular-season games with 11 starts and in 2 postseason games with one start…Totaled 43 tackles (28 solo), 7 tackles for loss, 3.0 sacks, 13 quarterback hits, 4 passes defensed and 2 forced fumbles.
» Contributed 6 tackles (5 solo) in his Giants debut (9/11)…Tied his season high with 6 tackles (2 solo) vs. Dallas (9/26)…Recorded his first sack of the season, a 2-yarder of Justin Fields, vs. Chicago (10/2)…Sacked Davis Mills for a 5-yard loss vs. Houston (11/13)…Tallied his 3rd sack of the season, a 5-yarder of Taylor Heinicke, and totaled 4 tackles (one solo) vs. Washington (12/4)…Made 4 tackles (3 solo) and had 3 quarterback hits of Kirk Cousins at Minnesota (12/24).
» Registered one solo tackle and one quarterback in the NFC Wild Card Game at Minnesota (1/15)…Recorded 2 solo tackles, including one for loss, in the divisional round at Philadelphia (1/21).
» In 2021, played in all 17 games with one start for Jacksonville…Tallied 2 tackles (10 solo), 2.0 sacks, 3 tackles for loss and 7 quarterback hits…Collected a season-high 5 tackles (2 solo), including 1.0 sack, at the Jets (12/26)…Had an 8-yard sack at Tennessee (12/12).
» In 2020, played in 10 games for Baltimore and totaled 16 tackles (7 solo)…Tied his career-high with 3.0 sacks…Helped the Ravens' defense rank No. 2 in both points allowed (18.9) and third-down efficiency (34.0%)…Registered 1.0 sack and matched his career high with 4 tackles for loss and 2 passes defensed vs. the Giants (12/27)…Recorded 3 solo tackles, including one for loss, in 2 postseason games.
» In 2019, played 3 games for Indianapolis and 11 for Baltimore, plus one playoff game for the Ravens…Posted 7 tackles (3 solo), including 1.0 sack, for Baltimore…Recovered a fumble forced by linebacker Matthew Judon that led to a field goal, helping the Ravens clinch their 2nd consecutive playoff berth at Buffalo (12/8).
» In 2018, played in 6 games for the Colts…Finished with 4 tackles (all solo), 3.0 sacks and 3 tackles…Ended the season on injured reserve with an ankle injury.
» In 2017, played in 5 games with one start for the Raiders…Finished with 2 tackles (one solo), 1.0 sack, one tackle for loss, and one quarterback hit…Took down Nick Foles for a 9-yard loss for his first career sack at Philadelphia (12/25).
» As a rookie in 2016, played in all 16 games with a career-high 13 starts for the Raiders…Registered 30 tackles (14 solo), one fumble recovery and 10 quarterback hits…Played both defensive end and tackle and was one of 3 Raiders rookies to play every game…Made 3 tackles and one fumble recovery in his NFL debut at New Orleans (9/11)…Posted a career-high 7 tackles (5 solo) at Kansas City (12/8).

COLLEGE

» Played 2 years at Illinois after transferring from Globe Institute of Technology (New York, N.Y.)…In 25 games, totaled 104 tackles, 4.5 sacks, 3 forced fumbles, 5 fumble recoveries and 3 passes defensed…As a senior 2015, started all 12 games playing both defensive end and tackle and totaled 53 tackles, 1.5 sacks, one forced fumble, one fumble recovery, and 2 passes defensed…Named All-Big Ten honorable mention…In 2014, started all 13 games at defensive end and tallied 51 tackles, 3.0 sacks, 2 forced fumbles and 4 fumble recoveries, leading the Big Ten…Named an All-Big Ten honorable mention honoree…Voted Illinois' Defensive Newcomer of the Year…Played 2 seasons at Globe Institute of Technology, totaling 81 tackles and 10.0 sacks…In 2013, played in 7 games for Globe Tech, collecting 26 tackles, 2.0 sacks and 3 tackles for loss.

OFF-THE-FIELD ACTIVITY

» Attended The Giants Foundation Golf Classic which raised over $400,000 for The Giants Foundation…Met with members from the Wounded Warriors Project during their visit at the Quest Diagnostic Training Facility to watch practice and enjoy a day with the Giants…Honored his friends who lost their lives to gun violence during Week 13 of the NFL season for My Cause My Cleats.

PERSONAL

» Sport management major… Attended Edward W. Bok Technical High School in Philadelphia…Began his high school career as a wide receiver and safety before settling in at defensive end…Earned all-city honors in Philadelphia in each of his final 2 prep seasons (2010-11)...Was named first-team All-City in 2011 and 2nd-team in 2010…Played in Philadelphia Eagles Public vs. Non-Public City All-Star game at Lincoln Financial Field in spring 2012.

JIHAD WARD'S NFL REGULAR SEASON DEFENSIVE STATISTICS

				TACKLES								INTERCEPTIONS					O. FUMB				ST					MISC	
DATE	TEAM	GP	GS	TK	S	A	TFL	YDS	SK	YDS	QBH	NO	YDS	LG	TD	PD	FF	FR	TD	YDS	TK	S	A	FF	FR	S	A
2016	Oakland	16	13	30	16	14	0	0	0.0	0.0	10	0	0	0	0	0	0	1	0	0	0	0	0	0	0	0	0
2017	Oakland	5	1	2	1	1	1	9	1.0	9.0	1	0	0	0	0	0	0	0	0	0	0	0	0	0	0	0	0
2018	Indianapolis	6	0	4	4	0	3	12	3.0	12.0	6	0	0	0	0	0	0	0	0	0	0	0	0	0	0	0	0
2019	Indianapolis	3	0	0	0	0	0	0	0.0	0.0	1	0	0	0	0	1	0	0	0	0	0	0	0	0	0	0	0
	Went from **Indianapolis** to **Baltimore**.																										
2019	Baltimore	11	0	7	3	4	1	8	1.0	8.0	4	0	0	0	0	0	0	2	0	2	0	0	0	0	0	0	0
2019	TOTAL	14	0	7	3	4	1	8	1.0	8.0	5	0	0	0	0	1	0	2	0	2	0	0	0	0	0	0	0
2020	Baltimore	10	0	16	7	9	4	27	3.0	23.0	8	0	0	0	0	2	0	0	0	0	0	0	0	0	0	0	0
2021	Jacksonville	17	1	32	10	22	3	12	2.0	10.0	7	0	0	0	0	0	0	0	0	0	0	0	0	0	0	0	0
2022	N.Y. Giants	17	11	43	28	15	7	17	3.0	12.0	13	0	0	0	0	4	2	0	0	0	0	0	0	0	0	0	0
2023	N.Y. Giants	7	4	5	4	1	0	0	0.0	0.0	2	0	0	0	0	0	0	0	0	0	0	0	0	0	0	0	0
NFL TOTALS		**92**	**30**	**139**	**73**	**66**	**19**	**85**	**13.0**	**74.0**	**52**	**0**	**0**	**0**	**0**	**7**	**2**	**3**	**0**	**2**	**0**	**0**	**0**	**0**	**0**	**0**	**0**

JIHAD WARD'S NFL POSTSEASON DEFENSIVE STATISTICS

				TACKLES								INTERCEPTIONS					O. FUMB				ST					MISC	
DATE	TEAM	GP	GS	TK	S	A	TFL	YDS	SK	YDS	QBH	NO	YDS	LG	TD	PD	FF	FR	TD	YDS	TK	S	A	FF	FR	S	A
2016	Oakland	0	0	0	0	0	0	0	0.0	0.0	0	0	0	0	0	0	0	0	0	0	0	0	0	0	0	0	0
2018	Indianapolis	0	0	0	0	0	0	0	0.0	0.0	0	0	0	0	0	0	0	0	0	0	0	0	0	0	0	0	0
2019	Baltimore	1	0	2	2	0	0	0	0.0	0.0	2	0	0	0	0	0	0	0	0	0	0	0	0	0	0	0	0
2020	Baltimore	2	0	3	3	0	1	10	0.0	0.0	0	0	0	0	0	0	0	0	0	0	0	0	0	0	0	0	0
2022	N.Y. Giants	2	1	3	3	0	1	3	0.0	0.0	1	0	0	0	0	0	0	0	0	0	0	0	0	0	0	0	0
NFL TOTALS		**5**	**1**	**8**	**8**	**0**	**2**	**13**	**0.0**	**0.0**	**3**	**0**	**0**	**0**	**0**	**0**	**0**	**0**	**0**	**0**	**0**	**0**	**0**	**0**	**0**	**0**	**0**

SINGLE-GAME HIGHS: DEFENSIVE

Total Tackles
7 at Kansas City Chiefs, Dec 08, 2016
6 vs. Dallas Cowboys, Sep 26, 2022
6 at Tennessee Titans, Sep 11, 2022
6 vs. Cleveland Browns, Sep 13, 2020
5 at New York Jets, Dec 26, 2021

Solo Tackles
5 at Tennessee Titans, Sep 11, 2022
5 at Kansas City Chiefs, Dec 08, 2016
4 vs. Chicago Bears, Oct 02, 2022
3 at Minnesota Vikings, Dec 24, 2022
3 vs. Carolina Panthers, Sep 18, 2022

Sacks
1.0 vs. Washington Commanders, Dec 04, 2022
1.0 vs. Houston Texans, Nov 13, 2022
1.0 vs. Chicago Bears, Oct 02, 2022
...10 more at 1.0.

Passes Defensed
1 vs. Detroit Lions, Nov 20, 2022
1 at Seattle Seahawks, Oct 30, 2022
1 vs. Dallas Cowboys, Sep 26, 2022
...3 more at 1.

Forced Fumbles
1 vs. Washington Commanders, Dec 04, 2022
1 vs. Chicago Bears, Oct 02, 2022

Fumble Recoveries
1 vs. New York Jets, Dec 12, 2019
1 at Buffalo Bills, Dec 08, 2019
1 at New Orleans Saints, Sep 11, 2016

Tackles For Loss
2 vs. Baltimore Ravens, Oct 16, 2022
2 vs. Carolina Panthers, Sep 18, 2022
1 vs. Houston Texans, Nov 13, 2022
1 at Green Bay Packers, Oct 09, 2022
...13 more at 1.

Longest Opp Fumble Return
2 at Buffalo Bills, Dec 08, 2019

SINGLE-GAME HIGHS - POSTSEASON: DEFENSIVE

Total Tackles
3 at Tennessee Titans, Jan 10, 2021
2 at Philadelphia Eagles, Jan 21, 2023
2 vs. Tennessee Titans, Jan 11, 2020
1 at Minnesota Vikings, Jan 15, 2023

Solo Tackles
3 at Tennessee Titans, Jan 10, 2021
2 vs. Tennessee Titans, Jan 11, 2020
1 at Minnesota Vikings, Jan 15, 2023

Tackles For Loss
1 at Philadelphia Eagles, Jan 21, 2023
1 at Tennessee Titans, Jan 10, 2021

2023 GAME-BY-GAME REGULAR-SEASON STATISTICS (N.Y. GIANTS)

			TACKLES								INTERCEPTIONS					O. FUMB				ST					MISC			
DATE	OPPONENT	P/S	TK	S	A	SK	YDS	TFL	YDS	QBH	NO	YDS	LG	TD	PD	FF	FR	TD	YDS	TK	S	A	FF	FR	S	A	W/L	SCORE
09/10	Dallas	P	0	0	0	0.0	0.0	0	0	1	0	0	0	0	0	0	0	0	0	0	0	0	0	0	0	0	L	0-40
09/17	at Arizona	S	1	1	0	0.0	0.0	0	0	0	0	0	0	0	0	0	0	0	0	0	0	0	0	0	0	0	W	31-28
09/21	at San Francisco	S	1	1	0	0.0	0.0	0	0	0	0	0	0	0	0	0	0	0	0	0	0	0	0	0	0	0	L	12-30
10/02	Seattle	P	0	0	0	0.0	0.0	0	0	0	0	0	0	0	0	0	0	0	0	0	0	0	0	0	0	0	L	3-24
10/08	at Miami	P	1	0	1	0.0	0.0	0	0	0	0	0	0	0	0	0	0	0	0	0	0	0	0	0	0	0	L	16-31
10/15	at Buffalo	S	2	2	0	0.0	0.0	0	0	0	0	0	0	0	0	0	0	0	0	0	0	0	0	0	0	0	L	9-14
10/22	Washington	S	0	0	0	0.0	0.0	0	0	1	0	0	0	0	0	0	0	0	0	0	0	0	0	0	0	0	W	14-7
2023 TOTALS		**7-4**	**5**	**4**	**1**	**0.0**	**0.0**	**0**	**0**	**2**	**0**	**0**	**0**	**0**	**0**	**0**	**0**	**0**	**0**	**0**	**0**	**0**	**0**	**0**	**0**	**0**	**2-5**	



LEONARD WILLIAMS

DL

99

HEIGHT: 6-5
WEIGHT: 300
COLLEGE: USC
HOW ACQUIRED: T(NYJ)-'19
NFL EXP.: 9TH YEAR
GIANTS EXP.: 5TH YEAR

HONORS

» NFC Defensive Player of the Week: 2020 Week 13; 2020 Week 17.

TRANSACTIONS

» Originally a first round (6th pick overall) draft choice by the New York Jets in 2015…Traded to the Giants on Oct. 28, 2019.

2023 SEASON HIGHLIGHTS

» Has totaled 18 tackles (11) solo and 0.5 sack in 6 games.
» Recorded 6 tackles (4 solo) in Week 3 at San Francisco...Added a half-sack on 49ers QB Brock Purdy, his 1st of the season.

CAREER HIGHLIGHTS

» Has played in 130 regular-season games with 121 starts for the Giants and Jets, including 59 games with 51 starts for the Giants…Started both Giants' postseason games in which he played…Career totals include 467 tackles (232 solo), 38.5 sacks, 160 quarterback hits, 58 tackles for loss, 6 forced fumbles, 4 fumble recoveries, 9 passes defensed and one interception…In the playoffs, he had 6 tackles (2 solo), 2 quarterback hits and one pass defensed.
» In 2022, started all 12 regular-season games and 2 postseason games in which he played…Collected 45 tackles (26 solo), 5 tackles for loss, 2.5 sacks, 12 quarterback hits, one forced fumble and 2 fumble recoveries.
» Inactive with a knee injury vs. Dallas (9/26), vs. Chicago (10/2) and at Green Bay (10/9), the first games in his career he missed due to injury… Since entering the NFL in he had played in 114 games with 106 starts…Also inactive vs. Philadelphia (12/11) with a neck injury…Williams never missed a game in high school or college.
» Recovered a fumble forced by Kayvon Thibodeaux with 1:30 remaining to seal a victory vs. Baltimore (10/16)...It was his first fumble recovery since Nov. 7, 2021, when he secured a David Carr fumble with 37 seconds left after Quincy Roche's sack and forced fumble…Shared the team lead with 8 tackles (5 solo), including a 7-yard sack of Geno Smith, at Seattle (10/30)…Led the team with a season-high 9 tackles (5 solo), forced one fumble and had a half-sack of Davis Mills vs. Houston (11/13).
» Had 4 tackles (2 solo), including a 9-yard sack and 2 quarterback hits of Kirk Cousins at Minnesota (12/24)… Inactive along with numerous other starters at Philadelphia (1/8)…Contributed 4 tackles (2 solo), one pass defensed and 2 quarterback hits in the NFC Wild Card Game at Minnesota (1/15) and 2 tackles in the divisional round at Philadelphia (1/21).
» In 2021, Williams started all 17 games and totaled a career-high 81 tackles (34 solo), 6.5 sacks, 14 quarterback hits, 5 tackles for loss, 2 passes defensed, 2 forced fumbles and one fumble recovery…Was one of 3 Giants to start every game…Williams' 81 tackles were the 4th-most by a defensive lineman in 2021.
Brought down Falcons quarterback Matt Ryan for a 6-yard loss for his first sack of the season vs. Atlanta (9/26)…Logged at least a half-sack in 4 straight games from Oct. 10-Nov. 1…Recorded 1.5 sacks vs. the Rams (10/17) and vs. Carolina (10/24)…Produced a season-high 3 quarterback hits against the Panthers as part of a defense that only allowed 3 points and 173 net yards…Strip-sacked Chiefs quarterback Patrick Mahomes on third down to force a field goal attempt at Kansas City (11/1).
» Totaled 5 tackles (2 solo), one pass defensed and recovered a Derek Carr fumble on the second to last play of the game to preserve a victory vs. Las Vegas (11/7)…Forced his 2nd fumble of the season vs. Dallas (12/19)…Tallied a season-high 8 total tackles (2 solo) at Chicago (1/2)…Sacked quarterback Taylor Heinicke for a 10-yard loss vs. Washington (1/9).
» In 2020, Williams had the most productive season of his career while playing in all 16 games with 12 starts…He was twice named NFC Defensive Player of the Week…Williams' team-leading 11.5 sacks were the most by a Giants' player since Jason Pierre-Paul's 14.5 in 2014 and were 7.5 more than any of his teammates, 4.5 more than his previous best total (in 2016) and 11.0 more than he had in 2019…He was 3rd in the NFL with 30 quarterback hits and tied for 6th with 14 tackles for loss…He was 5th on the Giants with 57 tackles (29 solo).
» Named the NFC Defensive Player of the Week twice in the season's final 5 weeks, following victories at Seattle (12/6) and vs. Dallas (1/3)…He was the first Giants player to win 2 Player of the Week awards in the same season since punter Brad Wing in 2016, the first defensive player to achieve that double since safety Landon Collins that same season and the first defensive lineman to be cited twice since Pierre-Paul in 2011, the season in which the Giants won Super Bowl XLVI.
» Williams was first honored following the Giants' 17-12 defeat of the NFC West champion Seahawks…Tied his then career high with 2.5 sacks – all in the 2nd half – for 25.5 yards and was credited with 5 of the Giants' 10 pressures of Russell Wilson…In the 3rd quarter, Williams sacked Wilson for a 15-yard loss to help force a Seattle punt. Midway through the 4th quarter, Williams teamed with Jabaal Sheard for a 5-yard sack…And with the Seahawks trying to drive for the go-ahead touchdown, Williams sacked Wilson for a 10-yard loss on 3rd down with 48 seconds remaining, all but

ending Seattle's chances to win the game.

- Against Dallas, Williams had a season-high 7 tackles (5 solo), a career-best 3.0 sacks for 20 yards, 5 quarterback hits and 2 critical pressures in the Giants' 23-19 victory…With 1:53 remaining, the Cowboys had a first-and-goal at the Giants' 7-yard line when Williams sacked Andy Dalton for a 10-yard loss…Two plays later, on third down from the 17, Williams pressured Dalton into throwing a pass that floated into the end zone, where rookie safety Xavier McKinney made a game-saving interception – the first pick of his career.
- Williams' 3.0 sacks vs. the Cowboys were the most by a Giants player in a game since Dec. 2, 2018, when defensive lineman B.J. Hill had 3.0 in a victory against Chicago.

Williams had an 8-yard sack and a game-clinching fumble recovery with 49 seconds remaining in a 19-17 victory at Cincinnati (11/29)…Recovered a fumble by quarterback Brandon Allen…Recorded 1.0 sack in 5 other games: at Washington (11/8), vs. Tampa Bay (11/2), vs. Washington (10/18), vs. San Francisco (9/27) and vs. Pittsburgh (9/14).

- In 2019, Williams started 7 games with the Jets and played in 8 games with 5 starts for the Giants…Registered 20 tackles (8 solo), one pass defensed and 5 quarterback hits for the Jets and 26 tackles (13 solo), a half-sack, one forced fumble, 2 tackles for loss and 11 quarterback hits for the Giants…Had 3 tackles (one solo) in his Giants debut vs. Dallas (11/4)…Contributed a season-high 5 solo tackles at Philadelphia (12/9)…Tallied 3 solo stops and forced a Ryan Fitzpatrick fumble on the Dolphins' first possession of the 3rd quarter that was recovered by Sean Chandler…Collected 5 tackles (one solo) and split a 10-yard sack of Carson Wentz with David Mayo vs. Philadelphia (12/29).
- In 2018, Williams started all 16 games…Finished with 42 tackles (27 solo), 5.0 sacks, 2 passes defensed, 20 quarterback hits and matched his career-high with 11 tackles for loss.
- Set a season-high with 6 total tackles (5 solo) and 2 tackles for loss vs. Miami (9/16)…Picked up his first sack of the season along with 5 tackles (4 solo), 2 tackles for loss and one quarterback hit at Jacksonville (9/30)…Recorded a season-high 2.0 sacks to go with 5 tackles (2 solo), 2 tackles for loss and 3 quarterback hits vs. Denver (10/07).
- In 2017, Williams started all 16 games…Registered 47 tackles (27 solo), 2.0 sacks, one pass defended, 25 quarterback hits, 3 tackles for loss and his only career interception...Recorded a season-high 7 tackles (3 solo) and 2 quarterback hits vs. Jacksonville (10/1)…Picked up 5 tackles (3 solo), one pass defended and his only career interception at New Orleans (12/17).
- In 2016, Williams started all 16 games…Tallied 68 tackles (36 solo), 7.0 sacks, 11 tackles for loss and 2 forced fumbles, along with 19 quarterback hits…Earned his first Pro Bowl selection…Had 2.5 sacks and 5 quarterback hits to go with 6 tackles (3 solo) and 2 tackles for loss vs. Cincinnati (9/11)…Picked up his first-career forced fumble along with 4 solo tackles at Buffalo (9/15).
- In his rookie season in 2015, Williams played in 16 games with 15 starts…Recorded 63 tackles (29 solo), 3.0 sacks, 21 quarterback hits and 7 tackles for loss...Had 5 tackles (one solo) in his NFL debut vs. Cleveland (9/13)…Picked up his first career half-sack to go with 6 tackles (one solo), 2 quarterback hits and his first career tackle for loss vs. Philadelphia (9/27)…Recorded a season-high 7 tackles and one tackle for loss vs. Buffalo (11/12)…Registered his first full sack, a 4-yard takedown of Eli Manning, at the Giants (12/6).

COLLEGE

- Played in 39 games with 35 starts at USC, totaling 218 tackles (111 solo), 21.0 sacks, 36.5 tackles for loss, 4 forced fumbles, 5 fumble recoveries, 2 interceptions and 7 passes defensed…In his final season in 2014, started all 13 games and finished with 80 tackles (48 solo), 7.0 sacks, 9.5 tackles for loss, one forced fumble, 3 fumble recoveries, one interception and 3 passes defensed…Named first-team All-Pac 12 and first-team All-America…In 2013, started all 13 games and recorded 74 tackles (32 solo), 6.0 sacks, 13.5 tackles for loss, one forced fumble, and 2 fumble recoveries…Named first-team All-Pac-12 and first-team All-American…As a freshman in 2012, played in 13 games with 9 starts and registered 64 tackles (31 solo), 8.0 sacks, 13.5 tackles for loss, 2 forced fumbles, one interception and 4 passes defensed…Named Pac-12 Defensive Freshman of the Year.

OFF-THE-FIELD ACTIVITY

- Encouraged fans to donate while online shopping at Stop and Shop to support those in need of meals throughout New York City during the holidays…Attended The Giants Foundation Golf Classic which raised over $400,000 for The Giants Foundation…Partnered with Stop and Shop to meet and distribute meals to members of the Bronx community…Met with members from the Wounded Warriors Project during their visit at the Quest Diagnostic Training Facility to watch practice and enjoy a day with the Giants.

PERSONAL

- Born in Bakersfield, California…Attended Mainland High School in Daytona Beach, Florida…Named All-State Class 6A first team by the Associated Press after his senior year at Mainland…Selected to 2012 Under Armour All-American Game…Was also a standout in the weight throw for Mainland's track team.

LEONARD WILLIAMS' NFL REGULAR SEASON DEFENSIVE STATISTICS

				TACKLES								INTERCEPTIONS					O. FUMB				ST					MISC	
DATE	TEAM	GP	GS	TK	S	A	TFL	YDS	SK	YDS	QBH	NO	YDS	LG	TD	PD	FF	FR	TD	YDS	TK	S	A	FF	FR	S	A
2015	N.Y. Jets	16	15	63	29	34	7	18	3.0	16.0	21	0	0	0	0	0	0	0	0	0	0	0	0	0	0	0	0
2016	N.Y. Jets	16	16	68	36	32	11	42	7.0	48.0	19	0	0	0	0	0	2	0	0	0	0	0	0	0	0	0	0
2017	N.Y. Jets	16	16	47	22	25	3	8	2.0	12.0	25	1	6	6	0	1	0	0	0	0	0	0	0	0	0	0	0
2018	N.Y. Jets	16	16	42	27	15	11	54	5.0	43.5	20	0	0	0	0	2	0	0	0	0	0	0	0	0	0	0	0
2019	N.Y. Jets	7	7	20	8	12	0	0	0.0	0.0	5	0	0	0	0	1	0	0	0	0	0	0	0	0	0	0	0
	Went from **N.Y. Jets** to **N.Y. Giants**.																										
2019	N.Y. Giants	8	5	26	13	13	2	1	0.5	5.0	11	0	0	0	0	2	1	0	0	0	0	0	0	0	0	0	0
2019	TOTAL	15	12	46	21	25	2	1	0.5	5.0	16	0	0	0	0	3	1	0	0	0	0	0	0	0	0	0	0
2020	N.Y. Giants	16	12	57	29	28	14	99	11.5	101.5	30	0	0	0	0	1	0	1	0	0	0	0	0	0	0	0	0
2021	N.Y. Giants	17	17	81	34	47	5	23	6.5	38.5	14	0	0	0	0	2	2	1	0	0	0	0	0	0	0	0	0
2022	N.Y. Giants	12	12	45	26	19	5	18	2.5	19.0	12	0	0	0	0	0	1	2	0	0	0	0	0	0	0	0	0
2023	N.Y. Giants	7	6	20	13	7	1	9	1.5	12.0	5	0	0	0	0	0	0	0	0	0	0	0	0	0	0	0	0
NFL TOTALS		**131**	**122**	**469**	**237**	**232**	**59**	**272**	**39.5**	**295.5**	**162**	**1**	**6**	**6**	**0**	**9**	**6**	**4**	**0**	**0**	**0**	**0**	**0**	**0**	**0**	**0**	**0**

LEONARD WILLIAMS' NFL POSTSEASON DEFENSIVE STATISTICS

				TACKLES								INTERCEPTIONS					O. FUMB				ST					MISC	
DATE	TEAM	GP	GS	TK	S	A	TFL	YDS	SK	YDS	QBH	NO	YDS	LG	TD	PD	FF	FR	TD	YDS	TK	S	A	FF	FR	S	A
2022	N.Y. Giants	2	2	6	2	4	0	0	0.0	0.0	2	0	0	0	0	1	0	0	0	0	0	0	0	0	0	0	0
NFL TOTALS		**2**	**2**	**6**	**2**	**4**	**0**	**0**	**0.0**	**0.0**	**2**	**0**	**0**	**0**	**0**	**1**	**0**	**0**	**0**	**0**	**0**	**0**	**0**	**0**	**0**	**0**	**0**

SINGLE-GAME HIGHS: DEFENSIVE

Total Tackles
10 vs. Indianapolis Colts, Dec 05, 2016
9 vs. Houston Texans, Nov 13, 2022
8 at Seattle Seahawks, Oct 30, 2022
8 at Chicago Bears, Jan 02, 2022
7 vs. Los Angeles Rams, Oct 17, 2021
...5 more at 7.

Solo Tackles
5 at Dallas Cowboys, Nov 24, 2022
5 vs. Houston Texans, Nov 13, 2022
5 at Seattle Seahawks, Oct 30, 2022
...4 more at 5.

Sacks
3.0 vs. Dallas Cowboys, Jan 03, 2021
2.5 at Seattle Seahawks, Dec 06, 2020
2.5 vs. Cincinnati Bengals, Sep 11, 2016
2.0 vs. Denver Broncos, Oct 07, 2018
1.5 vs. Carolina Panthers, Oct 24, 2021
...1 more at 1.5.

Passes Defensed
2 vs. Minnesota Vikings, Oct 21, 2018
1 at Philadelphia Eagles, Dec 26, 2021
1 vs. Las Vegas Raiders, Nov 07, 2021
1 vs. Dallas Cowboys, Jan 03, 2021
...4 more at 1.

Forced Fumbles
1 vs. Houston Texans, Nov 13, 2022
1 vs. Dallas Cowboys, Dec 19, 2021
1 at Kansas City Chiefs, Nov 01, 2021
...3 more at 1.

Fumble Recoveries
1 vs. Baltimore Ravens, Oct 16, 2022
1 vs. Las Vegas Raiders, Nov 07, 2021
1 at Cincinnati Bengals, Nov 29, 2020

Tackles For Loss
3 vs. Dallas Cowboys, Jan 03, 2021
2 at Minnesota Vikings, Dec 24, 2022
2 at Dallas Cowboys, Nov 24, 2022
2 at Seattle Seahawks, Dec 06, 2020
...9 more at 2.

Interceptions
1 at New Orleans Saints, Dec 17, 2017

Interception Return Yards
6 at New Orleans Saints, Dec 17, 2017

SINGLE-GAME HIGHS - POSTSEASON: DEFENSIVE

Total Tackles
4 at Minnesota Vikings, Jan 15, 2023
2 at Philadelphia Eagles, Jan 21, 2023

Solo Tackles
2 at Minnesota Vikings, Jan 15, 2023

Passes Defensed
1 at Minnesota Vikings, Jan 15, 2023

2023 GAME-BY-GAME REGULAR-SEASON STATISTICS (N.Y. GIANTS)

			TACKLES								INTERCEPTIONS					O. FUMB				ST					MISC			
DATE	OPPONENT	P/S	TK	S	A	SK	YDS	TFL	YDS	QBH	NO	YDS	LG	TD	PD	FF	FR	TD	YDS	TK	S	A	FF	FR	S	A	W/L	SCORE
09/10	Dallas	S	2	1	1	0.0	0.0	0	0	0	0	0	0	0	0	0	0	0	0	0	0	0	0	0	0	0	L	0-40
09/17	at Arizona	P	0	0	0	0.0	0.0	0	0	0	0	0	0	0	0	0	0	0	0	0	0	0	0	0	0	0	W	31-28
09/21	at San Francisco	S	6	4	2	0.5	3.0	0	0	2	0	0	0	0	0	0	0	0	0	0	0	0	0	0	0	0	L	12-30
10/02	Seattle	S	2	1	1	0.0	0.0	0	0	0	0	0	0	0	0	0	0	0	0	0	0	0	0	0	0	0	L	3-24
10/08	at Miami	S	2	1	1	0.0	0.0	0	0	1	0	0	0	0	0	0	0	0	0	0	0	0	0	0	0	0	L	16-31
10/15	at Buffalo	S	6	4	2	0.0	0.0	0	0	0	0	0	0	0	0	0	0	0	0	0	0	0	0	0	0	0	L	9-14
10/22	Washington	S	2	2	0	1.0	9.0	1	9	2	0	0	0	0	0	0	0	0	0	0	0	0	0	0	0	0	W	14-7
2023 TOTALS		**7-6**	**20**	**13**	**7**	**1.5**	**12.0**	**1**	**9**	**5**	**0**	**0**	**0**	**0**	**0**	**0**	**0**	**0**	**0**	**0**	**0**	**0**	**0**	**0**	**0**	**0**	**2-5**	



OSHANE XIMINES

OLB

[ZIM-en-ess]

HEIGHT: 6-4
WEIGHT: 255
COLLEGE: OLD DOMINION
HOW ACQUIRED: D3-'19
NFL EXP.: 5TH YEAR
GIANTS EXP.: 5TH YEAR

53

TRANSACTIONS

- Originally a 3rd-round (95th pick overall) draft choice by the Giants in 2019.

CAREER HIGHLIGHTS

- Ximines has played in 46 regular-season games with 9 starts and in 2 postseason games…Totals include 65 tackles (34 solo), 6.5 sacks, 9 tackles for loss, 24 quarterback hits, 6 passes defensed, one forced fumble and one fumble recovery.
- In 2022, Ximines played in 15 regular-season games with 4 starts and played in both of the Giants' postseason games…Inactive at Jacksonville (10/23) and Seattle (10/30) with a quad injury…Tied his career high with 24 tackles (15 solo) and had 2.0 sacks, 3 tackles for loss, 8 quarterback hits, 2 passes defensed, one forced fumble and one fumble recovery…Started the season opener at Tennessee (9/11) and had a season-high 6 tackles (3 solo), 2 quarterback hits and one pass defensed…Had 2 solo tackles, including a 7-yard sack of Baker Mayfield, vs. Carolina (9/18)…Again contributed 2 solo stops, one a 9-yard sack of Aaron Rodgers, and forced one fumble, at Green Bay (10/9).
- In 2021, Ximines played in 10 games…Inactive for 6 games and missed the game vs. Dallas (12/19) while on the reserve/COVID-19 list…Totaled 12 tackles (4 solo), 3 passes defensed, 2 quarterback hits and one special teams tackle…Had a season-high 4 tackles (one solo) at New Orleans (10/3).
- In 2020, played in the Giants' first 4 games, with 3 starts…Suffered a shoulder injury at the Rams (10/4) and was placed on injured reserve 5 days later…Underwent surgery to repair his right rotator cuff on Nov. 30…Registered 5 tackles (4 solo), including one for loss…Had 4 tackles (3 solo) vs. San Francisco (9/27).
- As a rookie in 2019, played in all 16 games with 2 starts…Finished with 24 tackles (11 solo), including 4.5 sacks, which tied him with 2nd-year linebacker Lorenzo Carter for 2nd on the team…Also had 5 tackles for loss, 9 quarterback hits and one pass defensed…Had one solo stop in his NFL debut at Dallas (9/8)…Split a 4-yard sack with Markus Golden for his first career half-sack vs. Buffalo (9/15)…Recorded 4 tackles, including a season-high 3 solo and his first solo sack, a 10-yarder of Jameis Winston at Tampa Bay (9/22)…Teamed with Golden to sack Dwayne Haskins for a 10-yard loss and had a pass defensed vs. Washington (9/29)…Made his first 2 career starts vs. Minnesota (10/6) and at New England (10/10)…Ximines twice sacked Carson Wentz for losses totaling 13 yards for his first career 2-sack game at Philadelphia (12/9)…Split a 10-yard sack of Ryan Fitzpatrick with Golden vs. Miami (12/15).

COLLEGE

- Was the first player from Old Dominion ever selected in the NFL Draft…Played in 49 games with 48 starts in 4 seasons at ODU…Career totals included 176 tackles (93 solo) and school-record totals of 33.0 sacks, 51.5 tackles for loss, 33 quarterback hurries, and 11 forced fumbles…Led the Monarchs in sacks in each of his 4 seasons…Added 3 fumble recoveries, 1 interception, and 12 pass breakups…In 2018, started all 12 games…Conference USA first-team defensive end…First ODU player to receive invitation to Reese's Senior Bowl…Conference USA All-Academic Team…Finished 5th in FBS with a school-record 12.0 sacks and tied for 10th with 18.5 tackles for loss…Tied for 6th in FBS and again tied the school record with 4 forced fumbles…Was 2nd among active FBS players with 33 career sacks…Tied for first among active FBS players with 11 career forced fumbles…Totaled a career-high 58 tackles (32 solo), secured his first career interception, had 2 pass breakups and blocked 1 kick…Had a team-high 14 quarterback hurries…Totaled a career-high 9 tackles, including 1.5 sacks and 2 tackles for loss, vs. North Texas…In 2017, started all 12 games…Conference USA first-team defensive end…Led the team with 8.5 sacks and 14 tackles for loss…Totaled 44 tackles (27 solo) and tied ODU's single-season record with 4 forced fumbles…Had 3 pass breakups and a team-high 7 quarterback hurries…In 2016, played in all 13 games with 12 starts…Conference USA 2nd-team defensive end…Seventh on the team with 42 tackles (22 solo)…Had a team-best and school-record 7.5 sacks, and 11.5 tackles for loss…In 2015, started all 12 games at defensive end…Conference USA all-freshman team… Had 32 tackles (12 solo) and a team-high 5.0 sacks and 7.5 tackles for loss…Added a team-high 9 quarterback hurries and 1 fumble recovery…Redshirted in 2014.

OFF-THE-FIELD ACTIVITY

- Teamed up with the Far Rockaway Colts and the NYPD, throughout the 2020 season to improve police-community relations and education through football in Far Rockaway, Queens through the Team of Teams initiative.

PERSONAL

- First player in NFL history whose last name begins with X…Business finance major…Notched 35 career sacks and 145 total tackles at Hertford County High School in Ahoskie, N.C…Had 6.0 sacks in 1 game as a senior…Recorded 65 tackles and 14.0 sacks as a junior…Two-time Defensive MVP and 2-time all-conference selection…Son of Delroy Ximines and Dane McDonald.

OSHANE XIMINES' NFL REGULAR SEASON DEFENSIVE STATISTICS

				TACKLES								INTERCEPTIONS					O. FUMB				ST					MISC	
DATE	TEAM	GP	GS	TK	S	A	TFL	YDS	SK	YDS	QBH	NO	YDS	LG	TD	PD	FF	FR	TD	YDS	TK	S	A	FF	FR	S	A
2019	N.Y. Giants	16	2	24	11	13	5	28	4.5	35.0	9	0	0	0	0	1	0	0	0	0	1	0	1	0	0	0	0
2020	N.Y. Giants	4	3	5	4	1	1	1	0.0	0.0	3	0	0	0	0	0	0	0	0	0	0	0	0	0	0	0	0
2021	N.Y. Giants	10	0	12	4	8	0	0	0.0	0.0	2	0	0	0	0	3	0	0	0	0	1	0	1	0	0	0	0
2022	N.Y. Giants	15	4	24	15	9	3	8	2.0	16.0	8	0	0	0	0	2	1	1	0	1	0	0	0	0	0	0	0
2023	N.Y. Giants	2	0	3	1	2	0	0	0.0	0.0	2	0	0	0	0	0	0	0	0	0	0	0	0	0	0	0	0
NFL TOTALS		**47**	**9**	**68**	**35**	**33**	**9**	**37**	**6.5**	**51.0**	**24**	**0**	**0**	**0**	**0**	**6**	**1**	**1**	**0**	**1**	**2**	**0**	**2**	**0**	**0**	**0**	**0**

OSHANE XIMINES' NFL POSTSEASON DEFENSIVE STATISTICS

				TACKLES								INTERCEPTIONS					O. FUMB				ST					MISC	
DATE	TEAM	GP	GS	TK	S	A	TFL	YDS	SK	YDS	QBH	NO	YDS	LG	TD	PD	FF	FR	TD	YDS	TK	S	A	FF	FR	S	A
2022	N.Y. Giants	2	0	0	0	0	0	0	0.0	0.0	0	0	0	0	0	0	0	0	0	0	0	0	0	0	0	0	0
NFL TOTALS		**2**	**0**	**0**	**0**	**0**	**0**	**0**	**0.0**	**0.0**	**0**	**0**	**0**	**0**	**0**	**0**	**0**	**0**	**0**	**0**	**0**	**0**	**0**	**0**	**0**	**0**	**0**

SINGLE-GAME HIGHS: DEFENSIVE

Total Tackles 6 at Tennessee Titans, Sep 11, 2022
4 at New Orleans Saints, Oct 03, 2021
4 vs. San Francisco 49ers, Sep 27, 2020
4 vs. Minnesota Vikings, Oct 06, 2019
...1 more at 4.

Solo Tackles 3 at Tennessee Titans, Sep 11, 2022
3 vs. San Francisco 49ers, Sep 27, 2020
3 at Tampa Bay Buccaneers, Sep 22, 2019
2 at Philadelphia Eagles, Jan 08, 2023
...4 more at 2.

Sacks 2.0 at Philadelphia Eagles, Dec 09, 2019
1.0 vs. Carolina Panthers, Sep 18, 2022
1.0 at Tampa Bay Buccaneers, Sep 22, 2019
0.5 vs. Miami Dolphins, Dec 15, 2019
0.5 vs. Washington Redskins, Sep 29, 2019
...1 more at 0.5.

Passes Defensed 1 vs. Houston Texans, Nov 13, 2022
1 at Tennessee Titans, Sep 11, 2022
1 at Kansas City Chiefs, Nov 01, 2021
...3 more at 1.

Forced Fumbles 1 at Green Bay Packers, Oct 09, 2022

Fumble Recoveries 1 vs. Washington Commanders, Dec 04, 2022

Tackles For Loss 2 at Philadelphia Eagles, Dec 09, 2019
1 vs. Washington Commanders, Dec 04, 2022
1 vs. Baltimore Ravens, Oct 16, 2022
1 vs. Carolina Panthers, Sep 18, 2022
...4 more at 1.

Special Teams Tackles 1 vs. Washington Football Team, Jan 09, 2022
1 vs. Dallas Cowboys, Nov 04, 2019

Longest Opp Fumble Return 1 vs. Washington Commanders, Dec 04, 2022

2023 GAME-BY-GAME REGULAR-SEASON STATISTICS (N.Y. GIANTS)

			TACKLES								INTERCEPTIONS					O. FUMB				ST					MISC			
DATE	OPPONENT	P/S	TK	S	A	SK	YDS	TFL	YDS	QBH	NO	YDS	LG	TD	PD	FF	FR	TD	YDS	TK	S	A	FF	FR	S	A	W/L	SCORE
09/10	Dallas										PRACTICE SQUAD																L	0-40
09/17	at Arizona										PRACTICE SQUAD																W	31-28
09/21	at San Francisco	P	2	1	1	0.0	0.0	0	0	0	0	0	0	0	0	0	0	0	0	0	0	0	0	0	0	0	L	12-30
10/02	Seattle										PRACTICE SQUAD																L	3-24
10/08	at Miami										PRACTICE SQUAD																L	16-31
10/15	at Buffalo										PRACTICE SQUAD																L	9-14
10/22	Washington										PRACTICE SQUAD																W	14-7
2023 TOTALS		**1-0**	**2**	**1**	**1**	**0.0**	**0.0**	**0**	**0**	**0**	**0**	**0**	**0**	**0**	**0**	**0**	**0**	**0**	**0**	**0**	**0**	**0**	**0**	**0**	**0**	**0**	**2-5**	



TOMMY DEVITO

QB

15

HEIGHT: 6-2
WEIGHT: 210
COLLEGE: ILLINOIS
HOW ACQUIRED: UDFA
NFL EXP.: R
GIANTS EXP.: R

Originally signed as a rookie free agent by the Giants on May 5, 2023…Spent 5 years at Syracuse – including a redshirt season in 2017 – before transferring to Illinois for his final season in 2022…Totals include 594 completions on 941 attempts for 6,516 yards, 43 touchdowns and 16 interceptions…Also rushed for 253 yards and 10 scores…In his lone season with the Illini, started all 13 games and posted career highs in attempts (369), completions (257), passing yards (2,650), completion percentage (a school-record 69.6%) and rushing touchdowns (6)…Threw for a career-best 332 yards vs. Chattanooga…Completed 20 of 22 passes for 179 yards and 2 touchdowns at Nebraska, setting the Illinois program record and Memorial Stadium record for completion percentage (90.9)…Tied the Illini quarterback record with a career-high 3 rushing touchdowns at Wisconsin…Played in 27 games with 18 starts at Syracuse…Became the starter in 2019 and threw a career-high 19 touchdown passes…Limited to 4 games in 2020 because of an ankle injury…Threw a Syracuse-record 212 consecutive passes without an interception from 2019 through the first 2 games of 2020…2019 All-ACC Academic Team…Sociology major…Grew up in Cedar Grove, N.J., 15 minutes from Giants headquarters…Threw for 3,800 yards and 35 touchdowns at Don Bosco Prep…As a junior, led his team to a 9-3 record and the 2015 New Jersey Non-Public Group 4 state title…The Ironmen defeated St. Joseph of Montvale in the championship game played in MetLife Stadium.

TOMMY DEVITO'S NFL REGULAR SEASON PASSING STATISTICS

DATE	TEAM	GP	GS	ATT.	CMP.	PCT.	YDS	AVG.	TD	INT.	LG	SK	LST	RATE
2023	Giants	0	0	0	0	0.0	0	0.0	0	0	0	0	0	0.0
TOTALS		**0**	**0**	**0**	**0**	**0.0**	**0**	**0.0**	**0**	**0**	**0**	**0**	**0**	**0.0**

TOMMY DEVITO'S NFL REGULAR SEASON RUSHING STATISTICS

DATE	TEAM	NO.	YDS.	AVG.	LG	TD
2023	Giants	0	0	0.0	0	0
TOTALS		**0**	**0**	**0.0**	**0**	**0**

TOMMY DEVITO'S NFL REGULAR SEASON PASSING/RUSHING STATISTICS

				PASSING											RUSHING				
DATE	TEAM	GP	GS	ATT.	CMP.	PCT.	YDS	AVG.	TD	INT.	LG	SK	LST	RATE	NO.	YDS.	AVG.	LG	TD
2023	Giants	0	0	0	0	0.0	0	0.0	0	0	0	0	0	0.0	0	0	0.0	0	0
TOTALS		**0**	**0**	**0**	**0**	**0.0**	**0**	**0.0**	**0**	**0**	**0**	**0**	**0**	**0.0**	**0**	**0**	**0.0**	**0**	**0**

2023 GAME-BY-GAME REGULAR-SEASON STATISTICS (GIANTS)

			PASSING											RUSHING					
DATE	OPPONENT	P/S	ATT	CMP	YDS	PCT	Y/A	Y/C	TD	INT	LG	SK/YD	RATE	ATT	YDS	LG	TD	W/L	SCORE
09/10	Cowboys		PRACTICE SQUAD															L	0-40
09/17	at Cardinals		PRACTICE SQUAD															W	31-28
09/21	at 49ers		PRACTICE SQUAD															L	12-30
10/02	Seahawks		PRACTICE SQUAD															L	3-24
10/08	at Dolphins		PRACTICE SQUAD															L	16-31
10/15	at Bills		PRACTICE SQUAD															L	9-14
10/22	Commanders		PRACTICE SQUAD															W	14-7
2023 TOTALS		**0-0**	**0**	**0**	**0**	**0.0**	**0.0**	**0.0**	**0**	**0**	**0**	**0/0**	**0.0**	**0**	**0**	**0**	**0**	**2-5**	



BRYCE FORD-WHEATON

WR

6

HEIGHT: 6-3
WEIGHT: 220
COLLEGE: WEST VIRGINIA
HOW ACQUIRED: UDFA
NFL EXP.: R
GIANTS EXP.: R

Originally signed as a rookie free agent by the Giants on May 5, 2023…Played in 44 games with 32 starts at West Virginia…Career totals include 143 receptions for 1,867 yards and 15 touchdowns…Had 3 100-yard receiving games and 3 multi-touchdown games…As a redshirt junior in 2022, started all 12 games…Selected 2nd-team All-Big 12…Led Mountaineers in receptions (62) and receiving touchdowns (7) and was 2nd in yards (675)…Opened season with 9 catches for 97 yards and 2 touchdowns at Pitt, followed by career-high totals of 11 receptions for 152 yards and 2 scores vs. Kansas…Became the first WVU player with multiple receiving touchdowns in back-to-back games since current Giant David Sills V from Oct. 25-Nov. 3, 2018…In 2021, played in 12 games with 9 starts and tied for No. 2 on the team with 42 catches, for 575 yards and 3 touchdowns…In 2020, Started all 9 games in which he played and recorded 27 catches for 416 yards and 3 touchdowns…Three-year letterman as a wide receiver and defensive back at Holly Springs (N.C.) High School…Named team offensive MVP and earned all-conference honors as a senior despite missing 6 games due to a shoulder injury…Selected to the 2017 Shrine Bowl for Team North Carolina…Also lettered in track with personal bests in the 100 meters (11.34), 200 meters (24.00) and long jump (20 feet 0 inches)…Maternal grandfather (Garrett Ford Sr.) played running back at West Virginia (1964-67) and became the first player in school history to rush for 1,000 yards.

BRYCE FORD-WHEATON'S NFL REGULAR SEASON RUSHING/RECEIVING STATISTICS

				RECEIVING					RUSHING				
DATE	TEAM	GP	GS	NO.	YDS.	AVG.	LG	TD	NO.	YDS.	AVG.	LG	TD
2023	Giants	0	0	0	0	0.0	0	0	0	0	0.0	0	0
NFL TOTALS		**0**	**0**	**0**	**0**	**0.0**	**0**	**0**	**0**	**0**	**0.0**	**0**	**0**

BRYCE FORD-WHEATON'S NFL REGULAR SEASON RETURN STATISTICS

		KICKOFF RETURNS					PUNT RETURNS					
DATE	TEAM	RET.	YDS.	AVG.	LG	TD	NO.	FC	YDS.	AVG.	LG	TD
2023	Giants	0	0	0.0	0	0	0	0	0	0.0	0	0
NFL TOTALS		**0**	**0**	**0.0**	**0**	**0**	**0**	**0**	**0**	**0.0**	**0**	**0**

2023 GAME-BY-GAME REGULAR-SEASON STATISTICS (GIANTS)

			RECEIVING					RUSHING						
DATE	OPPONENT	P/S	NO.	YDS.	AVG.	LG	TD	NO.	YDS.	AVG.	LG	TD	W/L	SCORE
09/10	Cowboys						INJURED RESERVE						L	0-40
09/17	at Cardinals						INJURED RESERVE						W	31-28
09/21	at 49ers						INJURED RESERVE						L	12-30
10/02	Seahawks						INJURED RESERVE						L	3-24
10/08	at Dolphins						INJURED RESERVE						L	16-31
10/15	at Bills						INJURED RESERVE						L	9-14
10/22	Commanders						INJURED RESERVE						W	14-7
2023 TOTALS		**0-0**	**0**	**0**	**0.0**	**0**	**0**	**0**	**0**	**0.0**	**0**	**0**	**2-5**	



KALEB HAYES

DB

38

HEIGHT: 6-0
WEIGHT: 195
COLLEGE: BYU
HOW ACQUIRED: FA-'23
NFL EXP.: R
GIANTS EXP.: R

KALEB HAYES' NFL REGULAR SEASON DEFENSIVE STATISTICS

				TACKLES								INTERCEPTIONS					O. FUMB				ST					MISC	
DATE	TEAM	GP	GS	TK	S	A	TFL	YDS	SK	YDS	QBH	NO	YDS	LG	TD	PD	FF	FR	TD	YDS	TK	S	A	FF	FR	S	A
2023	Jaguars	0	0	0	0	0	0	0	0.0	0.0	0	0	0	0	0	0	0	0	0	0	0	0	0	0	0	0	0
NFL TOTALS		**0**	**0**	**0**	**0**	**0**	**0**	**0**	**0.0**	**0.0**	**0**	**0**	**0**	**0**	**0**	**0**	**0**	**0**	**0**	**0**	**0**	**0**	**0**	**0**	**0**	**0**	**0**

2023 GAME-BY-GAME REGULAR-SEASON STATISTICS (JAGUARS)

			TACKLES								INTERCEPTIONS					O. FUMB				ST					MISC			
DATE	OPPONENT	P/S	TK	S	A	SK	YDS	TFL	YDS	QBH	NO	YDS	LG	TD	PD	FF	FR	TD	YDS	TK	S	A	FF	FR	S	A	W/L	SCORE
09/10	at Colts										NOT ON ROSTER																W	31-21
09/17	Chiefs										NOT ON ROSTER																L	9-17
09/24	Texans										NOT ON ROSTER																L	17-37
10/01	Falcons										NOT ON ROSTER																W	23-7
10/08	at Bills										NOT ON ROSTER																W	25-20
10/15	Colts										NOT ON ROSTER																W	37-20
10/19	at Saints										NOT ON ROSTER																W	31-24
2023 TOTALS			**0**	**0**	**0**	**0.0**	**0.0**	**0**	**0**	**0**	**0**	**0**	**0**	**0**	**0**	**0**	**0**	**0**	**0**	**0**	**0**	**0**	**0**	**0**	**0**	**0**	**5-2**	



DENNIS HOUSTON

WR

88

HEIGHT: 6-1
WEIGHT: 198
COLLEGE: WESTERN ILLINOIS
HOW ACQUIRED: FA-'23
NFL EXP.: 1ST YEAR
GIANTS EXP.: 1ST YEAR

DENNIS HOUSTON'S NFL REGULAR SEASON RUSHING/RECEIVING STATISTICS

				RECEIVING					RUSHING				
DATE	TEAM	GP	GS	NO.	YDS.	AVG.	LG	TD	NO.	YDS.	AVG.	LG	TD
2022	Cowboys	2	0	2	16	8.0	11	0	0	0	0.0	0	0
2023	Cowboys	0	0	0	0	0.0	0	0	0	0	0.0	0	0
				Went from **Dallas** to **N.Y. Giants**.									
2023	Giants	0	0	0	0	0.0	0	0	0	0	0.0	0	0
2023	TOTAL	0	0	0	0	0.0	0	0	0	0	0.0	0	0
NFL TOTALS		**2**	**0**	**2**	**16**	**8.0**	**11**	**0**	**0**	**0**	**0.0**	**0**	**0**

DENNIS HOUSTON'S NFL POSTSEASON RUSHING/RECEIVING STATISTICS

				RECEIVING					RUSHING				
DATE	TEAM	GP	GS	NO.	YDS.	AVG.	LG	TD	NO.	YDS.	AVG.	LG	TD
2022	Cowboys	0	0	0	0	0.0	0	0	0	0	0.0	0	0
NFL TOTALS		**0**	**0**	**0**	**0**	**0.0**	**0**	**0**	**0**	**0**	**0.0**	**0**	**0**

DENNIS HOUSTON'S NFL REGULAR SEASON RETURN STATISTICS

		KICKOFF RETURNS					PUNT RETURNS					
DATE	TEAM	RET.	YDS.	AVG.	LG	TD	NO.	FC	YDS.	AVG.	LG	TD
2022	Cowboys	0	0	0.0	0	0	0	0	0	0.0	0	0
2023	Cowboys	0	0	0.0	0	0	0	0	0	0.0	0	0
				Went from **Dallas** to **N.Y. Giants**.								
2023	Giants	0	0	0.0	0	0	0	0	0	0.0	0	0
2023	TOTAL	0	0	0.0	0	0	0	0	0	0.0	0	0
NFL TOTALS		**0**	**0**	**0.0**	**0**	**0**	**0**	**0**	**0**	**0.0**	**0**	**0**

DENNIS HOUSTON'S NFL POSTSEASON RETURN STATISTICS

		KICKOFF RETURNS					PUNT RETURNS					
DATE	TEAM	RET.	YDS.	AVG.	LG	TD	NO.	FC	YDS.	AVG.	LG	TD
2022	Cowboys	0	0	0.0	0	0	0	0	0	0.0	0	0
NFL TOTALS		**0**	**0**	**0.0**	**0**	**0**	**0**	**0**	**0**	**0.0**	**0**	**0**

SINGLE-GAME HIGHS: RECEIVING

Receptions 2 vs. Tampa Bay Buccaneers, Sep 11, 2022
Receiving Yards 16 vs. Tampa Bay Buccaneers, Sep 11, 2022
Longest Receptions 11 vs. Tampa Bay Buccaneers, Sep 11, 2022
5 vs. Tampa Bay Buccaneers, Sep 11, 2022
All-Purpose Yards 16 vs. Tampa Bay Buccaneers, Sep 11, 2022

2022 GAME-BY-GAME REGULAR-SEASON STATISTICS (COWBOYS)

			RECEIVING					RUSHING						
DATE	OPPONENT	P/S	NO.	YDS.	AVG.	LG	TD	NO.	YDS.	AVG.	LG	TD	W/L	SCORE
09/11	Buccaneers	P	2	16	8.0	11	0	0	0	0.0	0	0	L	3-19
09/18	Bengals	P	0	0	0.0	0	0	0	0	0.0	0	0	W	20-17
09/26	at Giants					PRACTICE SQUAD							W	23-16
10/02	Commanders					PRACTICE SQUAD							W	25-10
10/09	at Rams					PRACTICE SQUAD							W	22-10
10/16	at Eagles					PRACTICE SQUAD							L	17-26
10/23	Lions					PRACTICE SQUAD							W	24-6
10/30	Bears					PRACTICE SQUAD							W	49-29
11/13	at Packers					PRACTICE SQUAD							L	28-31+
11/20	at Vikings					PRACTICE SQUAD							W	40-3
11/24	Giants					PRACTICE SQUAD							W	28-20
12/04	Colts					PRACTICE SQUAD							W	54-19
12/11	Texans					PRACTICE SQUAD							W	27-23
12/18	at Jaguars					PRACTICE SQUAD							L	34-40+
12/24	Eagles					PRACTICE SQUAD							W	40-34
12/29	at Titans					PRACTICE SQUAD							W	27-13
01/08	at Commanders					PRACTICE SQUAD							L	6-26
2022 TOTALS		**2-0**	**2**	**16**	**8.0**	**11**	**0**	**0**	**0**	**0.0**	**0**	**0**	**12-5**	

+ - Overtime

2023 GAME-BY-GAME REGULAR-SEASON STATISTICS (COWBOYS/GIANTS)

			RECEIVING					RUSHING						
DATE	OPPONENT	P/S	NO.	YDS.	AVG.	LG	TD	NO.	YDS.	AVG.	LG	TD	W/L	SCORE
09/10	at Giants					NOT ON ROSTER							W	40-0
09/17	Jets					NOT ON ROSTER							W	30-10
09/24	at Cardinals					NOT ON ROSTER							L	16-28
10/01	Patriots					NOT ON ROSTER							W	38-3
10/08	at 49ers					NOT ON ROSTER							L	10-42
10/16	at Chargers					NOT ON ROSTER							W	20-17
						Went from **Cowboys** to **Giants**.								
10/22	Commanders					PRACTICE SQUAD							W	14-7
2023 TOTALS		**0-0**	**0**	**0**	**0.0**	**0**	**0**	**0**	**0**	**0.0**	**0**	**0**	**5-2**	

2022 GAME-BY-GAME POSTSEASON STATISTICS (COWBOYS)

			RECEIVING					RUSHING						
DATE	OPPONENT	P/S	NO.	YDS.	AVG.	LG	TD	NO.	YDS.	AVG.	LG	TD	W/L	SCORE
01/16	at Buccaneers					PRACTICE SQUAD							W	31-14
01/22	at 49ers					PRACTICE SQUAD							L	12-19
2022 TOTALS		**0-0**	**0**	**0**	**0.0**	**0**	**0**	**0**	**0**	**0.0**	**0**	**0**	**1-1**	



DYONTAE JOHNSON

ILB

HEIGHT: 6-2
WEIGHT: 230
COLLEGE: TOLEDO
HOW ACQUIRED: UDFA
NFL EXP.: R
GIANTS EXP.: R

54

Originally signed as a rookie free agent by the Giants on May 5, 2023…Played in 57 games in 5 seasons at Toledo…Recorded 273 tackles (115 solo), 22.5 tackles for loss, 6.5 sacks, one interception, 9 passes defensed, 2 forced fumble and 3 fumble recoveries…In 2022, played in all 14 games…Selected 2nd-team All-MAC…Finished 2nd on the team with a career-high 109 tackles (43 solo), 8 tackles for loss, 3.0 sacks, 3 passes defensed, one forced fumble and 2 fumble recoveries…Posted a season-high 12 tackles (5 solo) at Buffalo…Tallied a sack in each of 3 consecutive games (at Eastern Michigan and vs. Ball State and Bowling Green)…In 2021, started all 13 games and finished 4th on the team with 86 tackles (35 solo), including 2.5 sacks…In 2020, played in 6 games and led Toledo with 47 tackles (25 solo)…Mechanical engineering technology major…Helped Cass Tech High School in Detroit to an MHSAA state championship and an undefeated season in 2016 and regional titles in 2016 and 2017…Received the team's Linebacker Leadership Award as a junior and senior…Mother is Makita Jones...Has one brother, Davion, and one sister, Dari.

DYONTAE JOHNSON'S NFL REGULAR SEASON DEFENSIVE STATISTICS

				TACKLES								INTERCEPTIONS					O. FUMB				ST					MISC	
DATE	TEAM	GP	GS	TK	S	A	TFL	YDS	SK	YDS	QBH	NO	YDS	LG	TD	PD	FF	FR	TD	YDS	TK	S	A	FF	FR	S	A
2023	Giants	0	0	0	0	0	0	0	0.0	0.0	0	0	0	0	0	0	0	0	0	0	0	0	0	0	0	0	0
NFL TOTALS		**0**	**0**	**0**	**0**	**0**	**0**	**0**	**0.0**	**0.0**	**0**	**0**	**0**	**0**	**0**	**0**	**0**	**0**	**0**	**0**	**0**	**0**	**0**	**0**	**0**	**0**	**0**

2023 GAME-BY-GAME REGULAR-SEASON STATISTICS (GIANTS)

			TACKLES								INTERCEPTIONS					O. FUMB				ST					MISC			
DATE	OPPONENT	P/S	TK	S	A	SK	YDS	TFL	YDS	QBH	NO	YDS	LG	TD	PD	FF	FR	TD	YDS	TK	S	A	FF	FR	S	A	W/L	SCORE
09/10	Cowboys										PRACTICE SQUAD																L	0-40
09/17	at Cardinals										PRACTICE SQUAD																W	31-28
09/21	at 49ers										PRACTICE SQUAD																L	12-30
10/02	Seahawks										PRACTICE SQUAD																L	3-24
10/08	at Dolphins										PRACTICE SQUAD																L	16-31
10/15	at Bills										PRACTICE SQUAD																L	9-14
10/22	Commanders										PRACTICE SQUAD																W	14-7
2023 TOTALS			**0**	**0**	**0**	**0.0**	**0.0**	**0**	**0**	**0**	**0**	**0**	**0**	**0**	**0**	**0**	**0**	**0**	**0**	**0**	**0**	**0**	**0**	**0**	**0**	**0**	**2-5**	



RYAN JONES

TE

49

HEIGHT: 6-3
WEIGHT: 247
COLLEGE: EAST CAROLINA
HOW ACQUIRED: UDFA
NFL EXP.: R
GIANTS EXP.: R

Originally signed as a rookie free agent by the Giants on May 5, 2023…Played 2 seasons as a linebacker at Oklahoma before transferring and playing tight end at East Carolina…In 2021-22, played in 24 games with 6 starts with the Pirates…Caught 78 career passes for 855 yards (11.0-yard avg.) and 9 touchdowns…Had a career-high 6 receptions on 3 occasions and a career-best 102 receiving yards and two scores vs. Temple in 2021…In 2022, played in 12 games with 6 starts and caught 41 passes for 413 yards and 5 touchdowns…In his first season with ECU in 2021, played in all 12 games and finished with 37 catches for 442 yards and 5 touchdowns…Did not play in 2020 after transferring…In 2019 at Oklahoma, played in 7 games and recorded nine total tackles (8 solo) and one interception (at UCLA)…In his 2018 debut season, played in 11 games with 3 starts and made 19 tackles, including 2.5 for loss…Redshirted in 2017 after signing with Sooners as a defensive back…Earned undergraduate degree in communication at Oklahoma in December of 2020…As a senior at Mallard Creek (N.C.) High School, Offensively, logged 31 catches for 541 yards and 7 touchdowns, plus 21 tackles and 4 pass breakups as a defender in the secondary.

RYAN JONES' NFL REGULAR SEASON RUSHING/RECEIVING STATISTICS

				RECEIVING					RUSHING				
DATE	TEAM	GP	GS	NO.	YDS.	AVG.	LG	TD	NO.	YDS.	AVG.	LG	TD
2023	Giants	0	0	0	0	0.0	0	0	0	0	0.0	0	0
NFL TOTALS		**0**	**0**	**0**	**0**	**0.0**	**0**	**0**	**0**	**0**	**0.0**	**0**	**0**

RYAN JONES' NFL REGULAR SEASON RETURN STATISTICS

		KICKOFF RETURNS					PUNT RETURNS					
DATE	TEAM	RET.	YDS.	AVG.	LG	TD	NO.	FC	YDS.	AVG.	LG	TD
2023	Giants	0	0	0.0	0	0	0	0	0	0.0	0	0
NFL TOTALS		**0**	**0**	**0.0**	**0**	**0**	**0**	**0**	**0**	**0.0**	**0**	**0**

2023 GAME-BY-GAME REGULAR-SEASON STATISTICS (GIANTS)

			RECEIVING					RUSHING						
DATE	OPPONENT	P/S	NO.	YDS.	AVG.	LG	TD	NO.	YDS.	AVG.	LG	TD	W/L	SCORE
09/10	Cowboys						PRACTICE SQUAD						L	0-40
09/17	at Cardinals						PRACTICE SQUAD						W	31-28
09/21	at 49ers						PRACTICE SQUAD						L	12-30
10/02	Seahawks						PRACTICE SQUAD						L	3-24
10/08	at Dolphins						PRACTICE SQUAD						L	16-31
10/15	at Bills						PRACTICE SQUAD						L	9-14
10/22	Commanders						PRACTICE SQUAD						W	14-7
2023 TOTALS		**0-0**	**0**	**0**	**0.0**	**0**	**0**	**0**	**0**	**0.0**	**0**	**0**	**2-5**	



JAYLON THOMAS

T

71

HEIGHT: 6-3
WEIGHT: 311
COLLEGE: SOUTHERN METHODIST
HOW ACQUIRED: FA-'23
NFL EXP.: R
GIANTS EXP.: R

JAYLON THOMAS' NFL REGULAR SEASON STATISTICS

DATE	TEAM	GP	GS
2023	Ravens	0	0
NFL TOTALS		**0**	**0**


ny
2022
SEASON

GIANTS AT METLIFE STADIUM	5-3-1
GIANTS ON THE ROAD	4-4
GIANTS ON GRASS	3-1
GIANTS ON ARTIFICIAL TURF	6-6-1
GIANTS OUTDOORS	2-0
GIANTS SCORE FIRST	3-1
OPPONENT SCORES FIRST	6-6-1
GIANTS SCORE ON FIRST POSSESSION	3-0
GIANTS SCORE 20 OR MORE POINTS	8-3-1
GIANTS SCORE 19 OR LESS POINTS	1-4
GIANTS ALLOW 20 OR MORE	3-7-1
GIANTS ALLOW 19 OR LESS POINTS	6-0
GIANTS LEAD AFTER 1ST QUARTER	3-2
GIANTS TRAIL AFTER 1ST QUARTER	5-4-1
SCORE TIED AFTER 1ST QUARTER	1-1
GIANTS LEAD AT HALFTIME	5-1
GIANTS TRAIL AT HALFTIME	3-6
SCORE TIED AT HALFTIME	1-0-1
GIANTS LEAD AFTER 3RD QUARTER	4-1-1
GIANTS TRAIL AFTER 3RD QUARTER	4-5
SCORE TIED AFTER 3RD QUARTER	1-1
GIANTS HAVE + TURNOVER RATIO	6-2
GIANTS HAVE - TURNOVER RATIO	1-5
TURNOVER RATIO EVEN	2-0-1
GIANTS HAVE 30:00+TOP	8-1
GIANTS HAVE LESS THAN 30:00 TOP	1-6-1
GIANTS HAVE 100-YARD RUSHER	4-0
GIANTS HAVE 300 NET PASSING YARDS	0-2
GIANTS HAVE 1 100-YARD RECEIVER	0-1
GIANTS WIN COIN TOSS	6-3
GIANTS LOSE COIN TOSS	3-4-1

IN SEPTEMBER	2-1
IN OCTOBER	4-1
IN NOVEMBER	1-2
IN DECEMBER	1-2-1
IN JANUARY	1-1
ON SUNDAY NIGHT	1-0
ON MONDAY NIGHT	0-1
ON SATURDAY	0-1
DAY GAMES	8-6-1
NIGHT GAMES	1-1
VS. NFC EAST OVERALL	1-4-1
VS. NFC EAST AT HOME	0-2-1
VS. NFC EAST ON THE ROAD	1-2
VS. NFC	4-7-1
VS. NFC SOUTH	1-0
VS. NFC NORTH	2-2
VS. NFC WEST	0-1
VS. AFC	5-0
VS. AFC SOUTH	4-0
VS. AFC NORTH	1-0

AMERICAN FOOTBALL CONFERENCE

East

TEAM	W	L	T	PCT	PF	PA	NET PTS	HOME	AWAY	CONF	DIV	STREAK
Buffalo Bills	13	3	0	.813	455	286	169	7-1-0	6-2-0	9-2-0	4-2-0	Won 7
Miami Dolphins	9	8	0	.529	397	399	-2	6-2-0	3-6-0	7-5-0	3-3-0	Won 1
New England Patriots	8	9	0	.471	364	347	17	4-4-0	4-5-0	6-6-0	3-3-0	Lost 1
New York Jets	7	10	0	.412	296	316	-20	3-5-0	4-5-0	5-7-0	2-4-0	Lost 6

North

TEAM	W	L	T	PCT	PF	PA	NET PTS	HOME	AWAY	CONF	DIV	STREAK
Cincinnati Bengals	12	4	0	.750	418	322	96	6-1-0	6-3-0	8-3-0	3-3-0	Won 8
Baltimore Ravens	10	7	0	.588	350	315	35	5-3-0	5-4-0	6-6-0	3-3-0	Lost 2
Pittsburgh Steelers	9	8	0	.529	308	346	-38	4-4-0	5-4-0	5-7-0	3-3-0	Won 4
Cleveland Browns	7	10	0	.412	361	381	-20	4-4-0	3-6-0	4-8-0	3-3-0	Lost 1

South

TEAM	W	L	T	PCT	PF	PA	NET PTS	HOME	AWAY	CONF	DIV	STREAK
Jacksonville Jaguars	9	8	0	.529	404	350	54	5-3-0	4-5-0	8-4-0	4-2-0	Won 5
Tennessee Titans	7	10	0	.412	298	359	-61	3-5-0	4-5-0	5-7-0	3-3-0	Lost 7
Indianapolis Colts	4	12	1	.265	289	427	-138	2-6-0	2-6-1	4-7-1	1-4-1	Lost 7
Houston Texans	3	13	1	.206	289	420	-131	0-7-1	3-6-0	3-8-1	3-2-1	Won 1

West

TEAM	W	L	T	PCT	PF	PA	NET PTS	HOME	AWAY	CONF	DIV	STREAK
Kansas City Chiefs	14	3	0	.824	496	369	127	7-1-0	7-2-0	9-3-0	6-0-0	Won 5
Los Angeles Chargers	10	7	0	.588	391	384	7	5-3-0	5-4-0	7-5-0	2-4-0	Lost 1
Las Vegas Raiders	6	11	0	.353	395	418	-23	4-4-0	2-7-0	5-7-0	3-3-0	Lost 3
Denver Broncos	5	12	0	.294	287	359	-72	4-4-0	1-8-0	3-9-0	1-5-0	Won 1

NATIONAL FOOTBALL CONFERENCE

East

TEAM	W	L	T	PCT	PF	PA	NET PTS	HOME	AWAY	CONF	DIV	STREAK
Philadelphia Eagles	14	3	0	.824	477	344	133	7-2-0	7-1-0	9-3-0	4-2-0	Won 1
Dallas Cowboys	12	5	0	.706	467	342	125	8-1-0	4-4-0	8-4-0	4-2-0	Lost 1
New York Giants	**9**	**7**	**1**	**.559**	**365**	**371**	**-6**	**5-3-1**	**4-4-0**	**4-7-1**	**1-4-1**	**Lost 1**
Washington Commanders	8	8	1	.500	321	343	-22	4-5-0	4-3-1	5-6-1	2-3-1	Won 1

North

TEAM	W	L	T	PCT	PF	PA	NET PTS	HOME	AWAY	CONF	DIV	STREAK
Minnesota Vikings	13	4	0	.765	424	427	-3	8-1-0	5-3-0	8-4-0	4-2-0	Won 1
Detroit Lions	9	8	0	.529	453	427	26	5-4-0	4-4-0	7-5-0	5-1-0	Won 2
Green Bay Packers	8	9	0	.471	370	371	-1	5-4-0	3-5-0	6-6-0	3-3-0	Lost 1
Chicago Bears	3	14	0	.176	326	463	-137	2-7-0	1-7-0	1-11-0	0-6-0	Lost 10

South

TEAM	W	L	T	PCT	PF	PA	NET PTS	HOME	AWAY	CONF	DIV	STREAK
Tampa Bay Buccaneers	8	9	0	.471	313	358	-45	5-4-0	3-5-0	8-4-0	4-2-0	Lost 1
Carolina Panthers	7	10	0	.412	347	374	-27	5-4-0	2-6-0	6-6-0	4-2-0	Won 1
Atlanta Falcons	7	10	0	.412	365	386	-21	6-3-0	1-7-0	6-6-0	2-4-0	Won 2
New Orleans Saints	7	10	0	.412	330	345	-15	4-5-0	3-5-0	5-7-0	2-4-0	Lost 1

West

TEAM	W	L	T	PCT	PF	PA	NET PTS	HOME	AWAY	CONF	DIV	STREAK
San Francisco 49ers	13	4	0	.765	450	277	173	8-1-0	5-3-0	10-2-0	6-0-0	Won 10
Seattle Seahawks	9	8	0	.529	407	401	6	5-4-0	4-4-0	6-6-0	4-2-0	Won 2
Los Angeles Rams	5	12	0	.294	307	384	-77	4-5-0	1-7-0	3-9-0	1-5-0	Lost 2
Arizona Cardinals	4	13	0	.235	340	449	-109	1-8-0	3-5-0	3-9-0	1-5-0	Lost 7

2022 NFL POSTSEASON

AFC WILD CARD PLAYOFF GAMES
at Jaguars 31, Chargers 30
at Bills 34, Dolphins 31
at Bengals 24, Ravens 17

AFC DIVISIONAL PLAYOFF GAMES
at Chiefs 27, Jaguars 20
Bengals 27, at Bills 10

AFC CHAMPIONSHIP GAME
at Chiefs 23, Bengals 20

NFC WILD CARD PLAYOFF GAMES
at 49ers 41, Seahawks 23
Giants 31, at Vikings 24
Cowboys 31, at Buccaneers 14

NFC DIVISIONAL PLAYOFF GAMES
at Eagles 38, Giants 7
at 49ers 19, Cowboys 12

NFC CHAMPIONSHIP GAME
at Eagles 31, 49ers 7

SUPER BOWL LVII
State Farm Stadium
Glendale, Ariz.
Chiefs 38, at Eagles 35

THE VINCE LOMBARDI TROPHY



The Giants raise the Lombardi Trophy during the postgame ceremonies at Super Bowl XLII

The Vince Lombardi Trophy is the trophy awarded each year to the winning team of the National Football League's annual championship game, the Super Bowl. It is considered to be the NFL's most prestigious award. The trophy was originally called the "World Championship Game Trophy" when the Super Bowl was originally named the AFL-NFL World Championship Game. It was renamed in 1970 in honor of legendary Green Bay Packers head coach Vince Lombardi.

Since Super Bowl XXX, it is presented to the winning team's owner on the field following the game. Previously, the trophy was presented inside the winning team's locker room.

Unlike trophies such as the Stanley Cup and the Grey Cup, a new Vince Lombardi Trophy is made every year and the winning team maintains permanent possession of that trophy.

Each trophy is handcrafted by Tiffany & Co. master artisans at their workshop in Parsippany, New Jersey. The trophy depicts a regulation-size football in kicking position that is made entirely of sterling silver. It stands 22 inches (55 cm) tall, weighs seven pounds (3 kg), and takes approximately four months and 72 man-hours to create. The words "Vince Lombardi Trophy" and the NFL logo are engraved on the base. After the trophy is awarded, it is sent back to Tiffany & Co. to be engraved with the winning team's name, score, logo and roster if the team wishes.

WON 9, LOST 7, TIED 1

BRIAN DABOLL (17 GAMES)

09/11	W	21-20	at Tennessee	67,805
09/18	W	19-16	Carolina	73,843
09/26	L	16-23	Dallas	79,445
10/02	W	20-12	Chicago	74,044
10/09	W	27-22	at Green Bay	61,024
10/16	W	24-20	Baltimore	78,019
10/23	W	23-17	at Jacksonville	65,664
10/30	L	13-27	at Seattle	68,921
11/13	W	24-16	Houston	71,615
11/20	L	18-31	Detroit	76,267
11/24	L	20-28	at Dallas	93,568
12/04	T	20-20 (OT)	Washington	76,128
12/11	L	22-48	Philadelphia	81,506
12/18	W	20-12	at Washington	61,917
12/24	L	24-27	at Minnesota	66,919
01/01	W	38-10	Indianapolis	77,399
01/08	L	16-22	at Philadelphia	69,879

2022 TEAM STATISTICS

	NYG	OPP.
FIRST DOWNS	**352**	**370**
Rushing	150	134
Passing	170	200
Penalty	32	36
Third Down-Made/Att	78/212	72/205
Third Down Efficiency	36.8%	35.1%
Fourth Down-Made/Att	10/21	11/17
Fourth Down Efficiency	47.6%	64.7%
TOTAL NET YARDS	**5,676**	**6,089**
Avg. Per Game	333.9	358.2
Total Plays	1,089	1,078
Avg. Per Play	5.2	5.6
NET YARDS RUSHING	**2,519**	**2,451**
Avg. Per Game	148.2	144.2
Total Rushes	520	469
Avg. Per Rush	4.8	5.2
NET YARDS PASSING	**3,157**	**3,638**
Avg. Per Game	185.7	214.0
Sacked/Yards Lost	49/274	41/271
Gross Yards	3,431	3,909
Attempts/Completions	520/346	568/349
Pct. of Completion	66.5%	61.4%
Had Intercepted	6	6
PUNTS/AVERAGE	**74/46.8**	**66/46.4**
Net Punting Average	40.1	42.2
PUNT RETURN/AVG.	**29/6.2**	**28/9.9**
KICKOFF RETURN/AVG.	**26/21.3**	**30/25.6**
INTERCEPTION RETURN/AVG.	**6/16.2**	**6/12.2**
PENALTIES/YARDS	**106/827**	**111/819**
FUMBLES/BALL LOST	**19/10**	**28/13**
TOUCHDOWNS	**40**	**37**
Rushing	21	16
Passing	17	21
Returns	2	0
EXTRA POINTS/ATTEMPTS	**32/34**	**34/36**
TWO POINT CONVERSION/ATT.	**3/6**	**1/1**
FIELD GOALS/ATTEMPTS	**29/32**	**37/43**
AVG. TIME OF POSSESSION	**30:17**	**29:43**

* SCORE BY PERIODS	Q1	Q2	Q3	Q4	OT	PTS
TEAM	39	112	89	125	0	365
OPPONENTS	77	104	90	100	0	371

SCORING	TD	RU	PA	RT	K-PAT	FG	2PT	S	PTS
G. Gano	0	0	0	0	32/34	29/32	0	0	119
S. Barkley	10	10	0	0	0/0	0/0	1	0	62
D. Jones	7	7	0	0	0/0	0/0	0	0	42
I. Hodgins	4	0	4	0	0/0	0/0	1	0	26
R. James	4	0	4	0	0/0	0/0	0	0	24
D. Bellinger	3	1	2	0	0/0	0/0	1	0	20
D. Slayton	2	0	2	0	0/0	0/0	0	0	12
M. Breida	1	1	0	0	0/0	0/0	0	0	6
G. Brightwell	1	1	0	0	0/0	0/0	0	0	6
L. Cager	1	0	1	0	0/0	0/0	0	0	6
L. Collins	1	0	0	1	0/0	0/0	0	0	6
K. Golladay	1	0	1	0	0/0	0/0	0	0	6
C. Myarick	1	0	1	0	0/0	0/0	0	0	6
W. Robinson	1	0	1	0	0/0	0/0	0	0	6
S. Shepard	1	0	1	0	0/0	0/0	0	0	6
K. Thibodeaux	1	0	0	1	0/0	0/0	0	0	6
D. Webb	1	1	0	0	0/0	0/0	0	0	6
TEAM	40	21	17	2	32/34	29/32	3	0	365
OPPONENTS	37	16	21	0	34/36	37/43	1	1	371

2-Pt Conv: D. Bellinger 1, S. Barkley 1, I. Hodgins 1, J. Gillan 0, **TM** 3-6, **OPP** 1-1
SACKS: D. Lawrence II 7.5, A. Ojulari 5.5, K. Thibodeaux 4.0, J. Ward 3.0, L. Williams 2.5, O. Ximines 2.0, R. Anderson 2.0, M. McFadden 2.0, N. McCloud 1.5, J. Pinnock 1.5, T. Crowder 1.0, Z. Gilbert 1.0, J. Love 1.0, X. McKinney 1.0, T. Fox 1.0, L. Collins 1.0, J. Smith 1.0, J. Ellis 1.0, J. Davis 0.5, **TM** 40.0, **OPP** 49.0
FUM/LOST: D. Jones 6/3, R. James 3/3, T. Taylor 2/1, D. Slayton 2/1, D. Bellinger 1/1, I. Hodgins 1/1, J. Pinnock 1/0, O. Ximines 1/0, J. Gillan 1/0, S. Barkley 1/0, **TM** 19/10, **OPP** 28/13

G. Gano: (-) (36G, 33G, 52G, 56G) (47B, 42G, 51G, 51G) (44G, 43G, 37LU) (48G, 37G) (34G) (33G, 33G, 34G) (31G, 45G) (49G) (-) (57G, 47G) (48G, 27G, 58SH) (-) (50G, 50G) (44G, 44G, 55G) (36G) (24G)
OPP: (46G, 23G, 47WL) (31G, 32G, 38G) (26G, 28G, 59WL, 44G) (29G, 22G, 40G, 35G) (46G, 48G) (56LU, 34G, 23G) (27G) (35G, 51G) (38G, 34G, 46G) (24G) (46WR) (21G, 42G, 52WR) (29G, 39G) (41G, 51G) (40G, 61G) (23G, 48WR) (32G, 52G, 39G, 54G, 22G)

* RUSHING	NO.	YDS	AVG	LONG	TD
S. Barkley	295	1,312	4.4	68	10
D. Jones	120	708	5.9	25	7
M. Breida	54	220	4.1	18	1
G. Brightwell	31	141	4.5	25	1
T. Taylor	5	70	14.0	32	0
D. Webb	6	41	6.8	14t	1
K. Toney	2	23	11.5	19	0
R. James	2	6	3.0	4	0
D. Bellinger	1	2	2.0	2t	1
W. Robinson	2	-1	-0.5	4	0
J. Gillan	2	-3	-1.5	0	0
TEAM	520	2,519	4.8	68	21
OPPONENTS	469	2,451	5.2	49	16

* RECEIVING	TAR	NO.	YDS	AVG	LONG	TD
S. Barkley	76	57	338	5.9	41	0
D. Slayton	71	46	724	15.7	55	2
R. James	70	57	569	10.0	33	4
I. Hodgins	42	33	351	10.6	29	4
D. Bellinger	35	30	268	8.9	24	2
W. Robinson	31	23	227	9.9	19	1
M. Breida	25	20	118	5.9	16	0
S. Shepard	24	13	154	11.8	65t	1
M. Johnson	22	9	99	11.0	18	0
L. Cager	18	13	118	9.1	20	1
D. Sills V	17	11	106	9.6	24	0
K. Golladay	17	6	81	13.5	25t	1
T. Hudson	15	10	132	13.2	27	0
C. Myarick	8	7	65	9.3	23	1
G. Brightwell	8	5	39	7.8	12	0
N. Vannett	7	4	42	10.5	15	0
K. Toney	3	2	0	0.0	2	0
TEAM	489	346	3,431	9.9	65t	17
OPPONENTS	549	349	3,909	11.2	61	21

* INTERCEPTIONS	NO.	YDS	AVG	LONG	TD
J. Love	2	44	22.0	27	0
D. Belton	2	0	0.0	0	0
L. Collins	1	52	52.0	52t	1
R. Williams	1	1	1.0	1	0
TEAM	6	97	16.2	52t	1
OPPONENTS	6	73	12.2	38	0

* FUMBLES	FUM	LST	FF	REC	TD
D. Jones	6	3	0	2	0
R. James	3	3	0	0	0
I. Hodgins	1	1	0	0	0
T. Taylor	2	1	0	0	0
D. Bellinger	1	1	0	0	0
D. Slayton	2	1	0	1	0
A. Ojulari	0	0	3	1	0
E. Neal	0	0	0	1	0
O. Ximines	1	0	1	0	0
C. Coughlin	0	0	1	1	0
S. Barkley	1	0	0	0	0
J. Pinnock	1	0	1	0	0
J. Gillan	1	0	0	0	0
TEAM	19	10	6	6	0
OPPONENTS	28	13	1	7	0

* PUNTING	NO.	YDS	AVG	NET	TB	IN	LG	B
J. Gillan	74	3,463	46.8	40.1	9	26	69	1
TEAM	74	3,463	46.8	40.1	9	26	69	1
OPPONENTS	66	3,065	46.4	42.2	5	26	66	0

* PUNT RETURNS	RET	FC	YDS	AVG	LONG	TD
R. James	24	14	174	7.3	23	0
A. Jackson	3	1	5	1.7	3	0
D. Holmes	1	0	0	0.0	0	0
J. Pinnock	1	0	0	0.0	0	0
TEAM	29	15	179	6.2	23	0
OPPONENTS	28	24	277	9.9	46	0

* KICKOFF RETURNS	NO.	YDS	AVG	LONG	TD
G. Brightwell	26	555	21.3	47	0
TEAM	26	555	21.3	47	0
OPPONENTS	30	769	25.6	66	0

* FIELD GOALS	1-19	20-29	30-39	40-49	50+
G. Gano	0/0	2/2	9/10	10/11	8/9
TEAM	0/0	2/2	9/10	10/11	8/9
OPPONENTS	0/0	12/12	11/11	9/12	5/8

* PASSING	ATT	CMP	YDS	CMP%	YDS/ATT	TD	TD%	INT	INT%	LONG	SACK	LOST	RATING
D. Jones	472	317	3,205	67.2	6.8	15	3.2	5	1.1	65t	44	243	92.5
D. Webb	40	23	168	57.5	4.2	1	2.5	0	0.0	25t	0	0	75.8
T. Taylor	8	6	58	75.0	7.3	1	12.5	1	12.5	19t	3	18	94.8
J. Gillan	0	0	0	---	--	0	---	0	---	---	1	11	---
L. Cager	0	0	0	---	--	0	---	0	---	---	1	2	---
TEAM	520	346	3,431	66.5	6.6	17	3.3	6	1.2	65t	49	274	91.1
OPPONENTS	568	349	3,909	61.4	6.9	21	3.7	6	1.1	61	41	271	89.9

2022 REGULAR SEASON DEF. STATS

PLAYER	SOLO	ASSISTS	TT	SACKS	YDS	INTS	YDS	PD	TFL	QBH	FF	FR	ST FF	ST FR	SAFETY	DEF TD
Tomon Fox	14	9	23	1.0	0.0	0	0	0	3	1	0	0	0	0	0	0
Justin Ellis	5	17	22	1.0	8.0	0	0	0	2	1	0	0	0	0	0	0
Oshane Ximines	15	9	24	2.0	16.0	0	0	2	3	8	1	1	0	0	0	0
Dexter Lawrence II	35	33	68	7.5	49.5	0	0	3	7	28	2	0	0	0	0	0
Leonard Williams	26	19	45	2.5	19.0	0	0	0	5	12	1	2	0	0	0	0
Jihad Ward	28	15	43	3.0	12.0	0	0	4	7	13	2	0	0	0	0	0
Jaylon Smith	46	42	88	1.0	7.0	0	0	0	3	2	0	1	0	0	0	0
Tae Crowder	24	19	43	1.0	8.0	0	0	1	3	2	1	0	0	0	0	0
Kayvon Thibodeaux	33	16	49	4.0	34.0	0	0	5	6	13	2	2	0	0	0	1
Adoree' Jackson	40	11	51	0.0	0.0	0	0	7	2	0	1	2	0	0	0	0
Julian Love	74	42	116	1.0	9.0	2	44	5	6	1	0	1	1	0	0	0
Dane Belton	23	7	30	0.0	0.0	2	0	3	1	1	0	1	0	1	0	0
Fabian Moreau	47	16	63	0.0	0.0	0	0	10	0	0	0	0	0	0	0	0
Xavier McKinney	28	16	44	1.0	8.0	0	0	5	2	1	1	0	0	0	0	0
Gary Brightwell	0	0	0	0.0	0.0	0	0	0	0	0	0	0	0	1	0	0
Carter Coughlin	0	1	1	0.0	0.0	0	0	0	0	0	0	0	1	0	0	0
D.J. Davidson	2	2	4	0.0	0.0	0	0	0	0	0	0	0	0	0	0	0
Tony Jefferson II	13	7	20	0.0	0.0	0	0	1	0	0	0	0	0	0	0	0
Micah McFadden	35	23	58	2.0	17.0	0	0	0	6	2	1	0	0	0	0	0
Cor'Dale Flott	14	11	25	0.0	0.0	0	0	2	0	0	1	0	0	0	0	0
Darnay Holmes	28	10	38	0.0	0.0	0	0	8	2	1	1	0	0	0	0	0
Nick Williams	5	10	15	0.0	0.0	0	0	2	0	2	0	0	0	0	0	0
Austin Calitro	4	4	8	0.0	0.0	0	0	0	2	0	0	0	0	0	0	0
Henry Mondeaux	5	11	16	0.0	0.0	0	0	0	1	0	0	0	0	0	0	0
Aaron Robinson	5	0	5	0.0	0.0	0	0	1	0	0	0	0	0	0	0	0
Azeez Ojulari	9	5	14	5.5	31.5	0	0	1	3	7	3	1	0	0	0	0
Rodarius Williams	15	0	15	0.0	0.0	1	1	2	0	0	0	0	0	0	0	0
Nick McCloud	31	8	39	1.5	11.5	0	0	7	2	2	0	0	0	0	0	0
Jason Pinnock	33	7	40	1.5	16.0	0	0	3	2	4	1	0	0	1	0	0
Elerson Smith	0	1	1	0.0	0.0	0	0	0	0	0	0	0	0	0	0	0
Justin Layne	2	0	2	0.0	0.0	0	0	1	0	0	0	0	0	0	0	0
Zyon Gilbert	7	3	10	1.0	10.0	0	0	0	1	1	0	0	0	0	0	0
Landon Collins	6	8	14	1.0	7.0	1	52	2	1	1	0	0	0	0	0	1
Quincy Roche	0	1	1	0.0	0.0	0	0	0	0	0	0	0	0	0	0	0
Ryder Anderson	4	4	8	2.0	7.0	0	0	0	2	2	0	0	0	0	0	0
Vernon Butler	2	2	4	0.0	0.0	0	0	0	0	0	0	0	0	0	0	0
Jarrad Davis	6	5	11	0.5	0.5	0	0	0	1	1	0	0	0	0	0	0
2022 TOTALS	664	394	1,058	37.0	269.0	6	97	75	73	106	18	11	2	3	0	2

WEEK 1

MetLife Stadium



40-0



DALLAS COWBOYS

PASSING	ATT	CP	YDS	SK/YD	TD	LG	INT	RTG
Dak Prescott	24	13	143	0/0	0	49	0	72.0
Cooper Rush	1	0	0	0/0	0	0	0	39.6
TOTAL	**25**	**13**	**143**	**0/0**	**0**	**49**	**0**	**69.3**

RUSHING	ATT	YDS	AVG	LG	TD
Tony Pollard	14	70	5.0	25	2
Rico Dowdle	6	24	4.0	10	0
KaVontae Turpin	3	14	4.7	7t	1
Deuce Vaughn	6	8	1.3	5	0
Dak Prescott	1	6	6.0	6	0
TOTAL	**30**	**122**	**4.1**	**25**	**3**

RECEIVING	NO	YDS	AVG	LG	TD
CeeDee Lamb	4	77	19.3	49	0
Brandin Cooks	2	22	11.0	16	0
Tony Pollard	2	12	6.0	7	0
Jake Ferguson	2	11	5.5	9	0
KaVontae Turpin	2	11	5.5	7	0
Michael Gallup	1	10	10.0	10	0
TOTAL	**13**	**143**	**11.0**	**49**	**0**

TOP DEFENSE	TOT	SOLO	AST	SCK	YDS	INT
Markquese Bell	8	6	2	0.0	0.0	0
Jayron Kearse	7	2	5	0.0	0.0	0
Leighton Vander Esch	6	4	2	0.0	0.0	0

FIELD GOALS	FGM/FGA	PERCENT	RESULTS
Brandon Aubrey	2-2	100.0	21G, 38G
TOTAL	**2-2**	**100.0**	

NEW YORK GIANTS

PASSING	ATT	CP	YDS	SK/YD	TD	LG	INT	RTG
Daniel Jones	28	15	104	7/47	0	24	2	32.4
Tyrod Taylor	2	2	6	0/0	0	9	0	79.2
TOTAL	**30**	**17**	**110**	**7/47**	**0**	**24**	**2**	**36.8**

RUSHING	ATT	YDS	AVG	LG	TD
Saquon Barkley	12	51	4.3	18	0
Daniel Jones	13	43	3.3	11	0
Matt Breida	2	9	4.5	6	0
Gary Brightwell	1	5	5.0	5	0
TOTAL	**28**	**108**	**3.9**	**18**	**0**

RECEIVING	NO	YDS	AVG	LG	TD
Darren Waller	3	36	12.0	22	0
Darius Slayton	3	15	5.0	8	0
Saquon Barkley	3	12	4.0	7	0
Lawrence Cager	2	17	8.5	9	0
Gary Brightwell	2	6	3.0	9	0
Isaiah Hodgins	1	24	24.0	24	0
Parris Campbell	1	2	2.0	2	0
Daniel Bellinger	1	1	1.0	1	0
Matt Breida	1	-3	-3.0	-3	0
TOTAL	**17**	**110**	**6.5**	**24**	**0**

TOP DEFENSE	TOT	SOLO	AST	SCK	YDS	INT
Micah McFadden	10	3	7	0.0	0.0	0
Tre Hawkins III	7	5	2	0.0	0.0	0
Bobby Okereke	5	4	1	0.0	0.0	0

FIELD GOALS	FGM/FGA	PERCENT	RESULTS
Graham Gano	0-2	0.0	45B, 36WL
TOTAL	**0-2**	**0.0**	

SCORING DRIVES

TEAM	QTR	TIME	SCORING PLAY	DAL	NYG
Cowboys	1	08:03	N.Igbinoghene 58 yd. return of blocked field goal (kick failed, wl)	6	0
Cowboys	1	03:21	B.Aubrey 21 yd. Field Goal (9-72, 3:45)	9	0
Cowboys	1	02:22	D.Bland 22 yd. interception return (B.Aubrey kick)	16	0
Cowboys	2	10:55	B.Aubrey 38 yd. Field Goal (11-60, 4:26)	19	0
Cowboys	2	08:03	T.Pollard 2 yd. run (B.Aubrey kick) (5-38, 2:45)	26	0
Cowboys	3	10:01	T.Pollard 1 yd. run (B.Aubrey kick) (10-75, 4:59)	33	0
Cowboys	4	11:31	K.Turpin 7 yd. run (B.Aubrey kick) (8-50, 3:29)	40	0

WEEK 2

State Farm Stadium



31-28



NEW YORK GIANTS

PASSING	ATT	CP	YDS	SK/YD	TD	LG	INT	RTG
Daniel Jones	37	26	321	3/9	2	58	1	103.5
TOTAL	**37**	**26**	**321**	**3/9**	**2**	**58**	**1**	**103.5**

RUSHING	ATT	YDS	AVG	LG	TD
Saquon Barkley	17	63	3.7	16	1
Daniel Jones	9	59	6.6	15	1
Matt Breida	1	5	5.0	5	0
TOTAL	**27**	**127**	**4.7**	**16**	**2**

RECEIVING	NO	YDS	AVG	LG	TD
Darren Waller	6	76	12.7	25	0
Saquon Barkley	6	29	4.8	10	1
Isaiah Hodgins	4	40	10.0	12	1
Parris Campbell	4	21	5.3	9	0
Darius Slayton	3	62	20.7	29	0
Jalin Hyatt	2	89	44.5	58	0
Sterling Shepard	1	4	4.0	4	0
TOTAL	**26**	**321**	**12.3**	**58**	**2**

TOP DEFENSE	TOT	SOLO	AST	SCK	YDS	INT
Jason Pinnock	13	10	3	0.0	0.0	0
Bobby Okereke	8	5	3	0.0	0.0	0
Xavier McKinney	7	6	1	0.0	0.0	0

FIELD GOALS	FGM/FGA	PERCENT	RESULTS
Graham Gano	1-1	100.0	34G
TOTAL	**1-1**	**100.0**	

ARIZONA CARDINALS

PASSING	ATT	CP	YDS	SK/YD	TD	LG	INT	RTG
Joshua Dobbs	31	21	228	0/0	1	23	0	99.9
TOTAL	**31**	**21**	**228**	**0/0**	**1**	**23**	**0**	**99.9**

RUSHING	ATT	YDS	AVG	LG	TD
James Conner	23	106	4.6	22	1
Joshua Dobbs	3	41	13.7	23t	1
Keaontay Ingram	2	6	3.0	5	0
Emari Demercado	1	-2	-2.0	-2	0
TOTAL	**29**	**151**	**5.2**	**23T**	**2**

RECEIVING	NO	YDS	AVG	LG	TD
Zach Ertz	6	56	9.3	17	0
Marquise Brown	6	54	9.0	22	1
Michael Wilson	3	56	18.7	21	0
Trey McBride	2	32	16.0	23	0
Emari Demercado	2	7	3.5	4	0
Rondale Moore	1	14	14.0	14	0
Zach Pascal	1	9	9.0	9	0
TOTAL	**21**	**228**	**10.9**	**23**	**1**

TOP DEFENSE	TOT	SOLO	AST	SCK	YDS	INT
K'Von Wallace	8	5	3	0.0	0.0	0
Krys Barnes	7	6	1	0.0	0.0	0
Jalen Thompson	7	5	2	0.0	0.0	1

FIELD GOALS	FGM/FGA	PERCENT	RESULTS
Matt Prater	2-3	66.7	55WL, 37G, 44G
TOTAL	**2-3**	**66.0**	

SCORING DRIVES

TEAM	QTR	TIME	SCORING PLAY	NYG	ARI
Cardinals	1	06:11	J.Conner 4 yd. run (M.Prater kick) (9-86, 4:41)	0	7
Cardinals	2	14:51	J.Dobbs 23 yd. run (M.Prater kick) (7-80, 3:27)	0	14
Cardinals	2	08:43	M.Prater 37 yd. Field Goal (9-54, 5:02)	0	17
Cardinals	2	01:09	M.Prater 44 yd. Field Goal (6-8, 3:11)	0	20
Giants	3	13:43	D.Jones 14 yd. run (G.Gano kick) (3-75, 1:17)	7	20
Cardinals	3	09:34	M.Brown 3 yd. pass from J.Dobbs (J.Dobbs run) (8-75, 4:09)	7	28
Giants	3	03:27	S.Barkley 1 yd. run (G.Gano kick) (12-75, 6:07)	14	28
Giants	4	08:51	S.Barkley 9 yd. pass from D.Jones (G.Gano kick) (13-80, 5:50)	20	28
Giants	4	04:25	I.Hodgins 11 yd. pass from D.Jones (G.Gano kick) (6-64, 3:06)	28	28
Giants	4	00:19	G.Gano 34 yd. Field Goal (8-56, 2:12)	31	28

WEEK 3

Levi's Stadium



30-12



SAN FRANCISCO 49ERS

PASSING	ATT	CP	YDS	SK/YD	TD	LG	INT	RTG
Brock Purdy	37	25	310	2/10	2	40	0	111.3
TOTAL	**37**	**25**	**310**	**2/10**	**2**	**40**	**0**	**111.3**

RUSHING	ATT	YDS	AVG	LG	TD
Christian McCaffrey	18	85	4.7	12	1
Elijah Mitchell	11	42	3.8	18	0
Jordan Mason	3	11	3.7	5	0
Kyle Juszczyk	1	3	3.0	3	0
Deebo Samuel	1	2	2.0	2	0
Brock Purdy	4	-1	-0.3	1	0
Sam Darnold	1	-1	-1.0	-1	0
TOTAL	**39**	**141**	**3.6**	**18**	**1**

RECEIVING	NO	YDS	AVG	LG	TD
George Kittle	7	90	12.9	29	0
Deebo Samuel	6	129	21.5	40	1
Christian McCaffrey	5	34	6.8	17	0
Elijah Mitchell	3	2	0.7	9	0
Jauan Jennings	2	31	15.5	24	0
Ronnie Bell	2	24	12.0	15	1
TOTAL	**25**	**310**	**12.4**	**40**	**2**

TOP DEFENSE	TOT	SOLO	AST	SCK	YDS	INT
Oren Burks	5	4	1	0.0	0.0	0
Tashaun Gipson Sr.	5	4	1	0.0	0.0	0
Dre Greenlaw	5	4	1	0.0	0.0	0

FIELD GOALS	FGM/FGA	PERCENT	RESULTS
Jake Moody	3-3	100.0	28G, 21G, 36G
TOTAL	**3-3**	**100.0**	

NEW YORK GIANTS

PASSING	ATT	CP	YDS	SK/YD	TD	LG	INT	RTG
Daniel Jones	32	22	137	2/16	0	18	1	64.2
Tyrod Taylor	1	0	0	0/0	0	0	0	39.6
TOTAL	**33**	**22**	**137**	**2/16**	**0**	**18**	**1**	**62.3**

RUSHING	ATT	YDS	AVG	LG	TD
Matt Breida	4	17	4.3	8t	1
Gary Brightwell	4	5	1.3	2	0
Daniel Jones	2	5	2.5	4	0
Tyrod Taylor	1	2	2.0	2	0
TOTAL	**11**	**29**	**2.6**	**8T**	**1**

RECEIVING	NO	YDS	AVG	LG	TD
Parris Campbell	6	24	4.0	7	0
Wan'Dale Robinson	4	21	5.3	8	0
Darius Slayton	3	32	10.7	17	0
Darren Waller	3	20	6.7	9	0
Matt Breida	3	1	0.3	8	0
Gary Brightwell	2	31	15.5	18	0
Daniel Bellinger	1	8	8.0	8	0
TOTAL	**22**	**137**	**6.2**	**18**	**0**

TOP DEFENSE	TOT	SOLO	AST	SCK	YDS	INT
Micah McFadden	10	9	1	0.0	0.0	0
Bobby Okereke	9	6	3	0.0	0.0	0
Xavier McKinney	7	6	1	0.0	0.0	0

FIELD GOALS	FGM/FGA	PERCENT	RESULTS
Graham Gano	2-2	100.0	44G, 57G
TOTAL	**2-2**	**100.0**	

SCORING DRIVES

TEAM	QTR	TIME	SCORING PLAY	NYG	SF
49ers	1	08:44	J.Moody 28 yd. Field Goal (15-64, 6:16)	0	3
Giants	1	03:18	G.Gano 44 yd. Field Goal (12-49, 5:26)	3	3
49ers	2	07:49	R.Bell 9 yd. pass from B.Purdy (J.Moody kick) (11-72, 6:24)	3	10
49ers	2	01:40	C.McCaffrey 4 yd. run (J.Moody kick) (11-73, 4:33)	3	17
Giants	2	00:13	G.Gano 57 yd. Field Goal (8-37, 1:27)	6	17
Giants	3	10:00	M.Breida 8 yd. run (pass failed) (2-37, 0:46)	12	17
49ers	3	04:08	J.Moody 21 yd. Field Goal (11-72, 5:52)	12	20
49ers	4	12:47	J.Moody 36 yd. Field Goal (8-51, 4:26)	12	23
49ers	4	05:58	D.Samuel 27 yd. pass from B.Purdy (J.Moody kick) (8-70, 5:02)	12	30

WEEK 4

MetLife Stadium



24-3



SEATTLE SEAHAWKS

PASSING	ATT	CP	YDS	SK/YD	TD	LG	INT	RTG
Geno Smith	20	13	110	2/13	1	23	0	95.8
Drew Lock	6	2	63	0/0	0	51	0	73.6
TOTAL	**26**	**15**	**173**	**2/13**	**1**	**51**	**0**	**90.7**

RUSHING	ATT	YDS	AVG	LG	TD
Kenneth Walker III	17	79	4.6	31	1
Zach Charbonnet	5	31	6.2	15	0
Drew Lock	1	11	11.0	11	0
TOTAL	**23**	**121**	**5.3**	**31**	**1**

RECEIVING	NO	YDS	AVG	LG	TD
Tyler Lockett	4	54	13.5	23	0
DK Metcalf	3	34	11.3	16	1
Jaxon Smith-Njigba	3	5	1.7	3	0
Noah Fant	2	63	31.5	51	0
Cody Thompson	1	10	10.0	10	0
Zach Charbonnet	1	9	9.0	9	0
Geno Smith	1	-2	-2.0	-2	0
TOTAL	**15**	**173**	**11.5**	**51**	**1**

TOP DEFENSE	TOT	SOLO	AST	SCK	YDS	INT
Bobby Wagner	17	9	8	2.0	15.0	0
Jordyn Brooks	10	4	6	2.0	1.0	0
Julian Love	9	6	3	0.0	0.0	0

FIELD GOALS	FGM/FGA	PERCENT	RESULTS
Jason Myers	1-2	50.0	53WL, 34G
TOTAL	**1-2**	**50.0**	

NEW YORK GIANTS

PASSING	ATT	CP	YDS	SK/YD	TD	LG	INT	RTG
Daniel Jones	34	27	203	10/59	0	22	2	67.0
Parris Campbell	0	0	0	1/8	0	0	0	0.0
TOTAL	**34**	**27**	**203**	**11/67**	**0**	**22**	**2**	**67.0**

RUSHING	ATT	YDS	AVG	LG	TD
Daniel Jones	10	66	6.6	17	0
Matt Breida	14	30	2.1	5	0
Gary Brightwell	4	9	2.3	4	0
Wan'Dale Robinson	1	7	7.0	7	0
TOTAL	**29**	**112**	**3.9**	**17**	**0**

RECEIVING	NO	YDS	AVG	LG	TD
Matt Breida	5	48	9.6	22	0
Wan'Dale Robinson	5	40	8.0	12	0
Isaiah Hodgins	3	24	8.0	11	0
Darren Waller	3	21	7.0	8	0
Parris Campbell	3	15	5.0	8	0
Darius Slayton	2	23	11.5	12	0
Jalin Hyatt	2	10	5.0	7	0
Gary Brightwell	1	10	10.0	10	0
Daniel Bellinger	1	6	6.0	6	0
Sterling Shepard	1	6	6.0	6	0
Ben Bredeson	1	0	0.0	0	0
TOTAL	**27**	**203**	**7.5**	**22**	**0**

TOP DEFENSE	TOT	SOLO	AST	SCK	YDS	INT
Bobby Okereke	10	6	4	0.0	0.0	0
Deonte Banks	5	4	1	0.0	0.0	0
Micah McFadden	5	4	1	0.0	0.0	0

FIELD GOALS	FGM/FGA	PERCENT	RESULTS
Graham Gano	1-1	100.0	55G
TOTAL	**1-1**	**100.0**	

SCORING DRIVES

TEAM	QTR	TIME	SCORING PLAY	SEA	NYG
Seahawks	1	00:00	D.Metcalf 6 yd. pass from G.Smith (J.Myers kick) (2-7, 0:45)	7	0
Giants	2	03:05	G.Gano 55 yd. Field Goal (12-61, 6:11)	7	3
Seahawks	2	01:39	K.Walker 1 yd. run (J.Myers kick) (7-75, 1:26)	14	3
Seahawks	3	01:03	D.Witherspoon 97 yd. interception return (J.Myers kick)	21	3
Seahawks	4	05:26	J.Myers 34 yd. Field Goal (6-29, 3:00)	24	3

WEEK 5

Hard Rock Stadium



31-16



MIAMI DOLPHINS

PASSING	ATT	CP	YDS	SK/YD	TD	LG	INT	RTG
Tua Tagovailoa	30	22	308	1/6	2	69t	2	100.4
TOTAL	**30**	**22**	**308**	**1/6**	**2**	**69T**	**2**	**100.4**

RUSHING	ATT	YDS	AVG	LG	TD
De'Von Achane	11	151	13.7	76t	1
Raheem Mostert	10	65	6.5	23	1
Tua Tagovailoa	2	6	3.0	7	0
TOTAL	**23**	**222**	**9.7**	**76T**	**2**

RECEIVING	NO	YDS	AVG	LG	TD
Tyreek Hill	8	181	22.6	69t	1
Jaylen Waddle	5	35	7.0	20	1
Cedrick Wilson Jr.	4	52	13.0	23	0
Braxton Berrios	2	13	6.5	13	0
Raheem Mostert	2	13	6.5	8	0
De'Von Achane	1	14	14.0	14	0
TOTAL	**22**	**308**	**14.0**	**69T**	**2**

TOP DEFENSE	TOT	SOLO	AST	SCK	YDS	INT
Eli Apple	9	8	1	0.5	0.0	0
David Long Jr.	9	4	5	0.0	0.0	0
Jerome Baker	8	4	4	1.5	0.0	0

FIELD GOALS	FGM/FGA	PERCENT	RESULTS
Jason Sanders	1-1	100.0	40G
TOTAL	**1-1**	**100.0**	

NEW YORK GIANTS

PASSING	ATT	CP	YDS	SK/YD	TD	LG	INT	RTG
Daniel Jones	20	14	119	6/19	0	21	0	85.2
Tyrod Taylor	12	9	86	1/3	0	20	0	94.4
TOTAL	**32**	**23**	**205**	**7/22**	**0**	**21**	**0**	**88.7**

RUSHING	ATT	YDS	AVG	LG	TD
Eric Gray	12	25	2.1	8	0
Daniel Jones	4	24	6.0	11	0
Matt Breida	9	21	2.3	8	0
Tyrod Taylor	3	14	4.7	9	0
Wan'Dale Robinson	1	1	1.0	1	0
TOTAL	**29**	**85**	**2.9**	**11**	**0**

RECEIVING	NO	YDS	AVG	LG	TD
Darren Waller	8	86	10.8	21	0
Wan'Dale Robinson	5	18	3.6	7	0
Darius Slayton	2	35	17.5	20	0
Parris Campbell	2	23	11.5	17	0
Isaiah Hodgins	2	19	9.5	15	0
Sterling Shepard	1	13	13.0	13	0
Daniel Bellinger	1	7	7.0	7	0
Matt Breida	1	3	3.0	3	0
Eric Gray	1	1	1.0	1	0
TOTAL	**23**	**205**	**8.9**	**21**	**0**

TOP DEFENSE	TOT	SOLO	AST	SCK	YDS	INT
Bobby Okereke	10	4	6	0.0	0.0	1
Isaiah Simmons	9	7	2	0.0	0.0	0
Xavier McKinney	8	7	1	0.0	0.0	0

FIELD GOALS	FGM/FGA	PERCENT	RESULTS
Graham Gano	3-4	75.0	55WL, 49G, 37G, 51G
TOTAL	**3-4**	**75.0**	

SCORING DRIVES

TEAM	QTR	TIME	SCORING PLAY	NYG	MIA
Dolphins	1	07:09	J.Waddle 2 yd. pass from T.Tagovailoa (J.Sanders kick) (8-89, 4:18)	0	7
Dolphins	2	10:02	D.Achane 76 yd. run (J.Sanders kick) (3-94, 0:58)	0	14
Giants	2	03:41	G.Gano 49 yd. Field Goal (13-44, 6:21)	3	14
Giants	2	01:40	J.Pinnock 102 yd. interception return (G.Gano kick)	10	14
Dolphins	2	00:00	J.Sanders 40 yd. Field Goal (9-50, 1:40)	10	17
Dolphins	3	14:06	T.Hill 69 yd. pass from T.Tagovailoa (J.Sanders kick) (3-75, 0:54)	10	24
Giants	3	04:26	G.Gano 37 yd. Field Goal (4-4, 2:18)	13	24
Dolphins	3	00:00	R.Mostert 2 yd. run (J.Sanders kick) (8-75, 4:26)	13	31
Giants	4	08:51	G.Gano 51 yd. Field Goal (10-18, 3:54)	16	31

WEEK 6

Highmark Stadium



14-9



BUFFALO BILLS

PASSING	ATT	CP	YDS	SK/YD	TD	LG	INT	RTG
Josh Allen	30	19	169	0/0	2	28	1	86.7
TOTAL	**30**	**19**	**169**	**0/0**	**2**	**28**	**1**	**86.7**

RUSHING	ATT	YDS	AVG	LG	TD
James Cook	14	71	5.1	14	0
Latavius Murray	12	45	3.8	12	0
Josh Allen	2	11	5.5	6	0
Damien Harris	1	1	1.0	1	0
TOTAL	**29**	**128**	**4.4**	**14**	**0**

RECEIVING	NO	YDS	AVG	LG	TD
Stefon Diggs	10	100	10.0	28	0
Gabe Davis	3	21	7.0	9	0
Dawson Knox	3	17	5.7	10	0
Quintin Morris	1	15	15.0	15t	1
Khalil Shakir	1	13	13.0	13	0
Deonte Harty	1	3	3.0	3t	1
TOTAL	**19**	**169**	**8.9**	**28**	**2**

TOP DEFENSE	TOT	SOLO	AST	SCK	YDS	INT
Taron Johnson	15	9	6	0.0	0.0	0
Terrel Bernard	12	9	3	0.0	0.0	0
Dorian Williams	10	6	4	0.0	0.0	0

FIELD GOALS	FGM/FGA	PERCENT	RESULTS
Tyler Bass	0-2	0.0	52WR, 53WR
TOTAL	**0-2**	**0.0**	

NEW YORK GIANTS

PASSING	ATT	CP	YDS	SK/YD	TD	LG	INT	RTG
Tyrod Taylor	36	24	200	3/15	0	31	0	80.8
TOTAL	**36**	**24**	**200**	**3/15**	**0**	**31**	**0**	**80.8**

RUSHING	ATT	YDS	AVG	LG	TD
Saquon Barkley	24	93	3.9	34	0
Tyrod Taylor	5	24	4.8	7	0
Matt Breida	4	13	3.3	6	0
Eric Gray	1	2	2.0	2	0
TOTAL	**34**	**132**	**3.9**	**34**	**0**

RECEIVING	NO	YDS	AVG	LG	TD
Wan'Dale Robinson	8	62	7.8	13	0
Darren Waller	5	43	8.6	20	0
Darius Slayton	4	69	17.3	31	0
Saquon Barkley	4	5	1.3	3	0
Jalin Hyatt	3	21	7.0	12	0
TOTAL	**24**	**200**	**8.3**	**31**	**0**

TOP DEFENSE	TOT	SOLO	AST	SCK	YDS	INT
Bobby Okereke	11	8	3	0.0	0.0	0
Micah McFadden	7	3	4	0.0	0.0	1
Adoree' Jackson	6	6	0	0.0	0.0	0

FIELD GOALS	FGM/FGA	PERCENT	RESULTS
Graham Gano	3-3	100.0	29G, 43G, 29G
TOTAL	**3-3**	**100.0**	

SCORING DRIVES

TEAM	QTR	TIME	SCORING PLAY	NYG	BUF
Giants	1	03:19	G.Gano 29 yd. Field Goal (12-45, 6:01)	3	0
Giants	2	05:08	G.Gano 43 yd. Field Goal (9-34, 4:26)	6	0
Bills	4	14:54	D.Harty 3 yd. pass from J.Allen (T.Bass kick) (17-89, 9:58)	6	7
Giants	4	10:35	G.Gano 29 yd. Field Goal (9-79, 4:19)	9	7
Bills	4	03:48	Q.Morris 15 yd. pass from J.Allen (T.Bass kick) (12-75, 6:47)	9	14

WEEK 7

MetLife Stadium



14-7



NEW YORK GIANTS

PASSING	ATT	CP	YDS	SK/YD	TD	LG	INT	RTG
Tyrod Taylor	29	18	279	4/29	2	42	0	116.9
TOTAL	**29**	**18**	**279**	**4/29**	**2**	**42**	**0**	**116.9**

RUSHING	ATT	YDS	AVG	LG	TD
Saquon Barkley	21	77	3.7	12	0
Tyrod Taylor	8	25	3.1	20	0
Matt Breida	3	4	1.3	6	0
TOTAL	**32**	**106**	**3.3**	**20**	**0**

RECEIVING	NO	YDS	AVG	LG	TD
Darren Waller	7	98	14.0	27	1
Saquon Barkley	3	41	13.7	32t	1
Jalin Hyatt	2	75	37.5	42	0
Isaiah Hodgins	2	13	6.5	8	0
Wan'Dale Robinson	1	22	22.0	22	0
Darius Slayton	1	22	22.0	22	0
Matt Breida	1	5	5.0	5	0
Sterling Shepard	1	3	3.0	3	0
TOTAL	**18**	**279**	**15.5**	**42**	**2**

TOP DEFENSE	TOT	SOLO	AST	SCK	YDS	INT
Bobby Okereke	11	7	4	0.0	0.0	0
Deonte Banks	7	5	2	0.0	0.0	1
Jason Pinnock	6	4	2	1.0	8.0	0

FIELD GOALS	FGM/FGA	PERCENT	RESULTS
Graham Gano	0-1	0.0	42WR
TOTAL	**0-1**	**0.0**	

WASHINGTON COMMANDERS

PASSING	ATT	CP	YDS	SK/YD	TD	LG	INT	RTG
Sam Howell	42	22	249	6/52	0	31	1	60.5
TOTAL	**42**	**22**	**249**	**6/52**	**0**	**31**	**1**	**60.5**

RUSHING	ATT	YDS	AVG	LG	TD
Chris Rodriguez Jr.	7	31	4.4	9	0
Brian Robinson Jr.	8	23	2.9	6	1
Sam Howell	2	15	7.5	11	0
Antonio Gibson	2	7	3.5	6	0
TOTAL	**19**	**76**	**4.0**	**11**	**1**

RECEIVING	NO	YDS	AVG	LG	TD
Terry McLaurin	6	90	15.0	31	0
Jahan Dotson	5	43	8.6	10	0
Logan Thomas	4	51	12.8	15	0
Curtis Samuel	4	25	6.3	18	0
Antonio Gibson	2	24	12.0	12	0
Byron Pringle	1	16	16.0	16	0
TOTAL	**22**	**249**	**11.3**	**31**	**0**

TOP DEFENSE	TOT	SOLO	AST	SCK	YDS	INT
David Mayo	9	7	2	0.0	0.0	0
Montez Sweat	7	3	4	1.0	4.0	0
Jamin Davis	7	2	5	0.0	0.0	0

FIELD GOALS	FGM/FGA	PERCENT	RESULTS
Joey Slye	0-1	0.0	27B
TOTAL	**0-1**	**0.0**	

SCORING DRIVES

TEAM	QTR	TIME	SCORING PLAY	WAS	NYG
Giants	2	14:18	D.Waller 15 yd. pass from T.Taylor (G.Gano kick) (8-88, 4:33)	0	7
Giants	2	08:56	S.Barkley 32 yd. pass from T.Taylor (G.Gano kick) (2-48, 0:38)	0	14
Commanders	3	10:21	B.Robinson 4 yd. run (J.Slye kick) (6-21, 2:48)	7	14

WEEK 8

MetLife Stadium



0-0



NEW YORK JETS

PASSING	ATT	CP	YDS	SK/YD	TD	LG	INT	RTG
TOTAL	0	0	0	0/0	0	0	0	0.0

RUSHING	ATT	YDS	AVG	LG	TD
TOTAL	0	0	0.0	0	0

RECEIVING	NO	YDS	AVG	LG	TD
No Receiving					

TOP DEFENSE	TOT	SOLO	AST	SCK	YDS	INT

FIELD GOALS	FGM/FGA	PERCENT	RESULTS
No Field Goals			

NEW YORK GIANTS

PASSING	ATT	CP	YDS	SK/YD	TD	LG	INT	RTG
TOTAL	0	0	0	0/0	0	0	0	0.0

RUSHING	ATT	YDS	AVG	LG	TD
TOTAL	0	0	0.0	0	0

RECEIVING	NO	YDS	AVG	LG	TD
No Receiving					

TOP DEFENSE	TOT	SOLO	AST	SCK	YDS	INT

FIELD GOALS	FGM/FGA	PERCENT	RESULTS
No Field Goals			

SCORING DRIVES

TEAM	QTR	TIME	SCORING PLAY	NYJ	NYG

WEEK 9

Allegiant Stadium



0-0



NEW YORK GIANTS

PASSING	ATT	CP	YDS	SK/YD	TD	LG	INT	RTG
TOTAL	0	0	0	0/0	0	0	0	0.0

RUSHING	ATT	YDS	AVG	LG	TD
TOTAL	0	0	0.0	0	0

RECEIVING	NO	YDS	AVG	LG	TD
No Receiving					

TOP DEFENSE	TOT	SOLO	AST	SCK	YDS	INT

FIELD GOALS	FGM/FGA	PERCENT	RESULTS
No Field Goals			

LAS VEGAS RAIDERS

PASSING	ATT	CP	YDS	SK/YD	TD	LG	INT	RTG
TOTAL	0	0	0	0/0	0	0	0	0.0

RUSHING	ATT	YDS	AVG	LG	TD
TOTAL	0	0	0.0	0	0

RECEIVING	NO	YDS	AVG	LG	TD
No Receiving					

TOP DEFENSE	TOT	SOLO	AST	SCK	YDS	INT

FIELD GOALS	FGM/FGA	PERCENT	RESULTS
No Field Goals			

SCORING DRIVES

TEAM	QTR	TIME	SCORING PLAY	NYG	LV

WEEK 10

AT&T Stadium



0-0



NEW YORK GIANTS

PASSING	ATT	CP	YDS	SK/YD	TD	LG	INT	RTG
TOTAL	0	0	0	0/0	0	0	0	0.0

RUSHING	ATT	YDS	AVG	LG	TD
TOTAL	0	0	0.0	0	0

RECEIVING	NO	YDS	AVG	LG	TD
No Receiving					

TOP DEFENSE	TOT	SOLO	AST	SCK	YDS	INT

FIELD GOALS	FGM/FGA	PERCENT	RESULTS
No Field Goals			

DALLAS COWBOYS

PASSING	ATT	CP	YDS	SK/YD	TD	LG	INT	RTG
TOTAL	0	0	0	0/0	0	0	0	0.0

RUSHING	ATT	YDS	AVG	LG	TD
TOTAL	0	0	0.0	0	0

RECEIVING	NO	YDS	AVG	LG	TD
No Receiving					

TOP DEFENSE	TOT	SOLO	AST	SCK	YDS	INT

FIELD GOALS	FGM/FGA	PERCENT	RESULTS
No Field Goals			

SCORING DRIVES

TEAM	QTR	TIME	SCORING PLAY	NYG	DAL

WEEK 11

FedExField



0-0



NEW YORK GIANTS

PASSING	ATT	CP	YDS	SK/YD	TD	LG	INT	RTG
TOTAL	0	0	0	0/0	0	0	0	0.0

RUSHING	ATT	YDS	AVG	LG	TD
TOTAL	0	0	0.0	0	0

RECEIVING	NO	YDS	AVG	LG	TD
No Receiving					

TOP DEFENSE	TOT	SOLO	AST	SCK	YDS	INT

FIELD GOALS	FGM/FGA	PERCENT	RESULTS
No Field Goals			

WASHINGTON COMMANDERS

PASSING	ATT	CP	YDS	SK/YD	TD	LG	INT	RTG
TOTAL	0	0	0	0/0	0	0	0	0.0

RUSHING	ATT	YDS	AVG	LG	TD
TOTAL	0	0	0.0	0	0

RECEIVING	NO	YDS	AVG	LG	TD
No Receiving					

TOP DEFENSE	TOT	SOLO	AST	SCK	YDS	INT

FIELD GOALS	FGM/FGA	PERCENT	RESULTS
No Field Goals			

SCORING DRIVES

TEAM	QTR	TIME	SCORING PLAY	NYG	WAS

WEEK 12

MetLife Stadium



0-0



NEW ENGLAND PATRIOTS

PASSING	ATT	CP	YDS	SK/YD	TD	LG	INT	RTG
TOTAL	0	0	0	0/0	0	0	0	0.0

RUSHING	ATT	YDS	AVG	LG	TD
TOTAL	0	0	0.0	0	0

RECEIVING	NO	YDS	AVG	LG	TD
No Receiving					

TOP DEFENSE	TOT	SOLO	AST	SCK	YDS	INT

FIELD GOALS	FGM/FGA	PERCENT	RESULTS
No Field Goals			

NEW YORK GIANTS

PASSING	ATT	CP	YDS	SK/YD	TD	LG	INT	RTG
TOTAL	0	0	0	0/0	0	0	0	0.0

RUSHING	ATT	YDS	AVG	LG	TD
TOTAL	0	0	0.0	0	0

RECEIVING	NO	YDS	AVG	LG	TD
No Receiving					

TOP DEFENSE	TOT	SOLO	AST	SCK	YDS	INT

FIELD GOALS	FGM/FGA	PERCENT	RESULTS
No Field Goals			

SCORING DRIVES

TEAM	QTR	TIME	SCORING PLAY	NE	NYG

WEEK 14

MetLife Stadium



0-0



GREEN BAY PACKERS

PASSING	ATT	CP	YDS	SK/YD	TD	LG	INT	RTG
TOTAL	0	0	0	0/0	0	0	0	0.0

RUSHING	ATT	YDS	AVG	LG	TD
TOTAL	0	0	0.0	0	0

RECEIVING	NO	YDS	AVG	LG	TD
No Receiving					

TOP DEFENSE	TOT	SOLO	AST	SCK	YDS	INT

FIELD GOALS	FGM/FGA	PERCENT	RESULTS
No Field Goals			

NEW YORK GIANTS

PASSING	ATT	CP	YDS	SK/YD	TD	LG	INT	RTG
TOTAL	0	0	0	0/0	0	0	0	0.0

RUSHING	ATT	YDS	AVG	LG	TD
TOTAL	0	0	0.0	0	0

RECEIVING	NO	YDS	AVG	LG	TD
No Receiving					

TOP DEFENSE	TOT	SOLO	AST	SCK	YDS	INT

FIELD GOALS	FGM/FGA	PERCENT	RESULTS
No Field Goals			

SCORING DRIVES

TEAM	QTR	TIME	SCORING PLAY	GB	NYG

WEEK 15

Caesars Superdome



0-0



NEW YORK GIANTS

PASSING	ATT	CP	YDS	SK/YD	TD	LG	INT	RTG
TOTAL	0	0	0	0/0	0	0	0	0.0

RUSHING	ATT	YDS	AVG	LG	TD
TOTAL	0	0	0.0	0	0

RECEIVING	NO	YDS	AVG	LG	TD
No Receiving					

TOP DEFENSE	TOT	SOLO	AST	SCK	YDS	INT

FIELD GOALS	FGM/FGA	PERCENT	RESULTS
No Field Goals			

NEW ORLEANS SAINTS

PASSING	ATT	CP	YDS	SK/YD	TD	LG	INT	RTG
TOTAL	0	0	0	0/0	0	0	0	0.0

RUSHING	ATT	YDS	AVG	LG	TD
TOTAL	0	0	0.0	0	0

RECEIVING	NO	YDS	AVG	LG	TD
No Receiving					

TOP DEFENSE	TOT	SOLO	AST	SCK	YDS	INT

FIELD GOALS	FGM/FGA	PERCENT	RESULTS
No Field Goals			

SCORING DRIVES

TEAM	QTR	TIME	SCORING PLAY	NYG	NO

WEEK 16

Lincoln Financial Field



0-0



NEW YORK GIANTS

PASSING	ATT	CP	YDS	SK/YD	TD	LG	INT	RTG
TOTAL	0	0	0	0/0	0	0	0	0.0

RUSHING	ATT	YDS	AVG	LG	TD
TOTAL	0	0	0.0	0	0

RECEIVING	NO	YDS	AVG	LG	TD
No Receiving					

TOP DEFENSE	TOT	SOLO	AST	SCK	YDS	INT

FIELD GOALS	FGM/FGA	PERCENT	RESULTS
No Field Goals			

PHILADELPHIA EAGLES

PASSING	ATT	CP	YDS	SK/YD	TD	LG	INT	RTG
TOTAL	0	0	0	0/0	0	0	0	0.0

RUSHING	ATT	YDS	AVG	LG	TD
TOTAL	0	0	0.0	0	0

RECEIVING	NO	YDS	AVG	LG	TD
No Receiving					

TOP DEFENSE	TOT	SOLO	AST	SCK	YDS	INT

FIELD GOALS	FGM/FGA	PERCENT	RESULTS
No Field Goals			

SCORING DRIVES

TEAM	QTR	TIME	SCORING PLAY	NYG	PHI

WEEK 17

MetLife Stadium



0-0



LOS ANGELES RAMS

PASSING	ATT	CP	YDS	SK/YD	TD	LG	INT	RTG
TOTAL	0	0	0	0/0	0	0	0	0.0

RUSHING	ATT	YDS	AVG	LG	TD
TOTAL	0	0	0.0	0	0

RECEIVING	NO	YDS	AVG	LG	TD
No Receiving					

TOP DEFENSE	TOT	SOLO	AST	SCK	YDS	INT

FIELD GOALS	FGM/FGA	PERCENT	RESULTS
No Field Goals			

NEW YORK GIANTS

PASSING	ATT	CP	YDS	SK/YD	TD	LG	INT	RTG
TOTAL	0	0	0	0/0	0	0	0	0.0

RUSHING	ATT	YDS	AVG	LG	TD
TOTAL	0	0	0.0	0	0

RECEIVING	NO	YDS	AVG	LG	TD
No Receiving					

TOP DEFENSE	TOT	SOLO	AST	SCK	YDS	INT

FIELD GOALS	FGM/FGA	PERCENT	RESULTS
No Field Goals			

SCORING DRIVES

TEAM	QTR	TIME	SCORING PLAY	LAR	NYG

WEEK 18

MetLife Stadium



0-0



PHILADELPHIA EAGLES

PASSING	ATT	CP	YDS	SK/YD	TD	LG	INT	RTG
TOTAL	0	0	0	0/0	0	0	0	0.0

RUSHING	ATT	YDS	AVG	LG	TD
TOTAL	0	0	0.0	0	0

RECEIVING	NO	YDS	AVG	LG	TD
No Receiving					

TOP DEFENSE	TOT	SOLO	AST	SCK	YDS	INT

FIELD GOALS	FGM/FGA	PERCENT	RESULTS
No Field Goals			

NEW YORK GIANTS

PASSING	ATT	CP	YDS	SK/YD	TD	LG	INT	RTG
TOTAL	0	0	0	0/0	0	0	0	0.0

RUSHING	ATT	YDS	AVG	LG	TD
TOTAL	0	0	0.0	0	0

RECEIVING	NO	YDS	AVG	LG	TD
No Receiving					

TOP DEFENSE	TOT	SOLO	AST	SCK	YDS	INT

FIELD GOALS	FGM/FGA	PERCENT	RESULTS
No Field Goals			

SCORING DRIVES

TEAM	QTR	TIME	SCORING PLAY	PHI	NYG

2022 PARTICIPATION CHART

	DAL	AT ARI	AT SF	SEA	AT MIA	AT BUF	WAS														
PLAYERS	9/10	9/17	9/21	10/2	10/8	10/15	10/22	10/29	11/5	11/12	11/19	11/26	12/11	12/17	12/25	12/31	1/7	GP	GS	DNP	IN
Anderson, R.	PS	PS	PS	PS	PS	PS	PS	^	^	^	^	^	^	^	^	^	^	0	0	0	0
Banks, D.	RCB	RCB	RCB	RCB	RCB	RCB	RCB	^	^	^	^	^	^	^	^	^	^	7	7	0	0
Barkley, S.	RB	RB	N	N	N	RB	RB	^	^	^	^	^	^	^	^	^	^	4	4	0	3
Basham, B.	P	P	P	P	P	P	P	^	^	^	^	^	^	^	^	^	^	7	0	0	0
Beavers, D.	PS	PS	PS	PS	PS	PS	PS	^	^	^	^	^	^	^	^	^	^	0	0	0	0
Bellinger, D.	TE	P	P	TE	TE	TE	TE	^	^	^	^	^	^	^	^	^	^	7	5	0	0
Belton, D.	P	P	P	P	S	P	P	^	^	^	^	^	^	^	^	^	^	7	1	0	0
Bredeson, B.	LG	LG	N	LG	C	C	LG	^	^	^	^	^	^	^	^	^	^	6	6	0	1
Breida, M.	P	P	RB	RB	RB	P	P	^	^	^	^	^	^	^	^	^	^	7	3	0	0
Brightwell, G.	P	P	P	P	P	P	P	^	^	^	^	^	^	^	^	^	^	7	0	0	0
Brown, C.	N	P	P	P	P	P	P	^	^	^	^	^	^	^	^	^	^	6	0	0	1
Cager, L.	P	N	P	P	P	P	PS	^	^	^	^	^	^	^	^	^	^	5	0	0	1
Cajuste, Y.	^	^	^	^	^	PS	PS	^	^	^	^	^	^	^	^	^	^	0	0	0	0
Campbell, P.	WR	WR	WR	P	P	P	P	^	^	^	^	^	^	^	^	^	^	7	3	0	0
Cook, A.	PS	PS	PS	PS	PS	PS	PS	^	^	^	^	^	^	^	^	^	^	0	0	0	0
Coughlin, C.	P	P	P	P	P	P	P	^	^	^	^	^	^	^	^	^	^	7	0	0	0
Crowder, J.	^	^	^	^	^	^	P	^	^	^	^	^	^	^	^	^	^	1	0	0	0
Davidson, D.	N	P	P	P	P	N	P	^	^	^	^	^	^	^	^	^	^	5	0	0	2
Davis, J.	IR	IR	IR	IR	IR	IR	IR	^	^	^	^	^	^	^	^	^	^	0	0	0	0
DeVito, T.	PS	PS	PS	PS	PS	X	X	^	^	^	^	^	^	^	^	^	^	0	0	2	0
Ezeudu, J.	P	LT	LT	LT	LT	LT	IR	^	^	^	^	^	^	^	^	^	^	6	5	0	0
Flott, C.	N	X	N	P	P	NCB	RCB	^	^	^	^	^	^	^	^	^	^	4	2	1	2
Ford-Wheaton, B.	IR	IR	IR	IR	IR	IR	IR	^	^	^	^	^	^	^	^	^	^	0	0	0	0
Fox, T.	PS	PS	PS	PS	PS	PS	PS	^	^	^	^	^	^	^	^	^	^	0	0	0	0
Gano, G.	P	P	P	P	P	P	P	^	^	^	^	^	^	^	^	^	^	7	0	0	0
Gillan, J.	P	P	P	P	P	P	P	^	^	^	^	^	^	^	^	^	^	7	0	0	0
Glowinski, M.	RG	P	X	P	RG	RG	RG	^	^	^	^	^	^	^	^	^	^	6	4	1	0
Gray, E.	P	P	P	P	P	P	P	^	^	^	^	^	^	^	^	^	^	7	0	0	0
Harlow, S.	^	^	^	^	^	^	X	^	^	^	^	^	^	^	^	^	^	0	0	1	0
Hassenauer, J.	IR	IR	IR	IR	IR	IR	IR	^	^	^	^	^	^	^	^	^	^	0	0	0	0
Hawkins III, T.	CB	P	P	P	P	P	CB	^	^	^	^	^	^	^	^	^	^	7	2	0	0
Hodgins, I.	WR	WR	WR	WR	WR	WR	P	^	^	^	^	^	^	^	^	^	^	7	6	0	0
Holmes, D.	P	N	P	P	P	P	P	^	^	^	^	^	^	^	^	^	^	6	0	0	1
Houston, D.	^	^	^	^	^	^	PS	^	^	^	^	^	^	^	^	^	^	0	0	0	0
Hyatt, J.	P	P	P	P	P	P	WR	^	^	^	^	^	^	^	^	^	^	7	1	0	0
Jackson, A.	NCB	LCB	LCB	LCB	LCB	LCB	N	^	^	^	^	^	^	^	^	^	^	6	6	0	1
Jackson, T.	PS	PS	PS	PS	PS	PS	PS	^	^	^	^	^	^	^	^	^	^	0	0	0	0
Johnson, D.	PS	PS	PS	PS	PS	PS	PS	^	^	^	^	^	^	^	^	^	^	0	0	0	0
Jones, D.	QB	QB	QB	QB	QB	N	N	^	^	^	^	^	^	^	^	^	^	5	5	0	2
Jones, R.	PS	PS	PS	PS	PS	PS	PS	^	^	^	^	^	^	^	^	^	^	0	0	0	0
Kreiter, C.	P	P	P	P	P	P	P	^	^	^	^	^	^	^	^	^	^	7	0	0	0
Lawrence II, D.	NT	NT	NT	NT	NT	NT	NT	^	^	^	^	^	^	^	^	^	^	7	7	0	0
Lemieux, S.	N	P	LG	P	N	P	IR	^	^	^	^	^	^	^	^	^	^	4	1	0	2
Mayfield, J.	PS	PS	PS	PS	P	P	P	^	^	^	^	^	^	^	^	^	^	3	0	0	0
McCain, B.	P	P	P	N	P	N	P	^	^	^	^	^	^	^	^	^	^	5	0	0	2
McCloud, N.	P	P	P	P	P	P	P	^	^	^	^	^	^	^	^	^	^	7	0	0	0
McFadden, M.	WILL	WILL	WILL	WILL	N	WILL	WILL	^	^	^	^	^	^	^	^	^	^	6	6	0	1
McKethan, M.	P	RG	RG	RG	RG	P	RG	^	^	^	^	^	^	^	^	^	^	7	5	0	0
McKinney, X.	FS	FS	FS	FS	FS	FS	FS	^	^	^	^	^	^	^	^	^	^	7	7	0	0
Myarick, C.	IR	IR	IR	IR	IR	IR	IR	^	^	^	^	^	^	^	^	^	^	0	0	0	0
Neal, E.	RT	RT	RT	RT	RT	RT	N	^	^	^	^	^	^	^	^	^	^	6	6	0	1
Nuñez-Roches, R.	P	NT	P	P	P	P	P	^	^	^	^	^	^	^	^	^	^	7	1	0	0
Ojulari, A.	DE	N	N	DE	DE	IR	IR	^	^	^	^	^	^	^	^	^	^	3	3	0	2
Okereke, B.	MLB	MLB	MLB	MLB	MLB	MLB	MLB	^	^	^	^	^	^	^	^	^	^	7	7	0	0
Owens, G.	N	N	N	N	N	N	P	^	^	^	^	^	^	^	^	^	^	1	0	0	6
Peart, M.	P	P	P	P	P	N	N	^	^	^	^	^	^	^	^	^	^	5	0	0	2
Phillips, T.	^	^	^	^	^	^	RT	^	^	^	^	^	^	^	^	^	^	1	1	0	0
Pinnock, J.	SS	SS	SS	SS	SS	SS	SS	^	^	^	^	^	^	^	^	^	^	7	7	0	0
Pugh, J.	^	^	^	^	PS	LG	LT	^	^	^	^	^	^	^	^	^	^	2	2	0	0
Riley, J.	P	N	N	N	N	P	N	^	^	^	^	^	^	^	^	^	^	2	0	0	5
Robinson, A'Shawn	P	DT	DT	DT	P	P	P	^	^	^	^	^	^	^	^	^	^	7	3	0	0
Robinson, Aaron	PUP	PUP	PUP	PUP	PUP	PUP	PUP	^	^	^	^	^	^	^	^	^	^	0	0	0	0
Robinson, W.	N	N	P	P	WR	P	P	^	^	^	^	^	^	^	^	^	^	5	1	0	2
Schmitz Jr., J.	C	C	C	C	N	N	N	^	^	^	^	^	^	^	^	^	^	4	4	0	3
Shepard, S.	P	P	P	P	P	P	WR	^	^	^	^	^	^	^	^	^	^	7	1	0	0
Simmons, I.	P	P	P	P	WILL	P	P	^	^	^	^	^	^	^	^	^	^	7	1	0	0
Slayton, D.	P	WR	WR	WR	P	WR	P	^	^	^	^	^	^	^	^	^	^	7	4	0	0
Sweeney, T.	NFI	NFI	NFI	NFI	NFI	NFI	NFI	^	^	^	^	^	^	^	^	^	^	0	0	0	0
Taylor, T.	P	X	P	P	P	QB	QB	^	^	^	^	^	^	^	^	^	^	6	2	1	0
Thibodeaux, K.	RUSH	RUSH	RUSH	RUSH	RUSH	RUSH	RUSH	^	^	^	^	^	^	^	^	^	^	7	7	0	0
Thomas, A.	LT	N	N	N	N	N	N	^	^	^	^	^	^	^	^	^	^	1	1	0	6
Waller, D.	TE	TE	TE	TE	TE	TE	TE	^	^	^	^	^	^	^	^	^	^	7	7	0	0
Ward, J.	P	DE	DE	P	P	DE	DE	^	^	^	^	^	^	^	^	^	^	7	4	0	0
Williams, L.	DT	P	DT	DT	DT	DT	DT	^	^	^	^	^	^	^	^	^	^	7	6	0	0
Ximines, O.	PS	P	P	PS	PS	PS	PS	^	^	^	^	^	^	^	^	^	^	2	0	0	0

LEGEND:

CAPS=Starter, P=Player was a substitution, N=On Inactive List, X=Did Not Play (Non-injury), PS=Practice Squad, IR=Injured Reserve, PUP=Active/PUP, NFI=Non-Football Illness (NFI), NOT=Not on Roster, ^=With Other Team

2023 REGULAR SEASON

OFFENSE

DATE	OPPONENT	WR	TE	LT	LG	C	RG	RT	QB	FB	RB
9/10	DAL	P. Campbell/ I. Hodgins	D. Bellinger/ D. Waller	A. Thomas	B. Bredeson	J. Schmitz Jr.	M. Glowinski	E. Neal	D. Jones	--	S. Barkley
9/17	at ARI	D. Slayton/ P. Campbell/ I. Hodgins	D. Waller	J. Ezeudu	B. Bredeson	J. Schmitz Jr.	M. McKethan	E. Neal	D. Jones	--	S. Barkley
9/21	at SF	D. Slayton/ P. Campbell/ I. Hodgins	D. Waller	J. Ezeudu	S. Lemieux	J. Schmitz Jr.	M. McKethan	E. Neal	D. Jones	--	M. Breida
10/2	SEA	D. Slayton/ I. Hodgins	D. Waller/ D. Bellinger	J. Ezeudu	B. Bredeson	J. Schmitz Jr.	M. McKethan	E. Neal	D. Jones	--	M. Breida
10/8	at MIA	I. Hodgins/ W. Robinson	D. Bellinger/ D. Waller	J. Ezeudu	M. Glowinski	B. Bredeson	M. McKethan	E. Neal	D. Jones	--	M. Breida
10/15	at BUF	D. Slayton/ I. Hodgins	D. Bellinger/ D. Waller	J. Ezeudu	J. Pugh	B. Bredeson	M. Glowinski	E. Neal	T. Taylor	--	S. Barkley
10/22	WAS	J. Hyatt/ S. Shepard	D. Bellinger/ D. Waller	J. Pugh	M. McKethan	B. Bredeson	M. Glowinski	T. Phillips	T. Taylor	--	S. Barkley

2023 REGULAR SEASON

DEFENSE

DATE	OPPONENT	DL	DE	RUSH	MLB	WILL	LCB	RCB	NICKEL	SS	FS	S
9/10	DAL	D. Lawrence II/ L. Williams	A. Ojulari	K. Thibodeaux	B. Okereke	M. McFadden	T. Hawkins III	D. Banks	A. Jackson	J. Pinnock	X. McKinney	--
9/17	at ARI	D. Lawrence II/ R. Nuñez-Roches/ A. Robinson	J. Ward	K. Thibodeaux	B. Okereke	M. McFadden	A. Jackson	D. Banks	--	J. Pinnock	X. McKinney	--
9/21	at SF	D. Lawrence II/ A. Robinson/ L. Williams	J. Ward	K. Thibodeaux	B. Okereke	M. McFadden	A. Jackson	D. Banks	--	J. Pinnock	X. McKinney	--
10/2	SEA	D. Lawrence II/ A. Robinson/ L. Williams	A. Ojulari	K. Thibodeaux	B. Okereke	M. McFadden	A. Jackson	D. Banks	--	J. Pinnock	X. McKinney	--
10/8	at MIA	D. Lawrence II/ L. Williams	A. Ojulari	K. Thibodeaux	B. Okereke	I. Simmons	A. Jackson	D. Banks	--	J. Pinnock	X. McKinney	D. Belton
10/15	at BUF	D. Lawrence II/ L. Williams	J. Ward	K. Thibodeaux	B. Okereke	M. McFadden	A. Jackson	D. Banks	C. Flott	J. Pinnock	X. McKinney	--
10/22	WAS	D. Lawrence II/ L. Williams	J. Ward	K. Thibodeaux	B. Okereke	M. McFadden	T. Hawkins III	D. Banks	C. Flott	J. Pinnock	X. McKinney	--

Rookies underlined.

YEAR	DRAFTEES (31)	FREE AGENTS (24)	COLLEGE FREE AGENTS (1)	TRADES/WAIVERS (8)
2016	WR Sterling Shepard (2) *			
2017	QB Davis Webb (3)			
2018	RB Saquon Barkley (1)	C Nick Gates (FA-'18)		
2019	QB Daniel Jones (1) DL Dexter Lawrence II (1) OLB Oshane Ximines (3) S Julian Love (4) WR Darius Slayton (5)			DL Leonard Williams (T NYJ -'19)
2020	T Andrew Thomas (1) S Xavier McKinney (2) T Matt Peart (3) CB Darnay Holmes (4) G Shane Lemieux (5) * ILB Cam Brown (6) ILB Carter Coughlin (7)	K Graham Gano (FA-'20) LS Casey Kreiter (FA-'20)		
2021	OLB Azeez Ojulari (2) CB Aaron Robinson (3) * OLB Elerson Smith (4) * RB Gary Brightwell (6) CB Rodarius Williams (6)	WR Kenny Golladay (FA-'21) CB Adoree' Jackson (FA-'21)		G Ben Bredeson (T BAL -'21) WR Collin Johnson (W JAX -'21) *
2022	T Evan Neal (1) OLB Kayvon Thibodeaux (1) WR Wan'Dale Robinson (2) * OL Joshua Ezeudu (3) * CB Cor'Dale Flott (3) TE Daniel Bellinger (4) S Dane Belton (4) DL D.J. Davidson (5) * ILB Micah McFadden (5) OL Marcus McKethan (5) * ILB Darrian Beavers (6) *	DL Ryder Anderson (FA-'22) RB Matt Breida (FA-'22) TE Lawrence Cager (FA-'22) ILB Landon Collins (FA-'22) ILB Jarrad Davis (FA-'22) DL Justin Ellis (FA-'22) C Jon Feliciano (FA-'22) OLB Tomon Fox (FA-'22) P Jamie Gillan (FA-'22) G Mark Glowinski (FA-'22) WR Richie James (FA-'22) S Tony Jefferson II (FA '22) DL Henry Mondeaux (FA '22) CB Fabian Moreau (FA-'22) ILB Jaylon Smith (FA-'22) QB Tyrod Taylor (FA-'22) TE Nick Vannett (FA-22) OLB Jihad Ward (FA-'22) DL Nick Williams (FA-'22) *	DT Jack Heflin (FA-22)	G Jack Anderson (W PHI -'22) G Wyatt Davis (W ARI -'22) WR Isaiah Hodgins (W BUF -'22) G Tyre Phillips (W BAL -'22) S Jason Pinnock (W NYJ -'22)

Key: * *Injured Reserve*

N.Y. GIANTS

DATE	OPPONENT	1ST	2ND	1H	3RD	4TH	2H	OT	TOTAL
9/10	Dallas	0	0	0	0	0	0	--	0
9/17	at Arizona	0	0	0	14	17	31	--	31
9/21	at San Francisco	3	3	6	6	0	6	--	12
10/2	Seattle	0	3	3	0	0	0	--	3
10/8	at Miami	0	10	10	3	3	6	--	16
10/15	at Buffalo	3	3	6	0	3	3	--	9
10/22	Washington	0	14	14	0	0	0	--	14
TOTALS		6	33	39	23	23	46	--	85

OPPONENTS

DATE	OPPONENT	1ST	2ND	1H	3RD	4TH	2H	OT	TOTAL
9/10	Dallas	16	10	26	7	7	14	--	40
9/17	at Arizona	7	13	20	8	0	8	--	28
9/21	at San Francisco	3	14	17	3	10	13	--	30
10/2	Seattle	7	7	14	7	3	10	--	24
10/8	at Miami	7	10	17	14	0	14	--	31
10/15	at Buffalo	0	0	0	0	14	14	--	14
10/22	Washington	0	0	0	7	0	7	--	7
TOTALS		40	54	94	46	34	80	--	174

2023 REGULAR SEASON GIANTS GAME-BY-GAME OFFENSE

	9/10 DAL	9/17 @ ARI	9/21 @ SF	10/2 SEA	10/8 @ MIA	10/15 @ BUF	10/22 WAS	Totals
FIRST DOWNS								
Total	14	26	10	17	15	20	16	**118**
Rushing	6	10	2	7	3	5	5	**38**
Passing	5	15	6	9	10	11	10	**66**
Penalty	3	1	2	1	2	4	1	**14**
THIRD DOWNS								
Attempts	16	12	12	16	17	19	16	**108**
Converted	5	7	3	6	5	10	5	**41**
Percentage	31.3%	58.3%	25.0%	37.5%	29.4%	52.6%	31.3%	**38.0%**
FOURTH DOWNS								
Attempts	5	1	0	4	2	2	0	**14**
Converted	3	1	0	2	1	1	0	**8**
Percentage	60.0%	100.0%	0	50.0%	50.0%	50.0%	0	**57.1%**
TOT. OFFENSE								
Net Yards	171	439	150	248	268	317	356	**1,949**
Plays	65	67	46	74	68	73	65	**458**
Avg./Play	2.6	6.6	3.3	3.4	3.9	4.3	5.5	**4.3**
RUSHING								
Net Yards	108	127	29	112	85	132	106	**699**
Rush. Att.	28	27	11	29	29	34	32	**190**
Avg./Att.	3.9	4.7	2.6	3.9	2.9	3.9	3.3	**3.7**
PASSING								
Net Yards	63	312	121	136	183	185	250	**1,250**
Attempts	30	37	33	34	32	36	29	**231**
Completions	17	26	22	27	23	24	18	**157**
Intercepted	2	1	1	2	0	0	0	**6**
Gross Yards	110	321	137	203	205	200	279	**1,455**
Sacked	7.0	3.0	2.0	11.0	7.0	3.0	4.0	**37.0**
Yards Lost	47	9	16	67	22	15	29	**205**
ADVANCES								
Rushes	28	27	11	29	29	34	32	**190**
Completions	17	26	22	27	23	24	18	**157**
Totals	45	53	33	56	52	58	50	**347**
Total Drives	12	10	10	12	9	10	14	**77**
PENALTIES								
Number	6	9	6	6	6	9	4	**46**
Yards	72	75	37	45	43	65	40	**377**
FUMBLES								
Number	5	0	0	3	1	1	3	**13**
Lost	1	0	0	1	0	0	2	**4**
PUNTING								
Yards	160	111	316	268	161	202	395	**1,613**
Punts	3	3	6	5	4	4	8	**33**
Net Avg.	47.7	37.0	49.0	45.0	40.3	49.8	45.3	**45.3**
Gross Avg.	53.3	37.0	52.7	53.6	40.3	50.5	49.4	**48.9**

SCORING								
Points	0	31	12	3	16	9	14	**85**
Q1	0	0	3	0	0	3	0	**6**
Q2	0	0	3	3	10	3	14	**33**
Q3	0	14	6	0	3	0	0	**23**
Q4	0	17	0	0	3	3	0	**23**
OT	0	0	0	0	0	0	0	**0**
TD Rushing	0	2	1	0	0	0	0	**3**
TD Passing	0	2	0	0	0	0	2	**4**
TD KO Returns	0	0	0	0	0	0	0	**0**
TD Punt Returns	0	0	0	0	0	0	0	**0**
TD Sp. Teams	0	0	0	0	0	0	0	**0**
TD Def. Returns	0	0	0	0	1	0	0	**1**
FG Attempts	2	1	2	1	4	3	1	**14**
FG Made	0	1	2	1	3	3	0	**10**
Safety	0	0	0	0	0	0	0	**0**
2-Pt Attempts	0	0	1	0	0	0	0	**1**
2-Pt Made	0	0	0	0	0	0	0	**0**
Time of Possession	33:28	29:23	20:50	36:00	35:59	31:24	28:46	**215:50**

2023 REGULAR SEASON GIANTS GAME-BY-GAME DEFENSE

	09/10 DAL	09/17 @ ARI	09/21 @ SF	10/02 SEA	10/08 @ MIA	10/15 @ BUF	10/22 WAS	Totals
FIRST DOWNS								
Total	18	24	26	13	22	22	14	**139**
Rushing	7	10	9	6	8	7	3	**50**
Passing	8	11	13	6	14	12	9	**73**
Penalty	3	3	4	1	0	3	2	**16**
THIRD DOWNS								
Attempts	13	10	16	12	8	12	15	**86**
Converted	6	4	9	3	3	6	1	**32**
Percentage	46.2%	40.0%	56.3%	25.0%	37.5%	50.0%	6.7%	**37.2%**
FOURTH DOWNS								
Attempts	2	0	0	2	0	0	3	**7**
Converted	1	0	0	0	0	0	2	**3**
Percentage	50.0%	0	0	0.0%	0	0	66.7%	**42.9%**
TOT. OFFENSE								
Net Yards	265	379	441	281	524	297	273	**2,460**
Plays	55	60	78	51	54	59	67	**424**
Avg./Play	4.8	6.3	5.7	5.5	9.7	5.0	4.1	**5.8**
RUSHING								
Net Yards	122	151	141	121	222	128	76	**961**
Rush. Att.	30	29	39	23	23	29	19	**192**
Avg./Att.	4.1	5.2	3.6	5.3	9.7	4.4	4.0	**5.0**
PASSING								
Net Yards	143	228	300	160	302	169	197	**1,499**
Attempts	25	31	37	26	30	30	42	**221**
Completions	13	21	25	15	22	19	22	**137**
Intercepted	0	0	0	0	2	1	1	**4**
Gross Yards	143	228	310	173	308	169	249	**1,580**
Sacked	0.0	0.0	2.0	2.0	1.0	0.0	6.0	**11.0**
Yards Lost	0	0	10	13	6	0	52	**81**
ADVANCES								
Rushes	30	29	39	23	23	29	19	**192**
Completions	13	21	25	15	22	19	22	**137**
Totals	43	50	64	38	45	48	41	**329**
Total Drives	9	10	11	11	11	9	14	**75**
PENALTIES								
Number	5	8	6	8	6	7	10	**50**
Yards	35	57	71	74	43	51	75	**406**
FUMBLES								
Number	1	0	1	0	2	1	1	**6**
Lost	0	0	0	0	1	1	0	**2**
PUNTING								
Yards	146	146	128	214	69	127	513	**1,343**
Punts	3	3	3	4	2	3	10	**28**
Net Avg.	39.7	37.3	41.7	53.5	34.5	41.0	48.3	**44.5**
Gross Avg.	48.7	48.7	42.7	53.5	34.5	42.3	51.3	**48.0**
SCORING								
Points	40	28	30	24	31	14	7	**174**
Q1	16	7	3	7	7	0	0	**40**
Q2	10	13	14	7	10	0	0	**54**
Q3	7	8	3	7	14	0	7	**46**
Q4	7	0	10	3	0	14	0	**34**
OT	0	0	0	0	0	0	0	**0**
TD Rushing	3	2	1	1	2	0	1	**10**
TD Passing	0	1	2	1	2	2	0	**8**
TD KO Returns	0	0	0	0	0	0	0	**0**
TD Punt Returns	0	0	0	0	0	0	0	**0**
TD Sp. Teams	1	0	0	0	0	0	0	**1**
TD Def. Returns	1	0	0	1	0	0	0	**2**
FG Attempts	2	3	3	2	1	2	1	**14**
FG Made	2	2	3	1	1	0	0	**9**
Safety	0	0	0	0	0	0	0	**0**
2-Pt Attempts	0	1	0	0	0	0	0	**1**
2-Pt Made	0	1	0	0	0	0	0	**1**
Time of Possession	26:32	30:37	39:10	24:00	24:01	28:36	31:14	**204:10**

2023 REGULAR SEASON NEW YORK GIANTS DRIVES ENDED BY...
(THROUGH WEEK 18)

DATE	TEAMS	DRIVES	3/OUT	TD	FGA	FGM	PNT	DWN	TRN	SAF	CLK	POINTS	PTS/DRV	EFF
9/10	N.Y. Giants	12	7	0	2	0	3	2	3	0	2	0	0.00	0%
	Dallas	9	3	3	2	2	3	1	0	0	0	27	3.00	56%
9/17	N.Y. Giants	10	2	4	1	1	3	0	1	0	1	31	3.10	50%
	at Arizona	10	2	3	3	2	3	0	0	0	1	28	2.80	50%
9/21	N.Y. Giants	10	5	1	2	2	6	0	1	0	0	12	1.20	30%
	at San Francisco	11	3	3	3	3	3	0	0	0	2	30	2.73	55%
10/2	N.Y. Giants	12	3	0	1	1	5	2	3	0	1	3	0.25	8%
	Seattle	11	4	2	2	1	4	2	0	0	1	17	1.55	27%
10/8	N.Y. Giants	9	2	0	4	3	4	1	0	0	0	9	1.00	33%
	at Miami	11	2	4	1	1	2	0	3	0	1	31	2.82	46%
10/15	N.Y. Giants	10	3	0	3	3	4	1	0	0	2	9	0.90	30%
	at Buffalo	9	3	2	2	0	3	0	2	0	0	14	1.56	22%
10/22	N.Y. Giants	14	7	2	1	0	8	0	1	0	2	14	1.00	14%
	Washington	14	8	1	1	0	10	1	1	0	0	7	0.50	7%
10/29	N.Y. Giants	--	--	--	--	--	--	--	--	--	--	--	--	--
	N.Y. Jets	--	--	--	--	--	--	--	--	--	--	--	--	--
11/5	N.Y. Giants	--	--	--	--	--	--	--	--	--	--	--	--	--
	at Las Vegas	--	--	--	--	--	--	--	--	--	--	--	--	--
11/12	N.Y. Giants	--	--	--	--	--	--	--	--	--	--	--	--	--
	at Dallas	--	--	--	--	--	--	--	--	--	--	--	--	--
11/19	N.Y. Giants	--	--	--	--	--	--	--	--	--	--	--	--	--
	at Washington	--	--	--	--	--	--	--	--	--	--	--	--	--
11/26	N.Y. Giants	--	--	--	--	--	--	--	--	--	--	--	--	--
	New England	--	--	--	--	--	--	--	--	--	--	--	--	--
12/11	N.Y. Giants	--	--	--	--	--	--	--	--	--	--	--	--	--
	Green Bay	--	--	--	--	--	--	--	--	--	--	--	--	--
12/17	N.Y. Giants	--	--	--	--	--	--	--	--	--	--	--	--	--
	at New Orleans	--	--	--	--	--	--	--	--	--	--	--	--	--
12/25	N.Y. Giants	--	--	--	--	--	--	--	--	--	--	--	--	--
	at Philadelphia	--	--	--	--	--	--	--	--	--	--	--	--	--
12/31	N.Y. Giants	--	--	--	--	--	--	--	--	--	--	--	--	--
	L.A. Rams	--	--	--	--	--	--	--	--	--	--	--	--	--
1/7	N.Y. Giants	--	--	--	--	--	--	--	--	--	--	--	--	--
	Philadelphia	--	--	--	--	--	--	--	--	--	--	--	--	--
TOTALS	GIANTS	77	29	7	14	10	33	6	9	0	8	78	1.01	22.1%
	OPPONENTS	75	25	18	14	9	28	4	6	0	5	154	2.05	36.0%

GIANTS 2023 REGULAR SEASON THIRD DOWN EFFICIENCY

GIANTS

Date	Opponent	3rd & 1	3rd & 2	3rd & 3	3rd & 4	3rd & 5	3rd & 6	3rd & 7	3rd & 8	3rd & 9	3rd & 10+	Total	Ttl %
9/10	Dallas	3 / 3	0 / 1	1 / 2	0 / 0	1 / 1	0 / 0	0 / 1	0 / 1	0 / 1	0 / 6	5 / 16	31.25
9/17	at Arizona	4 / 4	0 / 1	0 / 0	0 / 1	0 / 0	0 / 0	0 / 1	0 / 0	1 / 1	2 / 4	7 / 12	58.33
9/21	at San Francisco	1 / 1	1 / 2	0 / 1	1 / 1	0 / 0	0 / 1	0 / 1	0 / 1	0 / 1	0 / 3	3 / 12	25.00
10/2	Seattle	0 / 0	2 / 2	0 / 2	2 / 2	0 / 1	1 / 1	1 / 2	0 / 1	0 / 0	0 / 5	6 / 16	37.50
10/8	at Miami	1 / 1	0 / 1	0 / 4	0 / 0	0 / 0	2 / 3	0 / 2	0 / 1	1 / 2	1 / 3	5 / 17	29.41
10/15	at Buffalo	2 / 4	1 / 1	1 / 1	2 / 3	0 / 0	1 / 2	1 / 1	1 / 2	1 / 1	0 / 4	10 / 19	52.63
10/22	Washington	1 / 1	1 / 3	0 / 1	0 / 0	1 / 1	1 / 2	0 / 1	0 / 0	0 / 1	1 / 6	5 / 16	31.25
	TOTALS	12 / 14	5 / 11	2 / 11	5 / 7	2 / 3	5 / 9	2 / 9	1 / 6	3 / 7	4 / 31	41 / 108	37.96
		85.7%	45.5%	18.2%	71.4%	66.7%	55.6%	22.2%	16.7%	42.9%	12.9%	38.0%	--

OPPONENT

Date	Opponent	3rd & 1	3rd & 2	3rd & 3	3rd & 4	3rd & 5	3rd & 6	3rd & 7	3rd & 8	3rd & 9	3rd & 10+	Total	Ttl %
9/10	Dallas	1 / 1	1 / 2	0 / 1	1 / 1	0 / 0	1 / 2	2 / 2	0 / 2	0 / 0	0 / 2	6 / 13	46.15
9/17	at Arizona	1 / 1	0 / 0	0 / 0	0 / 0	1 / 1	0 / 1	1 / 1	0 / 0	0 / 1	1 / 5	4 / 10	40.00
9/21	at San Francisco	2 / 2	1 / 1	0 / 1	1 / 1	1 / 2	1 / 1	0 / 0	1 / 2	0 / 1	2 / 5	9 / 16	56.25
10/2	Seattle	2 / 2	0 / 1	0 / 0	0 / 0	0 / 1	0 / 1	0 / 1	0 / 3	0 / 0	1 / 3	3 / 12	25.00
10/8	at Miami	0 / 1	0 / 0	1 / 1	1 / 3	0 / 0	1 / 1	0 / 1	0 / 0	0 / 1	0 / 0	3 / 8	37.50
10/15	at Buffalo	1 / 1	3 / 3	1 / 1	0 / 0	0 / 0	1 / 1	0 / 3	0 / 0	0 / 1	0 / 2	6 / 12	50.00
10/22	Washington	0 / 1	0 / 0	0 / 1	0 / 1	0 / 2	0 / 1	0 / 1	0 / 0	1 / 2	0 / 6	1 / 15	6.67
	TOTALS	7 / 9	5 / 7	2 / 5	3 / 6	2 / 6	4 / 8	3 / 9	1 / 7	1 / 6	4 / 23	32 / 86	37.21
		77.8%	71.4%	40.0%	50.0%	33.3%	50.0%	33.3%	14.3%	16.7%	17.4%	37.2%	--

2023 REGULAR SEASON NYG INDIVIDUAL SINGLE-GAME HIGHS

Touchdowns	2	Barkley, S.	at ARI	09/17	2	Pollard, T.	vs. DAL	09/10
Passes Attempted	37	Jones, D.	at ARI	09/17	42	Howell, S.	vs. WAS	10/22
Passes Completed	27	Jones, D.	vs. SEA	10/02	25	Purdy, B.	at SF	09/21
Completion Percentage	79.4	Jones, D.	vs. SEA	10/02	73.3	Tagovailoa, T.	at MIA	10/08
Passing Yards	321	Jones, D.	at ARI	09/17	310	Purdy, B.	at SF	09/21
Yards Per Attempt	9.6	Taylor, T.	vs. WAS	10/22	10.5	Lock, D.	vs. SEA	10/02
Touchdown Passes	2	Taylor, T.	vs. WAS	10/22	2	Allen, J.	at BUF	10/15
		Jones, D.	at ARI	09/17		Tagovailoa, T.	at MIA	10/08
						Purdy, B.	at SF	09/21
Pass Receptions	8	Robinson, W.	at BUF	10/15	10	Diggs, S.	at BUF	10/15
		Waller, D.	at MIA	10/08				
Receiving Yards	98	Waller, D.	vs. WAS	10/22	181	Hill, T.	at MIA	10/08
Touchdown Receptions	1	Barkley, S.	vs. WAS	10/22	1	Harty, D.	at BUF	10/15
		Waller, D.	vs. WAS	10/22		Morris, Q.	at BUF	10/15
		Barkley, S.	at ARI	09/17		Hill, T.	at MIA	10/08
		Hodgins, I.	at ARI	09/17		Waddle, J.	at MIA	10/08
						Metcalf, D.	vs. SEA	10/02
						Bell, R.	at SF	09/21
						Samuel, D.	at SF	09/21
						Brown, M.	at ARI	09/17
Rushing Yards	93	Barkley, S.	at BUF	10/15	151	Achane, D.	at MIA	10/08
Rushing Attempts	24	Barkley, S.	at BUF	10/15	23	Conner, J.	at ARI	09/17
Rushing Average	6.6	Jones, D.	vs. SEA	10/02	13.7	Achane, D.	at MIA	10/08
Rushing Touchdowns	1	Breida, M.	at SF	09/21	2	Pollard, T.	vs. DAL	09/10
		Barkley, S.	at ARI	09/17				
		Jones, D.	at ARI	09/17				
Yards From Scrimmage	118	Barkley, S.	vs. WAS	10/22	181	Hill, T.	at MIA	10/08
Combined Net Yards	118	Barkley, S.	vs. WAS	10/22	181	Hill, T.	at MIA	10/08
Interceptions Made	1	Banks, D.	vs. WAS	10/22	1	Diggs, Q.	vs. SEA	10/02
		McFadden, M.	at BUF	10/15		Witherspoon, D.	vs. SEA	10/02
		Okereke, B.	at MIA	10/08		Hufanga, T.	at SF	09/21
		Pinnock, J.	at MIA	10/08		Thompson, J.	at ARI	09/17
						Bland, D.	vs. DAL	09/10
						Gilmore, S.	vs. DAL	09/10
Interceptions Thrown	2	Jones, D.	vs. SEA	10/02	2	Tagovailoa, T.	at MIA	10/08
		Jones, D.	vs. DAL	09/10				
INT Return Yards	102	Pinnock, J.	at MIA	10/08	97	Witherspoon, D.	vs. SEA	10/02
Tackles	13	Pinnock, J.	at ARI	09/17	17	Wagner, B.	vs. SEA	10/02
Sacks	2.0	Lawrence II, D.	vs. WAS	10/22	2.0	Young, C.	vs. WAS	10/22
		Thibodeaux, K.	vs. SEA	10/02		Sieler, Z.	at MIA	10/08
						Brooks, J.	vs. SEA	10/02
						Nwosu, U.	vs. SEA	10/02
						Wagner, B.	vs. SEA	10/02
						Witherspoon, D.	vs. SEA	10/02
						Armstrong, D.	vs. DAL	09/10
						Odighizuwa, O.	vs. DAL	09/10
Punts	8	Gillan, J.	vs. WAS	10/22	10	Way, T.	vs. WAS	10/22
Punts Inside the 20	3	Gillan, J.	at MIA	10/08	4	Way, T.	vs. WAS	10/22
Punting Average	53.6	Gillan, J.	vs. SEA	10/02	53.5	Dickson, M.	vs. SEA	10/02
Punt Returns	3	Shepard, S.	vs. WAS	10/22	6	Crowder, J.	vs. WAS	10/22
Punt Return Yards	14	Gray, E.	at ARI	09/17	33	Crowder, J.	vs. WAS	10/22
Kickoff Returns	1	Campbell, P.	at BUF	10/15	1	Pringle, B.	vs. WAS	10/22
		Gray, E.	at BUF	10/15		Berrios, B.	at MIA	10/08
		Gray, E.	at MIA	10/08		Dallas, D.	vs. SEA	10/02
		Gray, E.	vs. SEA	10/02		Dortch, G.	at ARI	09/17
		Gray, E.	at SF	09/21				
Kickoff Return Yards	21	Campbell, P.	at BUF	10/15	38	Pringle, B.	vs. WAS	10/22
Field Goals Attempted	4	Gano, G.	at MIA	10/08	3	Moody, J.	at SF	09/21
						Prater, M.	at ARI	09/17
Field Goals Made	3	Gano, G.	at BUF	10/15	3	Moody, J.	at SF	09/21
		Gano, G.	at MIA	10/08				

2023 REGULAR SEASON NYG LONGEST PLAYS

Run From Scrimmage	34	Barkley, S.	at BUF	10/15	76	Achane, D.	at MIA	10/08
Touchdown Run	14	Jones, D.	at ARI	09/17	76	Achane, D.	at MIA	10/08
Passing Long	58	Jones, D.	at ARI	09/17	69	Tagovailoa, T.	at MIA	10/08
Touchdown Pass Long	32	Taylor, T.	vs. WAS	10/22	69	Tagovailoa, T.	at MIA	10/08
Pass Reception	58	Hyatt, J.	at ARI	09/17	69	Hill, T.	at MIA	10/08
Touchdown Reception	32	Barkley, S.	vs. WAS	10/22	69	Hill, T.	at MIA	10/08
Interception Return	102	Pinnock, J.	at MIA	10/08	97	Witherspoon, D.	vs. SEA	10/02
Longest INT Return for TD	102	Pinnock, J.	at MIA	10/08	97	Witherspoon, D.	vs. SEA	10/02
Longest Own Fumble Return	1	McCloud, N.	vs. WAS	10/22				
Longest Opponent's Fumble Return					8	Brooks, J.	vs. SEA	10/02
Punt Return	14	Gray, E.	at ARI	09/17	23	Dallas, D.	vs. SEA	10/02
Kickoff Return	21	Campbell, P.	at BUF	10/15	38	Pringle, B.	vs. WAS	10/22
Punt	64	Gillan, J.	at BUF	10/15	63	Dickson, M.	vs. SEA	10/02
Field Goal	57	Gano, G.	at SF	09/21	44	Prater, M.	at ARI	09/17
Field Goal Attempt	57	Gano, G.	at SF	09/21	55	Prater, M.	at ARI	09/17

DATE	OPPONENT	GIANTS PLAYERS	YDS.
9/17	at ARI	Jones -> Hyatt	58
10/22	WAS	Taylor -> Hyatt	42
10/22	WAS	Taylor -> Hyatt	33
10/22	WAS	**Taylor -> Barkley**	**32T**
9/17	at ARI	Jones -> Hyatt	31
10/15	at BUF	Taylor -> Slayton	31
9/17	at ARI	Jones -> Slayton	29
10/15	at BUF	Taylor -> Slayton	27
10/22	WAS	Taylor -> Waller	27
9/17	at ARI	Jones -> Waller	25
9/10	DAL	Jones -> Hodgins	24
10/2	SEA	Jones -> Breida	22
10/2	SEA	Jones -> Breida	22
9/10	DAL	Jones -> Waller	22
10/22	WAS	Taylor -> Robinson	22
10/22	WAS	Taylor -> Slayton	22
10/8	at MIA	Jones -> Waller	21
10/8	at MIA	Taylor -> Slayton	20
10/15	at BUF	Taylor -> Waller	20

DATE	OPPONENT	OPPONENT PLAYERS	YDS.
10/8	at MIA	**Tagovailoa -> Hill**	**69T**
10/8	at MIA	Tagovailoa -> Hill	64
10/2	SEA	Lock -> Fant	51
9/10	DAL	Prescott -> Lamb	49
9/21	at SF	Purdy -> Samuel	40
10/22	WAS	Howell -> McLaurin	31
9/21	at SF	Purdy -> Samuel	30
9/21	at SF	Purdy -> Kittle	29
10/15	at BUF	Allen -> Diggs	28
10/22	WAS	Howell -> McLaurin	27
9/21	at SF	**Purdy -> Samuel**	**27T**
9/21	at SF	Purdy -> Jennings	24
9/17	at ARI	Dobbs -> McBride	23
10/2	SEA	Smith -> Lockett	23
10/8	at MIA	Tagovailoa -> Wilson Jr.	23
9/17	at ARI	Dobbs -> Brown	22
9/17	at ARI	Dobbs -> Wilson	21
10/8	at MIA	Tagovailoa -> Waddle	20

2023 REGULAR SEASON - BIG RUN PLAYS (10+ YARDS)

DATE	OPPONENT	GIANTS PLAYER	YDS.
10/15	at Buffalo	Saquon Barkley	34
10/22	Washington	Tyrod Taylor	20
10/15	at Buffalo	Saquon Barkley	19
09/10	Dallas	Saquon Barkley	18
10/02	Seattle	Daniel Jones	17
10/02	Seattle	Daniel Jones	16
09/17	at Arizona	Saquon Barkley	16
09/17	at Arizona	Daniel Jones	15
09/17	at Arizona	**Daniel Jones**	**14T**
09/17	at Arizona	Daniel Jones	13
10/22	Washington	Saquon Barkley	12
09/10	Dallas	Daniel Jones	11
10/08	at Miami	Daniel Jones	11
10/02	Seattle	Daniel Jones	10
09/17	at Arizona	Saquon Barkley	10
TOTALS		15 - 236 (15.7), 1 TDS	

DATE	OPPONENT	OPP. PLAYER	YDS.
10/08	at Miami	**De'Von Achane**	**76T**
10/02	Seattle	Kenneth Walker III	31
09/10	Dallas	Tony Pollard	25
10/08	at Miami	De'Von Achane	24
09/17	at Arizona	**Joshua Dobbs**	**23T**
10/08	at Miami	Raheem Mostert	23
09/17	at Arizona	James Conner	22
09/17	at Arizona	James Conner	21
09/21	at San Francisco	Elijah Mitchell	18
09/17	at Arizona	James Conner	17
10/02	Seattle	Kenneth Walker III	16
10/02	Seattle	Zach Charbonnet	15
10/15	at Buffalo	James Cook	14
10/15	at Buffalo	James Cook	14
09/17	at Arizona	Joshua Dobbs	13
09/21	at San Francisco	Christian McCaffrey	12
10/08	at Miami	De'Von Achane	12
10/08	at Miami	De'Von Achane	12
10/15	at Buffalo	Latavius Murray	12
09/10	Dallas	Tony Pollard	12
10/02	Seattle	Drew Lock	11
10/08	at Miami	Raheem Mostert	11
10/22	Washington	Sam Howell	11
09/21	at San Francisco	Christian McCaffrey	10
09/21	at San Francisco	Christian McCaffrey	10
09/17	at Arizona	James Conner	10
10/15	at Buffalo	James Cook	10
10/15	at Buffalo	Latavius Murray	10
09/10	Dallas	Rico Dowdle	10
TOTALS		29 - 505 (17.4), 2 TDS	

2023 REGULAR SEASON - BIG PASS PLAYS (20+ YARDS)

DATE	OPPONENT	GIANTS PLAYER	YDS.
09/17	at Arizona	Daniel Jones -> Jalin Hyatt	58
10/22	Washington	Tyrod Taylor -> Jalin Hyatt	42
10/22	Washington	Tyrod Taylor -> Jalin Hyatt	33
10/22	Washington	**Tyrod Taylor -> Saquon Barkley**	**32T**
09/17	at Arizona	Daniel Jones -> Jalin Hyatt	31
10/15	at Buffalo	Tyrod Taylor -> Darius Slayton	31
09/17	at Arizona	Daniel Jones -> Darius Slayton	29
10/15	at Buffalo	Tyrod Taylor -> Darius Slayton	27
10/22	Washington	Tyrod Taylor -> Darren Waller	27
09/17	at Arizona	Daniel Jones -> Darren Waller	25
09/10	Dallas	Daniel Jones -> Isaiah Hodgins	24
09/10	Dallas	Daniel Jones -> Darren Waller	22
10/02	Seattle	Daniel Jones -> Matt Breida	22
10/02	Seattle	Daniel Jones -> Matt Breida	22
10/22	Washington	Tyrod Taylor -> Darius Slayton	22
10/22	Washington	Tyrod Taylor -> Wan'Dale Robinson	22
10/08	at Miami	Daniel Jones -> Darren Waller	21
10/08	at Miami	Tyrod Taylor -> Darius Slayton	20

10/15	at Buffalo	Tyrod Taylor -> Darren Waller	20
TOTALS		19 - 530 (27.9), 1 TDS	

DATE	OPPONENT	OPP. PLAYER	YDS.
10/08	at Miami	**Tua Tagovailoa -> Tyreek Hill**	**69T**
10/08	at Miami	Tua Tagovailoa -> Tyreek Hill	64
10/02	Seattle	Drew Lock -> Noah Fant	51
09/10	Dallas	Dak Prescott -> CeeDee Lamb	49
09/21	at San Francisco	Brock Purdy -> Deebo Samuel	40
10/22	Washington	Sam Howell -> Terry McLaurin	31
09/21	at San Francisco	Brock Purdy -> Deebo Samuel	30
09/21	at San Francisco	Brock Purdy -> George Kittle	29
10/15	at Buffalo	Josh Allen -> Stefon Diggs	28
09/21	at San Francisco	**Brock Purdy -> Deebo Samuel**	**27T**
10/22	Washington	Sam Howell -> Terry McLaurin	27
09/21	at San Francisco	Brock Purdy -> Jauan Jennings	24
10/02	Seattle	Geno Smith -> Tyler Lockett	23
09/17	at Arizona	Joshua Dobbs -> Trey McBride	23
10/08	at Miami	Tua Tagovailoa -> Cedrick Wilson Jr.	23
09/17	at Arizona	Joshua Dobbs -> Marquise Brown	22
09/17	at Arizona	Joshua Dobbs -> Michael Wilson	21
10/08	at Miami	Tua Tagovailoa -> Jaylen Waddle	20
TOTALS		18 - 601 (33.4), 2 TDS	

January 1	WR Alex Bachman, DL Woodrow Hamilton - Activated, from Practice Squad (Standard Elevation) WR Pharoh Cooper, OL Derrick Kelly, DL David Moa, WR David Sills V - Activated, from Practice Squad (COVID-19 Replace ment) S Julian Love - Activated off of Reserve/COVID-19 List
January 4	TE Chris Myarick - Waived, No Recall OL Isaiah Wilson - Released from Practice Squad
January 5	LB Omari Cobb - Activated off of Reserve/COVID-19 List to Practice Squad DB Ka'dar Hollman - Activated off of Reserve/COVID-19 and Reverted to Practice Squad/Injured List OL Korey Cunningham, DL Dexter Lawrence II, DL Danny Shelton, WR Darius Slayton - Activated off of Reserve/COVID-19 List LB Elerson Smith - Placed on Reserve/Injured List DL Woodrow Hamilton - Placed on Practice Squad/COVID-19 List
January 6	WR Dante Pettis - Activated off of Reserve/COVID-19 and Reverted to Reserve/Injured List DB Dwayne Johnson - Placed on Practice Squad/COVID-19 List
January 8	WR David Sills V - Signed to Active Roster from Practice Squad WR Alex Bachman, QB Brian Lewerke - Activated, from Practice Squad (Standard Elevation) QB Clayton Thorson - Signed to Practice Squad
January 10	LB Omari Cobb, OL Devery Hamilton, LB Trent Harris, TE Jake Hausmann, LB Niko Lalos, QB Brian Lewerke, DL David Moa, WR Travis Toivonen - Signed to Reserve/Future Contract
January 11	WR Alex Bachman - Signed to Reserve/Future Contract
January 27	RB Antonio Williams - Signed to Reserve/Future Contract
February 7	P Jamie Gillan, QB Davis Webb - Signed to Reserve/Future Contract
February 15	WR Austin Proehl - Free Agent Signing
February 22	TE Chris Myarick - Free Agent Signing
March 2	TE Kyle Rudolph - Terminated, Vested Veteran, all contracts RB Devontae Booker - Terminated, Vested Veteran, Failed Physical
March 10	P Riley Dixon - Terminated, Vested Veteran, all contracts
March 11	TE Kaden Smith - Waive, Failed Physical T Matt Gono - Free Agent Signing WR David Sills V - Signed, Renegotiated Contract
March 14	WR Robert Foster - Free Agent Signing WR C.J. Board - Signed, Prior to becoming a Free Agent
March 16	G Jon Feliciano - Free Agent Signing DB Jarren Williams - Exclusive Rights Signing
March 17	T Korey Cunningham, G Mark Glowinski, QB Tyrod Taylor - Unrestricted Free Agent Signing

	DB Logan Ryan - Terminated, Vested Veteran, all contracts
March 18	TE Ricky Seals-Jones - Unrestricted Free Agent Signing
March 21	RB Matt Breida, G Jamil Douglas, LS Casey Kreiter, LB Jihad Ward - Unrestricted Free Agent Signing
March 23	DL Justin Ellis - Unrestricted Free Agent Signing
March 25	WR Richie James - Unrestricted Free Agent Signing
March 28	OL Max Garcia - Unrestricted Free Agent Signing RB Sandro Platzgummer - Free Agent Signing
April 8	T Roy Mbaeteka - Free Agent Signing
April 22	TE Jordan Akins - Free Agent Signing
April 28	LB Kayvon Thibodeaux - Drafted in first round (5th overall) OL Evan Neal - Drafted in first round (7th overall)
April 29	WR Wan'Dale Robinson - Drafted in second round (43rd overall) OL Joshua Ezeudu - Drafted in third round (67th overall) CB Cor'Dale Flott - Drafted in third round (81st overall)
April 30	TE Daniel Bellinger - Drafted in fourth round (112th overall) S Dane Belton - Drafted in fourth round (114th overall) LB Micah McFadden - Drafted in fifth round (146th overall) DT D.J. Davidson - Drafted in fifth round (147th overall) OL Marcus McKethan - Drafted in fifth round (173rd overall) LB Darrian Beavers - Drafted in sixth round (182nd overall)
May 9	CB James Bradberry - Terminated, Vested Veteran, all contracts
May 10	LB Omari Cobb, TE Jake Hausmann, TE Rysen John & G Wes Martin - Waived
May 12	LB Darrian Beavers, DT D.J. Davidson, LB Micah McFadden & G Marcus McKethan - Selection List Signings TE Austin Allen, DB Yusuf Corker, DT Jabari Ellis, DB Darren Evans, DB Zyon Gilbert, FB Jeremiah Hall, DT Christopher Hinton, TE Andre Miller, G Josh Rivas, DB Trenton Thompson & DT Antonio Valentino - Undrafted Free Agent Signings
May 13	RB Jashuan Corbin & RB Tomon Fox - Undrafted Free Agent Signings
May 14	T Evan Neal & OLB Kayvon Thibodeaux - Selection List Signings DE Ryder Anderson & DB Jordan Mosley - Undrafted Free Agent Signings
May 18	DB Henry Black, DB Maurice Canady, DB Khalil Dorsey & DE Jayln Holmes - Free Agent Signings LB Trent Harris - Terminated, Vested Veteran, all contracts DE Raymond Johnson & QB Brian Lewerke - Waived DB Jordan Mosley - Waived, Injured (reverts to Reserve/Injured)
May 19	DB Michael Jacquet - Free Agent Signing DT Antonio Valentino - Waived DB Cor'Dale Flott - Selection List Signing

May 23	G Joshua Ezeudu - Selection List Signing
May 26	DB Jordan Mosley - Waived, Injury Settlement
June 10	LB TJ Brunson - Waived, No Recall WR Keelan Doss - Free Agent Signing
July 11	TE Daniel Bellinger - Selection List Signing
July 18	WR Wan'Dale Robinson - Selection List Signing S Dane Belton - Selection List Signing
July 20	TE Daniel Bellinger - Declared Physically Unable to Perform
July 22	T Korey Cunningham - Terminated, Vested Veteran, Non-Football Injury DB Gavin Heslop - Free Agent Signing
July 26	DB Andrew Adams, WR Marcus Kemp, T Kamaal Seymour & DE Nicholas Williams - Free Agent Signing DB Henry Black, DT Jabari Ellis & WR Travis Toivonen - Waived, No Recall DB Maurice Canady - Terminated, Vested Veteran, all contracts C Nick Gates, T Matt Peart & WR Sterling Shepard - Declared Physically Unable to Perform LB Azeez Ojulari - Declared Non-Football Injury
July 27	TE Daniel Bellinger - Passed Physical T Kamaal Symour - Waived T Garrett McGhin - Free Agent Signing
July 28	LB Justin Hilliard - Waived LB Austin Calitro - Free Agent Signing
August 1	CB Jarren Williams - Waived/Injured S Jarrod Wilson - Signed
August 3	T Matt Gono - Exempt/Left Squad; Does Not Count Against 90
August 4	DB Nate Meadors - Claimed (off waivers from CLV)
August 5	T Will Holden - Free Agent Signing DE Niko Lalos - Waived DB Jarren Williams - Waived, Injury Settlement
August 6	G Marcus McKethan - Reserve/Injured
August 8	T Eric Smith - Free Agent Signing T Matt Gono - Terminated, Vested Veteran, all contracts
August 14	DB Michael Jacquet III - Waived G Josh Rivas - Waived DB Jarrod Wilson - Terminated, Vested Veteran, All Contracts

	OLB Azeez Ojulari - Passed Physical
August 15	DB Olaijah Griffin - Claimed (off waivers from BUF)
August 16	TE Jeremiah Hall & DB Gavin Heslop - Waived WR Austin Proehl - Waived, Injured
August 18	WR Austin Proehl - Waived, Injury Settlement
August 19	DT Christopher Hinton - Waived WR Robert Foster - Reserve/Injured C Chris Owens & G Josh Rivas - Free Agent Signing
August 23	ILB Darrian Beavers, TE Ricky Seals-Jones, & TE Andre Miller - Reserve/Injured C Nick Gates & T Matt Peart - Reserve/PUP
August 24	WR Bailey Gaither, DB Harrison Hand & WR Jaylon Moore - Claimed Off Waivers TE Jordan Akins - Terminated, Vested Veteran, all contracts WR Collin Johnson & WR Marcus Kemp - Reserve/Injured WR Robert Foster - Terminated, Vested Veteran, Injury Settlement WR Sterling Shepard - Passed Physical
August 25	TE Tanner Hudson - Free Agent Signing C Chris Owens - Waived WR Bailey Gaither - Waived, Failed Physical
August 26	DB Andrew Adams - Terminated, Vested Veteran, all contracts K Ryan Santoso & WR Travis Toivonen - Free Agent Signings
August 29	DB Yusuf Corker, WR Keelan Doss, DB Olijah Griffin, G Josh Rivas, K Ryan Santoso, WR Travis Toivonen - Waived T Eric Smith - Terminated, Vested Veteran, all contracts WR Marcus Kemp - Terminated, Vested Veteran, Injury Settlement
August 30	TE Austin Allen, DE Ryder Anderson, WR Alex Bachman, RB Jashaun Corbin, DB Khalil Dorsey, DB Darren Evans, DB Zyon Gilbert, DB Harrison Hand, T Roy Mbaeteka, DB Nate Meadors, DT David Moa, WR Jaylon Moore, LB Quincy Roche, DB Trenton Thompson, T Garrett McGhin - Waived WR C.J. Board, G Jamil Douglas, T Will Holden, DE Jalyn Holmes, QB Davis Webb - Terminated, Vested Veteran, all contracts
August 31	DB Nick McCloud, DB Justin Layne, DB Jason Pinnock, G Jack Anderson - Claimed Off Waivers LB Austin Calitro, C Max Garcia, TE Tanner Hudson, DE Nicholas Williams - Terminated, Vested Veteran, all contracts TE Austin Allen, DE Ryder Anderson, RB Jashaun Corbin, DB Darren Evans, DB Zyon Gilbert, T Roy Mbaeteka, T Garrett McGhin, DB Nate Meadors, WR Jaylon Moore, DB Trenton Thompson, QB Davis Webb - Practice Squad WR C.J. Board, T Will Holden - Practice Squad Veteran DB Harrison Hand, LB Quincy Roche - Practice Squad Exception LB Austin Calitro, TE Tanner Hudson & DE Nicholas Williams - Free Agent Signing C Max Garcia - Practice Squad Veteran G Shane Lemieux, LB Elerson Smith & DB Rodarius Williams - Reserve/Injured
September 1	DB Darren Evans, T Roy Mbaeteka, T Garrett McGhin, DB Nate Meadors, WR Jaylon Moore - Terminated (by Club) from Practice Squad

September 1	LB Charles Wiley & WR Kalil Pimpleton - Practice Squad TE Andre Miller - Waived, Injury Settlement TE Ricky Seals-Jones - Terminated, Vested Veteran, Injury Settlement LB Blake Martinez - Terminated, Vested Veteran, All Contracts G Tyre Phillips - Claimed Off Waivers from BAL
September 5	DB Harrison Hand - Terminated (by Club) from Practice Squad DB Fabian Moreau - Practice Squad Veteran RB Sandro Platzgummer - Waived, No Recall
September 6	WR C.J. Board - Terminated (by Club) from Practice Squad WR Marcus Johnson - Practice Squad Veteran
September 7	RB Sandro Platzgummer - International Practice Player Signing
September 8	G Wyatt Davis - Terminated (by Player) from NYG Practice Squad - signing to NO Active Roster T Roy Mbaeteka - Practice Squad
September 10	S Tony Jefferson & LB Quincy Roche - Activated, from Practice Squad (Standard Elevation) G Max Garcia - Signed to ARI Active Roster off NYG Practice Squad
September 12	T KC McDermott - Practice Squad
September 17	S Tony Jefferson & CB Fabian Moreau - Activated, from Practice Squad (Standard Elevation)
September 20	T KC McDermott - Terminated (by Club) from Practice Squad LB Jaylon Smith - Practice Squad Veteran
September 26	DL Henry Mondeaux & CB Fabian Moreau - Activated, from Practice Squad (Standard Elevation)
September 27	RB Antonio Williams - Waived OLB Charles Wiley - Terminated (by Club) from Practice Squad
September 28	WR Sterling Shepard - Reserve/Injured CB Fabian Moreau - Signed to Active Roster off NYG Practice Squad CB Olaijah Griffin - Signed to Practice Squad WR Makai Polk - Signed to Practice Squad
October 1	WR Marcus Johnson & DL Henry Mondeaux - Activated, from Practice Squad (Standard Elevation) ILB Jaylon Smith - Free Agent Signing from NYG Practice Squad
October 3	LB A.J. Klein - Practice Squad Veteran Signing
October 4	CB Aaron Robinson - Reserve/Injured
October 5	RB Antonio Williams - Terminated (by Club) from Practice Squad G Solomon Kindley - Practice Squad Exception Signing C Nick Gates - Returned to Practice

October 7	ILB A.J. Klein - Terminated (by Player) from NYG Practice Squad - signing to BAL Active Roster S Landon Collins - Practice Squad Veteran Signing
October 8	S Tony Jefferson - Free Agent Signing from NYG Practice Squad WR Marcus Johnson & QB Davis Webb - Activated, from Practice Squad (Standard Elevation)
October 10	WR Robert Foster - Practice Squad Veteran Signing
October 11	DL D.J. Davidson - Reserve/Injured
October 15	DL Ryder Anderson & WR Marcus Johnson - Activated, from Practice Squad (Standard Elevation) S Tony Jefferson - Reserve/Injured
October 18	WR Marcus Johnson - Free Agent Signing from NYG Practice Squad TE Lawrence Cager - Practice Squad Signing T Korey Cunningham - Practice Squad Signing TE Austin Allen - Terminated (by Club) from Practice Squad
October 22	DL Ryder Anderson & S Landon Collins - Activated, from Practice Squad (Standard Elevation) OLB Quincy Roche - Free Agent Signing from NYG Practice Squad OLB Azeez Ojulari - Reserve/Injured
October 26	C Nick Gates - Activated, from Reserve/PUP T Matt Peart - Returned to Practice OLB Elerson Smith - Designated for Return/Returned to Practice CB Rodarius Williams - Designated for Return/Returned to Practice
October 27	WR Kadarius Toney - New York Giants Trades Selection Choice-Round 3, 2023 (Compensatory Selection) & Selection Choice-Round 6, 2023 - Kansas City Trades
October 29	TE Lawrence Cager & S Landon Collins - Activated, from Practice Squad (Standard Elevation) OLB Elerson Smith - Activated, from Reserve G Ben Bredeson - Reserve/Injured
November 2	WR Isaiah Hodgins - Claimed Off Waivers (BUF)
November 7	G Shane Lemieux - Designated for Return/Returned to Practice S Xavier McKinney - Reserve/Non-Football Injury DL Nick Williams - Reserve/Injured
November 8	DL Aaron Crawford - Practice Squad Signing CB Olaijah Griffin - Terminated (by Club) from Practice Squad DL Aaron Crawford - Terminated (by Club) from Practice Squad
November 9	DB Terrell Burgess - Practice Squad Exception
November 12	TE Lawrence Cager & DT Henry Mondeaux - Activated, from Practice Squad (Standard Elevation) T Matt Peart - Activated, from Reserve

November 14	T Devery Hamilton & DB Justin Layne - Waived, No Recall T Will Holden - Terminated (by Club) from Practice Squad CB Rodarius Williams - Activated, from Reserve DL Henry Mondeaux - Free Agent Signing from NYG Practice Squad
November 15	T Devery Hamilton - Practice Squad Signing DT Vernon Butler - Practice Squad Veteran Signing
November 19	TE Lawrence Cager - Activated, from Practice Squad (Standard Elevation) G Shane Lemieux - Activated, from Reserve
November 21	WR Wan'Dale Robinson - Reserve/Injured
November 22	TE Lawrence Cager - Free Agent Signing (from NYG Practice Squad) TE Nick Vannett - Practice Squad Veteran Signing
November 23	DB Terrell Burgess & T Korey Cunningham - Activated, from Practice Squad (Standard Elevation) T Devery Hamilton & DB Trenton Thompson - Free Agent Signing (from NYG Practice Squad) ILB Austin Calitro & OLB Quincy Roche - Waived, No Recall
November 25	T Devery Hamilton & DB Trenton Thompson - Waived, No Recall
November 28	G Ben Bredeson, S Tony Jefferson & OLB Azeez Ojulari - Designated for Return / Returned to Practice
November 29	WR Robert Foster - Terminated (by Club) from Practice Squad T Devery Hamilton & DB Trenton Thompson - Practice Squad OLB Quincy Roche - Practice Squad Exception
December 3	DT Vernon Butler & CB Zyon Gilbert - Activated, from Practice Squad (Standard Elevation) S Tony Jefferson & OLB Azeez Ojulari - Activated, from Reserve TE Nick Vannett - Free Agent Signing from NYG Practice Squad TE Tanner Hudson - Waived, No Recall
December 7	T Roy Mbaeteka - Practice Squad Signing
December 10	DL Ryder Anderson & CB Zyon Gilbert - Activated, from Practice Squad (Standard Elevation)
December 14	T Roy Mbaeteka - Terminated (by Club) from Practice Squad WR Jaydon Mickens - Practice Squad Signing
December 15	DL Ryder Anderson - Free Agent Signing from NYG Practice Squad DL Jack Heflin - Practice Squad Signing OLB Elerson Smith- Reserve/Injured
December 17	G Ben Bredeson - Activated, from Reserve S Landon Collins & QB Davis Webb - Activated, from Practice Squad (Standard Elevation) G Joshua Ezeudu - Reserve/Injured

December 20	ILB Tae Crowder - Waived
December 22	ILB Tae Crowder - Practice Squad Exception ILB Landon Collins - Free Agent Signing from NYG Practice Squad
December 28	LB Jarrad Davis - Free Agent Signing from DET Practice Squad G Shane Lemieux - Reserve/Injured G Wyatt Davis - Claimed Off Waivers from ARZ TE Chris Myarick - Waived, No Recall
December 29	S Xavier McKinney - Designated for Return / Returned to Practice TE Chris Myarick - Practice Squad Signing
December 31	CB Zyon Gilbert & TE Chris Myarick - Activated, from Practice Squad (Standard Elevation) S Xavier McKinney - Activated, from Reserve WR David Sills - Waived, No Recall
January 3	DT Jack Heflin - Terminated (by Club) from Practice Squad WR David Sills - Practice Squad Signing
January 6	DT Jack Heflin - Practice Squad Signing DT Vernon Butler - Terminted (by Club) from Practice Squad
January 7	QB Davis Webb & DT Jack Heflin - Activated, from Practice Squad (Standard Elevation)
January 10	DT Vernon Butler - Practice Squad Veteran DT Jack Heflin - Terminated (by Club) from Practice Squad
January 11	G Solomon Kindley - Reserve/Future Signing (From NYG Practice Squad) WR James Washington - Practice Squad Veteran Signing
January 14	RB Jashaun Corbin & WR Kalil Pimpleton - Activated, from Practice Squad (Standard Elevation)
January 20	CB Zyon Gilbert & WR Makai Polk - Activated, from Practice Squad (Standard Elevation)
January 22	DT Vernon Butler, RB Jashaun Corbin, T Korey Cunningham, CB Zyon Gilbert, T Devery Hamilton, WR Jaydon Mickens, TE Dre Miller, WR Kalil Pimpleton, WR Makai Polk, S Trenton Thompson - Reserve/Future Signings
January 23	TE Chris Myarick - Reserve/Future Signing
January 26	DB Terrell Burgess & WR David Sills - Reserve/Future Signing

BY GIANTS		BY OPPONENT
	PASSING	
510 yards, Eli Manning vs. Tampa Bay, Sep. 16, 2012	500 YARDS PASSING	505 yards, Drew Brees @ New Orleans, Nov. 1, 2015
40 att., Davis Webb @ Philadelphia, Jan. 8, 2023	40+ PASS ATTEMPTS	42 att., Sam Howell vs. Washington, Oct. 22, 2023
51 att., Daniel Jones vs. L.A. Rams, Oct. 17, 2021	50+ PASS ATTEMPTS	50 att., Carson Wentz @ Philadelphia, Dec. 9, 2019
402 yards, Daniel Jones @ New Orleans, Oct. 3, 2021	400 YARDS PASSING	405 yards, Dak Prescott @ Dallas, Sep. 8, 2019
321 yards, Daniel Jones @ Arizona, Sep. 17, 2023	300 YARDS PASSING	308 yards, Tua Tagovailoa @ Miami, Oct. 8, 2023
6 tds, Eli Manning: (2, 1, 2, 50, 9, 20) @ New Orleans, Nov. 1, 2015	SIX TOUCHDOWN PASSES	* Never Has Happened *
* Never Has Happened *	SEVEN TOUCHDOWN PASSES	7 tds, Drew Brees: (34, 26, 53, 2, 21, 20, 9) @ New Orleans, Nov. 1, 2015
5 tds, Daniel Jones @ Washington, Dec. 22, 2019	FIVE+ TOUCHDOWN PASSES	5 tds, Cam Newton vs. Carolina, Dec. 20, 2015
5 tds, Daniel Jones: (23, 33, 10, 9, 3) @ Washington, Dec. 22, 2019	FIVE TOUCHDOWN PASSES	5 tds, Cam Newton: (3, 37, 14, 20, 14) vs. Carolina, Dec. 20, 2015
4 tds, Daniel Jones: (5, 39, 61, 15) @ N.Y. Jets, Nov. 10, 2019	FOUR TOUCHDOWN PASSES	4 tds, Matthew Stafford: (15, 3, 25, 13) vs. L.A. Rams, Oct. 17, 2021
3 tds, Eli Manning: (3, 6, 11) @ Washington, Dec. 9, 2018	THREE TOUCHDOWN PASSES	3 tds, Kirk Cousins: (12, 15, 17) @ Minnesota, Dec. 24, 2022
2 ints, Xavier McKinney vs. Las Vegas, Nov. 7, 2021	TWO INTERCEPTION GAME	2 ints, Bobby McCain vs. Washington, Jan. 9, 2022
	RUSHING	
200 yards, Ahmad Bradshaw vs. Cleveland, Oct. 7, 2012	200+ YARDS RUSHING	206 yards, Jonathan Stewart vs. Carolina, Dec. 27, 2009
200 yards, Ahmad Bradshaw vs. Cleveland, Oct. 7, 2012	200 YARDS RUSHING	206 yards, Jonathan Stewart vs. Carolina, Dec. 27, 2009
152 yards, Saquon Barkley vs. Houston, Nov. 13, 2022	150-199 YARDS RUSHING	151 yards, De'Von Achane @ Miami, Oct. 8, 2023
152 yards, Saquon Barkley vs. Houston, Nov. 13, 2022	100 YARDS RUSHING	151 yards, De'Von Achane @ Miami, Oct. 8, 2023
110 yards/107 yards, Saquon Barkley/Daniel Jones @ Jacksonville, Oct. 23, 2022	100-149 YARDS RUSHING	106 yards, James Conner @ Arizona, Sep. 17, 2023
110 yards/107 yards, Saquon Barkley/Daniel Jones @ Jacksonville, Oct. 23, 2022	TWO 100-YARD RUSHERS	140 yards/107 yards, Marshawn Lynch/Russell Wilson @ Seattle, Nov. 9, 2014
Rodney Hampton vs. New Orleans, Sep. 24, 1995	FOUR TOUCHDOWNS RUSHING	4 tds, Marshawn Lynch: (1, 2, 3, 16) @ Seattle, Nov. 9, 2014
3 tds, Ahmad Bradshaw: (1, 1, 1) vs. Buffalo, Oct. 16, 2011	THREE TOUCHDOWNS RUSHING	3 tds, Jamaal Williams: (4, 1, 1) vs. Detroit, Nov. 20, 2022
2 tds, Daniel Jones: (18, 10) vs. Indianapolis, Jan. 1, 2023	TWO TOUCHDOWNS RUSHING	2 tds, Tony Pollard: (2, 1) vs. Dallas, Sep. 10, 2023
Ahmad Bradshaw: (4, 10)/Brandon Jacobs: (8, 28) vs. Washington, Dec. 5, 2010	TWO PLAYERS WITH TWO TD RUSHING	* Never Has Happened *
Daniel Bellinger: (2)/Saquon Barkley: (2)/Gary Brightwell: (2) @ Green Bay, Oct. 9, 2022	THREE PLAYERS WITH ONE TD RUSHING	Brandon Aiyuk: (19)/Jeff Wilson Jr.: (2)/Jerick McKinnon: (10) vs. San Francisco, Sep. 27, 2020
152 yards, Saquon Barkley vs. Houston, Nov. 13, 2022	150 YARDS RUSHING	151 yards, De'Von Achane @ Miami, Oct. 8, 2023
35 att., Saquon Barkley vs. Houston, Nov. 13, 2022	30+ RUSHING ATTEMPTS	33 att., Derrick Henry vs. Tennessee, Dec. 16, 2018
301 yards vs. Carolina, Dec. 21, 2008	300 YARDS RUSHING (TEAM)	350 yards @ Seattle, Nov. 9, 2014
217 yards vs. Indianapolis, Jan. 1, 2023	200 YARDS RUSHING (TEAM)	222 yards @ Miami, Oct. 8, 2023
	RECEIVING	
113 yards/100 yards, Evan Engram/Sterling Shepard @ Tampa Bay, Sep. 22, 2019	TWO 100-YARD RECEIVERS	133 yards/109 yards, Justin Jefferson/T.J. Hockenson @ Minnesota, Dec. 24, 2022
222 yards, Odell Beckham Jr. vs. Baltimore, Oct. 16, 2016	200 YARDS RECEIVING	241 yards, Gary Clark vs. Washington, Oct. 27, 1986
100 yards, Wan'Dale Robinson vs. Detroit, Nov. 20, 2022	100 YARDS RECEIVING	100 yards, Stefon Diggs @ Buffalo, Oct. 15, 2023
Earnest Gray at St. Louis (Cardinals), Sep. 7, 1980	FOUR TOUCHDOWN RECEPTIONS	4 tds, Joe Horn: (50, 13, 7, 18) @ New Orleans, Dec. 14, 2003
* Never Has Happened *	FIVE TOUCHDOWN RECEPTIONS	* Never Has Happened *
3 tds, Odell Beckham Jr.: (2, 1, 50) @ New Orleans, Nov. 1, 2015	THREE TOUCHDOWN RECEPTIONS	3 tds, Mike Evans: (21, 3, 20) @ Tampa Bay, Sep. 22, 2019
2 tds, Darius Slayton: (41, 7) vs. Pittsburgh, Sep. 14, 2020	TWO TOUCHDOWN RECEPTIONS	2 tds, T.J. Hockenson: (12, 15) @ Minnesota, Dec. 24, 2022

Darius Slayton: (5, 39)/Golden Tate III: (61, 15) @ N.Y. Jets, Nov. 10, 2019	TWO PLAYERS WITH TWO TD RECEPTIONS	Willie Snead: (34, 2)/Brandin Cooks: (26, 21) @ New Orleans, Nov. 1, 2015
189 yards, Kadarius Toney @ Dallas, Oct. 10, 2021	150 YARDS RECEIVING	181 yards, Tyreek Hill @ Miami, Oct. 8, 2023
10 , Sterling Shepard vs. L.A. Rams, Oct. 17, 2021	10 OR MORE RECEPTIONS	10 , Stefon Diggs @ Buffalo, Oct. 15, 2023
100 yards, Wan'Dale Robinson vs. Detroit, Nov. 20, 2022	100-149 YARDS RECEIVING	100 yards, Stefon Diggs @ Buffalo, Oct. 15, 2023
189 yards, Kadarius Toney @ Dallas, Oct. 10, 2021	150-199 YARDS RECEIVING	181 yards, Tyreek Hill @ Miami, Oct. 8, 2023
222 yards, Odell Beckham Jr. vs. Baltimore, Oct. 16, 2016	200-299 YARDS RECEIVING	* Never Has Happened *
	DEFENSE	
102 yards, Jason Pinnock @ Miami, Oct. 8, 2023	INTERCEPTED PASS RETURNED FOR A TOUCHDOWN	97 yards, Devon Witherspoon vs. Seattle, Oct. 2, 2023
1 yards, Kayvon Thibodeaux @ Washington, Dec. 18, 2022	FUMBLE RETURNED FOR A TOUCHDOWN	29 yards, Anthony Brown @ Dallas, Oct. 11, 2020
Sam Darnold intentional grounding in end zone, vs. Carolina, Oct. 24, 2021	SAFETY SCORED	Devontae Booker tackled in end zone by Angelo Blackson, @ Chicago, Jan. 2, 2022
@ Tampa Bay, Sep. 27, 2009	SHUTOUT	vs. Dallas, Sep. 10, 2023
6.0 sk, Osi Umenyiora vs. Philadelphia, Sep. 30, 2007	FIVE+ SACK GAME	5.0 sk, Haason Reddick vs. Arizona, Dec. 13, 2020
6.0 sk, Osi Umenyiora vs. Philadelphia, Sep. 30, 2007	SIX+ SACK GAME	* Never Has Happened *
* Never Has Happened *	FIVE SACK GAME	5.0 sk, Haason Reddick vs. Arizona, Dec. 13, 2020
4.0 sk, Justin Tuck @ Washington, Dec. 1, 2013	FOUR SACK GAME	4.0 sk, Chandler Jones vs. Arizona, Oct. 20, 2019
3.0 sk, Leonard Williams vs. Dallas, Jan. 3, 2021	THREE SACK GAME	3.0 sk, Brandon Graham vs. Philadelphia, Dec. 11, 2022
2.0 sk, Dexter Lawrence II vs. Washington, Oct. 22, 2023	TWO SACK GAME	2.0 sk, Chase Young vs. Washington, Oct. 22, 2023
2 fr, Trevin Wade @ Tampa Bay, Nov. 8, 2015	TWO OPPONENT FUMBLE RECOVERIES	* Never Has Happened *
102t yards, Jason Pinnock @ Miami, Oct. 8, 2023	70+ YARD INTERCEPTION RETURN	97t yards, Devon Witherspoon vs. Seattle, Oct. 2, 2023
2 ints, Xavier McKinney vs. Las Vegas, Nov. 7, 2021	TWO INTERCEPTIONS	2 ints, Bobby McCain vs. Washington, Jan. 9, 2022
* Never Has Happened *	THREE INTERCEPTIONS	3 ints, Darren Sharper vs. Minnesota, Nov. 13, 2005
4 to @ Chicago, Jan. 2, 2022	FORCED FOUR TURNOVERS	4 to vs. Philadelphia, Nov. 28, 2021
5 to vs. San Francisco, Nov. 16, 2014	FORCED FIVE+ TURNOVERS	5 to @ Washington, Nov. 8, 2020
2 to vs. Washington, Oct. 22, 2023	AT LEAST ONE TURNOVER	1 to vs. Washington, Oct. 22, 2023
3 to @ Miami, Oct. 8, 2023	FORCED THREE+ TURNOVERS	3 to vs. Seattle, Oct. 2, 2023
	SPECIAL TEAMS	
100 yards, Dwayne Harris vs. Dallas, Oct. 25, 2015	KICKOFF RETURNED FOR A TOUCHDOWN	103 yards, Brandon Wilson @ Cincinnati, Nov. 29, 2020
80 yards, Dwayne Harris vs. N.Y. Jets, Dec. 6, 2015	PUNT RETURNED FOR A TOUCHDOWN	88 yards, Jamal Agnew vs. Detroit, Sep. 18, 2017
Janoris Jenkins [Johnathan Hankins blocked] vs. New Orleans, Sep. 18, 2016	BLOCKED FIELD GOAL RETURNED FOR A TOUCHDOWN	Juanyeh Thomas vs. Dallas, Sep. 10, 2023
in endzone, Eli Penny [blocked by Michael Thomas] vs. Arizona, Oct. 20, 2019	BLOCKED PUNT RETURNED FOR A TOUCHDOWN	6 yards, Chase Winovich @ New England, Oct. 10, 2019
51 yards, Graham Gano @ Miami, Oct. 8, 2023	MADE FIELD GOAL OF 50 YARDS OR LONGER	54 yards, Jake Elliott @ Philadelphia, Jan. 8, 2023
Kerry Wynn @ Denver, Oct. 15, 2017	BLOCKED FIELD GOAL	Adam Gotsis @ Denver, Oct. 15, 2017
Jamie Gillan @ Minnesota, Dec. 24, 2022	BLOCKED PUNT	Arryn Siposs vs. Philadelphia, Dec. 11, 2022
22-yard TD pass, Jeff Hostetler to Carl Banks, at Philadelphia, Oct. 8, 1989	FAKE FIELD GOAL ATTEMPT	Shaun Suisham, vs. Pittsburgh, Nov. 4, 2012
Graham Gano vs. Detroit, Nov. 20, 2022	MISSED POINT AFTER TOUCHDOWN ATTEMPT	Brandon Aubrey vs. Dallas, Sep. 10, 2023
Riley Patterson [Nick McCloud blocked] @ Jacksonville, Oct. 23, 2022	POINT AFTER TOUCHDOWN ATTEMPT BLOCKED	Graham Gano [John Cominsky blocked] vs. Detroit, Nov. 20, 2022
Keion Crossen @ L.A. Chargers, Dec. 12, 2021	SUCCESSFUL ONSIDE KICK	Daniel Brown vs. Chicago, Dec. 2, 2018
5 fg, Graham Gano: (23, 47, 52, 55, 35) @ Washington, Sep. 16, 2021	FIVE FIELD GOALS	5 fg, Jake Elliott: (32, 52, 39, 54, 22) @ Philadelphia, Jan. 8, 2023
* Never Has Happened *	SIX FIELD GOALS	7 fg, Billy Cundiff: (37, 49, 42, 21, 36, 52, 25) vs. Dallas, Sep. 15, 2003
51 yards, Graham Gano @ Miami, Oct. 8, 2023	50-59 YARD FIELD GOAL	54 yards, Jake Elliott @ Philadelphia, Jan. 8, 2023
	TEAM/MISCELLANEOUS	
604 yards vs. Tampa Bay, Sep. 16, 2022	600 TOTAL YARDS OF OFFENSE	608 yards @ New Orleans, Nov. 1, 2015

552 yards @ Washington, Dec. 22, 2019	500 TOTAL YARDS OF OFFENSE	524 yards @ Miami, Oct. 8, 2023
439 yards @ Arizona, Sep. 17, 2023	400 TOTAL YARDS OF OFFENSE	441 yards @ San Francisco, Sep. 21, 2023
vs. Dallas, Oct. 25, 2015	TOUCHDOWN ON OFFENSE, DEFENSE AND SPECIAL TEAMS	vs. Dallas, Sep. 10, 2023
Daniel Jones @ Minnesota, Dec. 24, 2022	MADE TWO-POINT CONVERSION	Joshua Dobbs @ Arizona, Sep. 17, 2023
Daniel Jones @ San Francisco, Sep. 21, 2023	FAILED TWO-POINT CONVERSION	Taylor Heinicke vs. Washington, Jan. 9, 2022
52 vs. New Orleans, Dec. 9, 2012	50 POINTS	51 vs. L.A. Rams, Nov. 5, 2017
@ New Orleans, Oct. 3, 2021	OVERTIME WIN	@ Philadelphia, Dec. 9, 2019
vs. Washington, Dec. 4, 2022	OVERTIME TIE	vs. Washington, Dec. 4, 2022
Giants 0 vs. Washington 6 , Jan. 9, 2022	SCORELESS FIRST HALF	Philadelphia 0 vs. Giants 3 , Nov. 28, 2021
Giants 0 at Chicago 7 , Jan. 2, 2022	SCORELESS SECOND HALF	Giants 20 vs. Carolina 0 , Oct. 24, 2021
@ Tampa Bay, Sep. 27, 2009	SHUTOUT ON THE ROAD	@ Arizona, Dec. 24, 2017
vs. Chicago, Dec. 2, 2018	OVERTIME WIN AT HOME	vs. N.Y. Jets, Dec. 6, 2015
0 to @ Buffalo, Oct. 15, 2023	NO TURNOVERS	0 to vs. Seattle, Oct. 2, 2023
vs. Indianapolis, Jan. 1, 2023	NO SACKS/NO INTERCEPTIONS ALLOWED	@ Arizona, Sep. 17, 2023
31 (second half) @ Arizona, Sep. 17, 2023	30 ONE-HALF POINTS	31 (second half) @ Philadelphia, Dec. 26, 2021

LAST TIME IT HAPPENED - SEASON

OFFENSE	
1,000 YARD RUSHER	Saquon Barkley, 2019, 1,003 yards
300 RUSHING ATTEMPTS	Tiki Barber, 2006, 327 attempts
5 100-YARD RUSHING GAMES	Saquon Barkley, 2018, (7)
10 RUSHING TDS	Saquon Barkley, 2018, 11 touchdowns
600 PASS ATTEMPTS	Eli Manning, 2015, 618 attempts
500 PASS ATTEMPTS	Eli Manning, 2018, 576 attempts
300 PASS COMPLETIONS	Eli Manning, 2018, 380 completions
4,000 YARDS PASSING	Eli Manning, 2018, 4,299 yards
5 GAMES WITH 300 YARDS	Daniel Jones, 2019, (5)
30 TOUCHDOWN PASSES	Eli Manning, 2015, 35 touchdowns
MOST CONSECUTIVE GAMES WITH A TD PASS	Daniel Jones, 2019, (12)
100 RECEPTIONS	Odell Beckham Jr., 2016, 101 receptions
1,000 RECEIVING YARDS	Odell Beckham Jr., 2018, 1,052 yards
10 RECEIVING TDS	Odell Beckham Jr., 2016, 10 touchdowns
DEFENSE	
10 INTERCEPTIONS	Willie Williams, 1968, 11 interceptions
2 DEFENSIVE TDS	Alec Ogletree, 2018, 2 touchdowns
5 FORCED FUMBLES	Osi Umenyiora, 2010, 10 forced fumbles & Justin Tuck, 2010, 6 forced fumbles
10+ SACKS	Leonard Williams, 2020, 11.5 sacks
SPECIAL TEAMS	
50 KICKOFF RETURNS	David Wilson, 2012, 57 returns
30-YARD AVG. KICKOFF RETURN	John Counts, 1962, 30.2 yard average
1,000 KICKOFF RETURN YARDS	David Wilson, 2012, 1,533 yards
2 KICKOFF RETURN TDS	Never Happened
50 PUNT RETURNS	Phil McConkey, 1985, 53 returns
500 PUNT RETURN YARDS	Tiki Barber, 1999, 506 yards
15-YARD PUNT RETURN AVG	Amani Toomer, 1996, 16.6 yard average
2 PUNT RETURNS FOR TD	Amani Toomer, 1996, 2 touchdowns


ny
GIANTS
HISTORY

YEAR-BY-YEAR HISTORY OF THE NEW YORK GIANTS



WHY GIANTS? HOW THE NEW YORK FOOTBALL GIANTS GOT ITS NAME

Owner Tim Mara "borrowed" the Giants' name from the city's Major League Baseball team of the same name. This was not unusual among early day pro football franchises. At one time or another there were NFL franchises named the New York Yankees, Brooklyn Dodgers, Cleveland Indians, Cincinnati Reds, and Detroit Tigers.

1925

Tim Mara purchased a National Football League franchise for New York for $500. Bob Folwell was named head coach and all-time great Jim Thorpe was signed. Thorpe was later released by the team after the third game of the season. The Giants played their first game at the Polo Grounds, losing to the Frankford Yellow Jackets, 14-0. Later that season, more than 70,000 jammed the Polo Grounds to see the Giants play Red Grange and the Chicago Bears. The Giants went 8-4 in their first season.

1926

Bob Folwell left and was replaced by Dr. Joseph Alexander as head coach. Despite an 8-4-1 record in 1926, Tim Mara lost $40,000. After the season concluded, the seventh place Giants faced the American Football League champion Philadelphia Quakers. The Giants won convincingly, 31-0.

1927

Earl Potteiger replaced Dr. Joseph Alexander in 1927 and the Giants won their first title with an 11-1-1 record. (Note: until the NFL's playoff system was established in 1933, the team with the league's best record was awarded the championship title.) In the 13-game season the Giants defense posted ten shutouts and allowed only 20 points all year.

1928

After a dismal 4-7-2 season in 1928, Tim Mara decided it was best to clean house. Head coach Earl Potteiger and eighteen players were not asked to return for the following season. Tackle Steve Owen would be the only returning starter from that season. It still ranks as one of the most massive turnovers in football history.

1929

Before the season began, Tim Mara purchased a struggling Detroit Wolverines franchise in order to obtain the rights to quarterback Benny Friedman and the best of the Detroit players for the Giants. LeRoy Andrews became the new head coach. The 13-1-1 Giants averaged 25,000 fans, turned a small profit and narrowly lost the NFL title to the Green Bay Packers, who finished 12-0-1.

1930

For the second consecutive season the Green Bay Packers edged out the Giants for the title. Ownership of the club was turned over to Jack and Wellington Mara, the two sons of the founder. On December 14, the Giants played a team of former Notre Dame All-Stars coached by the legendary Knute Rockne. Fifty-five thousand fans turned out at the Polo Grounds to see the Giants win the contest, 22-0. The proceeds of $115,153 went to the New York Unemployment Fund to help those suffering due to the Great Depression.

1931

After an All-American season at Washington State, center Mel Hein wrote to three NFL teams offering his service. The Giants bid the most at $150 per game and Hein was signed to a contract. Former tackle Steve Owen was named head coach. The Giants finished in 5th place with a 7-6-1 record.

1932

Considered a rebuilding year, the Giants finished the season with a 4-6-2 record. On November 20, the Giants faced the defending champion Green Bay Packers. Expected to be an easy win for the undefeated Packers, 8-0-1 at the time, the Giants displayed promise for the future with a hard- fought, 6-0, victory. End Ray Flaherty became the NFL's first official pass-reception champion with 21 catches.



1933
The Giants won the Eastern Division of the newly-divided NFL with an impressive 11-3 record. 1933 was also the year the NFL established a new playoff system and in the league's first championship game, the Giants lost to the Western Division champion Chicago Bears, 23-21, at Wrigley Field in Chicago.

1934
In what is now known as the "Sneakers Game," the Giants defeated the Chicago Bears 30-13 for the NFL title. Trailing 13-3 in the third quarter, some of the Giants players changed into basketball shoes to increase traction on the icy Polo Grounds turf. The Giants responded with a 27-point fourth quarter to capture the championship.

1935
After beginning the season with a 4-3 record, the Giants rolled off five consecutive victories, shutting out their opponents four times, and finished with a 9-3 record and first place in the Eastern Division. The Giants advanced to their third straight NFL championship game, but lost to the Detroit Lions, 26-7, at Detroit .

1936
The initial NFL draft was held in 1936, and the Giants first pick was Art Lewis, a tackle from Ohio University. The Giants finished with a 5-6-1 record, marking only the third time in the team's twelve-year history that it did not have a winning record.

1937
Seventeen rookies helped make up the 25-man roster in 1937, a season that also marked the debut of the now-familiar blue jerseys. The Giants lost to the Washington Redskins on the last day of the season and finished as a runner-up in the Eastern Division with a 6-3-2 record.

1938
A 23-17 victory over the Green Bay Packers produced the Giants third NFL title. A crowd of 48,120 fans attended the title game at the Polo Grounds in New York, a playoff record at the time. With the victory, the Giants earned the distinction of being the first NFL team to win two championship games.

1939
On January 15, the Giants defeated the Pro All-Stars, 13-10, in the first Pro Bowl held at Wrigley Field, Chicago. During the 1939 season, in front of 32,279 fans at Milwaukee State Fair Park, the Green Bay Packers avenged the 1938 loss with a 27-0 drubbing of the Giants in the NFL title game.

1940
The Giants finished third in the East with a 6-4-1 record. Midway through the season, leading rusher Tuffy Leemans was lost for the year with a back injury. Center Mel Hein was the only Giant to win All-Pro honors, accomplishing the feat for the 10th year in a row.

1941
With just 50 seconds to go in the 1941 Eastern Division championship game, the Washington Redskins held a 13-10 lead, but the Giants scored a field goal and a touchdown to win, 20-13, and advance to the NFL title game. In the wake of Pearl Harbor, only 13,341 spectators turned out to see Chicago top the Giants in the title game, 37-9.

1942
After losing many players to the service, the Giants finished with a 5-5-1 record and in third place in the Eastern Division. The Giants recorded a memorable victory in the season opener, defeating the Washington Redskins, 14-7, although they didn't have a first down, gained only one yard rushing and completed just one pass. That pass happened to go for a touchdown. The Giants also scored on an intercepted return and handed the Redskins their only defeat in their championship season.

1943
With the league down to just nine teams due to World War II, the Giants overcame a 2-2-1 start to finish with a 6-3-1 record. The Giants advanced to the Eastern Division championship game where they dropped a 28-0 decision to the Washington Redskins.

1944
Luring quarterback Arnie Herber and back Ken Strong out of retirement, the Giants scored five shutouts en route to the Eastern Division title, but lost the NFL championship game at the Polo Grounds in New York to the Green Bay Packers, 14-7.

1945
The War ended in 1945, but the Giants finished with their worst record to date. The Giants started the year off with a 34-6 win at Pittsburgh, but everything seemed to collapse after the opener. The Giants 3-6-1 record was only one game better than the last place Pittsburgh Steelers.

1946
Quarterback Frankie Filchock, an understudy to Sammy Baugh at Washington, signed with the Giants for a reported $35,000. Filchock and teammate, back Merle Hapes, were questioned about an attempt by a New York man to fix the championship game with the Chicago Bears. Hapes was suspended indefinitely for the alleged gambling involvement, but Filchock was allowed to continue playing. The Giants went on to lose the title game to Chicago, 24-14.

1947
The Giants went from the title game in 1946 to the cellar, finishing with a 2-8-2 record, including a seven-game losing streak. Halfback Frank Reagan tied for the league lead with ten interceptions for 203 yards. Reagan also tied for the league's punting championship with 61 kicks for a 42.8 average.

1948
The Giants renovation was accelerated in 1948 when they acquired quarterback Charlie Conerly from the Washington Redskins. The franchise reached another milestone in its illustrious exis-

tence, but it had nothing to do with their 4-8 record. That season, the Giants signed their first black player, defensive back Emlen Tunnell.

1949
Giants head coach Steve Owen switched from the "A" formation to the "T," which helped the Giants improve to a 6-6 record. Allie Sherman was hired to work with quarterback Charlie Conerly. The Giants shared the Polo Grounds with another NFL team, the New York Bulldogs.

1950
The Giants and New York Bulldogs divided the players of the former All-American Football Conference Yankees. The Giants received a young defensive back from Texas, Tom Landry, and a defensive tackle from Washington, Arnie Weinmeister. The Giants finished with a surprising 10-2 record and tied for first place with the Cleveland Browns, their first season above .500 since the Eastern Division championship season of 1946. The Browns defeated the Giants, 8-3, in the American Conference playoff game.

1951
End Kyle Rote of Southern Methodist was the Giants bonus pick in the draft, but he was injured in the preseason and saw little action. The Giants finished in second place with a 9-2-1 record, behind the only team they would lose to all season, the Cleveland Browns. Fullback Eddie Price led the NFL in rushing with 971 yards.

1952
Tailback Frank Gifford of USC was drafted number one. Playing in his fifth year, Emlen Tunnell gained more yardage on kick returns and interceptions (924) than the league's leading rusher, Dan Towler (894), of the Los Angeles Rams.

1953
Tackle Roosevelt "Rosie" Brown Jr. of Morgan State, a future Hall of Famer, was the Giants 27th pick in the 1953 NFL draft. Steve Owen retired at the end of the season after 23 years as the Giants head coach. Owen was asked to keep his affiliation with the Giants as a scout in the personnel department, a position he held for one year.

1954
Former Giants end Jim Lee Howell was promoted from end coach to head coach. The Canadian Football League began a series of raids on NFL teams, signing Giants three-time Pro-Bowl defensive tackle Arnie Weinmeister, among others. In an effort to save the Giants and the NFL, Wellington Mara went out and signed the best player in the CFL, Montreal Alouettes halfback Alex Webster.

1955
On August 28, the sudden-death rule was used for the first time in a preseason game between the Giants and the Los Angeles Rams in Portland, Oregon. The Rams won, 23-17, three minutes into overtime. After opening with three straight losses, the Giants got their act together and finished with a 6-5-1 record.

1956
Defensive end Andy Robustelli was obtained from the Los Angeles Rams. The Giants switched their home games from the Polo Grounds to Yankee Stadium. A 47-7 rout of the Chicago Bears produced New York's first NFL championship since 1938. Linebacker Sam Huff, who was originally drafted as an offensive lineman but was switched to MLB when Ray Beck went down with an injury, was voted Rookie of the Year. Frank Gifford was named NFL Player of the Year and tackle Rosie Brown was named the NFL's Lineman of the Year.


AP Photo/John Rooney

1957
The Giants were still in the running for the title in 1957 until they dropped their final three games. For the second straight season Frank Gifford finished in the top ten in both receiving (fourth) and rushing (tenth), with 588 yards receiving and 528 yards rushing. Gifford also completed four of six passes for 143 yards and two touchdowns.

1958
After completing the season at 9-3, the Giants faced a Cleveland Browns team led by running back Jim Brown in the Eastern Conference playoff game. Brown, who had gained an NFL-record 1,527 yards rushing, was held to just eight yards by the stingy New York defense as the Giants prevailed, 10-0. Advancing to the title game, the Giants lost to the Baltimore Colts, 23-17, in the first sudden death overtime in an NFL championship game. That game has been referred to as, "The Greatest Game Ever Played."

1959
On February 4, assistant offensive coach Vince Lombardi left to join the Green Bay Packers as their new head coach. On February 17, Giants co-founder Tim Mara died. The Baltimore Colts exploded for 24 points in the fourth quarter to defeat New York in the NFL title game for the second straight year.

1960
In February, defensive coach Tom Landry left the team to become the first ever head coach of the expansion Dallas Cowboys. The Giants finished an injury-plagued 1960 season with a 6-4-2 record. Head coach Jim Lee Howell announced his retirement at the end of the season.

1961
The NY logo was added to the helmets for the 1961 season. Allie Sherman replaced the retired Jim Lee Howell as head coach. The Giants obtained quarterback Y.A. Tittle (San Francisco) and end Del Shofner (Los Angeles) in trades. Back Alex Webster gained 928 yards to help the Giants reach the NFL title game. With the league championship on the line, the Giants were no match for the Green Bay Packers, losing 37-0.



1962
Back Frank Gifford, who returned to the team from retirement, quarterback Y.A. Tittle, end Del Shofner and back Alex Webster led the Giants into the NFL title game against the Green Bay Packers. Held in Yankee Stadium, 64,892 fans watched as Green Bay prevailed, 16-7. Defensive end Andy Robustelli was named the NFL's top player.

1963
Quarterback Y.A. Tittle threw 36 touchdown passes and kicker Don Chandler led the league with 106 points (52-pat, 18-fg) in scoring as the Giants romped to their third straight conference title. Halfback Dick Lynch tied for the league lead with nine interceptions for 251 return yards and a record-setting three touchdowns. With Tittle injured in the second quarter, New York lost yet another bid for the league championship, dropping a 14-10 decision to the Chicago Bears.

1964
Defensive end Andy Robustelli ended his long playing career with the Giants and became a full-time defensive coach. For the first time in 17 years, the Giants finished in last place in their conference with a 2-10-2 record. Backs Alex Webster and Frank Gifford announced their retirement at the end of the season.

1965
Quarterback Y.A. Tittle announced his retirement on January 22 at Mamma Leone's restaurant in New York City. Offensive lineman Jack Stroud also retired. On June 15, Jack Mara died after serving as team president for thirty-one years. The Giants rebounded with a 7-7 record, good enough for second place in the Eastern Conference.

1966
Before the season began, tackle Rosie Brown retired after 13 years of service to the team. The Giants had their worst season to date, finishing with a 1-12-1 record. They allowed a then NFL-record 501 points. Kicker Pete Gogolak became the first American Football League player to cross to the NFL.

1967
On March 7, the Giants announced the acquisition of quarterback Fran Tarkenton from the Minnesota Vikings. To get Tarkenton, the Giants gave up their first and second-round picks in 1967, number one pick in 1968, and second-round pick in 1969. Tarkenton's 29 touchdown passes led the Giants to a 7-7 record and a second place finish in the newly named Century Division of the Eastern Conference.

1968
Opening the season with four straight wins and concluding it with four consecutive losses, the Giants finished with a 7-7 record in Allie Sherman's last season as head coach. End Homer Jones became only the second Giant, behind end Del Shofner, to record 1,000 receiving yards or more in three successive seasons.

1969
The Giants lost, 37-14, to the New York Jets in the first of the annual preseason meetings. Former back Alex Webster replaced Allie Sherman as head coach. After losing seven games in a row, the Giants finished with three straight victories to capture second place in the Century Division with a 6-8 record.

1970
After losing their first three games, the Giants won six in a row, including an upset win over the first place Dallas Cowboys, 23-20. Heading into the final game of the season, the Giants were still in a position to make the playoffs, but they lost a home game against the Los Angeles Rams, 31-3, and were left out of the postseason with a 9-5 record. Running back Ron Johnson became the Giants first 1,000-yard rusher, totaling 1,027 yards.

1971
After a disappointing 4-10 finish in 1971, quarterback Fran Tarkenton asked for a trade. The Giants obliged and traded him back to the Minnesota Vikings for quarterback Norm Snead, two additional players and draft choices. Bob Tucker became the first tight end in Giants history to lead the league in receptions with 59 catches.

1972
Quarterback Norm Snead, obtained in the Fran Tarkenton trade, led the league in passing and the Giants finished above .500 for only the second time in nine years with an 8-6 record. On November 26, the Giants offense scored eight touchdowns against the Philadelphia Eagles, setting a Giants all time one-game scoring record. Kicker Pete Gogolak added a pair of field goals to bring the final score to 62-10.

1973
Prior to the final game of the season, head coach Alex Webster announced his retirement. New York lost the game 31-7 to the Minnesota Vikings to close out the year at 2-11-1. After two games at Yankee Stadium, the Giants played the rest of their home games at the Yale Bowl in New Haven, Connecticut.

1974
Bill Arnsparger was named the Giants ninth head coach. Quarterback Norm Snead was traded to the San Francisco 49ers. In addition, quarterback Craig Morton was obtained from the Dallas Cowboys. For the second straight season, the Giants won only two games and finished in fifth place in the NFC East with a 2-12 record.

1975

The Giants finished in fourth place in the NFC East with a 5-9 record. The team played all of its home games at Shea Stadium while they waited for Giants Stadium to open. DE George Martin made the team as an 11th round draft choice out of Oregon.



1976

Larry Csonka, the former Miami running back who had played in the World Football League, signed as a free agent. Snead was reacquired from San Francisco. The Giants moved to Giants Stadium in East Rutherford, New Jersey. Arnsparger was fired in midseason and replaced by assistant coach John McVay, who signed a long-term contract following the 3-11 season.

1977

Morton was traded to Denver. The Giants improved to a 5-9 record. McVay went with Joe Pisarcik and Jerry Golsteyn at quarterback. Csonka rushed for 100 yards on the last day of the season and finished the year with 464 yards.

1978

The Giants had a 5-3 record at the halfway point of the season but lost seven of its final eight games and finished 6-10. Punter Dave Jennings and linebackers Harry Carson and Brad Van Pelt were named to the NFC Pro Bowl team. McVay was fired in late December. Robustelli, who had been the Giants' director of operations since 1974, resigned. George Young was named general manager in January, 1979. He announced the appointment of San Diego Chargers assistant Ray Perkins as head coach.

1979

Before the season began, tragedy struck as defensive tackle Troy Archer was killed in a traffic accident on June 22. Rookie Phil Simms, a first round choice, took over at quarterback. But the Giants had another 6-10 record. Dave Jennings led the NFC with a 42.7-yard punting average.

1980

A porous defense allowed opponents to score 425 points, the second-highest total in the NFL. The Giants fell to 4-12. A highlight was a 38-35 defeat of Dallas that ended an eight-game losing streak. Dave Jennings led NFL punters with a 44.8-yard average.

1981

With the second selection in the draft. New York chose Lawrence Taylor, a linebacker from North Carolina. The Giants started slowly, going 2-3, before obtaining running back Rob Carpenter from Houston. Carpenter sparked a three-game winning streak. The Giants lost three straight to drop to 5-6. Second-year quarterback Scott Brunner replaced an injured Phil Simms and the team responded with four victories in the final five weeks, including a 13-10 overtime defeat of Dallas in the season finale that sent them into the playoffs. On December 27, the Giants defeated the Eagles 27-21 in the NFC wild card game. The season ended for New York on January 3 when it was defeated by the 49ers 38-24 in a divisional playoff game.



1982

A wild and turbulent year in which the NFL players' strike shortened the season to just nine games. The final game played before the strike pitted the Giants and Packers on a Monday night from Giants Stadium in which a power failure caused a blackout during the game. Rob Carpenter was a holdout until late November, returning to play in just the final five games. On December 15, head coach Ray Perkins resigned to accept the head coaching job at Alabama, with defensive coordinator Bill Parcells being named to replace him in 1983. The Giants then lost two straight after the Perkins' announcement, and missed the playoffs on the final day of the season with a 4-5 record. Despite the adversity, four Giants – Lawrence Taylor, Harry Carson, Mark Haynes and Dave Jennings – were named to the Pro Bowl.

1983

After breaking even in their first four games for a 2-2 record, the Giants were decimated by injuries during the rest of the year, with a total of 25 players appearing on the injured reserve list at one time or another. With players such as Harry Carson, Phil Simms and Rob Carpenter missing most of the season, and with the club leading the entire NFL in turnovers with 58 on 31 interceptions and 27 lost fumbles, the record tumbled to 3-12-1. The year was also marred by the tragic deaths of assistant coach Bob Ledbetter and former star running back Doug Kotar. Four players were nonetheless named to the Pro Bowl again—Lawrence Taylor, Harry Carson, Mark Haynes and rookie place-kicker Ali Haji-Sheikh who set an NFL record with 35 field goals.

1984
With Phil Simms enjoying his first full season at quarterback, the Giants earned the NFC Wild Card playoff berth, finishing with a 9-7 mark and second place in the NFC East. Simms set three single-season club records with 286 completions in 533 attempts for 4,044 yards. The Giants knocked off the Los Angeles Rams 16-13 in that wild card game, then bowed to the eventual Super Bowl champion San Francisco 49ers 21-10 in the divisional playoff. Taylor, Carson and Haynes were again named to the Pro Bowl, while head coach Bill Parcells was named NFC East Coach of the Year and five rookies—Karl Nelson, Gary Reasons, Carl Banks, Perry Williams and Bobby Johnson–were named to the All-NFL Rookie team.

1985
With a final 10-6 mark, the Giants put back-to-back winning seasons on the board for the first time in 22 years, won another trip to the playoffs and had their first home playoff game since 1962, winning 17-3 over the defending Super Bowl champion 49ers. Again, the club lost in the divisional playoffs to the eventual Super Bowl champion team, the Chicago Bears, 21-0. Five players Lawrence Taylor, Harry Carson, Phil Simms, Joe Morris and Leonard Marshall were named to the Pro Bowl. There were 12 team records set by this club, and 16 individual club records. Morris set team records with 1,336 rushing yards and 21 touchdowns. Simms set club marks with 40 completions and 513 passing yards in a game. Marshall added another club mark with 15 1/2 QB sacks in a season, while rookie TE Mark Bavaro, an All-NFL Rookie team choice set a club mark with 12 receptions in one game.

1986
The club's first Super Bowl championship, an all-time final record of 17-2, as well as a club record 12 straight victories, made this year the greatest in team history. The Giants also set a record for all-time composite margin of victory in the playoffs, outscoring three opponents 105-23, for an 82-point domination, the most ever in NFL playoff history. Phil Simms was the MVP of the 39-20 Super Bowl victory over Denver after completing a playoff record 88% of his passes (22-25). Lawrence Taylor was named the league's MVP, Joe Morris broke his own club rushing record with 1,516 yards, and eight players—Taylor, Morris, Harry Carson, Leonard Marshall, Jim Burt, Brad Benson, Mark Bavaro and Sean Landeta, were named to the Pro Bowl. Coach Bill Parcells was a unanimous NFL Coach of the Year in all the national polls, the Giants were 10-0 at home, including regular season and the two playoff games, and the team set attendance records at home and on the road.

1987
After winning the Super Bowl, the Giants dropped to a 6-9 record, thanks to an 0-5 start in a season that included a players strike and three games with replacement players. In addition, injuries sidelined 11 starters. While the Giants finished with six wins in its final ten games, it was a case of too little, too late. Despite the final record, four players—Lawrence Taylor, Carl Banks, Harry Carson and Mark Bavaro—were selected to the Pro Bowl and all four also were named to various All-NFL teams.

1988
The Giants bounced back and after splitting the first six games, engineered a 7-2 run which had them all alone in first-place in the NFC East with a 10-5 record heading into the final weekend of the season. But an upset loss to the Jets not only knocked the Giants out of first-place, but also cost them a playoff berth. The Giants 10-6 record gave them a five-year mark of 54-32 (.628), including postseason play. Those 54 victories were the most in club history for any five-year span. Joe Morris set a club record with his third 1,000-plus rushing season and Lionel Manuel had his first 1,000-yard receiving year. Morris also surpassed Alex Webster as the Giants' career rushing leader, moving past the 5,000-yard plateau. Lawrence Taylor was named to his eighth straight Pro Bowl and All-NFL designation and safety Terry Kinard was selected for his first Pro Bowl appearance.



1989
Despite the loss of several starters due to injuries, the Giants won their second NFC East championship in four years with a 12-4 record. Ottis Anderson rushed for 1,023 yards at the age of 32 as the replacement for the injured Joe Morris and rookie David Meggett set club marks with 582 punt return yards and a 12.7 average, while also accounting for 1,807 all-purpose yards. Linebacker Lawrence Taylor equaled an NFL record by being named to his ninth consecutive Pro Bowl, and also ran his league record sack total to 104. Meggett also went to the Pro Bowl and scored a touchdown.

1990
The Giants started the season by winning their first ten games, and eventually won the division with a 13-3 record despite losing Phil Simms late in the year. With Jeff Hostetler at the helm, the club surged through the playoffs to win their second Super Bowl title with a stirring 20-19 win over the Buffalo Bills. Seven Giant players were named to the Pro Bowl, including Lawrence Taylor for a record-setting 10th straight year. Veteran running back Ottis Anderson won Super Bowl MVP honors after rushing for 102 yards. At season's end, the Mara family's sole ownership ended when Tim Mara sold his 50% share of the club to Preston Robert Tisch, who became Chairman and Co-Chief Executive Officer. In May, 1991, head coach Bill Parcells resigned after a career mark of 85-52-1 and was succeeded by offensive coordinator Ray Handley.

1991
In Ray Handley's first year as head coach, the Giants were in contention for another playoff spot late in the year with a 7-5 record, then dropped three straight to finish at 8-8 and out of the playoffs. Jeff Hostetler became the starting quarterback, but was injured late in the season and Phil Simms finished the campaign. Simms added his 15th club record when he passed Charlie Conerly for career TD passes with 179. Rodney Hampton became the fourth back in club history to rush for 1,000 yards when he finished the year with 1,059. Center Bart Oates was named to his second consecutive Pro Bowl.

1992

Ray Handley's team struggled through a 6–10 season as injuries to key players hurt the team. Phil Simms regained his starting quarterback spot, but was limited to starting the first four games before an elbow injury forced him to miss the rest of the season. Before his injury, Simms became just the 14th player in NFL history to surpass 30,000 passing yards. Jeff Hostetler started the next nine games before being forced to the sidelines with a concussion. In the ninth game of the season against Green Bay, Lawrence Taylor injured his Achilles tendon that placed his career in jeopardy. After announcing plans to retire following the season, Taylor re-considered and decided to re-join the Giants. RB Rodney Hampton turned in another outstanding season, rushing for 1,141 yards and earning his first trip to the Pro Bowl. After dismissing Handley, George Young hired former Denver Broncos head coach Dan Reeves to lead the team in 1993.

1993

Dan Reeves and a rejuvenated Phil Simms led the Giants to an 11-5 regular season record. The Giants finished second to Dallas in the NFC East race, a race that was decided on the final Sunday of the regular season when Dallas defeated the Giants, 16-13, in overtime at Giants Stadium. Reeves became the first Giants head coach to lead his team to the playoffs in his initial campaign since Allie Sherman in 1963. Reeves was selected as NFL Coach of the Year by several organizations, including the Associated Press, which bases its honor on voting by coaches around the league. The Giants earned a wild card berth in the playoffs and defeated the Minnesota Vikings at Giants Stadium, 17-10, in the Wild Card game. San Francisco defeated the Giants, 44-3, at Candlestick Park in an NFC divisional playoff game. Following the San Francisco game, LB Lawrence Taylor announced his retirement, capping a 13-year career that altered the nature of the game. Taylor was elected into the Pro Football Hall of Fame at the conclusion of the 1998 season.

1994

After a 3-7 start, the Giants climbed back into playoff contention with a six-game winning streak that resulted in a 9-7 record. The Giants came into Week 16 needing a victory over the World Champion Dallas Cowboys, combined with a Tampa Bay Buccaneers victory over the Green Bay Packers, to win a wild card berth. The Giants defeated Dallas, 15-10, but the season ended when the Bucs lost to the Packers, 34-19. Dave Brown won the starting quarterback job in training camp and responded by leading the team to a 9-6 record in games that he started. Rodney Hampton finished the season with 1,075 yards to become the first Giant in history to record four career 1,000-yard seasons. The 1994 season was the first in many years that the Giants roster did not include Lawrence Taylor or Phil Simms. Taylor's jersey number 56 was officially retired at halftime of the Giants-Minnesota Monday Night game on Oct. 10. Simms was released on June 15, prior to the start of training camp.

1995

The Giants concluded the 1995 season with a 5-11 record, their worst mark since 1983 when they were 3-12-1. The Giants lost seven games that were decided on the final drive of the game. In six of those games, the Giants were either tied or leading at some point in the fourth quarter. A highlight of the 1995 season was the play of Rodney Hampton, who turned in the best season of his six-year career with 1,182 yards rushing on 306 carries. Hampton became the Giants all-time leading rusher (5,989) on 10-29 at Washington on his third carry of the game, a workmanlike two-yard run for a first down. Phil Simms jersey number 11 was officially retired at halftime of the Giants-Dallas Monday Night game on Sept. 4, 1995.



1996

For the first time since 1982-83, the Giants finished with a losing record in consecutive seasons as they closed out the 1996 campaign with a 6-10 record. Following the 23-22 defeat to New England in the season finale, the Giants dismissed head coach Dan Reeves. On January 15, the Giants hired Jim Fassel as the 15th head coach in the team's history. The Giants stood at 5-7 on December 1 after a 20-6 upset of the defending world champion Dallas Cowboys and headed into a game against the Philadelphia Eagles with a chance at the NFC playoff field. In one of the lowest moments of the year, the Giants were officially eliminated from playoff contention with a 24-0 loss to the Eagles. The Giants improved to 6-8 but dropped two consecutive home contests and secured a last place finish in the NFC East for the first time in a non-strike season since 1983. The Giants defense played solid all season, but the offense struggled, finishing last in the National Football League. The Giants ground game failed to generate a 100-yard rushing performer and averaged just 100.3 yards per game, the lowest non-strike total since the Giants had 100.3 in 1964. The Giants defense held the opposition to 10 points or less in six games and had a streak of 7.5 straight games (30 quarters) without allowing the opponent's offense a touchdown pass.

1997

In his first season as head coach of the Giants, Jim Fassel led his team to a 10-5-1 record and the team's first NFC East Championship since the 1990 Super Bowl season. The Giants started the year with a 1-3 record before rebounding to become the 15th team in NFL history to finish in first place in their division the season after finishing in last place. The Giants finished the 1997 season with a 7-0-1 Division record to become the first team ever to go undefeated in NFC East Division play. Second-year QB Danny Kanell filled in for an injured Dave Brown and led the Giants to a victory over the Dallas Cowboys in Week Six. Kanell was eventually named the new starting quarterback and finished with a 7-2-1 record. His season was highlighted by a three-touchdown performance at Philadelphia in a key NFC East victory on December 7. The Giants defense blossomed into one of the NFL's strongest, finishing first in the league with a franchise-record 44 takeaways. The Giants defense led the league in interceptions with 27 and finished third in the NFL with 54 sacks. The season ended when the Minnesota Vikings overcame a 19-3 second half deficit to pull out a 23-22 victory at Giants Stadium in a Wild Card game. Fassel was named NFL Coach of the Year by numerous publications, including The Sporting News, which is determined by a vote of NFL coaches. Jessie Armstead set a team-record with 134 total tackles and was named a starter on the NFC Pro Bowl squad. DE Michael Strahan set

a career-mark in sacks, finishing tied for third in the NFL with 14. Strahan was also named a starter for the NFC Pro Bowl squad. At the end of the season, George Young announced that he was leaving the Giants to become Vice President of Football Operations in the National Football League office. Ernie Accorsi was named the team's new General Manager.

1998

After overcoming a 3-7 start, the Giants remained in the hunt for a playoff berth until the final week and finished with an 8-8 record. The Giants won five out of their last six games, including a 20-16 victory over the previously undefeated (13-0) and eventual Super Bowl Champion Denver Broncos. Entering the final game, the Giants needed a victory over Philadelphia, combined with a Tampa Bay loss and an Arizona loss, to qualify as the third wild card participant in the NFC playoff field. The Giants beat the Eagles at Veterans Stadium, but the Buccaneers and Cardinals were victorious to spoil the Giants playoff hopes. Kent Graham replaced Danny Kanell at quarterback after the team fell to 3-7 and finished with a 5-1 record in the starting role. Gary Brown emerged as the Giants top running back, reaching the 1,000-yard mark with a career-best 1,063 yards that included six 100-yard games. Jessie Armstead and Michael Strahan were selected to represent the NFC in the Pro Bowl for the second straight season. Armstead eclipsed the 100-tackle mark for the third straight year with 101 tackles (75 solos). Strahan set a career-high with 15 sacks as he triggered a Giants defense that led the league with 54 sacks.

1999

For the second straight year, the Giants entered the final week of the regular season with a chance to make the NFL's postseason field. The difference between the two seasons is that in 1998 the Giants won five of their last six games. In 1999, victories over the Jets and at Buffalo raised the Giants' record to 7-6; however, the Giants dropped their last three games to finish 7-9. It was the team's first losing season in three years under head coach Jim Fassel. The final blow was a 26-18 loss at Dallas, a game that followed the Giants' elimination from the playoff race with Green Bay's victory over Arizona earlier in the day. In spite of the obvious disappointment, a few bright spots emerged for the Giants in 1999. The Giants set records on offense, led by Amani Toomer, who established a team single-season record with 79 receptions (breaking Earnest Gray's record of 78 receptions set in 1983). Toomer fell 26 yards shy of the team record of 1,209 receiving yards, set by Homer Jones in 1967. Also, for the first time in the 75-year history of the team, the Giants had four receivers record over 50 receptions in a season: Toomer (79), Ike Hilliard (72), Tiki Barber (66), and Pete Mitchell (58). Jessie Armstead and Michael Strahan were selected to represent the NFC in the Pro Bowl for the third consecutive season. Armstead surpassed the 100-tackle mark for the fourth straight year with 124 tackles (97 solos) and recorded a career-high 9.0 sacks. Strahan recorded 56 tackles (41 solos) and posted 5.5 sacks. QB Kerry Collins started the final six games of the season after replacing Kent Graham in the lineup following the 10th game.



2000

The Giants enjoyed their finest season in a decade, winning the NFC East and home-field advantage in the playoffs with a 12-4 record before defeating Philadelphia and Minnesota to advance to Super Bowl XXXV. The highlight of the season was a 41-0 victory over Minnesota in the NFC Championship game at Giants Stadium. In their first Super Bowl appearance in 10 years, the Giants lost to Baltimore, 34-7. The Giants took a seven-game winning streak into the Super Bowl, a surge that began after Jim Fassel issued his now-famous playoff guarantee on November 22. The Giants finished 7-1 in the division and 7-1 away from Giants Stadium. The seven road victories tied a franchise record set in 1930 (when three of the road games were in Newark, Staten Island and Brooklyn) and marked the first time since 1963 that the Giants lost just one game as visitors. The Giants averaged 125.6 rushing yards a game, a robust 37.5-yard gain over the 1999 average. Quarterback Kerry Collins was sacked 28 times; in 1999 Giants quarterbacks were sacked 42 times. Collins had the best season of his career, setting career highs in passes (529), completions (311), completion percentage (58.8) and touchdown passes (22). Halfback Tiki Barber set a Giants record of 2,085 all-purpose yards (1,006 rushing, 719 receiving, 332 punt returns and 28 on kickoff returns). Amani Toomer caught 78 passes (one less than the franchise record he set in 1999. Ike Hilliard led the team with a 14.3-yard average and eight touchdown catches. The defense was second in the NFL against the run (72.3 yards a game) and fifth in points allowed (15.4 per game). In 359 rushing attempts, opponents had an NFL-best two runs of longer than 20 yards. Jessie Armstead led the team with 102 tackles – his fifth consecutive season with more than a hundred tackles – and was selected to his fourth straight Pro Bowl. Defensive tackle Keith Hamilton had the best season of his nine-year career. He was a dominating run-stopper and he led the Giants with 10 sacks, an impressive feat for a tackle. Defensive end Michael Strahan had perhaps his finest all-around season and raised his sack total from 5.5 in 1999 to 9.5 in 2000.

2001

After a strong 3-1 start, the Giants lost eight of their last 12 games and finished 7-9 and in third place in the NFC East, the third time in as many tries they failed to make the playoffs a season after reaching the Super Bowl. The terrorist attacks in New York and Washington on Sept. 11 – the day after the Giants lost their Monday night opener in Denver – made the rest of season a minor footnote by comparison. After the attacks, many players reached out to victims' families, firefighters, police officers and other rescue workers and their children. Despite the disappointing record, the season included many highlights, notably Michael Strahan setting a new NFL single-season record with 22.5 sacks. Kerry Collins became the first quarterback in league history to throw every one of his team's passes in two consecutive seasons. Collins set team marks for passes (568) and completions (327). Tiki Barber accounted for 1,782 total yards, Mike Barrow set a team record with 135 tackles, Morten Andersen became the second-leading scorer in NFL history, Howard Cross set a new franchise record for games played (207), Amani Toomer caught more than 70 passes for the third season in a row, rookie Rodney Williams established a team record with a 90-yard punt against the Broncos and Jessie Armstead played in his fifth consecutive Pro Bowl (and was joined in Hawaii by Strahan and Ron Stone). Although they struggled with two

three-game losing streaks, the Giants thrilled their fans with scintillating last-second victories over Dallas (in overtime), Arizona and Seattle. After the defeat in Denver – and a week off after the NFL's decision not to play the Sunday after the attacks – the Giants won three straight, against Kansas City, New Orleans and Washington. The winning streak was followed by consecutive heartbreaking 1-point losses to St. Louis and Philadelphia, and a defeat at Washington. The Giants then rebounded with victories over Dallas and Arizona before again dropping three straight to Minnesota, Oakland and Dallas. They played their way back into playoff contention with dramatic triumphs over Arizona and Seattle, but closed the season with losses to Philadelphia and Green Bay.

2002

An exciting and rewarding season concluded with the Giants winning their final four regular season games to finish 10-6 and in second place in the NFC East. More importantly, they earned a Wild Card berth in the NFC playoffs, where they lost a heartbreaking 39-38 game to the San Francisco 49ers. But the game did not diminish the season's many team and individual achievements. The Giants made their 26th appearance in the playoffs, tying them with the Dallas Cowboys for the most postseason appearances in NFL history. They finished the regular season ranked sixth in the NFL in total offense, with 364.1 yards a game. It was their highest ranking and most yards per game since the 1985 Giants finished fifth in total offense with 367.8 yards a game. The Giants improved to 19-5 in regular season December games under Jim Fassel. Many individuals enjoyed outstanding seasons. Kerry Collins completed 335 passes, a Giants record, and was 1st in the NFC and 4th in the NFL with 4,073 passing yards, breaking the previous team record of 4,044, set by Phil Simms in 1984. Collins completed 61.5 percent of his passes, a career-high and the third-best percentage in team history. Tiki Barber was 4th in the NFL and 1st in the NFC with 1,984 yards from scrimmage (1,387 rushing and 597 receiving). He rushed for 1,387 rushing yards, the second-highest total in team history after Joe Morris' 1,516 yards in 1986. Amani Toomer set team records with 82 receptions for 1,343 yards and established a career-high with eight touchdown catches. Pro Bowler Jeremy Shockey caught 74 passes, the fifth-highest total in Giants history, and a team record for both rookies (shattering the mark of 48 set by Bobby Johnson in 1984) and tight ends (eclipsing the 66 passes Mark Bavaro caught in 1986). Michael Strahan was selected to his 4th Pro Bowl in 5 years and from Sept. 22 through Dec. 1, he had at least a half-sack in 10 consecutive games, tying the NFL record set by Denver's Simon Fletcher in 1991 and tied by Tennessee's Jevon Kearse in 1999.

2003

The Giants endured one of their most unpleasant seasons in recent memory, losing their last eight games to finish 4-12. The Giants were 4-4 at midseason. In Game 9, they were tied at halftime with Atlanta, 7-7. But the Falcons scored 20 unanswered second-half points to send the Giants to a defeat from which they would never recover. The Giants finished the season 1-7 at home, the first time since 1983 they won a single home game. Despite their poor record, the Giants had several individual highlights. Michael Strahan led the NFL with 18.5 sacks, the second-highest total of his career, and became the first Giant to twice lead the league in sacks. For the second consecutive year, Strahan and tight end Jeremy Shockey were the only Giants selected to the Pro Bowl. Shockey became the first Giant to be selected to the Pro Bowl in each of his first two seasons since Taylor in 1981-82. Running back Tiki Barber had team-high totals of 1,216 rushing yards (the second-highest total of his career) and 69 receptions. He became the first Giant to lead the team in both rushing and receptions since Joe Dawkins in 1974. Barber finished the season as the franchise's all-time leader in total yards (10,746) and receptions (422) and is second in rushing (5,409 yards). Amani Toomer extended his own team record with his fifth consecutive 1,000-yard season. Quarterbacks Kerry Collins and Jesse Palmer combined to throw a franchise-record 616 passes in 2003. Right guard David Diehl became the first Giants rookie to start all 16 games since Mark Bavaro in 1985. He was one of 14 NFL rookies to start all 16 games in 2003. The team announced with two games remaining that Jim Fassel would not return as head coach. Fassel was replaced by Tom Coughlin on January 6, 2004.

2004

A new era dawned in Giants Stadium in 2004 with the arrival of Tom Coughlin as the 16th head coach in franchise history. With Coughlin at the helm, the Giants revamped their roster and started the season 5-2. But the Giants couldn't sustain the momentum and lost eight consecutive games before winning the season finale against the Dallas Cowboys. The Giants finished in second place in the NFC East with a 6-10 record, a two-game improvement over their 2003 mark. Running back Tiki Barber set four significant team records and was selected to his first Pro Bowl. He finished first in the NFL with a Giants-record 2,096 yards from scrimmage. Barber was fifth in the league and second in the conference with a team-record 1,518 rushing yards, two more than Joe Morris' total in 1986. He set the record on a game-winning three-yard run with 11 seconds remaining in the finale against Dallas. Barber tied a career high by averaging 4.7 yards a carry. Barber rushed for at least 100 yards in nine games, breaking the team's previous single-season record of eight, set by Morris in 1986. Barber finished the season with 6,927 career rushing yards, eclipsing Hampton's former team record of 6,897. The Giants had other standout performers. Willie Ponder averaged an NFL-best 26.9 yards on kickoff returns, the highest average by a Giant since Leon McQuay averaged 27.6 yards in 1974. The Giants finished first in the NFL with a 25.1-yard kickoff return average, the first time since 1953 they led the NFL in that statistical category. Ponder was the first Giant to lead the NFL in average kickoff return yardage since Clarence Childs in 1964. Jeremy Shockey led the Giants with 61 receptions to become the first tight end to top the team since Mark Bavaro had 55 catches in 1987. Bavaro had 55 catches that season. Shockey's team-leading six touchdown receptions were two more than he had in his first two seasons combined. Amani Toomer led the team's wide receivers with 51 catches for 747 yards. It was the sixth consecutive season Toomer had more than 50 receptions and 700 yards. Eli Manning, selected with the top pick in the 2004 draft and then acquired by the Giants in a trade, started the last seven games and finished the season with 95 completions in 197 attempts for 1,043 yards, six touchdowns and nine interceptions. Osi Umenyiora, a second-year defensive end, led the Giants with 7.0 sacks, six more than he had as a rookie. Linebacker Carlos Emmons led the team with 97 tackles (62 solo) and David Tyree had a team-high 23 special teams tackles.

2005

The 2005 season was marked by soaring success and searing tragedy. The Giants finished 11-5 and earned their first playoff berth since 2002 and their first NFC East championship since 2000 before losing an NFC Wild Card Game to Carolina, 23-0. But the Giants' beloved owners, Wellington Mara and Bob Tisch, passed away within three weeks of each other, both from cancer. Mara, an NFL patriarch who was one of the most respected and influential figures in league history, and who had been with the Giants for their entire 81-year history, died on Oct. 25. Tisch, who purchased 50 percent of the franchise in 1991, was a business titan, renowned philanthropist and nonpareil New York City mover and shaker, died on Nov. 15. The Giants were only the fifth team in NFL history to have five different players score at least seven touchdowns. Tiki Barber scored 11, and Jeremy Shockey, Plaxico Burress, Amani Toomer and Brandon Jacobs scored seven apiece. The Giants had five players selected to the Pro Bowl, their largest contingent since the 1990 Super Bowl champions sent seven players to Hawaii. The Pro Bowlers were Barber, Shockey, Osi Umenyiora, Michael Strahan and David Tyree.

Barber had the greatest season by a running back in Giants history and was selected NFL Player of the Year by Sports Illustrated and a first-team All-Pro by the Associated Press and Pro Football Weekly. He was second in the NFL with a team-record 1,860 rushing yards, shattering the franchise mark of 1,518 he set in 2004. Barber also had 530 receiving yards to become the only player in NFL history with at least 1,800 rushing yards and 500 receiving yards in the same season. His 2,390 total yards were second-most in NFL history. St. Louis' Marshall Faulk had 2,429 yards in 1999 (1,381 rushing, 1,048 receiving). Barber led the NFL in runs of 20 or more yards (16), 40 or more yards (seven) and 50 or more yards (five). His 263 scrimmage

yards at Oakland, 220 rushing yards against Kansas City and 95-yard run against the Raiders were all NFL single-game highs in 2005. Barber's 95-yard run at Oakland was the longest in Giants history and broke a record that stood for 75 years – Hap Moran's 91-yard run vs. Green Bay on Nov. 23, 1930.

Eli Manning threw 557 passes this season, the second-highest total in team history. His 294 completions place him fourth on the Giants' career list and his 24 touchdown passes were the most by a Giant since Fran Tarkenton had 29 in 1967.

Jacobs was the first Giants rookie to score seven touchdowns since Bobby Johnson in 1984



and the first to rush for seven touchdowns since Bill Paschal ran for 10 scores in 1943.

Umenyiora was selected to his first Pro Bowl and was named first-team All-Pro by both the Associated Press and Pro Football Weekly. He was first in the NFC and second in the NFL with 14.5 sacks, the highest total by a Giants player other than Strahan since Hall of Famer Lawrence Taylor had 15 in 1989.

Strahan was third in the NFC with 11.5 sacks. He and Umenyiora combined for 26 sacks, the most by any pair of NFL teammates.

Jay Feely led all NFL kickers with a team-record and career-high 148 points, the first Giants kicker to hold the top spot since Dan Chandler in 1963 (106 points). Jeff Feagles played in all 16 games for the 18th consecutive season (third with the Giants). On Nov. 27 in Seattle, Feagles played in his 283rd consecutive game, a new NFL record. Former Minnesota defensive end Jim Marshall had held the old mark of 282 since retiring in 1979.

Tyree was selected to his first Pro Bowl despite missing three games with an elbow injury, the Giants' first special teams player chosen since Reyna Thompson in 1990.

2006

The Giants finished 8-8 and earned their second consecutive postseason berth, the first time they accomplished that feat since 1989-90. The record was incongruously fashioned with a 3-5 home record and a 5-3 mark away from Giants Stadium.

Tiki Barber ended his record-setting career by rushing for 1,662 yards and catching 58 passes. Eli Manning was tied for fourth in the NFL with 24 touchdown passes. Tight end Jeremy Shockey led the team with 66 receptions and was voted to the Pro Bowl for the fourth time in his five-year career. Plaxico Burress caught 10 touchdown passes, the most by a Giant in 26 years, and was right behind Shockey with 63 catches. Linemen Chris Snee, David Diehl, Shaun O'Hara and Kareem McKenzie played solidly while missing just two games among them.

Defensively, middle linebacker Antonio Pierce led the Giants with 159 tackles (38 more than anyone else on the team), including 93 solo. He was selected to play in his first Pro Bowl as an injury replacement for Brian Urlacher. Safeties Gibril Wilson and Will Demps had 121 and 116 tackles, respectively, Osi Umenyiora led the team in sacks for the third consecutive year (despite missing five games) and tackle Fred Robbins had a solid all-around season.

On the debit side, the Giants were never at full strength in the second half of the season because several key players suffered injuries that forced them to go on injured reserve. The group included wide receiver Amani Toomer (knee), seven-time Pro Bowl defensive end Michael Strahan (Lisfranc foot sprain), left tackle Luke Petitgout, three-time Pro Bowl linebacker LaVar Arrington, reserve defensive end Justin Tuck and, late in the year, return specialist Chad Morton.

2007

The 2007 season was one of the most successful, rewarding and memorable in franchise history.

The Giants stumbled to a 0-2 start – then fell behind by two touchdowns at halftime of their third game – before beginning a remarkable turnaround. They rallied to win that game, 14 of their next 18 and concluded the season with an exhilarating and unforgettable 17-14 victory over the New England Patriots in Super Bowl XLII. It was one of the greatest upsets and most exciting championship games in the long history of the National Football League.

Eli Manning threw the game-winning 13-yard touchdown pass to Plaxico Burress with just 35 seconds remaining, giving the Giants a victory over a New England team that entered the game with an 18-0 record, including a three-point win over the Giants in the regular season finale. After New England had taken a 14-10 lead with just 2:42 remaining in the fourth quarter, Manning completed five passes on an 83-yard drive – including a 32-yarder on the greatest play in Super Bowl history, when he slipped the clutches of the Patriots' pass rusher and threw down field to David Tyree, who somehow secured the ball against his helmet and away from safety Rodney Harrison.

Two days after bringing the Vince Lombardi Trophy back to the metropolitan area, the Giants were lauded by more than a million fans at a ticker tape parade up Manhattan's famed Canyon of Heroes, and later at a rally in Giants Stadium.

The Giants triumphed for the third time in four Super Bowl appearances, won their



sixth title game and seventh overall championship. They won Super Bowls following the 1986, 1990 and 2007 seasons, NFL Championship Games in 1934, 1938 and 1956 and the league title in 1927, before the advent of championship games.



But this title was the most improbable of all. The Giants were just the fourth team to start a season 0-2 and reach the Super Bowl (and the third to win it). They finished the regular season at 10-6 and became the first six-loss team to win the Super Bowl since the 1988 San Francisco 49ers. The Giants won just three home games – none after October 21 – to become the first team with a losing home record to ever make the Super Bowl. The Giants were the fifth wild card team – and first from the NFC – to win the Super Bowl. They were the third team to reach the Super Bowl by winning three road playoff games, the second such team to win the Super Bowl and the first from the NFC. The Giants sent an NFL single-season record with 11 consecutive victories away from home (seven regular season, four postseason, including the Super Bowl). Many individuals enjoyed outstanding seasons, games or moments. Eli Manning started every game and threw for 3,336 yards and 23 touchdowns to become the first Giants quarterback since Phil Simms (1984-86) to top 3,000 yards and 20 touchdown passes in each of three consecutive seasons. Brandon Jacobs rushed for 1,009 yards despite missing five games and most of a sixth with injuries. Burress was unable to practice virtually the entire season because of an ankle injury, but led the team with 70 receptions for 1,025 yards and 12 touchdowns, the highest total by a Giants receiver since Homer Jones had 13 in 1967. Amani Toomer caught 59 passes and became the franchise's all-time leader in receptions with 620. The offensive line – and fullback Madison Hedgecock, acquired off waivers after he was cut by St. Louis - played well throughout the year, a big reason the Giants finished fourth in the NFL in rushing yards, averaging 134.3 a game.

Under new coordinator Steve Spagnuolo, the defense ranked seventh in the NFL, allowing 305.0 yards a game. The Giants led the NFL with 53.0 sacks and set a franchise record with 12 in a victory over Philadelphia on Sept. 30. Osi Umenyiora was third in the NFC and fifth in the NFL with 13.0 sacks and was the lone Giant voted to the Pro Bowl. Justin Tuck became a force on the defensive line and had 10.0 sacks. Michael Strahan, in the final season of his great career, added 9.0 sacks and moved to fifth on the NFL's career list with 141.5. Middle linebacker Antonio Pierce led the Giants with 116 tackles (63 solo). Corey Webster stepped up to play superbly in the playoffs. R.W. McQuarters has intercepted a pass in each of the first three postseason games.

The special teams also played well. Punter Jeff Feagles was one of the NFL's most effective punters in the 20th season of his remarkable career. Kicker Lawrence Tynes, acquired in an offseason trade with Kansas City, succeeded on 23 of 27 field goal attempts and booted the game-winning 47-yarder in overtime in the NFC Championship Game. Domenik Hixon, acquired off waivers in October, became the primary kickoff returner late in the season and brought one back 74 yards for a touchdown in the regular season game against the Patriots.

2008

When the 2008 NFL season began, the Giants had the Vince Lombardi Trophy on display in their lobby and legions of skeptics and doubters who were convinced they had won it more through luck and timing than skill. A popular refrain was that the Giants had simply become a hot team at the right time in the 2007 playoffs. For evidence, the disbelievers cited the Giants' stirring Super Bowl XLII victory over the previously-undefeated New England Patriots. When it was time to make predictions for the 2008 season, most prognosticators placed the Giants second or third in the NFC East.

But the Giants proved them all wrong. No, they didn't win another Super Bowl. But they did capture the division title and the No. 1 seed in the NFC playoffs. They started the season 11-1 and winning 12 regular season games, they became only the fifth defending Super Bowl champion to win more games the season following a championship than they did on their way to winning the title (not counting the strike-shortened 1982 season).

The Giants achieved their success despite losing several key players from the 2007 championship team, including seven-time Pro Bowl defensive end Michael Strahan (retirement), two-time Pro Bowl defensive end Osi Umenyiora (knee injury suffered in the preseason), four-time Pro Bowl tight end Jeremy Shockey (traded to New Orleans) and wide receiver Plaxico Burress,



(who did not play in the season's final month after he was wounded in an accidental shooting).

The day after the season ended with a loss to the Philadelphia Eagles in an NFC Divisional Playoff Game, Coach Tom Coughlin addressed many of the issues that had been raised in training camp.

"What I thought I would start with this morning is to think back to last spring and last summer when all of your questions concerned how this team would respond to winning the Super Bowl," Coughlin said. "Would they be, for lack of a better word, satisfied? Would they be as hungry coming into training camp and beyond training camp as they were in working our way to a Super Bowl championship? I think that our team responded and answered that question. I think we came out, we transitioned, we bridged from the Super Bowl year to the next season very well. Our competitiveness was there, our fire, our attempt to take the success of the Super Bowl season on into the next season was very successful. We were 11-1 and we did come out of camp and play very, very well for a very long time. We, of course, played well and the record stood for that. We didn't finish the season as well as we would have liked to, but I think we answered the questions of what this team was about."

"Twelve and five is not a bad season," general manager Jerry Reese said. "When you set the bar high like that and then all of sudden you get eliminated in the second round it stings. Overall, we had a real good season. It's not where we want it to be, but we said we wanted to be the organization that put our team in position to win the Super Bowl every year. For the last couple of years we have been able to put our team in position to do that. We fell short this time."

The loss to Philadelphia did not mitigate the achievements of a successful regular season. The Giants were one of only two teams to finish in the top nine in both the NFL's offensive and defensive rankings. They rushed for an NFL-leading and franchise record 2,518 yards and also topped the league with a Giants-best 5.0 yards per carry. The Giants were the first team since 1985 to have two running backs rush for 1,000 yards each (Brandon Jacobs and Derrick Ward).

Seven Giants were selected to the NFC Pro Bowl team: quarterback Eli Manning, center Shaun O'Hara, guard Chris Snee, defensive end Justin Tuck, punter Jeff Feagles and kicker John Carney. Two weeks before the game, long-snapper Zak DeOssie was added as the NFC's need player.

Snee and Tuck were named first-team All-Pro by the Associated Press and fullback Madison Hedgecock, O'Hara and Carney finished second in the voting at their positions. O'Hara, Hedgecock and defensive tackle Fred Robbins were named first-team All-Pro by Sports Illustrated and O'Hara and Snee were selected to The Sporting News' All-Pro first team.

The Giants opened their season at home against NFC East rival Washington in the traditional Thursday night opener showcasing the previous season's Super Bowl champions.

Before the game, the Giants' three Super Bowl championship teams were honored during an inspiring and exciting pre-game ceremony that featured a surprise appearance by Michael Strahan.

A huge inflatable replica of the Lombardi Trophy was wheeled out to midfield as the stadium video boards showed highlights from Super Bowls XXI and XXV. Bob Papa, the voice of the Giants, then introduced the players from those teams that were in attendance: Hall of Famer Harry Carson, Stacy Robinson, Karl Nelson, Brad Benson, Bill Ard, Howard Cross, Rodney Hampton, Ottis Anderson, Carl Banks and Mark Bavaro.

"Giants Stadium, you thought I was never coming back," said Strahan, who had announced his retirement three months previously after 15 stellar seasons with the team. "But I had to come back to celebrate the championship with the greatest fans in all of sports. And for one final time, salute my teammates for an incredible championship run. So what I want you to do is, I want you to get on your feet, I want you to make some noise and I want you to be ready to stomp somebody out and welcome the New York Giants Super Bowl champions."

With that, the 79,742 fans in attendance screamed in delight as the 2008 Giants took the field for the first time. At the other end of the stadium, a championship banner was raised.

2009

When the Giants embarked on their 2009 season, the popular belief was that they could succeed because of the strength of a retooled defense, particularly the reinforced front, and a running game that had been the NFL's best in 2008. If a weakness, or at least a unit with multiple questions, existed, it was the untested group of wide receivers.

But someone shredded that script when the games began. The defense did not play as well as anticipated and the rushing attack wasn't as productive as it had been in previous seasons. But the passing game, with Eli Manning having the finest year of his career and record-setting Steve Smith leading a group of receivers that exceeded expectations, was the strongest facet of the team.

The Giants' fortunes unfolded in a similarly unexpected fashion. Playing their 34th and final season in Giants Stadium, they hoped to win their second consecutive NFC East title and extend their franchise record with a fifth consecutive postseason berth. The journey began smoothly, as the Giants won their first five games. But they soon took a wrong turn, veered completely off course and ultimately hit a dead end. The Giants won just three times after that burst from the gate and finished with an 8-8 record and in third place in the division. They finished out of the playoffs for the first time since Tom Coughlin's inaugural season as head coach in 2004.

The Giants were hit by a debilitating series of injuries. Safety Kenny Phillips, their first round draft choice in 2008, played superbly in the first two games but missed the rest of the season because of an arthritic condition in his knee that required surgery. Middle linebacker Antonio Pierce, a team leader, captain and the top tackler, sat out the final seven games with a bulging disk in his neck. Two of the free agents acquired to strengthen the defense, Chris



Canty and Michael Boley, missed significant chunks of the season with injuries. Defensive tackle Jay Alford missed the entire year with a knee injury. Gerris Wilkinson led the team in special teams tackles when he was placed on injured reserve with a wrist injury. Running backs Brandon Jacobs and Ahmad Bradshaw and defensive end Justin Tuck played hurt most of the year and offensive linemen Rich Seubert and Kareem McKenzie were sidelined at the end of the season with injuries.

Manning finished the season with 317 completions in 509 attempts (62.3 percent) for 4,021 yards, 27 touchdowns, 14 interceptions and a passer rating of 93.1. The completions, percentage, yards, touchdowns and rating were all career highs. Manning is the third quarterback in Giants history to throw for more than 4,000 yards in a season, joining Kerry Collins (4,073 in 2002) and Phil Simms (4,044 in 1984).

Smith was first in the NFC and second in the NFL with 107 receptions, 25 more than the franchise's previous single-season record-holder (Amani Toomer had 82 in 2002) and 50 more than this season's runner-up, Mario Manningham. Smith's 1,220 receiving yards were the second-highest total in franchise history. Toomer had 1,343 in 2002. Smith joined Toomer, Plaxico Burress (1,214 yards in 2005) and Homer Jones (1,209 yards in 1967) as the only Giants with 1,200-yard receiving seasons. Smith led the NFL with 38 receptions on third down.

Manningham had a break through season with 57 catches (in 14 games) and Hakeem Nicks had 47 receptions for 790 yards, both the third-highest total in history among Giants rookies. Nicks' six touchdown receptions were the most by a Giants rookie since Johnson had seven.

Center Shaun O'Hara and guard Chris Snee were selected to their second consecutive Pro Bowls and tackle David Diehl to his first. Tight end Kevin Boss had a solid season with 42 catches and five touchdowns. Cornerback Terrell Thomas started every game and led the team with 101 tackles (67 solo). Defensive end Osi Umenyiora returned from the knee surgery that cost him the 2008 season to record a team-high 7.0 sacks, the fifth time in six seasons he has led the team. Kicker Lawrence Tynes scored a career-high 126 points and Chase Blackburn and Bryan Kehl tied for the team lead with 16 special teams tackles.

The Giants finished with a record of 155-117 in regular season games in Giants Stadium, including 4-4 in 2009. They were 7-4 in postseason games for a total record of 162-121.

Giants Stadium hosted 477 NFL regular season game played in Giants Stadium, easily the most in league history. Chicago's Wrigley Field is second with 365.

2010

The 2010 season will always elicit mixed reactions from the New York Giants.

Playing their 86th season, the Giants moved into a beautiful new home, New Meadowlands Stadium, which is located just a few yards away from where Giants Stadium, their home from 1976-2009, once stood. The Giants were 10-6, one of a record-tying 13 teams to finish with double-digit victories. They finished the season with the same record as the NFC East champion Philadelphia Eagles, the same record as the eventual Super Bowl XLV champion Green Bay Packers and the same record as the 2007 Giants team that won Super Bowl XLII.

But ultimately, the season did not meet their expectations because the Giants did not make the playoffs. Two losses to the Eagles and another to the Packers in the final seven weeks of the season first cost the Giants the NFC East title and then an opportunity to participate in the postseason. The Giants lost the NFC's last postseason berth on a tiebreaker.

The Giants ended their season with an unusual blend of emotions. They accepted their fate and took responsibility for coming up short, but they were equally defiant in their belief that they are better than a playoff non-qualifier.

"I'm really disappointed to be here talking to you guys about 10-6," general manager Jerry Reese said at his season-ending news conference. "I really felt like we had an opportunity to get into the playoffs and really do some damage when we got there, but it didn't work out that way. I'm really disappointed, even more so than last year because we put ourselves in position and that's what our goal is every year, to put ourselves in a position and we put ourselves in position and we just did not finish the job and that's very disappointing."

Although disappointed at missing the playoffs for the second season in a row, Coach Tom Coughlin had high praise for his players.

"I love this team, I love these guys, I think they're strong character people, we work together on everything, we're all in it together, we're all for one, one for all and that's the way that it has to be," Coughlin said. "It's a group of guys that don't make excuses for anything, they accept responsibility, they accept whatever takes place. They've done an outstanding job this year of adjusting to some very unusual circumstances that surround the game. They've done a good job of that. We've had a couple of huge disappointments, emotionally we weren't to where we should have been. We did come back to a certain level (in the season finale vs. Washington), but it's an outstanding group of guys who by and large are on the same



page, they're focused, they come to work, they prepare themselves, they play hard, there are all kinds of personalities just like there always is, but as I said, I'm very, very appreciative of the kind of effort, the attitude, the enthusiasm, and the fact that this year's team was a very responsive team."

The Giants had many impressive statistical achievements in 2010. The offense (fifth) and defense (seventh) each finished in the top 10 of the NFL rankings. Eli Manning set franchise records for completions and completion percentage and became the first Giants quarterback with two 4,000-yard seasons and the second with more than 30 touchdown passes. Ahmad Bradshaw (1,235) and Brandon Jacobs (823) rushed for a combined 2,058 yards. Despite missing three games with injuries, Hakeem Nicks had one of the finest seasons by a wide receiver in Giants history with 79 catches for 1,052 yards and 11 touchdowns. Mario Manningham caught 60 passes, including 85- and 92-yard touchdowns. Osi Umenyiora (10 forced fumbles) and Justin Tuck (five fumble recoveries) tied for the team lead with 11.5 sacks.

But those players and the rest of the team and coaches ultimately exited the season with an empty feeling.

"Overall, I'm disappointed in the outcome of the season," said quarterback Eli Manning, who threw for 4,002 yards and 31 touchdowns, but also tossed 25 interceptions. "We thought we had potential. We thought we had players to make it in the playoffs and make a run, and we didn't accomplish that. We didn't play well enough at times of the season to make it into the playoffs."

"We had a good year," Tuck said. "Ten and six is nothing to hold your head down about. Obviously, it wasn't good enough, and we always have a goal of reaching the playoffs and going deep in the playoffs and hopefully winning the Super Bowl. It didn't happen this year, but we're not going to hold our heads about it. We had opportunities, and you try your best to learn from them. Hopefully, that's being carried over to next year and it gets us to work a little harder in running and work a little harder in lifting and propel us to where we want to be next year."

2011

Late in the afternoon on Dec. 18, 2011, the Giants trudged off the field in MetLife Stadium after a lackluster 23-10 loss to the Washington Redskins. The Giants had not scored a touchdown until 33 seconds remained in the defeat, their fifth in a six-game stretch that included a four-game losing streak. More importantly, the Giants fell to 7-7 and were one defeat from missing the playoffs for a third consecutive season.

But instead of continuing their freefall, the Giants rose up and concluded the season with one of the most inspiring and memorable runs in the 87-year history of the franchise, one that ended with a victory over New England in Super Bowl XLVI – their second championship in five seasons.

The surge began with a Dec. 24 victory over the Jets in which the Giants were the visiting team. Eight days later, the Giants routed Dallas in a winner-take-all showdown for the NFC East title. The Giants finished 9-7 and became the first team to win the division with fewer than 10 wins since the 1970 merger.

The Giants opened their playoff run with a 24-2 rout of Atlanta in MetLife Stadium. They followed that up with road victories that avenged regular season losses to Green Bay and San Francisco, the latter a 20-17 overtime thriller in the NFC Championship Game.

That advanced the Giants to the Super Bowl, where they found a familiar foe in the Patriots, the same team they defeated four years earlier in Super Bowl XLII. This time, Ahmad Bradshaw scored the game-winning touchdown on a six-yard run with 57 seconds remaining and the defense knocked down Tom Brady's last-play pass into the end zone to clinch the 21-17 victory.

Eli Manning completed 30 of 40 passes for 296 yards to win his second Super Bowl MVP award as the Giants became the first seven-loss team to win a Super Bowl.

During the regular season, the Giants set franchise records with 6,161 total yards and 4,734 net passing yards. Manning set Giants marks with 589 passes and 359 completions. Wide receiver Victor Cruz established a team record with 1,536 receiving yards while catching 82 passes. Hakeem Nicks had 1,192 yards to give the Giants two 1,000-yard receivers for the first time in franchise history.

Ahmad Bradshaw missed four games with a foot injury, but led the team with 659 rushing yards and nine touchdowns.

Second-year pro Jason Pierre-Paul had 16.5 sacks, the fourth-highest total in team history.

2012

The 2012 Giants finished 9-7 and in second place in the NFC East. It was the eighth consecutive season in which the Giants finished .500 or better, their longest such streak since they played 10 seasons in a row without a losing record from 1954-63. The Giants finished with a winning record for the third consecutive season, the first time they had done that since 1988-90 (when they were 10-6, 12-4, 13-3).

Despite extending those streaks, they did not earn a postseason berth. The Giants lost control of their playoff destiny with back-to-back late-season defeats in Atlanta and Baltimore. They routed Philadelphia in their finale, but soon learned they were eliminated when Chicago beat Detroit.



The Giants compiled numerous impressive statistics in 2012. They scored 429 points, the second-highest total in franchise history; the 1963 Giants scored 448. The 2012 season was the fifth in the 88-year history of the franchise in which the Giants scored more than 400 points. The Giants scored a franchise-record 278 points at home, shattering the old mark of 248, set in 2007. In their last three home games – victories over Green Bay, New Orleans and Philadelphia – the Giants scored 38, 52 and 42 points.

The 2012 team allowed an NFL-low 20 sacks. The Giants were fourth in the NFL in both takeaways (35, four more than they had in 2011) and turnover differential (plus-14, a significant improvement over 2011's plus-7). The plus-14 was the Giants' best turnover differential since they were plus-25 in 1997. The Giants intercepted 21 passes in 2012, their highest total since they had 27 picks, also in 1997.

The Giants finished the 2012 season with 72 penalties for 578 yards, both franchise-low totals for a 16-game schedule.

Eli Manning passed Phil Simms and became the Giants' career leader in completions (2,612) and touchdown passes (211).

Four Giants were selected to the Pro Bowl: Manning, guard Chris Snee, wide receiver Victor Cruz and defensive end Jason Pierre-Paul.

2013

In 2013, a strong finish was not enough for the Giants to overcome a poor start and they finished 7-9, their first losing record since they were 6-10 in 2004. They were third in the NFC East for the second season in a row.

The Giants put themselves in a deep hole by losing their first six games for the first time

since 1976, when they lost their first nine games. They did, however, follow their 0-6 start with four consecutive victories to become just the second team in NFL history to lose its first six games and win the next four (the other team was the 2009 Tennessee Titans). Overall, the Giants won seven of their last 10 games.

All nine of the Giants' losses were to teams that finished .500 or better, the first time that happened since their 5-11 season in 1995. The Giants lost home games to both of the teams that played in Super Bowl XLVIII, Seattle and Denver.

The offense struggled much of the season. The Giants' offense ranked 28th in the NFL in both yards per game (307.5) and points per game (18.4). The Giants scored 294 points, their lowest total in Tom Coughlin's 10 seasons as head coach. They were shutout at Carolina and vs. Seattle, the first time since 1996 they did not score twice in the same season. The Giants scored more than 27 points just once, in their 36-31 opening night loss in Dallas.

The Giants committed an NFL-high 44 turnovers. It was their highest turnover total since 1983, when they had 58 turnovers. The Giants' minus-15 turnover differential was their worst since they were minus-16, also in 1983.

Defensively, the Giants improved throughout the season. The defense ranked 26th in the NFL entering Week 6, when it was allowing an average of 395.2 yards per game, finished the season ranked eighth, giving up 332.3 yards a game. That was a significant improvement over the 2012 season, when the defense was ranked 31st, allowing 383.4 yards per game. The unit was 14th in the league against the run (108.9 yards a game) and 10th vs. the pass (223.3). The Giants were 18th in scoring defense, allowing 23.9 points a game. Entering Week 6, they were 32nd and last in scoring defense, giving up 36.4 points a game.

The defense was not responsible for nine of the 42 touchdowns allowed by the Giants, who surrendered an NFL-high nine return touchdowns (three apiece on interceptions, fumble returns and punt returns).

2014

The 2014 Giants finished 6-10, their first double-digit loss season since 2004 and their first back-to-back losing seasons since 2003-04. They were a streaky team, with a seven-game losing streak surrounded on both sides by three-game winning streaks.

The Giants were the third-place team in the NFC East for the second year in a row. They were 2-4 in NFC East games. The Giants swept Washington and were swept by Dallas and Philadelphia.

The Giants scored 380 points and allowed 400. It was just the fifth time in franchise history they gave up at least 400 points.

The offense finished 10th in the NFL with an average of 367.2 yards a game, a 59.7 yards-per-game improvement over their 2013 average of 307.5. It was the team's largest one-year jump since 2005, when the Giants were ranked fourth in the league with an average of 361.7 yards game. That was a 66.6 yards-per-game increase over their 2004 average of 295.1.

The Giants set franchise records for completed passes with 383 (shattering the former mark of 359, set in 2011) and completion percentage with 63.1 (the former record of 62.9 was set in 2010). They finished with their second-highest totals in franchise history in passes attempted (607) and net passing yards (4,272).

The Giants' defense allowed 6,012 net yards, the third-highest total by their opponents in franchise history. They yielded 6,134 yards in 2012 and 6,022 in the 2011 championship season.

The Giants were ranked 29th in the NFL in total defense, allowing 375.8 yards a game, after finishing eighth (332.3 yards per game) in 2013. The run defense ranked 30th (135.1 yards a game), while the Giants were 18th vs. the pass (240.6). The Giants finished the season with 47 sacks, their highest total since they had 48 in 2011.

2015

The Giants were 6-10 for the second season in a row in 2015, their first back-to-back double-digit loss seasons since 2003-04 when they were 4-12 in Jim Fassel's final season as head coach and 6-10 in Tom Coughlin's first. Eight of the 10 losses were by six or fewer points. The Giants lost six games in which they held a lead or were tied in the fourth quarter.

The Giants finished under .500 for the third consecutive season, the first time that's happened since they had eight straight losing seasons from 1973-80. They missed the playoffs for the fourth consecutive season, their longest drought since they went 17 years about a postseason berth from 1964-80.

The 2015 Giants scored 420 points, the fifth-highest total in franchise history. Their 331 first downs were tied for the fourth-highest total in team history, and were just five fewer than their 2014 total. The Giants' 5,956 net yards were the third-highest total in their history.

With an average of 372.3 yards per game, the Giants finished eighth in the NFL in total offense, one season after finishing 10th in yardage. It is their first back-to-back top 10 finishes since they had a streak of four consecutive seasons from 2008-11.

In 2015, the Giants set franchise records for pass attempts (623, the old record was 616 in 2003), and completions (392, the old record was 383 in 2014). The Giants totaled 4,347 net passing yards, the second-highest total in franchise history. The record of 4,734 was set in 2011. The Giants threw 36 touchdown passes in 2015 (35 by Eli Manning), the second-highest total in franchise history; the 1963 Giants threw 39 touchdown passes.

The Giants allowed 442 points the second-highest total in franchise history (501 in 1966).

2016

The Giants sharply improved their fortunes in Ben McAdoo's first season as head coach in 2016, when they finished the regular season with an 11-5 record and in second-place in the NFC East, after finishing 6-10 each of the previous two years. The five-game improvement in victories is their biggest since 2005, when they were also 11-5 one year after finishing 6-10. The Giants qualified for their first playoff berth since 2011, when they won Super Bowl XLVI. It was their 32nd postseason appearance, tying them with Dallas and Green Bay for the most in NFL history. The Giants' season ended with a 38-13 loss to the Packers in an NFC Wild Card Game. The Giants finished 7-1 at home, their best record in the seven-year history of MetLife Stadium (previous best: 6-2 in 2012) and their best home record since they were 7-1 in Giants Stadium in 2008. They won their last six home games, their longest such streak since they won their first six games at home in 2008. The Giants finished 4-2 in NFC East games, their best record within the division since they were 4-2 in 2013. Their 2-1 record in division road games was their best since they were 2-1 in 2013. With their 27-23 victory against Baltimore on Oct. 16, the Giants became the third NFL franchise with 700 combined regular-season and postseason victories. At the conclusion of their 92nd season, the Giants were 708-597-33. The Packers were 764-575-37, and the Chicago Bears were 761-586-42. The Giants had a vastly-improved defense in 2016. They were second in the NFL with 284 points allowed, one season after they were ranked 30th after giving up 442 points. The Giants allowed 17.8 points per game, the lowest average by their opponents since 2002, when they gave up 17.4 points a game.

2017

The 2017 season began with optimism but ended in disappointment for the Giants, who lost their first five games on their way to a 3-13 record. The 13 losses were a franchise record, and the three victories were the team's fewest since 1983, when the Giants finished 3-12-1. The Giants finished 2-6 in MetLife Stadium, their fewest home victories since they were 1-7 in 2003. They scored 246 points, their lowest total since they scored 243 in 2003. On Dec. 4, the Giants were 2-10 when general manager Jerry Reese and head coach Ben McAdoo were dismissed from their duties. Assistant general manager Kevin Abrams was named interim G.M. and defensive coordinator Steve Spagnuolo became the interim head coach. The Giants were 1-3 under Spagnuolo, defeating the Washington Redskins in their season finale. When Eli Manning did not play at Oakland on Dec. 3, it ended his streak of 210 consecutive regular-season starts (plus 12 in the postseason) dating back to his rookie season in 2004. Tight Evan Engram, the Giants' 2017 first-round draft choice, finished the season with team-high



totals of 64 catches and six touchdowns. Safety Landon Collins was the Giants' only Pro Bowl representative, but was unable to play in the game after fracturing his arm in Week 16. On Jan. 22, the Giants named Pat Shurmur their new head coach.

2018

The Giants finished the season 5-11 and in fourth place in the NFC East in Pat Shurmur's first season as head coach. Twelve of the Giants' 16 games were decided by seven or fewer points, tying them with Philadelphia and Pittsburgh for the most in the NFL. The Giants were 4-8 in those games. The Giants scored 369 points after scoring 246 in 2017. The 123-point increase was the Giants' largest from one season to the next in 85 years, and their largest ever when the seasons had the same number of games. In 1933, the Giants scored 244 points in a 14-game regular season, one year after scoring 93 points in 12 games, an increase of 151 points. The team's per-game averages in points, and total, rushing, and passing yards all improved in 2018. When Eli Manning took his first snap of the season he played in his franchise-record 217th regular-season game. Saquon Barkley had the greatest rookie season in Giants history and was named the NFL Offensive Rookie of the Year. Barkley set numerous franchise rookie records, including rushing yards (1,307), Touchdowns (15), rushing touchdowns (11) and receptions (91, tied with Odell Beckham, Jr.). Aldrick Rosas was named second-year All-Pro after making 32 of his 33 field goal attempts, a Giants-record a .970 percentage. Rosas was one of five Giants selected to the Pro Bowl, including Barkley, safety Landon Collins., linebacker Olivier Vernon and safety Michael Thomas (as a special teamer) were later named to the NFC team. Left tackle Nate Solder and rookie left guard Will Hernandez participated in all 1,027 offensive snaps. Linebacker Alec Ogletree led the Giants and all NFL linebackers with five interceptions. He tied the single-season record for interceptions by a Giants linebacker, set by Jerry Hillebrand in 1963. Ogletree returned two of the interceptions for touchdowns; he was he only NFL player with two interception return touchdowns in 2018, and the first linebacker in Giants history to score twice on interception returns in a season.

2019

The Giants were 4-12 and third-place finishers in the NFC East in Pat Shurmur's second and final season as coach. Eli Manning played the final four games of his career and won his last start, on Dec. 15 vs. Miami, to finish with a regular-season record of 117-117. Manning is the only player in Giants history to play 16 seasons with the team. He played in a franchise-record 236 regular-season games (234 starts). Quarterback Daniel Jones started 12 games and set franchise rookie records with 459 passes, 284 completions, 3,027 yards and 24 touchdown passes. The former records had all stood since Charlie Conerly set them in 1948. Jones' 24 touchdown passes led all rookie quarterbacks in 2019 and were the fourth-most by a rookie in a single season in NFL history. Only Baker Mayfield (27 in 2018), Peyton Manning (26 in 1998) and Russell Wilson (26 in 2012) had more. Despite missing three games with an ankle injury, Saquon Barkley led the team with 217 carries for 1,003 yards and six touchdowns. Coupled with his 1,307 yards in his debut season, Barkley is the first player in Giants history to rush for at least 1,000 yards in each of his first two seasons. Barkley set a franchise record with 279 yards from scrimmage at Washington on Dec. 22. Jones threw a team rookie-record five touchdown passes in that game as the Giants became the first team in NFL history to have a player with 275+ scrimmage yards and a player with five touchdown passes in the same game. Sterling Shepard missed six games with a concussion but led the Giants with 57 catches. Rookie receiver Darius Slayton had a team-high 740 receiving yards and eight touchdowns and was fourth with 48 catches. Safety Antoine Bethea led the Giants with 110 tackles (81 solo) and Markus Golden 10.0 sacks more than doubled the total of anyone else on the team.

2020

Joe Judge was hired as the Giants' 19th head coach in January and in his first season, the team finished in second place in the NFC East at 6-10, their best record since they were 11-5 in 2016. The Giants were 4-2 in NFC East games, also their best since 2016, when they were 4-2. They swept division foes Dallas, Philadelphia and Washington at home for the first time since 2005.

The Giants held a double-digit lead in six consecutive games from Oct. 11-Nov. 15, their longest such streak in a single season since 1989, when they had a lead of 10 or more points in nine straight games. From Oct. 11 through Nov. 8, the Giants' five games were decided by a total of 10 points, the first time in their history they played five consecutive games with such a small cumulative margin. The Giants also played five straight games decided by three or fewer points in a single season for the first time in their history.

Cornerback James Bradberry and tight end Evan Engram earned their first Pro Bowl selections although the game was not actually played because of the COVID-19 pandemic.

Daniel Jones started all 14 games in which he played and completed 280 of 448 passes (62.5%) for 2,943 yards, 11 touchdowns and 10 interceptions for a passer rating of 80.4. His two-year totals are 907 attempts, 564 completions (62.2%) for 5,970 yards, 35 touchdowns and 22 interceptions for a passer rating of 84.1. Jones rushed for 423 yards on 65 carries, the record for a Giants quarterback in the Super Bowl era. Pro Football Hall of Famer Fran

Tarkenton previously held the record with 306 yards in 1967. Jones' 6.5-yard average was the NFL's highest among the 91 players with at least 50 rushing attempts in 2020.

In his first season with the Giants, inside linebacker Blake Martinez started all 16 games for the fourth consecutive season. He was one of the team's captains and led the Giants and was third in the NFL with 151 tackles (86 solo). Martinez tallied at least 147 tackles for the fourth consecutive season.

In his first Giants season, Graham Gano had one of the finest seasons of his 12-year career and one of the best seasons by a kicker in franchise history. He made 31 of 32 attempts this season, a .9687 percentage that is the second highest in Giants history. In 2018, Aldrick Rosas made 32 of 33 attempts, a success rate of .9696.

2021

The Giants won three of the final five games that quarterback Daniel Jones started in 2021, losing only Monday night road encounters with the previous season's Super Bowl teams, Kansas City and Tampa Bay. But after Jones suffered a season-ending neck injury against Philadelphia on Nov. 28, the Giants lost their final six games and finished 4-13 and in fourth place in the NFC East.

With Jones in the lineup, the Giants averaged 18.4 points a game. Without him, that number was almost halved (9.3).

In his third season, Jones completed 232 of 361 passes (64.3%) for 2,428 yards, 10 touchdowns and seven interceptions.

Saquon Barkley and Devontae Booker each rushed for a team-high 593 yards. They were the first pair of teammates to share a rushing title since Ray Nolting and Sam Francis each ran for 297 yards for the 1938 Chicago Bears.

Tight end Evan Engram led the Giants with 46 receptions, followed by Barkley (41) and Booker (40). The leading wide receiver was rookie Kadarius Toney, who caught 39 passes while playing in just 10 games. Toney set a franchise rookie record with 189 receiving yards at Dallas on Oct. 10.

Two second-year pros led the defense. Linebacker Tae Crowder started all 17 games and tallied a team-high 130 tackles. Safety Xavier McKinney led the Giants with five interceptions, including one he returned for a touchdown.

Graham Gano made 29 of 33 field goal attempts and all 17 of his PATs for a team-high 104 points. Gano extended his team-record streak to 37 consecutive successes before missing a 35-yard try at New Orleans on Oct. 3.

2022

Brian Daboll's debut season as head coach included a 9-7-1 regular-season record, the Giants' first playoff berth in six years and their first postseason victory in 11 seasons, a wild card triumph in Minnesota. The season ended with a divisional round playoff loss in Philadelphia.

Daboll was the fifth coach in Giants history to lead the team to the playoffs in his debut season, joining Allie Sherman (1961), Dan Reeves (1993), Jim Fassel (1997) and Ben McAdoo (2016). Rookie coach Earl Potteiger led the Giants to the 1927 NFL championship in the era before playoffs. Daboll was the first Giants coach to win his postseason debut since Dan Reeves in 1993. The other Giants coaches to win their first playoff games were Jim Lee Howell in 1956, Ray Perkins in 1981, and Bill Parcells in 1981.

Fourth-year quarterback Daniel Jones completed 317 of 472 passes (a franchise-record 67.16%) for 3,205 yards, all career highs. His passer rating was a career-best 92.5 and was the highest by a Giants quarterback since Eli Manning's 93.6 rating in 2015. Jones led with NFL and set a franchise record by throwing an interception on just 1.1% of his passes (5 in 472 throws). He rushed for a Giants quarterback-record 708 yards and 7 touchdowns on 120 carries.

Saquon Barkley was selected to his second Pro Bowl and finished with career-high totals of 295 carries for 1,312 yards – the NFL's 4th-highest total - and rushed for 10 touchdowns, one less than his career-high rookie total. He also tied Richie James for the team lead with 57 receptions for 338 yards and was 7th in the NFL with 1,650 scrimmage yards.

James and Isaiah Hodgins tied for the team lead with 4 touchdown receptions.

Safety Julian Love led the Giants in total (116) and solo (74 tackles) and tied rookie Dane Belton for the team interceptions lead with two. Defensive lineman Dexter Lawrence had a team and career-high 7.5 sacks.

Kicker Graham Gano made 29 of 32 field goal attempts and scored a team-high 119 points.

STADIUMS OF THE NEW YORK GIANTS

The Giants shared the Polo Grounds with the New York Baseball Giants from the time they entered the league in 1925 until they moved to the larger Yankee Stadium for the start of the 1956 season.

In 1973, the Giants announced plans to move to a new stadium in New Jersey for the 1976 season, and the city of New York announced that Yankee Stadium was planning a two-year renovation after the 1973 baseball season. The Giants were allowed to play their first two games of the 1973 season at Yankee Stadium before moving to a new location.

The Giants spent the offseason searching for a place to play their games. The Giants' first choice was the Yale Bowl, but the Yale Bowl representatives turned down the team's first request because it would have meant a blackout for the local schedule due to the blackout rule. The Giants' next choice was to play at Princeton University, but they also turned down the Giants. Things were so bad that when the league announced the 1973 schedule, it didn't even say where the games would be played. In light of the Giants' problems, Commissioner Pete Rozelle, with the help from national politicians, modified the blackout rule so that the rule was only in effect if the game was not sold out in advance. With the rule change came a change of heart by the Yale Bowl representatives. It was official. The Giants would play their first two games of the 1973 season at Yankee Stadium and would play the rest of the schedule and the 1974 season at the Yale Bowl in New Haven, Connecticut.

After the 1974 season, it was announced that the Giants were going back to New York City to play at Shea Stadium until the opening of Giants Stadium in 1976. The Giants played the first four games of the 1976 season on the road just in case there were any delays with the opening of the new stadium. The Giants made their debut at Giants Stadium on October 10, 1976 against the Dallas Cowboys before a sellout crowd.

In 2010, the Giants moved into beautiful, new, state-of-the-art MetLife Stadium built just a few yards from where Giants Stadium sat for more than three decades. The nation's finest football stadium, it seats 82,500 fans. It is one of the NFL's most technologically advanced stadiums and took more than four million man-hours and $1.6 billion to build. The stadium features 10,000 club seats, 222 suites and 130,000 square feet of state-of-the-art club lounges. The first row of seats is just 46 feet from the sidelines and the sightlines are superb. MetLife Stadium is 2.1 million square feet, compared to Giants Stadium's 900,000 square feet. It has four 30' by 118' high definition video screens, a 350,000 square foot outdoor plaza filled with interactive activities for fans of all ages.

The 2022 season will be the Giants' 13th in MetLife Stadium. They are 45-53 in regular-season games and 1-0 in the postseason, defeating Atlanta in a 2011 NFC Wild Card game on their way to winning Super Bowl XLVI. MetLife Stadium has hosted numerous prestigious events, including NFL, college football and soccer games, and concerts. In 2014, the stadium was the site of Super Bowl XLVIII, the first outdoor Super Bowl played in a "cold weather" city. Seattle defeated Denver, 43-8.



THE POLO GROUNDS (1925-1955)



YANKEE STADIUM (1956-1973)



THE YALE BOWL (1973-1974)



SHEA STADIUM (1975)



GIANTS STADIUM (1976-2009)



METLIFE STADIUM (2010-present)

GIANTS UNIFORM HISTORY



1933



1934



1940's



1954



1960's



1969-1974



1975



1976-1979



1980-1999

GIANTS UNIFORM HISTORY



2000-2004



2005-2012



2013-2020



2021-23

COMMEMORATIVE PATCHES

The Giants have celebrated two major anniversaries by wearing uniform patches on its jerseys. The first was in 1999 for its 75th season, the second coming in 2004 commemorating 80 years.

Over the years, the team has honored deceased players and administrators by wearing memorial patches. In 1986, the team wore a patch in rememberance of Carl "Spider" Lockhart. In 2001, a "GBY" patch honored longtime general manager George Bernard Young. Most recently, Wellington T. Mara was remembered during the 2005 season with a "WTM" patch after his passing, and a few weeks later, Preston Robert Tisch was added to a patch with Wellington Mara separated by the NY logo.

The Giants honored Hall of Famer, player and coach, Rosie Brown with a "79" decal on the back of their helmets in after his passing in 2004.

In addition, the team has also worn patches in Super Bowls XXV, XLII and XLVI. Those patches were representations of the NFL's Super Bowl logos for those years.

In 2014, the team wore a patch commemorating its 90th season in the league.

For the 2015 season, the team wore a "ATM" patch on its jerseys honoring the passing of Ann Mara, wife of Wellington Mara.



GIANTS LOGO HISTORY



1950'S



1958-66

1961-1974



1961-1974

1975

1980-1999



1976-PRESENT



1994-1999

TM



2000-PRESENT

2000-PRESENT



2000-2010

2005-2010

NEW YORK GIANTS CLASSIC UNIFORM







The New York Giants classic uniform was released in 2022, and worn for the Bears and Washington home games that season. The classic uniform, which the team wore from 1980-99, starts at the top with the return of the navy helmet, providing a base for the white face-mask, solid scarlet red stripe, classic numbers, side decals, and a raised wordmark – all reminiscent of the '80s and '90s style. Meanwhile, the red and blue trim on the jerseys and pants are all done in a color palette from that era.

The Giants also accented the inside of the collar with the timeless words of late owner Wellington Mara: "Once a Giant, Always a Giant."



WELLINGTON MARA
CO-OWNER
FORDHAM
ENSHRINED IN 1997

Wellington Mara, along with CB Mike Haynes, Coach Don Shula and C Mike Webster, was a member of the four-man 1997 class of the Pro Football Hall of Fame. Mara and his father Tim, who was the founder of the Giants and a charter member of the Hall of Fame, were the first father and son to be accorded pro football's highest honor. Mara was one of the most influential and beloved figures in American sports history. His entire working lifetime was dedicated to the Giants and the NFL and he helped the Giants produce 21 NFL/NFC first place finishes, 27 postseason appearances and six NFL championships during a 68-season tenure that began with his graduation from Fordham in 1937. Mara passed away on Oct. 25, 2005.



TIM MARA
FOUNDER
NO COLLEGE
CHARTER ENSHRINEE IN 1963

Tim Mara introduced the city of New York to pro football when he purchased the franchise for a reported $500 in 1925, thus giving the National Football League a vital showcase in the nation's largest city. Mara withstood heavy financial losses his first year until the Giants were saved in the last home game of the season. Mara needed a good showing at the gate to keep the team alive. The Chicago Bears arrived at the Polo Grounds with the most heralded college player of the era, Red Grange, who helped draw a crowd of more than 70,000 people. After seeing so many people attend a Giants game, Mara decided that professional football could be a big success under the right circumstances. Mara bore the brunt of the fight against the rival American Football League in 1926 and the All-American Football Conference from 1946-49. He helped build the Giants into a perennial powerhouse and was honored in 1963 as one of 17 charter members of the Pro Football Hall of Fame.



MORRIS (RED) BADGRO
END
USC
ENSHRINED IN 1981

Badgro joined the Giants in 1930 and played six seasons at end. He excelled as a superior defender, excellent blocker and big-play receiver. Badgro helped lead the Giants to the NFL's inaugural championship game in 1933 and he scored the first touchdown in the league's title game history on a 29-yard pass from Harry Newman in the second quarter. Badgro tied for the NFL receiving title in 1934 with 16 receptions for 206 yards, including one touchdown. He was named to the All-NFL team three times: 1931, 1933 and 1934. Before joining the Giants, Badgro played with the Red Grange-led New York Yankees in the American Football League (13 games in 1927-28). He played pro baseball for three seasons, one with Tulsa in the minor leagues and two with the St. Louis Browns. Badgro was 77 when he was elected to the Hall of Fame in 1981 and has the distinction of being the oldest player ever enshrined in Canton.





ROOSEVELT BROWN
TACKLE
MORGAN ST.
ENSHRINED IN 1975

Brown played for the Giants from 1953 through 1965 after joining the team as a 27th round draft choice, regarded as one of the greatest "sleeper" picks of all time. Brown held the starting tackle spot for 13 consecutive seasons. During that period, he was named to nine Pro Bowls and was selected All-NFL eight consecutive seasons. When the Giants won the league title in 1956, Brown was named Lineman of the Year by the Associated Press. Brown was a big, strong tackle who had the speed to make a block downfield. He was also deployed in the defensive front on goal-line stands. Brown helped the Giants advance to the NFL Championship game in 1956, 1958, 1959, 1961, 1962 and 1963. He was immediately named assistant line coach by the Giants after a phlebitis condition forced him to retire in 1966. Brown continued his Giants affiliation as a scout from 1971 until his death on June 9, 2004.



ROSIE BROWN IN 1953



HARRY CARSON
LINEBACKER
SOUTH CAROLINA STATE
ENSHRINED IN 2006

Carson played his entire 13-year NFL career with the Giants. An inside linebacker, he was selected to nine Pro Bowls, including seven in a row from 1982-88. Carson led the Giants in tackles six times, was a two-time All-NFL first-team selection and was the sole captain of the 1986 Super Bowl champions. Carson joined the Giants as a fourth-round draft choice in 1976 from South Carolina State, where he never missed a game in four seasons, was a two-year captain and an AP Little All-America selection. A defensive end in college, Carson moved to linebacker with the Giants so successfully he was voted to the NFL All-Rookie team. Carson played 173 games for the Giants and was a punishing run defender who also intercepted 11 passes. Carson had 17 sacks, 14 fumble recoveries and seven forced fumbles. He had 25 tackles (20 solo) in a Monday night game against Green Bay in 1982 and seven tackles in the Giants' 39-20 victory over Denver in Super Bowl XXI. In his prime, Carson was the best run-stopping linebacker in the NFL. In the seven seasons from 1981 to 1987, Giants' opponents averaged only 3.59 yards per rushing attempt, a remarkable achievement for so long a period. During that period, Carson was credited with 856 tackles, including 627 unassisted stops.





FRANK
GIFFORD
HALFBACK, FLANKER
SOUTHERN CALIFORNIA ENSHRINED IN 1977

One of the most versatile players in NFL history, Gifford played for the Giants from 1952-64, although he voluntarily retired in 1961 due to a serious injury suffered the previous season. Gifford was the first choice in the 1952 NFL Draft by the Giants after an All-America career at Southern California. With the Giants, Gifford totaled 9,862 combined yards, including 3,609 rushing, caught 367 passes, and scored 484 points. He was named to the Pro Bowl as a defensive back in 1953 and as an offensive back the following year - a first in NFL history. The NFL Player of the Year in 1956, Gifford played in seven Pro Bowls and was selected All-NFL four times. He holds the Giants record with 78 touchdowns. A true triple-threat back, Gifford threw 14 touchdown passes in 60 attempts on the halfback option. He retired after the 1960 season and returned in 1962 at a new position, flanker. The Giants reached the NFL Championship game five times during his career, including their victory in 1956.



FRANK GIFFORD IN 1959



MEL HEIN
CENTER
WASHINGTON ST. ENSHRINED IN 1963

Hein joined the Giants in 1931 and played 15 seasons, tying him with Phil Simms and Michael Strahan for the second-longest tenure in franchise history, behind only Eli Manning (16 seasons). A member of the Hall of Fame's inaugural class in 1963, Hein was named All-NFL eight consecutive years from 1933-40. Following a successful college career at Washington State, Hein wrote to three NFL clubs offering his services. He joined the Giants after the team submitted the highest salary bid at $150 per game. Hein was a 60-minute regular for 15 years, playing in 172 games. He never missed a game in high school or college and sat out just one with the Giants, on Nov. 30, 1933 at Brooklyn. He was named the league's Most Valuable Player in 1938 after anchoring a line that helped guide the Giants to the NFL Championship with a 23-17 victory over the Green Bay Packers in the Polo Grounds.



MEL HEIN IN 1940



CAL HUBBARD
TACKLE
GENEVA
ENSHRINED IN 1963

Hubbard played for the Giants from 1927-28 and again in 1936. He was one of the 17 charter members of the Pro Football Hall of Fame in 1963. Hubbard was named All-NFL six consecutive years from 1928-33. He played for the Green Bay Packers from 1929-35 and the Pittsburgh Pirates in 1936 before returning to the Giants. He was acquired before the start of the 1927 season to help improve the Giants' defense. That season, the defense surrendered only 20 points as the Giants captured their first NFL championship. He went to Green Bay in 1929 in a move that would haunt the Giants, as Hubbard led the Packers to a 12-0-1 record to edge out the 13-1-1 Giants for the league title. The Packers handed the Giants their only loss of the season by a 20-6 score.



SAM HUFF
LINEBACKER
WEST VIRGINIA
ENSHRINED IN 1982

Huff became an immediate star at middle linebacker after he was drafted by the Giants in the third round in 1956 following an All-America career at West Virginia. He played in five Pro Bowls and was named All-NFL four years. Huff won recognition for his great individual efforts against the premier running backs of his era, including Jim Brown of Cleveland, Rick Casares of Chicago and Alan Ameche of Baltimore. He was named the NFL's Outstanding Lineman in 1959. Huff anchored a defense that helped the Giants reach the championship game in 1956, 1958, 1959, 1961, 1962 and 1963. He was traded to the Washington Redskins prior to the 1964 season and has been a color analyst on the Redskins radio broadcasts for many years.



TOM LANDRY
COACH
TEXAS
ENSHRINED IN 1990

Landry was with the Giants as a defensive back from 1950-55 and an assistant coach from 1954-59. The Giants' 1956 championship team had one of history's greatest coaching staffs. Head coach Jim Lee Howell had Vince Lombardi coaching the offense and Landry coaching the defense. When the Dallas Cowboys entered the league in 1960, Wellington Mara recommended the Cowboys hire Landry as head coach. Landry coached the Cowboys from 1960 through 1988 and led Dallas to 20 consecutive winning seasons, two Super Bowl victories and five NFC titles.



ALPHONSE (TUFFY) LEEMANS
HALFBACK, FULLBACK
G. WASHINGTON/ OREGON
ENSHRINED IN 1978

Leemans played for the Giants from 1936-43. He was personally scouted by Wellington Mara and was a second-round draft choice in the inaugural NFL Draft in 1936 out of George Washington. Mara sent a telegram setting up a meeting with Leemans to convince him to pursue an NFL career with the Giants. Leemans was the 1936 College Football All-Star Game MVP. He led NFL rushers as a rookie in 1936 with 830 yards on 206 attempts. Leemans was named All-NFL in 1936 and 1939. An aggressive, dedicated do-everything team leader, he totaled 3,142 yards rushing, 2,324 yards passing, 442 yards receiving and threw 16 touchdown passes during his career.



VINCE LOMBARDI
COACH
FORDHAM
ENSHRINED IN 1971

Lombardi was an offensive assistant coach with the Giants from 1954-58 and the head coach of the Green Bay Packers (1959-67) and Washington Redskins (1969). With Lombardi running the offense, the Giants captured the NFL championship in 1956. In 10 years as head coach, Lombardi had a 105-36-6 record. He directed the Packers to five NFL championships in seven years (1961-62 and 65-66-67) and victories in Super Bowls I and II, a feat without equal in pro football history. A guard, Lombardi played his collegiate football at Fordham, where he was one of the legendary "Seven Blocks of Granite."



STEVE OWEN
COACH
PHILLIPS UNIVERSITY ENSHRINED IN 1966

Owen was a four-time All-NFL tackle who played for the Giants from 1926-31, plus a one-game return in 1933. He captained the 1927 team that won the NFL title and held its foes to a record-low total of 20 points. But Owen made his greatest imprint on the sideline, where he coached the Giants for 23 years. He was a co-coach with Benny Friedman in 1930, then assumed the full head coaching responsibility in 1931, a position he kept until 1953. Owens had a coaching record of 153-100-17 and won eight division and two NFL titles. The 153 victories are a Giants record. Some of his coaching innovations include the A-formation offense, the umbrella defense and the two-platoon system.



BILL PARCELLS
COACH
WICHITA STATE
ENSHRINED 2013

Parcells was head coach of the Giants for eight years (1983-90) and later held the same position with the New England Patriots, New York Jets and Dallas Cowboys. He led the Giants to victories in Super Bowls XXI and XXV and is one of 13 head coaches with more than one Super Bowl victory. With the Giants, Parcells was 77-49-1 (.610) in the regular season and 8-3 (.727) in the postseason for an overall mark of 85-52-1 (.620). In 19 seasons as a head coach, Parcells was 172-139-1 (.569) in the regular season and 11-8 (.579) in the postseason. His overall record was 183-138-1 (.570). The 172 regular-season victories are the 10th-highest total in NFL history, as are the 183 total victories.



ANDY
ROBUSTELLI
DEFENSIVE END
ARNOLD COLLEGE
ENSHRINED IN 1971

Robustelli was drafted by the Los Angeles Rams in 1951 and played on two Rams championship teams. In 1956, Wellington traded for Robustelli, who provided a tremendous lift in the Giants' title drive that season. Robustelli, who stayed with the Giants through the 1964 season, played on a winning team in 13 of his 14 pro seasons. He played in eight NFL championship title games and seven Pro Bowls. Robustelli was named All-NFL seven times, two with the Rams and five with the Giants. Robustelli was a durable player who missed only one game in his 14-year career.



KEN STRONG
HALFBACK
NEW YORK UNIVERSITY ENSHRINED IN 1967

Strong played for the Giants from 1933-35, 1939 and from 1944-47. He excelled in every phase of the game - blocking, running, passing, punting, placekicking and defense. At the time of his retirement, Strong was the Giants' career scoring leader with 324 points on 13 touchdowns, 35 field goals and 141 extra points. He scored 17 of the Giants' 30 points in their victory against Chicago in the 1934 championship - the famous "Sneakers Game." Strong scored a league-high 64 points in 1933 and was All-NFL in 1934. He began his career with the Staten Island Stapletons in 1932. After four seasons, he joined the Giants. In 1936, he began a two-year stint in the rival AFL. Strong served as a placekicking specialist only when he returned to the Giants from 1944 until 1947. He scored 479 points in his career.



MICHAEL STRAHAN
DEFENSIVE END
TEXAS SOUTHERN
ENSHRINED IN 2014

Strahan played his entire career with the Giants from 1993-2007. A standout run stopper and pass rusher, Strahan joins Eli Manning (16), and Hall of Famer Mel Hein and Phil Simms as the only players in Giants history to play at least 15 years with the team. Strahan's 216 regular-season games are the second-highest total in franchise history, trailing only Manning's 236. He was a four-time first-team All-Pro (1997, 1998, 2001 and 2003), a seven-time Pro Bowler and the 2001 NFL AP Defensive Player of the Year. Strahan had 141.5 career regular season sacks, which is the Giants' franchise record and the sixth-highest total in NFL history. Strahan holds the NFL single-season record with 22.5 sacks in 2001 (which was tied by Pittsburgh's T.J. Watt in 2021). He also led the NFL in 2003 with 18.5 sacks and is the only Giants player to twice lead the league in sacks. Strahan was a captain of the 2007 Giants team that won Super Bowl XLII.



LAWRENCE TAYLOR
LINEBACKER
NORTH CAROLINA
ENSHRINED IN 1999

Taylor joined the Giants as the second overall selection of the 1981 NFL Draft and played his entire 13-year career for the team. When Taylor retired, he was the NFL's No. 2 all-time sack leader in the NFL with 132.5. That total does not include the 9.5 he accumulated as a rookie in 1981 before the sack was an official NFL statistic. Taylor established an NFL record by appearing in 10 consecutive Pro Bowls from 1981-1990. He was named the NFL Rookie of the Year in 1981 and the NFC's Defensive Player of the Week nine times (the award was established in 1984), as well as the conference's Defensive Player of the Month twice, in October 1986 and September 1989. Taylor was a unanimous choice to the NFL's All-1980s team. He was a unanimous selection as the NFL's Most Valuable Player in 1986, when he had a career-high 20.5 sacks, 105 tackles, five passes defensed and two forced fumbles.



Y.A. TITTLE
QUARTERBACK
LOUISIANA ST.
ENSHRINED IN 1971

The Giants engineered one of the best trades in their long history prior to the 1961 season when they sent guard Lou Cordileone to the San Francisco 49ers for Tittle. Then 35, he promptly led the Giants to their 12th Eastern Division championship. Tittle played two seasons in the All-American Conference and 11 in the NFL before joining the Giants. In 1962, Tittle set an NFL record by throwing 33 touchdown passes and tied another mark with seven scoring throws in one game. Tittle had his greatest year as a pro in 1963, when he led the league in passing with 221 completions in 367 attempts for 3,145 yards. His 36 touchdown passes broke his own league mark and set a Giants record that still stands. Tittle's career totals include 2,427 completions, 33,070 yards, 242 touchdowns and 13 games with more than 300 yards passing. He was the NFL Player of the Year in 1957, when he led the 49ers to a tie for the Western Division title, and won the honor again in 1961 and 1963, as he took the Giants to Eastern championships. Tittle was named All-NFL in 1957, 1962 and 1963, and played in six Pro Bowls.



EMLEN TUNNELL
DEFENSIVE BACK
TOLEDO/IOWA
ENSHRINED IN 1967

Tunnell was signed by the Giants as a free agent out of Iowa in 1948 and played 11 seasons for the teams. Ignored in the NFL draft, Tunnell walked into the Giants office and asked Tim Mara for a tryout. Tunnell was the first African-American player signed by the Giants. He holds Giants records with 74 interceptions and 261 punt returns. In 1952, Tunnell gained more yards (923) on interceptions and kickoff returns than the NFL rushing leader did running the ball. He earned the nickname "offense on defense." Tunnell was named All-NFL four times and played in nine Pro Bowls.



GEORGE YOUNG
GENERAL MANAGER
BUCKNELL
ENSHRINED IN 2020

Young was the Giants general manager from 1979-97 and a five-time NFL Executive of the Year. When he was hired, Young took charge of a team that had not reached the playoffs in 15 consecutive years. The Giants were postseason participants in his third season and eight times in his 19 seasons as head of the franchise's football operations (three times – in 1982, 88 and 94 – they were eliminated on the final day of the season). They won three NFC East titles and Super Bowls XXI and XXV. Young was a charter inductee into the franchise's Ring of Honor in 2010. Following the 1997 season, Young left the Giants to take a position as an advisor to commissioner Paul Tagliabue in the NFL office.



ARNOLD WEINMEISTER
DEFENSIVE TACKLE
WASHINGTON
ENSHRINED IN 1984

Weinmeister played for the Giants from 1950-53. He was one of the first defensive players to captivate the masses in the same manner a star running back or quarterback could. A big and extremely fast player with great ability to diagnose plays, Weinmeister began his pro career with the New York Yankees in the All-American Football Conference in 1950. He moved to the NFL during the 1950 merger. Weinmeister played two ways in the AFC, but was used exclusively on defense in the NFL.



The Giants held a reunion of the 1956 Championship team in 1996. Pictured are Pro Football Hall of Famers Andy Robustelli, Sam Huff, Wellington Mara, Frank Gifford, Rosie Brown and Tom Landry. Below, the busts of the first father-son Hall of Fame induction - Tim Mara and son Wellington Mara - as well as Giants artifacts in the Hall of Fame.



TIM MARA BUST



Y.A. TITTLE'S SHOULDER PADS



Y.A. TITTLE'S HELMET CRACKED IN A GAME VS. THE PITTSBURGH STEELERS



1920'S GIANTS BALL, HELMET AND JERSEY



1934 CHAMPIONSHIP TROPHY



MICHAEL STRAHAN'S HELMET WORN THE DAY HE SET THE NFL SINGLE SEASON SACK RECORD



WELLINGTON MARA BUST

ALL PHOTOS: THE PRO FOOTBAL HALL OF FAME



LARRY CSONKA
FULLBACK
SYRACUSE
ENSHRINED IN 1987

Csonka played for the Giants from 1976-78. He was originally drafted by the Miami Dolphins in the first round in 1968. Csonka left the Dolphins following the 1974 season and played for the Memphis Southmen of the World Football League in 1975. He returned to the Dolphins to finish his career in 1979. A five-time Pro Bowl selection, Csonka put together three consecutive 1,000-yard seasons (1971-73) as Miami advanced to the Super Bowl each year. He excelled in those Super Bowls, averaging 6.3 yards a carry and rushing for more than 100 yards in two of them. Csonka finished his career with 8,081 yards, a 4.3-yard average and 64 touchdowns.



RAY FLAHERTY
END, COACH
GONZAGA
ENSHRINED IN 1976

Flaherty played for the Giants from 1928-29 and 1931-35 and helped them advance to the NFL Championship Game in 1933, 1934 and 1935. He spent the 1930 season coaching at Gonzaga. Flaherty finished with an 80-37-5 record as a coach with Boston, Washington, New York Yankees and Chicago Hornets. Flaherty introduced the screen pass in the 1937 title game when the Washington Redskins scored a 28-21 victory over the Chicago Bears. He suggested to Coach Steve Owen that the Giants wear sneakers in the icy conditions at the Polo Grounds in the 1934 championship game, known as the "Sneakers Game."



BENNIE FRIEDMAN
QUARTERBACK
MICHIGAN
ENSHRINED IN 2005

Friedman, a two-time All-America quarterback at Michigan, played with the Cleveland Bulldogs (1927), Detroit Wolverines (1928), Giants (1929-1931) and Brooklyn Dodgers (1932-1934). Following the 1928 season Giants owner Tim Mara purchased the Detroit franchise just to secure the services of Friedman. A versatile player, Friedman could run, kick and pass the ball better than any player who preceded him. From 1927-30, Friedman threw 11, 9, 20, and 13 touchdown passes, leading the league each year. In 1928, he topped the league in both rushing and passing touchdowns; no other player has ever accomplished that feat. His 20 touchdown passes in 1929, including four in one game, were both NFL records for many years. Although very durable, a knee injury coupled with the rigors of serving as an assistant coach at Yale, Friedman's productivity dropped in 1931. The player-coach still managed to earn third-team All-NFL honors that year and second-team All-NFL honors in 1933.



JOE GUYON
HALFBACK
CARLISLE
ENSHRINED IN 1966

Guyon played for the Giants during the championship season in 1927. His career highlight was catching a touchdown pass that gave the Giants a win over the Bears for the 1927 NFL championship. He also played for the Canton Bulldogs in 1920, the Cleveland Indians in 1921, Oorang Indians from 1922-23, the Rock Island Independents in 1924 and the Kansas City Cowboys from 1924-25.



WILBER (PETE) HENRY
TACKLE
WASHINGTON & JEFFERSON
ENSHRINED IN 1963

Henry played for the Giants during the championship season in 1927. He was the largest player of his time at 250 pounds. Henry was the bulwark of the Canton Bulldogs' championship lines in the 1920s. He played for the Canton Bulldogs and the Pottsville Maroons in addition to the Giants.



ARNIE HERBER
QUARTERBACK
REGIS COLLEGE
ENSHRINED IN 1966

Herber played for the Giants in 1944 and 1945. Pro football's first great long passer, Herber was the NFL passing leader in 1932, 1934 and 1936. Herber came out of retirement in 1944 to lead the Giants to the NFL Eastern Division crown. He also played for the Green Bay Packers from 1930-40 and ranks sixth in Packers annals with 66 career touchdowns.



DON MAYNARD
WIDE RECEIVER
TEXAS WESTERN
ENSHRINED IN 1987

Maynard played for the Giants in 1958. He went on to play for the New York Titans from 1960-62, the New York Jets from 1963-72 and the St. Louis Cardinals in 1973. He caught 633 passes for 11,834 yards (18.7-yard average) and 88 touchdowns. He had at least 50 catches and 1,000 yards in five different seasons. Maynard caught eight passes for 118 yards, including the winning touchdown, against Oakland in the AFL Championship game to help the Jets advance to Super Bowl III.



FRAN TARKENTON
QUARTERBACK
GEORGIA
ENSHRINED IN 1986

Tarkenton played for the Giants from 1967-71. He began his career with the Minnesota Vikings in 1961 before moving to the Giants in 1967 and back to the Vikings in 1972 in blockbuster trades. He retired as the NFL's record holder for career passing yards with 47,003. An elusive scrambler, Tarkenton rushed for 3,674 yards and 32 touchdowns. A four-time All-NFL and nine-time Pro Bowl selection, he led the Vikings to Super Bowl appearances in 1973, 1974 and 1976.



HUGH McELHENNY
HALFBACK
WASHINGTON
ENSHRINED IN 1970

McElhenny played for the Giants in 1963, when he helped them advance to the championship game. His career totals include 5,281 yards rushing and 360 points. On his first play as a professional, McElhenny scored on a 40-yard touchdown run. He also played with the San Francisco 49ers from 1952-60, the Minnesota Vikings from 1961-62 and the Detroit Lions in 1964.



JIM THORPE
HALFBACK
CARLISLE
ENSHRINED IN 1963

Thorpe played for the Giants during their first season in 1925. He was a charter inductee into the Pro Football Hall of Fame in 1963. Thorpe was the biggest name in football at the time the Giants signed him at the age of 37. He also played for the Canton Bulldogs, Cleveland Indians, Oorang Indians, Toledo Maroons, Rock Island Independents and the Chicago Cardinals. He was the first president of the American Professional Football Association in 1920.

NO.	PLAYER	GIANTS SERVICE	YEAR RETIRED
1	Ray Flaherty	End-Assistant Coach (1928-29, 1931-35)	1935
4	Tuffy Leemans	Back (1936-1943)	1940
7	Mel Hein	Center-Linebacker (1931-45)	1963
10	Eli Manning	Quarterback (2004-19)	2021
11	Phil Simms	Quarterback (1979-1993)	1995
14	Ward Cuff	WB, HB, DB and Kicker (1937-45)	1946
14*	Y.A. Tittle	Quarterback (1961-64)	1965
16	Frank Gifford	Halfback (1952-64)	2000
32	Al Blozis	Tackle (1942-44)	1945
40	Joe Morrison	End-Halfback (1959-72)	1972
42	Charlie Conerly	Quarterback (1948-61)	1962
50	Ken Strong	Fullback-Kicker (1933-35, 1939, 1944-47)	1947
56	Lawrence Taylor	Linebacker (1981-93)	1994
92	Michael Strahan	Defensive End (1993-07)	2021

*Wellington Mara said no Giants would again wear No. 14 after Cuff retired. When Tittle was traded to the Giants in 1961, he requested and was given No. 14. The number is now retired in honor of both players.

1 RAY FLAHERTY

Flaherty was an end and an assistant coach for the Giants from 1928-29 and 1931-35 and helped the Giants advance to three NFL Championships…Introduced the screen pass in the 1937 title game…Suggested the Giants wear sneakers in the 1934 championship game, known as the "Sneakers Game."

4 TUFFY LEEMANS

Leemans played for the Giants from 1936 through 1943…Was personally scouted by Giants co-owner Wellington Mara…Totaled 3,142 yards rushing, 2,324 yards passing, 442 receiving yards and threw 16 touchdowns.

7 MEL HEIN

Joined the Giants in 1931 and enjoyed a 15-year career…Was named All-NFL eight straight years from 1933-40…Member of the Pro Football Hall of Fame's inaugural class in 1963…Never missed a game in high school or college and sat out just in the NFL, on Nov. 30, 1933 vs. Brooklyn…Named League MVP in 1938.

10 ELI MANNING

Manning played in a Giants-record 236 regular-season games (plus 12 in the postseason)…MVP in Super Bowls XLII and XLVI, when the Giants defeated New England…Holds most of the franchise's passing records, including 4,895 completions, 57,023 yards and 366 touchdowns in the regular season and 242 completions, 2,815 yards and 18 touchdowns in the playoffs.

11 PHIL SIMMS

Owned 19 team records for the Giants, including all-time records with 2,576 completions in 4,647 attempts for 33,462 yards…Owns a .597 winning percentage (95-64, including 6-4 in postseason play) as a starter over his 15-year career…Named MVP of the Super Bowl after leading the Giants to a 39-20 victory over Denver in Super Bowl XXI.

*14 WARD CUFF AND Y.A. TITTLE

Cuff joined the Giants as a fourth-round draft choice from Marquette in 1937 and excelled at several positions in a stint that ended in 1945. A wingback, fullback, halfback, defensive back and kicker, he rushed for 1,766 yards on 330 carries (a 5.3-yard average) and caught 101 passes for 1,477 yards. Cuff scored 18 touchdowns (six rushing, 12 receiving) and made 31 of 70 field goal attempts and 98 of 102 extra point tries. He also had a 12.1-yard punt return average and 13 interceptions.

Tittle played for the Giants from 1961-64 season…In 1962, Tittle completed 200 passes in 375 attempts for 3,224 yards…His 33 touchdowns that season set an NFL record and his seven touchdown passes against Washington tied another mark…Had his greatest year as a pro in 1963, leading the league in passing with 221 completions in 367 attempts for 3,145 yards and 36 touchdowns.

16 FRANK GIFFORD

Played for the Giants from 1952-64, though he voluntarily retired in 1961 season because of an injury…Made the Pro Bowl as both an offensive back and defensive back…Seven-time Pro Bowler and 1956 NFL player of the year…Holds three Giants records: Touchdowns (78), highest average gain (500 attempts) rushing (4.3 yards) and most receiving yards (5,434)…Is fifth on team's all-time rushing list with 3,609 yards and second with 367 receptions…Totaled 9,753 yards in his career.

32 AL BLOZIS

Made an immediate impression on the Giants after arriving in 1942 and quickly earned a starting assignment at tackle…Played in the 1944 championship game with the Giants, he then was sent almost immediately overseas where as a lieutenant in the army he was killed in action in France a brief six weeks later.

40 JOE MORRISON

Was a back and an end for the Giants from 1959 through 1972…Was a dominant figure during his 14-year career with the Giants, accumulating 2,472 yards rushing with 18 touchdowns…A versatile player, Morrison played six different positions: fullback, halfback, flanker, tight end, split end and defensive back.

42 CHARLIE CONERLY

Played for the Giants from 1948 through 1961…Represented the Giants in three Pro Bowls (1951, 1952 and 1957) and was named the NFL's Most Valuable Player in 1959…Ended his career with 1,418 completions and 19,488 yards, both Giants records at the time of his retirement.

50 KEN STRONG

Played for the Giants from 1933-35, 1939 and 1944-47…At the time of his retirement, Strong was the Giants all-time leading scorer with 324 points on 13 touchdowns, 35 field goals and 141 extra points... He scored 17 points to lead the Giants to victory in the 1934 Championship game against Chicago.

56 LAWRENCE TAYLOR

Taylor finished his 13-year career (1981-93) No. 2 on the NFL's career sack list with 132.5…Established an NFL record by appearing in 10 consecutive Pro Bowls from 1981-90…Finest statistical season was in 1986, when he had a career-high 20.5 sacks, 105 total tackles, five passes defensed and two forced fumbles, numbers that earned him a unanimous selection as the NFL's Most Valuable Player.

92 MICHAEL STRAHAN

Strahan played in 216 regular season and 10 postseason games in a 15-year career spent entirely with the Giants…Finished his career with a Giants-record 141.5 sacks, the sixth-highest total in NFL history…Set an NFL single-season record with 22.5 sacks in 2001, a mark that was tied by Pittsburgh's T.J. Watt in 2021…Captain on the Giants team that won Super Bowl XLII in 2007.

*The Giants retired No. 3 in 1938, when Len Grant, a tackle from 1930-37 and a team captain, was killed by lightning on a golf course. Kicker Pete Gogolak joined the Giants in 1966 and requested No. 3 because he was superstitious. Gogolak wore it through the 1974 season. Several other Giants have since worn No. 3, including Brad Daluiso, Jesse Palmer and Sterling Shepard.



In 2010, the Giants unveiled their Ring of Honor, which commemorates some of the most prominent and influential figures in the 87-year history of the franchise. The original class of 30 players, coaches, executives and owners was joined by five more honorees in 2011. These men have helped the Giants win eight NFL championships and more than 650 games and contributed to them becoming one of the most respected and admired organizations in professional sports.

The names of the men in the Ring of Honor are prominently displayed at each Giants home game in MetLife Stadium above the club level on each sideline.

CLASS OF 2010

TIM MARA

Tim Mara introduced the city of New York to pro football when he purchased the franchise for a reported $500 in 1925, thus giving the National Football League a vital showcase in the nation's largest city. Mara withstood heavy financial losses his first year until the Giants were saved in the last home game of the season. Mara needed a good showing at the gate to keep the team alive. The Chicago Bears arrived at the Polo Grounds with the most heralded college player of the era, Red Grange, who helped draw a crowd of more than 70,000 people. After seeing so many people attend a Giants game, Mara decided that professional football could be a big success under the right circumstances. He bore the brunt of the fight against the rival American Football League in 1926 and the All-American Football Conference from 1946-49. Mara helped build the Giants into a perennial powerhouse and was honored in 1963 as one of 17 charter members of the Pro Football Hall of Fame.

WELLINGTON MARA

It is impossible to overstate the influence Wellington Mara had on the Giants and in the NFL. He was one of the most important and influential figures in the history of professional football, a man credited with many of the ideas and innovations that have made the NFL the nation's most popular professional sports league. Mara is the most beloved and influential Giant in history and one of the most significant figures not just in the NFL, but in American sports. He was a vital member of the franchise for each of its first 81 years until his death in 2005. Mara was instrumental in helping the Giants make 26 postseason appearances, including 18 divisional championships and six NFL championships, among them the Super Bowl XXI and Super Bowl XXV titles. Despite his ties to the team, Mara was recognized for always putting the league's interests ahead of what was best for the Giants. He was an invaluable contributor to the NFL as a member of many ownership committees. In 1997, Mara was elected to the Pro Football Hall of Fame, joining his father, Tim Mara, as the first father-son duo elected to the Hall.

JACK MARA

During the very first game the Giants ever played in 1925, Jack Mara followed each play along the sidelines as he held the first down marker. It wasn't long before he held far more important jobs in the organization. Mara was only 22 year old in 1930 when his father, Tim, turned over the ownership of the Giants to him and his younger brother Wellington, who was all of 14. He served as the team's president for 31 years and was in charge of the Giants' business operations. Jack Mara was the driving force behind one of the most significant decisions in franchise history, to move the Giants' home games to Yankee Stadium from the crumbling Polo Grounds prior to the 1956 season. Tim Mara detested Yankees owner Dan Topping, so it was Jack who negotiated the deal that saved the financial future of the franchise. Jack Mara also lobbied the owners to share television revenue, which helped create the parity that has made pro football America's favorite spectator sport.

BOB TISCH

Preston Robert Tisch – "Bob" to everyone who knew him - realized a longtime dream in 1991, when he became co-owner of the Giants. Soon after the Giants won Super Bowl XXV, Tisch completed negotiations with Tim Mara (son of Jack Mara) and his family for a 50 percent interest in the team. That commenced Tisch's career as an owner of a professional sports franchise, one of many he simultaneously pursued. Tisch led an extraordinarily accomplished life. He was an enormously successful businessman, an extremely generous philanthropist, a postmaster general, a friend of presidents, governors and mayors and a nonpareil New York City mover and shaker. But nothing gave Tisch more pleasure and pride than being the co-owner of the Giants and working on several influential NFL ownership committees. As a member of the National Football League's Finance and Super Bowl Policy Committees, he attained a prominence in the sports arena equal to his position in the world of business.

GEORGE YOUNG

George Young was hired as the Giants general manager on Feb. 14, 1979 and stayed in that position through the 1997 season. He led the franchise out of the bleak 1970s and brought in great players such as Taylor, Simms, Joe Morris, Mark Bavaro and Carl Banks. Young hired Parcells, the head coach of two Super Bowl champions. During his tenure, the Giants earned eight playoff berths, highlighted by victories in Super Bowls XXI and XXV, and compiled an overall record of 155-139-2. He was named NFL Executive of the Year an unprecedented five times – 1984, 1986, 1990, 1993, and 1997. Young also served as chairman of the NFL's Competition Committee.

STEVE OWEN

Owen was a four-time All-NFL tackle who played for the Giants from 1926-31, plus a one-game return in 1933. He captained the 1927 team that won the NFL title and held its foes to a record-low total of 20 points. But Owen made his greatest imprint on the sideline, where he coached the Giants for 23 years. He was a co-coach with Benny Friedman in 1930, then assumed the full head coaching responsibility in 1931, a position he kept until 1953. Owen had a coaching record of 153-100-17 and won eight division and two NFL titles. The 153 victories are still the Giants record. Some of his coaching innovations included the A-formation offense, the umbrella defense and the two-platoon system. Owen was inducted into the Pro Football Hall of Fame in 1966.

JIM LEE HOWELL

Jim Lee Howell was the Giants' head coach from 1954-60. He quickly added two future Hall of Fame coaches to his staff, Vince Lombardi to lead the offense and Tom Landry, whom he converted from a player, to coach the defense. In Howell's seven seasons as head coach, the Giants played in three NFL Championship Games and defeated George Halas's Chicago Bears, 47-7, in 1956. Howell's regular season record was 53-27-4 record, a .630 winning percentage. He coached six future Pro Football Hall of Fame players in Huff, Robustelli, Brown, Tunnell, Gifford and Don Maynard. Howell stayed with the Giants as Director of Player Personnel until his retirement in 1981.

BILL PARCELLS

When Parcells began coaching the Giants in 1983, the team had finished with a winning record just once in the previous 10 seasons. Parcells led the Giants to the playoffs in his second and third seasons. In 1986, he coached one of the greatest teams in Giants history. That year, the Giants won their last 12 games and finished 17-2, including a 39-20 rout of the Denver Broncos in Super Bowl XXI. Four years later, Parcells led the Giants to a 20-19 victory over the favored Buffalo Bills in Super Bowl XXV. He left the team after that season with a 77-49-1 regular season record. The 77 victories are the second-most in team history, behind Owen's 153. Parcells holds the Giants' record with eight postseason wins.

MEL HEIN

Hein joined the Giants in 1931 and played 15 seasons, which ties him with Phil Simms and Michael Strahan for the second-longest tenure in franchise history, behind only Eli Manning's 16-year career. He was named All-NFL eight consecutive years from 1933-40. Following a successful college career at Washing-ton State, Hein wrote to three NFL clubs offering his services. He joined the Giants after the team submitted the highest salary bid at $150 per game. Hein was a 60-minute regular for 15 years, playing in 172 games. He never missed a game in high school or college and sat out just one in his NFL career – Nov. 30, 1933 vs. the Brooklyn Dodgers. Hein was named the league's Most Valuable Player in 1938 after anchoring a line that helped guide the Giants to the NFL Championship with a 23-17 victory over the Green Bay Packers in the Polo Grounds. Hein was a member of the Pro Football Hall of Fame's inaugural class in 1963.

KEN STRONG

Strong played for the Giants from 1933-35, in 1939 and from 1944-47. He excelled in every phase of the game - blocking, running, passing, punting, placekicking and defense. At the time of his retirement, Strong was the Giants' career scoring leader with 324 points on 13 touchdowns, 35 field goals and 141 extra points. He scored 17 points to pace the Giants to the 1934 championship game over the Chicago Bears in the famous "Sneakers Game." Strong scored a league-high 64 points in 1933 and was All-NFL in 1934. He began his career with the Staten Island Stapletons in 1932. After four seasons, he joined the Giants. In 1936, he began a two-year stint in the rival AFL. Strong served as a placekicking specialist only when he returned to the Giants from 1944 until 1947. He scored 479 points in his career. Strong was enshrined in the Pro Football Hall of Fame in 1967.

TUFFY LEEMANS

Leemans played for the Giants from 1936-43. He was personally scouted by Wellington Mara and was a second-round draft choice in the inaugural NFL draft in 1936 out of George Washington. Mara sent a telegram setting up a meeting with Leemans to convince him to accept a career in the NFL with the Giants. Leemans was the 1936 College Football All-Star game MVP. He led NFL rushers as a rookie in 1936 with 830 yards on 206 attempts. Leemans was named All-NFL in 1936 and 1939. An aggressive, dedicated do-everything team leader, he totaled 3,142 yards rushing, 2,324 yards passing, 442 yards receiving and threw 16 touchdown passes during his career. He was enshrined in the Pro Football Hall of Fame in 1978.

EMLEN TUNNELL

Tunnell was signed by the Giants as a free agent out of Iowa in 1948 and played 11 seasons for the team. Ignored in the NFL draft, Tunnell walked into the Giants office and asked Tim Mara for a tryout. Tunnell was the first African-American player signed by the Giants. Fifty-two years after playing his last game for the team, he still holds Giants records with 74 interceptions and 261 punt returns. In 1952, Tunnell gained more yards (923) on interceptions and kickoff returns than the NFL rushing leader did running the ball. He earned the nickname "offense on defense." Tunnell was named All-NFL four times and played in nine Pro Bowls. Tunnell was enshrined in the Pro Football Hall of Fame in 1967.

FRANK GIFFORD

A Pro Football Hall of Fame inductee in 1977, Gifford played for the Giants from 1952-64, although he voluntarily retired in 1961 due to a serious injury suffered the previous season. He was known as one of the most versatile backs in NFL history. Gifford was the first choice in the draft by the Giants in 1952 after an All-America career at Southern California. He totaled 9,862 combined yards during his career. He rushed for 3,609 yards, caught 367 passes and scored 484 points. Gifford was named to the Pro Bowl as a defensive back in 1953 and as an offensive back the following year - a first in NFL history. He played in seven Pro Bowls and was named All-NFL four times and NFL Player of the Year in 1956. Gifford holds the Giants record with 78 touchdowns. A true triple-threat back, Gifford threw 14 touchdown passes in 60 attempts on the halfback option. He retired after the 1960 season and returned in 1962 at a new position, flanker. The Giants reached the NFL Championship game five times during his career, including their victory in 1956.

ROSIE BROWN

Roosevelt Brown played for the Giants from 1953 through 1965 after joining the team as a 27th round draft choice, regarded as one of the greatest "sleeper" picks of all time. Brown held the starting tackle spot for 13 straight seasons. During that period, he was named to the Pro Bowl nine times and was selected All-NFL eight consecutive seasons. In 1956, when the Giants won the league title, Brown was named Lineman of the Year by the Associated Press. Brown was a big, strong blocker who had the speed to make a block downfield. He was also used along the defensive front on goal-line stands. Brown helped the Giants advance to the NFL Championship game in 1956, 1958, 1959, 1961, 1962 and 1963. After his playing career, Brown continued his Giants affiliation as a coach before being appointed as a scout, a position he held from 1971 until his death in 2004. He was immediately named assistant line coach by the Giants after a phlebitis condition forced him to retire in 1966. Brown was inducted into the Pro Football Hall of Fame in 1975.

SAM HUFF

Huff became an immediate star at middle linebacker after he was drafted by the Giants in the third round in 1956 following an All-America career at West Virginia. He played in five Pro Bowls and was named All-NFL four times. Huff won recognition for his great individual efforts against the premier running backs of his era, including Jim Brown of Cleveland, Rick Casares of Chicago and Alan Ameche of Baltimore. He was named the NFL's Outstanding Lineman in 1959. Huff anchored a defense that helped the Giants reach the championship game in 1956, 1958, 1959, 1961, 1962 and 1963. He was traded to the Washington Redskins prior to the 1964 season and has been a color analyst on the Redskins radio broadcasts for many years. Huff was enshrined in the Pro Football Hall of Fame in 1982.

ANDY ROBUSTELLI

Robustelli was drafted by the Los Angeles Rams in 1951 and played on two Rams championship teams. In 1956, Wellington Mara traded for Robustelli, who provided a tremendous lift in the Giants' title drive that season. Robustelli, who stayed with the Giants through the 1964 season, played on a winning team in 13 of his 14 pro seasons. He played in eight NFL championship title games and seven Pro Bowls. Robustelli was named All-NFL seven times, two with the Rams and five with the Giants. Robustelli was a durable player who missed only one game in his 14-year career. He was the Giants' general manager prior to George Young. He was a 1971 Pro Football Hall of Fame inductee.

Y.A. TITTLE

The Giants engineered one of the best trades in their long history prior to the 1961 season when they sent guard Lou Cordileone to the San Francisco 49ers for Tittle. The then 35-year old Tittle promptly led the Giants to their 12th Eastern Division championship. Tittle played two seasons in the All-Ameircan Conference and 11 in the NFL before joining the Giants. In 1962, Tittle set an NFL record by throwing 33 touchdown passes and tied another mark with seven scoring throws in one game. Tittle had his greatest year as a pro in 1963, when he led the league in passing with 221 completions in 367 attempts for 3,145 yards. His 36 touchdown passes broke his own league mark and set a Giants record that still stands. Tittle's career totals include 2,427 completions, 33,070 yards, 242 touchdowns and 13 games with more than 300 yards passing. He was the NFL Player of the Year in 1957, when he led the 49ers to a tie for the Western Division title, and won the honor again in 1961 and 1963, as he took the Giants to Eastern championships. Tittle was named All-NFL in 1957, 1962 and 1963, and also played in six Pro Bowls. He was inducted into the Pro Football Hall of Fame in 1971.

HARRY CARSON

Carson played his entire career with the Giants from 1976-88. An inside linebacker, he was selected to play in nine Pro Bowls, including seven in a row from 1982-88. Carson led the Giants in tackles six times, was a two-time All-NFL first team selection and was the sole captain of the 1986 Super Bowl champions. Carson joined the Giants as a fourth-round draft choice from South Carolina State, where he never missed a game in four seasons, was a two-year captain and a Little All-America selection by the Associated Press. A defensive end in college, Carson successfully moved to linebacker with the Giants so quickly and so successfully that he was voted to the NFL All-Rookie team. Carson played 173 games in a Giants uniform – tying him with Keith Hamilton for seventh all-time – and he was a punishing run defender who also intercepted 11 passes. Carson had 17 sacks, 14 fumble recoveries and seven forced fumbles. He had 25 tackles (20 solo) in a Monday night game against Green Bay in 1982 and seven tackles in the Giants' 39-20 victory over Denver in Super Bowl XXI. During his prime, Carson was the best run-stopping linebacker in the NFL. In the seven seasons from 1981 to 1987, Giants' opponents averaged only 3.59 yards per rushing attempt, a remarkable achievement for so long a period. During that period, Carson was credited with 856 tackles, including 627 unassisted tackles. He was enshrined in the Pro Football Hall of Fame in 2006.

LAWRENCE TAYLOR

Taylor joined the Giants as the second overall selection of the 1981 NFL Draft and played his entire 13-year career for the team. When Taylor retired, he was the NFL's No. 2 all-time sack leader in the NFL with 132.5. That total does not include the 9.5 he accumulated as a rookie in 1981 before the sack was an official NFL statistic. Taylor established an NFL record by appearing in 10 consecutive Pro Bowls from 1981-1990. He was named the NFL Rookie of the Year in 1981 and the NFC's Defensive Player of the Week nine times (the award was established in 1984), as well as the conference's Defensive Player of the Month twice, in October 1986 and September 1989. Taylor was a unanimous choice to the NFL's All-1980s team. He was a unanimous selection as the NFL's Most Valuable Player in 1986, when he had a career-high 20.5 sacks, 105 tackles, five passes defensed and two forced fumbles. He was inducted into the Pro Football Hall of Fame in 1999.

AL BLOZIS

Al Blozis played just three seasons for the Giants, 1942-44. He immediately made a favorable impression on the team after arriving in 1942 and quickly earned a starting assignment at tackle. Blozis played in the 1944 championship game against Green Bay. Immediately after the Giants' loss to the Packers, Blozis was sent overseas to fight in World War II. An Army lieutenant, he was killed in action in France just six weeks later. The Giants retired Blozis' No. 32 jersey.

CHARLIE CONERLY

Conerly is often called the best Giants player not in the Pro Football Hall of Fame. He played his entire career with the Giants from 1948-61 and was a vital member of the 1956 NFL Championship team. Conerly was the NFL Rookie of the Year in 1948, the league's Most Valuable Player in 1959 and a Pro Bowler in 1950 and '56. Conerly ranks third in franchise history in pass attempts (2,833), fourth in completions (1,418), third in yards (19,488) and third in touchdown passes (173).

DICK LYNCH

Lynch was traded to the Giants by the Washington Redskins following the 1958 season for a 1960 fourth-round draft choice. He played for the Giants from 1959-66, a period in which the team played in four NFL Championship Games. Lynch played in 97 regular season games for the Giants (109 in his career) and intercepted 35 passes. In both 1961 and 1963, he led the NFL with nine interceptions. In '63, he also led the league with 251 return yards and three touchdowns. Lynch scored seven career touchdowns, four on interception returns and three on fumble returns.

Although he had a great playing career, Lynch is best known to legions of Giants fans for his 40 years as the analyst on the team's radio broadcast. His last game in the booth was the Giants' epic Super Bowl XLII victory over New England. Lynch died nine months later. "Dick was such an important part of our organization for so many years that we really considered him part of the family," John Mara said.

JOE MORRISON

Morrison was a back and an end for the Giants from 1959 through 1972. A dominant figure during his 14-year career, he totaled 2,472 rushing yards and 18 touchdowns. He also caught 395 passes – the third-highest total in franchise history - for 4,993 yards and 47 scores. A versatile player, Morrison played six different positions: fullback, halfback, flanker, tight end, split end and defensive back. Morrison's No. 40 jersey has been retired by the franchise.

PETE GOGOLAK

Gogolak played for the Giants from 1966-74 and is the highest-scoring player in the history of the franchise with 646 points – 120 more than runner-up Brad Daluiso. He also owns the franchise records for field goals (126) and extra points (268). Beyond his prowess as a kicker, Gogolak is a significant figure in the history of pro football. When he moved from the Buffalo Bills to the Giants, Gogolak became the first prominent player to leave the upstart American Football League for the NFL. Wellington Mara signed him after watching rookie Bob Timberlake miss 13 consecutive field goal attempts. Gogolak was also pro football's first soccer style kicker. Prior to Gogolak, placekickers approached the ball straight on, with the toe making first contact with the ball. Gogolak, who was born and played soccer in Hungary, approached the ball at an angle and kicked it with his instep – the style all kickers use today.

GEORGE MARTIN

Martin joined the Giants as an 11th-round draft choice in 1975, the 262nd overall pick. A long shot to survive his first training camp, Martin stayed with the Giants for his entire 14-year career. He played in 201 regular season games to become one of just three players in team history to cross the 200-games barrier (Strahan played in 216 games and Howard Cross played in 207). Martin was a leader and catalyst on the 1986 Super Bowl champions (he sacked John Elway for a safety in Super Bowl XXI). He had a knack for making the big play, scoring six touchdowns, a record for NFL defensive linemen since broken by Miami's Jason Taylor. Martin also caught a touchdown pass when he lined up as a tight end in 1980. He is perhaps happiest that he is joining his close friend Carson in the Ring of Honor.

PHIL SIMMS

Simms was George Young's first draft choice in 1979 and he played his entire 15-year with the Giants. He overcame a series of injuries early in his career to become the most productive quarterback in team history. Simms holds the Giants career records for pass attempts (4,647), completions (2,576), yards (33,462) and touchdowns (199). He was 95-64 (.597) as a regular season starter and 6-4 in the playoffs. But Simms is best remembered for his almost flawless performance in leading the Giants to victory in Super Bowl XXI. He completed 22 of 25 passes – including all 10 of his throws in the second half – for 268 yards,

three touchdowns and no interceptions in a 39-20 rout of the Denver Broncos. In one of the easiest votes in history, he was selected the game's Most Valuable Player.

MICHAEL STRAHAN
Few players in Giants history were as dependable and productive as Strahan. He seldom missed a practice and played in a franchise-record 216 regular season games. Beginning in 1996, he played in 136 consecutive games before tearing his pectoral muscle midway through the 2004 season. Strahan was selected to seven Pro Bowls, was named the 2001 NFL Defensive Player of the Year and was the Giants' Most Valuable Player that year and in 1998. He was a captain on the 2007 Super Bowl championship team. His 141.5 sacks are the highest official total in team history (Taylor had 142.0 but 9.5 as a rookie in 1981, the year before sacks became an official statistic) and the fifth-highest total in NFL history. He set the league's single-season sack record with 22.5 in 2001 and his NFL-best 18.5 sacks in 2003 made him the Giants' only two-time league leader in that category. Strahan's 868 tackles indicates he was also an excellent defender against the run.

JESSIE ARMSTEAD
Armstead, a five-time Pro Bowler, was the 207th player chosen in the 1993 draft, and the last of the Giants' seven selections (the first-round pick had been used on quarterback Dave Brown in the previous year's supplemental draft). Three of the seven players taken were linebackers: Marcus Buckley (No. 66) and Tommy Thigpen (No. 123), who never did much, and Armstead, who did it all. Armstead's draft was the last that had an eighth round. He was a special teams dynamo and top-flight reserve his first three seasons before becoming the starting weakside linebacker in 1996. Armstead had a team-high 114 tackles, the first of five consecutive seasons with more than 100. The next year, he had a career-best 134 stops, was selected to his first Pro Bowl and was a catalyst as the Giants won the NFC East title. In 2000 he had one of his best seasons and the Giants routed Minnesota, 41-0, in the NFC Championship Game.

AMANI TOOMER
Toomer joined the Giants in 1996 as a second-round draft choice from Michigan and played his entire 13-year career with the team. He played in 190 regular season games, the fourth-highest total in Giants history. He also played in 11 postseason games, scoring two touchdowns in the Giants' victory over the Cowboys in a 2007 NFC Divisional Playoff Game and finishing with a team-high six receptions in the Super Bowl XLII triumph over New England. Toomer holds franchise records for catches (668), receiving yards (9,497), touchdown catches (54) and 100-yard receiving games (22). He finished his career with 82 more receptions than runner-up Barber (586) and 4,063 more yards than former record-holder Gifford (5,434). Toomer caught at least one pass in a Giants-record 98 consecutive games before the streak ended in the 2005 season opener vs. Arizona. He holds the Giants' single-season record with 1,343 receiving yards in 2002. Toomer had the three highest single-season receptions totals in team history until Steve Smith shattered his former mark of 82 with 107 catches last year. Toomer also holds the Giants postseason records for receptions (44), yards (608) and touchdowns (seven). No one else in Giants playoff history has more than three postseason touchdown catches. In addition, Toomer is second in Giants history with 10,924 total yards (Barber is first with 17,359). His total includes 1,060 yards on punt returns, 257 yards on kickoff returns and 110 yards rushing.

TIKI BARBER
Barber joined the Giants as a second-round draft choice in 1997. When he retired following his 10th season in 2006, his name was all over the franchise's record book. Barber owns the Giants marks for rushing attempts in a career (2,217) and in a season (357 in 2005) and rushing yards in a career (10,440), a season (1,860 in 2005) and a game (234 at Washington on Dec. 20, 2006 in his final regular season game). Barber has the top three and four of the top five single-season rushing totals in Giants history and the two highest game totals. His 38 100-yard games are twice as many as No. 2 Joe Morris and his nine 100-yard games in 2004 is another record. Barber has the longest run from scrimmage in Giants history (95 yards at Oakland on Dec. 31, 2005) and his 55 rushing touchdowns are another one of his records. Barber's 17,359 all-purpose yards give him another record. He owns the Giants' top five single-season total yardage figures. Another one of his records is 13 catches at Dallas on Jan. 2, 2000. Barber is also second in franchise history with 586 career receptions. He was selected to three Pro Bowls (2004-06).

CLASS OF 2011

ALEX WEBSTER
Webster played his entire 10-year career (1955-64) for the Giants. He played in 109 games and 47 years after his retirement, he is fourth on the Giants' career lists with 4,638 rushing yards and 1,196 carries. He also caught 240 passes for 2,679 yards and scored 56 touchdowns (39 rushing, 17 receiving). Webster was the second-leading rusher and scorer and the third-leading receiver for the 1956 NFL champion Giants. He was selected to the Pro Bowl in 1958 and 1961, when he ran for a career-high 928 yards. Webster was the Giants' head coach from 1969-73. Webster passed away on March 3, 2012, just three months after being inducted into the Ring of Honor.

BRAD VAN PELT
Van Pelt played for the Giants from 1973-83, when the team had only one winning record, but he was one of the team's very best players. Van Pelt joined Carson, Brian Kelley and later Lawrence Taylor to form the famed group of linebackers known as the "Crunch Bunch." He was selected to play in the Pro Bowl every season from 1976-80. Van Pelt played in 143 games for the Giants in four home stadiums - Yankee Stadium, Yale Bowl, Shea Stadium and Giants Stadium – and for five head coaches - Bill Arnsparger, John McVay, Ray Perkins and Bill Parcells. He had 16 interceptions for the Giants. Van Pelt died on Feb. 17, 2009.

CARL BANKS
Banks was the third overall selection of the 1984 NFL Draft and played for the Giants through the 1992 season. He was one of the premier run-stoppers of his era, a standout on the teams that won Super Bowls XXI and XXV, a Pro Bowler in 1987 and a member of the NFL 1980's All-Decade Team. Banks played in 126 regular season games and had 36.0 sacks, three interceptions and approximately 500 tackles. Banks is still closely affiliated with the Giants; since 2007, he has been an analyst on the Giants' radio broadcasts.

MARK BAVARO
Bavaro is one of the finest all-around tight ends in Giants history. An outstanding blocker, he is also 10th on the franchise's career list with 266 receptions and 15th with 3,722 yards. Bavaro was a starter on the Giants' 1986 and 1990 Super Bowl championship teams and a Pro Bowler in 1986 and '87. In the Giants' first Super Bowl season, Bavaro led the team with 66 catches – twice as many as any teammate – for 1,001 yards to become the only tight end in Giants history with 1,000 receiving yards in a season.

DAVE JENNINGS
Jennings is the most prolific punter in Giants history. A member of the team from 1974-84, Jennings holds the franchise records for punts (931) and yards (38,792). He was selected to play in the Pro Bowl in 1978, '79, '80 and '82. He punted a career-high 104 times in 1979, twice punted for more than 4,000 yards in a season and had a career-best 44.8-yard average in 1980.

CLASS OF 2015

CHRIS SNEE
Snee joined the Giants as a second-round draft choice in 2004 from Boston College. That preseason, he became the starter at right guard and stayed in that position for 10 years. Snee was a two-time Super Bowl champion, a four-time Pro Bowler and an All-Pro in 2010. He started all 141 regular-season games and 11 postseason games in which he played. From 2005-11, he started 101 consecutive regular-season games (plus seven postseason games) before missing a game with a concussion. Snee missed only 19 games in his 10 seasons, including 13 in 2013, his final year.

OSI UMENYIORA
Umenyiora was a member of the Giants Super Bowl XLII and XLVI championship teams. A second-round draft choice in 2003, he played 10 seasons for the Giants. Umenyiora was selected to two Pro Bowls and is fourth on the franchise's career list with 75.0 regular-season sacks. XLVI. He was the only member of the 2007 world champions to play in the Pro Bowl. That season, the Giants had an NFL-high 53 sacks, thanks largely to their three outstanding defensive ends. Umenyiora led the way with 13.0. Tuck, another two-time Pro Bowler, had 10.0, and Strahan had 9.0 in his final season. On Sept. 23, 2007,

Umenyiora set the Giants' single-game franchise record with 6.0 sacks of Philadelphia's Donovan McNabb in Giants Stadium. In 10 postseason games, Umenyiora had 5.5 sacks, tying him with Tuck for fourth on that franchise list.

JOHN JOHNSON

Johnson joined the team as an athletic trainer in 1948. He retired at age 90 following the 2007 season, ending a remarkable 60-year career with the franchise. Johnson was on the Giants' sideline for 874 regular-season and 34 postseason games, and he attended thousands of practices. Johnson worked with 12 head coaches, from Steve Owen to Tom Coughlin, and helped keep the Giants running through those 908 games. Generations of players revered Johnson for his wisdom, his friendship and his unique ability to perfectly tape an ankle. Johnson passed away on Feb. 28, 2016, a month shy of his 99th birthday.

JACK LUMMUS

Lummus' entire Giants career consisted of nine games in 1941. He was a 6-3, 200-pound two-way end who that season caught one five-yard pass for a Giants team that finished 8-3 before losing to the Bears in the NFL Championship Game on Dec. 21, two weeks after the attack on Pearl Harbor. On Jan. 30, 1942, with the United States fully engaged in World War II, Lummus gave up his football career to enlist in the Marine Corps Reserves. He was killed in the Battle of Iwo Jima in 1945. He becomes the second member of the Ring of Honor who was killed in a World War II battle. Al Blozis, an Army lieutenant, lost his life in combat in France just six weeks after he played in the 1944 NFL Championship Game vs. Green Bay.

CLASS OF 2016

TOM COUGHLIN

Coughlin was the Giants' head coach from 2004-15. His signature achievements were the Giants' victories against the New England Patriots in Super Bowls XLII and XLVI. Coughlin was just the second man to coach the Giants for at least 12 seasons. Only Hall of Famer Steve Owen, who reigned for 23 full seasons from 1931-53, led the team for a longer time period. With the Giants, Coughlin was 102-90 in the regular season, and 8-3 in the postseason. The 102 victories are second in franchise history to Owen's 151. Coughlin led the Giants to three NFC East titles and five playoff berths. His eight postseason triumphs tie him with Bill Parcells for the most ever by a Giants coach. Coughlin was the team's wide receivers coach from 1988-90, a tenure that ended with the team's victory in Super Bowl XXV.

ERNIE ACCORSI

Accorsi was the Giants' general manager from 1998-2006 after serving as an assistant under George Young for four seasons. In Accorsi's nine years as G.M., the Giants won two NFC East titles, earned four postseason berths, and advanced to Super Bowl XXXV. He was instrumental in hiring two-time Super Bowl-winning coach Tom Coughlin. Accorsi made the most significant trade in Giants history when he acquired Eli Manning in a draft day deal in 2004. Manning led the Giants to a pair of Super Bowl victories and is without peer among quarterbacks in Giants history. Accorsi also brought in several other key players to the team that won Super Bowl XLII, including Antonio Pierce, Osi Umenyiora, and Plaxico Burress.

JUSTIN TUCK

A third-round draft choice from Notre Dame in 2005, Tuck played in 127 regular-season games with 90 starts in nine Giants seasons. He was a defensive catalyst on the teams that won Super Bowl XLII and Super Bowl XLVI, a two-time Pro Bowler, and four-time team captain. Tuck was credited with more than 500 tackles. His 60.5 sacks are officially the sixth-highest total in franchise history. Tuck also played in 10 postseason games. He had 5.5 sacks, including two sacks of Tom Brady in each of the Super Bowl victories, when a dominant defensive line was one of the vital components of the Giants' success.

CLASS OF 2021

ELI MANNING

Manning played his entire career for the Giants after the San Diego Chargers selected him first overall in the 2004 NFL Draft and then traded him to the Giants. He played 16 seasons and in 248 regular season and postseason games, both franchise records. From his first start vs. Atlanta on Nov. 21, 2004 through Nov. 23, 2017, Manning started 210 consecutive regular-season games, then the second-longest streak by a quarterback in NFL history. After sitting out one game, he started the next 22 in a row, giving him 232 starts in 233 games – plus 12 postseason games. Manning never missed a game because of injury. He was the most valuable player in the Giants' victories against New England in Super Bowls XLII and XLVI. Manning was a four-time Pro Bowler. His Giants records include 8,199 passes, 4,895 completions, 57,013 passing yards, and 366 touchdowns in the regular season and 400 throws, 242 completions, 2,815 yards and 18 scores in the postseason.

CLASS OF 2022

JOE MORRIS

Morris joined the Giants as a second-round draft choice from Syracuse in 1982. He is third in Giants history with 5,296 rushing yards and 1,318 carries, fourth with 48 rushing touchdowns and second with 19 100-yard games. He holds the single-season franchise record with 21 touchdowns in 1985 (four more than anyone else has had in a season). Morris has the fourth and sixth-highest single-season rushing totals in Giants history, with 1,516 yards in the 1986 championship season and 1,336 yards in 1985. Morris also caught 98 passes for 884 yards and two touchdowns and played in two Pro Bowls. He is the Giants' postseason leader with 140 carries, 550 yards and four touchdowns (tied with Brandon Jacobs). In 1986, the Giants were 5-2 when they came home to play Washington on a Monday night and then Dallas. Morris rushed for 181 yards and two touchdowns in each game (27-20 and 17-14 victories) and the Giants never lost again that season.

OTTIS ANDERSON

Anderson joined the Giants in a trade with the St. Louis Cardinals on Oct. 8, 1986. He played on the Giants' Super Bowl XXI and XXV championship teams and was voted the MVP of Super Bowl XXV after rushing for 102 yards and a touchdown in the 20-19 victory against the Buffalo Bills. Anderson is one of only four running backs in NFL history to score rushing touchdowns in two Super Bowls and win Super Bowl MVP, joining Franco Harris, John Riggins and Emmitt Smith. In 83 regular-season games with the Giants, Anderson had 704 rushing attempts for 2,274 yards and 35 touchdowns (the sixth-highest total in franchise history). He added 77 receptions for 567 yards. Anderson became the team's primary back in 1989 and was named the NFL Comeback Player of the Year after scoring a career-high 14 touchdowns while running for 1,023 yards on 325 carries.

RODNEY HAMPTON

Hampton was the Giants' first-round draft choice in 1990 and played his entire eight-year career for them. He is second in franchise history with 6,897 rushing yards and 1,824 carries. Hampton had five consecutive 1,000-yard seasons (1991-95) and is third with 17 100-yard games and 49 rushing touchdowns. He is one of eight players in Giants history with at least 3,000 rushing yards and 100 receptions and one of eight with 3,000 rushing yards and 1,000 receiving yards. Hampton played in three postseason games, amassing 194 rushing yards, eight catches and two touchdowns. In a wild card victory against Minnesota on Jan. 9, 1994, Hampton carried 33 times for 161 yards, matching the Giants' postseason records set by Rob Carpenter in 1981. Hampton's 51-yard run in that game is the longest in Giants playoff history.

LEONARD MARSHALL

Marshall joined the Giants as a second-round draft choice out of LSU in 1983 and played in 149 regular-season games and 11 postseason games for the team. He played on the Giants' Super Bowl XXI and XXV title teams and was a Pro Bowler in 1985-86, when he totaled 27.5 sacks. Marshall was credited with 660 tackles (388 solo). His 79.5 career regular-season sacks place him third in franchise history, behind two Pro Football Hall of Famers: Michael Strahan (141.5) and Lawrence Taylor (132.5, not counting Taylor's 9.5 sacks as a rookie in 1981, the year before they became an official stat). In 11 postseason games, Marshall recorded 7.0 sacks, which is second in Giants history after Strahan's 9.5. Taylor had 6.5 postseason sacks. Marshall collected 3.0 sacks in both the 1986 and 1990 postseasons, when the Giants won the Super Bowl.

JIMMY PATTON

Patton was an eighth-round draft choice in 1955 who went on to become one of the great defensive backs in franchise history. He played on the 1956 championship team and on teams that advanced to the title game in 1958, 59 and 61-63. Patton was a five-time first-team All-Pro (1958-62), a second-team All-Pro in 1963, and a five-time Pro Bowler (1958-62). His 52 interceptions are second in Giants history, 11 more than No. 3 Spider Lockhart. Patton led the NFL with 11 interceptions in 1958, which ties Otto Schelbacher (1951) for the franchise single-season record. His 712 yards on interception returns are second in Giants history to Emlen Tunnell's 1,240. Patton also recovered 15 fumbles and returned 37 punts and 28 kickoffs, scoring once on each.

KYLE ROTE

Rote was the first overall selection in the 1951 NFL Draft. He played on the 1956 championship team and in the 1958, '59 and '61 title games. Rote played two years at running back before switching to wide receiver because of a knee injury. He was selected to four Pro Bowls (1953-56) and was a two-time second-team All-Pro (1956 and 1960). Rote is second in Giants history with 48 touchdown receptions, 13th with 300 catches and seventh with 4,797 receiving yards (he was the franchise leader in all three categories when he retired). He also rushed for 871 yards and four scores before switching from running back to wide receiver. Rote was the Giants' backfield coach in 1962-63 before beginning a long career in broadcasting.

RONNIE BARNES

Barnes has been with the Giants organization since 1976 and the team's head athletic trainer since 1980. He was promoted to the position of Vice President of Medical Services in 2003 and to Senior Vice President in 2011. During his 47 seasons with the team, Barnes has treated, counseled and befriended hundreds of players, coaches and staffers. One of the most respected athletic trainers in professional sports, Barnes was elected to the National Athletic Trainers Association Hall of Fame in June 1999. In 2002, he was voted the Athletic Trainer of the Year by NFL physicians. That same year, his alma mater, East Carolina University, honored Barnes for his many contributions to the school by opening the Ronnie Barnes African American Resource Center at the school's Joyner Library. Barnes was the first African American graduate of the Sports Medicine Department at ECU. He has since been elected to the East Carolina Athletic Hall of Fame and been named a winner of the Outstanding Alumni Award. In January 2019, Barnes was presented with a lifetime achievement award by the Fritz Pollard Alliance, a foundation which promotes diversity and minority hiring throughout the NFL. Barnes was inducted into the North Carolina Sports Hall of Fame in 2022.

GIANTS NUMBER ONE SELECTIONS

1936	Art Lewis, T	Ohio University
1937	Ed Widseth, T	Minnesota
1938	George Karamatic, HB	Gonzaga
1939	Walt Nielson, FB	Arizona
1940	Grenny Lansdell, HB	Southern California
1941	George Franck, HB	Minnesota
1942	Merle Hapes, HB	Mississippi
1943	Steve Filipowicz, FB	Fordham
1944	Billy Hillenbrand, HB	Indiana
1945	Wesley Barbour, HB	Wake Forest
1946	George Connor, T	Notre Dame
1947	Vic Schwall, HB	Northwestern
1948	Tony Minisi, HB	Pennsylvania
1949	Paul Page, HB	SMU
1950	Travis Tidwell, QB	Auburn
1951	Kyle Rote, HB	SMU
1952	Frank Gifford, HB	Southern California
1953	Bobby Marlow, HB	Alabama
1954	Ken Buck (2nd Round), E	Pacific
1955	Joe Heap, HB	Notre Dame
1956	Henry Moore, FB	Arkansas
1957	Sam DeLuca (2nd Round), T	South Carolina
1958	Phil King, FB	Vanderbilt
1959	Lee Grosscup, QB	Utah
1960	Lou Cordileone, G	Clemson
1961	Bruce Tarbox (2nd Round), G	Syracuse
1962	Jerry Hillebrand, LB	Colorado
1963	Frank Lasky,T (2nd Round, future)	Florida
1964	Joe Don Looney, RB	Oklahoma
1965	Tucker Frederickson, RB	Auburn
1966	Francis Peay, T	Missouri
1967	Louis Thompson (4th Round), T	Alabama
1968	Dick Buzin (2nd Round), DT	Penn State
1969	Fred Dryer, DE	San Diego State
1970	Jim Files, LB	Oklahoma
1971	Rocky Thompson, RB	West Texas State
1972	Eldridge Small, DB	Texas A & I
1973	Brad Van Pelt (2nd Rd), LB	Michigan State
1974	John Hicks, G	Ohio State
1975	Al Simpson (2nd Rd), T	Colorado State
1976	Troy Archer, DT	Colorado
1977	Gary Jeter, DT	Southern California
1978	Gordon King, T	Stanford
1979	Phil Simms, QB	Morehead State
1980	Mark Haynes, DB	Colorado
1981	Lawrence Taylor, LB	North Carolina
1982	Butch Woolfolk, RB	Michigan
1983	Terry Kinard, DB	Clemson
1984	Carl Banks, LB	Michigan State
1985	George Adams, HB	Kentucky
1986	Eric Dorsey, DE	Notre Dame
1987	Mark Ingram, WR	Michigan State
1988	Eric Moore, T	Indiana
1989	Brian Williams, C	Minnesota
1990	Rodney Hampton, HB	Georgia
1991	Jarrod Bunch, RB	Michigan
1992	Derek Brown, TE	Notre Dame
1993	Michael Strahan (2nd Rd), DE	Texas Southern
1994	Thomas Lewis, WR	Indiana
1995	Tyrone Wheatley, RB	Michigan
1996	Cedric Jones, DE	Oklahoma
1997	Ike Hilliard, WR	Florida
1998	Shaun Williams, S	UCLA
1999	Luke Petitgout, G	Notre Dame
2000	Ron Dayne, RB	Wisconsin
2001	Will Allen, CB	Syracuse
2002	Jeremy Shockey, TE	Miami
2003	William Joseph, DT	Miami
2004	Philip Rivers, QB, (traded to San Diego on draft day for ELI MANNING, QB, Mississippi -in a deal that also involved draft picks.)	NC State
2005	Corey Webster (2nd Rd), CB	LSU
2006	Mathias Kiwanuka, DE	Boston College
2007	Aaron Ross, CB,	Texas
2008	Kenny Phillips, S	Miami
2009	Hakeem Nicks, WR	North Carolina
2010	Jason Pierre-Paul, DE	South Florida
2011	Prince Amukamara, CB	Nebraska
2012	David Wilson, RB	Virginia Tech
2013	Justin Pugh, T	Syracuse
2014	Odell Beckham Jr, WR	LSU
2015	Ereck Flowers, T	Miami (FL)
2016	Eli Apple, CB	Ohio State
2017	Evan Engram, TE	Mississippi
2018	Saquon Barkley, RB	Penn State
2019	Daniel Jones, QB	Duke
2020	Andrew Thomas, T	Georgia
2021	Kadarius Toney, WR	Florida
2022	Kayvon Thibodeaxu, OLB	Oregon
2023	Deonte Banks, CB	Maryland

HISTORY OF GIANTS TRAINING CAMP

Quest Diagnostics Training Center	2013-Present
University at Albany	2012
TIMEX Performance Center	2011
University at Albany	1996-2010
Fairleigh Dickinson University	1988-1995
Pace University	1975-1987
Fairfield University	1974
Monmouth College	1972-1973
C.W. Post	1970-1971
Fairfield University	1961-1969
St. Michael's College (Winooski, VT)	1959-1960
Willamette University (Salem, OR)	1958
St. Michael's College (Winooski, VT)	1956-1957
Willamette University (Salem, OR)	1954-1955
Gustavus-Adolphus	1952-1953
Saranac, New York	1950-1951
Pearl River, New York	1947-1949
Superior, Wisconsin	1946
Bear Mountain	1943-1945
Superior, Wisconsin	1941-1942
Blue Hills Country Club (Pearl River, NY)	1940
Superior, Wisconsin	1939
Pearl River, New York	1934-1938
Pompton Lakes, NJ	1933

GIANTS DRAFTS SINCE 1936

(f) = Future Choice (BC) = Bonus Choice
() = Team didn't have a selection during that round

1936
1. ART LEWIS, T, Ohio 2. TUFFY LEEMANS, B, Geo. Washington 3. BUTCH LOEBS, E, Purdue 4. ROY ROSE, E. Tennessee 5. ED JONTOS, G. Syracuse 6. GUS DURNER, T, Duke 7. BOB PEEPLES, T, Marquette 8. DICK HEEKIN, B, Ohio St. 9. PHIL FLANAGAN, G, Holy Cross

1937
1. ED WIDSETH, T, Minnesota 2. TARZAN WHITE, G, Alabama 3. JERRY DENNERLEIN, T, St. Mary's (Calif.) 4. WARD CUFF, B, Marquette 5. MICKEY KOBROSKY, B, Trinity (Conn.) 6. JIM FARLEY, G, VMI 7. JIM POOLE, E, Mississippi 8. GENE MEYERS, G, Kentucky 9. DWIGHT SCHEYER, T, Washington St. 10. CHUCK GELATKA, E, Mississippi St.

1938
1. GEORGE KARAMATIC, B, Gonzaga 2. FRED VANZO, B, Northwestern 3. DUTCH KONEMANN, B, Georgia Tech 4. FRANK SOUCHAK, E, Pittsburgh 5. KELLY MOAN, B, W. Virginia 6. TED DOYLE, T, Nebraska 7. JOHN MELLUS, T, Villanova 8. BOB GRIMSTEAD, T, Washington St. 9. DOUG OLDERSHAW, G, Cal.-Santa Barbara 10. ELMORE HACKNEY, B, Duke

1939
1. WALT NIELSEN, B, Arizona 2. JOHN CHICKERNEO, B, Pittsburgh 3. DON WILLIS, B, Clemson 4. JERRY GINNEY, G, Santa Clara 5. LLOYD WOODELL, C, Arkansas 6. PETE ZAGAR, T, Stanford 7. BOB MILLS, T, Nebraska, 8. TOM ROBERTS, T, DePaul 9. MERL MILLER, B, Washington 10. BRUNO SCHROEDER, E, Texas A&M 11. SAM ALLIS, B, Centenary 12. GEORGE WATSON, B, N. Carolina 13. GIL DUGGAN, T, Oklahoma 14. TED PANISH, B, Bradley 15. JACK SANDERS, T, SMU 16. WILL DOLMAN, E, California 17. BILL PAULMAN, B, Stanford 18. LYLE SMITH, G, Tulane 19. MARIO TONELLI, B, Notre Dame 20. JACK RHODES, G, Texas

1940
1. GRANVILLE LANSDELL, B, USC 2. JOHN McLAUGHRY, B, Brown 3. CARL TOMASELLI, E, Scranton 4. LOU SMITH, B, California 5. REX WILLIAMS, C, Texas Tech 6. WIN PEDERSON, T, Minnesota 7. DOM PRINCIPE, B, Fordham 8. EARL CLARK, B, TCU 9. JOHN McKIBBEN, E, Tulsa 10. ED McGEE, G, Temple 11. JOE PAYNE, G, Clemson 12. BOB SMITH, B, Oregon 13. OTHEL TURNER, T, Tulsa 14. NED SWAN, C, Drake 15. JOHN ROGALIA, B, Scranton 16. BENNETT EDWARDS, T, Baylor 17. CECIL WALDEN, G, Oregon 18. JOHN SULLIVAN, E, San Francisco 19. WEENIE BARNUM, B, Centenary 20. MYRON CLAXTON, T, Whittier

1941
1. GEORGE FRANCK, B, Minnesota 2. FRANKIE REAGAN, B, Pennsylvania 3. LEN ESHMONT, B, Fordham 4. LOU DeFILIPPPO, C, Fordham 5. DON VOSBERG, E, Marquette 6. LEN YOUNCE, G, Oregon St. 7. BEN SOHN, G, USC 8. WALT MATUSZCZAK, B, Cornell 9. BOBBY PEOPLES, B, USC, 10. ANDY MAREFOS, B, St. Mary's (Calif.) 11. CASS BROVARNEY, G, Detroit 12. ARNIE MOORE, E, Mississippi St. 13. JOHNNY BLACK, B, Arizona 14. WILSON LUCAS, E, Baylor 15. JACK ANDERSON, T, Baylor 16. DAVE ALLERDICE, B, Princeton 17. CHUCK PETERS, B, Penn St. 18. EARL STONE, C, Washington 19. JACK DUNGAN, T, Arizona 20. TED FISHER, E, Carnegie-Mellon

1942
1. MERLE HAPES, B, Mississippi 2. BOB SWEIGER, B, Minnesota 3. AL BLOZIS, T, Georgetown 4. BOB GLASS, B, Tulane 5. TOMMY PROTHRO, B, Duke 6. TOM KEARNS, T, Miami 7. BOB MERKER, E, Millikin 8. MIKE KOPCIK E, Georgetown 9. JOHN SOLIC, C, St. Francis (N.Y.) 10. LEN KROUSE, B, Penn St. 11. BOB BARNETT, C, Duke 12. PETE LAYDEN, B, Texas 13. BUDDY JUNGMICHEL, G, Texas 14. KEITH DOGGERT, T, Wichita St. 15. VERNE MILLER, T, Harvard 16. JOHN HOVIOUS, B, Mississippi 17. OWEN PRICE, B, Texasl-El Paso 18. ADAM KRETOWICZ, E, Holy Cross 19. JIM BLUMENSTOCK, B, Fordham 20. MILT HULL, T, Florida

1943
1. STEVE FILIPOWICZ, B, Fordham 2. DEWEY PROCTOR, B, Furman 3. VAL CULWELL, G, Orgeon 4. JIM REYNOLDS, B, Auburn 5. LOU PALAZZI, C, Penn St. 6. LARRY VISNIC, G, Benedictine 7. DOYLE CARAWAY, G, Texas Tech 8. BILL PICCOLO, C, Canisius 9. GLENN KNOX, E, William & Mary 10. WALT DOMINA, B, Norwich 11. DON McCAFFERTY, T, Ohio St. 12 JAY STOVES, B, Washington St. 13. HOWARD CURRIE, T, Geneva 14. N.A. KEITHLEY, B, Tulsa 15. JACK LISTER, E, Missouri 16. DWIGHT HOLSHAUSER, B, Catawba 17. JIM LUSHINE, T, Minnnesota 18. VETO BERLLUS, E, Idaho 19. FRED MARSHALL, G, N. Carolina 20. JOHN KORCZOWSKI, B, William & Mary 21. GENE HOEMAN, E, Oklahoma St. 22. KEITH BEEBE, B, Occidental 23. DAVE BROWN, B, Alabama 24. MAURICE HAIL, G, Tulsa 25. ED McNAMARA, T, Holy Cross 26. DICK DRAKE, T, Ohio Wesleyan 27. STAN RITINSKI, E, Fordham 28. CLARK MOLLENHOFF, T, Drake 29. VERLIN ADAMS, G, Morris Harvey 30. BOB BRUNDAGE, B, Penn

1944
1. BILLY HILLENBRAND, B, Indiana 2. LAMAR BLOUNT, B, Mississippi St. 3 CLYDE FLOWERS, T, TCU 4. HERB KANE, T, E. Central (Okla.) 5. VIC MAITLAND, T, Hobart 6. JACK OKLAND, T, Utah St. 7. HERM FRICKEY, B, Minnesota 8. ROY CLAY, B, Colorado St. 9. JOHNNY SANCHEZ, T, San Francisco 10. ERNIE BEAMER, E, Duke 11. CARL GRATE, G, Georgia 12. TOMMY MONT, B, Maryland 13. RAY POOLE, E, Mississippi 14. ELBERT CORLEY, C, Mississippi St. 15. OLLIE POOLE, E, Mississppi 16. RALPH ELLSWORTH, B, Texas 17. ED SCHNEIDER, T, Washburn 18. MARCEL GRES, T, Texas 19. NEIL BROOKS, B, Washington 20. PETE KANE, B, Geneva 21. KIT KITTRELL, B, Baylor 22. ROY RENFRO, G, Fresno St. 23. JOHN DUBZINSKI, G, Boston Col. 24. HOWARD BEYER, C, Michigan St. 25. BEN BABULA, B, Fordham 26. TED FITANIDES, B, New Hampshire 27. ANDY BIRES, E, Alabama 28. TOM ROCK, E, Columbia 29. WALT CYHEL, T, Creighton 30. FRANCIS NELSON, B, Baylor

1945
1. ELMER BARBOUR, B, Wake Forest 2. GORDON APPLEBY, C, Ohio St. 3. ED CASTLEBERRY, B, W. Texas St. 4. BARNEY POOLE, E, Mississippi/Army 5. JACK MEAD, E, Wisconsin 6. NICK VODICK, B, Northwestern 7. JOHN RUDAN, B, Marquette 8. VIC SMITH, B, UCLA 9. JIM YOUNG, T, Arkansas 10. BILLY BEVIS, B, Tennessee 11. BOB BOOZER, T, Arkansas 12. STAN RHOADES, B, Mississippi St. 13. JACK WINK, B, Wisconsin 14. JIM LITTLE, T, Kentucky 15. BOB JABBUSCH, G, Ohio St. 16. BILL BYRD, C, Maryland 17. GLENN MORRIES, T, Texas 18. PETE DAVIS, B, Santa Clara 19. SAM VACANTI, B, Iowa 20. VERN OLIVER, C, Washington St. 21. JIM CHADWELL, T, Tennessee 22. VINCE MROZ, E, Michigan St. 23. GEORGE KITA, B, Drake 24. DOUG GRAHAM, T, Stanford 25. JACK DILLON, E, Texas Tech 26. CHARLEY J'ANTHONY, B, Brown 27. RAY PIPKIN, B, Aranksas 28. JOE WOLF, C, USC 29. TOM BRODERICK, T, Utah 30. JOHN STAPLES, G, Alabama

1946
1. GEORGE CONNOR, T, Notre Dame 2. ELMER JONES, G, Wake Forest 3. HOSEA RODGERS, B, N. Carolina 4. PAUL DUKE, C, Georgia Tech 5. PETE STOUT, B, TCU 6. JIM LALIKOS, T, Brown 7. JIM PLYLER, T, Texas 8. GENE ROBERTS, B, Tenn.-Chattanooga 9. MIKE HARRIS, G, Mississippi St. 10. WALT CLAY, B, Colorado 11. WARREN AMLING, G, Ohio St. 12. AL BUSH, T, Duke 13. BOB REIMAN, B, Oregon St. 14. BOB HAZELHURST, B, Denver 15. STAN STAPLEY, T, Utah 16. NICK TERLIZZI, T, Alabama 17. RAY JUSTAK, G, Northwestern 18. BOB MORRIS, B, USC 19. TOM LOFLIN, E, LSU 20. DICK KELLY, B, Minnesota 21. MEL PATTON, B, Santa Clara 22. BILL STIERS, B, UCLA 23. VERNON HARE, B, Santa Clara 24. NEIL SCULLY, B, Dayton 25. GEORGE MILLER, T, Denver 26. BARNEY WHITE, E, Tulsa 27. BUTCH KALENS, G, Illinois 28. CHARLIE ELLIS, B, Virginia 29. STEVE LUCAS, E, Duke 30. Bill VORIS, B, N. Carolina

1947
1. VIC SCHWALL, B, Northwestern 2. JOHN CANNADY, C, Indiana 3. NELSON GREENE, T, Tulsa 4. BOB DAVIS, T, Georgia Tech 5. DUKE IVERSON, B, Oregon 6. FRANK

GIANTS DRAFTS SINCE 1936

MUELHEUSER, B, Colgate 7. JOHN NOTIVSKY, T, Oklahoma City 8. FRED MULLIS, B, Tenn.-Chattanooga 9. HUNCHY HOERNSCHEMEYER, B, Indiana 10. HARDY BROWN, B, Tulsa 11. BILL HACHTEN, G, Stanford 12. HERSCHEL FUSON, G, Army 13. JOHN FALLON, T, Notre Dame 14. BOB ORLANDO, G, Colgate 15. FRANK PULLATIE, B, SMU 16. DICK BRINKLEY, B, Wake Forest 17. FRANK GUESS, B, Texas 18. TOM LANDRY (f), B, Texas 19. JOE PONSETTO, B, Michigan 20. ART DONOVAN, T, Boston Col. 21. HAL SCHOENER, E, Iowa 22. BILL MOLL, B, Connecticut 23. DICK THOMAS, G, S. Mississipi 24. RALPH STEWART, C, Notre Dame 25. GEORGE BIBIGHAUS, E, Muhlenberg

1948

1. SKIPPY MINISI, B, Penn/Navy 2. JOE SCOTT, B, San Francisco 3. Choice to Boston 4. BRUCE GEHRKE, E, Columbia 5. JOHNNY WOLOSKY, C, Penn St. 6. BILL ERICKSON, T, Mississippi 7A. BOB PFOHL, B, Purdue 7B. KEN WILTGEN, E, Northwestern (choice from Green Bay) 7C. ED ROYSTON, G, Wake Forest (choice from Chicago Cards) 8A. RALPH HUTCHINSON, T, Tenn.-Chattanooga 8B. RAY COATES, B, LSU (choice from Detroit) 9. DICK OTTELLE, B, Washington 10. STAN MAGDZIAK, B, William & Mary 11. PETE LANZI, E, Youngstown St. 12A. LEN MODZELESKI, E, Fordham 12B. JIM BRIESKE,C, Michigan (choice from Detroit) 13. BOB HATCH, B, Boston U. 14. JOHN HANSEL, G, Guilford 15. DAN GARZA, E, Oregon 16. DAN YOVETICH, E, Montana St. 17. JOE GROTHUS, G, Iowa 18. GEORGE MATHEWS, B, Georgia Tech 19. DON ETTINGER, G, Kansas 20. FRANK WILLIAMS, B, Utah St. 21. DICK WOODARD, C, Iowa 22. GEORGE KISIDAY, T, Columbia 23. THERON ROBERTS, G, Arkansas 24. WALT McCORMICK, C, USC 25. DICK WILKINS, E, Oregon 26. VINCE MAROTTA, B, Mount Union 27. TOM SALISBURY, T, Clemson 28. ROY LILJA, C, Colorado Col. 29. BOBBY GREENHALGH, B, San Francisco 30. ED KELLEY, T, Texas

1949

1. PAUL PAGE, B, SMU 2. AL DeROGATIS, T, Duke 3. BILL OLSON, B, Columbia 4. BILL KAY, T, Iowa 5. J.J. CHEEK, G, Oklahoma St. 6. ABE GIBRON, G, Purdue 7. FRANK LoVUOLO, E, St. Bonaventure 8. JOHN SALSCHNEIDER, B, St. Thomas 9. JOE SOBOLESKI, G, Michigan 10. GENE ROSSIDES, B, Columbia 11. DICK HENSLEY, E, Kentucky 12. GEORGE SUNDHEIM, B, Northwestern 13. BILL AUSTIN, T, Oregon St. 14. NORB ADAMS, B, Purdue 15. RALPH PICKELSIMER, C, Otterbein 16. JERRY MORRICAL, T, Indiana 17. WALLY TENIGA, B, Michigan 18. DICK NUTT, B, N. Texas St. 19. KEN McCALL, B, Georgia 20. PAT O'SULLIVAN, C, Alabama 21. A.D. CATE, G, N. Texas St. 22 TOM FETZER, B, Wake Forest 23. CLETE FISCHER, B, Nebraska 24. DON McAULIFFE, B, Notre Dame 25A. GENE DEGYANSKI, E, Baldwin-Wallace 25B. RALPH DORAN, B, (choice from Chicago Cards)

1950

1. TRAVIS TIDWELL, QB, Auburn 2. EDDIE PRICE, B, Tulane 3. RANDY CLAY, B, Texas 4. PORTER PAYNE, G, Georgia 5. FORREST GRIFFITH, B, Kansas 6. Choice to Chicago Cards 7.Choice to Chicago Cards 8. EBERT Van BUREN, B, LSU 9. VINCE CISTERNA, E, N. Arizona 10. BOB WILKINSON, (f), E, UCLA 11. Choice to Los Angeles 12. RAY WIETECHA, C, Northwestern 13. JOE KELLY, C, Wisconsin 14. GENE FRITZ, T, Minnesota 15. BILL ROBERSON, T, Stephen F. Austin 16. BOB JACKSON, B, N. Carolina A&T 17. STEVE HATFIELD, B, Shippensburg 18. GEORGE ROMAN, T, Case Western Res. 19. FRITZ BARZILAUSKAS, G, Yale 20. JOE TANGARO, T, Utah 21. BILL STRIBLING, (f), E, Mississippi 22. BOB DeMOSS, B, Purdue 23. WARREN DAVIS, C, Colgate 24. TOM FINNIN, T, Detroit 25. KEN BEIERSDORF, B, Minnesota 26. CARL COPP, T, Vanderbilt 27. ART SWEET, B, Baylor 28. DON McAULIFFE, (f), B, Michigan 29. MIKE BOYDA, B, Washington & Lee 30. HAMPTON TANNER, T, Georga

1951

BC KYLE ROTE, B, SMU 1. JIM SPAVITAL, B, Oklahoma St. 2. RAY KROUSE, T, Maryland 3. SONNY GRANDELIUS, B, Michigan St. 4. Choice to Chicago Bears 5. JACK STROUD, T, Tennessee 6. HERB HANNAH, T, Alabama 7. JOEL WILLIAMS, C, Texas 8. FRED BENNERS, (f), B, SMU 9. HOLLAND DONAN, T, Princeton 10. EARL MURRAY, G, Purdue 11. REDS BAGNELL, B, Penn 12. BOB HUDSON, E, Clemson 13. PAUL DOUGLASS, B, Illinois 14. PAT FLANAGAN, T, Marquette 15. GENE VYKUKAL, T, Texas 16. ALAN PFEIFER, E, Fordham 17. BUD SHERROD, E, Tennessee 18. FRANK SMITH, B, Miami 19. BILLY CONN, B, Auburn 20. BILL ALBRIGHT, T, Wisconsin 21. BERNIE LEMONICK, G, Penn 22. WALDO BINKLEY, T, Austin Peay 23. DICK YELVINGTON, T, Georgia 24. DICK KUH, G, Michigan St. 25. CHET LAGOD, T, Tenn.-Chattanooga 26. QUINCY ARMSTRONG, C, N. Texas St. 27. CHARLEY HUBBARD, E, Morris Harvey 28. HAL QUINN, G, SMU 29. JOHN CONSIDINE, T, Purdue

1952

1. FRANK GIFFORD, B, USC 2. RAY BECK, G, Georgia Tech 3. DON HEINRICH, (f), QB, Washington 4A. MERWIN HODEL, B, Colorado (choice from Texas) 4B. DON MENASCO, E, Texas 5. BOB PATTON, T, Clemson 6. JIM MacKENZIE, T, Kentucky 7. VAL JOE WALKER, (f), B, SMU 8. BILLY SHIPP, (f), T, Alabama 9. JOHN KASTAN, B, Boston U. 10. PAT KNIGHT, E, SMU 11. CHARLIE HARRIS, C, California 12. DICK OCHOA, B, Texas 13. PAT BRADY, B, Nev.-Reno 14. HAL MITCHELL, T, UCLA 15. PAUL BISCHOFF, E, W. Virginia 16. PAUL BURNS, G, Notre Dame 17. BOB KARPE, T, California 18. GENE LITTLE, G, Rice 19. FRANK CAHILL, E, N. Illinois 20. REX BOGGAN, (f), T, Mississippi 21. JIM CREAMER, C, Michigan St. 22. BOB RALEY, B, Texas 23. BOB BICKEL, B, Duke 24. WES MITCHELL, E, Pacific 25. BILL KELLEY, C, Pacific 26. TOM LAVERY, E, Boston U. 27. DUANE MORRISON, B, Arizona St. 28. ALTON PATTERSON, T, McMurry 29. JIM DILLON, B, California 30. JOE ARNOLD, G, Texas

1953

1. BOBBY MARLOW, B, Alabama 2. EDDIE CROWDER, QB, Oklahoma 3. CAL ROBERTS, T, Gustavus Adolphus 4. EVERETT DOUGLAS, T, Florida 5. BUFORD LONG, B, Florida. 6. BOB PEVIANI, G, USC 7. DON BRANBY, E, Colorado 8. DON BECK, B, Notre Dame/Army 9. JIM GRAY, B, Panola J.C. 10A. DARROW COOPER, E, Texas A&M (choice from Washington) 10B. CHARLIE MALOY, QB, Holy Cross 11. JIM RUEHL, C, Ohio St. 12. JOE MATESIC, T, Arizona St. 13. JACK McSHULSKI, E, Kansas St./Army 14. J.J. HALL, B, Florida 15. DICK BOWMAN, G, Oklahoma 16. BILL SKYINSKUS, G, Syracuse 17. DON RHODEN, C, Rice 18. PHIL SUWALL, B, W. Maryland 19. HAL LEHMAN, T, S. Mississippi 20. DICK CHRISTIANSEN, E, Arizona 21. GENE BULLARD, T, Louisana Col. 22. MIKE KELLEY, E, Florida 23. TED KUKOWSKI, C, Syracuse/Navy 24. CHARLEY KUBES, G, Minnesota 25. DAN DRAKE, B, Rice 26. BILL WETZEL, B, Syracuse 27. ROSIE BROWN, T, Morgan St. 28. JOE RAMONA, G, Santa Clara 29. BOB GRIFFIS, G, Furman 30. STAVROS CANAKES, G. Minnesota

1954

1. Choice to Green Bay 2. KEN BUCK, E, Pacific 3. CLYDE BENNETT, E, S. Carolina 4. DICK NOLAN, B, Maryland 5. EARL PUTNAM, T, Arizona St. 6. GEORGE JACOBY, T, Ohio St. 7. WAYNE BERRY, B, Washington St. 8. RALPH STARKEY, T, W. Virginia 9. PETE O'GARRA, E, UCLA 10. JOHN STEINBERG, E, Stanford 11. TOM FITZPATRICK, G, Villanova 12. WENDELL GULSETH, T, Wisconsin 13. BOB TOPP, E, Michigan 14. BOBBY EPPS, B, Pittsburgh 15. JIM SWAN, G, Denver 16. GEORGE RICE, B, Iowa 17. JACKIE PARKER, B, Mississippi St. 18. CRAWFORD MIMS, G, Mississipi 19. BOB KING, G, S. Carolina 20. GENE SNIPES, E, Austin 21. REX CORLESS, B, Michigan St. 22. JOE COLLIER, E, Northwestern 23. PETE MANGUM, B, Mississipi 24. BILL HARRIS, T, LSU 25. BILL BAKER, B, Washburn 26. GEORGE VanZANDT, B, Long Beach C.C. 27. BOB CLATTERBUCK, B, Houston 28. JIM PARTRIDGE, B, Tulane 29. BILL MOTE, T, Florida St. 30. JIM GIBSON, T, USC

1955

1. JOE HEAP, B, Notre Dame 2. Choice to Los Angeles 3A. ROSEY GRIER, T, Penn St. (Choice from Los Angeles) 3B Choice to Chicago Cards 4. Choice to Baltimore 5. MEL TRIPLETT, B, Toledo 6. RON LOCKLIN, E, Wisconsin 7. Choice to Washington 8. JIMMY PATTON, B, Mississippi 9. Choice to Baltimore 10. LEA PASLAY, B, Mississippi 11. BILL HILLEN, E, W. Virginia 12. HANK BURNINE, (f), E, Missouri 13. JOHN DAMORE, C, Northwestern 14. ELWOOD KETTLER, B, Texas A&M 15. ED STOWERS, E, Wake Forest 16. DAVE KRAGTHROPE, G, Utah St. 17. BOB BILLS, B, BYU 18. JOE STOUT, B, Temple 19. JOHN JACOBS, E, Colby 20. Choice to Green Bay 21. GARY DILBY, C, LSU 22. AL DOGGETT, B, LSU 23. JERRY CALLAHAN, B, Colorado St. 24. MATT VUJEVICH, B, San Jose St. 25. KEN DEMENT, T, SE Missouri St. 26. ABE COHEN , G, Tenn.-Chattanooga 27. PAUL BLANDA, B, Pittsburgh 28. AL CROW, T, William & Mary 29. HAROLD JACKSON, B, Southern 30. BILL POOLE, B, Oregon

GIANTS DRAFTS SINCE 1936

1956
1. Choice to Los Angeles 2. HENRY MOORE, B, Arkansas 3. SAM HUFF, T, W. Virginia 4. JIM KATCAVAGE, E, Dayton 5. DON CHANDLER, B, Florida 6. FRED CASON, B, Florida 7. RON NERY, T, Kansas St. 8. DON HOLLEDER, E, Army 9. KEN BRADEN, C, E. Texas St. 10. JOHNNY HERMANN, B, UCLA 11. DICK MOLONEY, B, Kentucky 12. Choice to Washington 13. EDDIE CRAWFORD, (f), B, Mississippi 14. JOHN McMULLAN, G, Notre Dame 15. RON MELNIK, T, Army 16. AL PORTNEY, T, Missouri 17. TOM MOONEY, T, Miami (Ohio) 18. MATT BOONE, B, N. Carolina Cen. 19. RAY DETRING, B, Missouri 20. MIKE FALLS, G, Minnesota 21. DON McCOMB, E, Villanova 22. JERRY HARKRADER, B, Ohio St. 23. BOB McCOOL, B, Mississippi 24. GERRY HUTH, G, Wake Forest 25. HARRY SPEERS, B, Florida 26. BEV BULLER, B, Kansas 27. GERRY NESBITT, B, Arkansas 28. BILL FULLER, T, Arkansas 29. JIM NELSON, G, Duke 30. WAYNE WILLIAMS, E, E. Illinois

1957
1. Choice to Los Angeles 2. SAM DeLUCA, T, S. Carolina 3. DENNIS MENDYK, B, Michigan St. 4. Choice to Los Angeles 5. LARRY WESLEY, T, Florida 6. BOB HOBERT, T, Minnesota 7. CHUCK CURTIS, QB, TCU 8. JOHN BOOKMAN, B, Florida 9. DON MAYNARD, B, Texas-El Paso 10. GORDON MASSA, C, Holy Cross 11. PAT BURKE, G, Michigan St. 12. Choice to Green Bay 13. RON BENNETT, E, Mississipi St. 14. DEAN HESSE, T, E. Texas St. 15. JULIUS DERRICK, E, S. Carolina 16. LOU DEUTSCHMANN, B, LSU 17. JERRY STONE, C Mississippi 18. JIM EATON, E, Florida 19. RONNIE MORRIS, B, Tulsa 20. LANEAIR ROBERTS, E, Georgia 21. JOE SMALTZ, B, John Carroll 22. JIM NEIMANN, B, Cincinnati 23. JACK HEALEY, B, Maryland 24. DON HICKS, T, Florida 25. JERRY GOEBEL, C, Michigan 26. EMMETT ZALENKA, G, Tulane 27. CARL BRAWLEY, T, Sul Ross 28. CORKY GAINES, G, S. Carolina 29. MIKE BOWMAN, G, Princeton 30. DON GEST, E, Washington St.

1958
1. PHIL KING, B, Vanderbilt 2. FRANK YOUSO, T, Minnesota 3. Choice to Green Bay 4. DONNIE CARAWAY, B, Houston 5A. DICK DAY, T, Washington 5B. BOBBY JOE CONRAD, B, Texas A&M (choice from Baltimore) 6. BILLY LOTT, B, Mississippi 7. VERNON VAUGHN, E, Md.-E. Shore 8. DON SUTHERIN, B, Ohio St. 9. RON KISSELL, T, Pittsburgh 10. HERB DRUMMOND, B, Central St. (Ohio) 11. SID WILLIAMS, B, Wisconsin 12. GERRY HERSHEY, T, Syracuse 13A. GEORGE KURKER, T, Tufts (choice from Chicago Bears) 13B. DON HERNDON, B, Tampa 14. C.R. ROBERTS, B, USC 15. NORM SIXTA, T, Minnesota 16. JOHN WEST, T, Mississippi 17. JACK HARRISON, C, Duke 18. DICK FUSCO, T, Middlebury 19. ERNIE JACKSON, B, Syracuse 20. JOE CLEMENTS, B, Texas 21. CHARLIE HANSEN, C Tulane 22. CLEVE WESTER, T, Auburn 23. BILLY HURST, B, Mississippi 24. MAX BROD, B, Texas Tech 25. WAYNE HAENSEL, T, S. Dakota 26. DAVE BURKHOLDER, G, Minnesota 27. DICK BRONSON, T, USC 28. BOB WATTERS, E, Lincoln (Mo.) 29. LOU PITNEY, C, New Haven 30. BILLY LUMPKIN, E, No. Alabama

1959
1. LEE GROSSCUP, QB, Utah 2. BUDDY DIAL, E, Rice 3. JOE MORRISON, B, Cincinnati 4. Choice to Detroit 5. ELLISON KELLY, G, Michigan St. 6. Choice to Cleveland 7. Choice to Green Bay. 8. Choice to Chicago Bears 9. JACK DELVEAUX, B, Illinois 10. BOB PEPE, E, N. Carolina St. 11. BOB SAWYER, B, Wyoming 12. CHARLIE FLOWERS, B, Mississippi 13. JOHN KOMPARA, T, S. Carolina 14. ROGER ELLIS, C, Maine 15. BOB BERCICH, B, Michigan St. 16. BOB SOLTIS, B, Minnesota 17. GOOSE GONSOULIN, E, Baylor 18. AL ECUYER, G, Notre Dame 19. GEORGE SCOTT, B, Miami (Ohio) 20. JERRY SHETLER, G, Minnesota 21. FRED SWEARINGEN, G, N. Carolina 22. GALE GIBSON, E, Iowa St. 23. FRANK KREMBLAS, QB, Ohio St. 24. CHARLEY JAMES, B, Missouri 25. LOU REALE, C, Buffalo 26. FRANK DORETTI, C, California 27. JOE BISCAHA, E, Richmond 28. DOLPHIUS WILLIAMS, T, Morgan St. 29. HENRY CHRISTOPHER, E, SMU 30. DAVE SINGTON, T, Alabama

1960 (Drafted 11th)
1. LOU CORDILEONE, T, Clemson 2. Choice to Baltimore 3. JIM LEO, DE, Cincinnati 4. Choice to Washington 5. Choice to St. Louis 6. GEORGE BLAIR, B, Mississippi 7. BOB YATES, T, Syracuse 8. FRED HAGEMAN, C, Kansas 9. BOB ANDERSON, HB, Army 10. BOB SIMMS, E, Rutgers 11. DALE REMS, T, Purdue 12. PETE HALL, QB, Marquette 13. JAMES VARNADO, FB, Southern 14. DOUG CLINE, FB, Clemson 15. WALTER BEACH, HB, Cen. Michigan 16. BILL BECK, T, Gustavus Adolphus 17. DAVID BAKER, E, Syracuse 18. TONY POLYCHRONIS, T, Utah 19. JIM WEBSTER, HB, Marquette 20. BILL GORMAN, T, McMurry

1961 (Drafted 11th)
1. Choice to Baltimore 2. (A) BOBBY GAITERS, HB, New Mexico St. (Choice from Washington) 3. (B) BRUCE TARBOX, G, Syracuse 3. Choice to Washington 4. (A) BEN DAVIDSON, DT, Washington (Choice from Los Angeles) 4. (B) Choice to Philadelphia 5. JERRY DANIELS, E, Mississippi 6. GREG LARSON, T-C, Minnesota 7. JIMMY COLLIER (f), E, Arkansas 8. ALLEN GREEN, C, Mississippi 9. MOSES GRAY, T, Indiana 10. GLEN KNIGHT, E, Shaw 11. ROBERT BENTON, T, Mississippi 12. JACK MOYNIHAN, QB, Holy Cross 15. JERRY FIELDS, HB, Ohio St. 14. EUGENE WHITE, B, Florida A&M 15. CODY BINKLEY (f), C, Vanderbilt 16. BERNIE VISHNESKI, DT, VPI 17. SYLVESTER COOPER, DT, Bakersfield JC 18. KEN DesMARAIS, C, Holy Cross 19. BOB REUBLIN,FB, Bowling Green 20. DON McKETA, B, Washington

1962 (Drafted 13th)
1. JERRY HILLEBRAND, LB, Colorado 2. BOB BILL, T, Notre Dame 3. Choice to Green Bay 4. GLYNN GRIFFING (f), QB, Mississippi 5. (A) BOOKIE BOLIN (f), G, Mississippi (Choice from Minnesota) 5. (B) CURTIS MIRANDA, LB, Florida A&M, (Choice from Los Angeles) 5. (C) Choice to St. Louis 6. (A) BILL TRIPLETT, RB, Miami (Ohio)(Choice from Los Angeles) 6. (B) Choice to Dallas 7. KEN BYERS, DT, Cincinnati 8. Choice to Chicago 9. REED BOHOVICH, T, Lehigh 10. J.R. WILLIAMS (f), C, Fresno St. 11. DAVE BISHOP, LB, Connecticut 12. AL GURSKY (f), HB, Penn St. 13. BILLY JOE BOOTH, T, LSU 14. GREG MATHER, E-K, Navy 15. JOE TAYLOR, HB, N. Carolina A&T 16. ROGER JOHNSON, HB, Oregon St. 17. KEN SCHAFFER, T, Marquette 18. BILL WINTER, LB, St. Olaf 19. ROBERT STEM, C, Syracuse 20. JIM MOSS, T, S. Carolina

1963 (Drafted 13th)
1. Choice to St. Louis 2. FRANK LASKY (f), T, Florida 3.DICK SKELLY, RB, Florida 4. Choice to Green Bay 5. (A) DAVID HILL, T, Auburn (Choice from Dallas) 5. (B) LOU SLABY, LB, Pittsburgh 6. ROBERT PETRICH, T, W. Texas St. 7. (A) DAVID HOPPMAN, RB, Iowa St. (Choice from Minnesota) 7.BURT PETKUS, G, Northwestern 8. DAVE HERMAN (f), G, Michigan St. 9. BOB TAYLOR, DE, Maryland St. 10. MIKE TALIAFERRO (f), QB, Illinois 11. DON McKINNON, C, Dartmouth 12. ED ADAMCHIK (f), G, Pittsburgh 13. JIM MOSS, RB, W. Virginia 14. JOE WILLIAMS, RB, Iowa 15. LANE HOWELL, T, Grambling 16. CHARLIE KILLETT (f), RB, Memphis St. 17. ROBERT McADAMS, T, N. Carolina Col. 18. WILLIAM PASHE, RB, Geo. Washington 19. BUCK BUCHANAN, DE, Grambling 20. HOMER JONES, E, Texas Southern

1964 (Drafted 13th)
1. JOE DON LOONEY, RB, Oklahoma 2. STEVE THURLOW, HB, Stanford 3. Choice to Green Bay 4. (A) Choice to Minnesota 4. (B) MATT SNELL, FB, Ohio St. (Choice from Los Angeles) 4. (C) GEORGE SEALS, DE, Missouri (Choice from St. Louis) 5. TONY DIMIDIO, DT, W. Chester St. 6. HENRY SCHICHTLE, QB, Wichita 7. ROGER ANDERSON, DT, Virginia Union 8. (A) GARY WOOD, QB, Cornell 8. (B) RAY POPP (f), G, Pittsburgh (Choice from Philadelphia) 9. MICKEY BITSKO, LB, Dayton 10. JAMES MORAN, DT, Idaho 11. GLEN CONDREN (f), DE, Oklahoma 12. JIM McNAUGHTON, E, Utah St. 13. JOHN DEIBERT (f), T, Penn St. 14. WILLIAM HARRIS, HB, Colorado 15. CHUCK HINTON (f), C, Mississippi 16. WYNN LEMBRIGHT, T, Toledo 17. DAVE HUMENIK (f), T, Notre Dame 18. JAMES D. GARRETT, HB, Grambling 19. FRANK KINARD (f), HB, Mississippi 20. TONY GIBBONS, T, John Carroll

1965 (Drafted 1st)
1. TUCKER FREDERICKSON, FB, Auburn 2. Choice to Minnesota 3. (A) Choice to San Francisco 3. (B) CHUCK MERCEIN, FB, Yale (Choice from Pittsburgh) 3. (C) BOB TIMBERLAKE, QB, Michigan (Choice from Dallas through Green Bay) 4. HENRY CARR, DB, Arizona St. 5.(A) Choice to Detroit 5. (B) FRANK LAMBERT, P, Mississippi (Choice from Washington) 6. Choice to Baltimore 7. Choice to Green Bay 8. WILLIE WILLIAMS, DB, Grambling 9. JONN FRICK, DE, Ohio 10. BEN CRENSHAW, DB, Jackson St. 11.

GIANTS DRAFTS SINCE 1936

ERNIE KOY, RB, Texas 12. JIM CARROLL, LB, Notre Dame 13. CARL LOCKHART, DB, N Texas St. 14. OLEN UNDERWOOD, LB, Texas 15. MIKE GIERS, G, USC 16. THOMAS GOOD (f), B, Marshall 17.DAVE POWLESS, T, Illinois 18. MIKE CICCOLELLO (f), LB, Dayton 19. SMITH REED, HB, Alcorn A&M 20. JOHN TOROK, QB, Arizona St

1966 (Drafted alternately 8-7-9)
1. FRANCIS PEAY, T, Missouri 2. DON DAVIS, DT, Los Angeles St. 3. TOM FISHER (f), LB, Tennessee 4. Choice to Detroit 5. BILL BRIGGS, DE, Iowa 6. Choice to Cleveland 7. PHIL HARRIS, HB, Texas 8. (A) CHARLIE HARPER, G, Oklahoma St. (Choice from Pittsburgh) 8. (A) BILL MATAN, DE, Kansas St. 9. FREEMAN WHITE, LB-TE, Nebraska 10. JEFF SMITH, LB, USC 11. CLIFF WILDER, E, Iowa 12. KEN AVERY (f), LB, So. Mississippi 13. JIM FULGHAM, T, Minnesota 14. HOWARD McCARD, G, Syracuse 15. STEVE BOWMAN, HB, Alabama 16. SAM PRICE, RB, Illinois 17. GARY EICKMAN, T, Illinois 18. KAI ANDERSON (f), C, Illinois 19. BOBBY CROCKETT, E, Arkansas 20. RANDY MINNIEAR, RB, Purdue

1967 (Drafted 1st)
1. Choice to Minnesota 2. Choice to Minnesota 3. Choice to Cleveland 4. LOUIS THOMPSON, DT, Alabama 5. DAVE LEWIS, HB, Stanford 6. Choice to Minnesota 7. Choice to Green Bay 8. SCOTT EATON, DB, Oregon St. 9. FRED FREEMAN, DT, Mississippi Valley 10. RICHARD STEBBINS, E, Grambling 11. PETE PIFER, FB, Oregon St. 12. BOB SHORTAL, LB, Dayton 13. TOM STIDHAM, K, Oklahoma 14. BILL BATES, K, Missouri 15. TOM REALE, T, So. Connecticut 16. BILL SEMAN, G, NE. Missouri 17. GARY ROWE, HB, N. Carolina St.

1968 (Drafted alternately 15-14)
1. Choice to Minnesota 2. RICH BUZIN, T, Penn St. 3. BOBBY DUHON, RB, Tulane 4. Choice to Dallas 5. Choice to Baltimore 6. Choice to Cleveland 7. DOUG CHATMAN, DE, Jackson St. 8. Choice to San Francisco 9. JOE KOONTZ, E, San Francisco St. 10. Choice to Green Bay 11. HENRY DAVIS, DE, Grambling 12. JAMES HOLIFIELD, DB, Jackson St. 13. JOHN GALLAGHER, DE, Boston U. 14. BILL MOREMAN, RB, Florida St. 15. McKINLEY BOSTON, G, Minnesota 16. KEN PARKER, DB, Fordham 17. LARRY KOHN, TE, Georgia

1969 (Drafted alternately 13-15-14)
1. FRED DRYER, DE, San Diego St. 2. Choice to Minnesota 3. (A) VERNON VANOY, DE, Kansas (Choice from Detroit) 3. (B) Choice to Los Angeles 4. RICH HOUSTON, FL, E. Texas St. 5. Choice to New Orleans 6. Choice to Cleveland 7. AL BRENNER, DB, Michigan St. 8. GEORGE IRBY, RB, Tuskegee 9. RAY HICKL, LB, Texas A&I 10. LOU GALIARDI, DT, Dayton 11. JONN FUQUA, RB, Morgan St. 12. HARRY BLACKNEY, RB, Maryland 13. RICHARD PERRIN, DB, Bowling Green 14. STEVE SMITH, K, Weber St. 15. DON HERRMANN, FL, Waynesburg 16. BYRON JONES, LB, W. Texas St. 17. KEN RILEY, LB, Arlington St.

1970 (Drafted alternately 15-12)
1. JIM FILES, LB, Oklahoma 2. Choice to St Louis 3. Choice to Atlanta 4. (A) Choice to Pittsburgh 4 (B) WESLEY GRANT, DE, UCLA (Choice from Detroit) 5. CLAUDE BRUMFIELD, G, Tennessee St. 6. DUANE MILLER, WR, Drake 7. Choice to Atlanta 8. Choice to Atlanta 9. PAT HUGHES, C, Boston U. 10. MATT FORTIER, DE, Fairmont St. 11. ALAN PITCAITHLEY, RB, Oregon 12. LARRY NELS, LB, Wyoming 13. GARY INSKEEP, T, Stout 14. RODNEY BRAND, C, Arkansas 15. WARREN MUIR, RB, S. Carolina 16. VICTOR NOLTING, DB, Xavier 17. WAILTER BREAUX, DT, Grambling

1971 (Drafted 18th)
1. ROCKY THOMPSON, WR, W. Texas St. 2. WAYNE WALTON, T-C, Abilene Christian 3. RON HORNSBY, LB, SE Louisiana 4. DAVID TIPTON, DT, Stanford 5. Choice to San Francisco 6. Choice to Atlanta 7. Choice to Houston 8. TED GREGORY, DE-LB, Delaware 9. ED THOMAS, LB, Lebanon Valley 10. HENRY REED, LB, Weber St. 11. MARK ELLISON, G, Dayton 12. TOM BLANCHARD, QB-P, Oregon 13. DAVE ROLLER, DT, Kentucky 14. CHARLIE EVANS, RB, USC 15. JIM WRIGHT, LB, Notre Dame 16. DICK GIBBS, TE, UTEP 17. COLEMAN ZENO, WR, Grambling

1972 (Drafted alternately 3-2)
1. (A) Choice to Chicago 1. (B) ELDRIDGE SMALL, DB, Texas A&I (Choice from Los Angeles through New England 1.(C) LARRY JACOBSON, DE, Nebraska (Choice from Minnesota) 2. Choice to San Francisco 3. (A) JOHN MENDENHALL, T, Grambling 3. (B) TOM MOZISEK, RB, Houston (Choice from Los Angeles) 4. Choice to Pittsburgh 5. TOM GATEWOOD, WR, Notre Dame (Choice from Los Angeles through Washington) 5 (B) LARRY EDWARDS, LB, Texas A&I 6. JOHN HILL, C, Lehigh 7. (A) Choice to Pittsburgh 7. (B) MIKE ZIKAS, DT, Notre Dame (Choice from Washington) 8. TOM MABRY, T, Arkansas 9. ED RICHARDSON, RB, Southern U. 10. JOHN ODOM, DB, Texas Tech 11. JOHN ROBERTSON, DB, Kansas St. 12. JAY ANDERSON, DT, Mayville St. 13. CHUCK HEARD, DE, Georgia 14. JAMES EVANS, LB, S. Carolina St. 15. KEN KAVANAUGH JR., TE, LSU 16. NEOVIA GREYER, DB, Wisconsin 17. JOHN SEYFERTH, RB, Michigan

1973 (Drafted alternately 16-15-17)
1. Choice to Cleveland 2. (A) BRAD VAN PELT, LB, Michigan St. (Choice from Minnesota) 2. (B) Choice to San Francisco 3. RICH GLOVER, DT, Nebraska 4. Choice to Atlanta 5. LEON McQUAY, RB, Tampa 6. WADE BRANTLEY, DT, Troy St. 7. RON FREEMAN, TE, VANDERBILT 8. GEORGE HASENHOHRL, DT, Ohio St. 9. T.Y. PAINE, QB, Washington St. 10. WALTER LOVE, DB, Westminster (Utah) 11. WILLIAM WIDEMAN, DT, N. Carolina A&T 12. RON LUMPKIN, DB, Arizona St. 13. CLIFTON DAVIS, RB, Alcom A&M 14. BRIAN KELLEY, LB, Cal Lutheran 15. CARL SCHAUKOWITCH, G, Penn St. 16. BEN NITKA, K, Colorado Col. 17. JOHN BILLIZON, DE, Grambling

1974 (Drafted alternately 3-2)
1. JOHN HICKS, G, Ohio St. 2. TOM MULLEN, G, SW Missouri St. 3. RICK DVORAK, DE-LB, Wichita St. 4. CARL SUMMERELL, QB, E. Carolina 5.(A) DON CLUNE, WR, Penn 5. (B) CLYDE POWERS, DB, Oklahoma (Choice from Kansas City) 6. JIM PIETRZAK, T, E. Michigan 7. MARTY WOOLBRIGHT, TE, S. Carolina 8. EZIL BIBBS, DE, Grambling 9. JIM RATHJE, RB, N. Michigan 10. RAY RHODES, WR, Tulsa 11. BOBBY BROOKS, DB, Bishop 12. JAMES SIMS, DB, USC 13. DENNIS COLVIN, T, SW Texas St. 14. MIKE HAYNES, T, Virginia St. 15. LARRY JONES, WR, NE Missouri St. 16. BUDDY BROWN, G, Alabama 17. STEVE CROSBY, RB, Fort Hays St.

1975 (Drafted alternately 2-1)
1. Choice to Dallas 2. AL SIMPSON, T, Colorado St. 3. (A) Choice to Denver 3 (B) DANNY BUGGS, WR, W Virginia (Choice from San Francisco) 4. ROBERT GIBLIN, DB, Houston 5. Choice to Miami 6. Choice to Baltimore 7. JIM OBRADOVICH, TE, USC 8. JOHN TATE, LB, Jackson St. 9. MIKE MAHONEY, WR, Richmond 10. TERRY McCLOWRY, LB, Michigan St. 11. GEORGE MARTIN, DE, Oregon 12. MARSH WHITE, RB, Arkansas 13. RICKY TOWNSEND, PK, Tennessee 14. Choice to Miami 15. JIM O'CONNER, RB, Drake 16. JIM MICLOS, TE, Ball St. 17. RONDY COLBERT, DB, Lamar

1976 (Drafted alternately 13-12-14)
1. TROY ARCHER, DE, Colorado 2. Choice to Dallas 3. Choice to Green Bay 4. (A) GORDON BELL, RB, Michigan (Choice from San Francisco) 4 (B) HARRY CARSON, LB, S. Carolina St. 5. MELVIN WILSON, DB, Cal. St.-Northridge 6. (A) DAN LLOYD, LB, Washington (from New England) 6. (B) Choice forfeited 7. Choice to Buffalo 8. JOHN JORDAN, DT, Indiana 9. Choice to San Diego 10. JOHN THOMAS, RB, Valley City St. 11. CRAIG BRANTLEY, WR, Clemson 12. JERRY GOLSTEYN, QB, Illinois 13. RICK CASWELL, KR, Kentucky 14. JERRY MULLANE, LB, Lehigh 15. EDDIE MORGAN, DT, Arkansas St. 16. DAVID LAWSON, K, Air Force 17. STEVE CURNUTTE, DB, Vanderbilt

1977 (Drafted alternately 5-4)
1. GARY JETER, DT, USC 2. JOHNNY PERKINS, WR, Abilene Christian 3. Choice to Chicago 4. MIKE VAUGHAN, T, Oklahoma 5. RANDY DEAN, QB, Northwestern 6. (A) BOB JORDAN, T, Memphis St. 6. (B) EMERY MOOREHEAD, WR-RB, Colorado (Choice from Miami) 7. (A) Choice to Green Bay 7. (B) AL DIXON, TE, Iowa St. (Choice from Houston) 8. (A) BILL RICE, DT, BYU 8. (B) OTIS RODGERS, LB, Iowa St. (Choice from San Francisco) 9. KEN MULLINS, DE, Florida A&M 10. MIKE JONES, WR, Minnesota 11. BILL HELMS, TE, San Diego St. 12. ELMO SIMMONS, RB, Texas-Arlington

1978 (Drafted alternately 10-9-8-7)

GIANTS DRAFTS SINCE 1936

1. GORDON KING, T, Stanford 2. ODIS McKINNEY, DB, Colorado 3. Choice to Miami 4. BILLY TAYLOR, RB, Texas Tech 5. (A) TERRY JACKSON, DB, San Diego St. 5. (B) JIM KRAHL, DT, Texas Tech (Choice from Minnesota) 5. (C) BRIAN DeROO, WR, Redlands (Choice from Denver) 6. RANDY PASS, G-C, Georgia Tech 7. DAN DOORNINK, RB, Washington St. 8. JEFF GRADY, LB, Florida A&M 9. BILL SWIACKI, TE, Amherst 10. (A) GREG JORGENSEN, G, Nebraska (Choice from New Orleans) 10. (B) Choice to Green Bay 11. DENNIS HELM, DT, SW Missouri St. 12. GREG LAWSON, RB, W. Illinois

1979 (Drafted alternately 7-8)
1. PHIL SIMMS, QB, Morehead St. 2. EARNEST GRAY, WR, Memphis St. 3. Choice to Miami 4. PHIL TABOR, DE, Oklahoma 5. CLEVELAND JACKSON, TE, UNLV 6. (A) BOB TORREY, RB, Penn St. 6. (B) EDDIE HICKS, RB, E. Carolina (Choice from Philadelphia) 7. STEVE ALVERS, TE, Miami (Fla.) 8. (A) D.K. PERRY, DB, SMU 8. (B) ROY SIMMONS, G, Georgia Tech (Choice from Detroit) 9. TOM RUSK, LB, Iowa 10. JOHN FOWLER, G, Kentucky 11. (A) MIKE MINCE, DB, Fresno St. 11. (B) KEN JOHNSON, RB, Miami (Fla) (Choice from Detroit) 12. TIM GILLESPIE, G, N. Carolina St.

1980 (Drafted alternately 8-7)
1. MARK HAYNES, CB, Colorado 2. Choice to Pittsburgh 3. MYRON LAPKA, DT, USC 4. DANNY PITTMAN, WR, Wyoming 5. TONY BLOUNT, DB, Virginia 6. SCOTT BRUNNER, QB, Delaware 7. (A) Choice to Oakland 7. (B) DARRYL HEBERT, DB, Oklahoma (Choice from Seattle) 7. (C) CHRIS LINNIN, DE, Washington (Choice from Cleveland) 8. KEN HARRIS, RB, Alabama 9. OTIS WONSLEY, RB, Alcorn St. 10. JOE SANFORD, T, Washington 11. STEVE BERNISH, DE, S. Carolina 12. MIKE LANSFORD, K, Washington

1981 (Drafted alternately 2-4-3)
1. LAWRENCE TAYLOR, LB, N. Carolina 2. DAVE YOUNG, TE, Purdue 3. JOHN MISTLER, WR, Arizona St. 4. CLIFF CHATMAN, RB, Central St. (Okla.) 5. BILL NEILL, DT, Pittsburgh 6. (A) Choice to San Diego 6. (B) MEL HOOVER, WR, Arizona St. 6.(C) EDWARD O'NEAL, RB, Tuskegee 7. LOUIS JACKSON, RB, Cal Poly-SLO 8. (A) JOHN POWERS, G, Michigan 8. (B) MARK REED, QB, Moorehead St. (Choice from Denver) 8. (C) BILLY ARD, G, Wake Forest (Choice from Oakland) 9. BYRON HUNT, LB, SMU 10. MIKE BARKER, DT, Grambling 11. Choice to San Diego 12. MIKE MAHER, TE, W. Illinois

1982 (Drafted alternately 18-17-6)
1. BUTCH WOOLFOLK, RB, Michigan 2. JOE MORRIS, RB, Syracuse 3. Choice to Houston 4. GERRY RAYMOND, G, Boston Col. 5. RICH UMPHREY, C, Colorado 6. DARRELL NICHOLSON, LB, N. Carolina 7. JEFF WISKA, G, Michigan St. 8. ROBERT HUBBLE, TE, Rice 9. JOHN HIGGINS, DB, UNLV 10. RICH BALDINGER, T, Wake Forest 11. Choice to New England 12. MARK SEALE, DT, Richmond

1983 (Drafted alternately 10-9-14-15-12-11)
1. TERRY KINARD, S, Clemson 2. LEONARD MARSHALL, DT, LSU 3. (A) JAMIE WILLIAMS, TE, Nebraska (Choice from San Francisco through L.A. Rams) 3. (B) KARL NELSON, T, Iowa St. 4. Choice to L.A. Rams) 5. MALCOLM SCOTT, TE, LSU 6. (A) DARRELL PATTERSON, LB, TCU 6. (B) KEVIN BELCHER, G, UTEP (Choice from Buffalo through L.A. Rams) 7. PERRY WILLIAMS, CB, N. Carolina St. 8. ANDY HEADEN, LB, Clemson 9. ALI HAJI-SHIEK, K, Michigan 10. Choice to New England 11. (A) LEE JENKINS, DB, Tennessee (Choice from Houston) 11. (B) CLENZIE PIERSON, DT, Rice 12. (A) ROBBIE JONES, LB, Alabama (Choice from Houston) 12. (B) FRANK MAGWOOD, WR, Clemson 12. (C) JOHN TUGGLE, RB, California (Choice from Washington)

1984 (Drafted 3rd)
1. CARL BANKS, LB, Michigan St. 1. (B) WILLIAM ROBERTS, T, Ohio St. (Choice from Washington) 2. Choice to Washington 3. JEFF HOSTETLER, QB, W. Virginia 4. (A) CONRAD GOODE, T, Missouri 4. (B) GARY REASONS, LB, Northwestern St. (La.) (Choice from Denver) 5. CLINT HARRIS, DB, E. Carolina 6. JIM SCOTT, DE, Clemson 7. LIONEL MANUEL, WR, Pacific 8. Choice to San Diego 9. Choice to Houston 10. (A) DAVE JORDAN, G, Auburn 10. (B) HEYWARD GOLDEN, DB, S. Carolina St. (Choice from San Diego) 11. FRANK CEPHOUS, RB, UCLA 12. LAWRENCE GREEN, LB, Tenn -Chattanooga

1984 SUPPLEMENTAL (Drafted 3rd)
1. GARY ZIMMERMAN, T, Oregon 2. JAMES ROBINSON, DT, Clemson 3. KIRBY WARREN, RB, Pacific

1985 (Drafted alternately 19-18-17-16-20)
1. GEORGE ADAMS, RB, Kentuckv 2. STACY ROBINSON, WR, N. Dakota St. 3. (A) TY DAVIS, DB, Clemson (Choice from Houston) 3. (B) BRIAN JOHNSTON, C, N. Carolina 4. MARK BAVARO, TE, Notre Dame 5. TRACY HENDERSON, WR. Iowa St. 6. (A) JACK OLIVER, G, Memphis St. 6. (B) MARK PEMBROOK, DB, Cal. St.-Fullerton (Choice from Seattle) 7. Choice to L.A. Raiders 8. LEE ROUSON, RB, Colorado 9. FRANK WRIGHT, DT, S. Carolina 10. GREGG DUBROC, LB, LSU 11. AL YOUNG, DB-KR, Virginia Tech 12. HERB WELCH, DB, UCLA

1986 (Drafted alternately 19-18-21-20)
1. ERIC DORSEY, DE, Notre Dame 2. (A) MARK COLLINS, CB, Fullerton St. (Choice from San Diego through Minnesota) 2. (B) ERIK HOWARD, DT, Washington St. 2. (C) Thomas "PEPPER" JOHNSON, LB, Ohio St. (Choice from Denver) 2. (D) GREG LASKER, S, Arkansas (Choice from LA Raiders through Minnesota) 3. JOHN WASHINGTON, DE, Oklahoma St. 4. Choice to L.A. Raiders 5. VINCE WARREN, WR, San Diego St. 6. (A) RON BROWN, WR, Colorado (Choice from Tampa Bay through Denver) 6. (B) SOLOMON MILLER, WR. Utah St. 7. JON FRANCIS, RB, Boise St. 8. STEVE CISOWSKI, T, Santa Clara 9. JIM LUEBBERS, DE, Iowa St. 10. JERRY KIMMEL, LB, Syracuse 11. LEN LYNCH, G, Maryland 12. Choice to Philadelphia

1987 (Drafted 28th)
1. MARK INGRAM, WR, Michigan State 2. (A) ADRIAN WHITE, DB. Florida (Choice from Denver) 2. (B) (Choice to Miami through St. Louis) 3. STEPHEN BAKER, WR, Fresno State 4. ODESSA TURNER, WR, N W. Louisiana 5. PAUL O'CONNOR, G, Miami 6. (A) TIM RICHARDSON, RB, Pacific (Choice from LA. Rams) 6. (B) DOUG RIESENBERG, T, Califomia 7. Choice to St. Louis 8. ROD JONES, TE, Washington 9. (A) STAN PARKER, G, Nebraska (Choice from Indianapolis) 9. (B) DANA WRIGHT, RB, Findlay 10. CHUCK FAUCETTE, LB, Maryland 11. DAVE WALTER, QB, Michigan Tech 12. (A) BILL BERTHUSEN, DT, Iowa State (Choice from L.A. Raiders) 12. (B) CHAD STARK, RB, No. Dakota State (Choice from San Francisco through L.A. Raiders) 12. (C) Choice to Green Bay

1988 (Drafted alternately 10-9-8)
1. ERIC MOORE, T, Indiana 2. JOHN ELLIOTT, T, Michigan 3. SHELDON WHITE, CB, Miami (Ohio) 4. RICKY SHAW, LB, Oklahoma St. 5. JON CARTER, DE, Pittsburgh 6. DAVID HOULE, G, Michigan State 7. MIKE PEREZ, QB, San Jose State 7. (A) DANTA WHITAKER, TE, Mississippi Valley (Choice from Indianapolis) 8. SAMMY LILLY, DB, Georgia Tech 9. Choice to L.A. Raiders 10. ERIC HICKERSON, DB, Indiana 10. (A) STEVE WILKES, TE, Appalachian State (Choice from San Diego) 11. GREG HARRIS, WR, Troy State 12. DAVID FUTRELL, DT, Brigham Young 12. (A) BRENDAN McCORMACK, DE, South Carolina (Choice from Tampa Bay)

1989 (Drafted alternately 18-19-20-21-22-23)
1. BRIAN WILLIAMS, C, Minnesota 2. Choice to San Diego 3. BOB KRATCH, G, Iowa 3. (A) GREG JACKSON, S, LSU (Choice from San Diego) 4. LEWIS TILLMAN, RB, Jackson State (Choice from San Diego) 4. (A) BRAD HENKE, DT, Arizona 5. DAVID MEGGETT, RB, Towson State 6. HOWARD CROSS, TE, Alabama 7. DAVE POPP, T, Eastern Illinois (Choice from San Diego) 7. Choice to Indianapolis 8. MYRON GUYTON, DB, Eastern Kentucky 9. A.J. GREENE, DB, Wake Forest 10. RODNEY LOWE, DE, Mississippi 11. JEROME RINEHART, DE, Tennessee-Martin 12. ERIC SMITH, LB, UCLA

1990 (Drafted 24th)
1. RODNEY HAMPTON, RB, Georgia 2. MIKE FOX, DE, West Virginia 3. GREG MARK, DE, Miami 4. DAVID WHITMORE, S, Stephen F. Austin 5. CRAIG KUPP, QB, Pacific Lutheran 6. Choice to Dallas 7. AARON EMANUEL, RB, USC 8. BARRY VOORHEES, G, Cal State-Northridge 9. CLINT JAMES, DE, LSU 10. OTIS MOORE, DT, Clemson 11. TIM

GIANTS DRAFTS SINCE 1936

DOWNING, DE, Washington State 12. MATT STOVER, PK, Louisiana Tech

1991 (Drafted 28th)
1. JARROD BUNCH, RB, Michigan 2. KANAVIS McGHEE, LB, Colorado 3. ED McCAFFREY, WR, Stanford 4. CLARENCE JONES, OT, Maryland 5.ANTHONY MOSS, LB, Florida State 6. COREY MILLER, LB, South Carolina 7. SIMMIE CARTER, DB, Southern Mississippi 8. LAMAR McGRIGGS, S, Western Illinois 9. JERRY BOULDIN, WR, Mississippi State 10. LUIS CRISTOBAL, G, Miami 11.TED POPSON, TE, Portland State 12. LARRY WANKE, QB, John Carroll.

1992 (Drafted alternately 12-13-14-15)
1. DEREK BROWN, TE, Notre Dame 2. PHILLIPPI SPARKS, CB, Arizona St. 3. AARON PIERCE, TE, Washington 4. KEITH HAMILTON, DE, Pittsburgh 5. MICHAEL WRIGHT, DB, Washington St. 6. STACEY DILLARD, DE, Oklahoma 7. COREY WIDMER, DT, Montana St. 8. KENT GRAHAM, QB, Ohio State 9. ANTHONY PRIOR, DB, Washington St. 10. GEORGE ROOKS, DT, Syracuse 11. NATE SINGLETON, WR, Grambling 12. CHARLES SWANN, WR, Indiana State

1992 SUPPLEMENTAL
DAVE BROWN, QB, Duke

1993 (Drafted alternately 11-10-9)
2. MICHAEL STRAHAN, DE, Texas Southern 3. MARCUS BUCKLEY, LB, Texas A&M 4. GREG BISHOP, T, Pacific 5. TOMMY THIGPEN, LB, North Carolina 6. SCOTT DAVIS, G, Iowa 7. TODD PETERSON, PK, Georgia 8. JESSIE ARMSTEAD, LB, Miami (Fla.)

1994 (Drafted 24-18-30-30-25-24-25-24)
1. THOMAS LEWIS, WR, Indiana 2a. THOMAS RANDOLPH, CB, Kansas State 2b. JASON SEHORN, S, Southern California 3. GARY DOWNS, RB, N.C. State 4. CHRIS MAUMALANGA, DT, Kansas 5. CHAD BRATZKE, DE, Eastern Kentucky 6. JASON WINROW, G, Ohio State 7. Traded to Denver for WR Arthur Marshall

1994 SUPPLEMENTAL
TITO WOOTEN, S, Northeast Louisiana

1995 (Drafted 17-22-21-20-30-35-19-33-35-17)
1. TYRONE WHEATLEY, RB, Michigan 2. SCOTT GRAGG, T, Montana 3. RODNEY YOUNG, S, LSU 4a. ROB ZATECHKA, G, Nebraska 4b. BEN TALLEY, LB, Tennessee 5. RODERICK MULLEN, S, Grambling 6. Traded to Minnesota for S Vencie Glenn 6a. JAMAL DUFF, DE, San Diego State 6b. CHARLES WAY, FB, Virginia 7. BRYNE DIEHL, P, Alabama

1996 (Drafted 5-4-5-35-4-15-5)
1. CEDRIC JONES, DE, Oklahoma 2. AMANI TOOMER, WR, Michigan 3. ROMAN OBEN, T, Louisville 4. DANNY KANELL, QB, Florida State 6a. DOUG COLMAN, LB, Nebraska 6b. SCOTT GALYON, LB, Tennessee 7. CONRAD HAMILTON, CB, Eastern New Mexico

1997 (Drafted 7-6-8-35-7-6-8-7)
1. IKE HILLIARD, WR, Florida 2. TIKI BARBER, RB, Virginia 3a. RYAN PHILLIPS, LB, Idaho 3b. BRAD MAYNARD, P, Ball State 4. PETE MONTY, LB, Wisconsin 5. SAM GARNES, S, Cincinnati 6. MIKE CHERRY, QB, Murray State 7. MATT KENELEY, DT, Southern California

1998 (Drafted 24-25-9-24-24-24)
1. SHAUN WILLIAMS, S, UCLA 2. JOE JUREVICIUS, WR, Penn State 3. BRIAN ALFORD, WR, Purdue 4. Traded third-round selection (85th pick overall) and the Giants fourth-round selection to Philadelphia for the Eagles' third-round pick (70th pick overall). 5. TOBY MYLES, T, Jackson State 6. TODD POLLACK, TE, Boston College 7. BEN FRICKE, C, Houston

1999 (Drafted 19-18-18-17-16-20-36-19-25)
1. LUKE PETITGOUT, T, Notre Dame 2. JOE MONTGOMERY, RB, Ohio State 3. DAN CAMPBELL, TE, Texas A&M 4. SEAN BENNETT, RB, Northwestern 5. MIKE ROSENTHAL, T, Notre Dame 6a.LYLE WEST, S, San Jose State 6b. ANDRE WEATHERS, CB, Michigan 7a. RYAN HALE, DT, Arkansas 7b. O.J. CHILDRESS, LB, Clemson

2000 (Drafted 11th)
1. RON DAYNE, RB, Wisconsin 2. CORNELIUS GRIFFIN, DT, Alabama 3. RON DIXON, WR, Lambuth 4. BRANDON SHORT, LB, Penn State 5. RALPH BROWN, CB, Nebraska 6. DHANI JONES, LB, Michigan 7. JEREMIAH PARKER, DE, California

2001 (Drafted 22, 16-19-30-29-31-30)
1. WILL ALLEN, CB, Syracuse 3. WILL PETERSON, CB, Western Illinois 4a. CEDRIC SCOTT, DE, Southern Mississippi. 4b. JESSE PALMER, QB, Florida 5a. JOHN MARKHAM, K, Vanderbilt 5b. JONATHAN CARTER, WR, Troy State 7. ROSS KOLODZIEJ, DL, Wisconsin

2002 (Drafted 14-14-13-17-16-15-34)
1. JEREMY SHOCKEY, TE, Miami 2. TIM CARTER, WR, Auburn 3. JEFF HATCH, T, Penn 4. (Giants traded their first-round pick, No. 15, and their fourth-round pick, No. 110 to Tennessee for the Titans' first-round pick, No. 14) 5. NICK GREISEN, LB, Wisconsin 6. WESLY MALLARD, LB, Oregon 7a. DARYL JONES, WR, Miami 7b. QUINCY MONK, LB, North Carolina.

2003 (Drafted 25-24-27-26-25-[26-34-38]-[26-35-41])
1.WILLAM JOSEPH, DT, Miami 2. OSI UMENYIORA, DE, Troy State 3. VISANTHE SHIANCOE, TE, Morgan St. 4. ROD BABERS, DB, Texas 5. DAVID DIEHL, G, Illionos 6a. WILLIE PONDER, DB, S.E. Missouri St. 6b. FRANK WALKER, DB, Tuskegee 6c. DAVID TYREE, ST/WR Syracuse 7a. CHARLES DRAKE, DB, Michigan 7b. WAYNE LUCIER, C, Colorado 7c. KEVIN WALTER, WR, E. Michigan

2004 (Drafted 4-34-97-136-168-203-253)
1. PHILIP RIVERS (traded to San Diego on draft day for ELI MANNING, QB, Mississippi in a deal that also involved draft picks). 2. CHRIS SNEE, G, Boston College 3. REGGIE TORBOR, LB, Auburn 4. GIBRIL WILSON, S, Tennessee. 5. JAMAAR TAYLOR, WR, Texas A&M 6. DREW STROJNY, T, Duke 7. ISSAC HILTON, DE, Hampton.

2005 (Drafted 12, 11, 10, 9, 8, 12, 11 {43, 74, 110, 186})
1. Choice to San Diego. 2. COREY WEBSTER, CB, LSU 3. JUSTIN TUCK, DE, Notre Dame 4. BRANDON JACOBS, RB, Southern Illinois 5. Choice to San Diego. 6. ERIC MOORE, DE, Florida State 7. Choice to Tampa Bay.

2006 (Drafted 32, 12, 32,[27,32], 26, 24 {32, 44, 96, 124, 129, 158, 232}
1. MATHIAS KIWANUKA, DE, Boston College 2. SINORICE MOSS, WR, Miami. 3 GERRIS WILKINSON, LB, Georgia Tech 4a. BARRY COFIELD, DT, Northwestern 4b GUY WHIMPER, T, East Carolina 5. CHARLES PEPRAH, S, Alabama 6. GERRICK McPHEARSON, CB, Maryland.

2007 (Drafted 20, 19, 18, 17, 16, 15 [14,40], {20, 51, 81, 116, 153, 189, 224, 250}
1. AARON ROSS, CB, Texas 2. STEVE SMITH, WR, Southern California 3. JAY ALFORD, DT, Penn State 4. ZACKARY DeOSSIE, LB, Brown 5. KEVIN BOSS, TE, Western Oregon 6. ADAM KOETS, OT, Oregon State 7a. MICHAEL JOHNSON, S, Arizona. 7b (compensatory selection) AHMAD BRADSHAW, RB, Marshall.

2008 (Drafted 31, 32, 32, 24, 30 [32, 33] {31, 63, 95, 123, 165, 198, 199}
1. KENNY PHILLIPS, S, Miami 2. TERRELL THOMAS, CB, USC. 3. MARIO MANNINGHAM, WR, Michigan. 4. BRYAN KEHL, LB, BYU. 5. JONATHAN T. GOFF, LB, Vanderbilt. 6. ANDRE WOODSON, QB, Kentucky. 6. ROBERT HENDERSON, DE, Southern Mississippi.

GIANTS DRAFTS SINCE 1936

2009 (Drafted 29, [13, 28], [21,36], 29,15, 27,29)
{29, 45, 60, 85, 100, 129, 151, 200, 238}
1. HAKEEM NICKS, WR, North Carolina 2. CLINT SINTIM, LB, Virginia 2. WILLIAM BEATTY, OT, Connecticut 3. RAMSES BARDEN, WR, Cal Poly 3. TRAVIS BECKUM, TE, Wisconsin 4. ANDRE BROWN, RB, North Carolina State 5. RHETT BOMAR, QB, Sam Houston State 6. DEANDRE WRIGHT, CB, New Mexico 7. STONEY WOODSON, CB, South Carolina.

2010 (Drafted 15, 14, 12, 17, 16, 15, 14)
{15, 46, 76, 115, 147, 184, 221}
1. JASON PIERRE-PAUL, DE, South Florida 2. LINVAL JOSEPH, DT, East Carolina 3. CHAD JONES, S, LSU 4. PHILLIP DILLARD, LB, Nebraska 5. MITCH PETRUS, G, Arkansas 6. ADRIAN TRACY, LB, William & Mary 7. MATT DODGE, P, East Carolina.

2011 (Drafted 19, 20, 19, 20, no 5th-rd. pick, {20, 33, 37}, 19 [19, 52, 83, 117, 185, 198, 202, 221]
1. PRINCE AMUKAMARA, CB, Nebraska 2. MARVIN AUSTIN, DT, North Carolina 3. JERREL JERNIGAN, WR, Troy 4. JAMES BREWER, JR. OT, Indiana 6. GREG JONES, LB, Michigan State 6. TYLER SASH, S, Iowa 6. JACQUIAN WILLIAMS, LB, South Florida 7. DA'REL SCOTT, RB, Maryland

2012 (Drafted 32, 31, 31, (32,36) (), 31, 32)
1. DAVID WILSON, RB, Virginia Tech 2. RUEBEN RANDLE, WR, LSU 3. JAYRON HOSLEY, CB, Virginia Tech 4. ADRIEN ROBINSON, TE, Cincinnati 4. BRANDON MOSLEY, T, Auburn 6. MATT MCCANTS, T, UAB 7. MARKUS KUHN, DT, N.C. State.

2013 (Drafted 19, 49, 81, 110, 152, (), (225, 253)
1. JUSTIN PUGH, T, Syracuse 2. JOHNATHAN HANKINS, DT, Ohio State 3. DAMONTRE MOORE, DE, Texas A&M 4. RYAN NASSIB, QB, Syracuse 5. COOPER TAYLOR, S, Richmond 7. ERIC HERMAN, G, Ohio 7. MICHAEL COX, RB, Massachusetts.

2014 (Drafted 12, 43, 74, 113, 152, 174, 187,)
1. ODELL BECKHAM JR., WR, LSU 2. WESTON RICHBURG, C, Colorado State 3. JAYSON BROMLEY, DT, Syracuse 4. ANDRE WILLIAMS, RB, Boston College 5a. NAT BERHE, S, San Diego State 5b. DEVON KENNARD, LB, USC 7. BENNETT JACKSON, CB, Notre Dame.

2015 (Drafted 9, 33, 74, (),144, 186, 226)
1. ERECK FLOWERS, T, Miami (FL) 2. LANDON COLLINS, S, Alabama 4. OWA ODIGHIZUWA, DE, UCLA 5. MYKKELE THOMPSON, S, Texas 6. GEREMY DAVIS, WR, Connecticut 7 BOBBY HART, G, Florida State.

2016 (Drafted 10, 40, 71, 109, 149, 184 ())
1. ELI APPLE, CB, Ohio State 2. STERLING SHEPARD, WR, Oklahoma 3. DARIAN THOMPSON, S, Boise State 4. B.J. GOODSON, LB, Clemson 5. PAUL PERKINS, RB, UCLA 6. JERELL ADAMS, TE, South Carolina.

2017 (Drafted 23, 55, 87, 140, 167, 200 ()
1. EVAN ENGRAM, TE, Mississippi 2. DALVIN TOMLINSON, DT, Alabama 3. DAVIS WEBB, QB, CALIFORNIA 4. WAYNE GALLMAN, RB, Clemson 5. AVERY MOSS, DE, Youngstown State 6. ADAM BISNOWATY, OL, Pittsburgh.

2018 (Drafted 2, 34, 66, 69, 108, 139 () ()
1. SAQUON BARKLEY, RB, Penn State 2. WILL HERNANDEZ, G, Utep 3. LORENZO CARTER, LB, Georgia 3. B.J. HILL, DT, N.C. State 4. KYLE LAULETTA, QB, Richmond 5. RJ McINTOSH, DT, Miami (FL).

2018 SUPPLEMENTAL
SAM BEAL, CB, Western Michigan

2019 (Drafted 6, 17, 30 (), 31, 108, 143, 171, 180, 232, 245)
1. DANIEL JONES, QB, Duke 1. DEXTER LAWRENCE II, DL, Clemson 1. DeANDRE BAKER, CB, Georgia 3. OSHANE XIMINES, LB, Old Dominion 4. JULIAN LOVE, CB, Notre Dame 5. RYAN CONNELLY, LB, Wisconsin 5. DARIUS SLAYTON, WR, Auburn 6. COREY BALLENTINE, CB, Washburn 7. GEORGE ASAFO-ADJEI, T, Kentucky 7. CHRIS SLAYTON, DL, Syracuse.

2020 (Drafted 4, 36, 35 110, 150, 183, 218, 238, 247, 255)
1. ANDREW THOMAS, T, Georgia 2. XAVIER MCKINNEY, S, Alabama 3. MATT PEART, T, Uconn 4. DARNAY HOLMES, CB, UCLA 5. SHANE LEMIEUX, OL, Oregon 6. CAM BROWN, LB, Penn State 7. CARTER COUGHLIN, LB, Minnesota 7. TJ BRUNSON, LB, Georgia 7. CHRIS WILLIAMSON, DB, Minnesota 7. TAE CROWDER, LB, Georgia.

2021 (Drafted 20, 50, 76, 116, (), 196 201, ())
1. KADARIUS TONEY, WR, Florida, 2. LB AZEEZ OJULARI, LB, Georgia, 3. AARON ROBINSON, CB, Central Florida, 4. ELERSON SMITH, LB, Northern Iowa, 6. GARY BRIGHTWELL, RB, Arizona, 6. RODARIUS WILLIAMS, CB, Oklahoma State.

2022 (Drafted (5,7), 43, (67,81), (112,114), (146,147,173), 182)
1. KAYVON THIBODEAUX, OLB, Oregon, 2. EVAN NEAL, T, Alabama, 3. WAN'DALE ROBINSON, WR, Kentucky, 4. JOSHUA EZEUDU, G, North Carolina, 5. COR'DALE FLOTT, CB, LSU, 6. DANIEL BELLINGER, TE, San Diego State, 7. DANE BELTON, S, Iowa, 8. MICAH MCFADDEN, ILB, Indiana, 9. D.J. DAVIDSON, DT, Arizona State, 10. MARCUS MCKETHAN, G, North Carolina, 11. DARRIAN BEAVERS, ILB, Cincinnati.

2023 (Drafted 24, 57, 73, (), 172, 209, (243,254)
1. DEONTE BANKS, CB, Maryland 2. JOHN MICHAEL SCHMITZ, C, Minnesota 3. JALIN HYATT, WR, Tennessee 4. ERIC GRAY, RB, Oklahoma 5. TRE HAWKINS, CB, Old Dominion 6. JORDON RILEY, DT, Oregon 7. GERVARRIUS OWENS, S, Houston.

This list is comprised of players who have been on the Giants' game-day active roster for at least one game. It does not mean they actually played in a game, but only that they were on the active roster on the day of the game, even if they were inactive for that particular game. It also includes players who were on injured reserve and the physically unable to perform list and did not appear in a game. This list was compiled with the assistance of John Berti.

Total Players: 2,022

Name	Pos	College	Tenure

A

Abrams, Bobby	LB	Michigan	1990-1992
Adamchik, Ed	C	Pittsburgh	1965
Adams, Andrew	S	Connecticut	2016-2017
Adams, George	RB	Kentucky	1985-1989
Adams, Howard O'Neal (Neal)	E	Arkansas	1942-1945
Adams, Jerell	TE	South Carolina	2016-2017
Adams, Kris	WR	Texas-El Paso	2013
Adams, Titus	DT	Nebraska	2006
Adams, Verlin	T	Morris Harvey	1943-1945
Agajanian, Ben	K	New Mexico	1949, 1954-1957
Agnew, Ray	DT	N.C. State	1995-1997
Aiken, Danny	LS	Virginia	2015
Albright, Bill	T	Wisconsin	1951-1954
Alexakos, Steve	G	San Jose State	1971
Alexander, Brent	S	Tennessee State	2004-2005
Alexander, John	T	Rutgers	1926
Alexander, Joseph A (Doc)	C	Syracuse	1925-1927
Alexander, Kevin	WR	Utah State	1996-1997
Alford, Brian	WR	Purdue	1998-1999
Alford, Jay	DT	Penn State	2007-2009
Allegre, Raul	K	Texas	1986-1991
Allen, Derek	C/G	Illinois	1995
Allen, Ian	T	Purdue	2002-2003
Allen, Javorius	RB	USC	2019
Allen, Kenderick	DT	LSU	2004-2005
Allen, Matt	P	Troy State	2002
Allen, Will	CB	Syracuse	2001-2005
Allison, James Nealy (Neely)	E	Texas A&M	1928
Almodobar, Beau	WR	Norwich	1987
Amberg, John	HB	Kansas	1951-1952
Armbrister, Thurston	LB	Miami	2018
Amukamara, Prince	CB	Nebraska	2011-2015
Andersen, Morten	K	Michigan State	2001
Anderson, Bob	HB	Army	1963
Anderson, Bruce	DT	Williamette	1967-1969
Anderson, Cliff	E	Indiana	1953
Anderson, Jack	G	Texas Tech	2022
Anderson, Jonathan	LB	Texas Christian	2019
Anderson, Justin	LB	Louisiana-Lafayette	2014
Anderson, Ottis	RB	Miami	1986-1992
Anderson, Roger	DT	Virginia Union	1964-65,1967-68
Anderson, Ryder	DL	Indiana	2022
Anderson, Winston (Winnie)	E	Colgate	1936
Andrews, Shawn	T	Arkansas	2010
Andrews, Stacey	T	Mississippi	2011
Apple, Eli	CB	Ohio State	2016-2018
Apuna, Ben	LB	Arizona State	1980
Archer, Troy	DE	Colorado	1976-1978
Ard, Billy	G	Wake Forest	1981-1988
Armstead, Jessie	LB	Miami	1993-2001
Armstrong, Ray-Ray	LB	Miami	2016-2018
Arrington, LaVar	LB	Penn State	2006
Artman, Corwan (Corrie)	T	Stanford	1931
Asafo-Adjei, George	T	Kentucky	2019
Ashburn, Cliff	G	Nebraska	1929
Athas, Pete	DB	Tennessee	1971-1974
Atkinson, Jess	K	Maryland	1985
Atwood, John	WB/DB	Wisconsin	1948
Austin, Marvin	DT	North Carolina	2011-2012
Austin, William (Bill)	T	Oregon St.	1949-50, 1953-57
Avedisian, Charles (Chuck)	G	Providence	1942-1944
Avery, Ken	LB	So. Mississippi	1967-1968
Avinger, Clarence (Butch)	FB	Alabama	1953
Awasom, Adrian	DE	North Texas	2005-2007
Ayers, Akeem	LB	UCLA	2017
Ayers Jr., Robert	DE	Tennessee	2014-2015
Ayi, Kole	LB	Massachusetts	2001

B

Baas, David	C	Michigan	2011-2013
Bachman, Alex	WR	Wake Forest	2020-2021
Badgro, Morris (Red)	E	USC	1930-1935
Bahr, Matt	K	Penn State	1990-1992
Bailey, Carlton	LB	North Carolina	1993-1994
Bain, Bill	T	USC	1978
Bake, Donald (Dek)	DL	Texas Tech	2007
Baker, DeAndre	CB	Georgia	2019
Baker, Ed	QB	Lafayette	1970-1971
Baker, John	DE	Norfolk State	1970
Baker, Jon	G	California	1949-1952
Baker, Stephen	WR	Fresno State	1987-1992
Baldinger, Rich	T	Wake Forest	1982-1983
Ballard, Jake	TE	Ohio State	2010-2011
Ballentine, Corey	CB	Washburn	2019
Ballman, Gary	TE	Michigan State	1973
Banks, Carl	LB	Michigan State	1984-1992
Banks, Josh	DT	Wake Forest	2017
Banks, Willie	G	Alcorn A&M	1970
Barber, Tiki	RB	Virginia	1997-2006
Barbour, Wesley Elmer	BB	Wake Forest	1945
Barden, Ramses	WR	Cal Poly	2009-2013
Barisich, Carl	NT	Princeton	1981
Barker, Hubert	BB	Arkansas	1942-1945
Barkley, Saquon	RB	Penn State	2018-2022
Barksdale, Rashad	CB	Albany	2008
Barnard, Charles (Hap)	E	Edmond St.	1938
Barnes, Erich	DB	Purdue	1961-1964
Barnum, Len (Feets)	QB	W. Va. Wesleyan	1938-1940
Barrett, Emmett	C	Portland	1942, 1944
Barrow, Mike	LB	Miami	2000-2003
Barry, Al	G	USC	1958-1959
Bars, Brad	DE	Penn State	2015
Barton, Jackson	OL	Utah	2020
Barzilauskas, Fritz	G	Yale	1951
Barwin, Connor	LB	Cincinnati	2018
Bauer, John	G	Illinois	1954
Bavaro, Mark	TE	Notre Dame	1985-1990
Beal, Sam	CB	Western Michigan	2018-2021
Beamon, Willie	DB	Northern Iowa	1993-1996

Beason, Jon	LB	Miami	2013-2015
Beatty, Will	T	Connecticut	2009-2016
Beavers, Darrian	ILB	Cincinnati	2022
Beck, Ray	G	Georgia Tech	1952, 1955-1957
Beckham Jr., Odell	WR	LSU	2014-2018
Beckman, Brad	TE	Neb. Omaha	1988
Beckum, Travis	TE	Wisconsin	2009-2012
Becton, Nick	OT	Virginia Tech	2017
Bedner, Al	T	Lafayette	1925-1926
Beebe, Keith	BB	Occidental	1944
Beecham, Earl	RB	Bucknell	1987
Beil, Lawrence (Larry)	T	Portland	1948
Belcher, Kevin	G	Texas El-Paso	1983-1985
Bell, Gordon	HB	Michigan	1976-1977
Bell, Jason	S	UCLA	2006-2007
Bell, Kay	T	Wash. State	1942
Bell, Marcus	DT	Memphis	2007
Bellinger, Bob	G	Gonzaga	1934-1935
Bellinger, Daniel	TE	San Diego State	2022
Belton, Dane	S	Iowa	2022
Benkert, Harry (Heinie)	FB	Rutgers	1925
Benners, Fred	QB	SMU	1952
Bennett, Lewis	WR	Florida A&M	1987
Bennett, Martellus	TE	Texas A &M	2012
Bennett, Sean	RB	Northwestern	1999-2000, 2002
Benson, Brad	T	Penn State	1977-1987
Benyola, George	K	Louisiana Tech	1987
Berhe, Nat	S	San Diego State	2014-2017
Bernard, Rocky	DT	Texas A&M	2009-2012
Berry, Wayne	HB	Wash. State	1954
Berthusen, Bil	NT	Iowa State	1987
Berton, Sean	TE	North Carolina State	2005
Besana, Fred	QB	California	1978
Best, Art	HB	Kent State	1980
Bethea, Antoine	S	Howard	2019
Biddle, Taye	WR	Mississippi	2008
Biggs, Riley	C	Baylor	1926-1927
Biscaha, Joe	E	Richmond	1959
Bishop, Greg	T	Pacific	1993-1998
Bisnowaty, Adam	T	Pittsburgh	2017
Black, Mike	T	Cal State-Sac	1987
Blackburn, Chase	LB	Akron	2005-2012
Blackmon, Will	CB	Boston College	2010-2011
Blackwell, Kory	CB	Massachusetts	1998
Blanchard, Cary	K	Oklahoma State	1999
Blanchard, Tom	K/QB	Oregon	1971-1973
Blazine, Anthony (Tony)	T	Illinois Wesleyan	1941
Bloodgood, Elbert (Al)	BB	Nebraska	1928
Blount, Tony	DB	Virginia	1980
Blozis, Al	T	Georgetown	1942-1944
Blumenstock, Jim	FB	Fordham	1947
Bly, Ron (Ronnie)	HB	Notre Dame	1968
Board, C.J.	WR	Chattanooga	2020-2021
Bober, Chris	T	Nebraska-Omaha	2000-2003
Boggan, Rex	DT	Mississippi	1955
Bohovich, Reed	G	Lehigh	1962-1963
Boley, Michael	LB	Southern Miss	2009-2012
Bolin, Bookie	G	Mississippi	1962-1967
Boll, Don	T	Nebraska	1960
Bomar, Lynn	E	Vanderbilt	1925-1926
Bomar, Rhett	QB	Sam Houston State	2009
Bonness, Rik	LB	Nebraska	1980
Booker, Devontae	RB	Utah	2021
Bookman, John	DB	Miami	1957
Boothe, Kevin	OL	Cornell	2007-2013
Booty, John	DB	TCU	1994
Borcky, Dennis	NT	Memphis State	1987
Borden, Les	E	Fordham	1935
Boss, Kevin	TE	Western Oregon	2007-2010
Boston, McKinley	DE	Minnesota	1968-1969
Bowdoin, Jim	G	Alabama	1932
Bowman, Steve	HB	Alabama	1966
Bowman, Zack	CB	Nebraska	2014
Boyle, Bill (Knuckles)	T	No College	1934
Brackett, M.L.	DE	Auburn	1958
Bradberry, James	CB	Samford	2020-2021
Bradford, Allen	LB	USC	2013
Bradshaw, Ahmad	RB	Marshall	2007-2012
Brahm, Larry	G	Temple	1943
Brandes, John	TE	Cameron	1992
Brannon, Steve	DE	Hampton	1993
Bratzke, Chad	DE	E. Kentucky	1994-1998
Bredeson, Ben	G	Michigan	2021-2022
Breida, Matt	RB	Georgia Southern	2022
Brennan, Matt	BB	Lafayette	1925
Brenner, Al	DB	Michigan St.	1969-1970
Brewer, Jack	S	Minnesota	2004
Brewer, James	T	Indiana	2011-2014
Bright, Leon	HB	Florida State	1981-1983
Brightwell, Gary	RB	Arizona	2021-2022
Brinkley, Jasper	LB	South Carolina	2015
Broadstone, Marion	T	Nebraska	1931
Bromell, Lorenzo	DE	Clemson	2004
Bromley, Jay	DT	Syracuse	2014-2017
Brooks, Barrett	T	Kansas State	2002
Brooks, Bobby	DB	Bishop College	1974-1976
Brooks, Michael	LB	LSU	1993-1995
Brossard, Fred	C	N.W. Louisiana	1955
Brovarney, Casimir	T	Detroit	1941
Brown, Andre	RB	NC State	2009, 2012-2013
Brown, Boyd	TE	Alcorn State	1977
Brown, C.C.	S	Lou.-Lafayette	2009
Brown, Cam	ILB	Penn State	2020-2022
Brown, Charles	T	USC	2014
Brown, Chykie	CB	Texas	2014
Brown, Dave	QB	Duke	1992-1997
Brown, Dave A.	WB	Alabama	1943,1946-1947
Brown, Derek	TE	Notre Dame	1992-1994
Brown, Donald	DB	Maryland	1987
Brown, Evan	C	SMU	2018-2019
Brown, Gary	RB	Penn State	1998-1999
Brown, Jamon	G	Louisville	2018
Brown, Joseph Barry	LB	Florida	1968
Brown, Josh	PK	Nebraska	2013-2016
Brown, Lomas	T	Florida	2000-2001
Brown, Otto	DB	Prairie View	1970-1973
Brown, Ralph	DB	Nebraska	2000-2003
Brown, Roger	DB	Virginia Tech	1990-1991
Brown, Rosie	T	Morgan State	1953-1965
Brown, Stevie	DB	Michigan	2012-2014
Browning, Gregg	E	Denver	1947
Brunner, Scott	QB	Delaware	1980-1983
Brunson, TJ	LB	South Carolina	2020-2021
Bryant, Bill	DB	Grambling	1976-1978
Bryant, Corbin	DT	Northwestern	2017
Bryant, Matt	PK	Baylor	2002-2003
Bucannon, Deone	LB	Washington State	2019
Buckley, Curtis	DB	East Texas State	1998
Buckley, Marcus	LB	Texas A&M	1993-1999
Buckley, Terrell	CB	Florida State	2005

Bucklin, Ted	BB	Idaho	1931
Buetow, Bart	T	Minnesota	1973
Buffington, Harry	BB	Oklahoma A&M	1942
Buford, Maury	P	Texas Tech	1988
Buggs, Danny	WR	West Virginia	1975-1976
Bujnoch, Digger	C	Cincinnati	2008
Bulluck, Keith	LB	Syracuse	2010
Bullock, Randy	K	Texas A&M	2016
Bunch, Jarrod	RB	Michigan	1991-1993
Bundra, Mike	DT	USC	1965
Burgess, Charlie	LB	Carson-Newman	1987
Burgess, Terrell	S	Utah	2022
Burnett, Dale	FB	Kansas Teachers	1930-1939
Burnine, Hank	E	Missouri	1956
Burns, Curry	S	Louisville	2004
Burress, Plaxico	WR	Michigan State	2005-2008
Burt, Jim	NT	Miami	1981-1988
Busch, Mike	QB	So Dakota State	1987
Bundy, Marquis	WR	New Mexico	2017
Butkus, Carl	T	George Washington	1949
Butler, James	S	Georgia Tech	2005-2008
Butler, Skip	K	Texas, Arlington	1971
Butler, Vernon	DL	Louisiana Tech	2022
Buzin, Dick (Rich)	T	Penn State	1968-1970
Byers, Ken	DE	Cincinnati	1962-1964
Byler, Joe	T	Nebraska	1946
Byrd, Boris	DB	Austin, Peay	1987

C

Cager, Lawrence	TE	Georgia	2022
Cagle, Chris	TB	Army	1930-1932
Caldwell, Alan	DB	No. Carolina	1979
Caldwell, Bruce	TB	Yale	1928
Calhoun, Duke	WR	Memphis	2010
Calitro, Austin	ILB	Villanova	2022
Calligaro, Len	BB	Wisconsin	1944-1945
Calloway, Chris	WR	Michigan	1992-1998
Campbell, Carter	LB	Weber State	1972-1973
Campbell, Dan	TE	Texas A&M	1999-2002
Campbell, Glenn	E	Emporia St.(Kansas)	1929-1933
Campbell, Jesse	DB	N. Carolina St.	1992-1996
Campfield, Billy	HB	Kansas	1983
Cancik, Phil	LB	No. Arizona	1980
Cannady, John	BB	Indiana	1947-1954
Cannella, John	G	Fordham	1933-1934
Cantor, Leo	FB	UCLA	1942
Canty, Chris	DT	Virginia	2009-2012
Capers, Selvish	OL	West Virginia	2012
Capi, Nordly (Cap)	DE	Akron	2017
Caranci, Roland	T	Colorado	1944
Carney, Art	G	Navy	1925-1926
Carney, John	K	Notre Dame	2008
Carpenter, Brian	DB	Michigan	1982
Carpenter, Rob	FB	Miami (Ohio)	1981-1985
Carr, David	QB	Fresno State	2008-2009, 2011-2012
Carr, Henry	DB	Arizona State	1965-1967
Carr, Reggie	DE	Jackson State	1987
Carroccio, Russ	G	Virginia	1954-1955
Carroll, Jim	LB	Notre Dame	1965-1966
Carroll, Victor (Vic)	T	Nevada	1943-1947
Carson, Harry	LB	So. Carolina St.	1976-1988
Carter, Lorenzo	LB	Georgia	2018-2021
Carter, Jonathan	WR	Troy State	2001-2002
Carter, Tim	WR	Auburn	2002-2006
Carthon, Maurice	RB	Arkansas St.	1985-1991
Case, Pete	G	Georgia	1965-1970
Cash, Ataveus	WR	Hampton	2003
Cash, Jeremy	LB	Duke	2017
Casillas, Jonathan	LB	Wisconsin	2015-2017
Cavanaugh, Matt	QB	Pittsburgh	1990-1991
Caywood, Lester (Les)	G	St. John's	1927, 1929-1932
Cephous, Frank	RB	UCLA	1984
Ceppetelli, Gene	C	Villanova	1969
Chandler, Don	HB	Florida	1956-1964
Chandler, Karl	C	Princeton	1974-1977
Chandler, Scott	TE	Iowa	2009
Chandler, Sean	S	Temple	2018-20
Charlton, Ike	CB	Virginia Tech	2003
Chase, Martin	DT	Oklahoma	2004
Chatman, Cliff	FB	Central State (Okla.)	1982
Cherry, Mike	QB	Murray State	1997-2000
Cheverko, George	WB	Fordham	1947-1948
Chickerneo, John	BB	Pittsburgh	1942
Childress, O.J.	LB	Clemson	1999
Childs, Clarence	DB/HB	Florida A&M	1964-1967
Christensen, Todd	FB	Brigham Young	1979
Christie, Steve	K	William & Mary	2004
Ciccolella, Mike	LB	Dayton	1966-1968
Clack, Jim	C	Wake Forest	1978-1981
Claiborne, Chris	LB	USC	2006
Clancy, Kendrick	DT	Mississippi	2005
Clancy, Stuart (Stu)	FB	Holy Cross	1932-1935
Clark, Danny	LB	Illinois	2008-2009
Clark, Jeremy	DT	Alabama	2008
Clark, Ryan	S	LSU	2002-2003
Clatterbuck, Bob	QB	Houston	1954-1957
Clay, Kailin	WR	Utah	2018
Clay, Randall (Randy)	DB	Texas	1950, 1953
Clay, Roy	WB	Colorado	1944
Clayton, Harvey	DB	Florida State	1987
Clayton, Michael	WR	LSU	2010-2011
Cleary, Emmett	T	Boston College	2015
Clements, Vince (Vin)	FB	Connecticut	1972-1973
Clemons, Lloyd	RB	Michigan State	2001
Cloud, Mike	RB	Boston College	2004-2005
Clune, Don	WR	Penn	1974-1975
Coates, Ray	HB	LSU	1948-1949
Cobbs, R.J.	CB	Massachusetts	2006
Cockrell, Ross	CB	Duke	2017
Coe, Michael	CB	Alabama State	2010-2012
Coffey, Junior	FB	Washington	1969-1971
Coffield, Randy	LB	Florida State	1978-1979
Cofield, Barry	DT	Northwestern	2006-2010, 2015
Colbert, Adrian	S	Miami (FL)	2020
Colbert, Rondy	DB	Lamar University	1975-1976
Cole, Pete	G	Trinity (Texas)	1937-1940
Coleman, Charles	TE	Alcorn State	1987
Coleman, Corey	WR	Baylor	2018-19
Coley, Stacy	WR	Miami (FL)	2018
Colhouer, Jake	G	Oklahoma	1949
Collier, Jim	E	Arkansas	1962
Collins, Jerome	TE	Notre Dame	2007
Collins, Kerry	QB	Penn State	1999-2003
Collins, Landon	S	Alabama	2015-2018, 2022
Collins, Mark	DB	Cal. St. Fullerton	1986-1993
Collins, Ray	DT	LSU	1954
Colman, Doug	LB	Nebraska	1996-1998
Colvin, Jim	DT	Holy Cross	1967

Comella, Greg	RB	Stanford	1998-2001
Comstock, Rudy	G	Georgetown	1930
Condren, Glen	DE	Oklahoma	1965-1967
Conerly, Charlie	QB	Mississippi	1948-1961
Connelly, Ryan	LB	Wisconsin	2019
Conner, John	FB	Kentucky	2013
Connor, Dan	LB	Penn State	2013
Contoulis, John	DT	Connecticut	1964
Conway, Brett	K	Penn State	2003
Cook, Charles	NT	Miami	1983
Cooks, Johnie	LB	Mississippi St.	1988-1990
Cooper, Joe	K	California	1986
Cooper, Pharoh	WR	South Carolina	2021
Cope, Frank	T	Santa Clara	1938-1947
Coppens, Gus	T	UCLA	1979
Corbin, Jashaun	RB	Florida State	2022
Cordileone, Lou	G	Clemson	1960
Cordle, Jim	OL	Ohio State	2011-2013
Core, Cody	WR	Mississippi	2019
Corgan, Charles	E	Arkansas	1927
Cortez, Jose	K	Oregon State	1999
Corzine, Lester (Les) (Red)	B	Davis-Elkins	1935-1937
Costello, Tom	LB	Dayton	1964-1965
Costello, Vince	LB	Ohio University	1967-1968
Coughlin, Carter	ILB	Minnesota	2020-2022
Coulter, Dewitt (Tex)	T	Army	1946-1952
Council, Keith	DT	Hampton	1998
Counts, John (Johnny)	HB	Illinois	1962-1963
Cousin, Terry	DB	South Carolina	2004
Cousino, Brad	LB	Miami (Ohio)	1976
Covington, Jamie	RB	Syracuse	1987
Cox, Greg	DB	San Jose State	1989
Cox, Michael	RB	Massachusetts	2013-2014
Crane, Dennis	T	USC	1970
Crawford, Bill	G	British Columbia	1960
Crawford, Ed	E	Mississippi	1957
Crawford, Keith	WR	Howard Payne	1993
Crespino, Bob	TE	Mississippi	1964-1968
Crist, Charlie (Chuck)	DB	Penn State	1972-1974
Crocicchia, Jim	QB	Pennsylvania	1987
Croel, Mike	LB	Nebraska	1995
Crosby, Steve	HB	Fort Hays	1974-1976
Cross, Howard	TE	Alabama	1989-2001
Crossen, Keion	DB	Western Carolina	2021
Crow, Lindon	DB	USC	1958-1960
Crowder, Tae	LB	Georgia	2020-2022
Crutcher, Tommy	LB	TCU	1968-1969
Cruz, Victor	WR	Massachusetts	2010-2016
Csonka, Larry	FB	Syracuse	1976-1978
Cuff, Ward	WB	Marquette	1937-1945
Culbreath, Jim	FB	Oklahoma	1980
Culwell, Val	G	Oregon	1942
Cummings, Mack	WR	East Tenn. State	1987
Cunningham, Jerome	TE	Southern Connecticut St.	2014-2015
Cunningham, Korey	OL	Cincinnati	2021-2022
Curcio, Mike	LB	Temple	1982
Currie, Justin	S	Western Michigan	2015
Currier, Bill	DB	South Carolina	1981-1985

D

Dach, Carson	LS	Eastern Michigan	2003
Dahl, Craig	S	North Dakota State	2007, 2015
Daluiso, Brad	K	UCLA	1993-2000
Damiani, Francis (Frank)	T	Manhattan	1944
Danelo, Joe	K	Washington State	1976-1982
Daniel, Kenny	DB	San Jose State	1984
Daniels, Torrance (Tank)	LB	Harding	2007
Danowski, Ed	TB	Fordham	1934-1939, 1941
Darkwa, Orleans	RB	Tulane	2014-2017
Davidson, DJ	DL	Arizona State	2022
Davidson, James	LB	UTEP	2014
Davis, Chris	LB	San Diego State	1987
Davis, Don	DT	L.A. State	1966-1967
Davis, Gains	G	Texas Tech	1936
Davis, Geremy	WR	Connecticut	2015
Davis, Henry	LB	Grambling	1968-1969
Davis, Jarrad	ILB	Florida	2022
Davis, Jawill	WR	Bethune-Cookman	2018
Davis, Kelvin	G	Johnson Smith	1987
Davis, Paul	LB	North Carolina	1983
Davis, Roger	G	Syracuse	1965-1966
Davis, Roosevelt	DE	Tennessee A&I	1965-1967
Davis, Russell	DT	North Carolina	2007
Davis, Scott	G	Iowa	1993-1996
Davis, Tae	LB	Tennessee-Chattanooga	2018-2019
Davis, Thabiti	WR	Wake Forest	2000-2001
Davis, Tyrone	DB	Clemson	1985-1986
Davis, Wyatt	G	Ohio State	2022
Dawkins, Joe	FB	Wisconsin	1974-1975
Dawsey, Lawrence	WR	Florida State	1996
Dayne, Ron	RB	Wisconsin	2000-2004
Dean, Randy	QB	Northwestern	1977-1979
Deayon, Donte	CB	Boise State	2017-2018
DeFilippo, Lou	C	Fordham	1941, 1945-1947
Del Gaizo, Jim	QB	Tampa	1974
Dell Isola, John (Johnny)	C	Fordham	1934-1940
Deloatch, Curtis	CB	North Carolina A&T	2004-2005
Demps, Quintin	S	UTEP	2014
Demps, Will	FS	San Diego State	2006
Dennard, Darqueze	DB	Michigan State	2021
Dennerlein, Gerald (Jerry)	T	St. Mary's	1937, 1940
Dennery, Vince	E	Fordham	1941
Dennis, Mike	DB	Wyoming	1980-1983
Dent, Burnell	LB	Tulane	1993
DeOssie, Steve	LB	Boston College	1989-1993
DeOssie, Zak	LB	Brown	2007-2019
DeRogatis, Al	DT	Duke	1949-1952
DeRose, Dan	LB	USC	1987
Dess, Darrell	G	N. Carolina St.	1959-64, 1966-69
Dickerson, Garrett	TE	Northwestern	2018-2019
Diehl, David	G/T	Illinois	2003-2013
Dillard, Phillip	LB	Nebraska	2010
Dillard, Stacey	DE	Oklahoma	1992-1995
Dinkins, Darnell	QB/S	Pittsburgh	2002-2003
DiRenzo, Fred	RB	New Haven	1987
DiRico, Bob	RB	Kutztown State	1987
Dixon, Al	TE	Iowa State	1977-1979
Dixon, Brandon	CB	Northwest Missouri State	2017
Dixon, Riley	P	Syracuse	2018-2021
Dixon, Ron	WR	Lambuth	2000-2003
Dixon, Zachary (Zach)	HB	Temple	1979
Dobelstein, Bob	G	Tennessee	1946-1948
Dockery, Kevin	CB	Mississippi State	2006-2009
Dodge, Matt	P	East Carolina	2010
Doggert, Keith	T	Wichita	1942
Donnell, Larry	TE	Grambling	2013-2016
Doolan, John	WB	Georgetown	1945-1946
Doornink, Dan	FB	Washington State	1978

Dorris, Derek	WR	Texas Tech	2002
Dorsey, Eric	DE	Notre Dame	1986-1992
Douglas, Chris	RB	Duke	2004
Douglas, Everett	T	Florida	1953
Douglas, John	LB	Missouri	1970-1973
Douglas, Omar	WR	Minnesota	1994-1997
Douglas, Robert	RB	Memphis	2006-2007
Douglass, Maurice	DB	Kentucky	1995-1996
Douglass, Paul	DB	Illinois	1953
Douzable, Leger	DT	Central Florida	2008
Dove, Eddie	DB	Colorado	1963
Downs, Devante	LB	California	2019-2020
Downs, Gary	RB	N.C. State	1994, 1996
Dowtin, Marcus	LB	North Alabama	2013
Droughns, Reuben	RB	Oregon	2007-2008
Dryer, Fred	DE	San Diego State	1969-1971
Dublinski, Tom	QB	Utah	1958
Dubofsky, Maurice	G	Georgetown	1932
Dubzinski, Walt	G	Boston College	1943
Duckens, Mark	DE	Arizona State	1989
Duckett, Damane	DT	East Carolina	2004-2005
Duden, Dick	E	Navy	1949
Dudley, Paul	HB	Arkansas	1962
Duerson, Dave	DB	Notre Dame	1990
Duff, Jamal	DE	San Diego State	1995-1996
Dugan, Bill	G	Penn State.	1987
Dugan, Leonard	C	Wichita	1936
Duggan, Gilford Earl (Gil)	T	Oklahoma	1940
Duhon, Bobby	HB	Tulane	1968-1972
Dunaway, Dave	WR	Duke	1969
Duncan, Jim	DE	Wake Forest	1950-1953
Dunker, Jessaman	T	Tennessee State	2017
Dunlap, Bob	DB	Oklahoma	1936
Dvorak, Rick	DE	Wichita State	1974-1977

E

Eagan, Ed	WR	Northwesterm State	2017
Eakin, Kay	QB	Arkansas	1940-1941
Eaton, Lou	T	California	1945
Eaton, Scott	DB	Oregon State	1967-1972
Ebner, Nate	S	Ohio State	2020-2021
Eck, Keith	C	UCLA	1979-1980
Eckhardt, Oscar (Ox)	FB	Texas	1928
Eddings, Floyd	WR	California	1982-1983
Edwards, Antonio	DE	Valdosta State	1997
Edwards, Ben	WR	Richmond	2015-2016
Edwards, Bill (Monk)	T	Baylor	1940-1942, 1946
Edwards Jr., Mario	DL	Florida State	2018
Edwards, Steve	G	Central Florida	2006
Elias, Keith	RB	Princeton	1994-1996
Eligwe, Ukeme	LB	Georgia Southern	2018
Ellenbogen, Bill	G	Virginia Tech	1976-1977
Elliott, John (Jumbo)	T	Michigan	1988-1995
Ellis, Ed	T	Buffalo	2004
Ellis, Justin	DL	Louisiana Tech	2022
Ellis, Kenrick	DT	Hampton	2015
Ellison, Mark	G	Dayton	1972-1973
Ellison, Rhett	T	USC	2017-2019
Ellsworth, Percy	DB	Virginia	1996-1999
Emmons, Carlos	LB	Ark. State	2004-2006
Enderle, Dick	G	Minnesota	1972-1975
Engram, Evan	TE	Ole Miss	2017-2021
Engler, Derek	C	Wisconsin	1997-2000
Epps, Bobby	FB	Pittsburgh	1954-1955, 1957
Erickson, Bill	G	Mississippi	1940
Eshmont, Len	FB	Fordham	1941
Etta-Tawo, Amba	WR	Syracus	2019
Ettinger, Don	G	Kansas	1948-1950
Evans, Charlie	FB	USC	1971-1973
Ezeudu, Joshua	OL	North Carolina	2022

F

Fackrell, Kyler	LB	Utah State	2020
Fairdoth, Art	QB	No. Carolina	1947-1948
Falaschi, Nello (Flash)	BB	Santa Clara	1938-1941
Falcon, Terry	G	Montana	1980
Feagles, Jeff	P	Miami	2003-2009
Feather, Erwin (Tiny)	BB	Kansas St.	1929-1933
Feely, Jay	K	Michigan	2005-2006
Feliciano, Jon	C	Miami	2022
Fells, Daniel	TE	UC Davis	2014-2015
Felton, Eric	DB	Texas Tech	1980
Fennema, Carl	C	Washington	1948-1949
Fenner, Chandler	CB	Holy Cross	2014
Ferrara, Frank	DE	Rhode Island	2001-2002
Fields, Joe	C	Widener	1988
Filchock, Frank (Frankie)	QB	Indiana	1946
Files, Jim	LB	Oklahoma	1970-1973
Filipowicz, Steve	FB	Fordham	1945-1946
Filipski, Gene	HB	Villanova	1956-1957
Finn, Jim	FB	Pennsylvania	2003-2007
Fischer, Cletus (Clete)	HB	Nebraska	1949
Fitzgerald, Mike	DB	Iowa State	1967
Flaherty, Pat	E	Notre Dame	1928
Flaherty, Ray	E	Gonzaga	1929, 1931-35
Fleming, Cameron	T	Stanford	2020
Flenniken, Max (Mack)	TB	Geneva	1931
Flott, Cor'Dale	CB	LSU	2022
Flowers, Ereck	T	Miami	2015-2018
Flowers, Larry	DB	Texas Tech	1981-1985
Flowers, Richmond	DB	Tennessee	1971-1973
Fluker, D.J.	G	Alabama	2017
Flynn, Tom	DB	Pittsburgh	1986-1988
Flythe, Mark	DE	Penn State	1993
Folsom, Steve	TE	Utah	1982
Foote, Chris	C	USC	1982-1983
Ford, Charlie	DB	Houston	1975-1976
Foreman, Jay	LB	Nebraska	2005
Forte, Ike	HB	Arkansas	1981
Fowler, Dan	G	Kentucky	1979
Fox, Dan	LB	Notre Dame	2014
Fox, Mike	DE	West Virginia	1990-1994
Fox, Samuel (Sam)	E	Ohio State	1945
Fox, Tomon	OLB	North Carolina	2022
Fowler III, Bennie	WR	Michigan State	2018-2019
Franck, George	WB	Minnesota	1941, 1945-1947
Frankian, Mal (Ike)	E	St. Mary's	1934-1935
Franklin, George	RB	Texas A&I (A&M)	1979
Frederick, Terrence	DB	Texas A&M	2012
Frederickson, Tucker	FB	Auburn	1965-1971
Freeman, Devonta	RB	Florida State	2020
Freeman, Lorenzo	NT	Pittsburgh	1991
Friede, Mike	WR	Indiana	1980-1981
Friedman, Bennie (Benny)	TB	Michigan	1929-1931
Frisch, Byron	DE	BYU	2002
Fromm, Jake	QB	Georgia	2021

Frugone, James G. (Jim)	TB	Syracuse	1925
Fuqua, John	HB	Morgan State	1969

G

Gaines, Rogers	T	Tennessee St.	2014
Gaiters, Bobby	HB	New Mexico St.	1961-1962
Galazin, Stan	C	Villanova	1937-1939
Galbreath, Tony	RB	Missouri	1984-1987
Galiffa, Arnold	QB	Army	1953
Gallagher, Dave	DE	Michigan	1975-1976
Gallman Jr., Wayne	RB	Clemson	2017-2020
Galyon, Scott	LB	Tennessee	1996-1999
Gano, Graham	K	Florida State	2020-2022
Garcia, Jim	DE	Purdue	1966
Garner, Bob	G	No College	1945
Garnes, Sam	SS	Cincinnati	1997-2001
Garrett, Alvin	HB	Angelo State	1980-1981
Garrett, Curtis	DE	Illinois State	1987
Garrett, Jason	QB	Princeton	2000-2003
Garvey, Art (Hec)	G	Notre Dame	1927-1928
Garzoni, Mike	G	USC	1948
Gates, Nick	OL	Nebraska	2018-2022
Gatewood, Tom	WR	Notre Dame	1972-1973
Gaulden, Rashaan	DB	Tennessee	2019
Gehrke, Bruce	E	Columbia	1948
Gelatka, Charles (Chuck)	E	Mississippi St.	1937-1940
Gettis, Adam	G	Iowa	2014-2017
Gibbons, Mike	T	S.W. Oklahoma St.	1976-1977
Giblin, Robert	DB	Houston	1975-1976
Gibson, Denver (Butch)	G	Grove City	1930-1934
Gifford, Frank	RB/DB	USC	1952-60, 1962-64
Gilbert, Zyon	CB	Florida Atlantic	2022
Gildea, John	BB	St. Bonaventure	1938
Gillan, Jamie	P	Univ. of Arkansas at Pine Bluff	2022
Gillard, Larry	DE	Mississippi State	1978
Gillaspia, Cullen	FB	Texas A&M	2021
Gillette Walker	WR	Richmond	1974-1976
Gilliard, Darnell	DT	Troy State	1996
Gladchuk Chet	C	Boston Coll.	1941, 1946-1947
Glass, Chip	TE	Florida St.	1974
Glenn, Vencie	DB	Indiana State	1995
Glennon, Mike	QB	North Carolina State	2021
Glover, Rich	DT	Nebraska	1973
Glowinski, Mark	G	West Virginia	2022
Goddard, Na'shan	T	South Carolina	2006
Godfrey, Chris	G	Michigan	1984-1987
Goff, Jim	T	Lafayette	2001
Goff, Jonathan	LB	Vanderbilt	2008-2011
Gogolak, Pete	K	Cornell	1966-1974
Goich, Dan	DT	California	1972-1973
Golden, Brittan	WR	West Texas A&M	2019
Golden, Markus	LB	Missouri	2019-2020
Golden, Jack	LB	Oklahoma State	2000-2001
Goldsmith, Wen	C	Emporia State	1940
Golladay, Kenny	WR	Northern Illinois	2021-2022
Golsteyn, Jerry	QB	No. Illinois	1976-1978
Goode, Conrad	T	Missouri	1984-1985
Goodson, B.J.	LB	Clemson	2016-2018
Goodwin, Stephen	OL	Nebraska-Kearney	2013
Goodwin, Tod	E	West Virginia	1935-1936
Gorgone, Pete	BB	Muhlenberg	1946
Gossage, Gene	T	Northwestern	1963
Gould, Robbie	K	Penn State	2016
Governali, Paul	QB	Columbia	1947-1948
Gragg, Scott	T	Montana	1995-1999
Graham, Kent	QB	Ohio State	1992-94, 1998-99
Graham, Shayne	PK	Michigan State	2010
Grandelius, Everett (Sonny)	HB	Michigan St.	1953
Grant, Curtis	LB	Ohio State	2017
Grant, Deon	S	Tennessee	2010-2011
Grant, Len	T	NYU	1930-1937
Grant, Wesley	DE	UCLA	1970
Grate, Carl	G	Georgia	1945
Gravelle, Gordon	T	Brigham Young	1977-1979
Gray, Carlton	DB	UCLA	1998
Gray, Earnest	WR	Memphis State	1979-1984
Greco, John	OT	Toledo	2017-2018
Green, Anthony	FB	West Virginia	2001
Green, Barrett	LB	West Virginia	2004-2005
Green, Joe	DB	Bowling Green	1970-1971
Green, Ray	CB	South Carolina	2003
Green, Tony	HB	Florida	1979
Greene, A.J.	DB	Wake Forest	1991
Greenhalgh, Bob	FB	San Francisco	1949
Gregory, Jack	DE	Delta State	1972-1978
Greisen, Nick	LB	Wisconsin	2002-2005
Grier Rosey	DE	Penn St.	1955-56, 1958-62
Griffin, Cornelius	DT	Alabama	2000-2003
Griffing, Glynn	QB	Mississippi	1963
Griffith, Forrest	HB	Kansas	1950-1951
Grigg, Cecil (Tex)	BB	Austin; Texas	1926
Grim, Bob	WR	Oregon State	1972-1974
Gross, Andy	G	Auburn	1967-1968
Grosscup, Lee	QB	Utah	1960-1961
Guggemos, Neal	DB	St. Thomas (Mn)	1988
Guglielmi, Ralph	QB	Notre Dame	1962-1963
Gunn, Jimmy	LB	USC	1975
Gursky, Al	LB	Penn State	1963
Guthrie, Sean	DE	Boston College	2002
Gutowsky, Leroy (Ace)	B	Oklahoma City	1931
Guy, Lou	FL	Mississippi	1963
Guy, Melwood (Buzz)	G	Duke	1958-1959
Guyon, Joe	BB	Carlisle	1927
Guyton, Myron	DB	Eastern Kentucky	1989-1993

H

Haase, Andy	TE	Northern Colorado	1998
Hachten, Bill	G	Stanford	1947
Haddix, Wayne	DB	Liberty Baptist	1987-1988
Haden, John (Jack)	T	Arkansas	1936-1938
Hagan, Derek	WR	Arizona State	2008-2010
Hagerty, John (Jack)	FB	Georgetown	1926-1930, 1932
Haines, Henry (Hinkey)	WB	Penn State	1925-1928
Haji-Sheikh, Ali	K	Michigan	1983-1985
Halapio, Jon	G	Florida	2017-2019
Hale, Ryan	DT	Arkansas	1999-2000
Haley, Grant	CB	Penn State	2018-2019
Hall, Alex	DE	St. Augustine	2010
Hall, Harold	C	Springfield	1942
Hall, John Wesley, Jr.	DE	Iowa	1955
Hall, Leon	CB	Michigan	2016
Hall, Pete	E	Marquette	1961-1962
Hamilton, Antonio	DB	South Carolina State	2018-2019
Hamilton, Conrad	DB	E. New Mexico	1996-1999
Hamilton, Devery	OL	Duke	2022
Hamilton, Dominique	DT	Missouri	2014

Hamilton, Keith	DE	Pittsburgh	1992-2003
Hamilton, Woodrow	DL	Ole Miss	2022
Hammond, Bob	HB	Morgan State	1976-1979
Hampton, Rodney	RB	Georgia	1990-1997
Hand, Norman	DT	Mississippi	2004
Hanken, Ray	E	Geo. Wash.	1937-1938
Hankins, Johnathan	DT	Ohio State	2013-2016
Hannah, Herb	T	Alabama	1951
Hanson, Dick	DT	No. Dakota St.	1971
Hapes, Merle	FB/DB	Mississippi	1942, 1946
Hardison, Dee	DE	North Carolina	1981-1985
Hare, Cecil (Cece)	BB	Gonzaga	1946
Harms, Art	T	Vermont	1926-1927
Harper, Charlie	G	Oklahoma State	1966-1972
Harper, LaSalle	LB	Arkansas	1989
Harper, Madre	DB	Southern Illinois	2020
Harrell, Gary	WR	Howard	1994-1995
Harris, Don	DB	Rutgers	1980
Harris, Dwayne	WR	East Carolina	2015-2017
Harris, Johnnie	S	Mississippi State	2002-2003
Harris, Marcus	WR	Murray State	2014-2015
Harris, Mike	CB	Florida State	2014
Harris, Nigel	LB	South Florida	2017
Harris, Oliver (Ollie)	E	Geneva	1926
Harris, Phil	DB	Texas	1966
Harris, Robert	DE	Southern	1995-1999
Harris, Trent	LB	Miami (FL)	2020-2021
Harris, Wendell	DB	LSU	1966-1967
Harrison, Damon	NT	William Penn	2016-2018
Harrison, Jonotthan	OL	Florida	2021
Harrison, Max	E	Auburn	1940
Hart, Bobby	T	Florida State	2015-2017
Hart, Harold	HB	Texas Southern	1977
Hartzog, Howard (Bug)	G	Baylor	1928
Harvey, Nate	LB	East Carolina	2019
Hasenohrl, George	DT	Ohio State	1974
Hasselbeck, Don	TE	Colorado	1985
Hasselbeck, Tim	QB	Boston College	2005-2006
Hartage, Montre	S	Northwestern	2020
Hatch, Jeff	T	Penn	2002-2003
Hathcock, Dave	DB	Memphis State	1967
Hauser, Art	DT	Xavier	1959
Hayes, Larry	LB	Vanderbilt	1961
Haynes, Mark	DB	Colorado	1980-1985
Hazel, Paul	DE	Western Michigan	2014
Hazeltine, Matt	LB	California	1970
Headen, Andy	LB	Clemson	1983-1988
Heap, Joe	HB	Notre Dame	1955
Heater, Larry	HB	Arizona	1980-1983
Hebert, Bud	DB	Oklahoma	1980
Heck, Ralph	LB	Colorado	1969-1971
Hedgecock, Madison	FB	North Carolina	2007-2010
Heffner-Liddiard, Brody	TE	Colorado	2000
Heflin, Jack	DL	Iowa	2022
Hein, Mel	C	Washington St.	1931-1945
Heinrich, Don	QB	Washington	1954-1959
Henderson, Robert	DE	Southern Mississippi	2008
Henderson, Quadree	WR	Pittsburgh	2018
Hendrian, Dutch	BB	Pittsburgh	1925
Hendricks, Dwayne	DT	Miami	2011
Henry, Steve	DB	Emporia State	1980
Henry, Wilbur (Pete)	T	Wash. & Jefferson	1927
Hensley, Dick	E	Kentucky	1949
Herber, Arnie	QB	Regis	1944-1945
Herman, Eric	OL	Ohio	2013-2014
Hermann, Johnny	DB	UCLA	1959
Herrmann, Don	WR	Waynesburg	1969-1974
Hernandez, Will	G	UTEP	2018-2021
Herzlich, Mark	LB	Boston College	2011-2017
Hickl, Ray	LB	Texas A&I	1969-1970
Hicks, Eddie	FB	East Carolina	1979-1980
Hicks, John	G	Ohio State	1974-1977
Hiemstra, Ed	C	Sterling	1942
Hill, B.J.	DL	North Carolina State	2018-2020
Hill, Harry Franklin (Cowboy)	TB	Oklahoma	1925-1926
Hill, John	C/T	Lehigh	1972-1974
Hill, John A. (Kid or Bozo)	B	Amherst	1926
Hill, Kenny	DB	Yale	1984-1988
Hill, Ralph	C	Florida A&M	1976-1977
Hill, Will	DB	Florida	2012-2013
Hillebrand, Jerry	LB	Colorado	1963-1966
Hilliard, Ike	WR	Florida	1997-2004
Hilliard, Jason	OL	Louisville	2004
Hilliard, Justin	LB	Ohio State	2021
Hillis, Peyton	RB	Arkansas	2013-2014
Hilliman, Jon	RB	Rutgers	2019
Hilpert Hal	E	Oklahoma City	1930
Hilton, Roy	DE	Jackson State	1974
Hinkle, Jack	BB	Syracuse	1940
Hinton, Chuck	C	Mississippi	1967-1969
Hixon, Domenik	WR	Akron	2007-2012
Hobgood-Chittick, Nate	DT	North Carolina	1998
Hodel, Merwin	FB	Colorado	1953
Hodgins, Isaiah	WR	Oregon State	2022
Hogan, Mike	FB	Tenn.-Chattanooga	1980
Hogan, Paul	WB	Wash. & Jefferson	1926
Holifield, Jimmy	DB	Jackson St	1968-1969
Holland, Vern	OT	Tennessee	1980
Hollis, Mike	K	Idaho	2003
Hollowell, TJ.	LB	Nebraska	2004
Holba, Colin	LS	Louisville	2019
Holmes, Darnay	CB	UCLA	2020-2022
Holmes, Jaret	K	Auburn	2000
Holmes, Kenny	DE	Miami	2001-2003
Holsey, Bernard	DT	Duke	1996-1999
Holmes, Johnny	WR	Cincinnati	2020
Hopkins, Tam	G	Ohio State	2002
Horan, Mike	P	Long Beach St.	1993-1996
Horne, Richard	DE	Oregon	1941
Horner, Sam	DB	VMI	1962-1963
Hornsby, Ron	LB	S. E. Louisiana	1971-1974
Hosley, Jayron	DB	Virginia Tech	2012-2015
Hostetler, Jeff	QB	West Virginia	1984-1992
Houston, Dick (Rich)	WR	East Texas St.	1969-1973
Hovious, John (Junie)	QB	Mississippi	1945
Howard, Albert Franklin (Red)	G	NH; Princeton	1927
Howard, Anthony	G	Tennessee	1987
Howard, Bob (Dosey)	G	Marietta	1929-1930
Howard, Erik	NT	Washington St.	1986-1994
Howard, Travis	CB	Ohio State	2014
Howell, Jim Lee	E	Arkansas	1937-42, 1946-47
Howell, Lane	T	Grambling	1963-1964
Hubbard, Cal	E	Geneva	1927-1928, 1936
Hudson, Bob	E	Clemson	1951-1952
Hudson, Tanner	TE	Southern Arkansas	2022
Huff, Sam	LB	West Virginia	1956-1963
Hugger, Keith	WR	Connecticut	1983
Hughes, Ed	DB	Tulsa	1956-1958
Hughes, Ernie	C	Notre Dame	1981-1983
Hughes, Montori	DT	Tennessee-Martin	2015-2016

Hughes, Pat	C	Boston U	1970-1976
Hunt, Byron	LB	SMU	1981-1988
Hunt, George	K	Tennessee	1975
Hunter, Michael	CB	Oklahoma State	2016
Hutchinson, Bill	QB	Dartmouth	1942
Hutchinson, Ralph	T	Chattanooga	1949
Huth, Gerald (Jerry)	G	Wake Forest	1956
Hyland, Bob	G	Boston College	1971-1975
Hynoski, Henry	FB	Pittsburgh	2011-2014

I

Imlay, Talma (Tut)	WB	California	1927
Ingram, Mark	WR	Michigan State	1987-1992
Irvin, Cecil (Tex)	T	Davis-Elkins	1932-1935
Iverson, Chris (Duke)	BB	Oregon	1947

J

Jackson, Adoree'	CB	Southern California	2021-2022
Jackson, Alonzo	LB	Florida State	2005
Jackson, Bennett	S	Notre Dame	2014-2015
Jackson, Bob	FB	N.C. A&T	1950-1951
Jackson, Brian	CB	Oklahoma	2010
Jackson, Cleveland	TE	Nevada-Las Vegas	1979
Jackson, Greg	DB	LSU	1989-1993
Jackson, Honor	DB	Pacific	1973-1974
Jackson, Josh	CB	Iowa	2021
Jackson, Louis	HB	Cal Poly (SLO)	1981
Jackson, Mark	WR	Purdue	1993-1994
Jackson, Terry	DB	S.D. State	1978-1983
Jacobs, Allen	FB	Utah	1966-1967
Jacobs, Brandon	RB	Southern Illinois	2005-2011, 2013
Jacobs, Proverb	DT	California	1960
Jacobs, Tramain	CB	Texas A&M	2015
Jacobson, Larry	DT	Nebraska	1972-1975
James, Charles	DB	Charleston Southern	2013
James, Dick	DB	Oregon	1964
James, Richie	WR	Middle Tennessee State	2022
Janarette, Charlie	T	Penn State	1961-1962
Jappe, Paul E.	E	Syracuse	1925, 1927-1928
Jefferson, Tony	S	Oklahoma	2022
Jelacic, Jon	G	Minnesota	1958
Jenkins, Cullen	DT	Central Michigan	2013-2015
Jenkins, Eddie	HB	Holy Cross	1974
Jenkins, Izel	DB	N.C. State	1993
Jenkins, Janoris	CB	North Alabama	2016-2019
Jenkins, John	DL	Georgia	2018
Jennings, Dave	P	St. Lawrence	1974-1984
Jennings, Michael	WR	Florida State	2006-2007
Jennings, Rashad	RB	Liberty	2014-2016
Jernigan, Jerrel	WR	Troy	2011-2014
Jerry, John	OL	Mississippi	2014-2017
Jessie, Brandon	TE	Utah	1997
Jeter, Gary	DE	USC	1977-1982
Jiles, Dwayne	LB	Texas Tech	1989
John, Rysen	TE	Simon Fraser	2021
Johnson, Austin	DL	Penn State	2020-2021
Johnson, Bill	K	Livingston	1970
Johnson, Bob (Bobby)	WR	Kansas	1984-1986
Johnson, Bruce	DB	Miami	2009-2011
Johnson, Collin	WR	Texas	2021-2022
Johnson, Curley	K	Houston	1969
Johnson, D.J.	DB	Jackson State	2009-2010
Johnson, Damian	T	Kansas State	1986-1989
Johnson, Darcy	TE	Central Florida	2006-2009
Johnson, Dennis	TE	Mississippi State	1980
Johnson, Dominique	DB	Jackson State	2009-2010
Johnson, Dwight	DE	Baylor	2002
Johnson, Gartrell	RB	Colorado State	2009
Johnson, Gene	DB	Cincinnati	1961-1962
Johnson, Herb	HB	Army; Washington	1954
Johnson, Joe	WB	Mississippi	1948
Johnson, John	DT	Indiana	1969
Johnson, Josh	QB	San Diego	2016
Johnson, Keenon	WR	Virginia	2017
Johnson, Ken	FB	Miami	1979
Johnson, Larry	C	Haskell	1936-1939
Johnson, Len	C	St. Cloud	1970
Johnson, LeShon	RB	N. Illinois	1998-1999
Johnson, Marcus	WR	Texas	2022
Johnson, Michael	S	Arizona	2007-2010
Johnson, Nate	WR	Hillsdale	1980
Johnson, Nico	LB	Alabama	2015
Johnson, Pepper	LB	Ohio State	1986-1992
Johnson, Randy	QB	Texas A&I	1971-1973
Johnson, Ron	HB	Michigan	1970-1975
Johnson, Travonti	CB	Central Florida	2007
Johnson, Will	FB	West Virginia	2016
Johnson II, Raymond	DL	Georgia Southern	2021
Johnston, Brian	C	North Carolina	1986-1987
Jones, Bob	DE	Penn State	2002
Jones, Brett	C	Regina (Canada)	2015-2017
Jones, Cedric	DE	Oklahoma	1996-2000
Jones, Chad	S	LSU	2010-2011
Jones, Chris	C	Delaware State	1987
Jones, Clarence	T	Maryland	1991-1993
Jones, Daniel	QB	Duke	2019-2022
Jones, Daryl	WR	Miami	2002
Jones, Dhani	LB	Michigan	2000-2003
Jones, Ernie	DB	Miami	1977-1979
Jones, Greg	LB	Michigan State	2011
Jones, Homer	FL	Texas Southern	1964-1969
Jones, James	DE	N.C. A&T	1987
Jones, Mark	WR	Tennessee	2004
Jones, Robbie	LB	Alabama	1984-1987
Jones, TJ	WR	Notre Dame	2019
Jones, Tom (Potsy)	G	Bucknell	1932-1936
Jordan, David	G	Auburn	1984-1986
Jordan, Mike	CB	Missouri Western State	2018
Joseph, Linval	DT	East Carolina	2010-2013
Joseph, William	DT	Miami	2003-2007
Joyce, Delvin	RB	James Madison	2002-2004
Junkin, Trey	LS	Louisiana Tech	2002
Jurevicius, Joe	WR	Penn State	1998-2001

K

Kab, Vyto	TE	Penn State	1985
Kalu, Joshua	DB	Nebraska	2021
Kane, Herb	T	Okla. Teachers	1944-1945
Kanell, Danny	QB	Florida State	1996-1998
Kanicki, Jim	DT	Michigan St.	1970-1972
Kaplan, Bernie	G	West Maryland	1935-1936
Karcis, John (Bull)	FB	Carnegie Tech	1938-1939, 1943
Karilivacz, Carl	DB	Syracuse	1958
Katcavage, Jim	DE	Dayton	1956-1968

Kaumeyer, Thom	DB	Oregon	1991-1993
Keahy, Eulis (Duce)	T	Geo. Washington	1942
Kearns, Tom	T	Miami	1945
Kehl, Bryan	LB	BYU	2008-2010
Kelley, Brian	LB	Cal. Lutheran	1973-1983
Kelly, Derrick	OL	Florida State	2021
Kelly, Ellison	G	Michigan State	1959
Kelly, John S. (Shipwreck)	TB	Kentucky	1932
Kelly, Lewis	OL	S.C. State	2005-2006
Kelly, Paul	QB	New Haven	1987
Kemp, Jackie	QB	Occidental	1958
Kendrick, Jim	E	Texas A&M	1927
Kennard, Devon	LB	USC	2014-2017
Kennard, George	G	Kansas	1952-1955
Kennedy, Jimmy	DT	Penn State	2011
Kennedy, Thomas	QB	L. A. State	1966-1967
Kenyon, Bill	BB	Georgetown	1925
Kershaw, George	DE	Colgate	1949
Ketzko, Alex	T	Michigan St.	1942
Keuper, Ken	DB	Georgia	1948
Killett, Charlie	HB	Memphis St.	1963
Killinger, Glenn	TB	Penn State	1926
Kimball, Bruce	G	Massachusetts	1981-1982
Kimber, Bill	E	Florida State	1959-1960
Kimmel, Jerry	LB	Syracuse	1987
Kinard, Terry	DB	Clemson	1983-1989
King, Gordon	T	Stanford	1978-1985
King, Jerome	DB	Purdue	1980
King, Phil	FB	Vanderbilt	1958-1963
King, Tavarres	WR	Georgia	2016-2017
Kinscherf, Carl	FB	Colgate	1943-1944
Kirby, John	LB	Nebraska	1969-1970
Kirouac, Lou	T	Boston College	1963
Kitzmiller, John (Dutch)	FB	Oregon	1931
Kiwanuka, Mathias	DE/LB	Boston College	2006-2014
Klasoskus, Al	T	Holy Cross	1941-1942
Kline, Harry (Jiggs)	E	Kansas Teachers	1939-1940, 1942
Klotovich, Mike	WB	St. Mary's	1945
Knight, Pat	DE	SMU	1952, 1954-1955
Knight, Sammy	S	USC	2008
Kobrosky, Milt (Mickey)	QB	Trinity (Conn.)	1937
Koets, Adam	OL	Oregon State	2007-2011
Kolman, Ed	DT	Temple	1949
Kolodziej, Ross	DT	Wisconsin	2001-2003
Koontz, Joe	WR	San Francisco St.	1968
Koppisch, Walter	WB	Columbia	1926
Kotar, Doug	HB	Kentucky	1974-1981
Kotite, Rich	TE	Wagner	1967, 1969-1972
Koy, Ernie	HB	Texas	1965-1970
Kozlowski, Brian	TE	Connecticut	1994-1996
Krahl, Jim	DT	Texas Tech	1978
Kranchick, Matt	TE	Penn State	2005
Kratch, Bob	G	Iowa	1989-1993
Krause, Max	BB	Gonzaga	1933-1936
Kreiter, Casey	LS	Iowa	2020-2022
Kropog, Troy	T	Tulane	2014
Krouse, Ray	DT	Maryland	1951-1955
Kuehl, Ryan	LS	Virginia	2003-2007
Kuhn, Markus	DT	N.C. State	2012-2015
Kyles, Troy	WR	Howard	1990

L

Lacey, Bob	WR	North Carolina	1965
LaCosse, Matt	TE	Illinois	2015-2017
Ladler, Kenny	S	Vanderbilt	2018
Lagod, Chester (Chet)	G	Chattanooga	1953
Laidlaw, Scott	FB	Stanford	1980
Lakes, Roland	DT	Wichita	1971
Lalonde, Roger	DT	Muskingum	1965
Lalos, Niko	LB	Dartmouth	2020
Landeta, Sean	P	Towson State	1985-1993, 2006
Landrews, Jaquarius	S	Mississippi State	2020
Landry, Tom	DB	Texas	1950-1955
Lane, Eric	RB	Tennessee	1997
Lane, Gary	QB	Missouri	1968
Lansdell, Granville (Grenny)	QB	USC	1940
Lapka, Myron	NT	USC	1980
Larson, Greg	C	Minnesota	1961-1973
Lascari, John	E	Georgetown	1942
Lasker, Greg	S	Arkansas	1986-1988
Lasky, Frank	T	Florida	1964-1965
Lasse, Dick	LB	Syracuse	1962
Latimer, Cody	WR	Indiana	2018-2019
Lauletta, Kyle	QB	Richmond	2018
Lawrence, Marcus	LB	South Carolina	2005
Lawrence II, Dexter	DL	Clemson	2019-2022
Layne, Justin	S	Michigan State	2022
Leavitt, Dick	T	Bowdoin	1976-1978
LeBlanc, Clarence	S	LSU	2001-2003
Lechner, Edgar (Ed)	G	Minnesota	1942
Leemans, Tuffy	FB/QB	Geo. Washington	1936-1943
Lemieux, Shane	G	Oregon	2020-2022
Legree, Lance	DT	Notre Dame	2001-2004, 2006
Lentz, Matt	OG	Michigan	2006
Leo, Jim	LB	Cincinnati	1960
Levens, Dorsey	RB	Georgia Tech	2003
Levingston, Bashir	DB	E. Washington	1999-2000
Lewerke, Brian	QB	Michigan State	2021
Lewis, Art	T	Ohio	1936
Lewis, Danny	HB	Wisconsin	1966
Lewis, Dion	RB	Pittsburgh	2020
Lewis, Kevin	LB	Duke	2000-2005
Lewis Jr., Roger	WR	Bowling Green	2016-2017
Lewis, Ryan	CB	Pittsburgh	2020
Lewis, Thomas	WR	Indiana	1994-1997
Liebel, Frank	E	Norwich	1942-1947
Lieberum, Don	WB	Manchester	1942
Lippett, Tony	CB	Michigan State	2018
Lincoln, Jeremy	DB	Tennessee	1998-1999
Lindahl, Virgil (Joe)	G	Nebraska St.	1945
Lindstrom, Gabe	P	Toledo	2001-2002
Linnin, Chris	DE	Washington	1980
Little, Jim	T	Kentucky	1945
Livingston, Cliff	DE	UCLA	1954-1961
Livingston, Howard (Howie)	FB	No College	1944-1947
Lloyd, Dan	LB	Washington	1976-1982
Lockhart, Carl	DB	No. Texas St	1965-1975
Locklear, Sean	T	N.C. State	2012
Long, Buford	DB	Florida	1953-1955
Longo, Tom	DB	Notre Dame	1969-1970
Lorenzen, Jared	QB	Kentucky	2005-2007
Lott, Billy	HB	Mississippi	1958
Love, Julian	S	Notre Dame	2019-2022
Love, Walter	WR	Westminster (Utah)	1973
Lovelady, Edwin	WR	Memphis State	1987
LoVetere, John	DT	Compton	1963-1965
LoVuolo, Frank	E	St. Bonaventure	1949
Lucier, Wayne	C	Colorado	2003-2004

Lummus, John (Jack)	E	Baylor	1941
Lumpkin, Kregg	RB	Georgia	2012
Lumpkin, Ron	DB	Arizona State	1973
Lunday, Ken (Kayo)	G	Arkansas	1937-41, 1946-47
Lurtsema, Bob	DT	Western Mich.	1967-1971
Lynch, Dick	DB	Notre Dame	1959-1966
Lyon, George (Babe)	T	Kansas State	1929

M

MacAfee, Ken Sr.	E	Alabama	1954-1958
Mack, Austin	WR	Ohio State	2020
Mackorell, John (Johnny)	TB	Davidson	1935
Mackrides, Bill	QB	Nevada	1953
Maddox, Tommy	QB	UCLA	1995
Madison, Sam	CB	Louisville	2006-2008
Maher, Bruce	DB	Detroit	1968-1969
Mallard, Wesley	LB	Oregon	2002-2004
Mallory, Larry	DB	Tenn. State	1976-1978
Mallouf, Ray	QB	SMU	1949
Mama, Damian	G	USC	2017
Mangum, Pete	LB	Mississippi	1954
Manning, Eli	QB	Mississippi	2004-2019
Manning, Terrell	LB	North Carolina State	2014
Manningham, Mario	WR	Michigan	2008-2011
Manton, Tilly	BB	TCU	1936-1938
Manuel, Lionel	WR	Pacific	1984-1990
Maponga, Stansly	DE	TCU	2015
Marefos, Andy	FB	St. Mary's	1941-1942
Marion, Frank	LB	Florida A&M	1977-1983
Marker, Cliff	E	Washington St.	1927
Markham. Dale	DE	North Dakota	1980
Marone, John (Sal)	G	Manhattan	1943
Maronic, Dusan (Duke)	G	No College	1951
Marsh, Dick	G	Oklahoma	1933
Marshall, Arthur	WR	Georgia	1994-1996
Marshall, Brandon	WR	Central Florida	2017
Marshall, Ed	WR	Cameron State	1976-1977
Marshall, Leonard	DE	LSU	1983-1992
Martin, Derrick	S	Wyoming	2011
Martin, Frank	WB	Alabama	1945
Martin, George	DE	Oregon	1975-1988
Martin, Kareem	LB	North Carolina	2018-2019
Martin, Wes	OL	Indiana	2021
Martinez, Blake	LB	Stanford	2020-2021
Martinkovic, John	DT	Xavier	1957
Massey, Robert	DB	N. C. Central	1997
Mastrangelo, John	G	Notre Dame	1950
Matan, Bill	DE	Kansas State	1966
Mathews, Derrick	LB	Houston	2017
Matthews, Billy	LB	South Dakota State	1982
Matthews, Bo	FB	Colorado	1980-1981
Matthews, Michael	TE	Georgia Tech	2007-2008
Maumalanga, Chris	DT	Kansas	1994
Mauro, Josh	DL	Standford	2018
Maxon, Alvin	HB	SMU	1978
Maxwell, Jim	LB	Gardner-Webb	2004
Maynard, Brad	P	Ball State	1997-2000
Maynard, Don	HB	Texas Western	1958
Mayock, Mike	DB	Boston College	1982-1983
Mayo, David	LB	Texas State	2019-2020
Mazurek, Edward J.	DT	Xavier	1960
McBride, John F. (Jack)	TB	Syracuse	1925-28, 1932-34
McBride, Trumaine	DB	Mississippi	2013-2015
McCafferty, Don	E	Ohio State	1946
McCaffrey, Ed	WR	Stanford	1991-1993
McCann, Jim	K	Arizona State	1973
McCann, Tim	DT	Princeton	1969
McChesney, Bob	E	Hardin-Simmons	1950-1952
McClain, Clint (Red)	FB	SMU	1941
McClain, Jameel	LB	Syracuse	2014
McCloud, Nick	CB	Notre Dame	2022
McConkey Phil	WR	Navy	1984-1988
McCoy, Colt	QB	Texas	2020
McCoy, Mike	DT	Notre Dame	1979-1980
McCreary, Loaird	TE	Tenn. State	1979
McDaniel, Emmanuel	DB	East Carolina	1999-2001, 2003
McDaniel, LeCharls	DB	Cal-Poly	1983-1984
McDermottt, Shane	OL	Miami	2016
McDonald, Ramos	DB	New Mexico	2000
McDonnell, Brady	TE	Colorado	2001
McDougle, Jerome	DE	Miami	2008
McDowell, John	T	St. John's (Minn)	1965
McElhenny, Hugh	HB	Washington	1963
McFadden, Leon	CB	San Diego State	2015
McFadden, Micah	ILB	Indiana	2022
McFadden, Paul	K	Youngstown	1988
McGee, Brandon	CB	Miami	2015
McGee, Ed	T	Temple	1940
McGee, Tony	TE	Michigan	2003
McGhee, Kanavis	LB	Colorado	1991-1993
McGinley, Ed	T	Penn	1925
McGlasson, Ed	C	Youngstown	1981
McGowan, Reggie	WR	Abilene Christian	1987
McGrew, Lawrence	LB	USC	1990
McGriff, Curtis	NT	Alabama	1980-1986
McGriggs, Lamar	DB	Western Illinois	1991-1992
McIntosh, RJ	DL	Miami (FL)	2018-2020
McKenzie, Kareem	RT	Penn State	2005-2011
McKethan, Marcus	OL	North Carolina	2022
McKinney, Benardrick	LB	Mississippi State	2021
McKinney, Odis	DB	Colorado	1978-1979
McKinney, Xavier	S	Alabama	2020-2022
McLaughlin, Joe	LB	Massachusetts	1980-1984
McLaughry, John	BB	Brown	1940
McLaurin, Mark	LB	Mississippi State	2019
McLean, Ron	DL	Cal St-Fullerton	1988
McMullen, Dan (Danny)	G	Nebraska	1929
McMullen, Typail	DB	Middle Tennessee	1997
McNeil, Clifton	WR	Grambling	1970-1971
McQuarters, R.W.	CB	Oklahoma State	2006-2008
McQuay. Leon	HB	Tampa	1974
McRae, Bennie	DB	Michigan	1971
Mead, John (Jack)	E	Wisconsin	1946-1947
Meggett, David	RB	Towson State	1989-1994
Meisner, Greg	NT	Pittsburgh	1991
Mellus, John	T	Villanova	1938-1941
Menasco, Don	DB	Texas	1952-1953
Mendenhall, John	DT	Grambling	1972-1979
Menefee, Hartwell (Pep)	FL	New Mexico St.	1966
Mercein, Chuck	FB	Yale	1965-1967
Mercer, Jim	QB	Oregon State	1942-1943
Meredith, Jamon	T	South Carolina	2010
Meriweather, Brandon	S	Miami	2015
Merrill, Casey	DE	Cal-Davis	1983-1985
Mertes, Bernie (Buzz) (Bus)	FB	Iowa	1949
Messner, Max	LB	Cincinnati	1964
Meuth, Kevin	T	SW Texas St.	1987
Mielziner, Saul	T	Carnegie Tech	1929-1930

Mihalik, Brian	T	Boston College	2018
Miklich, Bill	BB	Idaho	1947-1948
Mikolajczyk, Ron	G	Tampa	1976-1979
Miles, Edmond	LB	Iowa	2008
Miles, Leo	DB	Virginia St.	1953
Miller, Calvin	DT	Oklahoma State	1979
Miller, Corey	LB	South Carolina	1991-1998
Miller, Ed (Eddie)	QB	New Mexico	1939-1940
Miller, Jim	P	Mississippi	1987
Miller, Mike	WR	Tennessee	1983
Miller, Nate	T	LSU	1998
Miller, Solomon	WR	Utah State	1986
Milling, James	WR	Maryland	1991
Mills, Jeff	LB	Nebraska	1994
Milner, Bill	DG	Duke	1950
Milstead, Century	T	Yale	1925, 1927-1928
Minisi, Anthony (Skippy)	HB	Penn	1948
Minniear, Randy	HB	Purdue	1967-1969
Mischak, Bob	G	Army	1958
Mistler, John	WR	Arizona State	1981-1984
Mitchell, Brian	RB	Southwestern La	2003
Mitchell, Grandville (Buster)	E	Davis-Elkins	1935-1936
Mitchell, Harold (Hal)	G	UCLA	1952
Mitchell, Kawika	LB	South Florida	2007
Mitchell, Pete	TE	Boston College	1999-2000
Mitchell, Russell	C	Mississippi	1987
Mitrione, Matt	DT	Purdue	2002
Mix, Anthony	WR	Auburn	2007
Moa, David	DL	Boise State	2021
Modzelewski, Dick	DT	Maryland	1956-1963
Molden, Frank	DT	Jackson State	1969
Molenda, John (Bo)	BB	Michigan	1932-1935
Mondeaux, Henry	DL	Oregon	2022
Monk, Quincy	LB	North Carolina	2002-2003
Montgomery, Joe	RB	Ohio State	1999-2001
Monty, Pete	LB	Wisconsin	1997-2000
Moore, Damontre	DE	Texas A&M	2013-2015
Moore, Dana	P	So. Mississippi	1987
Moore, Eric	T	Indiana	1988-1993
Moore, Eric	DE	Florida State	2005
Moore, Henry	HB	Arkansas	1956
Moore, Herman	WR	Virginia	2002
Moore, Kamrin	DB	Boston College	2018
Moore, Ken	G	W. Va. Wesleyan	1940
Moorehead, Emery	WR	Colorado	1977-1979
Moran, Dale (Hap)	TB	Carnegie Tech	1928-1933
Moran, James	DT	Idaho	1964-1967
Moran, Tom	BB	Centre	1925
Moreau, Fabian	CB	UCLA	2022
Morgan, Bill	T	Oregon	1933-1936
Morgan, Dan	G	Penn State	1987
Morrall, Earl	QB	Michigan St.	1965-1967
Morris, Alfred	RB	Florida Atlantic	2020
Morris, Darryl	DB	Texas State	2017
Morris, James	LB	Iowa	2015
Morris, Joe	HB	Syracuse	1982-1989
Morris, Robert William (Bob)	HB	USC	1947
Morrison, Joe	DB/HB/WR	Cincinnati	1959-1972
Morrison, Pat	DB	So. Conn. State	1987
Morton, Chad	RB/RS	USC	2005-2006
Morton, Craig	QB	California	1974-1976
Mosley, Brandon	OL	Auburn	2012-2015
Moss, Avery	DE	Youngstown State	2017
Moss, Sinorice	WR	Miami	2006-2010
Mote, Kelly	E	Duke	1950-1952
Mowatt, Zeke	TE	Florida State	1983-1989, 1991
Mrosko, Bob	TE	Penn State	1990
Mullady, Tom	TE	Rhodes College	1979-1984
Mullen, Tom	G	SW Mo. State	1974-1977
Mulleneaux, Lee	BB	N. Arizona	1932
Mullins, Noah	HB	Kentucky	1949
Munday, George (Sunny)	T	Kansas Teachers	1931-1932
Mundy, Ryan	S	West Virginia	2013
Munn, Lyle	E	Kansas State	1929
Munson, Calvin	LB	San Diego State	2017
Murdock, Les	K	Florida State	1967
Murphy, Kyle	OL	Rhode Island	2020-2021
Murphy Jr., Louis	WR	Florida	2013
Murphy, Ryan	S	Oregon State	2017
Murray, Earl (Bill)	G	Purdue	1951
Murtagh, George (Mickey)	C	Georgetown	1926-1932
Myarick, Chris	FB/TE	Temple	2021-2022
Myers, Brandon	TE	Iowa	2013
Myers, Tommy	WB	Fordham	1925
Myles, Toby	T	Jackson State	1998-1999

N

Nash, Bob	E	Rutgers	1925
Nassib, Ryan	QB	Syracuse	2013-2016
Neal, Evan	T	Alabama	2022
Neill, Bill	NT	Pittsburgh	1981-1983
Neill, Jim	FB	Texas Tech	1937
Nelson, Andy	DB	Memphis St.	1964
Nelson, Karl	T	Iowa State	1983-1988
Nesser, Al	G	No College	1926-1928
Nettles, Doug	DB	Vanderbilt	1980
Neville, Tom	T	Miss. State	1979
Newhouse, Marshall	T	TCU	2015-2016
Newman, Harry	TB	Michigan	1933-1935
Nicholson, Frank	LB	Delaware State	1987
Nicks, Hakeem	WR	North Carolina	2009-2013, 2015
Nielsen, Walter	FB	Arizona	1940
Niles, Jerry	QB	Iowa	1946-1947
Nittmo, Bjorn	K	Appalachian State	1989
Nix III, Louis	DT	Notre Dame	2015
Nix, Emery	QB	TCU	1943, 1946
Nolan, Dick	DB	Maryland	1954-57, 1959-61
Norby, John	WB	Idaho	1934
Nordstrom, Harry (Swede)	G	Trinity (Conn.)	1925
Norris, Jimmy	DB	Upsala	1987
Norton, Jim	DT	Washington	1970
Norwood, Kevin	WR	Alabama	2017
Nutt, Richard	B	Texas State	1949

O

O'Brien, Dave	DT	Boston College	1965
Oates, Bart	C	Brigham Young	1985-1993
Oben, Roman	T	Louisville	1996-1999
Obradovich, Jim	TE	USC	1975
Odighizuwa, Owa	DE	UCLA	2015-2016
Odom, Steve	WR	Utah	1979
Ogbonnaya, Chris	RB	Texas	2014
Ogletree, Alec	LB	Georgia	2108-2019
Ogletree, Kevin	WR	Virginia	2014
O'Hara, Shaun	C	Rutgers	2004-2010
Ojomo, Adewale	DE	Miami	2012-2013

Ojulari, Azeez	OLB	Georgia	2021-2022
Okoli, Ramon	DL	Murray State	1996
Okwara, Romeo	DE	Notre Dame	2016-2017
Olander, Cliff	DB	N.M. State	1980
Oldershaw, Doug	G	Santa Barbara	1939-1941
Oldham, Ray	DB	Middle Tennessee	1979
O'Leary, Dan	TE	Notre Dame	2002
Olivea, Shane	T	Ohio State	2008
O'Malley, Ryan	TE	Pennsylvania	2017
Omameh, Patrick	G	Michigan	2018
Orduna, Joe	HB	Nebraska	1972-1973
Orr, Raheem	DE	Rutgers	2004
Ostendarp, Jim	HB	Bucknell	1950-1951
Ott, Tyler	LS	Harvard	2015
Owen, Alton (Al)	FB	Mercer	1939-1940, 1942
Owen, Steve	T	Phillips	1926-1931, 1933
Owen, Tom	QB	Wichita State	1983
Owen, William (Bill)	T	Oklahoma A&M	1929-1936
Owens, R. C.	FL	Idaho	1964

P

Painter, Curtis	QB	Purdue	2013
Palazzi, Lou	C	Penn State	1946-1947
Palelei, Lonnie	G	UNLV	1998
Palm, Mike	BB	Penn State	1925-1926
Palmer, Jesse	QB	Florida	2001-2004
Park, Kaulana	RB	Stanford	1987
Parker, Frank	DT	Oklahoma State	1969
Parker, Glenn	G	Arizona	2000-2001
Parker, Jeremiah	DE	California	2000
Parker, Ken (Kenny)	DB	Fordham	1970
Parker, Martin	DT	Richmond	2011
Parker, Preston	WR	North Alabama	2014-2015
Parker, Steven	DB	Oklahoma	2021
Parnell, Fred (Babe)	T	Colgate	1925-1928
Parry, Owen (Ox)	T	Baylor	1937-1939
Paschal, Bill	FB	Georgia Tech	1943-1947
Paschka, Gordon	FB	Minnesota	1947
Pascoe, Bear	TE	Fresno State	2009-2013
Pass, Patrick	FB	Georgia	2007
Patmon, DeWayne	S	Michigan	2001-2002
Patten, David	WR	Western Carolina	1997-1999
Patterson, Don	DB	Georgia Tech	1980
Patterson, Elvis	DB	Kansas	1984-1987
Patterson, Mike	DT	USC	2013-2014
Patton, Bob	G	Clemson	1952
Patton, Jim (Jimmy)	DB	Mississippi	1955-1966
Paysinger, Spencer	LB	Oregon	2011-2014
Peace, Chris	LB	Virginia	2019
Pears, Morgan	OL	Colorado State	2004
Peart, Matt	T	Connecticut	2020-2022
Peay, Francis	T	Missouri	1966-1967
Pedersen, Winifield (Win)	T	Minnesota	1941, 1945
Pegram, Erric	RB	North Texas St.	1997
Pelfrey, Ray	E	Eastern Kentucky	1953
Penny, Eli	FB	Idaho	2018-2021
Peppers, Jabrill	S	Michigan	2019-2021
Perdue, Willard (Bolo)	E	Duke	1940
Perez, Mike	QB	San Jose State	1991
Perkins, Johnny	WR	Abilene Christian	1977-1983
Perkins, Paul	RB	UCLA	2016-2017, 2019
Perretta, Ralph	C/G	Purdue	1980
Perry, Leon	RB/FB	Mississippi	1980-1982
Pesonen, Dick	DB	Minn. (Duluth)	1962-1964
Peter, Christian	DT	Nebraska	1997-2000
Peters, Scott	C/G	Arizona State	2003-2004
Peterson, Marty	T	Pennsylvania	1987
Peterson, William	CB	Western Illinois	2001-2005
Petitgout, Luke	OL	Notre Dame	1999-2006
Petrilas, William (Bill)	WB	No College	1944-1945
Petrus, Mitch	G	Arkansas	2010-2012
Pettigrew, Gary	DT	Stanford	1974
Pettis, Dante	WR	Washington	2020-2021
Peviani, Bob	LB	USC	1953
Phifer, Roman	LB	UCLA	2005
Phillips, Ewell	G	Okla. Baptist	1936
Phillips, Kenny	S	Miami	2008-2012
Phillips, Ryan	LB	Idaho	1997-2000
Phillips, Tyre	OL	Mississippi State	2022
Piccolo, Bill	C	Canisius	1943-1945
Pierce, Aaron	TE	Washington	1992-1997
Pierce, Antonio	MLB	Arizona	2005-2009
Pierre, Olsen	DL	Miami	2019
Pierre-Paul, Jason	DE	South Florida	2010-2017
Pietrzak, Jim	DT	Eastern Michigan	1974-1979
Pimpleton, Kalil	WR	Central Michigan	2022
Pinnock, Jason	S	Pittsburgh	2022
Pipkin, Joyce	E	Arkansas	1948
Pisarcik, Joe	QB	New Mexico St.	1977-1979
Pinkins, Eric	S/LB	San Diego State	2016
Pittman, Danny	WR	Wyoming	1980-1983
Plansky, Tony	FB	Georgetown	1928-1929
Plum, Milt	QB	Penn State	1969
Pochman, Owen	K	BYU	2001-2002
Podoley, Jim	B	Central Mich.	1962
Polk, Makai	WR	Mississippi State	2022
Ponder, Willie	WR	SE Missouri St.	2003-2005
Poole, Barney	DE	Mississippi	1954
Poole, Jim (Buster)	E	Mississippi	1937-41, 1945-46
Poole, Ray	E	Mississippi	1947-1952
Pope, Geoffrey	DB	Howard	2007
Porter, Rob	DB	Holy Cross	1987
Post, Bobby	DB	Kings Point	1967
Potteiger, Earl	BB	Ursinus	1925-1928
Pough, Ernie	WR	Texas Southern	1978
Powe, Darius	WR	California	2017
Powell, Andre	LB	Penn State	1993-1994
Powell, Dick	E	Davis-Elkins	1932
Powers, Clyde	DB	Oklahoma	1974-1977
Prestel, Jim	DT	Idaho	1966
Price, Billy	OL	Ohio State	2021
Price, Eddie	FB	Tulane	1950-1955
Principe, Dominic (Dom)	FB	Fordham	1940-1942
Pritchard, Bosh	HB	VMI	1951
Pritko, Steve	E	Villanova	1943
Prokop, Joe	P	Cal Poly Pomona	1992
Pugh, Justin	OL	Syracuse	2013-2017
Pugh, Marion	QB	Texas A&M	1941, 1945
Pulley, Spencer	C	Vanderbilt	2018-2020
Pupunu, Al	TE	Weber State	1997-1998

Q

Quatse, Jess	T	Pitt	1935

R

Rader, Dave	QB	Tulsa	1979
Ragazzo, Phil	T	Western Reserve	1945-1947
Ragland, Reggie	LB	Alabama	2021
Rainey, Bobby	RB	Western Kentucky	2016
Ramona, Joe	G	Santa Clara	1953
Randle, Rueben	WR	LSU	2012-2015
Randolph, Thomas	DB	Kansas St.	1994-1997
Rapacz, John	LB	Oklahoma	1950-1954
Rasheed, Kenyon	RB	Oklahoma	1993-1994
Ratley, Damion	WR	Texas A&M	2020
Raymond, Corey	DB	LSU	1992-1994
Raymond, Kalif	WR	Holy Cross	2017
Reagan, Frank	FB	Penn	1941, 1946-1948
Reasons, Gary	LB	NW Louisiana St.	1984-1991
Reece, Beasley	DB	North Texas St.	1977-1983
Reed, Henry	DE	Weber State	1971-1974
Reed, J.R.	DB	Georgia	2021
Reed, Mark	QB	Morehead St.	1982
Reed, Max	C	Bucknell	1928
Reed, Smith	HB	Alcorn A&M	1965-1966
Reese, Darren	G	Ohio University	1994
Reese, Henry	G	Temple	1933-1934
Regular, Moses	LB	Missouri Valley	1996
Rehage, Steve	DB	LSU	1987
Rehder, Tom	G	Notre Dame	1990
Rehnquist, Milt	G	Bethany	1931
Remmers, Mike	T	Oregon State	2019
Reihert, Edwin	G	USC	1987
Reyes, Tutan	G	Mississippi	2009
Reynaud, Darius	WR	West Virginia	2010
Reynolds, Dallas	OL	Brigham Young	2013-2015
Reynolds, Ed	LB	Virginia	1992
Reynolds, Jerry	OL	UNLV	1995-1998
Reynolds, Owen	E	Georgia	1925
Rhodes, Ray	WR/DB	Tulsa	1974-1979
Rice, Orian Earl	BB	Muhlenberg	1929
Rich, Herb	DB	Vanderbilt	1954-1956
Richards, Elvin (Kink)	FB	Simpson	1933-1939
Richardson, Tim	RB	Pacific	1987-1988
Richburg, Weston	G/C	Colorado State	2014-2017
Riesenberg, Doug	T	California	1987-1995
Riley, Curtis	S	Fresno State	2018
Riley, Lee	DB	Detroit	1960
Rivers, Keith	LB	USC	2012-2013
Rivers, Marcellus	TE	Oklahoma State	2001-2004
Rivers, Nate	FB	So. Carolina State	1980
Rizzo, Jack	HB	Lehigh	1973
Robbins, Fred	DT	Wake Forest	2004-2009
Roberson, Brian	WR	Fresno State	1997
Roberts, Gene (Choo-Choo)	FB	Chattanooga	1947-1950
Roberts, Tom	G	DePaul	1943
Roberts, William	T	Ohio State	1984-1994
Robinson, Aaron	CB	Central Florida	2021-2022
Robinson, Adrien	TE	Cincinnati	2012-2014
Robinson, Jimmy	WR	Georgia Tech	1976-1979
Robinson, Keenan	LB	Texas	2016-2017
Robinson, Stacy	WR	N.D. State	1985-1990
Robinson, Wan'Dale	WR	Kentucky	2022
Robustelli, Andy	DE	Arnold	1956-1964
Roche, Quincy	LB	Miami (FL)	2021-2022
Rodgers, Shaun	DT	Texas	2012-2013
Rodgers-Cromartie, Dominique	CB	Tennessee State	2014-2017
Rodriguez, Ruben	P	Arizona	1992
Roehl, Jeff	T	Northwestern	2003
Roland, Johnny	HB	Missouri	1973
Rolle, Antrel	S	Miami	2010-2014
Roller, Dave	DT	Kentucky	1971
Roman, George	T	Western Reserve	1950
Rooney, Bill	WB	CO Sch of Mines	1925
Rosas, Aldrick	K	Southern Oregon	2017-2019
Rosatti, Rudolph F. (Rudy)	T	Michigan	1928
Rose, Gene	E	Tennessee	1936
Rosenfels, Sage	QB	Iowa State	2010-2011
Rosenthal, Mike	OL	Notre Dame	1999-2003
Ross, Aaron	CB	Texas	2007-2011, 2013
Ross III, John	WR	Washington	2021
Rote, Kyle	HB	SMU	1951-1961
Rouen, Tom	P	Colorado	2002
Rouse, Aaron	S	Virginia Tech	2009
Rouson, Lee	RB	Colorado	1985-1990
Rovinski, Tony	E	Holy Cross	1933
Rowe, Harmon	DB	San Francisco	1950-1952
Royston, Ed	G	Wake Forest	1948-1949
Rucker, Reggie	WR	Boston U	1971
Rudolph, Coleman	DE	Georgia Tech	1994-1996
Rudolph, Kyle	TE	Notre Dame	2021
Rudolph, Travis	WR	Florida State	2017
Ruegamer, Grey	OC	Arizona State	2006-2008
Russell, Alonzo	WR	Toledo	2018
Russell, Lafayette H. (Reb)	BB	Northwestern	1933
Rutledge, Jeff	QB	Alabama	1982-1989
Ryan, Logan	DB	Rutgers	2020-2021

S

Saalfeld, Kelly	C	Nebraska	1980
Saffer, Michael	T	UCLA	2003
Sally, Jerome	NT	Missouri	1982-1986
Salscheider, John (Jack)	HB	St. Thomas	1949
Sanchez, John	T	San Francisco	1949-1950
Sanders, Brandon	DB	Arizona	1997-1998
Santoso, Ryan	K	Minnesota	2020
Sarausky, Tony	TB	Fordham	1935-1937
Sark, Harvey	G	Phillips	1931
Sash, Tyler	S	Iowa	2011-2012
Satenstein, Bernie (Ollie)	G	NYU	1933
Saxton, Brian	TE	Boston College	1996
Scales, Dwight	WR	Grambling	1979
Scanlon, Rich	LB	Syracuse	2008
Scott, Da'Mari	WR	Fresno State	2019
Scheuer, Babe	T	NYU	1934
Schichtle. Henry	QB	Wichita	1964
Schmidt, Bob	C	Minnesota	1959-1960
Schmit, Bob	LB	Nebraska	1975-1976
Schnelker, Bob	E	Bowling Green	1954-1960
Schnellbacher, Otto	DB	Kansas	1950-1951
Scholtz, Bob	C	Notre Dame	1965-1966
Schreiber, Adam	C	Texas	1994-1996
Schubert, Eric	K	Pittsburgh	1985
Schuette, Paul	G	Wisconsin	1928
Schuler, Bill	T	Yale	1947-1948
Schwab, Ray	BB	Oklahoma City	1931
Schwan, Evan	DE	Penn State	2017
Schwartz, Geoff	OL	Oregon	2014-2015
Scott, Cedric	DE	Southern Mississippi	2001
Scott, Da'Rel	RB	Maryland	2011-2013
Scott, George	HB	Miami (Ohio)	1959
Scott, Joe	HB	San Francisco	1948-1953

Scott, Lance	C	Utah	1997-1998
Scott, Laron	DB	Georgia Southern	2013
Scott, Malcolm	TE	LSU	1983
Scott, Tim	S	North Carolina	2017
Scott, Tom	DE	Virginia	1959-1964
Scott, Travis	G	Arizona State	2004
Sczurek, Stan	LB	Purdue	1966
Seawright, Jonas	DT	North Carolina	2006
Sedbrook, Len	WB	Oklahoma City	1929-1931
Sehorn, Jason	DB	USC	1994-2002
Seick, Earl (Red)	G	Manhattan	1942
Seitz, Warren	WR	Missouri	1987
Selfridge, Andy	LB	Virginia	1974-1975, 1977
Selvie, George	DE	South Florida	2015
Serwanga, Kato	CB	California	2002-2003
Sensabaugh, Coty	CB	Clemson	2016
Seubert, Rich	T	Western Illinois	2001-2010
Shaffer, Leland (Lee)	WB	Kansas St.	1935-1943, 1945
Sharp, Hunter	WR	Utah State	2017
Shaw, Dennis	QB	San Diego State	1976
Shaw, George	QB	Oregon	1959-1960
Shaw, Pete	DB	Northwestern	1982-1984
Shaw, Rickey	LB	Oklahoma St.	1988-1989
Shay, Jerry	DT	Purdue	1970-1971
Sheard, Jabaal	LB	Pittsburgh	2020
Shedlosky, Ed	WB	Tulsa	1945
Shelton, Danny	DL	Washington	2021
Shepard, Russell	WR	LSU	2018-2019
Shepard, Sterling	WR	Oklahoma	2016-2022
Sheppard, Kelvin	LB	LSU	2016-2017
Sherrard, Mike	WR	UCLA	1993-1995
Sherrod, Horace (Bud)	E	Tennessee	1952
Sherwin, Tim	TE	Boston College	1988
Shiancoe, Visanthe	TE	Morgan State	2003-2006
Shiner, Dick	QB	Maryland	1970
Shipp, Bill	DT	Alabama	1954
Shirk, Gary	TE	Morehead State	1976-1982
Shockey, Jeremy	TE	Miami	2002-2007
Shofner, Del	E	Baylor	1961-1967
Short, Brandon	LB	Penn State	2000-2003, 2006
Shufelt, Pete	LB	Texas El Paso	1994
Shy, Les	HB	Long Beach St.	1970
Siegle, Jules	FB	Northwestern	1948
Silas, Sam	DT	So. Illinois	1968
Sills V, David	WR	West Virginia	2019, 2021-2022
Simmons, Roy	G	Georgia Tech	1979-1981
Simmons, Tony	WR	Wisconsin	2002
Simms, Bob	E	Rutgers	1960-1962
Simms, Phil	QB	Morehead State	1979-1993
Simonson, Dave	T	Minnesota	1975
Simonson, Scott	TE	Assumption	2018-2019
Simpson, Al	T	Colorado State	1975-1976
Sims, James	HB	Washington	2006
Singer, Walter	E	Syracuse	1935-1937
Singletary, Bill	LB	Temple	1974
Sinnott, John	T	Brown	1980
Sintim, Clint	LB	Virginia	2009-2011
Sisley, Brian	DE	So. Dakota State	1987
Sivell, Ralph James (Jim)	G	Auburn	1944-1945
Skipper, Tuzar	LB	Toledo	2019
Skinner, Deontae	LB	Mississippi State	2016-2017
Skladany, Leo	DE	Pittsburgh	1950
Skorupan, John	LB	Penn State	1978-1980
Skura, Matt	OL	Duke	2021
Slaby, Lou	LB	Pittsburgh	1964-1965
Slade, Chad	G	Auburn	2019-2020
Slayton, Chris	DL	Syracuse	2019
Slayton, Darius	WR	Auburn	2019-2022
Small, Eldridge	DB	Texas A&I	1972-1974
Small, George	NT	N.C. A&T	1980
Smith, Doug	DB	Ohio State	1987
Smith, Elerson	OLB	Northern Iowa	2021-2022
Smith, Eric	T	Virginia	2019
Smith, Geno	QB	West Virginia	2017
Smith, Jaylon	LB	Notre Dame	2021-2022
Smith, Jeff	LB	USC	1966-1967
Smith, Jeff	TE	Tennessee	1987
Smith, Joey	WR	Louisville	1991-1992
Smith, Kaden	TE	Stanford	2019-2021
Smith, Lance	G	LSU	1994-1996
Smith, Omar	C	Kentucky	2002-2003
Smith, Richard (Red)	E	Notre Dame	1928, 1931
Smith, Rod	RB	Ohio State	2019
Smith, Shane	FB	San Jose State	2017-2018
Smith, Steve	WR	USC	2007-2010
Smith, Torin	DE	Hampton Univ.	1987
Smith, Tyson	LB	Iowa State	2006
Smith, Willis (Wee Willie)	DB	Idaho	1934
Smith, Zeke	G	Auburn	1961-1962
Snead, Norm	QB	Wake Forest	1972-1974, 1976
Snee, Chris	G	Boston College	2004-2013
Snyder, Adam	G	Oregon	2014
Snyder, Gerry (Snitz)	WB	Maryland	1929
Soar, Hank	FB	Providence	1937-1944, 1946
Sohn, Ben	G	USC	1941
Sokoli, Kristjan	DL	Buffalo	2018
Solder, Nate	T	Colorado	2018-2021
Sparks, Phillippi	DB	Arizona State	1992-1999
Spencer, Willie	FB	No College	1977-1978
Spinks, Jack	OL	Alcorn A&M	1956-1957
Springer, Harold	E	Oklahoma St.	1945
Stackhouse, Charles	FB	Mississippi	2002
Stafford, Harrison (Harry)	WB	Texas	1934
Stahlman, Dick	T	DePaul	1927, 1930
Staten, Randy	DE	Minnesota	1967
Stein, Sam	E	No College	1931
Steinfeld, Al	C	C W Post	1983
Stenn, Paul	T	Villanova	1942
Stephens, Reggie	DB	Rutgers	1999-2000, 2002-3
Stevenson, Art	C	Fordham	1926
Stewart, Jonathan	RB	Oregon	2018
Stienke, Jim	DB	Southwest Texas St.	1974-1977
Stingily, Byron	T	Louisville	2016
Stits, Billy (Bill)	DB	UCLA	1959-1961
Stokes, Barry	G	Eastern Michigan	2004
Stokes, Timothy (Tim)	T	Oregon	1981
Stokley, Brandon	WR	Louisiana-Lafayette	20-11
Stoltenberg, Bryan	C	Colorado	1997
Stone, Michael	DB	Memphis	2007
Stone, Ron	G	Boston College	1996-2001
Stoutmire, Omar	S	Fresno State	2000-2004
Strada, John	TE	William Jewell	1974
Strahan, Michael	DE	Texas Southern	1993-2007
Stribling, Bill	E	Mississippi	1951-1953
Strong, Ken	FB	NYU	1933-35, 39, 44-47
Stroud, Jack	G	Tennessee	1953-1964
Stuckey, Henry	DB	Missouri	1975-1976
Stupar, Nate	LB	Penn State	2018-2019
Stynchula, Andy	DT	Penn State	1964-1965
Sulaitis, Joe	BB	No College	1943-45, 1947-53

Sullivan, Marques	T	Illinois	2004
Summerall, Pat	E-K	Arkansas	1958-1961
Summerell, Carl	QB	East Carolina	1974-1975
Sutherin, Don	DB	Ohio State	1959
Sutton Ed	HB	North Carolina	1960
Sutton, Frank	T	Jackson State	1987
Svare, Harland	LB	Washington St.	1955-1960
Svoboda, Bill	LB	Tulane	1954-1959
Swain, Bill	LB	Oregon	1965-1967
Swartwoudt, Gregg	T	North Dakota	1987
Swiacki, Bill	E	Columbia	1948-1950
Szczecko, Joe	DT	Penn State	1969

T

Tabor, Phil	DT	Oklahoma	1979-1982
Taffoni, Joe	T	Tennessee-Martin	1972-1973
Taibi, Joe	DE	Idaho	1987
Talley, Ben	LB	Tennessee	1995-1996
Talley, Julian	WR	Massachusetts	2013-2014
Tanney, Alex	QB	Monmouth (Ill.)	2018-2019
Tarkenton, Fran	QB	Georgia	1967-1971
Tarrant, Bob	E	Kansas St. Teachers	1936
Tate, David	DB	Colorado	1993
Tate III, Golden	WR	Notre Dame	2019-2020
Tate, John	LB	Jackson State	1976
Tauaefa, Joseph	LB	Texas-San Antonio	2019
Tautolo, John	G	UCLA	1982-1983
Taylor, Billy	HB	Texas Tech	1978-1981
Taylor, Bob	DE	Maryland St.	1963-1964
Taylor, Cooper	S	Richmond	2013-2015
Taylor, Devin	DE	South Carolina	2017
Taylor, Jamaar	WR	Texas A&M	2004-2005
Taylor, Lawrence	LB	North Carolina	1981-1993
Taylor, Tyrod	QB	Virginia Tech	2022
Thibodeaux, Kayvon	OLB	Oregon	2022
Thigpen, Tommy	LB	North Carolina	1993
Thomas III, J.T.	LB	West Virginia	2015-2017
Thomas, Aaron	TE	Oregon State	1962-1970
Thomas, Andrew	T	Georgia	2020-2022
Thomas, Bob	K	Notre Dame	1986
Thomas, Dave	DB	Tennessee	2000-2001, 2003
Thomas, Devin	WR	Michigan State	2010-2011
Thomas, George	HB	Oklahoma	1952
Thomas, Mark	TE	N.C. State	1999
Thomas, Michael	S	Standford	2018-2019
Thomas, Robert	DT	Arkansas	2016-2017
Thomas, Terrell	CB	USC	2008-2013
Thomas, Tre	DB	Texas	1989
Thome, Chris	C	Minnesota	1992
Thompson, Darian	FS	Boise State	2016-2017
Thompson, James	WR	Memphis State	1978
Thompson, Mykkele	S	Texas	2015-2016
Thompson, Reyna	DB	Baylor	1989-1992
Thompson, Rocky	HB	West Texas St.	1971-1973
Thompson, Trenton	S	San Diego State	2022
Thompson, Warren	LB	Oklahoma State	1987
Thornton, George	DE	Alabama	1993
Thornton, Khyri	DT	Southern Mississippi	2017
Thorpe, Jim	TB	Carlisle	1925
Thorson, Clayton	QB	Northwestern	2020
Thurlow, Steve	HB	Stanford	1964-1966
Thurmond III, Walter	CB	Oregon	2014
Tidwell, Travis	QB	Auburn	1950-1951
Tierney, Leo	C	Georgia Tech	1978
Tillman, Lewis	RB	Jackson State	1989-1993
Timberlake, Bob	QB	Michigan	1965
Tipton, Dave	DE	Stanford	1971-1973
Tittle, Y. A.	QB	LSU	1961-1964
Tobin, George	G	Notre Dame	1947
Tobin, Steve	C	Minnesota	1980
Toilolo, Levine	TE	Stanford	2020-2021
Tollefson, Dave	DE	N.W. Missouri State	2007-2011
Tomaini, Army	T	Catawba	1945
Tomasello, Carl	DE	Scranton	1940
Tomlin, Tom	G	Syracuse	1925-1926
Tomlinson, Dalvin	DT	Alabama	2017-2020
Tomlinson, Eric	TE	Texas-El Paso	2019-2020
Toomer, Amani	WR	Michigan	1996-2008
Toney, Kadarius	WR	Florida	2021-2022
Tootle, Jeff	LB	San Francisco St.	1987
Topp, Bob	E	Michigan	1954
Torain, Ryan	RB	Arizona State	2012
Torbor, Reggie	LB	Auburn	2004-2007
Torrey, Bob	FB	Penn State	1979
Tracy, Adrian	LB	William & Mary	2010, 2012
Trattou, Justin	DE	Florida	2011, 2013
Treadaway, John	T	Hardin-Simmons	1947-1948
Treadwell, David	K	Clemson	1993-1994
Triplett, Bill	HB	Miami (Ohio)	1967
Triplett, Mel	FB	Toledo	1955-1960
Trocolor. Bob	QB	Alabama	1942-1943
Tryon, Justin	CB	Arizona State	2011-2012
Tuck, Justin	DE	Notre Dame	2005-2013
Tucker, Bob	TE	Bloomsburg St.	1970-1977
Tuggle, John	HB	California	1983-1985
Tunnell, Emlen	DB	Iowa	1948-1958
Turbert, Francis	B	Morris Harvey	1943
Turner, J. T.	DT	Duke	1977-1983
Turner, Kevin	LB	Pacific	1980
Turner, Odessa	WR	NW Louisiana St.	1987-1991
Tuttle, Orville	G	Oklahoma City	1937-1941, 1946
Tye, Will	TE	Stony Brook	2015-2016
Tyler, Maurice	DB	Morgan State	1978
Tynes, Lawrence	K	Troy	2007-2012
Tyree, David	WR	Syracuse	2003-2008

U

Ugoh, Tony	T	Arkansas	2011
Umenyiora, Osi	DE	Troy	2003-2012
Umont, Frank	T	No College	1943-1945
Umphrey, Rich	C	Colorado	1982-1984
Underwood, E.J.	CB	Pikeville	2006
Underwood, Olen	LB	Texas	1965
Unga, Uani	LB	BYU	2015-2016
Upshaw, Regan	DE	California	2004
Urch, Scott	G	Virginia	1987

V

Van Horn, Doug	G	Ohio State	1968-1979
Van Pelt, Brad	LB	Michigan State	1973-1983
Vannett, Nick	TE	Ohio State	2022
Vanoy, Vernon (Vern)	DT	Kansas	1971
Varajon, Michael	FB	Toledo	1987
Vargo, Larry	LB	Detroit	1966-1967

Vereen, Shane	RB	California	2015-2017
Vernon, Olivier	DE	Miami	2016-2018
Visnic, Larry	G	St. Benedict	1943-1945
Vokaty, Otto (Lefty)	BB	Heidelberg	1932
Volk, Rich	DB	Michigan	1976
Vosberg, Don	E	Marquette	1941
Voss, Walter (Tillie)	E	Detroit	1926

W

Wade, Trevin	CB	Arizona	2015-2016
Wafer, Carl	DT	Tennessee St.	1974
Walbridge, Lymen (Larry)	C	Fordham	1925
Walendy, Craig	FB	UCLA	2000
Walker, Frank	CB	Tuskegee	2003-2006
Walker, Greg	T	Clemson	2004
Walker, Herschel	RB	Georgia	1995
Walker, Mickey	G	Michigan St.	1961-1965
Walker, Paul	E	Yale	1948
Walker, Robert	RB	West Virginia	1996
Wallace, Roger	WR	Bowling Green	1976
Walls, Bill (Will)	E	TCU	1937-39, 1941-43
Walls, Everson	DB	Grambling	1990-1992
Walter, Austin	RB	Rice	2019
Walton, J.D.	C	Baylor	2014
Walton, Joe	E	Pittsburgh	1961-1964
Walton, Wayne	G	Abilene Christian	1971
Walton, Whip	LB	San Diego State	1980
Ward, Derrick	RB	Ottawa	2004-2008
Ward, Jihad	OLB	Illinois	2022
Ware, D.J.	RB	Georgia	2007-2011
Warner, Kurt	QB	Northern Iowa	2004
Warren, Vince	WR	San Diego State	1986
Washington, Corey	WR	Newberry	2014
Washington, Damon	RB	Colorado State	2000-2002
Washington, Gene	WR	Georgia	1979
Washington, John	DE	Oklahoma St.	1986-1992
Washington, Keith	DE	UNLV	2003-2004
Watkins, Larry	FB	Alcorn A&M	1975-1977
Watson, Tim	DB	Howard	1995
Watts, Darius	WR	Marshall	2006
Watts, Ted	DB	Texas Tech	1985
Way, Charles	RB	Virginia	1995-1999
Weatherford, Steve	P	Illinois	2011-2014
Weathers, Andre	DB	Michigan	1999-2000
Weaver, Larrye	HB	Fullerton	1955
Webb, Allen	HB	Arnold	1961-1965
Webb, B.W.	CB	William & Mary	2018
Webb, Davis	QB	California	2017, 2022
Webb, Joe	QB	UAB	2020
Webber, Howard (Dutch)	E	Kansas State	1926
Webster, Alex	HB	No. Carolina St	1955-1964
Webster, Corey	CB	LSU	2005-2013
Weinmeister, Arnie	DT	Washington	1950-1953
Weir, Eric	WR	Vanderbilt	1993
Weisacosky, Ed	LB	Miami (Fla.)	1967
Weiss, John	E	No College	1944-1947
Welch, Herb	DB	UCLA	1985-1988
Wellborn, Joseph (Joe)	C	Texas A&M	1966-1967
Wells, Harold	LB	Purdue	1969
Wells, Joel	HB	Clemson	1961
Wells, Kent	DT	Nebraska	1990
Wells, Mike	QB	Illinois	1975
Wesley, Cecil (Bull)	C	Alabama	1928
West, Lyle	S	San Jose State	1999-2000
West, Stan	G	Oklahoma	1955
Weston, Jeff	T	Notre Dame	1979-1982
Wheatley, Tyrone	RB	Michigan	1995-1998
Wheeler, Chad	T	USC	2017-2018
Wheelwright, Ernie	FB	So. Illinois	1964-1965
Whimper, Guy	T	East Carolina	2006-2009
White, Adrian	DB	Florida	1987-1991
White, Art (Tarzan)	G	Alabama	1937-1939, 1945
White, Clayton	LB	N.C. State	2001-2002
White, Freeman	LB	Nebraska	1966-1969
White, Jim	T	Notre Dame	1945-1950
White, Marsh	FB	Arkansas	1975-1977
White, Myles	WR	Louisiana Tech	2015
White, Phil	TB/BB	Oklahoma	1925, 1927
White, Robb	DE	South Dakota	1988-1989
White, Sheldon	DB	Miami (Ohio)	1988-1989
White, Stan	QB	Auburn	1994-1997
Whitfield, Bob	T	Stanford	2005-2006
Whitlock, Nikita	FB	Wake Forest	2015-2016
Whitmore, David	DB	Stephen Austin	1990
Whittington, Mike	LB	Notre Dame	1980-1983
Whittle, Jason	G	S.W. Missouri St.	1998-2002, 04-5
Wiberg, Oscar (Ossie)	FB	Nebraska Wesleyan	1930
Widmer, Corey	LB	Montana St.	1992-1999
Widseth, Ed	T	Minnesota	1937-1940
Wietecha, Ray	C	Northwestern	1953-1962
Wiggins, Kenny	G	Fresno State	2020
Wiley, Chuck	DE	LSU	2004
Wilkins, Dick	E	Oregon	1954
Wilkinson, Bob	E	UCLA	1951-1952
Wilkinson, Gerris	LB	Georgia Tech	2006-2010
Williams, Andre	RB	Boston College	2014-2015
Williams, Antonio	RB	North Carolina	2022
Williams, Brian	C	Minnesota	1989-1999
Williams, Brian	CB	North Carolina State	2011
Williams, Brandon	CB	Texas A&M	2020
Williams, Byron	WR	Texas-Arlington	1983-1985
Williams, Davern	DT	Troy State	2004
Williams, Ellery	E	Santa Clara	1950
Williams, Frank	FB	Utah State	1948
Williams, George	DT	N. C. State	1998-2000
Williams, Ishaq	DE	Notre Dame	2016-2017
Williams, Jacquian	LB	South Florida	2011-2014
Williams, Jarren	CB	Albany	2020-2021
Williams, Jarvis	DB	Florida	1994
Williams, Joe	G	Lafayette	1925-1926
Williams, Jordan	DL	Florida	2018
Williams, Leonard	DL	USC	2019-2022
Williams, Nick	DL	Samford	2022
Williams, Perry	DB	N.C. State	1984-1993
Williams, Rodarius	CB	Oklahoma State	2021-2022
Williams, Rodney	P	Georgia Tech	2001
Williams, Shaun	S	UCLA	1998-2005
Williams, Van	RB	East Tenn. State	1987
Williams, Willie	DB	Grambling	1965, 1967-1973
Williamson, Ernie	T	North Carolina	1948
Willis, Ken	K	Kentucky	1992
Wilson, Butch	TE	Alabama	1968-1969
Wilson, David	RB	Virginia Tech	2012-2014
Wilson, Fay (Mule)	FB	Texas A&M	1927-1930
Wilson, Gibril	S	Tennessee	2004-2007
Wilson, Gillis	DE	Southern	2001
Wilson, Isaiah	OL	Georgia	2021
Wilson, Quincy	CB	Florida	2020-2021

Windauer, Bill	DT	Iowa	1975
Winey, Brandon	T	LSU	2004
Wing, Brad	P	LSU	2015-2017
Winrow, Jason	G	Ohio State	1994
Winter, Bill	LB	St. Olaf	1962-1964
Winters, Frank	C	Western Illinois	1989
Witherspoon, Brian	DB	Stillman	2010-2011
Wolfe, Hugh (Big Bad Wolf)	FB	Texas	1938
Womack, Antwoine	RB	Virginia	2004
Wood, Gary	QB	Cornell	1964-66, 1968-69
Woodard, Richard Ernest (Dick)	C	Iowa	1950-1951, 1953
Woodcock, Pat	WR	Syracuse	2001
Woolfolk, Butch	HB	Michigan	1982-1984
Woolford, Gary	DB	Florida State	1980
Wooten, Tito	DB	N.E. Louisiana	1994-1998
Word, Roscoe	DB	Jackson State	1976
Workman, Harry Hall (Hoge)	BB	Ohio State	1932
Wostoupal, Joe	C	Nebraska	1929-1930
Wright, Adam	FB	Nebraska-Omaha	2001
Wright, Anthony	QB	South Carolina	2007-2008
Wright, Manuel	DT	USC	2007
Wright, Mike	CB	Washington St.	1992
Wright, Steve	T	Alabama	1968-1969
Wyatt, Kervin	LB	Maryland	1980-1981
Wycoff, Doug	BB	Georgia Tech	1927, 1931
Wynn, Kerry	DE	Richmond	2014-2018
Wynn, Renaldo	DE	Notre Dame	2008
Wynne, Harry	E	Arkansas	1945

X

Ximines, Oshane	LB	Old Dominion	2019-2022

Y

Yarbrough, James	DB	Murray State	1987
Yeager, Howard (Howie)	WB	Santa Barbara	1941
Yeaman, Todd	DT	N.E. Oklahoma	1995
Yelvington, Dick	T	Georgia	1952-1957
Yiadom, Isaac	CB	Boston College	2020
Younce, Len	G	Oregon St.	1941, 43-44, 46-48
Young, Dave	TE	Purdue	1981
Young, Rodney	DB	LSU	1995-1998
Young, Willie	T	Grambling	1966-1975
Youso, Frank	T	Minnesota	1958-1960
Yowarsky, Walt	DE	Kentucky	1955-1957

Z

Zapustas, Joe	E	Fordham	1933
Zatechka, Rob	G	Nebraska	1995-1998
Zeigler, Dusty	C	Notre Dame	2000-2002
Zeitler, Kevin	G	Wisconsin	2019-2020
Zeno, Coleman	WR	Grambling	1971
Ziemann, Chris	T	Michigan	2000
Zofko, Mickey	HB	Auburn	1974
Zyntell, Jim	G	Holy Cross	1933

1950
B John Cannady (1)
QB Charlie Conerly (1)
T Al DeRogatis (1)
RB Gene Roberts (1)
DB Emlen Tunnell (1)
DB Otto Schnellbacker (1)
DT Arnie Weinmeister (1)

1951
G Jon Baker (1)
T DeWitt Coulter (1)
T Al DeRogatis (2)
RB Eddie Price (1)
DB Otto Schnellbacher (2)
DB Emlen Tunnell (2)
DT Arnie Weinmeister (2)

1952
G Jon Baker (2)
B John Cannady (2)
T DeWitt Coulter (2)
RB Eddie Price (2)
DB Emlen Tunnell (3)
DT Arnie Weinmeister (3)

1953
B-E Frank Gifford (1)
DT Rosey Grier (1)
E Kyle Rote (1)
DB Emlen Tunnell (4)
DT Arnie Weinmeister (4)

1954
G Bill Austin (1)
B-E Frank Gifford (2)
DB Tom Landry (1)
RB Eddie Price (3)
E Kyle Rote (2)
DB Emlen Tunnell (5)

1955
T Rosie Brown (1)
B-E Frank Gifford (3)
E Kyle Rote (3)
G-T Jack Stroud (1)
DB Emlen Tunnell (6)

1956
T Rosie Brown (2)
QB Charlie Conerly (2)
B-E Frank Gifford (4)
DT Rosey Grier (2)
DE Andy Robustelli (1)
E Kyle Rote (4)
DB Emlen Tunnell (7)

1957
T Rosie Brown (3)
DE Andy Robustelli (2)
G-T Jack Stroud (2)
DB Emlen Tunnell (8)
C Ray Wietecha (1)

1958
T Rosie Brown (4)
B-E Frank Gifford (5)
LB Sam Huff (1)
DB Jimmy Patton (1)
E Bob Schnelker (1)
RB Alex Webster (1)
C Ray Wietecha (2)

1959
T Rosie Brown (5)
DB Lindon Crow (1)
B-E Frank Gifford (6)
LB Sam Huff (2)
DB Jimmy Patton (2)
DE Andy Robustelli (3)
E Bob Schnelker (2)

1960
T Rosie Brown (6)
DT Rosey Grier (3)
LB Sam Huff (3)
DB Jimmy Patton (3)
DE Andy Robustelli (4)
G-T Jack Stroud (3)
C Ray Wietecha (3)

1961
DB Erich Barnes (1)
LB Sam Huff (4)
DE Jim Katcavage (1)
DB Jimmy Patton (4)
E Del Shofner (1)
QB Y.A. Tittle (1)
RB Alex Webster (2)

1962
DB Erich Barnes (2)
T Rosie Brown (7)
G Darrell Dess (1)
DE Jim Katcavage (2)
DB Jimmy Patton (5)
DE Andy Robustelli (5)
E Del Shofner (2)
QB Y.A. Tittle (2)
C Ray Wietecha (4)

1963
DB Erich Barnes (3)
G Darrell Dess (2)
B-E Frank Gifford (7)
DE Jim Katcavage (3)
DT John LoVetere (1)
DB Dick Lynch (1)
E Del Shofner (3)

1964
DB Erich Barnes (4)
T Rosie Brown (8)
E Aaron Thomas (1)

1965
T Rosie Brown (9)
RB Tucker Fredrickson (1)

1966
DB Carl Lockhart (1)

1967
E Homer Jones (1)
RB Ernie Koy (1)
QB Fran Tarkenton (1)

1968
E Homer Jones (2)
C Greg Larson (1)
DB Carl Lockhart (2)
QB Fran Tarkenton (2)

1969
QB Fran Tarkenton (3)
DB Willie Williams (1)

1970
RB Ron Johnson (1)
QB Fran Tarkenton (4)

1972
DE Jack Gregory (1)
RB Ron Johnson (2)
QB Norm Snead (1)

1976
LB Brad Van Pelt (1)

1977
LB Brad Van Pelt (2)

1978
LB Harry Carson (1)
P Dave Jennings (1)
LB Brad Van Pelt (3)

1979
LB Harry Carson (2)
P Dave Jennings (2)
LB Brad Van Pelt (4)

1980
P Dave Jennings (3)
LB Brad Van Pelt (5)

1981
LB Harry Carson (3)
LB Lawrence Taylor (1)

1982
LB Harry Carson (4)
P Dave Jennings (4)
LB Lawrence Taylor (2)
DB Mark Haynes (1)

1983
LB Harry Carson (5)
PK Ali Haji-Shiekh (1)
DB Mark Haynes (2)
LB Lawrence Taylor (3)

1984
LB Harry Carson (6)
DB Mark Haynes (3)
LB Lawrence Taylor (4)

1985
LB Harry Carson (7)
DE Leonard Marshall (1)
RB Joe Morris (1)
QB Phil Simms (1)
LB Lawrence Taylor (5)

1986
TE Mark Bavaro (1)
T Brad Benson (1)
DT Jim Burt (1)
LB Harry Carson (8)
P Sean Landeta (1)
DE Leonard Marshall (2)
RB Joe Morris (2)
LB Lawrence Taylor (6)

1987
LB Carl Banks (1)
TE Mark Bavaro (2)
LB Harry Carson (9)
LB Lawrence Taylor (7)

1988
DB Terry Kinard (1)
LB Lawrence Taylor (8)

1989
RB David Meggett (1)
LB Lawrence Taylor (9)

1990
DT Erik Howard (1)
LB Pepper Johnson (1)
P Sean Landeta (2)
C Bart Oates (1)
T William Roberts (1)
LB Lawrence Taylor (10)
DB Reyna Thompson (1)

1991
C Bart Oates (2)

1992
RB Rodney Hampton (1)

1993
RB Rodney Hampton (2)
T John Elliott (1)
C Bart Oates (3)
QB Phil Simms (2)

1997
LB Jessie Armstead (1)
DE Michael Strahan (1)

1998
LB Jessie Armstead (2)
DE Michael Strahan (2)

1999
LB Jessie Armstead (3)
DE Michael Strahan (3)

2000
LB Jessie Armstead (4)
G Ron Stone (1)

2001
LB Jessie Armstead (5)
G Ron Stone (2)
DE Michael Strahan (4)

2002
TE Jeremy Shockey (1)
DE Michael Strahan (5)

2003
TE Jeremy Shockey (2)
DE Michael Strahan (6)

2004
RB Tiki Barber (1)

2005
RB Tiki Barber (2)
TE Jeremy Shockey (3)
DE Michael Strahan (7)
WR David Tyree (1)
DE Osi Umenyiora (1)

2006
RB Tiki Barber (3)
TE Jeremy Shockey (4)
LB Antonio Pierce (1)

2007
DE Osi Umenyiora (2)

2008
K John Carney (2)
LS Zak DeOssie (1)
P Jeff Feagles (2)
G Chris Snee (1)
C Shaun O'Hara (1)
QB Eli Manning (1)
DE Justin Tuck (1)

2009
T David Diehl (1)
C Shaun O'Hara (2)
WR Steve Smith (1)
G Chris Snee (2)

2010
LS Zak DeOssie (2)
C Shaun O'Hara (3)
S Antrel Rolle (2)
G Chris Snee (3)
DE Justin Tuck (2)

2011
QB Eli Manning (2)
DE Jason Pierre-Paul (1)

2012
WR Victor Cruz (1)
QB Eli Manning (3)
DE Jason Pierre-Paul (2)
G Chris Snee (4)

2013
S Antrel Rolle (3)

2014
WR Odell Beckham Jr. (1)

2015
WR Odell Beckham Jr. (2)
K Josh Brown (1)
QB Eli Manning (4)
CB Dominique Rodgers-Cromartie (2)

2016
WR Odell Beckham Jr. (3)
S Landon Collins (1)
WR/KR Dwayne Harris (1)
CB Janoris Jenkins (1)

2017
S Landon Collins (2)

2018
RB Saquon Barkley (1)
S Landon Collins (3)
K Aldrick Rosas (1)
S Mike Thomas (1)
LB Olivier Vernon (1)

2020
TE Evan Engram (1)
CB James Bradberry (1)

2022
RB Saquon Barkley (2)
DL Dexter Lawrence II (1)



CAMPING WORLD STADIUM
ORLANDO, FL



RECORDS & RESULTS

TOP TENS

TOP TEN RUSHERS (BASED ON RUSHING YARDAGE)

Player	Years	Attempts	Yards	Avg	Lg	TD
1. Tiki Barber	1997-06	2,217	10,449	4.7	95t	55
2. Rodney Hampton	1990-97	1,824	6,897	3.8	63t	49
3. Joe Morris	1982-89	1,318	5,296	4.0	65t	48
4. Brandon Jacobs	2005-11, 13	1,136	5,087	4.5	73	60
5. Alex Webster	1955-64	1,196	4,638	3.9	71	39
6. Saquon Barkley	**2018-22**	**954**	**4,249**	**4.5**	**78**	**29**
7. Ahmad Bradshaw	2007-12	921	4,232	4.6	88	32
8. Ron Johnson	1970-75	1,066	3,836	3.6	68	33
9. Frank Gifford	1952-60, 62-64	840	3,609	4.3	79	34
10. Doug Kotar	1974-81	900	3,380	3.8	53	20

TOP TEN PASSERS (BASED ON PASSING YARDAGE)

Player	Year	Att.	Comp.	Yards	Pct.	TDs	Ints
1. Eli Manning	2004-19	8,119	4,895	57,023	60.3	366	244
2. Phil Simms	1979-93	4,647	2,576	33,462	55.4	199	157
3. Charlie Conerly	1948-61	2,833	1,418	19,488	50.0	173	167
4. Kerry Collins	1999-03	2,473	1,447	16,875	58.5	81	70
5. Fran Tarkenton	1967-71	1,898	1,051	13,905	55.4	103	72
6. Daniel Jones	**2019-22**	**1,740**	**1,113**	**11,603**	**64.0**	**60**	**34**
7. Y.A. Tittle	1961-64	1,308	731	10,439	55.9	96	68
8. Dave Brown	1992-97	1,391	766	8,806	55.1	40	49
9. Scott Brunner	1980-83	986	482	6,121	48.9	28	48
10. Craig Morton	1974-76	884	461	5,734	52.1	29	49

TOP TEN RECEIVERS (BASED ON NUMBER OF RECEPTIONS)

Player	Years	No.	Yards	Avg	Lg	TD
1. Amani Toomer	1996-08	668	9,497	14.2	82	54
2. Tiki Barber	1997-06	586	5,183	8.8	87	12
3. Joe Morrison	1959-72	395	4,993	12.6	70	47
4. Odell Beckham, Jr.	2014-18	390	5,476	14.0	87t	44
5. Jeremy Shockey	2002-07	371	4,228	11.4	59	27
6. Ike Hilliard	1997-04	368	4,630	12.6	59	27
7. Frank Gifford	1952-60, 62-64	367	5,434	14.8	77	43
8. Sterling Shepard	**2016-22**	**362**	**4,038**	**11.2**	**77**	**22**
9. Chris Calloway	1992-98	334	4,710	14.1	68	27
10. Bob Tucker	1970-77	327	4,376	13.4	63	22

TOP TEN SCORERS (BASED ON TOTAL POINTS)

Player	Years	Tot	Rush	Rec	Ret	2pt.	FGs	PATs	Total Pts.
1. Pete Gogolak	1966-74	0	0	0	0		126	268	646
2. Lawrence Tynes	2007-12	0	0	0	0		122	220	586
3. Brad Daluiso	1993-00	0	0	0	0		123	157	526
4. Frank Gifford	1952-64	78	34	43	1		2	10	484
5. Joe Danelo	1976-82	0	0	0	0		104	170	482
6. Tiki Barber	1997-06	68	55	12	1	4	0	0	416
7. Josh Brown	2013-16	0	0	0	0		88	128	392
8. Joe Morrison	1959-72	65	18	47	0		0	0	390
9. Brandon Jacobs	2005-11, 2013	64	60	4	0	1	0	0	386
10. Amani Toomer	1996-08	58	1	54	3		0	0	348

TOP TEN INTERCEPTORS (BASED ON NUMBER OF INTERCEPTIONS)

Player	Years	No	Ret. Yds	Avg	TD
1. Emlen Tunnell	1949-58	74	1,240	16.8	4
2. Jim Patton	1955-66	52	712	13.7	2
3. Carl Lockhart	1965-75	41	475	11.6	3
4. Willie Williams	1965, 67-73	35	462	13.2	0
5. Dick Lynch	1959-66	35	568	16.2	4
6. Tom Landry	1950-55	31	360	11.6	3
7. Terry Kinard	1983-89	27	574	21.3	2
8. Terry Jackson	1978-83	24	282	11.8	2
9. Phillippi Sparks	1992-99	22	163	7.4	0
10. Corey Webster	2005-13	20	226	11.3	1
Frank Reagan	1941, 46-48	20	376	18.8	0
Howard Livingston	1944-47	20	375	18.8	1

TOP TEN PUNT RETURNS (BASED ON RETURN YARDS)

Player	Years	No	FC	Yds.	Avg.	Long	TD
1. David Meggett	1989-94	202	80	2,230	11.0	76t	6
2. Emlen Tunnell	1948-58	261	NA	2,206	8.5	81	5
3. Phil McConkey	1984-88	213	84	1,708	8.0	37	0
4. Tiki Barber	1997-01	122	45	1,177	9.6	85t	1
5. Amani Toomer	1996-01	109	52	1,060	9.7	81t	3
6. Leon Bright	1981-83	106	0	852	8.0	55	0
7. Chad Morton	2005-06	76	29	721	9.5	58	1
8. Domenik Hixon	2007-12	49	33	565	11.5	79t	1
9. Dwayne Harris	2015-16	70	26	559	8.0	80t	1
10. Bob Hammond	1976-79	60	14	512	8.5	68t	1

TOP TEN KICKOFF RETURNERS (BASED ON RETURN YARDAGE)

Player	Years	No	Yds	Avg	Long	TD
1. Clarence Childs	1964-67	126	3,163	25.1	100	2
2. David Meggett	1989-94	146	2,989	20.5	92t	1
3. Willie Ponder	2003-05	71	1,872	26.4	95t	2
4. Ahmad Bradshaw	2007-12	77	1,788	23.2	68	0
5. Rocky Thompson	1971-73	65	1,768	27.2	93	2
6. David Wilson	2012-13	66	1,755	26.6	97t	1
7. David Patten	1997-99	84	1,724	20.5	90t	1
8. Domenik Hixon	2007-12	68	1,692	24.9	83	1
9. Joe Scott	1948-53	54	1,467	27.2	NA	1
10. Ron Dixon	2000-02	67	1,364	20.4	44	0

TOP TEN SACK LEADERS (OFFICIAL STATISTIC ONLY SINCE 1982)

Player	Years	Sacks
1. Michael Strahan	1993-07	141.5
2. Lawrence Taylor*	1981-93	132.5
3. Leonard Marshall	1983-92	79.5
4. Osi Umenyiora	2003-12	75.0
5. Keith Hamilton	1992-03	63.0
6. Justin Tuck	2005-13	60.5
7. Jason Pierre-Paul	2010-17	58.5
8. George Martin**	1975-88	46.0
9. Mathias Kiwanuka	2006-13	38.5
10. Carl Banks	1984-92	36.0

*Taylor had 9.5 sacks as a rookie in 1981, the year before they became an official statistic.
**Martin had 50.0 sacks from 1975-81

SERVICE

MOST SEASONS, ACTIVE PLAYER
16 Eli Manning (2004-19)
15 Michael Strahan (1993-07)
Phil Simms (1979-93)
Mel Hein (1931-45)
14 George Martin (1975-88)
Joe Morrison (1959-72)
Charlie Conerly (1948-61)
13 Zak DeOssie (2007-19)
Amani Toomer (1996-08)
Howard Cross (1989-01)
Lawrence Taylor (1981-93)
Harry Carson (1976-88)
Greg Larson (1961-73)
Jim Katcavage (1956-68)
Rosie Brown (1953-65)

MOST GAMES PLAYED, CAREER
236 Eli Manning (2004-19)
216 Michael Strahan (1993-07)
207 Howard Cross (1989-01)
201 George Martin (1975-88)
199 Zak DeOssie (2007-19)
190 Amani Toomer (1996-08)
184 Lawrence Taylor (1981-93)
Joe Morrison (1959-72)
179 Greg Larson (1961-73)
173 Greg Larson (1961-73)
173 Harry Carson (1976-88)

MOST SEASONS, HEAD COACH
23 Steve Owen (1931-53)
12 Tom Coughlin (2004-15)
8 Bill Parcells (1983-90)
Allie Sherman (1961-68)
7 Jim Fassel (1997-03)
Jim Lee Howell (1954-60)

SCORING

MOST SEASONS LEADING LEAGUE
1 Jay Feely (2005)(kickers only)
Don Chandler (1963)
Gene Roberts (1949) tied
Ken Strong (1933) tied

MOST POINTS, CAREER
646 Pete Gogolak (1966-74) (268-pat, 126-fg)
586 Lawrence Tynes (2007-12) (220-pat, 122-fg)
526 Brad Daluiso (1993-00) (157-pat, 123-fg)
484 Frank Gifford (1950-60, 62-64) (78-td, 10-pat, 2-fg)

MOST POINTS, SEASON
148 Jay Feely 2005 (43-pat, 35-fg)
145 Lawrence Tynes 2012 (46-pat, 33-fg)
143 John Carney 2008 (38-pat, 35-fg)
134 Josh Brown 2015 (44-pat, 30-fg)
127 Aldrick Rosas 2018 (31-pat, 32-fg)
Ali Haji-Sheikh 1983 (22-pat, 35-fg)
126 Lawrence Tynes 2009 (45-pat, 27-fg)
Joe Morris 1985 (21-tds)
119 Graham Gano (32-pat, 29-fg)

MOST POINTS, ROOKIE SEASON
127 Ali Haji-Sheikh 1983 (22-pat, 35-fg)
108 Matt Bryant 2002 (30-pat, 26-fg)

MOST POINTS, GAME

24	Rodney Hampton, vs. New Orleans	Sept. 24, 1995
	Earnest Gray, at St. Louis	Sept. 7, 1980
	Ron Johnson, at Philadelphia	Oct. 2, 1972
20	Joe Danelo, at Seattle	Oct. 18, 1981

MOST CONSECUTIVE GAMES SCORING
61 Lawrence Tynes (2009-12)
Pete Gogolak (1969-73)

TOUCHDOWNS

MOST SEASONS LEADING LEAGUE
2 Bill Paschal (1943 tied, 1944 tied)
1 Joe Morris (1985)
Homer Jones (1967)
Gene Roberts (1949)

MOST TOUCHDOWNS, CAREER
78 Frank Gifford (1952-60, 62-64)
68 Tiki Barber (1997-06)
65 Joe Morrison (1959-72)
64 Brandon Jacobs (2005-11, 13)
58 Amani Toomer (1996-2008)

MOST TOUCHDOWNS, SEASON
21 Joe Morris (1985)
17 Gene Roberts (1949)
15 Saquon Barkley (2018)
Brandon Jacobs (2008)
Tiki Barber (2004)
Joe Morris (1986)
14 Rodney Hampton (1992)
Ottis Anderson (1989)
Joe Morris (1986)
Ron Johnson (1972)
Homer Jones (1967)

MOST TOUCHDOWNS, ROOKIE SEASON
15 Saquon Barkley (2018)
12 Odell Beckham Jr. (2014)
Bill Paschal (1943)

MOST TOUCHDOWNS, GAME

4	Rodney Hampton, vs. New Orleans	Sept. 24, 1995
	Earnest Gray, at St. Louis	Sept. 7, 1980
	Ron Johnson, at Philadelphia	Oct. 2, 1972
3	**By 28 players, Last: Saquon Barkley, vs. Tampa Bay**	**Nov. 18, 2018**

MOST CONSECUTIVE GAMES SCORING TOUCHDOWNS
10 Frank Gifford (1957-58)
7 Tiki Barber (2004)
Kyle Rote (1959-60)
Bill Paschal (1944)
6 Plaxico Burress (2007)
Tiki Barber (2004-05)
Joe Morris (1985-86)
Frank Gifford (1953)

POINTS AFTER TOUCHDOWN

MOST SEASONS LEADING LEAGUE
1 Don Chandler (1963)
Pat Summerall (1961)
Ward Cuff (1938)

MOST POINTS AFTER TOUCHDOWN ATTEMPTED, CAREER
277 Pete Gogolak (1966-74)
220 Lawrence Tynes (2007-12)
176 Joe Danelo (1976-82)
159 Ben Agajanian (1949, 54-57)
Brad Daluiso (19993-00)

MOST POINTS AFTER TOUCHDOWN ATTEMPTED, SEASON
56 Don Chandler (1963)
48 Don Chandler (1962)
46 Lawrence Tynes (2012)
Pat Summerall (1961)
45 Josh Brown (2015)

MOST POINTS AFTER TOUCHDOWN, CAREER
268 Pete Gogolak (1966-74)
220 Lawrence Tynes (2007-12)
170 Joe Danelo (1976-82)
157 Brad Daluiso (1993-00)
Ben Agajanian (1949, 54-57)

MOST POINTS AFTER TOUCHDOWN, SEASON
52 Don Chandler (1963)
47 Don Chandler (1962)
46 Lawrence Tynes (2012)
Pat Summerall (1961)
45 Lawrence Tynes (2009)

MOST POINTS AFTER TOUCHDOWN, GAME

8	Pete Gogolak, vs. Philadelphia	Nov. 26, 1972
7	on 8 occasions, most recently by Josh Brown, at New Orleans	Nov. 1, 2015

MOST CONSECUTIVE POINTS AFTER TOUCHDOWN
204 Lawrence Tynes (2007-2012)
133 Pete Gogolak (1967-72)
126 Pat Summerall (1958-61)
85 Brad Daluiso (1993-00)
82 Josh Brown (2013-15)

MOST POINTS AFTER TOUCHDOWN (NO MISSES), SEASON
46 Lawrence Tynes (2012)
Pat Summerall (1961)
45 Lawrence Tynes (2009)
44 Josh Brown (2014)
43 Lawrence Tynes (2010)

Lawrence Tynes (2011)
Jay Feely (2005)

FIELD GOALS

MOST SEASONS LEADING LEAGUE
3 Ward Cuff (1938, tied, 1939, 1943, tied)
1 Ali Haji-Sheikh (1983)
Pat Summerall (1959)
Ken Strong (1944)

MOST FIELD GOALS ATTEMPTED, CAREER
219 Pete Gogolak (1966-74)
176 Joe Danelo (1976-82)
160 Brad Daluiso (1993-00)
146 Lawrence Tynes (2007-12)
112 Pat Summerall (1958-61)

MOST FIELD GOALS ATTEMPTED, SEASON
42 Jay Feely (2005)
Ali Haji-Sheikh (1983)
41 Pete Gogolak (1970)
39 Lawrence Tynes (2012)
38 John Carney (2008)
Joe Danelo (1981)

MOST FIELD GOALS ATTEMPTED, GAME
6 on six occasions, most recently by Jay Feely, vs. Washington — Oct. 30, 2005

MOST FIELD GOALS, CAREER
126 Pete Gogolak (1966-74)
123 Brad Daluiso (1993-00)
122 Lawrence Tynes (2007-12)
104 Joe Danelo (1976-82)

MOST FIELD GOALS, SEASON
35 John Carney (2008)
Jay Feely (2005)
Ali Haji-Sheikh (1983)
33 Lawrence Tynes (2012)
32 Aldrick Rosas (2018)
31 Graham Gano (2020)
30 Josh Brown (2015)
29 Graham Gano (2021, 2022)
27 Lawrence Tynes (2009)

MOST FIELD GOALS, GAME
6 Joe Danelo, at Seattle — Oct. 18, 1981
5 Graham Gano, at Washington — Sept. 16, 2021
Josh Brown, at Tennessee — Dec. 7, 2014
Josh Brown, at Philadelphia — Oct. 27, 2013
Lawrence Tynes, at Dallas — Oct. 28, 2012
Lawrence Tynes, at Carolina — Sept. 20, 2012
Jay Feely, vs. Washington — Oct. 30, 2005
Steve Christie, at Cincinnati — Dec. 26, 2004
Raul Allegre, at Minnesota — Nov. 16, 1986
Eric Schubert, vs. Tampa Bay — Nov. 3, 1985
Ali Haji-Sheikh, at Washington — Dec. 17, 1983

MOST CONSECUTIVE GAMES KICKING FIELD GOALS
26 Lawrence Tynes (2011-12)
18 Joe Danelo (1977-79)
15 Lawrence Tynes (2009)
Jay Feely (2005)
Raul Allegre (1987-89)
Ali Haji-Sheikh (1983)
14 Aldrick Rosas (2017-18)
Pat Summerall (1960-61)

MOST CONSECUTIVE SUCCESSFUL FIELD GOAL ATTEMPTS
37 Graham Gano (2020-21)
29 Josh Brown (2014-15)
20 Aldrick Rosas (2018-2019)
17 Josh Brown (2013)
16 Lawrence Tynes (2010)
14 Ali Haji-Sheikh (1983)
Brad Daluiso (1996)
John Carney (2008)

LONGEST FIELD GOALS (IN YARDS)
57 Graham Gano, at Dallas — Nov. 24, 2022
Aldrick Rosas, vs. Chicago Bears — Dec. 2, 2018
56 Graham Gano, vs. Carolina — Sept. 18, 2022
Ali Haji-Sheikh, at Detroit — Nov. 7, 1983
Ali Haji-Sheikh, vs. Green Bay — Sept. 26, 1983
55 Graham Gano, at Minnesota — Dec. 24, 2022
Graham Gano, at Washington — Sept. 16, 2021
Graham Gano, vs. Dallas — Oct. 11, 2020
Joe Danelo, vs. New Orleans — Sept. 20, 1981
54 on six occasions, most recently by Graham Gano, at Philadelphia — Dec. 26, 2021
53 on nine occasions, most recently by Graham Gano, vs. Carolina — Oct. 24, 2021
52 on 14 occasions, most recently by Graham Gano, at Washington — Sept. 16, 2021
51 on 16 occasions, most recently by Graham Gano, vs. Dallas — Sept. 26, 2022
50 on 19 occasions, most recently by Graham Gano, at Washington — Dec. 18, 2022

HIGHEST FIELD GOAL PERCENTAGE, CAREER (50 ATTEMPTS)
91.8 Graham Gano 89-97 (2020-22)
91.7 Josh Brown 88-96 (2013-16)
84.1 Jay Feely 58-69 (2005-06)
83.6 Lawrence Tynes 122-146 (2007-12)
82.4 Aldrick Rosas 61-74 (2017-19)
76.9 Brad Daluiso 123-160 (1993-00)

HIGHEST FIELD GOAL PERCENTAGE, SEASON (14 ATTEMPTS)
97.0 Aldrick Rosas 32-33 (2018)
96.9 Graham Gano 31-32 (2020)
93.8 Josh Brown 30-32 (2015)
92.3 Josh Brown 24-26 (2014)
92.1 John Carney 35-38 (2008)
90.6 Graham Gano 29-32 (2022)
88.9 Brad Daluiso 24-27 (1996)

MOST FIELD GOALS MADE, 50 OR MORE YARDS, CAREER
20 Graham Gano (2020-22)
9 Joe Danelo (1976-82)
8 Josh Brown (2013-15)
7 Aldrick Rosas (2017-2018)
6 Brad Daluiso (1993-00)
5 Lawrence Tynes (2007-12)
3 Jay Feely (2005)
Steve Christie (2004)
Raul Allegre (1986-91)
Ali Haji-Sheikh (1983-85)

MOST FIELD GOALS, 50 OR MORE YARDS, SEASON
8 Graham Gano (2022)
7 Graham Gano (2021)
5 Graham Gano (2020)
4 Aldrick Rosas (2018)
Josh Brown (2014)
3 Aldrick Rosas (2017)
Josh Brown (2015)
Jay Feely (2005)
Steve Christie (2004)
Joe Danelo (1981)

SAFETIES

MOST SAFETIES, SEASON
1 by many players, Last: Sam Beal, vs. Miami (tackled in end zone) — Dec. 15, 2019

MOST SAFETIES, GAME
1 by many players, Last: Sam Beal, vs. Miami (tackled in end zone) — Dec. 15, 2019

MOST SAFETIES, CAREER
3 Jim Katcavage (1956-68)
2 Leonard Marshall (1983-92)
1 by many players

RUSHING

MOST SEASONS LEADING LEAGUE
2 Bill Pascal (1943-44)
1 Eddie Price (1951)
Tuffy Leemans (1936)

ATTEMPTS

MOST ATTEMPTS, CAREER
2,217 Tiki Barber (1997-06)
1,824 Rodney Hampton (1990-97)
1,318 Joe Morris (1982-89)
1,196 Alex Webster (1955-64)
1,136 Brandon Jacobs (2005-11, 13)

MOST ATTEMPTS, SEASON
357 Tiki Barber (2005)
341 Joe Morris (1986)
327 Rodney Hampton (1994)
Tiki Barber (2006)
325 Ottis Anderson (1989)
322 Tiki Barber (2004)

307	Joe Morris (1988)	

MOST ATTEMPTS, GAME

43	Butch Woolfolk, at Philadelphia	Nov. 20, 1983
41	Rodney Hampton, vs. Rams	Sept. 19, 1993
38	Joe Montgomery, vs. New York Jets	Dec. 5, 1999
	Harry Newman, vs. Green Bay	Nov. 11, 1934
36	Joe Morris, vs. Pittsburgh	Dec. 21, 1985
	Ron Johnson, at Philadelphia	Oct. 2, 1972
35	**Saquon Barkley, vs. Houston**	**Nov. 13, 2022**
34	on four occasions, most recently by Rashad Jennings, vs. Houston	Sept. 21, 2014
33	on three occasions, most recently by Rodney Hampton, vs. New Orleans	Sept. 24, 1995
32	on five occasions, most recently by Tiki Barber, at Philadelphia	Dec. 11, 2005
31	**on three occasions, most recently by Saquon Barkley, vs. Chicago**	**Oct. 2, 2022**
30	on 10 occasions, most recently by Andre Brown, vs. Oakland	Nov. 10, 2013

YARDS

MOST YARDS GAINED, CAREER

10,449	Tiki Barber (1997-06)
6,897	Rodney Hampton (1990-97)
5,296	Joe Morris (1982-89)
5,087	Brandon Jacobs (2005-11, 2013)
4,638	Alex Webster (1955-64)
4,249	**Saquon Barkley (2018-22)**
4,232	Ahmad Bradshaw (2007-12)
3,836	Ron Johnson (1970-75)

MOST YARDS GAINED, SEASON

1,860	Tiki Barber (2005)
1,662	Tiki Barber (2006)
1,518	Tiki Barber (2004)
1,516	Joe Morris (1986)
1,387	Tiki Barber (2002)
1,336	Joe Morris (1985)
1,312	**Saquon Barkley (2022)**
1,307	**Saquon Barkley (2018)**
1,235	Ahmad Bradshaw (2010)
1,216	Tiki Barber (2003)
1,182	Rodney Hampton (1995)
	Ron Johnson (1972)
1,141	Rodney Hampton (1992)
1,089	Brandon Jacobs (2008)
1,083	Joe Morris (1988)
1,077	Rodney Hampton (1993)
1,075	Rodney Hampton (1994)
1,063	Gary Brown (1998)
1,059	Rodney Hampton (1991)
1,027	Ron Johnson (1970)
1,025	Derrick Ward (2008)
1,023	Ottis Anderson (1989)
1,015	Ahmad Bradshaw (2012)

MOST YARDS GAINED, GAME

234	Tiki Barber, at Washington	Dec. 30, 2006
220	Tiki Barber, vs. Kansas City	Dec. 17, 2005
218	Gene Roberts, vs. Chicago Cardinals	Nov. 12, 1950
215	Derrick Ward, vs. Carolina	Dec. 21, 200
206	Tiki Barber, vs. Washington	Oct. 30, 2005
203	Tiki Barber, at Oakland	Dec. 31, 2005
	Tiki Barber, vs. Philadelphia	Dec. 28, 2002
202	Joe Morris, vs. Pittsburgh	Dec. 21, 1985
200	Ahmad Bradshaw, vs. Cleveland	Oct. 7, 2012
189	**Saquon Barkley, at Washington**	**Dec. 22, 2019**
188	Bill Paschal, vs. Washington	Dec. 5, 1943
187	Rodney Hampton, at Dallas	Dec. 17, 1995
185	Tiki Barber, at Atlanta	Oct. 15, 2006
182	Tiki Barber, at Green Bay	Oct. 3, 2004
181	Joe Morris, vs. Dallas	Nov. 2, 1986
	Joe Morris, vs. Washington	Oct. 27, 1986

MOST GAMES 100 YARDS OR MORE RUSHING, CAREER

38	Tiki Barber (1997-06)
19	Joe Morris (1982-89)
17	Rodney Hampton (1990-97)
16	**Saquon Barkley (2018-22)**
13	Brandon Jacobs (2005-11, 2013)
12	Ahmad Bradshaw (2007-12)
11	Eddie Price (1950-55)
10	Ron Johnson (1970-75)

MOST GAMES, 100 YARDS OR MORE RUSHING, SEASON

9	Tiki Barber (2004)
8	Tiki Barber (2005)
	Tiki Barber (2006)
	Joe Morris (1986)
7	**Saquon Barkley (2018)**
6	Gary Brown (1998)
	Joe Morris (1985)
5	Brandon Jacobs (2007)
	Rodney Hampton (1993)

LONGEST RUN FROM SCRIMMAGE

95	Tiki Barber, at Oakland	Dec. 31, 2005
91	Hap Moran, vs. Green Bay	Nov. 23, 1930
88	Ahmad Bradshaw, at Buffalo	Dec. 23, 2007
80	Eddie Price, at Philadelphia	Dec. 9, 1951
79	Frank Gifford, vs. Washington	Nov. 29, 1959
78	Tiki Barber, vs. Arizona	Sept. 3, 2000
77	Bill Paschal, vs. Cleveland Rams	Nov. 4, 1945

HIGHEST AVERAGE GAIN, CAREER (500 ATTEMPTS)

4.71	Tiki Barber, 1997-2006 (2,217-10,449)
4.60	Ahmad Bradshaw, 2007-2012 (921-4,232)
4.49	**Saquon Barkley, 2018-22 (954-4,249)**
4.48	Brandon Jacobs, 2005-11, 2013 (1,136-5,087)
4.30	Frank Gifford, 1952-60, 62-64 (840-3,609)
4.14	Mel Triplett, 1955-60 (553-2,289)

HIGHEST AVERAGE GAIN, SEASON (QUALIFIERS)

5.63	Derrick Ward 2008 (182-1,025)
5.60	Brandon Jacobs 2010 (147-823)
5.58	Eddie Price 1950 (126-703)
5.21	Tiki Barber 2005 (357-1,860)
	Tiki Barber 2001 (166-865)
5.15	Frank Gifford 1956 (159-819)
5.09	Frank Gifford 1959 (106-540)

HIGHEST AVERAGE GAIN, GAME (10 ATTEMPTS)

14.33	Derrick Ward, vs. Carolina (15-215)	Dec. 21, 2008
13.30	Frank Reagan, vs. Rams (10-133)	Dec. 1, 1946
12.23	Tuffy Leemans, vs. Green Bay (13-159)	Nov. 20, 1938
12.14	**Saquon Barkley, at Washington (14-170)**	**Dec. 9, 2018**
11.43	Ernie Koy, at Washington (14-160)	Oct. 1, 1967

TOUCHDOWNS

MOST RUSHING TOUCHDOWNS, CAREER

60	Brandon Jacobs (2005-11, 13)
55	Tiki Barber (1997-06)
49	Rodney Hampton (1990-97)
48	Joe Morris (1982-89)
39	Alex Webster (1955-64)
35	Ottis Anderson (1986-92)
34	Frank Gifford (1952-60, 62-64)

MOST RUSHING TOUCHDOWNS, SEASON

21	Joe Morris (1985)
15	Brandon Jacobs (2008)
14	Rodney Hampton (1992)
	Ottis Anderson (1989)
	Joe Morris (1986)
13	Tiki Barber (2004)
11	**Saquon Barkley (2018)**
	Tiki Barber (2002)
	Ottis Anderson (1990)
10	**Saquon Barkley (2022)**
	Rodney Hampton (1995)
	Rodney Hampton (1991)
	Bill Paschal (1943)

MOST RUSHING TOUCHDOWNS, GAME

4	Rodney Hampton, vs. New Orleans	Sept. 24, 1995
3	on 16 occasions, most recently by Ahmad Bradshaw, vs. Buffalo	Oct. 16, 2011
2	**on many occasions, most recently by Daniel Jones, vs. Indianapolis**	**Jan. 1, 2023**

MOST CONSECUTIVE GAMES RUSHING FOR TOUCHDOWNS

7	Bill Paschal (1944)
6	Joe Morris (1985-86)
5	on five occasions, most recently by Andre Brown (2012)

ALL-PURPOSE YARDS

MOST ALL-PURPOSE YARDS, CAREER

17,359	Tiki Barber (1997-06)
10,924	Amani Toomer (1996-08)
9,862	Frank Gifford (1952-60, 1962-64)
9,750	Rodney Hampton (1990-97)

MOST ALL-PURPOSE YARDS, SEASON

2,390	Tiki Barber (2005)

2,127	Tiki Barber (2006)	
2,096	Tiki Barber (2004)	
2,085	Tiki Barber (2000)	
2,028	**Saquon Barkley (2018)**	
1,989	Tiki Barber (2002)	

MOST ALL-PURPOSE YARDS, GAME

327	David Wilson, vs. New Orleans	Dec. 9, 2012
303	Domenik Hixon, at New Orleans	Oct. 28, 2009
289	**Saquon Barkley, at Washington**	**Dec. 22, 2019**
279	Joe Scott, vs. LA Rams	Nov. 14, 1948
276	Tiki Barber vs. Philadelphia	Dec. 28, 2002
269	Domenik Hixon at Arizona	Nov. 23, 2008
	Del Shofner vs. Washington	Oct. 28, 1962

PASSING

MOST SEASONS LEADING LEAGUE

2	Ed Danowski (1935,1938)
1	Phil Simms (NFC, 1990)
	Norm Snead (1972)
	Y.A. Tittle (1963)
	Charlie Conerly (1959)
	Harry Newman (1933)

ATTEMPTS

MOST PASSES ATTEMPTED, CAREER

8,119	Eli Manning (2004-19)
4,647	Phil Simms (1979-93)
2,833	Charlie Conerly (1948-61)
2,473	Kerry Collins (1999-03)
1,898	Fran Tarkenton (1967-71)
1,740	**Daniel Jones (2019-22)**

MOST PASSES ATTEMPTED, SEASON

618	Eli Manning (2015)
601	Eli Manning (2014)
598	Eli Manning (2016)
589	Eli Manning (2011)
576	Eli Manning (2018)
571	Eli Manning (2017)
568	Kerry Collins (2001)
557	Eli Manning (2005)
551	Eli Manning (2013)
545	Kerry Collins (2002)

MOST PASSES ATTEMPTED, GAME

63	Eli Manning, at Philadelphia	Dec. 22, 2016
62	Phil Simms, at Cincinnati	Oct. 13, 1985
59	Kerry Collins, at New England	Oct. 12, 2003
	Kerry Collins, vs. Green Bay	Jan. 6, 2002
57	Eli Manning, vs. Philadelphia	Dec. 17, 2017
54	Eli Manning, vs. San Francisco	Oct. 11, 2015
53	Eli Manning, vs. Philadelphia	Dec. 28, 2014
	Eli Manning, vs. Washington	Dec. 16, 2007
	Eli Manning, at Seattle	Nov. 27, 2005
	Charlie Conerly, at Pittsburgh	Dec. 5, 1948
52	Eli Manning, vs. Indianapolis	Nov. 3, 2014
	Eli Manning, vs. Philadelphia	Oct. 6, 2013
	Kerry Collins, at Washington	Oct. 28, 2001
	Jeff Rutledge, vs. Seattle	Dec. 11, 1983
51	**Daniel Jones, vs. L.A. Rams**	**Oct. 17, 2021**
	Eli Manning at Washington	Nov. 29, 2015
	Eli Manning, vs. Tampa Bay	Sept. 16, 2012
	Kerry Collins, vs. Dallas	Sept. 15, 2003
	Kerry Collins, vs. Detroit	Nov. 19, 2000
	Kerry Collins, vs. Minnesota	Dec. 26, 1999
	Scott Brunner, vs. San Diego	Oct. 2, 1983
	Scott Brunner, at St. Louis	Dec. 26, 1982

COMPLETIONS

MOST PASSES COMPLETED, CAREER

4,895	Eli Manning (2004-19)
2,576	Phil Simms (1979-93)
1,447	Kerry Collins (1999-2003)
1,418	Charlie Conerly (1948-61)
1,113	**Daniel Jones (2019-22)**
1,051	Fran Tarkenton (1967-71)

MOST PASSES COMPLETED, SEASON

387	Eli Manning (2015)
380	Eli Manning (2018)
379	Eli Manning (2014)
377	Eli Manning (2016)
359	Eli Manning (2011)
352	Eli Manning (2017)
339	Eli Manning (2010)
335	Kerry Collins (2002)
327	Kerry Collins (2001)
321	Eli Manning (2012)
317	**Daniel Jones (2022)**
	Eli Manning (2013)
	Eli Manning (2009)

MOST PASSES COMPLETED, GAME

41	Eli Manning, vs. San Francisco	Oct. 11, 2015
40	Phil Simms, at Cincinnati	Oct. 13, 1985
38	Eli Manning, at Philadelphia	Dec. 22, 2016
37	Eli Manning, vs. Philadelphia	Dec. 17, 2017
36	Kerry Collins, vs. Green Bay	Jan. 6, 2002
	Charlie Conerly, at Pittsburgh	Dec. 5, 1948
35	Kerry Collins, at New England	Oct. 12, 2003
34	Eli Manning, vs. Tennessee	Sept. 26, 2010
33	Eli Manning, at Dallas	Sept. 16, 2018
	Eli Manning, at New Orleans	Nov. 28, 2011
	Eli Manning, vs. Dallas	Nov. 14, 2010
32	Eli Manning, vs. Baltimore	Oct. 16, 2016
	Eli Manning, vs. New Orleans	Sept. 18, 2016
	Kerry Collins, at Washington	Oct. 28, 2001
31	Eli Manning, vs. New Orleans	Sept. 30, 2018
	Eli Manning, vs. Tampa Bay	Sept. 16, 2012
	Eli Manning, vs. Miami	Oct. 30, 2011
	Eli Manning, at Philadelphia	Sept. 17, 2006
	Kerry Collins, vs. Miami	Oct. 5, 2003
	Kerry Collins, vs. Minnesota	Dec. 26, 1999
	Scott Brunner, vs. San Diego	Oct. 2, 1983
30	**Daniel Jones, at Minnesota**	**Dec. 24, 2022**
	Eli Manning, vs. Washington	Oct. 28, 2018
	Eli Manning, at Tampa Bay	Oct. 1, 2017
	Eli Manning at New Orleans	Nov. 1, 2015
	Kerry Collins, vs. Seattle	Dec. 23, 2001
	Kerry Collins, at Dallas	Jan. 2, 2000
	Phil Simms, at St. Louis	Dec. 13, 1987
	Randy Johnson, vs. Philadelphia	Dec. 19, 1971
	Eli Manning at New Orleans	Nov. 1, 2015

MOST CONSECUTIVE PASSES COMPLETED

21	Eli Manning, at New Orleans	Nov. 28, 2011
15	Eli Manning, vs. San Francisco	Oct. 11, 2015
14	at Houston, Sept. 23, 2018/vs. New Orleans, Sept. 30, 2018 (spanned 2 games)	
13	Kerry Collins, at Phil. Sept. 10, 2000/at Chicago, Sept. 17, 2000 (spanned 2 games)	
	Phil Simms, at Cincinnati	Oct. 13, 1985
12	Eli Manning, at Atlanta	October 15, 2007
	Y.A. Tittle, vs. Washington	Oct. 28, 1962

HIGHEST COMPLETION PERCENTAGE, CAREER (1,000 ATTEMPTS)

63.96	**Daniel Jones (1,113-1,740, 2019-22)**
60.29	Eli Manning (4,895-8,119, 2004-19)
58.51	Kerry Collins (1,447-2,473, 1999-03)
55.89	Y.A. Tittle (731-1,308, 1961-64)
55.43	Phil Simms (2,576-4,647, 1979-93)

HIGHEST COMPLETION PERCENTAGE, SEASON (QUALIFIERS)

67.16	**Daniel Jones (317-472, 2022)**
65.97	Eli Manning (380-576, 2018)
64.26	**Daniel Jones (232-361, 2021)**
63.06	Eli Manning (379-601, 2014)
63.05	Eli Manning (377-598, 2016)
62.89	Eli Manning (339-539, 2010)
62.81	Kurt Warner (174-277, 2004)
	Jeff Hostetler (179-285, 1991)
62.62	Eli Manning (387-618, 2015)
62.50	**Daniel Jones (448-280, 2020)**
62.27	Eli Manning (317-509, 2009)
61.87	**Daniel Jones (284-459, 2019)**

HIGHEST COMPLETION PERCENTAGE, GAME (20 ATTEMPTS)

87.10	Eli Manning, at Miami (27-31)	Dec. 14, 2015
86.20	Eli Manning, at Houston (25-29)	Sept. 23, 2018
84.61	Kerry Collins, at St. Louis (22-26)	Sept. 15, 2002
82.35	Jeff Hostetler, at Dallas (28-34)	Sept. 29, 1991
80.95	**Daniel Jones, at Tennessee (17-21)**	**Sept. 11, 2022**
	Phil Simms, at Indianapolis (17-21)	Nov. 5, 1990
	Phil Simms, vs. St. Louis (17-21)	Oct. 25, 1987
80.77	Phil Simms, vs. Green Bay (21-26)	Dec. 19, 1987
80.64	**Daniel Jones, vs. Washington (25-31)**	**Dec. 4, 2022**
80.00	Norm Snead, vs. N.E. (28-35)	Sept. 22, 1974
	Fran Tarkenton, vs. San Diego (16-20)	Nov. 7, 1971
	Y.A. Tittle, vs. Philadelphia (16-20)	Nov. 10, 1963

YARDS

MOST YARDS PASSING, CAREER

57,023	Eli Manning (2004-19)	
33,462	Phil Simms (1979-93)	
19,488	Charlie Conerly (1948-61)	
16,875	Kerry Collins (1999-03)	
13,905	Fran Tarkenton (1967-71)	
11,603	**Daniel Jones (2019-22)**	

MOST YARDS PASSING, SEASON

4,933	Eli Manning (2011)	
4,432	Eli Manning (2015)	
4,410	Eli Manning (2014)	
4,299	Eli Manning (2018)	
4,073	Kerry Collins (2002)	
4,044	Phil Simms (1984)	
4,027	Eli Manning (2016)	
4,021	Eli Manning (2009)	
4,002	Eli Manning (2010)	
3,998	Eli Manning (2018)	
3,981	Eli Manning (2014)	
3,948	Eli Manning (2012)	
3,829	Phil Simms (1985)	
3,818	Eli Manning (2013)	
3,764	Kerry Collins (2001)	
3,762	Eli Manning (2005)	

MOST YARDS PASSING, GAME

513	Phil Simms, at Cincinnati	Oct. 13, 1985
510	Eli Manning, vs. Tampa Bay	Sept. 16, 2012
505	Y.A. Tittle, vs. Washington	Oct. 28, 1962
450	Eli Manning, at Dallas	Sept. 8, 2013
441	Eli Manning, vs. San Francisco	Oct. 11, 2015
434	Eli Manning, vs. Philadelphia	Dec. 17, 2017
432	Phil Simms, vs. Dallas	Oct. 6, 1985
429	Eli Manning, vs. Philadelphia	Dec. 28, 2014
420	Eli Manning, vs. Seattle	Oct. 9, 2011
409	Phil Simms, vs. Philadelphia	Sept. 2, 1984
406	Eli Manning, at New Orleans	Nov. 28, 2011
403	Eli Manning, vs. Baltimore	Oct. 16, 2016
402	**Daniel Jones, at New Orleans**	**Oct. 3, 2021**
400	Eli Manning, at Dallas	Dec. 11, 2011

MOST GAMES, 300 YARDS OR MORE PASSING, CAREER

51	Eli Manning (2004-19)
21	Phil Simms (1979-93)
17	Kerry Collins (1999-03)
9	Y.A. Tittle (1961-64)
8	**Daniel Jones (2019-22)**

MOST GAMES, 300 YARDS OR MORE PASSING, SEASON

8	Eli Manning (2011)
6	Eli Manning (2015)
5	**Daniel Jones (2019)**
	Eli Manning (2018)
	Eli Manning (2014)
	Kerry Collins (2001)
4	Eli Manning (2016)
	Eli Manning (2010)
	Kerry Collins (2002)
	Phil Simms (1986)
	Phil Simms (1984)
	Y.A. Tittle (1962)
3	Eli Manning (2013)
	Eli Manning (2012)
	Eli Manning (2009)
	Eli Manning (2005)
	Kerry Collins (2003)
	Kerry Collins (2000)
	Phil Simms (1988)
	Phil Simms (1985)
	Phil Simms (1988)
	Phil Simms (1985)
	Jeff Rutledge (1983)
	Y.A. Tittle (1961)

LONGEST PASS COMPLETION (IN YARDS)

99	Eli Manning (to Victor Cruz) at Jets	Dec. 24, 2011
98	Earl Morrall (to Homer Jones) at Pittsburgh	Sept. 11, 1966
94	Norm Snead (to Rich Houston) vs. Dallas	Sept. 24, 1972
92	Eli Manning (to Mario Manningham) at Washington	Jan. 2, 2011
89	Earl Morrall (to Homer Jones) vs. Philadelphia	Oct. 17, 1965
88	Frank Reagan (to George Franck) vs. Washington	Oct. 12, 1947
87	Eli Manning (to Odell Beckham Jr.) vs. New England	Nov. 15, 2015
	Kent Graham (to Tiki Barber) at Arizona	Dec. 6, 1998
85	Eli Manning (to Mario Manningham) at Green Bay	Dec. 26, 2010

TOUCHDOWNS

MOST TOUCHDOWN PASSES, CAREER

366	Eli Manning (2004-19)
199	Phil Simms (1979-93)
173	Charlie Conerly (1948-61)
103	Fran Tarkenton (1967-71)
96	Y.A. Tittle (1961-64)

MOST TOUCHDOWN PASSES, SEASON

36	Y.A. Tittle (1963)
35	Eli Manning (2015)
33	Y.A. Tittle (1962)
31	Eli Manning (2010)
30	Eli Manning (2014)
29	Eli Manning (2011)
	Fran Tarkenton (1967)

MOST TOUCHDOWN PASSES, GAME

7	Y.A. Tittle, vs. Washington	Oct. 28, 1962
6	Eli Manning, at New Orleans	Nov. 1, 2015
	Y.A. Tittle, vs. Dallas	Dec. 16, 1962
5	**Daniel Jones, at Washington**	**Dec. 22, 2019**
	Eli Manning, vs. Philadelphia	Dec. 30, 2012
	Phil Simms at St. Louis	Sept. 7, 1980
	Fran Tarkenton, vs. St. Louis	Oct. 25, 1970

MOST CONSECUTIVE GAMES TOUCHDOWN PASSES

15	Y.A. Tittle (1962-64)
13	**Daniel Jones (2019-2020)**
12	Eli Manning (2008)
	Eli Manning (2004-05)
	Eli Manning (2005-06)
10	Eli Manning (2015-16)
	Eli Manning (2009)
	Phil Simms (1988-89)
	Phil Simms (1986-87)
	Charlie Conerly (1948-49)
9	Eli Manning (2011-12)
	Eli Manning (2006-07)
	Phil Simms (1985-86)
	Earl Morrall (1965-66

PASSES INTERCEPTED

LOWEST PERCENTAGE PASSES HAD INTERCEPTED, CAREER (MIN. 1,000 ATT

2.0	**Daniel Jones (34 int., 1,740 att.)**
2.8	Kerry Collins (70 int., 2,473 att.)
3.0	Eli Manning (244 int., 8,119 att.)
3.4	Phil Simms (157 int., 4,647 att.)
3.5	Dave Brown (49 int., 1,391 att.)

LOWEST PERCENTAGE PASSES HAD INTERCEPTED, SEASON

1.1	**Daniel Jones, 2022 (5 int., 472 att.)**
1.3	Phil Simms, 1990 (4 int., 311 att.)
1.4	Kurt Warner, 2004 (4 int, 277 att.)
	Jeff Hostetler, 1991 (4 int., 285 att.)
1.9	**Daniel Jones, 2021 (7 int., 232 att.)**
2.0	Fran Tarkenton, 1969 (8 int., 409 att.)

FEWEST PASSES HAD INTERCEPTED, GAME (MOST ATTEMPTS)

0	Eli Manning, vs. Indianapolis (52 attempts)	Nov. 3, 2014
	Scott Brunner, vs. St. Louis (51 attempts)	Dec. 26, 1982
	Phil Simms, at L.A. Rams (48 attempts)	Sept. 30, 1984
	Kerry Collins, vs. Seattle (47 attempts)	Dec. 23, 2001
	Dave Brown, vs. Balt. (46 attempts)	Sept. 14, 1997
	Fran Tarkenton, at Dallas (46 attempts)	Oct. 11, 1971
	Phil Simms, at Phoenix (45 attempts)	Nov. 13, 1988
	Eli Manning, vs. Miami (45 attempts)	Oct. 30, 2011
	Eli Manning, vs. Dallas (44 attempts)	Sept. 16, 2018
	Eli Manning, vs. New England (44 attempts)	Nov. 15, 2015

MOST PASSES HAD INTERCEPTED, CAREER

244	Eli Manning (2004-19)
167	Charlie Conerly (1949-61)
157	Phil Simms (1979-93)
72	Fran Tarkenton (1967-71)
70	Kerry Collins (1999-2003)

PASS RECEIVING

RECEPTIONS

MOST SEASONS LEADING LEAGUE

1	Earnest Gray (1983)
	Bob Tucker (1971)
	Tod Goodwin (1935)

MOST PASS RECEPTIONS, CAREER

668	Amani Toomer (1996-08)
586	Tiki Barber (1997-06)
395	Joe Morrison (1959-72)
390	Odell Beckham, Jr. (2014-18)
371	Jeremy Shockey (2002-07)
368	Ike Hilliard (1997-2004)
367	Frank Gifford (1952-60, 62-64)
362	**Sterling Shepard (2016-22)**

MOST PASS RECEPTIONS, SEASON

107	Steve Smith (2009)
101	Odell Beckham Jr. (2016)
96	Odell Beckham Jr. (2015)
91	**Saquon Barkley (2018)**
	Odell Beckham Jr. (2014)
86	Victor Cruz (2012)
82	Victor Cruz (2011)
	Amani Toomer (2002)
79	Hakeem Nicks (2010)
	Amani Toomer (1999)
78	Amani Toomer (2000)
	Earnest Gray (1983)

MOST PASS RECEPTIONS, GAME

14	**Saquon Barkley, at Dallas**	**Sept. 16, 2018**
13	Tiki Barber, at Dallas	Jan. 2, 2000
12	Odell Beckham Jr., vs. Philadelphia	Dec. 28, 2014
	Odell Beckham Jr., vs. Washington	Dec. 14, 2014
	Hakeem Nicks, at Houston	Oct. 10, 2010
	Mark Bavaro, at Cincinnati	Oct. 13, 1985
	Jeremy Shockey, vs. Dallas	Nov. 11, 2007
	Amani Toomer, at Philadelphia	Sept. 17, 2006
11	on 15 occasions, most recently by Evan Engram, at Dallas	Sept. 8, 2018
10	**on 24 occasions, most recently by Sterling Shepard, vs. L.A. Rams**	**Oct. 17, 2021**

MOST CONSECUTIVE GAMES, PASS RECEPTIONS

98	Amani Toomer (1998-04)
88	Tiki Barber (1999-2004)
83	Jeremy Shockey (2002-07)
68	Ike Hilliard (1997-02)
64	**Sterling Shepard (2016-22)**
60	Evan Engram (2017-21)
59	Odell Beckham, Jr. (2014-18)
57	Plaxico Burress (2005-08)
53	Hakeem Nicks (2009-12)
51	Victor Cruz (2011-14)
47	Chris Calloway (1996-98)
45	David Meggett (1989-92)

YARDS

MOST YARDS GAINED, CAREER

9,497	Amani Toomer (1996-08)
5,434	Frank Gifford (1952-60, 62-64)
5,183	Tiki Barber (1997-2006)
4,993	Joe Morrison (1959-72)
4,797	Kyle Rote (1951-61)

MOST YARDS GAINED, SEASON

1,536	Victor Cruz (2011)
1,450	Odell Beckham Jr. (2015)
1,367	Odell Beckham Jr. (2016)
1,343	Amani Toomer (2002)
1,305	Odell Beckham Jr. (2014)
1,220	Steve Smith (2009)
1,214	Plaxico Burress (2005)
1,209	Homer Jones (1967)
1,192	Hakeem Nicks (2011)
1,183	Amani Toomer (1999)
1,181	Del Shofner (1963)

MOST YARDS GAINED, GAME

269	Del Shofner, vs. Washington	Oct. 28, 1962
222	Odell Beckham Jr., vs. Baltimore	Oct. 16, 2016
212	Gene Roberts, at Green Bay	Nov. 13, 1949
204	Plaxico Burress, vs. St. Louis	Oct. 2, 2005
	Amani Toomer, vs. Indianapolis	Dec. 22, 2002
201	Gene Roberts, vs. Chicago	Oct. 23, 1949
199	Hakeem Nicks vs. Tampa Bay	Sept. 16, 2012
196	Homer Jones, at Washington	Oct. 1, 1967
193	Amani Toomer, vs. Jacksonville	Dec. 23, 2000

LONGEST PASS RECEPTION (IN YARDS)

99	Victor Cruz (from Eli Manning) at Jets	Dec. 24, 2011
98	Homer Jones (from Earl Morrall) at Pittsburgh	Sept. 11, 1966
94	Rich Houston (from Noirm Snead) vs. Dallas	Sept. 24, 1972
92	Mario Manningham (from Eli Manning) at Green Bay	Dec. 26, 2010
89	Homer Jones (from Earl Morrall) vs. Philadelphia	Oct. 17, 1965
88	George Franck (from Frank Reagan) at Washington	Oct. 12, 1947
87	Odell Beckham Jr. (from Eli Manning) vs. New England	Nov. 15, 2015
	Tiki Barber (from Kent Graham) at Arizona	Dec. 6, 1998
85	Mario Manningham (from Eli Manning) at Washington	Jan. 2, 2011

HIGHEST AVERAGE GAIN, CAREER (200 MINIMUM)

*22.6	Homer Jones (214-4,845, 1964-69)
18.1	Del Shofner (239-4,315, 1961-67)
17.2	Aaron Thomas (247-4,253, 1962-70)

*NFL Record

HIGHEST AVERAGE GAIN, SEASON (QUALIFIERS)

24.7	Homer Jones (49-1,209, 1967)
23.5	Homer Jones (45-1,057, 1968)
21.8	Homer Jones (48-1,044, 1966)

HIGHEST AVERAGE GAIN, GAME (4 MINIMUM)

50.3	Gene Roberts, vs. Chicago Bears (4-201)	Oct. 23, 1949
49.0	Homer Jones, at Washington (4-196)	Oct. 1, 1967
37.5	Frank Liebel, vs. Detroit (4-150)	Nov. 18, 1945

TOUCHDOWNS

MOST TOUCHDOWNS, CAREER

54	Amani Toomer (1996-08)
48	Kyle Rote (1951-61)
47	Joe Morrison (1959-71)
44	Odell Beckham, Jr. (2014-18)
43	Frank Gifford (1952-60, 1962-64)

MOST TOUCHDOWNS, SEASON

13	Odell Beckham Jr. (2015)
	Homer Jones (1967)
12	Odell Beckham Jr. (2014)
	Plaxico Burress (2007)
	Del Shofner (1962)
11	Hakeem Nicks (2010)
	Del Shofner (1961)

MOST TOUCHDOWNS, GAME

4	Earnest Gray, at St. Louis	Sept. 7, 1980
3	on 23 occasions, most recently by Odell Beckham Jr., at New Orleans	Nov. 1, 2015

MOST CONSECUTIVE GAMES, TOUCHDOWN RECEPTIONS

7	Kyle Rote (1959-60)
6	Plaxico Burress (2007)
5	Odell Beckham Jr. (2015)
	Chris Calloway (1997-98)
	Bobby Johnson (1985-86)
	Aaron Thomas (1967)
	Joe Morrison (1966)
	Homer Jones (1966)
	Del Shofner (1963)
	Frank Liebel (1945)

MOST GAMES 100 YARDS OR MORE RECEIVING, CAREER

24	Odell Beckham Jr. (2014-18)
22	Amani Toomer (1996-2008)
18	Victor Cruz (2010-16)
17	Homer Jones (1964-69)
13	Hakeem Nicks (2009-13)
	Del Shofner (1961-67)

INTERCEPTIONS

MOST SEASONS LEADING LEAGUE

2	Dick Lynch (1961, 1963)

MOST INTERCEPTIONS BY, CAREER

74	Emlen Tunnell (1948-58)
52	Jimmy Patton (1955-66)
41	Carl Lockhart (1965-75)

MOST INTERCEPTIONS BY, SEASON

11	Jimmy Patton (1958)
	Otto Schellbacher (1951)
10	Willie Williams (1968)
	Emlen Tunnell (1949)
	Frank Reagan (1947)

MOST INTERCEPTIONS BY, GAME

3	on 18 occasions, most recently by Terry Kinard, vs. Dallas	Sept. 20, 1987

MOST CONSECUTIVE GAMES, INTERCEPTIONS BY

7	Tom Landry (1950-51)
6	Willie Williams (1968)

5	Carl Lockhart (1969-70)	
	Emlen Tunnell (1954-55)	

INTERCEPTION RETURN YARDS

MOST YARDS GAINED, CAREER

1,240	Emlen Tunnell (1948-58)	
712	Jimmy Patton (1955-66)	
574	Terry Kinard (1983-89)	
568	Dick Lynch (1959-66)	
475	Carl Lockhart (1965-75)	

MOST YARDS GAINED, SEASON

307	Stevie Brown (2012)	
251	Dick Lynch (1963)	
	Emlen Tunnell (1949)	
203	Frank Reagan (1947)	
195	Erich Barnes (1961)	

MOST YARDS GAINED, GAME

109	Ward Cuff, at Philadelphia	Sept. 13, 1941
104	George Cheverko, at Washington	Oct. 3, 1948
102	Erich Barnes, at Dallas	Oct. 15, 1961

LONGEST GAIN (IN YARDS)

102	Erich Barnes, at Dallas (TD)	Oct. 15, 1961
101	Henry Carr, at Rams (TD)	Nov. 13, 1966
97	Lawrence Taylor, at Detroit (TD)	Nov. 25, 1982
96	Ward Cuff, vs. Washington (TD)	Dec. 4, 1938
	Kevin Dockery, at Dallas (TD)	Oct. 23, 2006
95	Sam Garnes, vs. Philadelphia (TD)	Aug. 31, 1997

INTERCEPTIONS RETURNED FOR TOUCHDOWNS

MOST TOUCHDOWNS, CAREER

4	Jason Sehorn (1994-02)
	Dick Lynch (1959-66)
	Emlen Tunnell (1948-58)
3	George Martin (1975-86)
	Carl Lockhart (1965-72)
	Jerry Hillebrand (1963-66)
	Erich Barnes (1961-64)
	Tom Landry (1950-55)

MOST TOUCHDOWNS, SEASON

3	Dick Lynch (1963)
2	by nine players, mst recently by Alex Ogletree (2018)

MOST TOUCHDOWNS, GAME

1	by many players, Last: Landon Collins, vs. Indianapolis	Jan. 1, 2023

MOST CONSECUTIVE GAMES, TOUCHDOWNS

2	at Philadelphia, Sept. 22; vs. Washington, Sept. 29, 1968
	Dick Lynch, vs. Cleveland, Oct. 13; vs. Dallas, Oct. 20, 1963
	Tom Landry, at Cleveland, Oct. 28; vs. N.Y. Yanks, Nov. 4, 1951

PUNTING

MOST SEASONS LEADING LEAGUE

2	Sean Landeta (NFC, 1986, 1990)
	Dave Jennings (1979, 1980)
1	Don Chandler (1957)

MOST PUNTS, CAREER

931	Dave Jennings (1974-84)
526	Sean Landeta (1985-93)
525	Don Chandler (1956-64)
513	Jeff Feagles (2003-09)

MOST PUNTS, SEASON

111	Brad Maynard (1997)
104	Dave Jennings (1979)
102	Mike Horan (1996)
101	Brad Maynard (1998)
100	Dave Jennings (1977)

MOST PUNTS, GAME

14	Carl Kinscherf, at Detroit	Nov. 7, 1943
13	Brad Maynard, at Washington	Nov. 23, 1997
12	Brad Maynard, at Tampa Bay	Sept. 12, 1999
11	on six occasions, most recently by Brad Maynard	Nov. 1, 1998

YARDS

MOST YARDS, CAREER

38,792	Dave Jennings (1974-84)
23,019	Don Chandler (1956-64)
22,806	Sean Landeta (1985-93)
21,161	Jeff Feagles (2003-09)

MOST YARDS, SEASON

4,566	Brad Maynard (1998)
4,531	Brad Maynard (1997)
4,445	Dave Jennings (1979)
4,297	Brad Wing (2016)
4,289	Mike Horan (1996)
4,271	Steve Weatherford (2013)
4,211	Dave Jennings (1980)
4,198	Dave Jennings (1981)

MOST YARDS, GAME

583	Carl Kinscherf, at Detroit (14 punts)	Nov. 7, 1943
537	Brad Maynard, at Washington (13 punts)	Nov. 23, 1997
526	Brad Maynard, at Tampa (12 punts)	Sept. 12, 1999

LONGEST PUNT

90	Rodney Williams, at Denver	Sept. 10, 2001
74	Don Chandler, at Dallas	Oct. 11, 1964
	Len Younce, vs. Chicago Bears	Nov. 14, 1943
73	Dave Jennings, vs. Houston	Dec. 5, 1982
72	Dave Jennings, vs. Dallas	Nov. 4, 1979
	Len Younce, at Brooklyn Tigers	Oct. 15, 1944
	Carl Kinscherf, at Philadelphia-Pittsburgh	Oct. 9, 1943
71	Riley Dixon vs. Philadelphia	Nov. 15, 2020
	Steve Weatherford, at Philadelphia	Oct. 12, 2014
	Sean Landeta, vs. Green Bay	Nov. 8, 1992
	Sean Landeta, vs. Philadelphia	Dec. 3, 1989
	Kay Eakin, vs. Cleveland	Nov. 16, 1941

HIGHEST AVERAGE, CAREER (150 PUNTS)

46.3	Steve Weatherford (311 punts, 2011-14)
45.2	Riley Dixon (279 punts, 2018-21)
44.9	Brad Wing (264 punts, 2015-2017)
43.8	Don Chandler (525 punts, 1956-64)
43.4	Sean Landeta (526 punts, 1985-93)
42.1	Mike Horan (303 punts, 1993-96)
42.0	Brad Maynard (380 punts, 1997-00)
41.7	Dave Jennings (931 punts, 1974-84)

HIGHEST AVERAGE, SEASON (35 PUNTS)

47.5	Steve Weatherford (58 punts, 2012)
46.9	Steve Weatherford (91 punts, 2013)
46.8	**Jamie Gillan (74 punts, 2022)**
46.6	Don Chandler (55 punts, 1959)
46.2	Brad Wing (93 punts, 2016)
46.1	Riley Dixon (69 punts, 2019)
45.7	Steve Weatherford (82 punts, 2011)
45.6	Don Chandler (73 punts, 1964)
45.5	Steve Weatherford (80 punts, 2014)

HIGHEST NET AVERAGE, SEASON (SINCE 1976)

42.0	Riley Dixon 2019 (69 punts)
41.8	Riley Dixon 2018 (71 punts)
40.9	Brad Wing 2016 (93 punts)
40.2	Jeff Feagles 2008 (64 punts)
40.1	**Jamie Gillan 2022 (74 punts)**
39.9	Mike Horan 1993 (44 punts)
39.3	Steve Weatherford 2012 (58 punts)
39.2	Steve Weatherford 2011 (82 punts)

HIGHEST AVERAGE, GAME (4 PUNTS)

55.4	Brad Maynard, at Tennessee (5 punts)	Oct. 1, 2000
55.3	Dave Jennings, vs. Houston (4 punts)	Dec. 5, 1982
55.1	Rodney Williams, at Denver (8 punts)	Sept. 10 2001
55.0	Steve Weatherford, vs. Dallas (4 punts)	Nov. 23, 2014
54.6	**Jamie Gillan, vs. Chicago (5 punts)**	**Oct. 2, 2022**
54.1	Don Chandler, at Cleveland (8 punts)	Oct. 11, 1959
54.0	Dave Jennings, at Dallas (5 punts)	Oct. 5, 1980
53.3	Brad Wing, vs. L.A. Rams (4 punts)	Nov. 5, 2017

INSIDE THE 20

MOST INSIDE THE 20, CAREER

178	Jeff Feagles
170	Dave Jennings
141	Sean Landeta

MOST INSIDE THE 20, SEASON

33	Brad Maynard, 1997
	Brad Maynard, 1998
	Brad Wing, 2015
32	Mike Horan, 1996

MOST INSIDE THE 20, GAME

6	Brad Maynard, vs. Tampa Bay	Sept. 12, 1999
	Jeff Feagles, vs. Carolina	Dec. 10, 2006
5	**Jamie Gillan, at Tennessee**	**Sept. 11, 2022**
	Brad Wing, vs. Dallas	Dec. 11, 2016
	Brad Wing, at Cleveland	Nov. 27, 2016

	Steve Weatherford, vs. Washington	Dec. 14, 2014
	Steve Weatherford, at New England	Nov. 6, 2011
	Dave Jennings, vs. St. Louis	Oct. 24, 1983 (OT)
	Brad Maynard, vs. Oakland	Sept. 13, 1998

PUNT RETURNS

MOST PUNT RETURNS, CAREER

261	Emlen Tunnell (1948-58)
213	Phil McConkey (1984-88)
202	David Meggett (1989-94)

MOST PUNT RETURNS, SEASON

53	Phil McConkey (1985)
52	Leon Bright (1981)
47	Chad Morton (2005)
	Amani Toomer (1997)
46	David Meggett (1989)
	Phil McConkey (1984)

MOST PUNT RETURNS, GAME

9	Phil McConkey, vs. Philadelphia	Dec. 6, 1987
	Pete Shaw, at Philadelphia	Nov. 20, 1983
	Leon Bright, vs. Philadelphia	Dec. 11, 1982
8	on three occasions, most recently by Phil McConkey, at Dallas	Nov. 4, 1984
7	on six occasions, most recently by Sinorice Moss, vs. Oakland	Oct. 4, 2009

FAIR CATCHES

MOST FAIR CATCHES, SEASON

25	Phil McConkey (1988)
24	Rueben Randle (2013)
22	Amani Toomer (1998)
20	Tiki Barber (2000)
	David Meggett (1993)

MOST FAIR CATCHES, CAREER

84	Phil McConkey (1984-88)
80	David Meggett (1989-94)
61	Carl Lockhart (1965-75)

FEWEST FAIR CATCHES, SEASON

0	Leon Bright (17 returns, 1983)
	Leon Bright (37 returns, 1982)
	Leon Bright (52 returns, 1981)

MOST FAIR CATCHES, GAME

6	R.W. McQuarters, at Atlanta	Oct. 15, 2007
5	Rueben Randle, vs. Philadelphia	Dec. 28, 2014
	Will Blackmon, at Minnesota	Dec. 13, 2010
	Amani Toomer, at Dallas	Sept. 8, 1996
	Phil McConkey, vs. Philadelphia	Nov. 20, 1988

YARDS

MOST PUNT RETURN YARDS, CAREER

2,230	David Meggett (1989-94)
2,214	Emlen Tunnell (1948-58)
1,708	Phil McConkey (1984-88)
1,181	Tiki Barber (1997-01)
1,060	Amani Toomer (1996-01)

MOST PUNT RETURNS YARDS, SEASON

582	David Meggett (1989)
506	Tiki Barber (1999)
489	Emlen Tunnell (1951)
467	David Meggett (1990)
455	Amani Toomer (1997)
453	Chad Morton (2005)
442	Phil McConkey (1985)

MOST PUNT RETURN YARDS, GAME

147	Emlen Tunnell, vs. Chi. Cardinals	Oct. 14, 1951
143	Leon Bright, vs. Philadelphia	Dec. 11, 1982
123	Tiki Barber, vs. Dallas	Oct. 18, 1999
114	David Meggett, vs. Raiders	Dec. 24, 1989
113	Amani Toomer, vs. Buffalo	Sept. 1, 1996
112	Phil McConkey, vs. Philadelphia	Dec. 6, 1987
107	David Meggett, at New Orleans	Dec. 20, 1993
106	Emlen Tunnell, vs. Washington	Dec. 7, 1952
103	Phil McConkey, vs. Philadelphia	Sept. 8, 1985
	Rondy Colbert, vs. New Orleans	Dec. 14, 1975
101	Leon Bright, vs. Rams	Dec. 6, 1981

LONGEST PUNT RETURN

87t	Amani Toomer, vs. Buffalo	Sept. 1, 1996
85t	Tiki Barber, vs. Dallas	Oct. 18, 1999
83	Eddie Dove, at Philadelphia	Sept. 29, 1963
81	Bosh Pritchard, at Chi. Cardinals	Nov. 25, 1951
	Emlen Tunell, vs. Chi. Cardinals	Oct. 14, 1951

HIGHEST AVERAGE RETURN, CAREER (30 RETURNS)

12.1	Ward Cuff (37 returns, 1941-45)
11.0	David Meggett (202 returns, 1989-94)
10.7	Domenik Hixon (56 returns, 2007-12)
10.1	Amani Toomer (101 returns, 1996-01)

HIGHEST AVERAGE RETURN, SEASON (QUALIFIERS)

16.6	Amani Toomer (18 returns, 1996)
15.5	Merle Hapes (11 returns, 1942)
14.9	George Franck (13 returns, 1941)

HIGHEST AVERAGE RETURN, GAME (3 RETURNS)

36.8	Emlen Tunnell, vs. Chicago Cardinals (4 returns)	Oct. 14, 1951
35.3	Emlen Tunnell vs. Washington (3 returns)	Dec. 7, 1952
32.7	David Meggett vs. Seattle (3 returns)	Nov. 19, 1989
31.7	Domenik Hixon vs. Dallas (3 returns)	Dec. 6, 2009
31.0	Emlen Tunnell vs. Washington (3 returns)	Oct. 7, 1951

TOUCHDOWNS

MOST TOUCHDOWNS, CAREER

6	David Meggett (1989-94)
5	Emlen Tunnell (1948-58)
3	Amani Toomer (1996-01)

MOST TOUCHDOWNS, SEASON

3	Emlen Tunnell (1951)
2	Amani Toomer (1996)
	David Meggett (1994)

MOST TOUCHDOWNS, GAME

1	25 occasions, most recently by Dwayne Harris, vs. the Jets (80 yards)	Dec. 6, 2015

KICKOFF RETURNS

MOST SEASONS LEADING LEAGUE

1	David Meggett (NFC, 1990)
	Joe Scott (1948)
	Clarence Childs (1964)

MOST KICKOFF RETURNS, CAREER

146	David Meggett (1989-94)
126	Clarence Childs (1964-67)
84	David Patten (1997-99)
77	Ahmad Bradshaw (2007-08)
71	Willie Ponder (2003-05)
68	Domenik Hixon (2007-09)
67	Phil McConkey (1984-88)
	Ron Dixon (2000-03)
66	Rocky Thompson (1971-73)
65	David Wilson (2012-13)

MOST KICKOFF RETURNS, SEASON

57	David Wilson (2012)
	Domenik Hixon (2009)
55	Brian Mitchell (2003)
43	David Patten (1998)
41	Herschel Walker (1995)
38	Ahmad Bradshaw (2008)
	Ahmad Bradshaw (2007)
36	Willie Ponder (2004)
	Rocky Thompson (1971)
35	Willie Ponder (2005)
	Ronnie Blye (1968)
34	Ron Dixon (2001)
	Clarence Childs (1964, 1966)

MOST KICKOFF RETURNS, GAME

8	Domenik Hixon at Minnesota	Jan. 3, 2010
	Domenik Hixon vs. Philadelphia	Dec. 13, 2009
	Ahmad Bradshaw, vs. Minnesota	Nov. 25, 2007
	Willie Ponder, vs. Pittsburgh	Dec. 18, 2004
	Brian Mitchell, vs. Dallas	Sept. 15, 2003

YARDS

MOST KICKOFF RETURN YARDS, CAREER

3,163	Clarence Childs (1964-67)
2,989	David Meggett (1989-94)
1,872	Willie Ponder (2003-05)
1,788	Ahmad Bradshaw (2007-08)
1,768	Rocky Thompson (1971-73)
1,755	David Wilson (2012-13)
1,724	David Patten (1997-99)
1,692	Domenik Hixon (2007-09)
1,467	Joe Scott (1948-53)

MOST KICKOFF RETURN YARDS, SEASON

1,533	David Wilson (2012)	
1,291	Domenik Hixon (2009)	
1,117	Brian Mitchell (2003)	
987	Clarence Childs (1964)	
967	Willie Ponder (2004)	
947	Rocky Thompson (1971)	
928	David Patten (1998)	
921	Ahmad Bradshaw (2007)	
905	Willie Ponder (2005)	
881	Herschel Walker (1995)	
867	Ahmad Bradshaw (2008)	

MOST KICKOFF RETURN YARDS, GAME

259	Willie Ponder, vs. Pittsburgh	Dec. 18, 2004
230	Domenik Hixon, at New Orleans	Oct. 18, 2009
227	David Wilson, vs. New Orleans	Dec. 9, 2012
217	David Wilson, at Philadelphia	Sept. 30, 2012
207	Joe Scott, vs. Rams	Nov. 14, 1948
198	Rocky Thompson, at Detroit	Sept. 17, 1972
194	Brian Mitchell, vs. Dallas	Sept. 15, 2003
193	Ahmad Bradshaw, at Dallas	Sept. 9, 2007
191	Willie Ponder, vs. Arizona	Sept. 11, 2005
183	Domenik Hixon, at Minnesota	Jan. 3, 2010

LONGEST KICKOFF RETURN

100	Dwayne Harris, vs. Dallas	Oct. 25, 2015
	Clarence Childs, vs. Minnesota	Dec. 6, 1964
	Emlen Tunnell, vs. N.Y. Yanks	Nov. 4, 1951
99	Joe Scott, vs. Rams	Nov. 14, 1948
98	Jimmy Patton vs. Washington	Oct. 30, 1955

HIGHEST AVERAGE RETURN, CAREER (40 RETURNS)

27.2	Rocky Thompson (65 returns, 1971-73)	
	Joe Scott (54 returns, 1948-53)	
26.6	David Wilson (66 returns, 2012-13)	
26.5	Dwayne Harris (44 returns, 2015-16)	
26.4	Willie Ponder (71 returns, 2003-05)	

HIGHEST AVERAGE RETURN, SEASON (QUALIFIERS)

31.6	John Salscheider (15 returns, 1949)	
30.2	John Counts (26 returns, 1962)	
28.7	Dwayne Harris (22 returns, 2015-16)	
29.0	Clarence Childs (34 returns, 1964)	

HIGHEST AVERAGE RETURN, GAME (3 RETURNS)

56.8	David Wilson, vs. New Orleans (4 returns)	Dec. 9, 2012
51.8	Joe Scott, vs. Rams (4 returns)	Nov. 14, 1948
50.3	Ronnie Blye, at Pittsburgh (3 returns)	Sept. 15, 1968
49.7	Dwayne Harris, vs. Dallas (3 returns)	Oct. 25, 2015

TOUCHDOWNS

MOST TOUCHDOWNS, CAREER

2	Willie Ponder (2003-05)	
	Rocky Thompson (1971-73)	
	Clarence Childs (1964-67)	

MOST TOUCHDOWNS, SEASON

1	By many players, see next record	

MOST TOUCHDOWNS, GAME

1	21 occasions, most recently by Dwayne Harris, vs. Dallas (100)	Oct. 25, 2015

FUMBLES

MOST FUMBLES, CAREER

125	Eli Manning (2004-19)
93	Phil Simms (1979-93)
61	Kerry Collins (1999-03)
54	Charlie Conerly (1948-61)
53	Tiki Barber (1997-2006)

MOST FUMBLES, SEASON

23	Kerry Collins (2001)
18	Daniel Jones (2019)
16	Phil Simms (1985)
13	Eli Manning (2009)
	Eli Manning (2007)
12	Kurt Warner (2004)
	Kerry Collins (2003)
11	Daniel Jones (2020)
	Eli Manning (2017)
	Eli Manning (2015)
	Kerry Collins (1999)
	Dave Brown (1994)
	Y.A. Tittle (1964)
	Bobby Gaiters (1961)
	Charlie Conerly (1957)

MOST FUMBLES, GAME

5	Eli Manning at Buffalo	Dec. 23, 2007
	Charlie Conerly, vs. San Francisco	Dec. 1, 1957
4	Y.A. Tittle, at Philadelphia	Sept. 13, 1964
3	by many players	

RECOVERIES

MOST OWN FUMBLES RECOVERED, CAREER

28	Phil Simms (1979-93)
26	Charlie Conerly (1948-61)
25	Tiki Barber (1997-2006)
	Eli Manning (2004-19)
17	Kerry Collins (1999-2003)
16	David Meggett (1989-94)
	Frank Gifford (1952-60, 62-64)
15	Joe Morrison (1959-72)
13	Jeff Hostetler (1984-92)

MOST OWN FUMBLES RECOVERED, SEASON

7	Kerry Collins (2001)
6	Tiki Barber (2001)
	Jeff Hostetler (1991)
5	by 10 players, most recently Eli Manning (2010)

MOST OWN FUMBLES RECOVERED, GAME

3	Eli Manning, at Buffalo	Dec. 23, 2007
	Tiki Barber, vs. Philadelphia	Oct. 29, 2000
	Jeff Hostetler, vs. Phoenix	Oct. 21, 1990
2	by many players, Last: Curtis Painter, vs. Washington	Dec. 29, 2013

MOST FUMBLES RECOVERED, CAREER

19	Jim Katcavage (1956-68)
15	Michael Strahan (1993-2007)
	George Martin (1975-88)
14	Harry Carson (1976-88)
13	Osi Umenyiora (2003-10)
	Keith Hamilton (1992-2002)
	Cliff Livingston (1954-61)

MOST FUMBLES RECOVERED, SEASON

5	Justin Tuck (2010)
	Ernie Jones (1978)
	Ray Poole (1950)
4	by nine players, most recently by Osi Umenyiora (2009)
3	by many players, most recently by Michael Boley and Jacquian Williams(2011)

MOST FUMBLES RECOVERED, GAME

1	by many players, Last: Trevin Wade, at Washington	Jan. 1, 2017

FUMBLE RETURNS

LONGEST FUMBLE RETURN

87	Keith Hamilton, at Kansas City	Sept. 10, 1995
81	Andy Headen, vs. Dallas (TD)	Sept. 9, 1984
76	John Karcis, vs. Philadelphia (TD)	Oct. 16, 1938
75	Osi Umenyiora, vs. San Francisco (TD)	Oct. 21, 2007
72	Wendell Harris, at Pittsburgh (TD)	Sept. 11, 1966
71	Roy Hilton, vs. Dallas (TD)	Oct. 27, 1974
70	Michael Boley, vs. Pittsburgh (TD)	Nov. 4, 2012
67	Fred Robbins vs. Washington	Dec. 30, 2006
	Horace Sherrod, vs. Washington	Dec. 7, 1952
65	Michael Boley, vs. St. Louis (TD)	Sept. 19, 2011
	Lindon Crow, vs. St. Louis (TD)	Oct. 30, 1960

MOST TOUCHDOWNS, CAREER

3	Osi Umenyiora (2003-09)
2	Michael Boley (2009-12)
	Tito Wooten (1994-98)
	Kenny Holmes (2001-03)
	George Martin (1981)
	Sam Huff (1959, 63)
	Tom Landry (1950, 51)
	Al De Rogatis (1949, 50)
	Doc Alexander (1926, 27)

MOST TOUCHDOWNS, SEASON

2	George Martin, at Wash. Sept. 13, 1981 (8 yards) and at St. Louis, Dec. 13, 1981 (20 yards)

MOST TOUCHDOWNS, GAME

1	by many players, Last: Kayvon Thibodeaux, Tae Crowder, at Washington, Dec. 18, 2022

SACKS

(ONLY SINCE 1982)

MOST SACKS, CAREER

141.5	Michael Strahan (1993-07)
132.5	Lawrence Taylor (1982-93)
79.5	Leonard Marshall (1983-92)
75.0	Osi Umenyiora (2003-12)
63.0	Keith Hamilton (1992-03)
60.5	Justin Tuck (2005-13)

MOST SACKS, SEASON

*22.5	Michael Strahan (2001)
20.5	Lawrence Taylor (1986)
18.5	Michael Strahan (2003)
16.5	Jason Pierre-Paul (2011)
15.5	Lawrence Taylor (1988)
	Leonard Marshall (1985)
15.0	Michael Strahan (1998)
	Lawrence Taylor (1989)
14.5	Osi Umenyiora (2005)
14.0	Michael Strahan (1997)
13.0	Osi Umenyiora (2007)
	Lawrence Taylor (1985)

* Tied for NFL Record

MOST SACKS, GAME

6.0	Osi Umenyiora, vs. Philadelphia	Sept. 30, 2007
4.5	Pepper Johnson, at Tampa Bay	Nov. 24, 1991
4.0	Justin Tuck, at Washington	Dec. 1, 2013
	Michael Strahan, at St. Louis	Oct. 14, 2001
	Lawrence Taylor, vs. Philadelphia	Oct. 12, 1986
	Lawrence Taylor, vs. Tampa Bay	Sept. 23, 1984
3.5	Michael Strahan, at Philadelphia	Dec. 30, 2001
	Leonard Marshall, vs. Philadelphia	Sept. 8, 1985
3.0	**Leonard Williams, vs. Dallas**	**Jan. 3, 2021**
	B.J. Hill, vs. Chicago	Dec. 2, 2018
	Jason Pierre-Paul, at Denver	Oct. 15, 2017
	Jason Pierre-Paul, vs. Cleveland	Nov. 27, 2016
	Justin Tuck, at Philadelphia	Dec. 19 2010
	Justin Tuck, vs. Chicago	Oct. 3, 2010
	Osi Umenyiora, vs. Chicago	Oct. 3, 2010
	Michael Strahan, at Detroit	Nov. 18, 2007
	Mathias Kiwanuka, vs. Philadelphia	Sept. 30, 2007
	Michael Strahan, at Dallas	Dec. 21, 2003
	Kenny Holmes, at Houston	Nov. 24, 2002
	Michael Strahan, vs. New Orleans	Sept. 30, 2001
	Keith Hamilton, at Arizona	Nov. 26, 2000
	Michael Strahan, vs. Arizona	Nov. 16, 1997
	Michael Strahan, at Green Bay	Sept. 17, 1995
	Keith Hamilton, vs. Tampa Bay	Sept. 12, 1993
	Leonard Marshall, at Phoenix	Nov. 10, 1991
	Lawrence Taylor, vs. Philadelphia	Sept. 9, 1990
	Lawrence Taylor, at Phoenix	Nov. 5, 1989
	George Martin, vs. Phoenix	Dec. 4, 1988
	Lawrence Taylor, at New Orleans	Nov. 27, 1988
	Lawrence Taylor, vs. Detroit	Oct. 16, 1988
	Lawrence Taylor, at Washington	Dec. 7, 1986
	Lawrence Taylor, at Philadelphia	Nov. 9, 1986
	Lawrence Taylor, vs. Washington	Oct. 27, 1986
	Leonard Marshall, at St. Louis	Nov. 24, 1985
	George Martin, at St. Louis	Nov. 24, 1985
	Leonard Marshall, at Philadelphia	Sept. 29, 1985
	Leonard Marshall, vs. Philadelphia	Sept. 8, 1985
	Lawrence Taylor, vs. Dallas	Sept. 9, 1984
	Lawrence Taylor, at Washington	Dec. 17, 1983
	Lawrence Taylor, vs. Philadelphia	Dec. 11, 1982
	George Martin, vs. Houston	Dec. 5, 1982

SCORING

OFFENSE

MOST POINTS

62	vs. Philadelphia	Nov. 26, 1972
56	vs. Philadelphia	Oct. 15, 1933
55	vs. Green Bay	Dec. 20, 1986
	at Baltimore	Nov. 19, 1950

MOST TOUCHDOWNS

8	vs. Philadelphia	Nov. 26, 1972
	at Baltimore	Nov. 19, 1950
	vs. Philadelphia	Oct. 15, 1933
7	at New Orleans	Nov. 1, 2015
	vs. New Orleans	Dec. 9, 2012
	vs. Green Bay	Dec. 20, 1986
	vs. St. Louis	Dec. 7, 1969
	vs. Washington	Oct. 28, 1962
	vs. Washington	Nov. 5, 1961
	vs. N.Y. Yanks	Dec. 3, 1951
	vs. Chi. Cardinals	Nov. 12, 1950
	at Green Bay	Nov. 21, 1948
	vs. Cleveland	Nov. 16, 1941

MOST POINT AFTER TOUCHDOWN

8	vs. Philadelphia	Nov. 26, 1972
	vs. Philadelphia	Oct. 15, 1933
7	at New Orleans	Nov. 2, 2015
	vs. New Orleans	Dec. 9, 2012
	vs. Green Bay	Dec. 20, 1986
	vs. St. Louis	Dec. 7, 1969
	vs. Washington	Oct. 28, 1962
	vs. Washington	Nov. 5, 1961
	at Baltimore	Nov. 19, 1950
	at Green Bay	Nov. 21, 1948
	vs. Cleveland Rams	Nov. 16, 1941

MOST FIELD GOALS ATTEMPTED

6	vs. Washington	Oct. 30, 2005
	at Minnesota	Nov. 16, 1986
	at Washington	Dec. 17, 1983
	at Seattle	Oct. 18, 1981
	at Philadelphia	Nov. 25, 1973
	vs. Philadelphia	Nov. 14, 1954

MOST FIELD GOALS

6	at Seattle	Oct. 18, 1981
5	at Washington	Sept. 16, 2021
	at Tennessee	Dec. 7, 2014
	at Philadelphia	Oct. 27, 2013
	at Dallas	Oct. 28, 2012
	at Carolina	Sept. 20, 2012
	vs. Washington	Oct. 30, 2005
	at Cincinnati	Dec. 26, 2004
	at Minnesota	Nov. 16, 1986
	vs. Tampa Bay	Nov. 3, 1985
	at Washington	Dec. 17, 1983
4	36 times; last time: vs. Carolina	Sept. 18, 2022

MOST SAFETIES

2	vs. Washington	Nov. 5, 1961
	at Pittsburgh	Sept. 17, 1950

DEFENSE

FEWEST POINTS ALLOWED

0	many times; Last: vs. Tampa Bay (24-0)	Sept. 27, 2009

MOST POINTS ALLOWED

72	at Washington	Nov. 27, 1966
63	at Pittsburgh	Nov. 30, 1952
	vs. Chi. Cardinals	Oct. 17, 1948

MOST TOUCHDOWNS, ALLOWED

10	at Washington	Nov. 27, 1966
9	at Pittsburgh	Nov. 30, 1952
	vs. Chi. Cardinals	Oct. 17,1948

MOST POINTS AFTER TOUCHDOWN, OPPONENT

9	vs. Washington	Nov. 27, 1966
	vs. Pittsburgh	Nov. 30, 1952
	vs. Chi. Cardinals	Oct. 17, 1948

MOST FIELD GOALS, OPPONENT

7	vs. Dallas	Sept. 15, 2003
5	at Philadelphia	Jan. 8, 2023
	vs. Washington	Sept. 25, 2016
	at Minnesota	Dec. 27, 2015
	vs. Philadelphia	Oct. 6, 2013
	at Dallas	Dec. 17, 1995
4	40 times; Last: vs. Chicago	Oct. 2, 2022

FIRST DOWNS

OFFENSE

MOST FIRST DOWNS

34	at Cincinnati	Oct. 13, 1985
33	vs. St. Louis	Dec. 7, 1969
32	vs. Philadelphia	Dec. 30, 2012
31	at Washington	Sept. 25, 2014
	vs. Tampa Bay	Sept. 16, 2012
	vs. New Orleans	Sept. 24, 1995
	at Pittsburgh	Dec. 5, 1948

FEWEST FIRST DOWNS

0	at Washington	Sept. 27, 1942
	at Green Bay	Oct. 1, 1933

MOST FIRST DOWNS RUSHING

19	at Baltimore	Nov. 19, 1950
18	at New Orleans	Oct. 27, 1985
	at Philadelphia	Dec. 15, 1956

MOST FIRST DOWNS PASSING

29	at Cincinnati	Oct. 13, 1985
23	vs. San Francisco	Oct. 11, 2015
22	vs. St. Louis	Dec. 7, 1969
	at Washington	Oct. 1, 1961
	at Pittsburgh	Dec. 5, 1948

MOST FIRST DOWNS BY PENALTY

10	vs. Denver	Sept. 15, 2013
6	vs. Seattle	Oct. 22, 2017
	vs. Cincinnati	Oct. 26, 1997
	vs. Baltimore	Sept. 14, 1997
	vs. Atlanta	Nov. 11, 1979
	at Washington	Nov. 27, 1966
	at Philadelphia	Oct. 5, 1957
5	16 occasions, most recently vs. Minnesota	Oct. 6, 2019

DEFENSE

FEWEST FIRST DOWNS ALLOWED

1	at Pittsburgh	Sept. 20, 1933
2	at Philadelphia	Oct. 3, 1937
	vs. Bklyn. Dodgers	Oct. 14, 1934

MOST FIRST DOWNS ALLOWED

38	at Rams	Nov. 13, 1966
35	at New Orleans	Nov. 1, 2015
32	vs. Dallas	Sept. 10, 1978
31	vs. Tampa Bay	Nov. 18, 2018
	at New Orleans	Nov. 28, 2011
	vs. Tennessee	Dec. 1, 2002
	at San Diego	Oct. 19, 1980
29	at Kansas City	Nov. 1, 2021
	vs. Arizona	Oct. 8, 1995
	vs. Washington	Nov. 15, 1981
	at Kansas City	Nov. 3, 1974
	vs. St. Louis	Nov. 4, 1962

MOST FIRST DOWNS ALLOWED, RUSHING

19	at Seattle	Nov. 9, 2014
	at Buffalo	Nov. 26, 1978
	vs. Green Bay	Oct. 22, 1967
17	vs. St. Louis	Dec. 12, 1976

MOST FIRST DOWNS ALLOWED, PASSING

24	at New Orleans	Nov. 1, 2015
23	vs. Dallas	Dec. 6, 2009
	at San Diego	Oct. 19, 1980
22	vs. St. Louis	Oct. 2, 2005
21	vs. Jets	Dec. 6, 2015
	at Dallas	Sept. 13, 2015
	at Dallas	Oct. 28, 2012
	vs. Green Bay	Dec. 4, 2011
	at Arizona	Nov. 23, 2008
	vs. Tennessee	Dec. 1, 2002
20	vs. Carolina	Dec. 20, 2015
	vs. Dallas	Oct. 6, 1985
	at L.A. Rams	Nov. 13, 1966
	at San Francisco	Sept. 30, 1956
	vs. Chicago Bears	Oct. 23, 1949
19	vs. San Francisco	Sept. 27, 2020
	at Indianapolis	Dec. 23, 2018
	vs. Seattle	Oct. 22, 2017
	at Green Bay	Dec. 26, 2010

	vs. Green Bay	Sept. 16, 2007
	at Oakland	Dec. 31, 2005
	at New Orleans	Sept. 19, 2005
	vs. San Diego	Oct. 2, 1983

NET YARDS

OFFENSE

MOST YARDS GAINED

609	vs. N.Y. Yanks	Dec. 3, 1950
604	vs. Tampa Bay	Sept. 16, 2012
602	vs. Washington	Oct. 28, 1962
568	vs. San Francisco	Nov. 17, 1963
552	at Washington	Dec. 22, 2019
549	vs. Chi. Cardinals	Nov. 12, 1950
535	vs. New Orleans	Oct. 8, 1967
526	vs. Cleveland	Dec. 6, 1959
525	vs. San Francisco	Oct. 11, 2015
524	vs. Green Bay	Jan. 6, 2002
523	vs. Seattle	Oct. 5, 2008

DEFENSE

FEWEST YARDS ALLOWED

48	at Bklyn. Dodgers	Oct. 17,1943
62	at Pittsburgh	Sept. 20, 1933
66	vs. Pittsburgh	Dec. 8, 1935

MOST YARDS ALLOWED

682	vs. Chi. Bears	Nov.14, 1943
608	at New Orleans	Nov. 2, 2015
577	at New Orleans	Nov. 28, 2011
572	at L.A. Rams	Nov. 13, 1966
567	at San Diego	Oct. 19, 1980

RUSHING

OFFENSE

MOST RUSHING ATTEMPTS

61	at Philadelphia	Oct. 3, 1937
60	at Philadelphia	Nov. 20, 1983
	vs. St. Louis	Dec. 4, 1977
59	vs. Philadelphia	Nov. 10, 1946
	vs. Green Bay	Nov. 11, 1934

MOST YARDS RUSHING

423	at Baltimore	Nov. 19, 1950
377	vs. N.Y. Yanks	Dec. 3, 1950
351	vs. Washington	Nov. 29, 1959
309	vs. Chi. Cardinals	Nov. 12, 1950
301	vs. Carolina	Dec. 21, 2008

MOST TOUCHDOWNS RUSHING

6	at Baltimore	Nov. 19, 1950
5	vs. New Orleans	Sept. 24,1995
	at Chi. Cardinals	Sept. 28,1958
	vs. Philadelphia	Oct. 15, 1933

DEFENSE

FEWEST ATTEMPTS, OPPONENT

7	at Houston	Dec. 8, 1985
9	at Washington	Nov. 8, 2020
	at Philadelphia	Nov. 20, 1983
	at Philadelphia	Oct. 3, 1937
10	at Tampa Bay	Sept. 27, 2009
11	at Detroit	Nov. 18, 2007
	vs. Philadelphia	Oct. 29, 2000
	vs. Miami	Sept. 23, 1990
	at Dallas	Sept. 16, 1990
12	at Philadelphia	Sept. 10, 2000
	vs. New York Jets	Dec. 15, 1999
	at New Orleans	Dec. 20, 1993
	at Washington	Oct. 10, 1993
	vs. L.A. Rams	Sept. 19, 1993
	at St. Louis	Nov. 24, 1985
	vs. New Orleans	Oct. 8, 1972

MOST ATTEMPTS, OPPONENT

60	at Washington	Dec. 9, 1945
58	at Washington	Nov. 18, 1956
	at Philadelphia	Oct. 5, 1947

FEWEST YARDS ALLOWED

-24	at Bklyn. Dodgers	Oct. 17, 1943
-1	vs. Chi. Cardinals	Oct. 18, 1953
6	at Cleveland	Nov. 6, 1960

MOST YARDS ALLOWED

420	at Boston (Redskins)	Oct. 8, 1933
366	at Buffalo	Nov. 26, 1978
350	at Seattle	Nov. 9, 2014
341	at Detroit	Nov. 15, 1936

MOST RUSHING TOUCHDOWNS ALLOWED

5	at Seattle	Nov. 9, 2014
	at Buffalo	Nov. 26, 1978
	vs. Green Bay	Oct. 22, 1967

PASSING

OFFENSE

MOST PASSES ATTEMPTED

63	at Philadelphia	Dec. 22, 2016
62	at Cincinnati	Oct. 13, 1985
59	at New England	Oct. 12, 2003
	vs. Green Bay	Jan. 6, 2002
57	vs. Philadelphia	Dec. 17, 2017
54	vs. San Francisco	Oct. 11, 2015
	vs. Philadelphia	Nov. 22, 1992
53	vs. Philadelphia	Dec. 28, 2014
	vs. Washington	Dec. 16, 2007
	at Seattle	Nov. 27, 2005
	vs. Dallas	Sept. 21, 1998
	at Pittsburgh	Dec. 5, 1948
52	vs. Indianapolis	Nov. 3, 2014
	vs. Philadelphia	Oct. 6, 2013
	at Washington	Oct. 28, 2001
	vs. Seattle	Dec. 11, 1983
51	vs. L.A. Rams	Oct. 17, 2021
	at Washington	Nov. 29, 2015
	vs. Tampa Bay	Sept. 16, 2012
	vs. Dallas	Sept. 15, 2003
	vs. Detroit	Nov. 19, 2000
	vs. Minnesota	Dec 26, 1999
	at Dallas	Dec. 15, 1985
	vs. San Diego	Oct. 2, 1983
	at St. Louis	Dec. 26, 1982

MOST PASSES COMPLETED

41	vs. San Francisco	Oct. 11, 2015
40	at Cincinnati	Oct. 13, 1985
38	at Philadelphia	Dec. 22, 2016
37	vs. Philadelphia	Dec. 17, 2017
36	vs. Green Bay	Jan. 6, 2002
	at Pittsburgh	Dec. 5, 1948
35	at Philadelphia	Sept. 24, 2017
	at New England	Oct.12, 2003
34	vs. Tennessee	Sept. 26, 2010
33	at Dallas	Sept. 8, 2019
	at Dallas	Sept. 16, 2018
	at New Orleans	Nov. 28, 2011
	vs. Dallas	Nov. 14, 2010
32	vs. Baltimore	Oct. 16, 2016
	vs. New Orleans	Sept. 18, 2016
	at Washington	Oct. 28, 2001
31	vs. New Orleans	Sept. 20, 2018
	vs. Dallas	Dec. 10, 2017
	vs. Tampa Bay	Sept. 16, 2012
	vs. Miami	Oct. 30, 2011
	at Philadelphia	Sept. 17, 2006
	vs. Miami	Oct. 5, 2003
	vs. Minnesota	Dec. 26, 1999
	vs. San Diego	Oct. 2, 1983
30	at Minnesota	Dec. 24, 2022
	vs. Washington	Oct. 30, 2018
	at Tampa Bay	Oct. 1, 2017
	at New Orleans	Nov. 1, 2015
	at Dallas	Jan. 2, 2000
	at St. Louis	Dec. 13, 1987
	vs. Philadelphia	Dec. 19, 1971
29	vs. L.A. Rams	Oct. 17, 2021
	vs. Carolina	Dec. 20, 2015
	vs. Dallas	Nov. 23, 2014
	at Seattle	Nov. 9, 2014
	at Cincinnati	Nov. 11, 2012
	vs. Carolina	Dec. 27, 2009
	at Dallas	Sept. 9, 2017
	at Seattle	Nov. 17, 2005

	vs. Detroit	Nov. 19, 2000
	vs. Rams	Sept. 25, 1988
	vs. Seattle	Dec. 11, 1983
	at St. Louis	Dec. 26, 1982

MOST YARDS GAINED PASSING (NET)

510	vs. Tampa Bay	Sept. 16, 2012
505	vs. Washington	Oct. 28, 1962
443	at Cincinnati	Oct. 13, 1985
441	vs. San Francisco	Oct. 11, 2015
429	vs. Philadelphia	Dec. 17, 2017
	vs. Philadelphia	Dec. 28, 2014
428	at Dallas	Sept. 8, 2013
403	vs. Dallas	Oct. 6, 1985
402	at New Orleans	Oct. 3, 2021
401	vs. Cleveland	Dec. 6, 1959
400	at Dallas	Dec. 11, 2011
397	vs. Baltimore	Oct. 16, 2016
395	vs. Seattle	Oct. 9, 2011

MOST TOUCHDOWNS PASSING

7	vs. Washington	Oct. 28, 1962
6	at New Orleans	Nov. 1, 2015
	vs. Dallas	Dec. 16, 1962

MOST PASSES HAD INTERCEPTED

7	at Pittsburgh	Nov. 30, 1952
5	on many occasions, most recently vs. Seattle	Dec. 15, 2013

DEFENSE

FEWEST ATTEMPTS, OPPONENT

3	at Detroit	Sept. 23, 1934
4	vs. Bklyn. Dodgers	Dec. 7, 1941

MOST ATTEMPTS, OPPONENT

62	at Dallas	Oct. 28, 2012
	vs. St. Louis	Oct. 2, 2005
61	at Carolina	Dec. 10, 2006
60	at Washington	Nov. 23, 1997
59	vs. Chi. Bears	Oct. 23, 1949
57	at Philadelphia	Sept. 23, 1962

FEWEST COMPLETIONS ALLOWED

0	at Washington	Dec. 11, 1960
1	many games; Last: vs. Brooklyn	Dec. 6, 1942

MOST COMPLETIONS ALLOWED

41	vs. Dallas	Dec. 6, 2009
40	at New Orleans	Nov. 1, 2015
	vs. St. Louis	Oct. 2, 2005
36	vs. Jets	Dec. 6, 2015
	at Dallas	Sept. 13, 2015
	at Dallas	Sept. 8, 2013
	at Dallas	Oct. 28, 2012
35	vs. St. Louis	Sept. 7, 2003
34	at Minnesota	Dec. 24, 2022
	at Washington	Sept. 16, 2021
	vs. Carolina	Dec. 10, 2006
	vs. Dallas	Oct. 5, 1997
	vs. Chicago	Oct. 23, 1949
33	at Philadelphia	Dec. 9, 2019
	at Philadelphia	Sept. 23, 1962
32	at Tampa Bay	Nov. 22, 2021
	at Los Angeles	Oct. 23, 2016
	vs. New England	Dec. 29, 2007
	vs. Arizona	Sept. 11, 2005
	vs. Washington	Sept. 18, 1994
	at San Francisco	Dec. 1, 1986

FEWEST YARDS ALLOWED (NET)

13	at Philadelphia	Dec. 11, 1977
16	at Washington	Dec. 11, 1960
0	at Chi. Cardinals	Nov. 22, 1959

MOST YARDS ALLOWED, NET

505	at New Orleans	Nov. 1, 2015
488	vs. Chi. Bears	Nov. 14, 1943
460	at Philadelphia	Nov. 8, 1953
456	at San Diego	Oct. 19, 1980

MOST TOUCHDOWNS ALLOWED

7	at New Orleans	Nov. 1, 2015
	vs. Chi. Bears	Nov. 14, 1943
6	vs. Cleveland	Dec. 12, 1964

INTERCEPTIONS

MOST INTERCEPTIONS BY GIANTS

8	at N.Y. Yanks	Dec. 16, 1951
	at Green Bay	Nov. 21, 1948
7	vs. Washington	Dec. 8, 1963

MOST YARDS, RETURNS

144	at Philadelphia	Sept. 13, 1941
138	at Dallas	Oct. 15, 1961
137	at Washington	Oct. 29, 1995

MOST RETURNS FOR TOUCHDOWNS

2	at Buffalo	Dec. 23, 2007
	at Detroit	Oct. 27, 1996
	vs. Washington	Dec. 8, 1963
	vs. Washington	Dec. 4, 1938

PUNTS

MOST PUNTS

15	at Chicago Bears	Nov. 17, 1935
14	at Detroit	Nov. 7, 1943
	at Brooklyn	Nov. 26, 1936
13	at Washington	Nov. 23, 1997
	vs. Philadelphia	Nov. 24, 1935
	at Detroit	Sept. 23, 1934

MOST YARDS PUNTING

607	at Detroit	Sept. 23, 1934
602	at Brooklyn	Nov. 26, 1936
597	at Chicago Bears	Nov. 17,1935
583	at Detroit	Nov. 7, 1943
537	at Washington	Nov. 23, 1997

PUNT RETURNS

MOST PUNT RETURNS

9	at Philadelphia	Dec. 6, 1987
	at Philadelphia	Nov. 20, 1983
	vs. Philadelphia	Dec. 11, 1982
	at Philadelphia	Dec. 12, 1954
	vs. N.Y. Yanks	Dec. 3, 1950
8	at Washington	Jan. 1, 2017
	vs. L.A. Rams	Oct. 23, 2016
	at Dallas	Nov. 4, 1984
	at Washington	Sept. 13, 1981
	at St. Louis	Dec. 15, 1974
	vs. Green Bay	Nov. 1, 1959

MOST FAIR CATCHES

7	vs. Philadelphia	Dec. 28, 2014
6	at Atlanta	Oct. 15, 2007
	vs. Minnesota	Oct. 31, 1971
5	at Minnesota	Dec. 13, 2010
	at Dallas	Sept. 8, 1996
	vs. Philadelphia	Nov. 20, 1988

MOST YARDS GAINED

149	vs. Chi. Cardinals	Oct. 14, 1951
143	vs. Philadelphia	Dec. 11, 1982
123	vs. Dallas	Oct. 18, 1999
114	vs. Raiders	Dec. 24, 1989

KICKOFF RETURNS

MOST KICKOFF RETURNS

12	at Washington	Nov. 27, 1966
10	vs. Chi. Cardinals	Oct. 17, 1948
9	at Minnesota	Jan. 3, 2010
	at Dallas	Sept. 18, 1966
	at Pittsburgh	Nov. 30, 1952
8	at Minnesota	Dec. 27, 2015
	at Green Bay	Dec. 26, 2010
	vs. Philadelphia	Dec. 13, 2009
	at Philadelphia	Nov. 1, 2009
	vs. N.E.	Dec. 29, 2007
	vs. Pittsburgh	Dec. 18, 2004

MOST YARDS GAINED

287	vs. New Orleans	Dec. 9, 2012
274	at Washington	Nov. 27, 1966
263	vs. Rams	Nov. 14, 1948
259	vs. Pittsburgh	Dec. 18, 2004
236	at Cleveland	Dec. 4, 1966

FUMBLES

MOST FUMBLES

9	at Buffalo	Oct. 20, 1975
8	vs. San Francisco	Dec. 1, 1957
7	vs. Philadelphia	Dec. 28, 2002
	vs. Philadelphia	Oct. 18, 1964
	vs. Washington	Nov. 5, 1950

MOST OWN FUMBLES RECOVERED

6	at Buffalo	Oct. 20, 1975
5	vs. Dallas	Oct. 27, 1974
	vs. Philadelphia	Oct. 18, 1964
	vs. Washington	Nov. 5, 1950
	at Philadelphia	Nov. 3, 1946
	vs. Pittsburgh	Oct. 21, 1945

MOST OPPONENTS' FUMBLES RECOVERED

6	at Pittsburgh	Sept. 17, 1950
5	at Dallas	Oct. 11, 1971
4	many times, most recently vs. Washington	Dec. 5, 2010

PENALTIES

MOST PENALTIES

17	at Washington	Oct. 9, 1949
	vs. Boston Yankees	Nov. 28,1948
16	at Seattle	Nov. 27, 2005
15	at Washington	Sept. 21, 2003
	at Minnesota	Nov. 19, 2001
	at Oakland	Sept. 13, 1998
	at Buffalo	Oct. 18, 1987
14	vs. Chicago	Nov. 7, 2004
	vs. Detroit	Oct. 30, 1994
13	seven occasions, most recently at Minnesota	Jan. 3, 2010

MOST YARDS PENALIZED

177	at Washington	Oct. 9, 1949
175	vs. Boston	Oct. 19, 1947
150	at Minnesota	Nov. 19, 2001
	at Detroit	Nov. 2, 1947
149	at St. Louis	Dec. 21, 2014
145	at Buffalo	Oct. 18, 1987

SCORING

OFFENSE

MOST POINTS
448 1963
429 2012
427 2008
422 2005
420 2015
402 2009
399 1985
398 1962

FEWEST POINTS
79 1928
93 1932
115 1936

MOST TOUCHDOWNS
57 1963
49 1962, 1967
48 1985, 2010
47 2011, 2012, 2015
46 1961, 2009
45 2005, 2008

FEWEST TOUCHDOWNS
12 1928
14 1932
15 1937
16 1925, 1936, 1940

MOST TOUCHDOWNS RUSHING
27 1930
24 1985
21 1950
20 1992

FEWEST TOUCHDOWNS RUSHING
3 1932
4 1936, 1937, 1987, 1996

MOST TOUCHDOWNS PASSING
39 1963
36 2015
35 1962
33 1967

FEWEST TOUCHDOWNS PASSING
0 1928
4 1926
5 1934

MOST TOUCHDOWNS ON RETURNS
10 1951
6 1944, 1947, 1948, 1949, 1961, 1963, 1996, 2007, 2015

MOST POINTS AFTER TOUCHDOWN
52 1963
47 1962
46 1961, 2012
45 1967, 1985, 2009

FEWEST POINTS AFTER TOUCHDOWN
4 1928
7 1932
8 1925

MOST FIELD GOAL ATTEMPTS
42 2005, 1983
41 1970
39 2012
38 2008
1989
1981

MOST FIELD GOALS
35 2008, 2005, 1983
33 2012
32 2018
30 2020
2015
29 1989, 2021
27 2009
26 1986, 1993, 2002
25 1970, 1999
24 1981, 1988, 1991, 1996, 2014
23 2001, 2006, 2007, 2013

FEWEST FIELD GOALS
0 1932
1 1926, 1928, 1930, 1931, 1936, 1948

HIGHEST FIELD GOAL PERCENTAGE
97.0 2018
96.9 2020
95.5 2016
93.8 2015
92.3 2014
92.1 2008
88.9 1996
88.7 2013
87.9 2021
85.2 2006, 2007
84.6 2012

MOST SAFETIES
3 2008, 1927
2 1944, 1950, 1953, 1961, 1989, 1994, 1996, 2011

DEFENSE

FEWEST POINTS ALLOWED
20 1927
51 1926
67 1925
75 1944

MOST POINTS ALLOWED
501 1966
451 2019
442 2015
427 2009
425 1980
416 2021
412 2018
400 2011, 2014

FEWEST TOUCHDOWNS ALLOWED
3 1927
7 1926
8 1925

MOST TOUCHDOWNS ALLOWED
66 1966
55 1980
54 1948, 2009, 2019

MOST POINTS AFTER TOUCHDOWN ALLOWED
63 1966
52 1948
51 1980

MOST FIELD GOALS ALLOWED
34 2016, 2021
31 2015, 2018
29 1991, 1994, 2013, 2014
28 1995, 2003, 2017
26 2012
25 1988, 2011, 2019
24 1999
23 1987, 1998, 2001, 2010

MOST SAFETIES BY OPPONENT
3 1984
2 1965, 2010

FIRST DOWNS

OFFENSE

MOST FIRST DOWNS
356 1985
338 2008
336 2014
331 2010, 2011, 2015
327 2012
324 1986
323 2002, 2009
321 2007
317 1988
312 2005
310 1984, 2000
308 1999
304 2006
300 1993, 2003

MOST FIRST DOWNS RUSHING
138 1985
130 2008
127 1986, 1993
125 1978

124 1956

MOST FIRST DOWNS PASSING
218 2014
216 2011
208 2015, 2018
198 1984
197 1999
195 2000, 2002
194 2009
192 1985, 2010
190 2016

MOST FIRST DOWNS BY PENALTY
46 2015
38 2021
37 2012
36 1997
35 2007, 2014, 2019
34 2005
33 2004
32 2008, 1992
31 2011

DEFENSE

FEWEST FIRST DOWNS ALLOWED
104 1938
106 1937
116 1941

MOST FIRST DOWNS ALLOWED
367 2015
365 2021
346 2018
343 2019
338 2011
336 1980
335 1995
327 2013

FEWEST FIRST DOWNS RUSHING ALLOWED
55 1982
58 1938
59 1937

MOST FIRST DOWNS RUSHING ALLOWED
156 1980
155 1978
137 1975

FEWEST FIRST DOWNS PASSING ALLOWED
41 1937
43 1938
47 1941

MOST FIRST DOWNS PASSING ALLOWED
236 2015
216 2021
211 2019
210 2011
205 2018
198 2013
196 2012
195 1997
191 2016

NET YARDS

OFFENSE

MOST YARDS GAINED
6,161 2011
6,085 2010
5,956 2015
5,884 1985
5,875 2014
5,856 2009
5,787 2005
5,697 2018
5,695 2008
5,687 2012
5,416 2019
5,378 1986

DEFENSE

FEWEST YARDS ALLOWED
2,029 1938
2,054 1935
2,169 1937
2,219 1940

MOST YARDS ALLOWED
6,725 2015
6,134 2012
6,037 2019
6,032 2021
6,022 2011
6,012 2014
5,971 2017
5,942 2018
5,752 1980
5,479 2006
5,435 2016

RUSHING

OFFENSE

MOST RUSHING ATTEMPTS
581 1985
580 1978
567 1934

FEWEST RUSHING ATTEMPTS
244 1982
316 1945
362 1948
366 1947

MOST YARDS RUSHING
2,518 2008
2,451 1985
2,336 1950
2,304 1978

FEWEST YARDS RUSHING
769 1945
842 1982
1,049 1953

MOST TOUCHDOWNS RUSHING
27 1930
24 1985
21 1950
20 1992
19 2008
18 1956, 1986, 2004, 2012

DEFENSE

FEWEST ATTEMPTS, OPPONENT
301 1982
350 1986
359 2000
366 1943

MOST ATTEMPTS, OPPONENT
640 1978
618 1979
584 1980
580 2005
560 1976

FEWEST YARDS ALLOWED
913 1951
977 1940
1,000 1944
1,006 1943

MOST YARDS ALLOWED
2,656 1978
2,507 1980
2,452 1979
2,422 1975

FEWEST TOUCHDOWNS ALLOWED
1 1927
2 1944
3 1926, 1938

MOST TOUCHDOWNS ALLOWED
31 1980
25 1948, 1978

PASSING

OFFENSE

MOST PASSES ATTEMPTED

623	2015
616	2003
608	2017
607	2014, 2019
602	1999
598	2016
593	2021
589	2011
583	2018
575	1983
567	2013

FEWEST PASSES ATTEMPTED

125	1944
148	1942
149	1934
	1943

MOST PASSES COMPLETED

392	2015
383	2014
382	2018
377	2016
376	2019
373	2017
359	2011
351	2021
350	1999
339	2010

FEWEST PASSES COMPLETED

47	1944
63	1943
64	1934
67	1942

HIGHEST COMPLETION PERCENTAGE

65.5	2018
63.1	2014
63.0	2016
62.9	2010, 2015
62.4	2009
62.1	2020
61.9	2019
61.6	2002
61.3	2017
61.0	2011
	1991

MOST YARDS GAINED (NET)

4,734	2011
4,347	2015
4,272	2014
4,047	2018
4,019	2009
3,951	2002
3,885	2010
3,879	2016
3,825	2012
3,719	1999
3,731	2019

MOST TOUCHDOWN PASSES

39	1963
36	2015
35	1962
33	1967
31	2010

MOST PASSES HAD INTERCEPTED

34	1953
31	1966
	1983

FEWEST PASSES HAD INTERCEPTED

5	1990
8	1969, 1991

DEFENSE

FEWEST ATTEMPTS, OPPONENT

149	1963
182	1937
184	1934

MOST ATTEMPTS, OPPONENT

638	2015
630	2016
611	2021
601	2013
596	1997
589	2011
587	1986
585	2000
567	2006
566	1988

FEWEST COMPLETIONS, OPPONENTS

54	1934
60	1936
62	1933

MOST COMPLETIONS, OPPONENT

423	2015
402	2021
369	2016, 2019
362	2018
361	2011, 2013
347	2017
341	2012
334	1986
333	2006
329	2005
327	2000

FEWEST YARDS ALLOWED (NET)

744	1934
809	1933
914	1938

MOST YARDS ALLOWED (NET)

4,783	2015
4,260	2016
4,225	2019
4,082	2011
4,068	2012
4,044	2018
4,038	2017
4,018	2016
3,850	2014
3,839	2021
3,649	2006
3,616	1997

FEWEST TOUCHDOWNS ALLOWED

2	1927
3	1939, 1944

MOST TOUCHDOWNS ALLOWED

36	1966
32	2017
31	2015
30	2019
28	1964, 2004, 2011
27	2021

INTERCEPTIONS

MOST INTERCEPTIONS

41	1951
39	1948
35	1939

FEWEST INTERCEPTIONS

10	2003
11	2002
12	1976, 1977, 1982, 1991
13	1945, 2009, 2017

MOST YARDS, RETURNS

569	1941
561	1948
549	1944

FEWEST YARDS, RETURNS

62	1976
91	1974
93	2002
110	2010
113	1980, 2004

MOST TOUCHDOWNS, RETURNS

5	1963

SACKS

MOST SACKS

68	1985
59	1986
55	1987
54	1997, 1998
53	2007

PUNTING

MOST PUNTS

112	1997
104	1979
102	1996
101	1998
100	1977

FEWEST PUNTS

47	1972
49	1960, 1982
50	1945, 1946
53	1945, 1946
	1966

MOST YARDS

4,566	1998
4,531	1997
4,445	1979
4,297	2016
4,289	1996

HIGHEST PUNTING AVERAGE

47.5	2012
46.9	2013
46.6	1959
46.2	2016
45.7	2011
45.5	2014
45.4	1964, 2018

HIGHEST NET PUNT AVERAGE (SINCE 1976)

42.3	2019
41.8	2018
40.9	2016
40.2	2008
39.5	2021
39.4	2012
39.2	2011

PUNT RETURNS

MOST PUNT RETURNS

64	1981
55	1953, 1983, 1984, 1987

MOST YARDS GAINED

717	1941
675	1951
626	1938

HIGHEST RETURN AVERAGE

15.3	1941
14.1	1951
13.3	1943

KICKOFF RETURNS

MOST KICKOFF RETURNS

80	1966
73	1994
72	2003
71	1980, 1983, 2009
70	2006

MOST YARDS GAINED

1,688	1,688
1,658	1,658
1,648	1,648
1,616	1,616
1,579	1,579
1,529	1,529
1,502	1,502

HIGHEST RETURN AVERAGE

27.4	1944
26.3	1953
26.2	2012
26.0	1946

FUMBLES

MOST FUMBLES

49	1960
44	1964, 1975
40	1961, 2001

MOST OWN FUMBLES RECOVERED

23	1960
21	1964, 1975, 1981

MOST OPPONENTS' FUMBLES RECOVERED

27	1950
26	1946
23	1980, 2010

PENALTIES

MOST PENALTIES

143	2005
127	2003
124	1998
122	1979
118	2004
116	1997
114	2018

MOST YARDS PENALIZED

1,115	2005
1,090	2003
1,047	1979
1,020	1983
1,016	1978

HONOR ROLL

GIANTS RUSHING HONOR ROLL (1933-11/2/2008)
100 YARDS OR MORE IN A GAME, CHRONOLOGICALLY

*Team Record
**Postseason Game

108	Harry Newman at. Bos.	10/8/33
107	Kink Richards vs. Bkn.	10/22/33
114	Harry Newman vs. G.B.	11/11/34
105	Ed Danowski vs. Bos.	11/25/34
102	Tuffy Leemans at. Pitt.	9/27/36
117	Tuffy Leemans vs. Chi. Cards	10/18/36
117	Tuffy Leemans vs. Phil.	10/25/36
118	Hank Soar at Phil.	10/3/37
159	Tuffy Leemans vs. G.B.	11/20/38
101	Tuffy Leemans vs. Clev.	11/10/40
101	Bill Paschal at. Bkn.	10/17/43
188	Bill Paschal vs. Wash.	12/5/43
139	Bill Paschall vs. Phil.	10/29/44
113	Bill Paschal vs. Bos.	11/5/44
103	Ward Cuff vs. G.B.	11/19/44
100	Ward Cuff vs. Wash.	12/3/44
143	Bill Paschal vs. Clev.	11/4/45
108	Frank Filchock at Pitt.	10/6/46
107	George Franck vs. Bos.	11/10/46
133	Frank Reagan vs. L.A.	12/1/46
125	"Choo Choo" Roberts vs. Chi. Cards	10/17/48
108	"Choo Choo"Roberts at NY Bulldogs	9/30/49
108	"Choo Choo" Roberts at Chi. Cards	10/30/49
121	Joe Scott vs, Clev.	10/22/50
218	"Choo Choo" Roberts vs. Chi. Cards	11/12/50
145	Ed Price at Balt.	11/19/50
101	Randall Clay vs. Phil.	11/26/50
156	Ed Price vs. N.Y. Yanks	11/26/50
103	Ed Price at Phil.	12/10/50
107	Ed Price vs. Chi. Cards	10/14/51
101	Ed Price vs. Phil.	10/21/51
171	Ed Price at Phil.	12/9/51
138	Ed Price at N.Y. Yanks	12/16/51
130	Ed Price at Dall.	9/28/52
119	Ed Price at Phil.	10/4/52
116	Ed Price at Chi. Cards.	11/2/52
106	Ed Price vs. S.F.	11/9/52
139	Alex Webster at Chi. Cards.	10/2/55
108	Frank Gifford vs. Wash.	12/2/56
132	Alex Webster at Phil.	12/15/56
115	Bob Epps at Wash.	10/13/57
126	Frank Gifford vs. Cards.	11/10/57
116	Mel Triplett vs. Clev.	11/29/59
137	Mel Triplett at Clev.	11/6/60
129	Bob Gaiters at Dall.	10/15/61
100	Alex Webster vs. Phil.	11/12/61
107	Alex Webster vs. Phil.	11/18/62
120	Joe Morrison at Phil.	9/29/63
101	Phil King vs. S.F.	11/17/63
160	Ernie Koy at Wash.	10/1/67
142	Ron Johnson vs. Phil.	10/11/70
140	Ron Johnson vs. Dall.	11/8/70
106	Ron Johnson vs. Wash.	11/15/70
100	Ron Johnson vs. Buff.	12/6/70
124	Ron Johnson at Phil.	10/2/72
134	Ron Johnson at St. Louis	11/19/72
123	Ron Johnson vs. Phil.	11/26/72
119	Ron Johnson at Cinn.	12/3/72
105	Vin Clements at Dallas	12/17/72
112	Ron Johnson vs. Phila.	9/23/73
101	Ron Johnson at Phila.	11/25/73
119	Doug Kotar vs. Atlanta	10/6/74
108	Doug Kotar at Rams	9/26/76
103	Doug Kotar vs. St. Louis	12/12/76
100	Larry Csonka vs. Chi.	12/18/77
118	Doug Kotar vs. St. Louis	12/10/78
148	Billy Taylor vs. Tampa Bay	10/7/79
126	Billy Taylor vs. Wash.	11/25/79
103	Billy Taylor at Seattle	12/7/80
103	Rob Carpenter vs. St. Louis	10/11/81
116	Rob Carpenter at Seattle	10/18/81
111	Rob Carpenter at Phila.	11/22/81
117	Rob Carpenter at St. Louis	12/13/81
161**	Rob Carpenter at Phila.	12/27/81
113	Rob Carpenter vs. L.A. Rams	9/4/83
111	Rob Carpenter at. Atlanta	9/11/83
116	Rob Carpenter vs. G.B.	9/26/83
159	Butch Woolfolk at Phila.	11/20/83
107	Joe Morris at. St. Louis	12/9/84
104	Joe Morris at N. Orleans	10/27/85
132	Joe Morris vs. Tampa Bay	11/3/85
118	Joe Morris at Washington	11/18/85
113	George Adams at St. Louis	11/24/85
131	Joe Morris vs. Cleveland	12/1/85
129	Joe Morris at Houston	12/8/85
202	Joe Morris vs. Pittsburgh	12/21/85
141**	Joe Morris vs. Pittsburgh	12/29/85
110	Joe Morris at L.A. Raiders	9/21/86
116	Joe Morris at Seattle	10/19/86
181	Joe Morris vs. Washington	10/27/86
181	Joe Morris vs. Dallas	11/2/86
111	Joe Morris at Phila.	11/9/86
106	Joe Morris vs. Denver	11/23/86
179	Joe Morris vs. St. Louis	12/14/86
115	Joe Morris vs. G.B.	12/20/86
159**	Joe Morris vs. S.F.	1/4/87
132	Joe Morris vs. Jets	12/27/87
107	Joe Morris at Dallas	9/18/88
122	Joe Morris vs. Phoenix	12/4/88
140	Joe Morris vs. Kansas City	12/11/88
101	Ottis Anderson vs. Wash.	10/15/89
120**	Ottis Anderson vs. L.A. Rams	1/7/90
105	Rodney Hampton vs. Buffalo	12/15/90
102**	Ottis Anderson vs. Buffalo	1/27/91
104	Rodney Hampton vs. Cleve.	9/22/91
137	Rodney Hampton vs. Pho.	10/6/91
140	Rodney Hampton vs. Hou.	12/21/91
167	Rodney Hampton vs. Pho.	10/11/92
138	Rodney Hampton at Wash.	11/1/92
134	Rodney Hampton vs. TB	9/12/93
134	Rodney Hampton vs. Rams	9/19/93
104	Lewis Tillman at Wash.	10/10/93
169	Lewis Tillman vs. Phila.	10/17/93
101	Rodney Hampton at Phila.	11/21/93
173	Rodney Hampton vs. Ind.	12/12/93
114	Rodney Hampton vs. Dallas	1/2/94
161	Rodney Hampton vs. Minn.	1/9/94
112	Rodney Hampton at Rams	10/16/94
138	Rodney Hampton vs. Det.	10/30/94
122	Rodney Hampton at Hou.	11/21/94
106	Rodney Hampton at Wash.	11/27/94
149	Rodney Hampton vs. N.O.	9/24/95
187	Rodney Hampton at Dallas	12/17/95
103	Tyrone Wheatley at Arizona	10/12/97
114	Charles Way vs. Arizona	11/16/97
114	Tiki Barber at Philadelphia	12/7/97
108	Gary Brown vs. Arizona	10/18/98
119	Gary Brown at Dallas	11/8/98
124	Gary Brown at Arizona	12/6/98
112	Gary Brown vs. Denver	12/13/98
103	Gary Brown vs. Kansas City	12/20/98
112	Gary Brown at Philadelphia	12/27/98
111	Joe Montgomery vs. Jets	12/5/99
144	Tiki Barber vs. Arizona	9/3/00
108	Ron Dayne vs. Dallas	10/15/00
111	Ron Dayne vs. New Orleans	9/30/01
118	Tiki Barber at Arizona	11/11/01
124	Tiki Barber vs. Oakland	11/25/01
110	Tiki Barber at Dallas	12/09/01
101	Tiki Barber vs. Jacksonville	11/03/02
127	Tiki Barber at Minnesota	11/10/02
147	Tiki Barber at Houston	11/24/02
203	Tiki Barber vs. Philadelphi	12/28/02
146	Tiki Barber vs. St. Louis	9/7/03
126	Tiki Barber at Washington	9/21/03
120	Tiki Barber vs. Atlantq	11/9/03
111	Tiki Barber at Philadelphia	11/16/03
125	Tiki Barber at Philadelphia	11/16/03
106	Tiki Barber vs. Cleveland	9/26/04
182	Tiki Barber at Green Bay	10/3/04
122	Tiki Barber at Dallas	10/10/04
101	Tiki Barber at Minnesota	10/31/04
108	Tiki Barber at Arizona	11/14/04
107	Tiki Barber vs. Atlanta	11/21/04
110	Tiki Barber vs. Philadelphia	11/28/04
109	Tiki Barber at Cincinnati	12/26/04

128	Tiki Barber vs. St. Louis	10/2/05
206	Tiki Barber vs. Washington	10/30/05
112	Tiki Barber vs. Philadelphia	11/20/05
151	Tiki Barber at Seattle	11/27/05
115	Tiki Barber vs. Dallas	12/4/05
124	Tiki Barber at Philadelphia	12/11/05
220*	Tiki Barber vs. Kansas City	12/17/05
203	Tiki Barber at Oakland	12/31/05
110	Tiki Barber vs. Indianapolis	9/10/06
123	Tiki Barber vs. Washington	10/08/06
185	Tiki Barber at Atlanta	10/15/06
114	Tiki Barber at Dallas	10/23/06
115	Tiki Barber vs. Houston	11/5/06
141	Tiki Barber vs. Chicago	11/12/06
112	Tiki Barber at Carolina	12/10/06
234*	Tiki Barber at Washington	12/30/06
137**	Tiki Barber at Philadelphia	1/07/07
100	Brandon Jacobs vs. Jets	10/7/07
107	Brandon Jacobs vs. San Francisco	10/21/07
131	Brandon Jacobs at Miami	10/28/07
154	Derrick Ward at Chicago	12/2/07
130	Brandon Jacobs vs. Washington	12/16/07
151	Ahmad Bradshaw at Buffalo	12/23/07
143	Brandon Jacobs at Buffalo	12/23/07
116	Brandon Jacobs vs. Washington	9/4/08
136	Brandon Jacobs vs. Seattle	10/5/08
101	Derrick Ward at Cleveland	10/13/08
117	Brandon Jacobs vs. Dallas	11/2/08

GIANTS HONOR ROLL RUSHING (11/9/2008-PRESENT)

100 YARDS OR MORE IN A GAME, CHRONOLOGICALLY

*Team Record
**Postseason Game

126	Brandon Jacobs at Philadelphia	11/9/08
215	Derrick Ward vs. Carolina	12/21/08
104	Ahmad Bradshaw at Tampa Bay	9/27/09
110	Ahmad Bradshaw vs. Oakland	10/4/09
129	Ahmad Bradshaw vs. Chicago	10/3/10
133	Ahmad Bradshaw vs. Detroi	10/17/10
126	Ahmad Bradshaw at Dallas	10/25/10
103	Brandon Jacobs vs. Washington	12/5/10
116	Brandon Jacobs at Minnesota	12/13/10
103	Ahmad Bradshaw at Minnesota	12/13/10
104	Ahmad Bradshaw vs. Buffalo	10/16/11
101	Brandon Jacobs at Dallas	12/11/11
113	Andre Brown at Carolina	9/20/12
200	Ahmad Bradshaw vs. Cleveland	10/7/12
116	Ahmad Bradshaw at San Francisco	10/14/12
103	Ahmad Bradshaw at Washington	12/3/12
100	David Wilson vs. New Orleans	12/9/12
107	Ahmad Bradshaw vs. Philadelphia	12/30/12
106	Brandon Jacobs at Chicago	10/10/13
115	Andre Brown vs. Oakland	11/10/13
127	Andre Brown vs. Dallas	11/24/13
176	Rashad Jennings vs. Houston	9/21/14
131	Andre Williams at Tennessee	12/7/14
110	Andre Williams at St. Louis	12/21/14
107	Rashad Jennings vs. Carolina	12/20/15
170	Rashad Jennings vs. Philadelphia	1/3/16
121	Paul Perkins at Washington	1/1/17
117	Orleans Darkwa at Denver	10/15/17
154	Orleans Darkwa vs. Washington	12/31/17
106	**Saquon Barkley vs. Jacksonville**	**9/9/18**
130	**Saquon Barkley vs. Philadelphia**	**10/11/18**
142	**Saquon Barkley vs. Tampa Bay**	**11/18/18**
101	**Saquon Barkley at Philadelphia**	**11/25/18**
125	**Saquon Barkley vs. Chicago**	**12/2/18**
170	**Saquon Barkley at Washington**	**12/9/18**
109	**Saquon Barkley vs. Dallas**	**12/30/18**
120	**Saquon Barkley at Dallas**	**9/8/19**
107	**Saquon Barkley vs. Buffalo**	**9/15/19**
112	**Saquon Barkley vs. Miami**	**12/15/19**
135	Wayne Gallman Jr. at Seattle	12/6/20
102	**Saquon Barkley at Chicago**	**1/2/22**
164	**Saquon Barkley at Tennessee**	**9/11/22**
146	**Saquon Barkley vs. Chicago**	**10/2/22**
110	**Saquon Barkley at Jacksonville**	**10/23/22**
152	**Saquon Barkley vs. Houston**	**11/13/22**

GIANTS PASSING HONOR ROLL

300 YARDS OR MORE IN A GAME, CHRONOLOGICALLY

*Team Record
**Postseason Game

341	Paul Governali vs. Phil.	11/9/47
363	Charlie Conerly at Pitt.	12/5/48
357	Charlie Conerly at G.B.	11/13/49
321	Charlie Conerly at Rams	9/26/59
315	Y.A. Tittle at Wash.	10/1/61
307	Y.A. TIttle vs. Phil.	11/12/61
314	Y.A. Tittle vs. Pitt.	11/19/61
332	Y.A. Tittle at Pitt.	9/30/62
505	Y.A. Titlle vs. Wash.	10/28/62
315	Y.A. Tittle at Dall.	11/11/62
341	Y.A. Tittle vs. Dall.	12/16/62
324	Y.A. Tittle at Wash.	10/6/63
308	Y.A. Tittle vs. Pitt.	12/15/63
348	Fran Tarkenton vs. N.O.	10/8/67
325	Fran Tarkenton vs. St Louis	12/8/68
320	Fran Tarkenton vs. Wash.	11/15/70
302	Fran Tarkenton at Pitt.	11/21/71
372	Randy Johnson vs. Phil.	12/19/71
348	Randy Johnson at St. Louis	10/28/73
300	Phil Simms vs. S.F.	10/14/79
351	Phil Simms vs. Dallas	11/9/80
322	Phil Simms vs. G.B.	11/16/80
324	Phil Simms vs. N. Orleans	9/20/81
310	Scott Brunner vs. Atlanta	9/12/82
326	Scott Brunner at St. Louis	12/26/82
395	Scott Brunner vs. San Diego	10/2/83
325	Jeft Rutledge vs. Dallas	10/30/83
346	Scott Brunner at Raiders	11/27/83
349	Jeff Rutledge vs. Seattle	12/11/83
324	Jeff Rutledge at Wash.	12/17/83
409	Phil Simms vs. Phila.	9/2/84
347	Phil Simms at Wash.	9/16/84
339	Phil Simms vs. Wash.	10/28/84
343	Phil Simms vs. Kansas City	11/25/84
432	Phil Simms vs. Dallas	10/6/85
513*	Phil Simms at Cincinnati	10/13/85
329	Phil Simms at Dallas	12/15/85
300	Phil Simms at Dallas	9/8/86
300	Phil Simms vs. San Diego	9/14/86
310	Phil Simms at Minn.	11/16/86
388	Phil Simms at S.F.	12/1/86
359	Phil Simms at ST. Louis	12/13/87
309	Phil Simms vs. L.A. Rams	9/25/88
324	Phil Simms at Phil.	10/10/88
320	Phil Simms vs. Detroit	10/16/88
326	Phil Simms at S.F.	11/27/89
368	Jeff Hostetler at Dallas	9/29/91
337	Phil Simms vs. Phoenix	11/28/93
341	Kerry Collins vs. NY Jets	12/5/99
316	Kerry Collins at Dallas	1/2/00
350	Kerry Collins vs. Detroit	11/19/00
333	Kerry Collins vs. Pitt.	12/10/00
321	Kerry Collins vs. Jacksonville	12/23/00
381**	Kerry Collins vs. Minnesota	1/14/01
346	Kerry Collins at Washington	10/28/01
321	Kerry Collins at Minnesota	11/19/01
338	Kerry Collins vs. Seattle	12/23/01
303	Kerry Collins at Phil.	12/30/01
386	Kerry Collins vs. G.B.	1/06/02
342	Kerry Collins vs. San Francisco	9/05/02
307	Kerry Collins at St. Louis	9/15/02
300	Kerry Collins at Minnesota	11/10/02
366	Kerry Collins at Indianapolis	12/22/02
314	Kerry Collins at New England	10/5/03
375	Kerry Collins at Minnesota	10/26/03
303	Kerry Collins at Jets	11/2/03
352	Eli Manning at San Diego	9/25/05
344	Eli Manning at Seattle	11/27/05
312	Eli Manning at Philadelphia	12/11/05
371	Eli Manning at Philadelphia	9/17/06
312	Eli Manning at Dallas	9/9/07
303	Eli Manning at Atlanta	10/15/07
305	Eli Manning at Washington	11/30/08
330	Eli Manning at Dallas	9/20/09
384	Eli Manning vs. Atlanta	11/22/09
390	Eli Manning vs. Philadelphia	12/13/09
386	Eli Manning vs. Tennessee	9/26/10
306	Eli Manning at Dallas	10/25/10
373	Eli Manning vs. Dallas	11/14/10
301	Eli Manning at Green Bay	12/26/10
321	Eli Manning at Arizona	10/2/11

420	Eli Manning vs. Seattle	10/9/11
349	Eli Manning vs. Miami	10/30/11
311	Eli Manning at San Francisco	11/13/11
406	Eli Manning at New Orleans	11/28/11
347	Eli Manning vs. Green Bay	12/4/11
400	Eli Manning at Dallas	12/11/11
346	Eli Manning vs. Dallas	1/1/12
330**	Eli Manning at Green Bay	1/15/12
316**	Eli Manning at San Francisco	1/22/12
510	Eli Manning vs. Tampa Bay	9/16/12
309	Eli Manning at Philadelphia	9/30/12
337	Eli Manning vs. Washington	10/21/12
450	Eli Manning at Dallas	9/8/13
362	Eli Manning vs. Denver	9/15/13
334	Eli Manning vs. Philadelphia	10/6/13
300	Eli Manning vs. Washington	9/25/14
359	Eli Manning vs. Indianapolis	11/3/14
338	Eli Manning vs. Dallas	11/23/14
391	Eli Manning at St. Louis	12/21/14
429	Eli Manning vs. Philadelphia	12/28/14
441	Eli Manning vs. San Francisco	10/11/15
350	Eli Manning at New Orleans	11/1/15
361	Eli Manning vs. New England	11/15/15
321	Eli Manning at Washington	11/29/15
337	Eli Manning at Miami	12/14/15
302	Eli Manning vs. Philadelphia	1/3/16
368	Eli Manning vs. New Orleans	9/18/16
350	Eli Manning vs. Washington	9/25/16
403	Eli Manning vs. Baltimore	10/16/16
356	Eli Manning at Philadelphia	12/22/16
366	Eli Manning at Philadelphia	9/24/17
434	Eli Manning vs. Philadelphia	12/17/17
326	Eli Manning at Carolina	10/7/18
399	Eli Manning at Atlanta	10/22/18
316	Eli Manning vs. Washington	10/28/18
309	Eli Manning at Indianapolis	12/23/18
301	Eli Manning vs. Dallas	12/30/18
336	**Daniel Jones at Tampa Bay**	**9/22/19**
332	**Daniel Jones at Detroit**	**10/27/19**
308	**Daniel Jones at NY Jets**	**11/10/19**
352	**Daniel Jones at Washington**	**12/22/19**
301	**Daniel Jones vs. Philadelphia**	**12/29/19**
402	**Daniel Jones at New Orleans**	**10/3/21**
341	**Daniel Jones vs. Detroit**	**11/20/22**
334	**Daniel Jones at Minnesota**	**12/24/22**
301**	**Daniel Jones at Minnesota**	**1/15/23**

GIANTS RECEIVING HONOR ROLL (1960-11/12/2000)

100 YARDS OR MORE IN A GAME, CHRONOLOGICALLY (SINCE 1960)

*Team Record

**Postseason Game

135	Kyle Rote at St. Louis	10/2/60
116	Kyle Rote at Pittsburgh	10/9/60
124	Kyle Rote at Philadelphia	11/27/60
180	Bob Schnelker vs. Cleveland	12/18/60
105	Kyle Rote at Washington	10/1/61
103	Del Shofner at Washington	10/1/61
122	Del Shofner vs. Washington	11/5/61
137	Del Shofner vs. Philadelphia	11/12/61
129	Kyle Rote vs. Pittsburgh	11/19/61
100	Joe Walton at Philadelphia	12/10/61
135	Del Shofner at Philadelphia	9/23/62
101	Alex Webster at Pittsburgh	9/30/62
127	Frank Gifford vs. Washington	10/28/62
269*	Del Shofner vs. Washington	10/28/62
158	Del Shofner at Dallas	11/11/62
125	Del Shofner at Washington	11/25/62
155	Alex Webster vs. Dallas	12/16/62
101	Phil King at Baltimore	9/15/63
107	Del Shofner at Washington	10/6/63
105	Joe Walton vs. Dallas	10/20/63
108	Del Shofner at Cleveland	10/27/63
119	Del Shofner vs. Philadelphia	11/10/63
159	Del Shofner vs. San Francisco	11/17/63
106	Del Shofner vs. St. Louis	11/24/63
110	Del Shofner vs. Pittsburgh	12/15/63
122	Joe Morrison vs. St. Louis	11/1/64
121	Aaron Thomas vs. Minnesota	12/6/64
147	Joe Morrison vs. Cleveland	12/12/64
117	Aaron Thomas at Minnesota	10/9/65
145	Aaron Thomas vs. Philadelphia	10/17/65
102	Homer Jones vs. Philadelphia	10/17/65
118	Homer Jones at Cleveland	11/14/65
182	Homer Jones at Washington	12/12/65
173	Homer Jones at Pittsburgh	9/11/66
146	Homer Jones vs. Washington	10/16/66
111	Homer Jones vs. Pittsburgh	12/11/66
131	Joe Morrison vs. Dallas	12/18/66
175	Homer Jones at St. Louis	9/17/67
196	Homer Jones at Washington	10/1/67
123	Aaron Thomas vs. New Orleans	10/8/67
125	Joe Morrison at Pittsburgh	10/15/67
110	Aaron Thomas vs. Cleveland	10/29/67
149	Homer Jones at Minnesota	11/5/67
125	Homer Jones vs. St. Louis	12/17/67
101	Homer Jones at Pittsburgh	9/15/68
179	Homer Jones vs. Washington	9/29/68
116	Homer Jones vs. New Orleans	10/6/68
108	Homer Jones at Atlanta	10/13/68
109	Joe Morrison vs. St. Louis	12/8/68
142	Homer Jones vs. St. Louis	12/8/68
107	Aaron Thomas vs. Dallas	12/15/68
100	Homer Jones vs. Minnesota	9/21/69
127	Aaron Thomas at St. Louis	11/9/69
110	Homer Jones vs. St. Louis	12/7/69
134	Joe Morrison vs. Cleveland	12/21/69
110	Clifton McNeil vs. St. Louis	10/25/70
150	Bob Tucker vs. St. Louis	10/25/70
165	Tucker Frederickson vs. Washington	11/15/70
151	Rich Houston at Green Bay	9/19/71
111	Bobby Duhon at Dallas	10/11/71
108	Bob Tucker at Pittsburgh	11/21/71
160	Joe Morrison vs. Philadelphia	12/19/71
116	Bob Tucker vs. Philadelphia	12/19/71
176	Rich Houston vs. Dallas	9/24/72
100	Bob Tucker vs. Philadelphia	11/26/72
136	Bob Tucker vs. Philadelphia	9/23/73
137	Bob Grim at St. Louis	10/28/73
101	Ron Johnson at Washington	12/2/73
100	Walker Gillette vs. Philadelphia	12/8/74
100	Walker Gillette vs. St. Louis	10/25/75
105	Walker Gillette at Washington	9/12/76
132	Doug Kotar at St. Louis	10/3/76
102	Jimmy Robinson vs. Philadelphia	10/31/76
118	Jimmy Robinson at Atlanta	10/2/77
110	Johnny Perkins at Tampa Bay	9/2/78
100	Jimmy Robinson vs. Dallas	9/10/78
169	Earnest Gray vs. San Francisco	10/14/79
107	Earnest Gray at Kansas City	10/21/79
174	Earnest Gray at St. Louis	9/7/80
137	Mike Friede vs. Dallas	11/9/80
119	Earnest Gray vs. Green Bay	11/16/80
108	Mike Friede vs. Green Bay	11/16/80
114	Earnest Gray at Seattle	12/7/80
118	Johnny Perkins vs. New Orleans	9/20/81
101	Gary Shirk vs. New Orleans	9/20/81
129	Johnny Perkins at Dallas	9/27/81
126	Johnny Perkins at Atlanta	10/25/81
118**	Earnest Gray at San Francisco	1/3/82
121**	Johnny Perkins at San Francisco	1/3/82
102	Butch Woolfolk vs. Houston	12/5/82
148	Floyd Eddings vs. Philadelphia	12/11/82
124	Earnest Gray at Dallas	9/18/83
159	Earnest Gray vs. San Diego	10/2/83
111	Earnest Gray at Kansas City	10/16/83
135	Butch Woolfolk vs. Dallas	10/30/83
145	Earnest Gray vs. Washington	11/13/83
119	Byron Williams at L.A. Raiders	11/27/83
134	Earnest Gray at L.A. Raiders	11/27/83
103	Byron Williams vs. Seattle	12/11/83
124	Byron Williams at Washington	12/17/83
137	Bobby Johnson vs. Philadelphia	9/2/84
167	Byron Williams vs. Philadelphia	9/2/84
117	Bobby Johnson at Washington	9/16/84
112	Earnest Gray at L.A. Rams	9/30/84
120	Lionel Manuel at Atlanta	10/14/84
128	Earnest Gray vs. Washington	10/28/84
102	Lionel Manuel at Dallas	11/04/84
126	Zeke Mowatt vs. Kansas City	11/25/84
105	Lionel Manuel at Green Bay	9/15/85
129	Lionel Manuel vs. Dallas	10/6/85
104	Bobby Johnson vs. Dallas	10/6/85
111	Lionel Manuel at Cincinnati	10/13/85

176	Mark Bavaro at Cincinnati	10/13/85
128	Phil McConkey at Dallas	12/15/85
105	Bobby Johnson at Dallas	9/8/86
106	Mark Bavaro at L.A. Raiders	9/21/86
110	Mark Bavaro vs. New Orleans	9/28/86
116	Stacy Robinson @ San Francisco	12/1/86
111	Mark Bavaro @ Washington	12/7/86
151	Lionel Manuel at Dallas	11/2/87
105	Lionel Manuel at Philadelphia	11/15/87
102	Mark Bavaro at Philadelphia	11/15/87
100	Stephen Baker at New Orleans	11/22/87
133	Mark Bavaro vs. Philadelphia	12/6/87
137	Mark Bavaro at St. Louis	12/13/87
109	Mark Bavaro vs. Jets	12/27/87
142	Lionel Manuel at Dallas	9/18/88
103	Odessa Turner at Washington	10/2/88
148	Mark Bavaro at Philadelphia	10/10/88
104	Stephen Baker at Atlanta	10/23/88
106	Lionel Manuel vs. Dallas	11/6/88
134	Stephen Baker at New Orleans	11/27/88
126	Lionel Manuel vs. Philadelphia	12/3/89
109	Stephen Baker at Washington	10/14/90
142	Mark Ingram at Dallas	9/29/91
116	Mark Ingram at Cincinnati	12/1/91
109	Stephen Baker at Chicago	9/21/92
105	Ed McCaffrey at Dallas	11/26/92
124	Mike Sherrard at Washington	10/10/93
113	Mark Jackson vs. Phoenix	11/28/93
109	Mike Sherrard at Houston	11/21/94
101	Mike Sherrard at Cleveland	12/4/94
100	Chris Calloway at Kansas City	9/10/95
128	Mike Sherrard at Seattle	11/5/95
126	Thomas Lewis at Philadelphia	11/19/95
125	Thomas Lewis at Washington	10/20/96
108	Chris Calloway at Washington	10/20/96
145	Chris Calloway at Detroit	10/19/97
100	Kevin Alexander vs. Cincinnati	10/26/97
141	Ike Hilliard at San Francisco	11/30/98
114	Ike Hilliard vs. Washington	9/19/99
105	Amani Toomer vs. Washington	9/19/99
123	Amani Toomer vs. Philadelphia	10/3/99
101	Ike Hilliard at Washington	11/21/99
181	Amani Toomer vs. Jets	12/5/99
121	Ike Hilliard vs. Jets	12/5/99
162	Amani Toomer at St. Louis	12/19/99

GIANTS RECEIVING HONOR ROLL (11/19/2000-PRESENT)

100 YARDS OR MORE IN A GAME, CHRONOLOGICALLY

*Team Record

**Postseason Game

108	Amani Toomer vs. Detroit	11/19/00
136	Amani Toomer vs. Pittsburgh	12/10/00
193	Amani Toomer vs. Jacksonville	12/23/00
155*	Ike Hilliard vs. Minnesota	1/14/01
109	Amani Toomer at Washington	10/28/01
106	Ike Hilliard at Minnesota	11/19/01
124	Amani Toomer vs. Seattle	12/23/01
105	Ike Hilliard vs. Seattle	12/23/01
134	Amani Toomer vs. San Francisco	9/05/02
100	Amani Toomer vs. Seattle	9/22/02
107	Ron Dixon at Minnesota	11/10/02
111	Jeremy Shockey vs. Washington	11/17/02
113	Amani Toomer at Houston	11/24/02
104	Amani Toomer vs. Tennessee	12/1/02
204	Amani Toomer at Indianapolis	12/22/02
116	Jeremy Shockey at Indianapolis	12/22/02
136**	Amani Toomer at San Francisco	1/5/03
126	Amani Toomer vs. Dallas	9/15/03
110	Jeremy Shockey vs. Miami	10/5/03
100	Ike Hilliard at Minnesota	10/26/03
127	Amani Toomer at Jets	11/2/03
106	David Tyree at Philadelphia	11/16/03
110	Amani Toomer vs. Buffalo	11/30/03
126	Amani Toomer vs. Cleveland	9/26/04
102	Tiki Barber vs. Detroit	10/24/04
100	Amani Toomer at Arizona	11/14/04
102	Jamaar Taylor vs. Philadelphia	11/28/04
101	Jeremy Shockey at San Diego	9/25/05
204	Plaxico Burress vs. St. Louis	10/2/05
129	Jeremy Shockey at Dallas	10/16/05
111	Tiki Barber vs. Minnesota	11/13/05
113	Plaxico Burress vs. Philadelphia	11/20/05
127	Jeremy Shockey at Seattle	11/27/05
109	Plaxico Burress at Seattle	11/27/05
107	Jeremy Shockey at Philadelphia	12/11/05
128	Plaxico Burress at Oakland	12/31/05
137	Amani Toomer at Philadelphia	9/17/06
114	Plaxico Burress at Philadelphia	9/17/06
120	Plaxico Burress vs. Philadelphia	12/17/06
144	Plaxico Burress at Dallas	9/9/07
124	Plaxico Burress vs. Jets	10/7/07
129	Jeremy Shockey vs. Dallas	11/11/07
136	Plaxico Burress at Philadelphia	12/9/07
151*	Plaxico Burress at Green Bay	1/20/08
133	Plaxico Burress vs. Washington	9/4/08
102	Domenik Hixon vs. Seattle	10/5/08
150	Mario Manningham at Dallas	9/20/09
134	Steve Smith at Dallas	9/20/09
134	Steve Smith at Kansas City	10/4/09
114	Hakeem Nicks at New Orleans	10/18/09
126	Mario Manningham vs. Atlanta	11/22/09
110	Steve Smith vs. Dallas	12/6/09
110	Hakeem Nicks vs. Philadelphia	12/13/09
103	Steve Smith vs. Tennessee	9/26/10
110	Hakeem Nicks vs. Chicago	10/3/10
130	Hakeem Nicks at Houston	10/10/10
108	Hakeem Nicks at Dallas	10/25/10
101	Steve Smith at Dallas	10/25/10
128	Hakeem Nicks at Seattle	1/7/10
113	Mario Manningham vs. Philadelphia	12/19/10
132	Mario Manningham at Green Bay	12/26/10
101	Mario Manningham at Washington	1/2/11
122	Hakeem Nicks at Washington	9/11/11
110	Victor Cruz at Philadelphia	9/25/11
162	Hakeem Nicks at Arizona	10/2/11
161	Victor Cruz vs. Seattle	10/9/11
128	Victor Cruz vs. Philadelphia	11/20/11
157	Victor Cruz at New Orleans	11/28/11
119	Victor Cruz vs. Green Bay	12/4/11
163	Hakeem Nicks at Dallas	12/11/11
164	Victor Cruz at Jets	12/24/11
178	Victor Cruz vs. Dallas	1/1/12
115**	Hakeem Nicks vs. Atlanta	1/8/12
165**	Hakeem Nicks at Green Bay	1/15/12
142**	Victor Cruz at San Francisco	1/22/12
109**	Hakeem Nicks vs. New England	2/5/12
179	Victor Cruz vs. Tampa Bay	9/16/12
199	Hakeem Nicks vs. Tampa Bay	9/16/12
138	Ramses Barden at Carolina	9/20/12
109	Victor Cruz at Philadelphia	9/30/12
131	Victor Cruz vs. Washington	10/21/12
104	Victor Cruz at Washington	12/3/12
121	Victor Cruz vs. New Orleans	12/9/12
118	Victor Cruz at Dallas	9/8/13
114	Hakeem Nicks at Dallas	9/8/13
101	Rueben Randle at Dallas	9/8/13
118	Victor Cruz vs. Denver	9/15/13
164	Victor Cruz at Kanas City	9/29/13
142	Hakeem Nicks vs. Philadelphia	10/6/13
110	Victor Cruz vs. Green Bay	11/17/13
135	Hakeem Nicks at San Diego	12/8/13
107	Victor Cruz vs. Houston	9/21/14
108	Victor Cruz at Washington	9/25/14
156	Odell Beckham Jr. vs. Indianapolis	11/3/14
108	Odell Beckham Jr. at Seattle	11/9/14
112	Rueben Randle vs. San Francisco	11/16/14
146	Odell Beckham Jr. vs. Dallas	11/23/14
130	Odell Beckham Jr. at Tennessee	12/7/14
143	Odell Beckham Jr. vs. Washington	12/14/14
148	Odell Beckham Jr. at St. Louis	12/21/14
132	Rueben Randle at St. Louis	12/21/14
185	Odell Beckham Jr. vs. Philadelphia	12/28/14
158	Rueben Randle vs. Philadelphia	12/28/14
146	Odell Beckham Jr. vs. Atlanta	9/20/15
116	Rueben Randle vs. Washington	9/24/15
121	Odell Beckham Jr. vs. San Francisco	10/11/15
130	Odell Beckham Jr. at New Orleans	11/1/15
105	Odell Beckham Jr. at Tampa Bay	11/8/15
104	Odell Beckham Jr. vs. New England	11/15/15
142	Odell Beckham Jr. at Washington	11/29/14
149	Odell Beckham Jr. vs. Jets	12/6/15
166	Odell Beckham Jr at Miami	12/14/15
117	**Sterling Shepard vs. New Orleans**	**9/18/16**

121	Odell Beckham Jr. vs. Washington	9/25/16
222	Odell Beckham Jr. vs. Baltimore	10/16/16
100	Odell Beckham Jr. at Pittsburgh	12/4/16
150	Odell Beckham Jr. at Philadelphia	12/22/16
142	**Sterling Shepard at San Francisco**	**11/5/17**
139	**Sterling Shepard vs. Philadelphia**	**12/17/17**
111	Odell Beckham Jr. vs. Jacksonville	9/9/18
109	Odell Beckham Jr. at Houston	9/23/18
131	Odell Beckham Jr. at Carolina	10/7/18
143	Odell Beckham Jr. at Atlanta	10/22/18
167	**Sterling Shepard at Atlanta**	**10/22/18**
136	Odell Beckham Jr. vs. Washington	10/28/18
113	**Sterling Shepard at Indianapolis**	**12/23/18**
116	Evan Engram at Dallas	9/8/19
100	**Sterling Shepard vs. Tampa Bay**	**9/22/19**
113	Evan Engram vs. Tampa Bay	9/22/19
102	Golden Tate at New England	10/10/19
121	**Darius Slayton at Jets**	**11/10/19**
154	**Darius Slayton at Philadelphia**	**12/9/19**
111	**Sterling Shepard vs. Miami**	**12/15/19**
102	**Darius Slayton vs. Pittsburgh**	**9/14/20**
129	**Darius Slayton at Dallas**	**10/11/20**
129	Evan Engram at Cincinnati	11/29/20
112	**Sterling Shepard vs. Dallas**	**1/2/21**
113	**Sterling Shepard vs. Denver**	**9/12/21**
116	Kenny Golladay at New Orleans	10/2/21
189	Kadarius Toney at Dallas	10/10/21
105**	**Isaiah Hodgins at Minnesota**	**1/15/23**

YEARLY LEADERS

SCORING

YEAR	PLAYER	TD	PAT	FG	PTS
1925	Jack McBride	2	7	2	25
1926	Jack McBride	5	15	1	48
1927	Jack McBride	6	15	2	57
1928	Jack McBride	5	0	0	30
1929	Henry Haines	11	0	0	66
1930	Len Sedbrook	7	12	1	57
1931	Hap Moran	5	8	1	35
1932	Ray Flaherty	5	0	0	30
1933	Ken Strong	6	13	5	64
1934	Ken Strong	6	8	4	56
1935	Dale Burnett	6	0	0	36
1936	Tillie Manton	1	15	0	21
1937	Ward Cuff	4	0	2	30
1938	Ward Cuff	2	18	5	45
1939	Ward Cuff	2	6	7	39
1940	Ward Cuff	2	9	5	36
1941	Ward Cuff	2	19	5	46
1942	Ward Cuff	2	18	3	39
1943	Bill Paschal	12	0	0	72
1944	Bill Paschal	9	0	0	54
1945	Frank Liebel	10	0	0	60
1946	Ken Strong	0	32	4	44
1947	Ken Strong	0	24	2	30
1948	Bill Swiacki	10	0	0	60
1949	Gene Roberts	17	0	0	102
1950	Ray Poole	0	30	5	45
1951	Ray Poole	0	30	12	66
1952	Ray Poole	0	26	10	56
1953	Frank Gifford	9	2	1	47
1954	Ben Agajanian	0	35	13	74
1955	Ben Agajanian	0	32	10	62
1956	Frank Gifford	0	8	1	65
1957	Ben Agajanian	0	32	10	62
1958	Pat Summerall	0	28	12	64
1959	Pat Summerall	0	30	20	90
1960	Pat Summerall	0	32	13	71
1961	Pat Summerall	0	46	14	88
1962	Don Chandler	0	*47	19	104
1963	Don Chandler	0	52	18	106
1964	Don Chandler	0	27	9	54
1965	Tucker Frederickson	6	0	0	36
	Homer Jones	6	0	0	36
1966	Pete Gogolak	0	29	16	77
1967	Homer Jones	14	0	0	84
1968	Pete Gogolak	0	36	14	78
1969	Pete Gogolak	0	33	11	66
	Joe Morrison	11	0	0	66
1970	Pete Gogolak	0	32	25	107
1971	Pete Gogolak	0	30	6	48
1972	Pete Gogolak	0	34	21	97
1973	Pete Gogolak	0	25	17	76
1974	Pete Gogolak	0	21	10	51
1975	George Hunt	0	24	6	42
1976	Joe Danelo	0	20	8	44
1977	Joe Danelo	0	19	14	61
1978	Joe Danelo	0	27	21	90
1979	Billy Taylor	11	0	0	66
1980	Joe Danelo	0	27	16	75
1981	Joe Danelo	0	31	24	103
1982	Joe Danelo	0	18	12	54
1983	Ali Haji-Sheikh	0	22	*35	127
1984	Ali Haji-Sheikh	0	32	17	83
1985	Joe Morris	21	0	0	126
1986	Raul Allegre	0	33	24	105
1987	Raul Allegre	0	25	17	76
1988	Paul McFadden	0	25	14	67
1989	Ottis Anderson	14	0	0	84
1990	Matt Bahr	0	29	17	80
1991	Matt Bahr	0	24	22	90
1992	Rodney Hampton	14	0	0	84
1993	David Treadwell	0	28	25	103
1994	David Treadwell	0	22	11	55
1995	Brad Daluiso	0	28	20	88
1996	Brad Daluiso	0	22	24	94
1997	Brad Daluiso	0	27	22	93
1998	Brad Daluiso	0	32	21	95
1999	Carey Blanchard	0	19	18	73
2000	Brad Daluiso	0	34	17	85
2001	Morten Andersen	0	29	23	98
2002	Matt Bryant	0	30	26	108
2003	Matt Bryant	0	17	11	50
2004	Steve Christie	0	33	22	99
2005	Jay Feely	0	43	*35	*148
2006	Jay Feely	0	38	23	107
2007	Lawrence Tynes	0	40	23	109
2008	John Carney	0	38	35	143
2009	Lawrence Tynes	0	45	27	126
2010	Lawrence Tynes	0	43	19	100
2011	Lawrence Tynes	0	43	19	100
2012	Lawrence Tynes	0	46	33	1445
2013	Josh Brown	0	31	23	100
2014	Josh Brown	0	44	24	116
2015	Josh Brown	0	44	30	134
2016	Odell Beckham Jr.	10	0	0	60
2017	Aldrick Rosas	0	20	18	74
2018	Aldrick Rosas	0	31	32	127
2019	Aldrick Rosas	0	33	11	66
2020	**Graham Gano**	**0**	**21**	**31**	**114**
2021	**Graham Gano**	**0**	**17**	**29**	**104**
2022	**Graham Gano**	**0**	**32**	**29**	**119**

*Single Season Club Record

RUSHING

YEAR	PLAYER	YDS	ATT	TD
1932	John McBride	302	84	1
1933	Harry Newman	437	130	3
1934	Harry Newman	483	141	3
1935	Elvin Richards	449	153	4
1936	Tuffy Leemans	830	206	2
1937	Hank Soar	442	120	2
1938	Tuffy Leemans	463	121	4
1939	Tuffy Leemans	429	128	3
1940	Tuffy Leemans	474	132	1
1941	Tuffy Leemans	332	100	4
1942	Merle Hapes	363	95	3
1943	Bill Paschal	572	147	10
1944	Bill Paschal	737	196	9
1945	Bill Paschal	247	59	2
1946	Frank Filchock	371	98	2
1947	Gene Roberts	296	86	1
1948	Gene Roberts	491	145	0
1949	Gene Roberts	634	152	9
1950	Eddie Price	703	126	4
1951	Eddie Price	971	271	7
1952	Eddie Price	748	183	5
1953	Sonny Grandelius	278	108	1
1954	Eddie Price	555	135	2
1955	Alex Webster	634	128	5
1956	Frank Gifford	819	159	5
1957	Frank Gifford	528	136	5

1958	Frank Gifford	468	115	8
1959	Frank Gifford	540	106	3
1960	Mel Triplett	573	124	4
1961	Alex Webster	928	196	2
1962	Alex Webster	743	207	5
1963	Phil King	613	161	3
1964	Ernie Wheelwright	402	100	0
1965	Tucker Frederickson	659	195	5
1966	Joe Morrison	327	94	0
1967	Ernie Koy	704	146	4
1968	Tucker Frederickson	486	142	1
1969	Joe Morrison	387	107	4
1970	Ron Johnson	1,027	263	8
1971	Bobby Duhon	344	93	1
1972	Ron Johnson	1,182	298	9
1973	Ron Johnson	902	260	6
1974	Joe Dawkins	561	156	2
1975	Joe Dawkins	438	129	2
1976	Doug Kotar	731	185	3
1977	Bob Hammond	577	154	3
1978	Doug Kotar	625	149	1
1979	Billy Taylor	700	198	7
1980	Billy Taylor	580	147	4
1981	Rob Carpenter	748	190	5
1982	Butch Woolfork	439	112	2
1983	Butch Woolfork	857	246	2
1984	Rob Carpenter	795	250	7
1985	Joe Morris	1,336	194	*21
1986	Joe Morris	1,516	341	14
1987	Joe Morris	658	193	3
1988	Joe Morris	1,083	307	5
1989	Ottis Anderson	1,023	325	14
1990	Ottis Anderson	784	225	11
1991	Rodney Hampton	1,059	256	10
1992	Rodney Hampton	1,141	247	14
1993	Rodney Hampton	1,077	292	5
1994	Rodney Hampton	1,075	327	6
1995	Rodney Hampton	1,182	306	10
1996	Rodney Hampton	827	254	1
1997	Charles Way	698	151	4
1998	Gary Brown	1,063	247	5
1999	Joe Montgomery	348	115	3
2000	Tiki Barber	1,006	213	8
2001	Tiki Barber	865	166	4
2002	Tiki Barber	1,387	304	11
2003	Tiki Barber	1,216	278	2
2004	Tiki Barber	1,518	322	13
2005	Tiki Barber	*1,860	*357	9
2006	Tiki Barber	1,662	327	5
2007	Brandon Jacobs	1,009	202	4
2008	Brandon Jacobs	1,089	219	15
2009	Brandon Jacobs	835	224	5
2010	Ahmad Bradshaw	1,235	276	8
2011	Ahmad Bradshaw	659	171	9
2012	Ahmad Bradshaw	1,015	221	6
2013	Andre Brown	492	139	3
2014	Andre Williams	721	217	7
2015	Rashad Jennings	863	195	3
2016	Rashad Jennings	593	181	3
2017	Orleans Darkwa	751	171	5
2018	**Saquon Barkley**	**1,307**	**261**	**11**
2019	**Saquon Barkley**	**1,003**	**217**	**6**
2020	Wayne Gallman Jr.	682	147	6
2021	**Saquon Barkley**	**593**	**162**	**2**
	Devontae Booker	593	145	2
2022	**Saquon Barkley**	**1,312**	**295**	**10**

*Single Season Club Record

PASSING

YEAR	PLAYER	ATT	COMP	YDS	TD	INT
1932	John McBride	74	36	363	6	9
1933	Harry Newman	136	53	973	11	17
1934	Harry Newman	93	35	391	1	12
1935	Ed Danowksi	113	57	794	10	9
1936	Ed Danowksi	104	47	515	5	10
1937	Ed Danowksi	134	66	814	8	5
1938	Ed Danowksi	129	70	848	7	8
1939	Ed Danowksi	101	42	437	3	6
1940	Ed Miller	73	35	505	4	7
1941	Tuffy Leemans	66	31	475	4	5
1942	Tuffy Leemans	69	35	555	7	4
1943	Tuffy Leemans	87	37	360	5	5
1944	Arnie Herber	86	36	651	6	8
1945	Arnie Herber	80	35	641	9	8
1946	Frank Filchock	169	87	1,262	12	*25
1947	Paul Governali	197	85	1,461	14	16
1948	Charlie Conerly	299	162	2,175	22	13
1949	Charlie Conerly	305	152	2,138	17	20
1950	Charlie Conerly	132	56	1,000	8	7
1951	Charlie Conerly	189	93	1,277	10	22
1952	Charlie Conerly	169	82	1,090	13	10
1953	Charlie Conerly	303	143	1,711	13	*25
1954	Charlie Conerly	210	103	1,439	17	11
1955	Charlie Conerly	202	98	1,310	13	13
1956	Charlie Conerly	174	90	1,143	10	7
1957	Charlie Conerly	232	128	1,712	11	11
1958	Charlie Conerly	184	88	1,199	10	9
1959	Charlie Conerly	194	113	1,706	14	4
1960	George Snow	155	76	1,263	11	13
1961	Y.A. Tittle	285	163	2,272	17	12
1962	Y.A. Tittle	375	200	3,224	33	20
1963	Y.A. Tittle	367	221	3,145	*36	14
1964	Y.A. Tittle	281	147	1,798	10	22
1965	Earl Morrall	302	155	2,446	22	12
1966	Gary Wood	170	81	1,142	6	13
1967	Fran Tarkenton	377	204	3,088	29	19
1968	Fran Tarkenton	337	182	2,555	21	12
1969	Fran Tarkenton	409	220	2,918	23	8
1970	Fran Tarkenton	389	219	2,777	19	12
1971	Fran Tarkenton	386	226	2,567	11	21
1972	Norm Snead	325	196	2,307	17	12
1973	Norm Snead	235	131	1,483	7	8
1974	Craig Morton	237	122	1,510	9	13
1975	Craig Morton	363	186	2,359	11	16
1976	Craig Morton	284	153	1,865	9	20
1977	Joe Pisarcik	241	103	1,346	4	14
1978	Joe Pisarcik	301	143	2,096	12	23
1979	Phil Simms	265	134	1,743	13	14
1980	Phil Simms	402	193	2,321	15	19
1981	Phil Simms	316	172	2,031	11	9
1982	Scott Brunner	298	161	2,017	10	9
1983	Scott Brunner	386	190	2,516	9	22
1984	Phil Simms	*533	*286	4,044	22	18
1985	Phil Simms	495	275	3,829	22	20
1986	Phil Simms	468	259	3,847	21	22
1987	Phil Simms	282	163	2,230	17	9
1988	Phil Simms	479	263	3,359	21	11
1989	Phil Simms	405	228	3,061	14	14
1990	Phil Simms	311	184	2,284	15	4
1991	Jeff Hostetler	285	179	2,032	5	4
1992	Jeff Hostetler	192	103	1,225	8	3
1993	Phil Simms	400	247	3,038	15	9
1994	Dave Brown	350	201	2,536	12	16
1995	Dave Brown	456	254	2,814	11	10
1996	Dave Brown	398	214	2,412	12	20
1997	Danny Kanell	294	156	1,740	11	9
1998	Danny Kanell	299	160	1,603	11	10
1999	Kerry Collins	332	191	2,316	8	11
2000	Kerry Collins	529	311	3,610	22	13
2001	Kerry Collins	568	327	3,764	19	16
2002	Kerry Collins	545	335	*4,073	19	14
2003	Kerry Collins	500	284	3,110	13	16
2004	Kurt Warner	277	174	2,054	6	4
2005	Eli Manning	557	294	3,762	24	17
2006	Eli Manning	522	301	3,244	24	18
2007	Eli Manning	529	297	3,336	23	20
2008	Eli Manning	479	289	3,238	21	10
2009	Eli Manning	509	317	4,021	27	14
2010	Eli Manning	539	339	4,002	31	*25
2011	Eli Manning	*589	*359	4,033	29	16
2012	Eli Manning	536	323	3,948	26	15
2013	Eli Manning	551	317	3,818	18	*27
2014	Eli Manning	*601	*379	4,410	30	14
2015	Eli Manning	*618	*387	4,432	35	14
2016	Eli Manning	598	377	4,027	26	16
2017	Eli Manning	571	352	3,468	19	13
2018	Eli Manning	576	380	4,299	21	11
2019	**Daniel Jones**	**459**	**284**	**3,027**	**24**	**12**
2020	**Daniel Jones**	**448**	**280**	**2,943**	**11**	**10**
2021	**Daniel Jones**	**361**	**232**	**2,428**	**10**	**7**
2022	**Daniel Jones**	**472**	**317**	**3,205**	**15**	**5**

*Single Season Club Record

RECEIVING

YEAR	PLAYER	NO	YDS	TD
1932	Ray Flaherty	21	350	5
1933	Dale Burnett	12	212	3
1934	Morris Badgro	16	206	1
1935	Tod Goodwin	26	432	4
1936	Dale Burnett	16	246	3
1937	Tuffy Leemans	11	157	1
1938	Hank Soar	13	164	2
	Dale Burnett	13	145	1
1939	Hank Soar	12	134	0
1940	Leland Shaffer	15	121	2
1941	Ward Cuff	19	317	2
1942	Ward Cuff	16	267	2
1943	Bill Walls	14	231	2
1944	O'Neal Adams	14	342	1
1945	Frank Liebel	22	593	10
1946	Ray Poole	24	307	3
1947	Ray Poole	23	395	4
1948	Bill Swiacki	39	550	10
1949	Bill Swiacki	47	652	4
1950	Bill Swiacki	20	280	3
1951	Joe Scott	23	356	2
1952	Bill Stribling	26	399	5
1953	Kyle Rote	26	440	5
	Eddie Price	26	233	1
1954	Bob Schnelker	30	550	8
1955	Frank Gifford	33	437	4
1956	Frank Gifford	51	603	4
1957	Frank Gifford	41	588	4
1958	Frank Gifford	29	330	2
1959	Frank Gifford	42	768	4
1960	Kyle Rote	42	750	2
1961	Del Shofner	68	1,125	11
1962*	Del Shofner	53	1,133	12
1963	Del Shofner	64	1,181	9
1964	Aaron Thomas	43	624	6
1965	Joe Morrison	41	574	4
1966	Homer Jones	48	1,044	8
1967	Aaron Thomas	51	877	9
1968	Homer Jones	45	1,057	7
1969	Joe Morrison	44	647	7
1970	Clifton McNeil	50	764	4
1971	Bob Tucker	59	791	4
1972	Bob Tucker	55	764	4
1973	Bob Tucker	50	681	5
1974	Joe Dawkins	46	332	3
1975	Walker Gillette	43	600	2
1976	Bob Tucker	42	498	1
1977	Jim Robinson	22	422	1
1978	Jim Robinson	32	620	2
	Johnny Perkins	32	514	3
1979	Gary Shirk	31	471	2
1980	Earnest Gray	52	777	10
1981	Johnny Perkins	52	858	6
1982	Tom Mullady	27	287	0
1983	Earnest Gray	78	1,139	5
1984	Zeke Mowatt	48	698	7
	Bob Johnson	48	795	6
1985	Lionel Manuel	49	859	6
1986	Mark Bavaro	66	1,001	4
1987	Mark Bavaro	55	867	8
1988	Lionel Manuel	65	1,029	4
1989	Odessa Turner	38	467	4
1990	David Meggett	39	410	1
1991	Mark Ingram	51	824	3
1992	Ed McCaffrey	49	610	5
1993	Mark Jackson	58	708	4
1994	Mike Sherrard	53	825	6
1995	Chris Calloway	56	796	3
1996	Chris Calloway	53	739	4
	Thomas Lewis	53	694	4
1997	Chris Calloway	58	849	8
1998	Chris Calloway	62	812	6
1999	Amani Toomer	79	1,183	6
2000	Amani Toomer	78	1,094	7
2001	Amani Toomer	72	1,054	5
	Tiki Barber	72	577	0
2002	Amani Toomer	82	1,343	8
2003	Tiki Barber	69	461	1
2004	Jeremy Shockey	61	666	6
2005	Plaxico Burress	76	1,214	7
2006	Jeremy Shockey	66	623	7
2007	Plaxico Burress	70	1,025	12
2008	Steve Smith	57	574	1
2009	Steve Smith	*107	1,220	7
2010	Hakeem Nicks	79	1,052	11
2011	Victor Cruz	82	*1,536	9
2012	Victor Cruz	86	1,092	10
2013	Victor Cruz	73	998	4
2014	Odell Beckham Jr.	91	1,305	12
2015	Odell Beckham Jr.	96	1,450	*13
2016	Odell Beckham Jr.	102	1,367	10
2017	Evan Engram	64	722	6
2018	**Saquon Barkley**	**91**	**721**	**4**
2019	**Sterling Shepard**	**57**	**576**	**3**
2020	**Sterling Shepard**	**66**	**656**	**3**
2021	Evan Engram	46	408	3
2022	Richie James	57	569	4
	Saquon Barkley	**57**	**338**	**0**

*Single Season Club Record

INTERCEPTIONS

YEAR	PLAYER	NO	YDS
1940	Doug Oldershaw	4	48
	Leland Shaffer	4	14
1941	Ward Cuff	4	152
	George Franck	4	94
1942	Merle Hapes	3	49
	Hank Soar	3	31
1943	Dave Brown	6	64
1944	Howard Livingston	9	172
1945	Howard Livingston	3	65
1946	Frank Liebel	5	117
1947	Frank Reagan	10	203
1948	Frank Reagan	9	145
1949	Emlen Tunnel	10	251
1950	Otto Schnellbacher	8	99
1951	Otto Schnellbacher	*11	194
1952	Tom Landry	8	99
1953	Emlen Tunnel	6	117
1954	Emlen Tunnel	8	108
	Tom Landry	8	71
1955	Emlen Tunnel	7	76
1956	Emlen Tunnel	6	87
1957	Emlen Tunnel	6	87
1958	Jim Patton	*11	183
1959	Dick Nolan	5	57
	Lindon Crow	5	54
	Jim Patton	5	13
1960	Jim Patton	6	100
1961	Dick Lynch	9	60
1962	Jim Patton	7	125
1963	Dick Lynch	9	*251
1964	Dick Lynch	4	68
1965	Carl Lockhart	4	117
	Dick Lynch	4	38
1966	Carl Lockhart	6	20
1967	Carl Lockhart	5	38
1968	Willie Williams	10	103
1969	Bruce Maher	5	112
1970	Willie Williams	6	114
1971	Willie Williams	5	58
1972	Carl Lockhart	4	56
	Willie Williams	4	42
	Richmond Flowers	4	30
	Pete Athas	4	11
1973	Pete Athas	5	52
1974	Chuck Crist	3	20
1975	Bobby Brooks	4	38
1976	Rick Volk	2	14
	Brad Van Pelt	2	13
	Jim Steinke	2	0
1977	Bill Bryant	3	54
1978	Terry Jackson	7	115
1979	Brian Kelley	3	41
	Harry Carson	3	28
	Terry Jackson	3	10
1980	Mike Dennis	5	68
1981	Beasley Reece	4	84
1982	Terry Jackson	4	75
1983	Terry Jackson	6	20
1984	Mark Haynes	7	90
1985	Elvis Patterson	6	88

1986	Terry Kinard	4	52
	Perry Williams	4	31
1987	Terry Kinard	5	163
1988	Sheldon White	4	70
1989	Terry Kinard	5	135
1990	Everson Walls	6	80
1991	Mark Collins	4	77
	Everson Walls	4	7
1992	Greg Jackson	4	71
1993	Mark Collins	4	77
	Greg Jackson	4	32
1994	John Booty	3	95
	Phillippi Sparks	3	4
1995	Vencie Glenn	5	91
	Phillippi Sparks	5	11
1996	Jason Sehorn	5	61
1997	Jason Sehorn	6	74
1998	Percy Ellsworth	5	92
1999	Percy Ellsworth	6	80
2000	Emmanuel McDaniel	6	30
2001	Will Allen	4	27
2002	Jason Sehorn	2	31
	William Peterson	2	1
	Shaun Williams	2	-2
2003	Frank Walker	2	74
	Ralph Brown	2	51
	Will Allen	2	23
	Johnnie Harris	2	3
2004	Gibril Wilson	3	39
	Brent Alexander	3	3
2005	Brent Alexander	4	45
2006	Kevin Dockery	2	100
	R.W. McQuarters	2	67
	Mathias Kiwanuka	2	44
	Will Demps	2	39
	Sam Madison	2	28
	Gibril Wilson	2	25
	Fred Robbins	2	12
2007	Sam Madison	4	59
	Gibril Wilson	4	12
2008	Corey Webster	3	65
	James Butler	3	62
	Aaron Ross	3	58
2009	Terrell Thomas	5	87
2010	Terrell Thomas	5	56
2011	Corey Webster	6	71
2012	Stevie Brown	8	*307
2013	Antrel Rolle	6	23
2014	Quintin Demps	4	19
2015	Trumaine McBride	3	84
	Dominique Rodgers Cromartie	3	72
2016	Dominique Rodgers Cromartie	6	28
2017	Janoris Jenkins	3	113
	Ross Cockrell	3	1
2018	Alec Ogletree	5	61
2019	Janoris Jenkins	4	84
2020	James Bradberry	3	19
2021	**Xavier McKinney**	**5**	**64**
2022	Julian Love	2	44
	Dane Belton	**2**	**0**

* Single Season Club Record

SACKS (OFFICIAL STATISTIC SINCE 1982)

YEAR	PLAYER	SACKS
1982	Lawrence Taylor	7.5
1983	George Martin	9.0
	Lawrence Taylor	9.0
1984	Lawrence Taylor	11.5
1985	Leonard Marshall	15.5
1986	Lawrence Taylor	20.5
1987	Lawrence Taylor	12.0
1988	Lawrence Taylor	15.5
1989	Lawrence Taylor	15.0
1990	Lawrence Taylor	10.5
1991	Leonard Marshall	11.0
1992	Lawrence Taylor	5.0
1993	Keith Hamilton	11.5
1994	Keith Hamilton	6.5
1995	Michael Strahan	7.5
1996	Chad Bratzke	5.0
	Michael Strahan	5.0
1997	Michael Strahan	14.0
1998	Michael Strahan	15.0
1999	Jessie Armstead	9.0
2000	Keith Hamilton	10.5
2001	Michael Strahan	*22.5
2002	Michael Strahan	11.0
2003	Michael Strahan	18.5
2004	Osi Umenyiora	7.0
2005	Osi Umenyiora	14.5
2006	Osi Umenyiora	6.0
2007	Osi Umenyiora	13.0
2008	Justin Tuck	12.0
2009	Osi Umenyiora	7.0
2010	Osi Umenyiora	11.5
	Justin Tuck	11.5
2011	Jason Pierre-Paul	16.5
2012	Jason Pierre-Paul	6.5
2013	Justin Tuck	11.0
2014	Jason Pierre-Paul	12.5
2015	Robert Ayers	9.5
2016	Olivier Vernon	8.5
2017	Jason Pierre-Paul	8.5
2018	Olivier Vernon	7.0
2019	Markus Golden	10.0
2020	**Leonard Williams**	**11.5**
2021	**Azeez Ojulari**	**8.0**
2022	**Dexter Lawrence**	**7.5**

Single Season Club Record

ALL-PURPOSE YARDS

YEAR	PLAYER	RUSH	REC	PUNT	KO	INT	FUM	TOT
1942	Merle Hapes	363	79	170	215	49	-	876
1943	Bill Paschal	572	74	92	183	0	-	921
1944	Bill Paschal	737	0	102	260	0	-	1,099
1945	Ward Cuff	214	172	124	105	0	-13	602
1946	Bill Paschal	362	78	111	158	0	0	709
1947	George Cheverko	63	300	88	135	54	0	640
1948	Joe Scott	198	235	25	569	10	0	1,037
1949	Gene Roberts	634	711	0	16	0	0	1,361
1950	Joe Scott	322	240	23	351	0	0	936
1951	Eddie Price	971	19	0	0	0	0	990
1952	Emlen Tunnell	0	0	411	364	149	3	927
1953	Frank Gifford	157	292	106	327	0	0	882
1954	Eddie Price	555	352	0	0	0	3	910
1955	Alex Webster	634	269	0	0	0	0	903
1956	Frank Gifford	819	603	0	0	0	0	1,422
1957	Frank Gifford	528	588	0	0	0	0	1,116
1958	Frank Gifford	468	330	0	0	0	0	798
1959	Frank Gifford	540	768	0	0	0	0	1,308
1960	Kyle Rote	0	750	0	0	0	0	750
1961	Alex Webster	928	313	0	0	0	0	1,241
1962	Alex Webster	743	477	0	0	0	0	1,220
1963	Del Shofner	0	1,181	0	0	0	0	1,181
1964	Clarence Childs	102	97	40	987	0	0	1,226
1965	Tucker Frederickson	659	177	0	0	0	0	836
1966	Homer Jones	43	1,044	0	0	0	0	1,087
1967	Homer Jones	60	1,209	0	38	0	8	1,315
1968	Homer Jones	18	1,057	0	0	0	0	1,075
1969	Joe Morrison	387	647	0	0	0	0	1,034
1970	Ron Johnson	1,027	487	0	140	0	0	1,654
1971	Rocky Thompson	177	85	0	947	0	0	1,209
1972	Ron Johnson	1,182	451	0	0	0	0	1,633
1973	Ron Johnson	902	377	0	0	0	0	1,279
1974	Leon McQuay	240	59	81	689	0	0	1,069
1975	Doug Kotar	378	86	5	405	0	0	874
1976	Doug Kotar	731	319	0	39	0	0	1,089
1977	Bobby Hammond	577	136	334	419	0	0	1,466
1978	Bobby Hammond	554	173	157	290	0	0	1,174
1979	Billy Taylor	700	253	0	131	0	0	1,084
1980	Alvin Garrett	31	69	287	527	0	0	914
1981	Leon Bright	197	291	410	481	0	0	1,379
1982	Butch Woolfork	439	224	0	428	0	0	1,091
1983	Butch Woolfork	857	368	0	13	0	0	1,238
1984	Rob Carpenter	795	209	0	0	0	0	1,004
1985	Joe Morris	1,336	212	0	25	0	0	1,573
1986	Joe Morris	1,516	233	0	0	0	0	1,749
1987	Mark Bavaro	0	867	0	0	0	0	867
1988	Joe Morris	1,083	166	0	0	0	0	1,249
1989	David Meggett	117	531	582	577	0	0	1,807
1990	David Meggett	164	410	467	492	0	0	1,533
1991	Rodney Hampton	1,059	283	0	204	0	0	1,546

1992	Rodney Hampton	1,141	215	0	0	0	0	1,356
1993	David Meggett	329	319	331	403	0	0	1,382
1994	David Meggett	298	293	323	548	0	0	1,462
1995	Rodney Hampton	1,182	142	0	0	0	0	1,324
1996	Tyrone Wheatley	400	51	0	503	0	0	954
1997	Charles Way	698	304	0	46	0	0	1,048
1998	Gary Brown	1,063	36	0	0	0	0	1,099
1999	Tiki Barber	258	609	506	266	0	0	1,639
2000	Tiki Barber	1,006	719	332	28	0	0	2,085
2001	Tiki Barber	865	577	338	0	0	0	1,782
2002	Tiki Barber	1,387	597	5	0	0	0	1,989
2003	Tiki Barber	1,216	461	0	0	0	0	1,677
2004	Tiki Barber	1,518	578	0	0	0	0	2,096
2005	Tiki Barber	1,860	530	0	0	0	0	2,390
2006	Tiki Barber	1,662	465	0	0	0	0	2,127
2007	Brandon Jacobs	1,009	174	0	0	0	0	1,183
2008	Derrick Ward	1,025	384	0	21	0	0	1,430
2009	Domenik Hixon	0	187	256	1,291	0	0	1,731
2010	Ahmad Bradshaw	1,235	314	0	0	0	0	1,549
2011	Ahmad Bradshaw	659	267	0	0	0	0	926
2012	David Wilson	358	34	0	1,533	0	0	1,925
2013	Victor Cruz	0	998	0	0	0	0	998
2014	Odell Beckham Jr.	35	1,305	171	0	0	0	1,511
2015	Odell Beckham Jr.	3	1,450	26	0	0	0	1,479
2016	Odell Beckham Jr.	9	1,367	10	0	0	0	1,376
2017	Orleans Darkwa	751	116	0	0	0	0	867
2018	**Saquon Barkley**	**1,307**	**721**	**0**	**0**	**0**	**0**	**2,028**
2019	**Saquon Barkley**	**911**	**413**	**0**	**0**	**0**	**0**	**1,324**
2020	Wayne Gallman	682	114	0	0	0	0	796
2021	Devontae Booker	593	268	0	0	0	0	861
2022	**Saquon Barkley**	**1,312**	**338**	**0**	**0**	**0**	**0**	**1,650**

*Single Season Club Record

GIANTS LONGEST PLAYS

LONGEST FIELD GOAL

57	**Graham Gano, at Dallas**	**Nov. 24, 2022**
	Aldrick Rosas, vs. Chicago	Dec. 2, 2018
56	**Graham Gano, vs. Carolina**	**Sept. 18, 2022**
	Ali Haji-Sheikh, at Detroit	Nov. 7, 1963
	Ali Haji-Sheikh, vs. Green Bay	Sept. 26, 1983
55	**Graham Gano, at Minnesota**	**Dec. 24, 2022**
	Graham Gano, at Washington	**Sept. 16, 2021**
	Graham Gano, vs. Dallas	**Oct. 11, 2020**
	Joe Danelo, vs. New Orleans	Sept. 20, 1981
54	**Graham Gano, at Philadelphia**	**Dec. 26, 2020**
	Graham Gano, vs. Dallas	**Oct. 11, 2020**
	Brad Daluiso, vs. Phoenix	Nov. 28, 1993
	Matt Bahr, vs. Houston	Dec. 21, 1991
	Joe Danelo, at Seattle	Oct. 18, 1981
	Pete Gogolak, vs. Dallas	Nov. 8, 1970
53	**Graham Gano, vs. Carolina**	**Oct. 24, 2021**
	Aldrick Rosas at Carolina	Oct. 7, 2018
	Josh Brown, vs. New England	Nov. 15, 2015
	Josh Brown, at Tampa Bay	Nov. 8, 2015
	Josh Brown, at Tampa Bay	Dec. 28, 2014
	Lawrence Tynes, at Dallas	Oct. 25, 2010
	Steve Christie, at Philadelphia	Sept. 12, 2004
	Raul Allegre, at Philadelphia	Nov. 15, 1987
	Don Chandler, at Dallas	Dec. 1, 1963

LONGEST RUN FROM SCRIMMAGE

95	Tiki Barber, at Oakland (TD)	Dec. 31, 2005
91	Hap Moran, vs. Green Bay	Nov. 23, 1930
88	Ahmad Bradshaw, at Buffalo (TD)	Dec. 23, 2007
80	**Daniel Jones, at Philadelphia**	**Oct. 22, 2020**
	Eddie Price, at Philadelphia (TD)	Dec. 9, 1951
79	Frank Gifford, vs. Washington	Nov. 29, 1959
78	**Saquon Barkley, at Washington (TD)**	**Dec. 9, 2018**
	Tiki Barber, vs. Arizona (TD)	Sept. 3, 2000
77	Ahmad Bradshaw, vs. Baltimore	Nov. 16, 2008
	Bill Paschal, vs. Cleveland Rams (TD)	Nov. 4, 1945
75	Orleans Darkwa, vs Washington (TD)	Dec. 31, 2017
	Eddie Price, at Chicago Cardinals (TD)	Nov. 2, 1952
	Tuffy Leemans, vs. Green Bay (TD)	Nov 20, 1938
74	Eddie Price, at Philadelphia	Dec. 10, 1950
73	Brandon Jacobs, at Minnesota	Dec. 13, 2010
72	Tiki Barber, at Philadelphia (TD)	Sept. 12, 2004
71	Alex Webster, at Chicago Cardinals	Oct. 2, 1955
70	Tiki Barber, at Houston	Nov. 24, 2002
	Joe Morrison, at Philadelphia (TD)	Sept. 29, 1963
	Frank Filchock, at Pittsburgh (TD)	Oct. 6, 1946
	Kink Richards, vs. Brooklyn (TD)	Oct. 22, 1933

LONGEST PASS COMPLETION

99	Eli Manning (to Victor Cruz) (TD) at Jets	Dec. 24, 2011
98	Earl Morall (to Homer Jones) (TD) at Pittsburgh	Sept. 11, 1966
94	Norm Snead (to Rich Houston) (TD) vs. Dallas	Sept. 24, 1972
92	Eli Manning (to Mario Manningham) (TD) at Washington	Jan. 2, 2011
89	Earl Morrall (to Homer Jones) (TD) vs. Philadelphia	Oct. 17, 1965
88	Frank Reagan (to George Franck) (TD) vs. Washington	Oct. 12, 1947
87	Eli Manning (to Odell Beckham Jr.) (TD) vs. New England	Nov. 15, 2015
	Kent Graham (to Tiki Barber) (TD) at Arizona	Dec. 6, 1998
85	Eli Manning (to Mario Manningham) (TD) at Green Bay	Dec. 26, 2010
	Jeff Hostetler (to Stephen Baker) (TD) at New Orleans	Nov. 27, 1988
	Charlie Conerly (to Choo-Choo Roberts) (TD) vs. Chicago Bears	Oct. 23, 1949
84	Eli Manning (to Odell Beckham Jr.) (TD) at Miami	Dec. 14, 2015
	Fran Tarkenton (to Homer Jones) at Pittsburgh	Sept. 15, 1968
83	Frank Gifford (to Eddie Price) (TD) at Cleveland	Oct. 31, 1954
82	Kerry Collins (to Amani Toomer) (TD) at Indianapolis	Dec. 22, 2002
	Joe Pisarcik (to Ed Marshall) at Washington	Oct. 23, 1977
	Fran Tarkenton (to Homer Jones) (TD) vs. Washington	Sept. 29, 1968
	Tom Kennedy (to Homer Jones) (TD) vs. Pittsburgh	Dec. 11, 1966

LONGEST INTERCEPTION RETURN

102	Erich Barnes, at Dallas (TD)	Oct. 15, 1961
101	Henry Carr, at Rams (TD)	Nov. 13, 1966
97	Lawrence Taylor, at Detroit (TD)	Nov. 25, 1982
96	Lawrence Taylor, at Detroit (TD)	Oct. 23, 2006
	Ward Cuff, vs. Washington (TD)	Dec. 4, 1938
95	Sam Garnes, vs. Philadelphia (TD)	Aug. 31, 1997
91	Ryan Mundy, at Dallas	Sept. 8, 2013
89	Bruce Maher, at Dallas	Nov. 10, 1968
84	Dale Burnett, vs. Green Bay	Nov. 26, 1933
82	Dick Lynch, vs. Dallas	Oct. 20, 1963
78	George Martin, vs. Denver (TD)	Nov. 23, 1986
77	Doug Wycoff, vs. Brooklyn Dodgers	Oct. 25, 1931
75	Vencie Glenn, at Washington (TD)	Oct. 29, 1995
	Vencie Glenn, at Washington	Nov. 10, 1963

LONGEST PUNT

90	Rodney Williams, at Denver	Sept. 10, 2001
74	Len Younce, vs. Chicago Bears	Nov. 14, 1943
	Don Chandler, at Dallas	Oct. 11, 1964
73	Dave Jennings, vs. Houston	Dec. 5, 1982
72	Dave Jennings, vs. Dallas	Nov. 4, 1979
	Len Younce, at Brooklyn Tigers	Oct. 15, 1944
	Carl Kinscherf, at Phil.-Pitt.	Oct. 9, 1943
71	Riley Dixon, vs. Philadelphia	Nov. 15, 2020
	Steve Weatherford, at Philadelphia	Oct. 12, 2014
	Sean Landeta, vs. Green Bay	Nov. 8, 1992
	Sean Landeta, vs. Philadelphia	Dec. 3, 1989
	Kay Eakin, vs. Cleveland	Nov. 16, 1941
70	George Frank, vs. Philadelphia	Oct. 12, 1941

LONGEST PUNT RETURN

95	Al Bloodgood, at Pottsville	Sept. 30, 1928
87	Amani Toomer, vs. Buffalo (TD)	Sept. 1, 1996
85	Tiki Barber, vs. Dallas (TD)	Oct. 18, 1999
83	Eddie Dove, at Philadelphia	Sept. 29, 1963
81	Bosh Pritchard, at Chicago Cardinals	Nov. 25, 1951
	Emlen Tunnell, vs. Chicago Cardinals (TD)	Oct. 14, 1951
76	David Meggett, vs. Raiders (TD)	Dec. 24, 1989
75	Hinkey Haines, vs. N.Y. Yanks	Dec. 4, 1927
	David Meggett, at New Orleans (TD)	Dec. 20, 1993
74	Emlen Tunell, at N.Y. Yanks (TD)	Dec. 16, 1951
71	Emlen Tunnell, vs. Philadelphia (TD)	Oct. 21, 1951
70	David Meggett, at Tampa Bay (TD)	Nov. 24, 1991

LONGEST KICKOFF RETURN

100	Dwayne Harris, vs. Dallas (TD)	Oct. 25, 2015
	Clarence Childs, vs. Minnesota (TD)	Dec. 6, 1964
	Emlen Tunell, vs. N.Y. Yanks (TD)	Nov. 4, 1951
99	Joe Scott, vs. Rams (TD)	Nov. 14, 1948
98	Jimmy Patton, vs. Washington (TD)	Oct. 30, 1955
97	David Wilson, vs. New Orleans (TD)	Dec. 9, 2012
	Jack Hagerty, vs., Buffalo Bisons (TD)	Nov. 5, 1929
95	Willie Ponder, vs. Arizona (TD)	Sept. 11, 2005
	Jack Salschieder, at Chicago Cardinals (TD)	Oct. 30, 1949
93	Rocky Thompson, at St. Louis (TD)	Oct. 3, 1971
	Harry Newman, at Boston Redskins (TD)	Oct. 7, 1934
92	Derrick Ward, at Washington (TD)	Dec. 5, 2004

	David Meggett, vs. Philadelphia (TD)	Nov. 22, 1992
	Rocky Thomas, at Detroit (TD)	Sept. 17, 1972
91	Willie Ponder, vs. Pittsburgh (TD)	Dec. 18, 2004
	Thomas Lewis, vs. Washington (TD)	Dec. 10, 1995


GIANTS
POSTSEASON

GIANTS POSTSEASON RECORD (25-26)

Year	Record	Postseason Game	Date	Opponent	NYG	Opp.	W/L
1933	11-3	NFL Championship	12-17	at Chicago	21	23	(L)
1934	8-5	NFL Championship	12-9	vs. Chicago	30	13	(W)
1935	9-3	NFL Championship	12-15	at Detroit	7	26	(L)
1938	8-2-1	NFL Championship	12-11	vs. Green Bay	23	17	(W)
1939	9-1-1	NFL Championship	12-10	at Green Bay	0	27	(L)
1941	8-3	NFL Championship	12-21	at Chicago	9	37	(L)
1943	6-3-1	Eastern Division Playoff	12-19	vs. Washington	0	28	(L)
1944	8-1-1	NFL Championship	12-17	vs. Green Bay	7	14	(L)
1946	7-3-1	NFL Championship	12-15	vs. Chicago	14	24	(L)
1950	10-2	American Conf. Playoff	12-17	at Cleveland	3	8	(L)
1956	8-3-1	NFL Championship	12-30	vs. Chicago	47	7	(W)
1958	9-3	Eastern Conf. Playoff	12-21	vs. Cleveland	10	0	(W)
		NFL Championship	12-28	vs. Baltimore	17	23	(L) OT
1958	9-3	Eastern Conf. Playoff	12-21	vs. Cleveland	10	0	(W)
		NFL Championship	12-28	vs. Baltimore	17	23	(L) OT
1959	10-2	NFL Championship	12-27	at Baltimore	16	31	(L)
1961	10-3-1	NFL Championship	12-31	at Green Bay	0	37	(L)
1962	12-2	NFL Championship	12-30	vs. Green Bay	7	16	(L)
1963	11-3	NFL Championship	12-29	at Chicago	10	14	(L)
1981	9-7	NFC Wild Card	12-27	at Philadelphia	27	21	(W)
		NFC Divisional Playoff	1-3-82	at San Francisco	24	38	(L)
1984	9-7	NFC Wild Card	12-23	at LA Rams	16	13	(W)
		NFC Divisional Playoff	12-29	at San Francisco	10	21	(L)
1985	10-6	NFC Wild Card	12-29	vs. San Francisco	17	3	(W)
1985		NFC Divisional Playoff	1-5-86	at Chicago	0	21	(L)
1986*	**14-2**	**NFC Divisional Playoff**	**1-4-87**	**vs. San Francisco**	**49**	**3**	**(W)**
		NFC Championship	**1-11-87**	**vs. Washington**	**17**	**0**	**(W)**
		Super Bowl XXI	**1-25-87**	**vs. Denver (Pasadena, CA)**	**39**	**20**	**(W)**
1989	12-4	NFC Divisional Playoff	1-7-90	vs LA Rams	13	19	(L) OT
1990*	**13-3**	**NFC Divisional Playoff**	**1-13-91**	**vs. Chicago**	**31**	**3**	**(W)**
		NFC Championship	**1-20-91**	**at San Francisco**	**15**	**13**	**(W)**
		Super Bowl XXV	**1-27-91**	**vs. Buffalo (Tampa, FL)**	**20**	**19**	**(W)**
1993	11-5	NFC Wild Card	1-9-94	vs. Minnesota	17	10	(W)
		NFC Divisional Playoff	1-15-94	at San Francisco	3	44	(L)
1997	10-5-1	NFC Wild Card	12-27-97	vs. Minnesota	22	23	(L)
2000	12-4	NFC Divisional Playoff	1-7-01	vs. Philadelphia	20	10	(W)
		NFC Championship	1-14-01	vs. Minnesota	41	0	(W)
		Super Bowl XXXV	1-28-01	vs. Baltimore (Tampa, FL)	7	34	(L)
2002	10-6	NFC Wild Card	1-5-03	at San Francisco	38	39	(L)
2005	11-5	NFC Wild Card	1-8-06	vs. Carolina	0	23	(L)
2006	8-8	NFC Wild Card	1-7-07	at Philadelphia	20	23	(L)
2007*	**10-6**	**NFC Wild Card**	**1-6-08**	**at Tampa Bay**	**24**	**14**	**(W)**
		NFC Divisional Playoff	**1-13-08**	**at Dallas**	**21**	**17**	**(W)**
		NFC Championship Game	**1-20-08**	**at Green Bay**	**23**	**20**	**(W) OT**
		Super Bowl XLII	**2-03-08**	**at New England (Glendale, AZ)**	**17**	**14**	**(W)**
2008	12-4	NFC Divisional Playoff	1-11-09	vs. Philadelphia	11	23	(L)
2011*	**9-7**	**NFC Wild Card**	**1-8-12**	**vs. Atlanta**	**24**	**2**	**(W)**
		NFC Divisional Playoff	**1-15-12**	**at Green Bay**	**37**	**20**	**(W)**
		NFC Championship Game	**1-22-12**	**at San Francisco**	**20**	**17**	**(W) OT**
		Super Bowl XLVI	**2-5-12**	**vs. New England**	**21**	**17**	**(W)**
2016	11-5	NFC Wild Card	1-8-17	at Green Bay	13	38	(L)
2022	9-7-1	NFC Wild Card	1-15-23	at Minnesota	31	24	(W)
		NFC Divisional Playoff	1-21-23	at Philadelphia	7	38	(L)

denotes Super Bowl winning season


AP

1927 GIANTS 13, CHICAGO BEARS 7

NFL CHAMPIONS

Led by Steve Owen, the Giants finished with an 11-1-1 record, then stunned Red Grange, John Driscoll and the Bears 13-7 at the Polo Grounds. "It was the toughest, roughest football game I ever played in," Owen would say later. With the score tied 7-7, the Bears drove to the Giants' one-yard line, but Owen and Cal Hubbard spearheaded a goal line defense which held the Bears out of the end zone. Hinkey Haines then faked a punt from his own end zone and completed a pass to Charlie Corgan for a 58-yard gain that set up the winning score and elation for Tim Mara and the Giants.

*** Victory clinched the NFL Championship- there was no Championship game in 1927.**

1933 BEARS 23, GIANTS 21

NFL Championship
Dec. 17 at Wrigley Field

First NFL title game... Billy Karr scored game-winning touchdown with less than a minute to go on 32-yard lateral play... It was Karr's second TD of game...Giant QB Harry Newman completed remarkable (at the time) 12 of 17 for 201 yards and 2 TD's.

GIANTS (11-4)	0	7	7	7	**21**
Chicago (11-2-1)	3	3	10	7	**23**

Chicago – Manders 16 field goal
Chicago – Manders 40 field goal
Giants – Badgro 29 pass from Newman (Strong kick)
Chicago – Manders 15 field goal
Giants – Krause 1 run (Strong kick)
Chicago – Karr 8 pass from Nagurski (Manders kick)
Giants – Strong 8 pass from Newman (Strong kick)
Chicago – Karr 19 lateral from Hewitt after 13 pass from Nagurski (Brumbaugh kick)

1934 GIANTS 30, BEARS 13

NFL Championship
Dec. 9 at Polo Grounds

NFL CHAMPIONS

"The Sneakers Game"... Giants switched from cleats to sneakers to start second half for better traction on icy field... Trailing early in fourth quarter vs. unbeaten Bears, they scored 27 unanswered points...Ken Strong tallied 2 TDs and 17 points for first Giant title team.

Chicago (13-1)	0	10	3	0	**13**
GIANTS (9-5)	3	0	0	27	**30**

Giants – Strong 38 field goal
Chicago – Nagurski 1 run (Manders kick)
Chicago – Manders 17 field goal
Chicago – Manders 22 field goal
Giants – Frankian 28 pass from Danowski (Strong kick)
Giants – Strong 42 run (Strong kick)
Giants – Strong 11 run (kick failed)
Giants – Danowski 9 run (Molenda kick)


AP

1935 LIONS 26, GIANTS 7

NFL Championship
Dec. 15 at U. of Detroit Stadium

Giants were foiled by snow-sleet-rain and Detroit's concentration of stopping Ed Danowski's passing... Lions rushed for 4 TDs. First two by Ace Gutowsky and Dutch Clark on first two drives...Giants' lone score came on Danowski to Ken Strong bomb.

GIANTS (9-4)	0	0	7	0	**7**
Detroit (8-3-2)	13	0	0	13	**26**

Detroit – Gutowsky 5 run (Presnell kick)
Detroit – Clark 40 run (kick failed)
Giants – Strong 42 pass from Danowski (Strong kick)
Detroit – Caddel 4 run (kick failed)
Detroit – Parker 4 run (Moldena kick)

1938 GIANTS 23, PACKERS 17

NFL Championship
Dec. 11 at Polo Grounds

NFL CHAMPIONS

Battered Giants prevailed in bruising battle... Winning TD came on third-quarter pass from Ed Danowski to Hank Soar...Two blocked punts led to nine first quarter points for Giants..Ward Cuff defensed last-second Arnie Herber pass into end zone.

Green Bay (8-4)	0	14	3	0	**17**
GIANTS (9-2-1)	9	7	7	0	**23**

Giants – Cuff 13 field goal
Giants – Leemans 6 run (kick failed)
G. B. – Mulleneaux 40 pass fom Herber (Engebretsen kick)
Giants – Barnard 21 pass from Danowski (Cuff kick)
G. B. – Hinkle 1 run (Engebretsen kick)
G. B. – Engebretsen 15 field goal
Giants – Soar 23 pass from Danowski (Cuff kick)

1939 PACKERS 27, GIANTS 0

NFL Championship
Dec. 10 at State Fair Park

In cold, windy Milwaukee, Green Bay exacted revenge for previous year's title game defeat... Packers pulled away in third quarter on TD pass from Cecil Isbell to Joe Laws... Giants held to 7 first downs, 149 yards...Coach Steven Owen missed game to attend mother's funeral.

GIANTS (9-2-1)	0	0	0	0	**0**
Green Bay(10-2)	7	0	10	10	**27**

G. B. – Gantenbein 7 pass from Herber (Engebretsen kick)
G. B. – Engebretsen 23 field goal
G. B. – Laws 31 pass from Isbell (Engebretsen kick)
G. B. – Smith 42 field goal
G. B. – Janowski 1 run (Smith kick)

1941 BEARS 37, GIANTS 9

NFL Championship
Dec. 21 at Wrigley Field

Chicago successfully followed up 73-0 trouncing of Washington in previous year's title tilt... Game played two weeks after bombing of Pearl Harbor. Ward Cuff FG tied score at 9-9 early in third quarter...Then Norm Standlee ran for two TDs to start Bears rout.

GIANTS (8-4)	6	0	3	0	**9**
Chicago (11-1)	3	6	14	14	**37**

Chicago – Snyder 14 field goal
Giants – Franck 31 pass from Leemans (kick blocked)
Chicago – Snyder 39 field goal
Chicago – Snyder 37 field goal
Giants – Cuff 16 field goal
Chicago – Standlee 2 run (Snyder kick)
Chicago – Standlee 7 run (Maniaci kick)
Chicago – McAfee 5 run (Artoe kick)
Chicago – Kavanaugh 42 fumble return (McLean kick)

1943 WASHINGTON 28, GIANTS 0

Eastern Division Playoff
Dec. 19 at Polo Grounds

Giants stunned Washington in last two weeks of regular season, 14-10 and 31-7 to force playoff... Washington' Andy Farkas ran for 3 touchdowns... And QB Sammy Baugh, contained previous two weeks, completed 16 of 21... Giant offense could manage only 112 yards.

Washington (7-3-1)	0	14	0	14	**28**
GIANTS (6-4-1)	0	0	0	0	**0**

Wash. – Farkas 2 run (Masterson kick)
Wash. – Farkas 2 run (Masterson kick)
Wash. – Farkas 1 run (Masterson kick)
Wash. – Lapka 11 pass from Baugh (Masterson kick)

1944 PACKERS 14, GIANTS 7

NFL Championship
Dec. 17 at Polo Grounds

Green Bay FB Ted Fritsch scored pair of second period TDs... Giants got on board early in final quarter on Ward Cuff plunge... Giant QB Arnie Herber, former Packer called out of retirement for season, was intercepted at GB-20 in final minutes.

Green Bay (9-2)	0	14	0	0	**14**
GIANTS (8-2-1)	0	0	0	7	**7**

G. B. – Fritsch 1 run (Hutson kick)
G. B. – Fritsch 26 pass from Comp (Huston kick)
Giants – Cuff 1 run (Strong kick)

1946 BEARS 24, GIANTS 14

NFL Championship
Dec.15 at Polo Grounds

Betting scandal hit Giants stars Frankie Filchock and Merle Hapes day before game... Filchock, allowed to play, threw pair of third-quarter TDs despite broken nose, to even score at 14-14... But he also threw 6 INTs... Chicago QB Sid Luckman ran for go-ahead TD.

Chicago (9-2-1)	14	0	0	10	**24**
GIANTS (7-4-1)	7	0	7	0	**14**

Chicago – Kavanaugh 21 pass Norm Luckma(Maznicki kick)
Chicago – Magnani 19 interception return (Maznicki kick)
Giants – Liebel 38 pass from Filchock (Strong kick)
Giants – Filipowicz 5 pass from Filchock (Strong kick)
Chicago – Luckman 19 run (Maznicki kick)
Chicago – Maznicki 26 field goal

1950 BROWNS 8, GIANTS 3

American Conference Playoff
Dec. 17 at Cleveland Stadium

Giants beat Cleveland, new to NFL from AAFC, twice in first five games, 6-0 and 17-3... Game played in 10° with minus wind-chill on rock-hard field... Defensive struggle was won by second Lou Groza FG with 58 seconds left in fourth quarter to snap 3-3 tie.

GIANTS (10-3)	0	0	0	3	**3**
Cleveland (11-2)	3	0	0	5	**8**

Cleve. – Groza 11 field goal
Giants – Clay 20 field goal
Cleve. – Groza 28 field goal
Cleve. – Safety: Willis tackled Conerly in end zone

1956 GIANTS 47, BEARS 7

NFL Championship
Dec. 30 at Yankee Stadium

NFL CHAMPIONS

Following "Sneakers Game" script, Giants came out in basketball shoes and iced Chicago... Mel Triplett opened scoring... Two Ben Agajanian FGs and two Alex Webster-TD pops helped Giants to 34-7 halftime lead... Charlie Conerly closed rout with pair of scoring passes.

Chicago (9-3-1)	0	7	0	0	**7**
GIANTS (9-3-1)	13	21	6	7	**47**

Giants – Triplett 17 run (Agajanian kick)
Giants – Agajanian 17 field goal
Giants – Agajanian 43 field goal
Giants – Webster 3 run (Agajanian kick)
Chicago – Casares 9 run (Blanda kick)
Giants – Webster 1 run (Agajanian kick)
Giants – Moore blocked punt rec. in end zone (Agajanlan kick)
Giants – Rote 9 pass from Conerly (kick failed)
Giants – Gifford 14 pass from Conerly (Agajanian kick)

1958 GIANTS 10, BROWNS 0

Eastern Conference Playoff
Dec. 21 at Yankee Stadium

Giants beat Cleveland twice in regular season, second time on final day, 13-10, on Pat Summerall FG in the snow... In playoff, Giants scored lone TD on Frank Gifford to Charlie Conerly lateral... Defense, meanwhile, held Jim Brown to career-low 8 yards on 7 carries.

Cleveland (9-4)	0	0	0	0	**0**
GIANTS (10-3)	7	3	0	0	**10**

Giants – Conerly 10 lateral from Gifford after 8 run (Summerall kick)
Giants – Summerall 26 field goal

1958 COLTS 23, GIANTS 17

NFL Championship
Dec. 28 at Yankee Stadium

"The Greatest Game Ever Played."... Giants led 17-14 early in fourth period on Charlie Conerly TD pass to Frank Gifford... Baltimore's Steve Myhra tied it on FG with just 7 seconds in regulation... Then Alan Ameche won it on 1-yard run at 8:15 of sudden death.

Baltimore (10-3)	0	14	0	3	6	**23**
GIANTS (10-4)	3	0	7	7	0	**17**

Giants – Summerall 36 field goal
Balt. – Ameche 2 run (Myhra kick)
Balt. – Berry 15 pass from Unitas (Myhra kick)
Giants – Triplett 1 run (Summerall kick)
Giants – Gifford 15 pass from Conerly (Summerall kick)
Balt.– Myhra 20 field goal
Balt. – Ameche 1 run (no kick)



AP

1959 COLTS 31, GIANTS 16

NFL Championship
Dec. 27 at Memorial Stadium

Three Pat Summerall FGs gave Giants 9-7 edge heading into fourth quarter...Then Baltimore dashed hopes of the 1958 fantastic finish with 24 straight points... Johnny Unitas ran for one TD and passed for two... Giants' Bob Schnelker caught 9 passes for 175 yards.

GIANTS (10-3)	3	3	3	7	**16**
Baltimore (10-3)	7	0	0	24	**31**

Balt. – Moore 59 pass from Unitas (Myhra kick)
Giants – Summerall 23 field goal
Giants – Summerall 37 field goal
Giants – Summerall 22 field goal
Balt. – Unitas 4 run (Myhra kick)
Balt. – Richardson 12 pass from Unitas (Myhra kick)
Balt. – Sample 42 interception return (Myhra kick)
Balt. – Myhra 25 field goal
Giants – Schnelker 32 pass from Conerly (Summerall kick)

1961 PACKERS 37, GIANTS 0

NFL Championship
Dec. 31 at City Stadium

Brutal Green Bay cold contributed to Kyle Rote's dropping of two sure TDs in first half... Packers capitalized with 24 second-period points... QB Bart Starr threw three TD passes, two to Ron Kramer... Paul Hornung, on leave from Army duty scored 19 points.

GIANTS (10-4-1)	0	0	0	0	**0**
Green Bay (12-3)	0	24	10	3	**37**

G. B. – Hornung 6 run (Hornung kick)
G. B. – Dowler 13 pass from Starr (Hornung kick)
G. B. – Kramer 14 pass from Starr (Hornung kick)
G. B. – Hornung 17 field goal
G. B. – Hornung 22 field goal
G. B. – Kramer 13 pass from Starr (Hornung kick)
G. B. – Hornung 19 field goal

1962 PACKERS 16, GIANTS 7

NFL Championship
Dec. 30 at Yankee Stadium

Giants' Erich Barnes blocked Max McGee end zone punt and rookie Jim Collier recovered for TD... That cut Green Bay's third-quarter lead to 10-7...But Jerry Kramer's second and third FGs, stern defense and icy winds helped Pack hold off Giants.

Green Bay (14-1)	3	7	3	3	**16**
GIANTS (12-3)	0	0	7	0	**7**

G. B. – Kramer 26 field goal
G. B. – Taylor 7 run (Kramer kick)
Giants – Collier blocked punt recovery in end zone (Chandler kick)
G. B. – Kramer 29 field goal
G. B. – Kramer 30 field goal



1956 Championship Game ticket and ring



1963 BEARS 14, GIANTS 10

NFL Championship
Dec. 29 at Wrigley Field

Bitter cold was again the rule... Y.A. Tittle's TD toss to Frank Gifford and Don Chandler FG gave Giants 10-7 halftime lead... But Tittle's wrenched knee led to 5 interceptions... One INT set up Chicago QB Bily Wade's second TD sneak in third quarter.

GIANTS (11-4)	7	3	0	0	**10**
Chicago (12-1-2)	7	0	7	0	**14**

Giants – Gifford 14 pass from Tittle (Chandler kick)
Chicago – Wade 2 run (Jencks kick)
Giants – Chandler 13 field goal
Chicago – Wade 1 run (Jencks kick)

1981 GIANTS 27, EAGLES 21

NFC Wild Card Game
Dec. 27 at Veterans Stadium

Giants made most of first post-season appearance in 18 years... Three Scott Brunner TD passes and Mark Haynes end-zone recovery of fumbled kickoff opened 27-7 lead by halftime... Rob Carpenter helped Giants control ball rest of way with 161 rushing yards.

GIANTS (10-7)	20	7	0	0	**27**
Philadelphia (10-7)	0	7	7	7	**21**

Giants – Bright 9 pass from Brunner (kick failed)
Giants – Mistler 10 pass from Brunner (Danelo kick)
Giants – Haynes fumble recovery in end zone (Danelo kick)
Phila. – Carmichael 15 pass from Jaworski (Franklin kick)
Giants – Mullady 22 pass from Brunner (Danelo kick)
Phila. – Montgomery 6 run (Franklin kick)
Phila. – Montgomery 1 run (Franklin kick)

1981 49ERS 38, GIANTS 24

NFC Divisional Playoff Game
Jan. 3,1982 at Candlestick Park

Joe Montana (304 yards) passed 49ers to 24-10 halftime lead... Giants cut it to 24-17 on second of three Scott Brunner TD tosses, to Johnny Perkins...49ers answered with TDs by Bill Ring (after Gary Jeter unsportmanlike-conduct penalty) and Ronnie Lott (with INT).

GIANTS (10-8)	7	3	7	7	**24**
San Francisco (14-3)	7	17	0	14	**38**

S. F. – Young 8 pass from Montana (Wersching kick)
Giants – Gray 72 pass from Brunner (Danelo kick)
S. F. – Wersching 22 field goal
S. F. – Solomon 58 pass from Montana (Wersching kick)
S. F. – Patton 25 run (Wersching kick)
Giants – Danelo 48 field goal
Giants – Perkins 59 pass from Brunner (Danelo kick)
S. F. – Ring 3 run (Wersching kick)
S. F. – Lott 20 interception return (Wersching kick)
Giants – Perkins 17 pass from Brunner (Danelo kick)

1984 GIANTS 16, RAMS 13

NFC Wild Card Game
Dec. 23 at Anaheim Stadium

Conservative offense, big-play defense led to second Giant wild card triumph in four years... Rob Carpenter ran for TD and Ali Haji-Sheikh booted 3 FGs... Leonard Marshall, Terry Kinard made key second-half tackles... Phil Simms completed 22 of 31 for 179 yards.

GIANTS (10-7)	10	0	6	0	**16**
L. A. Rams (10-7)	0	3	7	3	**13**

Giants – Haji-Sheikh 37 field goal
Giants – Carpenter 1 run (Haji-Sheikh kick)
L. A. Rams- Lansford 38 field goal
Giants – Haji-Sheikh 39 field goal
L. A. Rams – Dickerson 14 run (Lansford kick)
Giants – Haji-Sheikh 36 field goal
L. A. Rams – Lansford 22 field goal



AP Photo/Lui Heung Shing

1984 49ERS 21, GIANTS 10

NFC Divisional Playoff Game
Dec. 29 at Candlestick Park

Giants' playoff road again ended in San Francisco... Joe Montana passed for three first-half TDs, two in first 7 minutes for 14-0 lead... Harry Carson INT-return TD and Ali Haji-Sheikh FG cut it to 14-10...But Giants could get no closer.

GIANTS (10-8)	0	10	0	0	**10**
San Francisco (16-1)	14	7	0	0	**21**

S. F. – Clark 21 pass from Montana (Wersching kick)
S. F. – Francis 9 pass from Montana (Wersching kick)
Giants – Haji-Sheikh 46 field goal
Giants – Carson 14 interception return (Haji-Sheikh kick)
S. F. – Solomon 29 pass from Montana (Wersching kick)

1985 GIANTS 17, 49ERS 3

NFC Wild Card Game
Dec. 29 at Giants Stadium

Giants' first postseason home game since 1962, and first ever at Giants Stadium...They took lead they never lost on Eric Schubert FG... Phil Simms fired TDs to TEs Mark Bavaro, Don Hasselbeck...Joe Morris rushed for 141 yards...Jim Burt sacked Joe Montana twice.

San Francisco (10-7)	0	3	0	0	**3**
GIANTS (11-6)	3	7	7	0	**17**

Giants – Schubert 47 field goal
Giants – Bavaro 18 pass from Simms (Schubert kick)
S. F. – Wersching 21 field goal
Giants – Hasselbeck 3 pass from Simms (Schubert kick)

1985 BEARS 21, GIANTS 0

NFC Divisional Playoff Game
Jan. 5,1986 at Soldier Field

Giants blanked by frigid Lake Michigan wind and Bears' 46 Defense... Gust blew ball from Sean Landeta's hand near goal line in first quarter, with Shaun Gayle running punt in for opening score... Giants managed only 32 yards on ground, 181 total.

GIANTS (11-7)	0	0	0	0	**0**
Chicago (16-1)	7	0	14	0	**21**

Chicago – Gayle 5 punt return (Butler kick)
Chicago – McKinnon 23 pass from McMahon (Butler kick)
Chicago – McKinnon 20 pass from McMahon (Butler kick)

1986 GIANTS 49, 49ERS 3

NFC Divisional Playoff Game
Jan. 4, 1987 at Giants Stadium

Shocking romp over Niners began with Phil Simms-to-Mark Bavaro TD pass... Jim Burt blasted Joe Montana unconscious, but not before Frisco QB threw INT that Lawrence Taylor ran in for 28-3 lead at half... Joe Morris rushed for 159 yards, 2 TDs...Simms completed just 9 passes, but 4 for scores.

San Francisco (10-6-1)	3	0	0	0	**3**
GIANTS (15-2)	7	21	21	0	**49**

Giants – Bavaro 24 pass from Simms (Allegre kick)
S. F. – Wersching 26 field goal
Giants – Morris 45 run (Allegre kick)
Giants – Johnson 15 pass from Simms (Allegre kick)
Giants – Taylor 34 interception return (Allegre kick)
Giants – McConkey 28 pass from Simms (Allegre kick)
Giants – Mowatt 29 pass from Simms (Allegre kick)
Giants – Morris 2 run (Allegre kick)



(AP Photo)

Rob Carpenter holds the record for most rushing attempts in a Giants postseason game with 33 (Dec. 27, 1981).

1986 GIANTS 17, WASHINGTON 0

NFC Championship
Jan. 11, 1987 at Giants Stadium

Giants won toss and, in face of 25-mph winds, chose to defend goal... That was game's most important call... TDs by Lionel Manuel and Joe Morris and Raul Allegre FG produced 17-0 halftime lead... Defense took control in second half and in the middle of paper blizzard, Giants gained a berth in their first Super Bowl.

Washington (14-5)	0	0	0	0	**0**
GIANTS (16-2)	10	7	0	0	**17**

Giants – Allegre 47 field goal
Giants – Manuel 11 pass from Simms (Allegre kick)
Giants – Morris 1 run (Allegre kick)

1986 GIANTS 39, BRONCOS 20

Super Bowl XXI
Jan. 25, 1987 at Rose Bowl

WORLD CHAMPIONS

Giants trailed by only 10-9 at half, thanks to their D... Broncos had first-and-goal at Giant 1 but couldn't score... Then George Martin sacked QB John Elway for safety... Offense roared to life with 30-point second half... MVP Phil Simms completed 22 of 25 for 268 yards, 3 TDs, 0 INTs.

Denver (13-6)	10	0	0	10	**20**
GIANTS (17-2)	7	2	17	13	**39**

Denver – Karlis 48 field goal
Giants – Mowatt 6 pass from Simms (Allegre kick)
Denver – Elway 4 run (Karlis kick)
Giants – Safety: Martin tackles Elway in end zone
Giants – Bavaro 13 pass from Simms (Allegre kick)
Giants – Allegre 21 field goal
Giants – Morris 1 run (Allegre kick)
Giants – McConkey 5 pass from Simms (Allegre kick)
Denver – Karlis 28 field goal
Giants – Anderson 2 run (kick failed)
Denver – Johnson 47 pass from Elway (Karlis kick)



Jim Turner/New York Football Giants

1989 RAMS 19, GIANTS 13 (OT)

NFC Divisional Playoff Game
Jan. 7, 1990 at Giants Stadium

Giants dominated first half with 6-0 edge, then yielded last-second TD after costly interception...Regained lead at 13-7, only to have Rams knot it and send it into OT. Borderline pass interference call in overtime led to winning Rams' TD.

L. A. Rams (13-5)	0	7	0	6	6	**19**
GIANTS (12-5)	6	0	7	0	0	**13**

Giants – Allegre 35 field goal
Giants – Allegre 41 field goal
L. A. Rams – Anderson 20 pass from Everett (Lansford kick)
Giants – O. Anderson. 2 run (Allegre kick)
L. A. Rams – Lansford 31 field goal
L. A. Rams – Lansford 22 field goal
L. A. Rams – Anderson 30 pass from Everett (kick failed)

1990 GIANTS 31, BEARS 3

NFC Divisional Playoff Game
Jan. 13, 1991 at Giants Stadium

After jumping to an early 10-0 lead, the Giants' defense did a strangulation job on the Bears' vaunted rushing attack, limiting the visitors to just 27 total rushing yards and zero first downs... Jeff Hostetler hit on just 10 pass completions for 112 yards, but two went for TDs and he scored another on a 3-yard run in his first-ever playoff action... Giants also had a pair of interceptions by Mark Collins and Everson Walls to complete the rout.

Chicago (12-6)	0	3	0	0	**3**
GIANTS (14-3)	10	7	7	7	**31**

Giants – Bahr 46 field goal
Giants – Baker 21 pass from Hostetler (Bahr kick)
Chicago – Butler 33 field goal
Giants – Cross 5 pass from Hostetler (Bahr kick)
Giants – Hostetler 3 run (Bahr kick)
Giants – Carthon 1 run (Bahr kick)

1990 GIANTS 15, 49ERS 13

NFC Championship
Jan. 20, 1991 at Candlestick Park

One of the most exciting championship games in Giants history as the Big Blue blunted the Niners quest for a third straight Super Bowl on Matt Bahr's 42-yard FG at the gun...Key plays included Erik Howard's jarring tackle on Roger Craig which produced a fumble, recovered by Lawrence Taylor with just 2:36 left to play, and a 30-yard run on a fake punt by LB Gary Reasons that set up a FG to close the gap to 13-12 midway through the final period... Bahr booted an NFC championship record five FGs in the fray and DE Leonard Marshall won Defensive Player of the Week honors with four tackles, two QB sacks and two forced fumbles, with one of the sacks a hellacious hit on Joe Montana that knocked him out of the game with multiple injuries.

GIANTS (15-3)	3	3	3	6	**15**
San Francisco (15-3)	3	3	7	0	**13**

S. F. – Cofer 47 field goal
Giants – Bahr 28 field goal
Giants – Bahr 42 field goal
S. F. – Cofer 35 field goal
S. F. – Taylor 61 pass from Montana (Cofer kick)
Giants – Bahr 46 field goal
Giants – Bahr 38 field goal
Giants – Bahr 42 field goal

1990 GIANTS 20, BILLS 19

Super Bowl XXV
Jan. 27, 1991 at Tampa Stadium

WORLD CHAMPIONS

As if the Giants' NFC title win over the 49ers was not exciting enough, this Super Bowl championship win over the Bills was every bit as thrilling and, in fact, has been called the best Super Bowl game ever...Gutsy Giants bounced back from a 12-3 deficit to take a 17-12 lead after a Super Bowl record 9:29 drive in the third period, gave up a go-ahead Bills' TD, and then won it when Matt Bahr drilled a 21-yard FG late in the game and when his counterpart, Scott Norwood of the Bills, misfired on a 47-yard attempt with four seconds left...Ottis Anderson rushed for 102 yards and won the MVP Award as the Giants also set an all-time Super Bowl record with 40:33 possession time.



Jim Turner/New York Football Giants

Buffalo (15-4)	3	9	0	7	**19**
GIANTS (16-3)	3	7	7	3	**20**

Giants – Bahr 28 field goal
Buffalo – Norwood 23 field goal
Buffalo – Smith 1 yard run (Norwood klck)
Buffalo – B. Smith safety (tackled Hostetler in end zone)
Giants – Baker 14 pass from Hostetler (Bahr kick)
Giants – Anderson, 1 run (Bahr kick)
Buffalo – Thomas, 31 run (Norwood kick)
Giants – Bahr 21 field goal



Jim Turner/New York Football Giants



1986 Super Bowl ring



1990 Super Bowl ring

1993 GIANTS 17, VIKINGS 10

NFC Wild Card Game
Jan. 9, 1994 at Giants Stadium

It was Giants football Dan Reeves' style, as the Giants won the toss and elected to defend the east goal, taking the wind (17 mph at kickoff) in the first quarter. The Giants scored on their first possession, a PK David Treadwell 26-yard FG, but the Vikings took a 10-3 halftime lead on a Jim McMahon-to-Cris Carter 40-yard TD pass and a PK Fuad Reveiz 36-yard FG. Giants RB Rodney Hampton exploded in the third quarter, scoring on runs of 51 and 2 yards. Hampton finished the day with 161 yards on 33 carries to tie the team postseason marks in each category. The Giants defense did not allow Minnesota to run a single play inside the Giants 20-yard line all day.

Minnesota (9-8)	0	10	0	0	**10**
GIANTS (12-5)	3	0	14	0	**17**

Giants – Treadwell 26 field goal
Vikings - C.Carter 40 pass from McMahon (Reveiz kick)
Vikings - Reveiz 52 field goal
Giants – Hampton 51 run (Treadwell kick))
Giants – Hampton 2 run (Treadwell kick)

1993 49ers 44, GIANTS 3

NFC Divisional Playoff Game
Jan. 15, 1994 at Candlestick Park

The 49ers ended the Giants' season in dominant fashion as SF scored on its first three possessions for a 16-0 lead. The Giants only score of the day came on a PK David Treadwell 25-yard FG in the second quarter, but the Giants trailed at the half, 23-3. After allowing just seven rushing TDs the entire regular season, the Giants defense watched SF RB Ricky Watters set an NFL postseason single-game record as he scored five rushing TDs. Watters rushed for 118 yards on 24 carries, while Giants RB Rodney Hampton rushed for just 12 yards. The game marked the end of Giants LB Lawrence Taylor's 13-year career as he announced his retirement following the game. The 44 points were the most ever allowed by the Giants in a postseason game.

GIANTS (12-6)	0	3	0	0	**3**
San Francisco (11-6)	9	14	14	7	**44**

49ers - Watters 1 run (kick no good)
49ers - Cofer 29 field goal
49ers - Watters 1 run (Cofer kick)
49ers - Watters 2 run (Cofer kick)
Giants - Treadwell 25 field goal
49ers - Watters 6 run (Cofer kick)
49ers - Watters 2 run (Cofer kick)
49ers - Logan 2 run (Cofer kick)

1997 VIKINGS 23, GIANTS 22

NFC Wild Card Game
Dec. 27, 1997 at Giants Stadium

In a stunning collapse, the Giants watched a nine-point lead evaporate in the final two minutes of the game as the season ended in a 23-22 loss to Minnesota. The Giants were in front, 22-13, at the two-minute warning, but the Vikings were at the Giants 49-yard line following a 26-yard punt by P Brad Maynard. Vikings QB Randall Cunningham completed a 19-yard pass to WR Cris Carter to get the Vikings to the Giants 30-yard line with 1:38 left to play, and then he completed a 30-yard touchdown pass to WR Jake Reed to close the gap to 22-20. Minnesota executed an onside kick on the ensuing kickoff that bounced off WR Chris Calloway and into the hands of Minnesota WR Chris Walsh at the Vikings 39. Faced with a third-and-four situation, Cunningham fired a slant pass to Carter, who turned the play into a 21-yard gain to the Giants 34-yard line. A pass interference call gave the Vikings a first down at the Giants 21 with 50 seconds left. Vikings RB Robert Smith ran up the middle for 16 yards to the Giants five to set up PK Eddie Murray's game-winning 24-yard field goal with 10 seconds remaining for a 23-22 Vikings lead.

Minnesota (10-7)	0	3	7	13	**23**
GIANTS (10-6-1)	6	13	0	3	**22**

Giants - Daluiso 43 field goal
Giants - Daluiso 22 field goal
Giants - Pierce 2 pass from Kanell (Daluiso kick)
Giants - Daluiso 41 field goal
Vikings - Murray 26 field goal
Giants - Daluiso 51 field goal
Vikings - Hoard 4 run (Murray kick)
Vikings - Murray 26 field goal
Giants - Daluiso 22 field goal
Vikings - Reed 30 pass from R.Cunningham (Murray kick)
Vikings - Murray 24 field goal

2000 GIANTS 20, EAGLES 10

NFC Divisional Playoff Game
Jan. 7, 2001 at Giants Stadium

The Giants won their ninth consecutive game against Philadelphia without scoring an offensive touchdown, thanks to a dominant defensive performance. Rookie Ron Dixon gave the Giants an instant lead when he returned the opening kickoff 97 yards for a touchdown. The Giants increased their lead to 10-0 on Brad Daluiso's 37-yard field goal on the first play of the second period. Jason Sehorn made it 17-0 when he scored on a spectacular 32-yard interception return in which he fell to the ground while tipping the ball in the air, then jumped up and grabbed the ball before racing to the end zone. Daluiso later added a 25-yard field goal. The Giants defense held Philadelphia to 186 total yards (46 on the ground) and 11 first downs.

Philadelphia (12-6)	0	3	0	7	**10**
GIANTS (13-4)	7	10	0	3	**20**

Giants- Dixon 97 kickoff return (Daluiso kick)
Giants - Daluiso 37 field goal
Giants - Sehorn 32 interception return (Daluiso kick)
Eagles - Akers 28 field goal
Giants - Daluiso 25 field goal
Eagles - Small 10 pass from McNabb (Akers kick)

2000 GIANTS 41, VIKINGS 0

NFC Championship Game
Jan. 14, 2001 at Giants Stadium

In one of the most dominant performances ever in a championship game, the Giants raced to a 34-0 halftime lead and crushed the Vikings to advance to their first Super Bowl in 10 years. The Giants rolled up 518 total yards and 31 first downs, while the defense limited Minnesota's heralded attack to 114 yards and nine first downs. Quarterback Kerry Collins played the finest game of his career, completing 28 of 39 passes for 381 yards and five touchdowns. Ike Hilliard caught 10 passes for 155 yards and two scores. Collins' 46-yard pass to Hilliard gave the Giants a 7-0 lead just four plays into the game. After the Giants recovered a Minnesota fumble on the ensuing kickoff, Collins hit Greg Comella for another score and a 14-0 lead. In the second period, Joe Jurevicius and Hilliard caught touchdown passes and Brad Daluiso kicked a pair of field goals. Amani Toomer closed out the scoring with a 7-yard touchdown reception. The Giants held the ball for the final 12:53.

Minnesota (12-6)	0	0	0	0	**0**
GIANTS (14-4)	14	20	7	0	**41**

Giants - Hilliard 46 pass from Collins (Daluiso kick)
Giants - Comella 18 pass from Collins (Daluiso kick)
Giants - Daluiso 21 field goal
Giants - Jurevicius 8 yd. pass from Collins (Daluiso kick)
Giants - Daluiso 22 field goal
Giants - Hilliard 7 yd. pass from Collins (Daluiso kick)
Giants - Toomer 7 yd. pass from Collins (Daluiso kick)



Jim Turner/New York Football Giants



Jim Turner/New York Football Giants

2000 RAVENS 34, GIANTS 7

Super Bowl XXXV
Jan. 28, 2001
at Raymond James Stadium

For the first time in three Super Bowl appearances the Giants came up flat and lost to the Ravens. The Giants could not get untracked against Baltimore's highly-rated defense, gaining only 152 yards (66 on the ground) and picking up 11 first downs (2 rushing). Quarterback Kerry Collins struggled, completing only 15 of 39 passes for 112 yards and four interceptions. Brad Maynard punted a Super Bowl-record 11 times for a 38.4-yard average. The Giants defense played well, limiting the Ravens to 244 yards and 13 first downs. Baltimore took a 7-0 lead in the first period on a 38-yard pass from Trent Dilfer to Brandon Stokley. Matt Stover added a 47-yard field goal in the second period for a 10-0 halftime lead. The Ravens advantage grew to 17-0 when Duane Starks intercepted a Collins pass and returned it 49 yards for a touchdown early in the third period. The Giants responded with their only touchdown of the day, on Ron Dixon's 97-yard kickoff return. But Baltimore immediately scored on the next kickoff, as Jermaine Lewis returned it 84 yards for a score and a 31-7 lead. Jamal Lewis, who rushed for 102 yards, scored on a 3-yard run and Stover kicked a 34-yard field goal in the fourth period.

Baltimore (16-4)	7	3	14	10	**34**
GIANTS (14-5)	0	0	7	0	**7**

Ravens- Stokley 38 pass from Dilfer (Stover kick)
Ravens - Stover 47 field goal
Ravens - Starks 49 interception return (Stover kick)
Giants - Dixon 97 kickoff return (Daluiso kick)
Ravens - Je. Lewis 84 kickoff return (Stover kick)
Ravens - Ja. Lewis 3 run (Stover kick)
Ravens - Stover 34 field goal



Jim Turner/New York Football Giants

Ron Dixon provided the only Giants points in Super Bowl XXXV with his 97-yard kickoff return.

2002 49ERS 39, GIANTS 38

NFC Wild Card Game
Jan. 5, 2003 at Candlestick Park

The Giants' season ended with a shocking and heartbreaking defeat as they wasted a 38-14 third-quarter lead and fell to the 49ers. Four touchdown passes by Kerry Collins – three to Amani Toomer and one to Jeremy Shockey – a touchdown run by Tiki Barber and Matt Bryant's field goal gave the Giants what seemed to be a commanding 24-point lead with 4:27 left in the third quarter. But the 49ers mounted a quick and complete comeback. Terrell Owens caught a 26-yard touchdown pass from Jeff Garcia, who then ran 14 yards for another score. Jeff Chandler's 25-yard field goal pulled San Francisco to within 38-33. With 1:00 remaining, Garcia threw a 13-yard touchdown pass to Tai Streets. The 2-point conversion attempt failed, but the Niners had a 1-point lead. The Giants had a chance to pull the game out. After Delvin Joyce's 32-yard kickoff return, the Giants drove from their own 48-yard line to the San Francisco 23. Matt Bryant lined up for what could have been the game-winning 41-yard field goal. But Trey Junkin's snap was low and wide. Holder Matt Allen took off and threw a desperation pass toward Rich Seubert, a guard who was an eligible receiver on the play. Seubert was interfered with by Chike Okeafor, but the officials did not throw a flag and the game ended as a huge disappointment for the Giants.

GIANTS (10-6)	7	21	10	0	**38**
San Francisco (10-6)	7	7	8	17	**39**

49ers - T.Owens 76 pass from J.Garcia (J.Chandler kick)
Giants - Toomer 12 pass from Collins (M.Bryant kick)
Giants - J.Shockey 2 pass from K.Collins (M.Bryant kick)
49ers - K.Barlow 1 run (J.Chandler kick)
Giants - A.Toomer 8. pass from K.Collins (M.Bryant kick)
Giants - A.Toomer 24 yd. pass from K.Collins (M.Bryant kick)
Giants - T.Barber 6 run (M.Bryant kick)
Giants - M.Bryant 21field goal
49ers - T.Owens 26 pass from J.Garcia (J.Garcia-T.Owens pass)
49ers - J.Garcia 14 run (J.Garcia-T.Owens pass)
49ers - J.Chandler 25 field goal
49ers - T.Streets 13 pass from J.Garcia (pass failed)

2005 PANTHERS 23, GIANTS 0

NFC Wild Card Game
Jan. 8, 2006 at Giants Stadium

The Giants lost a playoff game in Giants Stadium for just the third time when they fell to the Carolina Panthers, 23-0. Carolina dominated the game, holding big advantages in offensive plays (71-35), time of possession (42:45-17:15), first downs (23-9), total yards (335-132) and rushing yards (223-41). The Giants hurt themselves with five turnovers, including three Eli Manning interceptions on consecutive possessions in the second half (two by Marlon McCree and one by Ken Lucas). Manning also fumbled late in the game. The Giants converted just one of seven third-down opportunities. Steve Smith caught a touchdown pass and ran in for another score and John Kasay kicked three field goals for the Panthers. DeShaun Foster rushed for 151 yards on 27 carries, a 5.6-yard average that was reflective of the Giants' tackling difficulties throughout the game. Jake Delhomme completed 15 of 22 passes for 140 yards. Smith had 10 of those receptions. For the Giants, Tiki Barber rushed for 41 yards, or 75 yards less than his regular season average. Manning completed 10 of 18 passes for 113 yards and was sacked four times. Jeremy Shockey, Amani Toomer and Barber had three catches apiece. Smith scored the game's first points on a 22-yard touchdown reception. Later in the second quarter, a Carolina punt bounced off Gibril Wilson's leg and was recovered by the Panthers, setting up Kasay's 21-yard field goal. Smith scored on a 12-yard reverse immediately following Manning's first interception and Kasay added two fourth-quarter field goals.

Carolina (11-5)	0	10	7	6	**23**
GIANTS (10-6)	0	0	0	0	**0**

Panthers - S.Smith 22 pass from J.Delhomme (J.Kasay kick)
Panthers - J.Kasay 31Field Goal (4-2, 0:58)
Panthers - S.Smith 12 yd. run (J.Kasay kick)
Panthers - J.Kasay 45 Field Goal
Panthers - J.Kasay 18 yd. Field Goal

2006 EAGLES 23, GIANTS 20

NFC Wild Card Game
Jan. 7, 2007 at Lincoln Financial Field

David Akers' 38-yard field goal as time expired sent the Giants to a second Wild Card game defeat in as many seasons, 23-20, to the Eagles in Philadelphia. The Giants overcame a 10-point fourth-quarter deficit to tie the score, but couldn't prevent the Eagles from driving 46 yards in the final 5:04 for the game-winning score. Tiki Barber rushed for 137 yards in his final NFL game, Eli Manning completed 16 of 27 passes for 161 yards and Plaxico Burress had two touchdown receptions. The Giants also got a pair of field goals from Jay Feely. The Eagles scored on a 49-yard touchdown run by Brian Westbrook, Jeff Garcia's 28-yard touchdown pass to Donte Stallworth and three Akers field goals. Akers' 48-yard field goal – the longest in Philadelphia postseason history – increased the Eagles' advantage to 20-10 with 2:37 remaining in the third quarter. Feely's 24-yard field goal pulled the Giants to within 20-13 just 10 seconds into the fourth quarter. They tied the game at 20-20 when Eli Manning found Burress in the end zone for an 11-yard touchdown pass with 5:04 remaining. Burress' second touchdown capped a 13-play, 80-yard drive in the rain that took 7:09 to complete. The Giants needed a stop so they could get the ball back and try to win a game. But they never owed the ball again. Westbrook's 13-yard run gave Philly a first down on the Giants' 19-yard line with 1:48 remaining. From there, the Eagles bled the clock until they called timeout with three seconds left. Akers then booted the game-winner.

GIANTS (8-8)	7	3	0	10	**20**
Philadelphia (10-6)	0	17	3	3	**23**

Giants- P. Burress 17 yd. pass from E.Manning (J.Feely kick)
Eagles- B.Westbrook 49 yd. run (D.Akers kick)
Eagles- D.Akers 19 yd. Field Goal
Giants- J.Feely 20 yd. Field Goal
Eagles- D.Stallworth 28 yd. pass from J.Garcia (D.Akers kick)
Eagles- D.Akers 48 yd. Field Goal
Giants- J.Feely 24 yd. Field Goal
Giants- P. Burress 11 yd. pass from E.Manning (J.Feely kick)
Eagles- D.Akers 38 yd. Field Goal

2007 GIANTS 24, BUCCANEERS 14

NFC Wild Card Game
Jan. 6, 2008 at Raymond James Stadium

Before the Giants opened postseason play in an NFC Wild Card Game at Tampa Bay, Tom Coughlin had a simple message for his players: "Let's keep playing." So they did. Carrying their season-long road success into the playoffs, the Giants prevailed, 24-14, over the NFC South champion Buccaneers. They broke a four-game postseason losing streak that began in Super Bowl XXXV – in Raymond James Stadium, the home of the Bucs. The Giants also won their first playoff road game since the 1990 NFC Championship Game in San Francisco. They defeated Bucs quarterback Jeff Garcia, who had beaten them in the playoffs with the 49ers in 2002 and Philadelphia in 2006. Brandon Jacobs scored two touchdowns for the Giants, one on a five-yard reception, the other on an eight-yard run. Jacobs became the first Giants player in history with a rushing and receiving touchdown in the same postseason game. Amani Toomer caught a touchdown pass and Lawrence Tynes kicked a 25-yard field goal for the Giants. Eli Manning completed 20 of 27 passes for 185 yards, the two touchdowns and no interceptions as the Giants won a postseason game for the first time with him taking the snaps. The Giants entered the game with a minus-nine turnover differential, or minus-24 relative to the Bucs' plus-15. Yet they had three takeaways to none for the Bucs. The first, a fumble recovery by Corey Webster on the second-half kickoff, led to Tynes' field goal. The second, a Webster interception in the end zone, likely denied the Bucs points. The third, a pick by R.W. McQuarters with 1:53 remaining, sealed the deal. The Giants played without center Shaun O'Hara (knee) and cornerback Sam Madison (abdominal). But Grey Ruegamer and Webster filled in superbly (the corner holding Joey Galloway to one nine-yard reception). They were among a large cast of key contributors. Toomer had a game-high seven catches for 74 yards. Rookie Ahmad Bradshaw came off the bench to rush for a game-high 66 yards. Michael Strahan had a career postseason high of nine tackles (eight solo). Gerris Wilkinson, who started for Kawika Mitchell (knee) had seven tackles (five solo). Tank Daniels had two special teams tackles and forced the fumble that Webster recovered. Zak DeOssie also had two special teams tackles. The offensive line allowed only one sack. Tampa Bay took an early lead on Earnest Graham's one-yard run, but Jacobs' two touchdowns gave the Giants a 14-7 halftime advantage. The first score successfully concluded an eight-play, 53-yard drive that took 4:04 to complete. Manning completed five passes for 49 yards in the series. Toomer accounted for 40 yards on three catches. On their next series, the Giants drove 65 yards in seven plays. The biggest play of the series was Manning's 21-yard pass to Steve Smith on third-and-two. Tynes' field goal and Toomer's touchdown midway through the fourth quarter extended the Giants' lead to 24-7 before Tampa Bay added a late score. Toomer scored at the end of a 15-play, 92-yard drive that featured 38 yards rushing by Bradshaw and three Toomer receptions for 27 yards.

GIANTS (11-6)	0	14	3	7	**24**
Buccaneers (10-6)	7	0	0	7	**14**

Buccaneers-E.Graham 1 yd. run (M.Bryant kick)
Giants-B.Jacobs 5 yd. pass from E.Manning (L.Tynes kick)
Giants-B.Jacobs 8 yd. run (L.Tynes kick)
Giants-L.Tynes 25 yd. Field Goal
Giants-A.Toomer 4 yd. pass from E.Manning (L.Tynes kick)
Buccaneers-A.Smith 6yd. pass from J.Garcia (M.Bryant kick)

2007 GIANTS 21, COWBOYS 17

NFC Divisional Playoff Game
Jan. 13, 2008 at Texas Stadium

The Giants avenged their only road defeat of the season, a 45-35 opening-night loss, with a 21-17 victory over the top-seeded Dallas Cowboys in an NFC Divisional Playoff Game in Texas Stadium. The Cowboys had defeated the Giants twice in the regular season. The Giants became the first team to beat the NFC's No. 1 seed in the divisional round since the current postseason format (six teams from each conference) was adopted in 1990. Amani Toomer scored a pair of touchdowns on receptions of 52 and four yards form Eli Manning. Brandon Jacobs' one-yard touchdown run with 13:29 remaining provided the Giants with the game-winning points. But the victory was not assured until R.W. McQuarters intercepted Tony Romo's pass for Terry Glenn in the end zone with nine seconds remaining. It was the game's only takeaway. Manning had a career-high 132.4 passer rating after completing 12 of 18 passes for 163 yards, the two scores to Toomer and no interceptions. The Giants played with a severely depleted secondary. Sam Madison (stomach) and Kevin Dockery (hip flexor) were inactive. A third cornerback, Aaron Ross, left the game for good in the third quarter with a shoulder injury. That left Corey Webster, McQuarters and Geoffrey Pope – who spent the entire regular season on the practice squad before joining on the active roster on Dec. 31 – as the only healthy corners. All played extensively in the second half. The secondary, aided by a relentless second-half pass rush, stayed strong throughout the game. The Cowboys scored on Tony Romo's five-yard touchdown pass to Terrell Owens and Marion Barber's one-yard run in the second quarter and Nick Folk's 34-yard field goal in the third. Romo completed 18 of 36 passes for 201 yards and his 64.7 rating was less than half of Manning's. Toomer turned a short Manning pass into a 52-yard touchdown on the Giants' fifth offensive play. After Dallas took a 14-7 lead, Manning led the Giants on a 71-yard drive in the final minute of the half that ended with a four-yard scoring pass to Toomer and a 14-14 halftime tie. Folk gave the Cowboys a 17-14 lead before Jacobs' touchdown on the third play of the fourth quarter gave the Giants the lead for good. But the Cowboys had one last chance when they took possession at the Giants' 48-yard line with 1:50 remaining. Dallas soon faced second-and-11 at the 23. Two incomplete passes left them staring at a fourth down with the seasons of both teams hanging in the balance. Owens was double covered, so Romo threw to the center of the end zone for Terry Glenn. But McQuarters stepped up and picked off the pass, sending the Giants to the NFC Championship Game.

GIANTS (12-6)	7	7	0	7	**21**
Cowboys (13-3)	0	14	3	0	**17**

Giants-A.Toomer 52 yd. pass from E.Manning (L.Tynes kick)
Cowboys-T.Owens 5 yd. pass from T.Romo (N.Folk kick)
Cowboys-M.Barber 1 yd. run (N.Folk kick)
Giants-A.Toomer 4 yd. pass from E.Manning (L.Tynes kick)
Cowboys-N.Folk 34 yd. Field Goal
Giants-B.Jacobs 1 yd. run (L.Tynes kick)

2007 GIANTS 23, PACKERS 20 (OT)

NFC Championshi
Jan. 20, 2008 at Lambeau Field (72,740)

The coldest game in Giants history was also one of the most memorable and satisfying the franchise has ever played. The Giants overcame the elements – and the Packers – to defeat Green Bay in overtime, 23-20, in the NFC Championship Game in frigid Lambeau Field. Lawrence Tynes provided the game-winning points when he kicked a 47-yard field goal with 2:35 elapsed in overtime. Tynes had missed his previous two attempts, including one on the final play of regulation. It was the first time in the history of Lambeau that a visiting player had kicked a field goal of more than 40 yards in a postseason game. The score was set up by Corey Webster's interception on the second play of overtime. The temperature at game time was minus-one degree with winds of 12 miles-an-hour – a numbing wind chill of minus-23. In terms of temperature alone, this was the third-coldest NFL game on record. At the famed Ice Bowl between the Packers and Dallas Cowboys in Lambeau on Dec. 31, 1967, it was 13 below zero at kickoff. In the 1981 Chargers-Bengals AFC Championship Game in Cincinnati, it was nine below. Brandon Jacobs (one-yard run) and Ahmad Bradshaw (four-yard run) scored touchdowns and Tynes added a 29-yard field goal for the Giants. Eli Manning set career postseason highs with 40 passes, 21 completions and 251 yards. Plaxico Burress established a franchise postseason record with 11 catches, for 151 yards. The old mark of 10 was set by Ike Hilliard in the 2000 NFC Championship Game victory over Minnesota. Defensively, the Giants held Green Bay to 28 rushing yards, forced Favre into two late interceptions and limited the Packers to one successful third down conversion on 10 tries. The Giants dominated the game statistically, outgaining Green Bay (380-264), rolling up 11 more first downs (24-13) and owning the ball for 40:01 to just 22:34 for the Packers. The Packers scored on Driver's 90-yard catch-and-run and Favre's 12-yard touchdown pass to Donald Lee, plus field goals by rookie Mason Crosby of 36 and 37 yards. Crosby's second field goal, with 11:46 remaining in the fourth quarter, tied the score at 20-20. The Giants had a chance to prevent the score when R.W. McQuarters intercepted a Favre pass at the eight-yard line. But McQuarters was hit by Ryan Grant and fumbled and the ball bounced right to Packers tackle Mark Tauscher, who plucked it out of the air at the 19. It was the Giants' first turnover of the postseason…In overtime, Favre threw a pass to Driver, but Webster stepped up and picked off the ball, returning it nine yards to the Green Bay 34-yard line. Ahmad Bradshaw gained five yards on two runs before Manning's pass for Steve Smith fell incomplete. Tynes then sent the Giants to the Super Bowl with one of the biggest field goals in franchise history.

GIANTS (13-6)	3	3	14	0	3	**23**
Packers (13-3)	0	7	10	3	0	**20**

Giants-L.Tynes 29 yd. Field Goal
Giants-L.Tynes 37 yd. Field Goal
Packers-D.Driver 90 yd. pass from B.Favre (M.Crosby kick)
Packers-M.Crosby 36 yd. Field Goal
Giants-B.Jacobs 1 yd. run (L.Tynes kick)
Packers-D.Lee 12 yd. pass from B.Favre (M.Crosby kick)
Giants-A.Bradshaw 4 yd. run (L.Tynes kick)
Packers-M.Crosby 37 yd. Field Goal
Giants-L.Tynes 47 yd. Field Goal (OT)



Plaxico Burress had a record-setting day in the NFC Championship Game in the Giants' 23-20 overtime victory.

2007 GIANTS 17, PATRIOTS 14

Super Bowl XLII, Feb. 3, 2008
at University of Phoenix Stadium
(71,101)

WORLD CHAMPIONS

Super Bowl XLII had a perfect ending, but the unexpected twist was that it belonged to the Giants. Eli Manning engineered a fourth quarter comeback drive for the ages and concluded perhaps the greatest postseason run in NFL history as the underdog Giants upset the previously undefeated New England Patriots, 17-14, in Super Bowl XLII in University of Phoenix Stadium in Glendale, Ariz. The Giants won their third championship of the Super Bowl era – the first in 17 years - and seventh overall in what will surely be remembered as one of the most exciting title games in NFL history. It was the first of 42 Super Bowls in which the lead changed hands three times in the fourth quarter. Plaxico Burress scored the game-winning points with only 35 seconds remaining on a 13-yard pass from Manning. The score concluded a 12-play, 83-yard drive that commenced immediately after New England had taken a 14-10 lead with less than three minutes remaining. Manning, voted the game's most valuable player, completed 19 of 34 passes for 255 yards, two touchdowns and an interception, which deflected off Steve Smith's hands. David Tyree scored the Giants' first touchdown and made an unbelievable catch on the game-winning drive. Ahmad Bradshaw and Brandon Jacobs combined for 87 rushing yards. Amani Toomer caught six passes for 84 yards and Smith added five for 50 yards. Lawrence Tynes kicked a 32-yard field goal, which ultimately proved to be the deciding points. The Giants' defense was magnificent. New England averaged almost 37 points a game in the regular season. The Giants held them to 14. The Patriots averaged 411.3 yards a game, but totaled only 274 in the Super Bowl. The Patriots rushed for only 45 yards and did not have a run longer than nine yards. Tom Brady was sacked five times. Brady's six-yard touchdown pass to Randy Moss gave the Pats a 14-10 lead with just 2:42 remaining. Cornerback Corey Webster slipped on the play and New England reached the end zone at the end of a 12-play, 80-yard drive. Manning responded by completing five of nine passes for 77 yards on the game-winning drive. The one everyone will long remember came on a third-and-five from the Giants' 44. Manning, seemingly about to be sacked, escaped, steadied himself and fired a pass down the middle of the field for Tyree, who was closely covered by safety Rodney Harrison. Both players jumped for the ball, which somehow landed on top of Tyree's helmet. But the receiver wrestled the ball away from Harrison for what may well be the greatest catch in Super Bowl history. The 32-yard gain gave the Giants a first down at the New England 24. Three players later, Smith picked up a huge first down and Manning followed with the game-winning throw to Burress.

GIANTS (14-6)	3	0	0	14	**17**
Patriots (18-0)	0	7	0	7	**14**

Giants-L.Tynes 32 yd. Field Goal
Patriots-L.Maroney 1 yd. run (S.Gostkowski kick)
Giants-D.Tyree 5 yd. pass from E.Manning (L.Tynes kick)
Patriots-R.Moss 6 yd. pass from T.Brady (S.Gostkowski kick)
Giants-P.Burress 13 yd. pass from E.Manning (L.Tynes kick)


AP Photo/Gene Puskar

Super Bowl XLII will forever be remembered for Manning's escape and Tyree's 38-yard catch.

2008 EAGLES 23, GIANTS 11

NFC Divisional Playoff Game
January 11, 2009 at Giants Stadium

The Giants picked a bad day to have a bad day and saw their championship reign come to an end in a 23-11 home loss to the Philadelphia Eagles. The Giants lost just two home games in the 2008 season - both to Philadelphia. They outgained the Eagles, 307-276, including 138-59 on the ground, but were doomed by an inability to take advantage of opportunities in close. The Giants advanced as far as Philadelphia's 17-yard line three times - and had a first down on the 11 on their initial possession - but settled for field goals each time. The Giants converted only three of 13 third down opportunities. Their last five possessions ended, in order, with a missed field goal, twice on downs, an interception and a fumble. The Giants scored on John Carney field goals of 22, 34 and 36 yards and a safety when Donovan McNabb was penalized for intentional grounding in the end zone. Carney also missed field goal attempts of 46 and 47 yards. Philadelphia got a one-yard touchdown run from McNabb, a one-yard scoring pass to tight end Brent Celek and David Akers field goals of 25, 35 yards and 20 yards. Brian Westbrook was held to 36 rushing yards and 10 receiving yards (on two catches).

Eagles (9-6-1)	7	3	3	10	**23**
Giants (12-4)	3	5	3	0	**11**

Eagles-J.Carney 22 yd. Field Goal
Eagles-D.McNabb 1 yd. run (D.Akers kick)
Giants-Penalty on D.McNabb enforced in end zone for a Safety
Giants-J.Carney 34 yd. Field Goal
Eagles-D.Akers 25 yd. Field Goal
Giants-J.Carney 36 yd. Field Goal
Eagles-D.Akers 35 yd. Field Goal
Eagles-B.Celek 1 yd. pass from D.McNabb (D.Akers kick)
Eagles-D.Akers 20 yd. Field Goal


AP Photo/Kathy Willens

Ahamd Bradshaw opened the game with a 65-yard kickoff return.

2011 GIANTS 24, FALCONS 2

NFC Wild Card Playoff Game
January 8, 2012 at MetLife Stadium

The Giants used a smothering defense and an opportunistic, big-play offense to rout the Falcons, 24-2, their first postseason victory since Super Bowl XLII and their first home playoff win since the 2000 NFC Championship Game triumph over Minnesota. Eli Manning threw three touchdown passes - four and 72 yards to Hakeem Nicks and 27 yards to Mario Manningham. The Giants also got a 22-yard field goal from Lawrence Tynes. Manning completed 23 of 32 passes for 277 yards. Brandon Jacobs ran for a career postseason high 92 yards and Ahmad Bradshaw added 63 as the Giants ran for 172 yards, 50 more than their previous high total in the 2011 season. The Giants' 442 net yards was their third-highest total in a postseason game. The defense was even more dominant. The unit did not allow a point – the Falcons' only score was on a safety. Atlanta rushed for only 64 yards, including 41 on 15 carries by Michael Turner, who ran for 1,340 yards in the regular season. The Giants stopped the Falcons on 10 of 14 third down attempts and all three of their fourth-down conversion tries, including a pair of fourth-and-one quarterback sneaks by Matt Ryan.

Falcons (10-6)	0	2	0	0	**2**
Giants (9-7)	0	7	10	7	**24**

Falcons-Penalty on E. Manning enforced in end zone
for a safety (Intentional Grounding)
Giants-H. Nicks 4 yd. pass from E. Manning (L. Tynes kick)
Giants-L. Tynes 22 yd. Field Goal
Giants-H. Nicks 72 yd. pass from E. Manning (L. Tynes kick)
Giants-M. Manningham 27 yd. pass from E. Manning (L. Tynes kick)


AP Photo/Bill Kostroun

Pierre-Paul and the Giants held ATL's offense scoreless

2011 GIANTS 37, PACKERS 20

NFC Divisional Playoff Game
January 15, 2012 at Lambeau Field

For the second time in five seasons, the Giants traveled to Wisconsin in January and stunned a higher-seeded Green Bay Packers team. They rode a terrific defensive effort and three Eli Manning touchdown passes to defeat the top-seeded, 15-1, defending Super Bowl Champion Packers, 37-20, an NFC Divisional Playoff Game in Lambeau Field. It was the third time the Giants eliminated the defending Super Bowl champions from the playoffs. In 1985, the defeated the 49ers in an NFC Wild Card Game in Giants Stadium, 17-3 and five years later, they beat the Niners in San Francisco in the NFC Championship Game. The defense held a Packers team that had averaged 40.1 points at home to half its average and forced four turnovers. Manning completed 21 of 33 passes for a career postseason-high 330 yards and three touchdowns – 66 and 37 yards to Hakeem Nicks and four yards to Mario Manningham. The 37-yarder to Nicks was a Hail Mary on the final play of the second quarter. Brandon Jacobs scored on a 14-yard run and Lawrence Tynes kicked field goals of 31, 23 and 35 yards. The Packers scored on Aaron Rodgers touchdown passes of eight yards to fullback John Kuhn and 16 yards to wide receiver Donald Driver, plus Mason Crosby field goals of 47 and 35 yards.

Giants (10-7)	10	10	0	17	**37**
Packers (15-1)	3	7	3	7	**20**

Giants-L. Tynes 31 yd. Field Goal
Packers-M. Crosby 47 yd. Field Goal
Giants-H. Nicks 66 yd. pass from E. Manning (L.Tynes kick)
Packers-J. Kuhn 8 yd. pass from A. Rodgers (M. Crosby kick)
Giants-L. Tynes 23 yd. Field Goal
Giants-H. Nicks 37 yd. pass from E. Manning (L.Tynes kick)
Packers-M. Crosby 35 yd. Field Goal
Giants-L. Tynes 35 yd. Field Goal
Giants-M. Manningham 4 yd. pass from E. Manning (L.Tynes kick)
Packers-D. Driver 16 yd. pass from A. Rodgers (M. Crosby kick)
Giants-B. Jacobs 14 yd. run (L.Tynes kick)



AP Photo/Evan Pinkus

Hakeem Nicks scored on a Hail Mary pass right before the half.

2011 GIANTS 20, 49ers 17 (OT)

NFC Championship Game
January 22, 2012 at Candlestick Park

The Giants again showed they know how to play exciting NFC championship games. More importantly, they know how to win them. Just as they did four years earlier, the Giants advanced to the Super Bowl with a thrilling overtime victory on the road in the conference title game. In rainy and windy Candlestick Park, Lawrence Tynes kicked a 31-yard field goal with 7:54 elapsed in the extra period to give the Giants a 20-17 victory over the San Francisco 49ers. The game-winning kick was set up by an overtime takeaway when Devin Thomas recovered a Kyle Williams fumble on a punt return that was forced by Jacquian Williams. In the fourth quarter, Thomas had recovered a Kyle Williams fumble on a punt, setting up Eli Manning's 17-yard touchdown pass to Mario Manningham. The officials originally ruled that Williams didn't touch the ball and that Thomas had merely downed it. Tom Coughlin challenged the ruling and after review, referee changed the call to a fumble and a recovery. Manning threw for 316 yards and two touchdowns while setting Giants postseason records with 58 passes and 32 completions. The other touchdown was scored by Bear Pascoe, his first as a professional. Tynes kick another 31-yard field goal. Victor Cruz had 10 receptions for 142 yards, including eight for 125 in the first half. Ahmad Bradshaw totaled 126 yards from scrimmage, including 74 on the ground. Chase Blackburn had a team-high seven tackles (five solo). Jason Pierre-Paul had six tackles (five solo), a half-sack and deflected a pass. The 49ers scored on Alex Smith touchdown passes of 73 and 28 yards to tight end Vernon Davis and David Akers' 25-yard field goal.

Giants (11-7)	0	10	0	7	3	**20**
49ers (14-3)	7	0	7	3	0	**17**

49ers-V. Davis 73 yd. pass from Alex Smith (D. Akers kick)
Giants-B. Pascoe 6 yd. pass from E. Manning (L. Tynes kick)
Giants-L. Tynes 31 yd. Field Goal
49ers-V. Davis 28 yd. pass from Alex Smith (D. Akers kick)
Giants- M. Manningham 17 yd. pass from E. Manning (L. Tynes kick)
49ers-D. Akers 25 yd. Field Goal
Giants-L. Tynes 31 yd. Field Goal



AP Photo/G. Newman Lowrance

Jacquian Williams' forced fumble and Devin Thomas' recovery put the Giants in field goal range in overtime.

2011 GIANTS 21, PATRIOTS 17

Super Bowl XLVI
Feb. 5, 2012 at Lucas Oil Stadium

WORLD CHAMPIONS

History happily repeated itself for the Giants in Super Bowl XLVI. Ahmad Bradshaw's scored on a six-yard run with 57 seconds remaining in the game and the defense withstood one final assault from Tom Brady as the Giants defeated the Patriots, 21-17, in Lucas Oil Stadium. The Giants won their fourth Super Bowl and eighth championship in franchise history in a game that was eerily similar to their victory over the same opponent in Super Bowl XLII four years before. Eli Manning completed his first nine passes and 30 of 40 overall for 296 yards and a touchdown to win his second Pete Rozelle Trophy as the game's Most Valuable Player. He was at his best in the fourth quarter, when he hit 10 of 14 passes for 118 yard, including a pinpoint 38-yarder to Mario Manningham to start the game-winning 88-yard, nine-play masterpiece that was completed in 2:49. In addition to Bradshaw's touchdown, the Giants scored on Manning's two-yard touchdown pass to Victor Cruz, Lawrence Tynes field goals of 38 and 33 yards and a safety when Brady was penalized for intentional grounding in the end zone. New England's points came on Brady touchdown passes of four yards to Danny Woodhead and 12 yards to Aaron Hernandez and Steve Gostkowski's 29-yard field goal.

Giants (11-7)	9	0	6	6	0	**21**
Patriots (14-3)	0	10	7	0		**17**

Giants-Penalty on T. Brady enforced in end zone for a Safety
Giants-V. Cruz 2 yd. pass from E. Manning (L. Tynes kick)
Patriots-S. Gostkowski 29 yd. Field Goal
Patriots-D. Woodhead 4 yd. pass from T. Brady (S. Gostkowski kick)
Patriots-A. Hernandez 12 yd. pass from T. Brady (S. Gostkowski kick)
Giants-L. Tynes 38 yd. Field Goal
Giants-L. Tynes 33 yd. Field Goal
Giants-A. Bradshaw 6 yd. run (run failed)



2011 Super Bowl ring



AP Photo/Manuel Jose Sanchez

Mario Manningham makes a 38-yard catch on the Giants' winning drive.

2016 PACKERS 38, GIANTS 13

NFC Wild Card Playoff Game
January 8, 2017 at Lambeau Field

Playing their first postseason game since their dramatic Super Bowl XLVI victory against New England five years earlier, the Giants lost to the Green Bay Packers, 38-13, in an NFC Wild Card Game in Lambeau Field. None of the Giants' five losses in the 2016 regular season were by more than 14 points. Despite being sack five times, Green Bay quarterback Aaron Rodgers threw for 362 yards, and became the first Giants opponent to throw four touchdown passes in a playoff game. Randall Cobb scored on three of them, another record, including one on a Hail Mary on the final play of the first half. Davante Adams caught Rodgers' other touchdown pass. Aaron Ripkowski scored on a one-yard run and Mason Crosby kicked a 32-yard field goal for Green Bay's other points. The Giants took an early 6-0 lead on Robbie Gould field goals of 26 and 40 yards. Their only other score was Eli Manning's 41-yard touchdown pass, which pulled the Giants to within 14-13 in the third quarter. But the Packers scored the game's final 24 points.

Giants (11-5)	3	3	7	0	**13**
Packers (10-6)	0	10	14	14	**38**

Giants-R.Gould 26 yd. Field Goal
Giants-Gould 40 yd. Field Goal
Packers-D.Adams 5 yd. pass from A.Rodgers (M.Crosby kick)
Packers-R.Cobb 42 yd. pass from A.Rodgers (M.Crosby kick)
Giants-T.King 41 yd. pass from E.Manning (R.Gould kick)
Packers-R.Cobb 30 yd. pass from A.Rodgers (M.Crosby kick)
Packers-M.Crosby 32 yd. Field Goal
Packers-R.Cobb 16 yd. pass from A.Rodgers (M.Crosby kick)
Packers-A.Ripkowski 1 yd. run (M.Crosby kick)


(Al Messerschmidt via AP)
Tavarres King scored on a 41-yard pass from Eli Manning.

2022 GIANTS 31, VIKINGS 24

NFC Wild Card Game
January 15, 2023 at U.S. Bank Stadium

In their first playoff appearance since 2016, the Giants earned their first postseason victory since beating New England in Super Bowl XLVI. Saquon Barkley's second touchdown, on a 2-yard run with 7:47 remaining, were the deciding points in the Giants' 31-24 Giants NFC Wild Card victory against Minnesota in U.S. Bank Stadium. In his postseason debut, quarterback Daniel Jones threw for 301 yards and two touchdowns without an interception. He smashed the Giants' postseason record for rushing yards by a quarterback, with a team-high 78. Barkley added 53 yards, scored the team's first touchdown on a 28-yard run, and contributed 5 receptions for 56 yards. Isaiah Hodgins caught 8 passes for 105 yards, including a 14-yard touchdown that gave the Giants a 14-7 lead. Rookie tight end Daniel Bellinger caught Jones' second touchdown pass. Safety Xavier McKinney led the defense with 8 tackles.

Giants (9-7-1)	14	3	7	7	**31**
Vikings (13-4)	7	7	7	3	**24**

Vikings-K.Cousins 1 yd. run (G. Joseph kick)
Giants-S.Barkley 28 yd. run (G.Gano kick)
Giants-I.Hodgins 14 yd. pass from D.Jones (G.Gano kick)
Giants-G.Gano 25 yd. Field Goal
Vikings-K.Osborn 9 yd. pass from K.Cousins (G.Joseph kick)
Giants-D.Bellinger 9 yd. pass from D.Jones (G.Gano kick)
Vikings-I.Smith 3 yd. pass from K.Cousins (G.Joseph kick)
Vikings-G.Joseph 38 yd. Field Goal
Giants-S.Barkley 2 yd. run (G.Gano kick)

2022 EAGLES 38, GIANTS 7

NFC Divisional Playoff Game
January 21, 2023 at Lincoln Financial Field

The top-seeded Eagles scored touchdowns on four of their first five possessions, led by 28 points at halftime and cruised to a 38-7 thrashing of the sixth-seeded Giants in an NFC Divisional Playoff Game in Lincoln Financial Field. Philadelphia literally dominated from start to finish. They took the opening kickoff and cruised down the field to score just 4:54 into the game. And they scored their final points with 1:51 remaining in the fourth quarter. Most of the 53 minutes in-between were more of the same as the Eagles became the first team ever to beat the Giants three times in a season. The Eagles rushed for 268 yards, the highest total ever allowed by the Giants in a postseason game. The Giants were outgained by189 yards (416-227). Philadelphia had twice as many first downs (26-13), 10 third-down conversions and committed no turnovers. Quarterback Jalen Hurts threw touchdown passes and ran for another score. Matt Breida scored the Giants' only points, on an 8-yard touchdown run in the third quarter.

Giants (9-7-1)	0	0	7	0	**7**
Eagles (14-3)	14	14	0	10	**38**

Eagles-D.Goedert 16 yd. pass from J.Hurts (J.Elliott kick)
Eagles-D.Smith 9 yd. pass from J.Hurts (J.Elliott kick)
Eagles-B.Scott 3 yd. run (J.Elliott kick)
Eagles-J.Hurts 5 yd. run (J.Elliott kick)
Giants-M.Breida 8 yd. run (G.Gano kick)
Eagles-J.Elliott 30 yd. Field Goal
Eagles-K.Gainwell 35 yd. run (J.Elliott kick)


Head Coach Brian Daboll and Quarterback Daniel Jones celebrate after the Giants beat the Vikings on 1/15/23 and win their first playoff game since defeating New England, 17-14, in Super Bowl XLVI.

SERVICE

MOST GAMES, CAREER

15	Lawrence Taylor
12	Eli Manning
11	Carl Banks
	Leonard Marshall
	Bart Oates
	Gary Reasons
	William Roberts
	Amani Toomer
	Perry Williams
	Brandon Jacobs
	David Diehl
	Kareem McKenzie
	Chris Snee
11	Chase Blackburn
	Phil Simms
	Michael Strahan
	Justin Tuck
	Osi Umenyiora
	Corey Webster
	Zak DeOssie

SCORING

MOST POINTS, CAREER

59	Lawrence Tynes
52	Amani Toomer
36	Brad Daluiso
	Ken Strong
30	Brandon Jacobs
	Matt Bahr
26	Raul Allegre

MOST POINTS, GAME

18	Amani Toomer, at San Fran.	Jan. 5, 2003
17	Ken Strong, vs. Chi. Bears	Dec. 9, 1934
16	Brad Daluiso, vs. Minn.	Dec. 27, 1997

TOUCHDOWNS

MOST TOUCHDOWNS, CAREER

7	Amani Toomer
5	Brandon Jacobs
4	Joe Morris
	Ken Strong
	Hakeem Nicks
3	Plaxico Burress
	Ottis Anderson
	Mark Bavaro
	Frank Gifford

MOST TOUCHDOWNS, GAME

3	Amani Toomer, at San Fran.	Jan. 5, 2003
2	Ken Strong, vs. Chicago	Dec. 9, 1943
	Alex Webster, vs.Chicago	Dec. 30, 1956
	Johnny Perkins, at San Fran.	Jan. 3, 1982
	Joe Morris, vs. San Francisco	Jan. 4, 1987
	Rodney Hampton, vs. Minn.	Jan. 9, 1994
	Ike Hilliard, vs. Minnesota	Jan. 14, 2001
	Amani Toomer, at Dallas	Jan. 13, 2008
	Hakeem Nicks, vs. Atlanta	Jan. 8, 2012
	Hakeem Nicks, at Green Bay	Jan. 15, 2012
	Saquon Barkley, at Minnesota	**Jan. 15, 2023**

POINT AFTER TOUCHDOWNS

MOST EXTRA POINT ATTEMPTS, CAREER

20	Lawrence Tynes
15	Raul Allegre
9	Brad Daluiso, Ken Strong
6	Matt Bahr, Joe Danelo

MOST EXTRA POINT ATTEMPTS, GAME

7	Raul Allegre, vs. San Fran.	Jan. 4, 1987
6	Ben Agajanian, vs. Chicago	Dec. 30, 1956
5	Raul Allegre, vs. Denver	Jan. 25, 1987
	Brad Daluiso, vs. Minn.	Jan. 14, 2001
	Matt Bryant, at San Fran.	Jan. 5, 2003

MOST EXTRA POINTS MADE, CAREER

20	Lawrence Tynes
14	Raul Allegre
9	Brad Daluiso, Ken Strong
6	Matt Bahr, Joe Danelo

MOST EXTRA POINTS MADE, GAME

7	Raul Allegre, vs. San Fran.	Jan. 4, 1987
5	Ben Agajanian, vs. Chi.	Dec. 30, 1956
	Brad Daluiso, vs. Minnesota	Jan. 14, 2001
	Matt Bryant, at San Francisco	Jan. 5, 2003
4	Raul Allegre, vs. Denver	Jan. 25, 1987
	Matt Bahr, vs. Chicago	Jan. 13, 1991
	Lawrence Tynes, at Green Bay	Jan. 15, 2012
	Graham Gano, at Minnesota	**Jan. 15, 2023**

MOST TWO-POINT CONVERSIONS

None

FIELD GOALS

MOST FIELD GOAL ATTEMPTS, CAREER

17	Lawrence Tynes
10	Brad Daluiso
9	Matt Bahr
5	Ward Cuff
	Ali Haji-Sheikh
	Eric Schubert
	Pat Summerall

MOST FIELD GOAL ATTEMPTS, GAME

6	Matt Bahr, at San Francisco	Jan. 20, 1991
5	John Carney, vs. Philadelphia	Jan. 11, 2009
	Brad Daluiso, vs. Minnesota	Dec. 27, 1997
	Lawrence Tynes, at Green Bay	Jan. 20, 2008
4	Eric Schubert, vs. San Fran.	Dec. 29, 1985
	Lawrence Tynes, at Green Bay	Jan. 15, 2012

MOST FIELD GOALS MADE, CAREER

13	Lawrence Tynes
9	Brad Daluiso
8	Matt Bahr
5	Pat Summerall

MOST FIELD GOALS MADE, GAME

5	Matt Bahr, at San Francisco	Jan. 20, 1991
	Brad Daluiso, vs. Minn.	Dec. 27, 1997
3	Pat Summerall, at Baltimore	Dec. 27, 1959
	Ali Haji-Sheikh, at L.A.Rams	Dec. 23, 1984
	Lawrence Tynes, at Green Bay	Jan. 20, 2008
	John Carney, vs. Philadelphia	Jan. 11, 2009
	Lawrence Tynes, at Green Bay	Jan. 15, 2012
2	By many	

HIGHEST FIELD GOAL PCT., CAREER (MIN.: 5 FGA)

1.000	Pat Summerall (5-5)
.900	Brad Daluiso (9-10)
.889	Matt Bahr (8-9)

LONGEST FIELD GOAL

51	Brad Daluiso, vs. Minnesota	Dec. 27, 1997
48	Joe Danelo, at San Francisco	Jan. 3, 1982
47	Eric Schubert, vs. San Fran.	Dec. 29, 1985
	Raul Allegre, vs. Washington	Jan. 11, 1987
	Lawrence Tynes, at Green Bay	Jan. 20, 2008

SAFETIES

MOST SAFETIES

1	George Martin, vs. Denver	Jan. 25, 1987
	Team, vs. Philadelphia	Jan. 11, 2009

RUSHING

ATTEMPTS

MOST RUSH ATTEMPTS, CAREER

140	Joe Morris
120	Brandon Jacobs
111	Ahmad Bradshaw
94	Tiki Barber
93	Ottis Anderson

MOST RUSH ATTEMPTS, GAME

33	Rob Carpenter, at Phil.	Dec. 27, 1981
	Rodney Hampton, vs. Minn.	Jan. 9, 1994
29	Joe Morris, vs. Washington	Jan. 11, 1987
28	Joe Morris, vs. San Fran.	Dec. 29, 1985

YARDS

MOST RUSH YARDS, CAREER

553	Joe Morris
480	Ahmad Bradshaw
461	Brandon Jacobs
375	Ottis Anderson
338	Tiki Barber

MOST RUSH YARDS, GAME

161	Rob Carpenter, at Phil.	Dec. 27, 1981
	Rodney Hampton, vs. Minn.	Jan. 9, 1994
159	Joe Morris, vs. San Francisco	Jan. 4, 1987
141	Joe Morris, vs. San Fran.	Dec. 29, 1985

LONGEST RUSH

51	Rodney Hampton, vs. Minn.	Jan. 9, 1994
45	Joe Morris, vs. San Francisco	Jan. 4, 1987
42	Ken Strong, vs. Chicago	Dec. 9, 1934

HIGHEST RUSH AVERAGE, CAREER (MIN.: 50 ATTEMPTS)

4.32	Ahmad Bradshaw (111-480)
4.03	Ottis Anderson (93-375)
3.95	Joe Morris (140-553)
3.88	Rodney Hampton (50-194)
3.84	Brandon Jacobs (120-461)

HIGHEST RUSH AVERAGE, GAME (MIN.: 10 ATTEMPTS)

6.63	Joe Morris, vs. San Fran. (24-159)	Jan. 4, 1987
6.57	Brandon Jacobs vs. Atlanta (14-92)	Jan. 8, 2012
6.33	Choo Choo Roberts, at Clev. (12-76)	Dec. 17, 1950
5.75	Tiki Barber, vs. Minn. (12-69)	Jan. 14, 2001

TOUCHDOWNS

MOST RUSH TOUCHDOWNS, CAREER

4	Joe Morris
	Brandon Jacobs
3	Ottis Anderson
2	**Saquon Barkley**
	Ahmad Bradshaw
	Rodney Hampton
	Ken Strong
	Mel Triplett
	Alex Webster

MOST RUSH TOUCHDOWNS, GAME

2	Ken Strong, vs. Chicago	Dec. 9, 1934
	Alex Webster, vs. Chicago	Dec. 30, 1956
	Joe Morris, vs. San Francisco	Jan. 4, 1987
	Rodney Hampton, vs. Minnesota	Jan. 9, 1994
	Saquon Barkley, at Minnesota	**Jan. 15, 2023**

PASSING

ATTEMPTS

MOST PASS ATTEMPTS, CAREER

400	Eli Manning
279	Phil Simms
140	Kerry Collins
92	Charlie Conerly

MOST PASS ATTEMPTS, GAME

58	Eli Manning, at San Fran.	Jan. 22, 2012
44	Eli Manning, at Green Bay	Jan. 8, 2017
	Phil Simms, at San Fran.	Dec. 29, 1984
43	Kerry Collins, at San Fran.	Jan. 5, 2003
41	Y.A. Tittle, vs. Green Bay	Dec. 30, 1962
40	Eli Manning, at Green Bay	Jan. 20, 2008
	Eli Manning, vs. New England	Feb. 5, 2012

COMPLETIONS

MOST PASS COMPLETIONS, CAREER

242	Eli Manning
157	Phil Simms
84	Kerry Collins
48	Charlie Conerly

MOST PASS COMPLETIONS, GAME

32	Eli Manning, at San Fran.	Jan. 22, 2012
30	Eli Manning, vs. New England	Feb. 5, 2012
29	Kerry Collins, at San Fran.	Jan. 5, 2003
28	Kerry Collins, vs. Minn.	Jan. 14, 2001
25	Phil Simms, at San Fran.	Dec. 29, 1984

HIGHEST COMPLETION PERCENTAGE, CAREER (MIN.: 50 ATTEMPTS)

62.90	**Daniel Jones (39-62)**
60.50	Eli Manning (242-400)
60.00	Kerry Collins (84-140)
59.21	Jeff Hostetler (45-76)
56.27	Phil Simms (157-279)

HIGHEST COMPLETION PERCENTAGE, GAME (MIN.: 15 ATTEMPTS)

88.00	Phil Simms, vs. Denver (22-25)	Jan. 25, 1987
75.00	Eli Manning, vs. New England (40-40)	Feb. 5, 2012
74.07	Eli Manning, at Tampa (20-27)	Jan. 6, 2008
71.87	Eli Manning, vs. Atlanta (23-32)	Jan. 8, 2012
71.79	Kerry Collins, vs. Minn. (28-39)	Jan. 14, 2001
70.97	Phil Simms, at L.A. Rams (22-31)	Dec. 23, 1984

YARDS

MOST PASS YARDS, CAREER

2,815	Eli Manning
1,679	Phil Simms
960	Kerry Collins
785	Charlie Conerly

MOST PASS YARDS, GAME

381	Kerry Collins, vs. Minn.	Jan. 14, 2001
342	Kerry Collins, at San Fran.	Jan. 5, 2003
330	Eli Manning, at Green Bay	Jan. 15, 2012
316	Eli Manning, at San Fran.	Jan. 22, 2012
299	Eli Manning, at Green Bay	Jan. 8, 2017
296	Eli Manning, vs. New England	Feb. 5, 2012

TOUCHDOWNS

MOST PASS TOUCHDOWNS, CAREER

18	Eli Manning
10	Phil Simms
9	Kerry Collins
8	Scott Brunner

MOST PASS TOUCHDOWNS, GAME

5	Kerry Collins, vs. Minn.	Jan. 14, 2001
4	Phil Simms, vs. San Fran.	Jan. 4, 1987
	Kerry Collins, at San Fran.	Jan. 5, 2003
3	Scott Brunner, at Phil.	Dec. 27, 1981
	Scott Brunner, at San Fran.	Jan. 3, 1982
	Phil Simms, vs. Denver	Jan. 25, 1987
	Eli Manning, vs. Atlanta	Jan. 8, 2012
	Eli Manning, at Green Bay	Jan. 15, 2012

LONGEST PASS COMPLETION

72	Scott Brunner, at San Fran.	Jan. 3, 1982
	Eli Manning, vs. Atlanta	Jan. 8, 2012
67	Charlie Conerly, vs. Chicago	Dec. 30, 1956
66	Eli Manning, at Green Bay	Jan. 15, 2012
62	Charlie Conerly, vs. Baltimore	Dec. 28, 1958

HIGHEST PASS TD PCT., CAREER (MIN.: 50 ATTEMPTS)

11.76	Scott Brunner (6-51)
6.43	Kerry Collins (9-140)
4.50	Eli Manning (18-400)
4.35	Charlie Conerly (4-92)

INTERCEPTIONS

MOST PASSES HAD INTERCEPTED, CAREER

10	Y.A. Tittle
9	Eli Manning
8	Tuffy Leemans
7	Kerry Collins

MOST PASSES HAD INTERCEPTED, GAME

6	Frank Filchock, vs. Chicago	Dec. 15, 1946
5	Y.A. Tittle, at Chicago	Dec. 29, 1963
4	Arnie Herber, vs. Green Bay	Dec. 17, 1944
	Y.A. Tittle, at Green Bay	Dec. 31, 1961
	Kerry Collins, vs. Baltimore	Jan. 28, 2001

LOWEST PASS INT. PERCENTAGE, CAREER (MIN.: 50 ATTEMPTS)

0.00	Jeff Hostetler (0-76)
1.61	**Daniel Jones (1-62)**
2.15	Phil Simms (6-279)
2.30	Eli Manning (9-400)
4.35	Charlie Conerly (4-92)

RECEIVING

RECEPTIONS

MOST RECEPTIONS, CAREER

55	Amani Toomer
30	Mark Bavaro
28	Hakeem Nicks
25	Rob Carpenter
24	Tiki Barber

MOST RECEPTIONS, GAME

11	Plaxico Burress, at Green Bay	Jan. 20, 2008
10	Ike Hilliard, vs. Minnesota	Jan. 14, 2001
	Victor Cruz, at San Fran.	Jan. 22, 2012
	Hakeem Nicks, vs. New England	Feb. 12, 2012
9	Bob Schnelker, at Baltimore	Dec. 27, 1959
8	**Isaiah Hodgins, at Minnesota**	**Jan. 15, 2023**
	Amani Toomer, at San Fran.	Jan. 5, 2003

YARDS

MOST RECEIVING YARDS, CAREER

608	Amani Toomer	
444	Hakeem Nicks	
366	Mark Bavaro	
310	Plaxico Burress	
284	Bob Schnelker	

MOST RECEIVING YARDS, GAME

175	Bob Schnelker, at Baltimore	Dec. 27, 1959
165	Hakeem Nicks, at Green Bay	Jan. 15, 2012
155	Ike Hilliard, vs. Minnesota	Jan. 14, 2001
151	Plaxico Burress, at Green Bay	Jan. 20, 2008
142	Victor Cruz, at San Fran.	Jan. 22, 2012

MOST YARDS PER RECEPTIONS, CAREER (MIN.: 15 RECEPTIONS)

15.9	Hakeem Nicks (28-444)
13.9	Frank Gifford (17-236)
13.8	Amani Toomer (44-608)
	Ike Hilliard (16-220)
13.5	Plaxico Burress (23-310)
12.8	Victor Cruz (21-269)

MOST YARDS PER RECEPTION, GAME (MIN.: 3 RECEPTIONS)

39.33	Earnest Gray, at San Fran. (3-118)	Jan. 3, 1982
32.75	Frank Gifford, vs. Chicago (4-131)	Dec. 30, 1956
23.67	Frank Liebel, vs. Green Bay (3-71)	Dec. 17, 1944

LONGEST RECEPTION

72	Earnest Gray, at San Fran.	Jan. 3, 1982
	Hakeem Nicks, vs. Atlanta	Jan. 8, 2012
67	Frank Gifford, vs. Chicago	Dec. 30, 1956
66	Hakeem Nicks, at Green Bay	Jan. 15, 2012
62	Kyle Rote, vs. Baltimore	Dec. 28, 1958

TOUCHDOWNS

MOST RECEIVING TOUCHDOWNS, CAREER

7	Amani Toomer
4	Hakeem Nicks
3	Plaxico Burress
	Mark Bavaro
	Frank Gifford
	Mario Manningham
2	6 tied

MOST RECEIVING TOUCHDOWNS, GAME

3	Amani Toomer, at San Fran.	Jan. 5, 2003
2	Johnny Perkins, at San Fran.	Jan. 3, 1982
	Ike Hilliard, vs. Minnesota	Jan. 14, 2001
	Amani Toomer, at Dallas	Jan. 13, 2008
	Hakeem Nicks, vs. Atlanta	Jan. 8, 2012
	Hakeem Nicks, at Green Bay	Jan. 15, 2012
1	By many	

INTERCEPTIONS

MOST INTERCEPTIONS, CAREER

4	Jason Sehorn
3	R.W. McQuarters
	Lindon Crow
	Howie Livingston
	Gary Reasons
2	Corey Webster
	Mark Collins
	Ed Danowski

MOST INTERCEPTIONS, GAME

2	Howie Livingston, vs. Chicago	Dec. 15, 1946
	Lindon Crow, vs. Cleveland	Dec. 21, 1958
	Gary Reasons, at San Fran.	Dec. 29, 1984

MOST INTERCEPTION YARDS, CAREER

68	Jason Sehorn
48	Gary Reasons
37	Everson Walls

MOST INTERCEPTION YARDS, GAME

37	Everson Walls, vs. Chicago	Jan. 13, 1991
36	Jason Sehorn, vs. Minnesota	Dec. 27, 1997
34t	Lawrence Taylor, vs. San Fran.	Jan. 4, 1987

LONGEST INTERCEPTION RETURN

37	Everson Walls, vs. Chi.	Jan. 13, 1991
36	Jason Sehorn, vs. Minn.	Dec. 27, 1997
34t	Lawrence Taylor, vs. San Fran.	Jan. 4, 1987

MOST INTERCEPTION TOUCHDOWNS

1	Harry Carson, at San Fran.	Dec. 29, 1984
	Lawrence Taylor, vs. San Fran.	Jan. 4, 1987
	Jason Sehorn, vs. Phil.	Jan. 7, 2001

PUNTING

MOST PUNTS, CAREER

45	Sean Landeta
38	Don Chandler
31	Jeff Feagles
24	Brad Maynard
22	Steve Weatherford

MOST PUNTS, GAME

12	Steve Weatherford, at San Fran.	Jan. 22, 2012
11	Ken Strong, at Chicago	Dec. 17, 1933
	Brad Maynard, vs. Baltimore	Jan. 28, 2001
10	Len Younce, vs. Green Bay	Dec. 17, 1944
9	Len Younce, vs. Washington	Dec. 19, 1943
	Sean Landeta, at Chicago	Jan. 5, 1986

MOST PUNT YARDS, CAREER

1,832	Sean Landeta
1,664	Don Chandler
1,271	Jeff Feagles
999	Steve Weatherford
899	Brad Maynard

MOST PUNT YARDS, GAME

557	Steve Weatherford, at San Fran.	Jan. 22, 2012
422	Brad Maynard, vs. Baltimore	Jan. 28, 2001
410	Len Younce, vs. Green Bay	Dec. 17, 1944
362	Len Younce, vs. Washington	Dec. 19, 1943

HIGHEST PUNT AVERAGE, CAREER (MIN.: 15 PUNTS)

45.9	Steve Weatherford (22-999)
43.8	Don Chandler (38-1,664)
41.0	Jeff Feagles (31-1,271)
40.7	Sean Landeta (45-1,832)
40.6	Dave Jennings (18-730)

HIGHEST PUNT AVERAGE, GAME (MIN.: 4 PUNTS)

47.8	Don Chandler, at Baltimore (6-287)	Dec. 27, 1959
47.0	Don Chandler, vs. Cleveland (7-329)	Dec. 21, 1958
46.4	Steve Weatherford, at San Fran. (12-557)	Jan. 22, 2012
45.8	Steve Weatherford, vs. Atlanta (4-183)	Jan. 8, 2012
45.7	Ken Strong, vs. Chi. Bears (6-274)	Dec. 9, 1934
	Don Chandler, vs. Baltimore (6-274)	Dec. 28, 1958

LONGEST PUNT

76	Ed Danowski, at Detroit	Dec. 15, 1935
72	Charlie Conerly, at Clev.	Dec. 17, 1950
64	Don Chandler, vs. Cleveland	Dec. 21, 1958

PUNT RETURNS

MOST PUNT RETURNS, CAREER

19	Phil McConkey
14	R.W. McQuarters
12	Dave Meggett
9	Will Blackmon
8	Amani Toomer

MOST PUNT RETURNS, GAME

7	Phil McConkey, vs. San Fran.	Jan. 4, 1987
5	Phil McConkey, vs. Wash.	Jan. 11, 1987
	Dave Meggett, at San Fran.	Jan. 20, 1991
	Amani Toomer, vs. Phil.	Jan. 7, 2001
	Will Blackmon, vs. Atlanta	Jan. 8, 2012
4	Leon Bright, at Philadelphia	Dec. 27, 1981
	Phil McConkey, vs. San Fran.	Dec. 29, 1985
	R.W. McQuarters, at Green Bay	Jan. 20, 2008

MOST FAIR CATCHES, CAREER

7	Dave Meggett
6	Will Blackmon
5	R.W. McQuarters
3	Ike Hilliard
	Joe Morrison
2	Amani Toomer
	Tiki Barber
	Phil McConkey

MOST FAIR CATCHES, GAME

3	Dave Meggett, vs. Buffalo	Jan. 27, 1991
	Dave Meggett, vs. Minnesota	Jan. 9, 1994
2	Joe Morrison, at Baltimore	Dec. 27, 1959
	Amani Toomer, vs. Minnesota	Dec. 27, 1997
	Tiki Barber, vs. Baltimore	Jan. 28, 2001
	R.W. McQuarters, at Tampa Bay	Jan. 6, 2008
	R.W. McQuarters, at Dallas	Jan. 13, 2008

	Will Blackmon, at San Fran.	Jan. 22, 2012
	Will Blackmon, vs. New England	Feb. 5, 2012

MOST PUNT RETURN YARDS, CAREER

147	Phil McConkey	
117	R.W. McQuarters	
100	Dave Meggett	
66	Ken Strong	
64	Will Blackmon	

MOST PUNT RETURN YARDS, GAME

66	Ken Strong, vs. Chicago	Dec. 9, 1934
57	Phil McConkey, vs. San Fran.	Jan. 4, 1987
42	Dave Meggett, at San Fran.	Jan. 20, 1991

HIGHEST PUNT RETURN AVERAGE, CAREER (MIN.: 5 RETURNS)

8.4	R.W. McQuarters (14-117)	
8.3	Dave Meggett (12-100)	
7.8	Lionel Manuel (6-47)	
7.7	Phil McConkey (19-147)	
7.1	Leon Bright (7-50)	
	Will Blackmon (9-64)	

HIGHEST PUNT RETURN AVERAGE, GAME (MIN.: 3 RETURNS)

22.0	Ken Strong, vs. Chicago (3-66)	Dec. 9, 1934
11.0	Ike Hilliard, vs. Baltimore (3-33)	Jan. 28, 2001
	Delvin Joyce, at San Fran. (3-33)	Jan. 5, 2003
9.7	Aaron Ross, at San Fran. (3-29)	Jan. 22, 2012
8.4	Dave Meggett, at San Fran. (5-42)	Jan. 20, 1991

LONGEST PUNT RETURN

42	Ken Strong, vs. Chicago	Dec. 9, 1934
26	Harry Newman, at Chicago	Dec. 17, 1933
25	Dave Brown, vs. Washington	Dec. 19, 1943
	Phil McConkey, vs. Denver	Jan. 25, 1987
	R.W. McQuarters, at Dallas	Jan. 13, 2008

MOST PUNT RETURN TOUCHDOWNS, CAREER

None

KICKOFF RETURNS

MOST KICKOFF RETURNS, CAREER

12	Domenik Hixon
10	Dave Meggett
8	Ron Dixon, Kenny Hill
7	Lee Rouson

MOST KICKOFF RETURNS, GAME

6	Ahmad Bradshaw, vs. Phil.	Jan. 11, 2009
	Chad Morton, vs. Carolina	Jan. 8, 2006
	Ron Dixon, vs. Baltimore	Jan. 28, 2001
5	Joel Wells, at Green Bay	Dec. 31, 1961
	Leon Bright, at San Francisco	Jan. 3, 1982
	Delvin Joyce, at San Fran.	Jan. 5, 2003
	Domenik Hixon, at Green Bay	Jan. 20, 2008
4	Kenny Hill, at San Francisco	Dec. 29, 1984
	Dave Meggett, at San Fran.	Jan. 15, 1994

MOST KICKOFF RETURN YARDS, CAREER

290	Domenik Hixon
272	Ron Dixon
180	Ahmad Bradshaw
173	Kenny Hill
167	Dave Meggett

MOST KICKOFF RETURN YARDS, GAME

180	Ahmad Bradshaw, vs. Philadelphia	Jan. 11, 2009
153	Ron Dixon, vs. Baltimore	Jan. 28, 2001
130	**Gary Brightwell, at Philadelphia**	**Jan. 21, 2023**
122	Chad Morton, vs. Carolina	Jan. 8, 2006
121	R.W. McQuarters, at Green Bay	Jan. 20, 2008

HIGHEST KICKOFF RETURN AVERAGE, CAREER (MIN.: 5 RETURNS)

34.0	Ron Dixon (8-272)
30.0	Ahmad Bradshaw (6-180)
24.8	**Gary Brightwell (6-149)**
24.2	Domenik Hixon (12-290)
23.6	Delvin Joyce (5-118)
	Ken Strong (5-118)

HIGHEST KICKOFF RETURN AVERAGE, GAME (MIN.: 3 RETURNS)

31.0	Domenik Hixon, at Dallas (3-91)	Jan. 13, 2008
30.0	Ahmad Bradshaw, vs. Phil. (6-180)	Jan. 11, 2009
27.3	Kenny Hill, at San Fran. (4-109)	Dec. 29, 1984
26.0	**Gary Brightwell, at Philadelphia (5-130)**	**Jan. 21, 2023**
25.5	Ron Dixon, vs. Baltimore (6-153)	Jan. 28, 2001

LONGEST KICKOFF RETURN

97t	Ron Dixon, vs. Philadelphia	Jan. 7, 2001
	Ron Dixon, vs. Baltimore	Jan. 28, 2001
65	Ahmad Bradshaw, vs. Philadelphia	Jan. 11, 2009
53	Gene Filipski, vs. Chicago	Dec. 30, 1956
51	Kenny Hill, at San Francisco	Dec. 29, 1984

MOST KICKOFF RETURN TOUCHDOWNS, CAREER

2	Ron Dixon

MOST KICKOFF RETURN TOUCHDOWNS, GAME

1	Ron Dixon, vs. Philadelphia	Jan. 7, 2001
	Ron Dixon, vs. Baltimore	Jan. 28, 2001

FUMBLES

MOST FUMBLES, CAREER

6	Phil Simms
5	Eli Manning
	Frank Gifford
	Emlen Tunnell
3	Four tied

MOST FUMBLES, GAME

1	10 times. Most recently: Maurice Carthon, vs. Wash.	Jan. 11, 1987

MOST FUMBLES RECOVERED, CAREER

3	Alex Webster
2	Frank Gifford
	Kenny Hill
	Don Maynard
	Devin Thomas
1	By many

MOST FUMBLES RECOVERED, GAME

1	Frank Gifford, vs. Cleveland	Dec. 21, 1958
	Devin Thomas, at San Fran.	Jan. 22, 2012
2	By many	

MOST FUMBLES RECOVERED FOR TOUCHDOWN

1	Mark Haynes, at Philadelphia	Dec. 27, 1981

LONGEST FUMBLE RETURN

40	Chase Blackburn, at Green Bay	Jan. 15, 2012
24	Alex Webster, vs. Baltimore	Dec. 28, 1958
9	Antrel Rolle, at Green Bay	Jan. 15, 2012
8	Jim Lee Howell, vs. Chicago	Dec. 15, 1946

SACKS

MOST SACKS, CAREER

9.5	Michael Strahan
7.0	Leonard Marshall
6.5	Lawrence Taylor
5.5	Justin Tuck
	Osi Umenyiora

MOST SACKS, GAME

2.0	Lawrence Taylor, at San Fran.	Dec. 29, 1984
	Leonard Marshall, vs. Denver	Jan. 25, 1987
	Jim Burt, vs. San Francisco	Dec. 29, 1985
	Lawrence Taylor, vs. L.A. Rams	Jan. 7, 1990
	Leonard Marshall, at San Fran.	Jan. 20, 1991
	Keith Hamilton, vs. Minnesota	Jan. 9, 1994
	Michael Strahan, vs. Phil.	Jan. 7, 2001
	Michael Strahan, vs. Carolina	Jan. 8. 2006
	Justin Tuck, vs. N.E. (SB XLII)	Feb. 3, 2008
	Michael Boley, at Green Bay	Jan. 15, 2012
	Osi Umenyiora, at Green Bay	Jan. 15, 2012
	Justin Tuck, vs., N.E. (SB XLVI)	Feb. 5, 2012

SCORING

MOST POINTS SCORED

49	vs. San Francisco	Jan. 4, 1987
47	vs. Chicago	Dec. 30, 1956
41	vs. Minnesota	Jan. 14, 2001
39	vs. Denver	Jan. 25, 1987
38	at San Francisco	Jan. 5, 2003
31	at Green Bay	Jan. 15, 2012
	at Minnesota	Jan. 15, 2023

MOST POINTS ALLOWED

44	at San Francisco	Jan. 15, 1994
39	at San Francisco	Jan. 5, 2003
38	at Philadelphia	Jan. 21, 2023
	at Green Bay	Jan. 8, 2017
	at San Francisco	Jan. 3, 1982
37	at Chicago	Dec. 21, 1941
	at Green Bay	Dec. 31, 1961
	at Green Bay	Jan. 15, 2012

FEWEST POINTS SCORED

0	at Green Bay (Milw.)	Dec. 10, 1939
	vs. Washington	Dec. 19, 1943
	at Green Bay	Dec. 31, 1961
	at Chicago	Jan. 5, 1986
	vs. Carolina	Jan. 8, 2006

FEWEST POINTS ALLOWED

0	vs. Cleveland	Dec. 21, 1958
	vs. Washington	Jan. 11, 1998
	vs. Minnesota	Jan. 14, 2001
2	vs. Atlanta	Jan. 8, 2012
3	vs. San Francisco	Dec. 29, 1985
	vs. San Francisco	Jan. 4, 1987
	vs. Chicago	Jan. 13, 1991

MOST POINTS SCORED BY BOTH TEAMS

77	at San Franciso (SF 39, NYG 38)	Jan. 5, 2003
62	at San Francisco (SF 38, NYG 24)	Jan. 3, 1982
59	vs. Denver (NYG 39, DEN 20)	Jan. 25, 1987
57	at Green Bay (NYG 37, GB 20)	Jan. 15, 2012
55	at Minnesota (NYG 31, MIN 24)	Jan. 15, 2023

FEWEST POINTS SCORED BY BOTH TEAMS

10	vs. Cleveland (NYG 10, CLE 0)	Dec. 21, 1958
11	at Cleveland (CLE 8, NYG 3)	Dec. 17, 1950
17	vs. Washington (NYG 17, WAS 0)	Jan. 11, 1987

TOUCHDOWNS

MOST TOUCHDOWNS SCORED

7	vs. San Francisco	Jan. 4, 1987
6	vs. Chicago	Dec. 30, 1956
5	at San Francisco	Jan. 5, 2003
	vs. Minnesota	Jan. 14, 2001
	vs. Denver	Jan. 25, 1987

MOST TOUCHDOWNS ALLOWED

6	at San Francisco	Jan. 15, 1994
5	at San Francisco	Jan. 5, 2003
	at San Francisco	Jan. 3, 1982
	at Green Bay	Jan. 8, 2017
	at Philadelphia	Jan. 21, 2023
4	6 times; Last time: vs. Baltimore	Jan. 18, 2001

MOST TOUCHDOWNS RUSHING

3	vs. Chicago	Dec. 9, 1934
	vs. Chicago	Dec. 30, 1956

MOST TOUCHDOWNS RUSHING ALLOWED

6	at San Francisco	Jan. 15, 1994
4	at Detroit	Dec. 15, 1935
3	at Chicago	Dec. 21, 1941
	vs. Washington	Dec. 19, 1943
	at Phildelphia	Jan. 21, 2023

MOST TOUCHDOWNS PASSING

5	vs. Minnesota	Jan. 14, 2001
4	at San Francisco	Jan. 5, 2003
	vs. San Francisco	Jan. 4, 1987
3	at San Francisco	Jan. 3, 1982
	vs. Denver	Jan. 25, 1987
	at Philadelphia	Dec. 27, 1981
	vs. Atlanta	Jan. 8, 2012
	at Green Bay	Jan. 15, 2012

MOST TOUCHDOWNS PASSING ALLOWED

4	vs. Green Bay	Jan. 8, 2017
3	at San Francisco	Jan. 5, 2003
	at Green Bay	Dec. 31, 1961
	vs. San Francisco	Dec. 29, 1984

MOST DEFENSIVE TOUCHDOWNS

1	6 times; Last time: vs. Philadelphia	Jan. 7, 2001

MOST DEFENSIVE TOUCHDOWNS ALLOWED

1	5 times; Last time: vs. Baltimore	Jan. 28, 2001

POINTS AFTER TOUCHDOWN

MOST POINTS AFTER TOUCHDOWN

7	vs. San Francisco	Jan. 4, 1987
5	at San Francisco	Jan. 5, 2003
	vs. Minnesota	Jan. 14, 2001
	vs. Chicago	Dec. 30, 1956

MOST POINTS AFTER TOUCHDOWN ALLOWED

5	at Philadelphia	Jan. 21, 2023
	at Green Bay	Jan. 8, 2017
	at San Francisco	Jan. 15, 1994
	at San Francisco	Jan. 3, 1982

FIELD GOALS

MOST FIELD GOALS

5	vs. Minnesota	Dec. 27, 1997
	at San Francisco	Jan. 20, 1991

MOST FIELD GOALS ALLOWED

3	6 times; Last time: vs. Carolina	Jan. 8, 2006

MOST FIELD GOAL ATTEMPTS

6	at San Francisco	Jan. 20, 1991
5	vs. Minnesota	Dec. 27, 1997
	at Green Bay	Jan. 20, 2008
	vs. Philadelphia	Jan. 11, 2009

FIRST DOWNS

MOST FIRST DOWNS

31	vs. Minnesota	Jan. 14, 2001
28	at Minnesota	Jan. 15, 2023
26	at San Francisco	Jan. 5, 2003
	vs. New England	Feb. 5, 2012
24	vs. Denver	Jan. 25, 1987
	vs. Buffalo	Jan. 27, 1991

MOST FIRST DOWNS ALLOWED

27	vs. Baltimore	Dec. 28, 1958
26	vs. Rams	Jan. 7, 1990
	at Philadelphia	Jan. 21, 2023
25	at San Francisco	Jan. 15, 1994
	at Green Bay	Jan. 15, 2012

FEWEST FIRST DOWNS

6	at Green Bay	Dec. 31, 1961
8	at Chicago Bears	Dec. 21, 1941
	vs. Washington	Dec. 19, 1943

FEWEST FIRST DOWNS ALLOWED

7	vs. Cleveland	Dec. 21, 1958
9	at Cleveland	Dec. 17, 1950
	vs. San Francisco	Jan. 4, 1987
	vs. Minnesota	Jan. 14, 2001

FIRST DOWNS RUSHING

MOST FIRST DOWNS RUSHING

16	vs. Chicago	Jan. 13, 1991
12	vs. San Francisco	Jan. 4, 1987
	vs. Cleveland	Dec. 21, 1958

MOST FIRST DOWNS RUSHING ALLOWED

17	at Philadelphia	Jan. 21, 2023
14	at Chicago Bears	Dec. 21, 1941
	at Detroit	Dec. 15, 1935
13	vs. Carolina	Jan. 8, 2006
	at San Francisco	Jan. 15, 1994
12	vs. Philadelphia	Jan. 11, 2009
11	vs. Green Bay	Dec. 2, 1962

FEWEST FIRST DOWNS RUSHING

1	vs. Carolina	Jan. 8, 2006
	at Chicago	Jan. 5, 1986
	at Green Bay	Dec. 31, 1961
2	vs. Baltimore	Jan. 28, 2001
	vs. Minnesota	Dec. 27, 1997
3	vs. Baltimore	Dec. 28, 1958
	at San Francisco	Jan. 3, 1982
	at San Francisco	Jan. 15, 1994
	at Green Bay	Jan. 15, 2012

	at San Francisco	Jan. 22, 2012

FEWEST FIRST DOWNS RUSHING ALLOWED

0	vs. Chicago	Jan. 13, 1991
1	at San Francisco	Jan. 20, 1991
2	vs. Minnesota	Jan. 14, 2001
	vs. Cleveland	Dec. 21, 1958
	vs. Washington	Jan. 11, 1987
	vs. San Francisco	Jan. 4, 1987
	at Green Bay	Jan. 20, 2008

FIRST DOWNS PASSING

MOST FIRST DOWNS PASSING

19	vs. Minnesota	Jan. 14, 2001
18	vs. New England	Feb. 5, 2012
17	at San Francisco	Jan. 22, 2012
16	at San Francisco	Jan. 5, 2003
15	at Green Bay	Jan. 15, 2012
	at Minnesota	Jan. 15, 2023

MOST FIRST DOWNS PASSING ALLOWED

18	vs. Rams	Jan. 7, 1990
17	vs. Green Bay	Jan. 8, 2017
	vs. Baltimore	Dec. 28, 1958
	at New England	Feb. 3, 2008
16	at Minnesota	Jan. 15, 2023
	at San Francisco	Jan. 5, 2003
	at San Francisco	Dec. 29, 1984
	vs. Denver	Jan. 25, 1987

FEWEST FIRST DOWNS PASSING

1	vs. Washington	Dec. 29, 1943
2	at Cleveland	Dec. 17, 1950
	at Chicago Bears	Dec. 21, 1941
	vs. Green Bay	Dec. 11, 1938

FEWEST FIRST DOWNS PASSING ALLOWED

4	at Cleveland	Dec. 17, 1950
	vs. Green Bay	Dec. 17, 1944
	at Green Bay	Dec. 10, 1929
	at Detroit	Dec. 15, 1935

FIRST DOWNS BY PENALTY

MOST FIRST DOWNS BY PENALTY

4	at San Francisco	Jan. 20, 1991
	at Green Bay	Jan. 20, 2008
3	vs. Baltimore	Jan. 28, 2001
	at San Francisco	Jan. 15, 1994
	vs. San Francisco	Jan. 4, 1987
	at Rams	Dec. 23, 1984
	vs. Chicago Bears	Dec. 15, 1946

MOST FIRST DOWNS BY PENALTY ALLOWED

4	vs. Philadelphia	Jan. 11, 2009
	at San Francisco	Jan. 22, 2012
3	at Philadelphia	Dec. 27, 1981
	at San Francisco	Jan. 3, 1982
	vs. San Francisco	Dec. 29, 1985
	vs. Washington	Jan. 11, 1987
	at Green Bay	Jan. 20, 2008

NET YARDS

MOST NET YARDS GAINED

518	vs. Minnesota	Jan. 14, 2001
446	at San Francisco	Jan. 5, 2003
442	vs. Atlanta	Jan. 8, 2012
420	at Green Bay	Jan. 15, 2012
399	vs. Denver	Jan. 25, 1987
396	vs. New England	Feb. 5, 2012

MOST NET YARDS ALLOWED

460	vs. Baltimore	Dec. 28, 1958
448	vs. Rams	Jan. 7, 1990
446	at San Francisco	Jan. 5, 2003
423	at San Francisco	Jan. 3, 1982
413	at San Francisco	Jan. 15, 1994
412	at San Francisco	Dec. 29, 1984

FEWEST NET YARDS GAINED

112	vs. Washington	Dec. 19, 1943
132	vs. Carolina	Jan. 8, 2006
130	at Green Bay	Dec. 31, 1961
150	at Cleveland	Dec. 17, 1950
152	vs. Baltimore	Jan. 28, 2001

FEWEST NET YARDS ALLOWED

86	vs. Cleveland	Dec. 21, 1958
114	vs. Minnesota	Jan. 14, 2001
165	at Green Bay	Dec. 9, 1934
182	at Cleveland	Dec. 17, 1950
184	vs. San Francisco	Jan. 4, 1987

RUSHING

MOST NET YARDS GAINED

518	vs. Minnesota	Jan. 14, 2001
446	at San Francisco	Jan. 5, 2003
442	vs. Atlanta	Jan. 8, 2012
431	at Minnesota	Jan. 15, 2023
420	at Green Bay	Jan. 15, 2012
399	vs. Denver	Jan. 25, 1987

MOST NET YARDS ALLOWED

460	vs. Baltimore	Dec. 28, 1958
448	vs. Rams	Jan. 7, 1990
446	at San Francisco	Jan. 5, 2003
423	at San Francisco	Jan. 3, 1982
416	at Philadelphia	Jan. 21, 2023
413	at San Francisco	Jan. 15, 1994

FEWEST NET YARDS GAINED

112	vs. Washington	Dec. 19, 1943
132	vs. Carolina	Jan. 8, 2006
130	at Green Bay	Dec. 31, 1961
150	at Cleveland	Dec. 17, 1950
152	vs. Baltimore	Jan. 28, 2001

FEWEST NET YARDS ALLOWED

24	vs. Cleveland	Dec. 21, 1958
27	vs. Chicago	Jan. 13, 1991
29	vs. San Francisco	Jan. 4, 1987

MOST RUSHING ATTEMPTS

53	vs. Cleveland	Dec. 21, 1958
48	vs. Chicago	Jan. 13, 1991
46	vs. Washington	Jan. 11, 1987

MOST RUSHING ATTEMPTS, OPPONENT

65	at Detroit	Dec. 15, 1935
56	at Green Bay	Dec. 12, 1941
51	at Green Bay	Dec. 10, 1939

FEWEST RUSHING ATTEMPTS

13	vs. Carolina	Jan. 8, 2006
14	at Green Bay	Dec. 31, 1961
	vs. Chicago	Jan. 5, 1986
	at Green Bay	Jan. 20 2008
16	vs. Baltimore	Jan. 28, 2001
	at New England	Feb. 3, 2008
17	at Green Bay	Jan. 8, 2017
19	at San Francisco	Jan. 15, 1994

FEWEST RUSHING ATTEMPTS, OPPONENT

9	vs. Minnesota	Jan. 14, 2001
11	at San Francisco	Jan. 20, 1991
13	vs. Cleveland	Dec. 21, 1958
14	vs. Philadelphia	Jan. 7, 2001
16	at Minnesota	Jan. 15, 2023
	vs. Washington	Jan. 11, 1987
	vs. Chicago	Jan. 13, 1991

PASSING

MOST YARDS GAINED PASSING

380	vs. Minnesota	Jan. 14, 2001
327	at San Francisco	Jan. 5, 2003
325	at Green Bay	Jan. 15, 2012
295	at Green Bay	Jan. 8, 2017
289	at Minnesota	Jan. 15, 2023

MOST YARDS ALLOWED PASSING

356	at San Francisco	Jan. 6, 2003
322	vs. Baltimore	Dec. 28, 1958
320	vs. Denver	Jan. 25, 1987
302	vs. Rams	Jan. 7, 1990

FEWEST YARDS GAINED PASSING

9	at Cleveland	Dec. 17, 1950
57	vs. Washington	Dec. 19, 1943
73	at Chicago	Dec. 21, 1941
82	vs. Washington	Jan. 11, 1987
86	vs. Baltimore	Jan. 28, 2001

FEWEST YARDS ALLOWED PASSING

29	at Cleveland	Dec. 17, 1950
52	at Detroit	Dec. 15, 1935
60	vs. Minnesota	Jan. 14, 2001

MOST PASSES ATTEMPTED

58	at San Francisco	Jan. 22, 2012
44	at San Francisco	Jan. 5, 2003
	at San Francisco	Dec. 29, 1984
41	vs. Green Bay	Dec. 30, 1962
40	at Baltimore	Dec. 27, 1959
	vs. Minnesota	Jan. 14, 2001
	at Green Bay	Jan. 20, 2008
	vs. New England	Feb. 5, 2012

MOST PASSES ATTEMPTED, OPPONENT

50	vs. Washington	Jan. 11, 1987
48	vs. San Francisco	Dec. 29, 1985
47	vs. Chicago	Dec. 30, 1956
46	at Green Bay	Jan. 15, 2012

FEWEST PASSES ATTEMPTED

12	vs. Chicago	Dec. 9, 1934
13	at Detroit	Dec. 15, 1935

FEWEST PASSES ATTEMPTED, OPPONENT

5	at Detroit	Dec. 15, 1935
9	at Cleveland	Dec. 17, 1950
10	at Green Bay	Dec. 10, 1939

MOST PASS COMPLETIONS

32	at San Francisco	Jan. 22, 2012
30	vs. New England	Feb. 12, 2005
29	at San Francisco	Jan. 5, 2003
	vs. Minnesota	Jan. 14, 2001
25	at San Francisco	Dec. 29, 1984
24	at Minnesota	Jan. 15, 2023

MOST PASS COMPLETIONS ALLOWED

32	at Minnesota	Jan. 15, 2023
29	at New England	Feb. 3, 2008
28	at San Francisco	Jan. 5, 2003
27	vs. New England	Feb. 5, 2012
26	at Baltimore	Dec. 28, 1958
	vs. San Francisco	Dec. 29. 1985
	vs. Denver	Jan. 25, 1987
	at Green Bay	Jan. 15, 2012

FEWEST PASS COMPLETIONS

3	at Cleveland	Dec. 17, 1950
	at Chicago	Dec. 21, 1941
4	at Detroit	Dec. 15, 1935
	vs. Washington	Dec. 19, 1943

FEWEST PASS COMPLETIONS ALLOWED

2	at Detroit	Dec. 15, 1935
3	at Cleveland	Dec. 17, 1950
	vs. Green Bay	Dec. 17, 1944

MOST PASSES HAD INTERCEPTED

6	at Green Bay	Dec. 10, 1939
	vs. Chicago	Dec. 15, 1946
5	at Chicago	Dec. 29, 1963
4	vs. Baltimore	Jan. 28, 2001
	at Green Bay	Dec. 31, 1961
	vs. Green Bay	Dec. 17, 1944

MOST OPPONENT PASSES INTERCEPTED

3	7 times; Last time: vs. Minnesota	Jan. 14, 2001

PUNTING

MOST PUNTS

13	at Chicago	Dec. 17, 1933
11	vs. Baltimore	Jan. 28, 2001
10	vs. Green Bay	Dec. 17, 1944
	vs. Washington	Dec. 19, 1943

MOST PUNTS, OPPONENT

10	5 times; Last time: at San Francisco	Jan. 22, 2012

FEWEST PUNTS

1	vs. Minnesota	Jan. 14, 2001
2	vs. Philadelphia	Jan. 11, 2009
3	4 times; Last time: at San Francisco	Jan. 20, 1991

FEWEST PUNTS, OPPONENT

2	3 times; Last time: vs. Chicago	Jan. 13, 1991

PENALTIES

MOST PENALTIES

11	vs. Green Bay	Dec. 17, 1944
9	at San Francisco	Jan. 22, 2012
8	at San Francisco	Jan. 3, 1982
6	vs. Chicago Bears	Dec. 15, 1946
	vs. Chicago	Dec. 30, 1956
	vs. Washington	Jan. 11, 1987
	vs. Denver	Jan. 25, 1987
	vs. Baltimore	Jan. 28, 2001

MOST PENALTIES, OPPONENT

14	at San Francisco	Jan. 3, 1982
11	vs. San Francisco	Jan. 4, 1987
	at Dallas	Jan. 13, 2008
10	at Rams	Dec. 23, 1984
	at Chicago	Dec. 21, 1941

FUMBLES

MOST FUMBLES

6	vs. Cleveland	Dec. 21, 1958
	vs. Baltimore	Dec. 28, 1958
5	at Green Bay	Dec. 31, 1961
	vs. Chicago	Dec. 9, 1934
	at Green Bay	Jan. 20, 2008

MOST FUMBLES, OPPONENT

5	at Philadelphia	Dec. 27, 1981
	vs. Chicago	Dec. 9, 1934
4	at Detroit	Dec. 15, 1935
	vs. Minnesota	Dec. 27, 1997
	at San Francisco	Jan. 22, 2012

MOST FUMBLES LOST

5	vs. Cleveland	Dec. 21, 1958
4	vs. Baltimore	Dec. 28, 1958
3	vs. Philadelphia	Jan. 7, 2001
	at Detroit	Dec. 15, 1935
	vs. Washington	Jan. 11, 1987

MOST FUMBLES LOST, OPPONENT

4	at Detroit	Dec. 15, 1935
3	at Green Bay	Jan. 15, 2012
2	Many times, most recently at San Francisco	Jan. 22, 2012

SACKS

MOST SACKS

6	vs. Philadelphia	Jan. 7, 2001
5	at Green Bay	Jan. 8, 2017
	vs. New England	Feb. 3, 2008

MOST SACKS, OPPONENT

6	at San Francisco	Jan. 22, 2012
	at San Francisco	Dec. 29, 1984
	at Chicago	Jan. 5, 1986
5	vs. New England	Feb. 3, 2008

WIN / LOSS RECORDS

GIANTS BEST WINNING PERCENTAGE SEASONS

1929	.900 (13-1-1)
1927	.885 (11-1-1)
1986	.875 (14-2)
1939	.864 (9-1-1)
1944	.850 (8-1-1)
1950	.833 (10-2)

GIANTS MOST REGULAR SEASON VICTORIES

1986	14 wins
1990	13 wins
1930	13 wins
1929	13 wins
2008	12 wins
2000	12 wins
1989	12 wins
1962	12 wins
2016	11 wins
2005	11 wins
1993	11 wins
1963	11 wins
1933	11 wins
1927	11 wins

GIANTS REGULAR SEASON RECORD MONTH-BY-MONTH

	Home	Road	Total
August	1-0-0 (1.000)	0-0-0	1-0-0 (1.000)
September	51-47-1(.520)	69-72-4 (.489)	120-119-5 (.502)
October	123-78-4 (.612)	98-100-6 (.495)	221-178-10 (.554)
November	140-92-9 (.603)	76-96-7 (.442)	216-186-16 (.535)
December	78-76-3 (.506)	72-69-0 (.511)	150-145-3 (.508)
January	4-4-0 (.500)	3-4-0 (.428)	7-8-0 (.467)
Total	**397-297-17 (.572)**	**318-341-17 (.483)**	**715-638-34 (.528)**

GIANTS POSTSEASON RECORD MONTH-BY-MONTH

	Home	Road	Neutral	Totals
December	5-6 (.455)	2-9 (.182)	-	7-15 (.318)
January	7-3 (.700)	7-7 (.500)	2-1 (.667)	16-11 (.593)
February	-	-	2-0 (1.000)	2-0-0 (1.000)
Total	**12-9 (.571)**	**9-16 (.360)**	**4-1 (.800)**	**25-26 (.490)**

GIANTS REGULAR SEASON RECORD BY DECADE

	Home	Road	Totals
1920s	27-8-3 (.771)	17-9-2 (.654)	44-17-5 (.705)
1930s	48-15-4 (.762)	32-24-4 (.571)	80-39-8 (.661)
1940s	34-26-3 (.567)	21-21-5 (.500)	55-47-8 (.536)
1950s	39-19-2 (.672)	37-22-1 (.627)	76-41-3 (.646)
1960s	35-31-3 (.530)	34-32-3 (.515)	69-63-6 (.522)
1970s	29-42-1 (.410)	21-51-0 (.292)	50-93-1 (.351)
1980s	46-31-0 (.597)	35-39-1 (.473)	81-70-1 (.536)
1990s	47-33-0 (.588)	36-43-1 (.456)	83-76-1 (.522)
2000s	43-37-0 (.537)	45-35-0 (.563)	88-72-0 (.550)
2010s	38-42-0 (.475)	32-48-0 (.400)	70-90-0 (.438)
2020s	11-13-1 (.460)	8-17-0 (.320)	19-30-1 (.390)
Overall	**397-297-17 (.572)**	**318-341-17 (.483)**	**715-638-34 (.528)**

GIANTS POSTSEASON RECORD BY DECADE

	Home	Road	Super Bowls	Totals
1920s	0-0	0-0		
1930s	2-0 (1.000)	0-3 (.000)		2-3 (.400)
1940s	0-3 (.000)	0-1 (.000)		0-4 (.000)
1950s	2-1 (.667)	0-2 (.000)		2-3 (.400)
1960s	0-1 (.000)	0-2 (.000)		0-3 (.000)
1970s	0-0	0-0		0-0
1980s	3-1 (.800	2-3 (.400)	1-0	6-4 (.600)
1990s	2-1 (.750)	1-1 (.500)	1-0	4-2 (.667)
2000s	2-2 (.400)	3-2 (.667)	1-1	6-5 (.546)
2010s	1-0 (1.000)	2-1 (.667)	1-0	4-1 (.800)
2020s	0-0	1-1 (.500)		1-1 (.500)
Overall	**12-9 (.571)**	**9-16 (.360)**	**4-1 (.800)**	**25-26 (.490)**

Super Bowls XXI, XXV and XXXV count as Giants home games, Super Bowls XLII and XLVI count as Giants road games

BIGGEST WINS

Points	Opponent	Date
56 Pts (56-0)	vs. Philadelphia	10-15-33
53 Pts (53-0)	vs. Frankford	10-19-30
53 Pts (53-0)	vs. Washington	11-5-61
52 Pts (62-10)	vs. Philadelphia	11-26-72
46 Pts (49-3)	at Green Bay (Milw.)	11-21-48
*46 Pts (49-3)	vs. San Francisco	1-4-87
44 Pts (51-7)	vs. N.Y. Yanks	12-3-50
43 Pts (49-6)	vs. St. Louis	12-7-69
*41 Pts (48-7)	vs. Cleveland	12-6-59
40 Pts (47-7)	vs. Chicago	12-30-56
39 Pts (45-6)	at Buffalo Bison	11-5-29
38 Pts (44-6)	vs. Seattle	10-5-08
37 Pts (44-7)	vs. Oakland	10-11-09
37 Pts (44-7)	vs. Phoenix	12-4-88
37 Pts (44-7)	vs. Philadelphia	11-26-67
36 Pts (36-0)	vs. Washington	10-30-05
36 Pts (36-0)	vs. Washington	12-4-38
35 Pts (42-7)	vs. Philadelphia	12-30-12
35 Pts (35-0)	vs. Pittsburgh	10-20-57
35 Pts (55-20)	at Baltimore	11-19-50
35 Pts (42-7)	at Pittsburgh	9-22-35

*Postseason

WORST LOSSES

Points	Opponent	Date
56 Pts (7-63)	at Pittsburgh	11-30-52
49 Pts (7-56)	vs. Chicago Bears	11-14-43
48 Pts (14-62)	at Cleveland	12-6-53
45 Pts (7-52)	at Dallas	9-18-66
45 Pts (0-45)	at Philadelphia	10-10-48
42 Pts (0-42)	at Oakland	11-4-73
41 Pts (14-55)	at L.A. Rams	11-13-66
*41 Pts (3-44)	at San Francisco	1-15-94
38 Pts (0-38)	at Carolina	9-22-13
38 Pts (7-45)	at New Orleans	12-14-03
38 Pts (0-38)	at Detroit	11-15-36
37 Pts (7-44)	at Minnesota	1-3-10
37 Pts (7-44)	at San Diego	10-19-80
37 Pts (0-37)	at Green Bay	12-31-61
36 Pts (13-49)	at Washington	9-28-75
35 Pts (0-35)	vs. Dallas	9-4-95
35 Pts (10-45)	at Cleveland	12-1-68
35 Pts (14-49)	vs. Washington	12-5-37

*Postseason

BY OPPONENT

GIANTS COMPOSITE RECORD (VS. CURRENT NFC TEAMS)

Opponent	Reg. Season	Playoffs	Total
Arizona	80-46-2	0-0	80-46-2
Atlanta	11-14-0	1-0	12-14-0
Carolina	6-6-0	0-1	6-7-0
Chicago	22-31-2	3-5	25-36-2
Dallas	46-73-2	1-0	47-73-2
Detroit	21-24-1	0-1	21-25-1
Green Bay	24-29-2	3-5	27-34-2
LA Rams	16-28-0	1-1	17-29-0
Minnesota	10-17-0	3-1	13-18-0
New Orleans	17-14-0	0-0	17-14-0
Philadelphia	85-89-2	2-3	87-92-2
San Francisco	17-17-0	4-4	21-21-0
Seattle	10-10-0	0-0	10-10-0
Tampa Bay	15-9-0	1-0	16-9-0
Washington	105-70-5	1-1	105-71-4
TOTALS	**485-477-16**	**20-22**	**505-499-16**

GIANTS COMPOSITE RECORD (VS. CURRENT AFC TEAMS)

Opponent	Reg. Season	Playoffs	Total
Baltimore	3-4-0	0-1	3-5-0
Buffalo	6-7-0	1-0	7-7-0
Cincinnati	5-6-0	0-0	5-6-0
Cleveland	21-27-2	1-1	22-28-2
Denver	6-7-0	1-0	7-7-0
Houston	5-1-0	0-0	5-1-0
Indianapolis	7-10-0	0-2	7-12-0
Jacksonville	4-4-0	0-0	4-4-0
Kansas City	11-4-0	0-0	11-4-0
Las Vegas	6-8-0	0-0	6-8-0
LA Chargers	5-8-0	0-0	5-8-0
Miami	7-3-0	0-0	7-3-0
New England	4-7-0	2-0	6-7-0
NY Jets	8-6-0	0-0	8-6-0
Pittsburgh	44-31-3	0-0	44-31-3
Tennessee	7-6-0	0-0	7-6-0
Totals	**149-139-5**	**5-4**	**154-143-5**

GIANTS VS. DEFUNCT NFL TEAMS

Baltimore Colts (1950)	1-0-0
Brooklyn Lions	2-0-0
Brooklyn Dodgers	20-5-3
Brooklyn Tigers	2-0-0
Boston Yankees	5-1-3
Buffalo Bisons	2-0-0

Canton Bulldogs	0-0-1
Cleveland Bulldogs	1-1-1
Columbus Tigers	1-0-0
Dallas Texans	1-0-0
Dayton Triangles	1-0-0
Detroit Wolverines	0-1-1
Duluth Eskimos	2-0-0
Frankford Yellow Jackets	8-5-1
Hartford Blues	1-0-0
Kansas City Cowboys	2-0-0
Los Angeles Buccaneers	0-1-0
Newark Tornados	2-0-0
New York Bulldogs	1-1-0
New York Yanks	3-0-0
New York Yankees	3-2-0
Orange Tornados	1-0-1
Pottsville Maroons	4-0-0
Providence Steamrollers	10-2-1
Rochester Jeffersons	1-0-0
Staten Island Stapletons	5-2-1
Phil-Pitt (1943)	1-1-0
Card-Pitt (1944)	1-0-0
Totals	**81-22-13**

GIANTS VS. THE NFC EAST IN THE REGULAR SEASON

Year	PHI	WAS	DAL	ARI	Home	Away	Overall
1970	1-1	2-0	1-1	2-0	4-0	2-2	6-2
1971	0-2	0-2	0-2	0-1	0-4	1-3	1-7
1972	2-0	0-2	1-1	2-0	2-2	3-1	5-3
1973	0-1-1	0-2	0-2	1-1	1-2-1	0-4	1-6-1
1974	0-2	0-2	1-1	0-2	0-4	1-3	1-7
1975	1-1	0-2	0-2	0-2	0-4	1-3	1-7
1976	0-2	1-1	0-2	0-2	1-3	0-4	1-7
1977	0-2	2-0	0-2	1-1	2-2	1-3	3-5
1978	0-2	1-1	0-2	1-1	2-2	0-4	2-6
1979	0-2	1-1	0-2	0-2	1-3	0-4	1-7
1980	0-2	0-2	1-1	1-1	1-3	1-3	2-6
1981	1-1	1-1	1-1	2-0	2-2	3-1	5-3
1982	2-0	0-2	0-0	0-1	1-1	1-2	2-3
1983	1-1	0-2	0-2	0-1-1	0-4	1-2-1	1-6-1
1984	1-1	1-1	2-0	1-1	4-0	1-3	5-3
1985	2-0	1-1	0-2	2-0	3-1	2-2	5-3
1986	2-0	2-0	1-1	2-0	4-0	3-1	7-1
1987	2-0	0-2	0-2	1-1	2-2	1-3	3-5
1988	0-2	2-0	2-0	1-1	3-1	2-2	5-3
1989	0-2	2-0	2-0	2-0	3-1	3-1	6-2
1990	1-1	2-0	2-0	2-0	4-0	3-1	7-1
1991	0-2	0-2	1-1	2-0	2-2	1-3	3-5
1992	0-2	1-1	0-2	1-1	1-3	1-3	2-6
1993	2-0	2-0	0-2	1-1	3-1	2-2	5-3
1994	2-0	2-0	1-1	1-1	3-1	3-1	6-2
1995	0-2	2-0	0-2	2-0	2-2	2-2	4-4
1996	0-2	0-2	1-1	1-1	2-2	0-4	2-6
1997	2-0	1-0-1	2-0	2-0	4-0	3-0-1	7-0-1
1998	2-0	1-1	0-2	2-0	3-1	2-2	5-3
1999	2-0	0-2	1-1	0-2	2-2	1-3	3-5
2000	2-0	1-1	2-0	2-0	3-1	4-0	7-1
2001	0-2	1-1	1-1	2-0	3-1	1-3	4-4
2002	1-1	2-0	2-0	-	3-0	2-1	5-1
2003	0-2	1-1	0-2	-	0-3	1-2	1-5
2004	0-2	1-1	2-0	-	201	1-2	3-3
2005	2-0	1-1	1-1	-	3-0	1-2	4-2
2006	1-1	2-0	1-1	-	1-2	3-0	4-2
2007	2-0	1-1	0-2	-	1-2	2-1	3-3
2008	1-1	2-0	1-1	-	2-1	2-1	4-2
2009	0-2	2-0	2-0	-	2-1	2-1	4-2
2010	0-2	2-0	1-1	-	1-2	2-1	3-3
2011	1-1	0-2	2-0	-	1-2	2-1	3-3
2012	1-1	1-1	1-1	-	2-1	1-2	3-3
2013	1-1	2-0	1-1	-	1-2	2-1	3-3
2014	0-2	2-0	0-2	-	1-2	1-2	2-4
2015	0-2	1-1	1-1	-	2-1	0-3	2-4
2016	1-1	1-1	2-0	--	2-1	2-1	4-2
2017	0-2	1-1	0-2	-	1-2	0-3	1-5
2018	0-2	1-1	0-2	-	0-3	1-2	1-5
2019	0-2	2-0	0-2	-	1-2	1-2	2-4
2020	1-1	2-0	1-1	-	3-0	1-2	4-2
2021	1-1	0-2	0-2	-	1-2	0-3	1-5
2022	0-2	1-0-1	0-2	-	0-2-1	1-2	1-4-1
Totals	**40-64-1**	**57-47-2**	**40-64**	**37-24-1**	**98-88-2**	**76-111-2**	**174-199-4**

GIANTS VS. THE AFC (1970-2022)

Year	Home	Away	Overall
1970	1-0	2-0	3-0
1971	1-1	0-1	1-2
1972	1-1	0-1	1-2
1973	1-0	0-2	1-2
1974	0-2	1-0	1-2
1975	1-1	1-0	2-1
1976	1-1	0-1	1-2
1977	0-1	0-1	0-2
1978	1-0	0-1	1-1
1979	0-1	1-0	1-1
1980	0-2	1-1	1-3
1981	0-1	1-0	1-1
1982	1-0	0-0	1-0
1983	0-2	0-2	0-4
1984	1-0	1-0	2-0
1985	1-1	1-1	2-2
1986	3-0	1-1	4-1*
1987	2-0	0-1	2-1
1988	1-0	0-1	1-1
1989	2-0	2-0	4-0
1990	2-1	2-0	4-1*
1991	2-0	1-1	3-1
1992	2-0	0-2	2-2
1993	1-1	1-1	2-2
1994	1-1	2-0	3-1
1995	0-2	0-2	0-4
1996	0-2	2-0	2-2
1997	1-1	0-2	1-3
1998	2-0	1-1	3-1
1999	1-1	1-1	2-2
2000	2-1	1-1	3-2*
2001	1-1	1-1	2-2
2002	1-1	1-1	2-2
2003	0-2	1-1	1-3
2004	1-1	0-2	1-3
2005	2-0	1-1	3-1
2006	1-1	0-2	1-3
2007	1-1	3-0	4-1*
2008	2-0	1-1	3-1
2009	1-1	1-1	2-2
2010	1-1	1-1	2-2
2011	2-0	3-0	5-0*
2012	1-1	0-2	1-3
2013	1-1	0-2	1-3
2014	1-1	1-1	2-2
2015	0-2	2-0	2-2
2016	2-0	1-1	3-1
2017	1-1	1-1	2-2
2018	0-2	1-1	1-3
2019	1-1	0-2	1-3
2020	0-2	1-1	1-3
2021	1-1	0-3	1-4
2022	3-0	2-0	5-0
Totals	**56-45**	**45-50**	**101-95**

*Includes Super Bowl Win
**Includes Super Bowl Loss

NOTABLE GAMES

GIANTS IN OVERTIME

Won: 25 Lost: 18 Tied: 3
Regular Season: 23-16-3 Postseason: 2-2
Home: 10-10-1 (0-2) Away: 13-6-2 (2-0)

Date	Opponent	Score
12-28-58	vs. Baltimore (NFL Champ. Game)	17-23 (L)
11-10-74	vs. Jets	20-26 (L)
12-18-77	vs. Chicago	9-12 (L)
11-12-78	at Washington	13-16 (L)
10-25-81	at Atlanta	27-24 (W)
11-15-81	vs. Washington	27-30 (L)
12-19-81	vs. Dallas	13-10 (W)
9-11-83	at Atlanta	16-13 (W)
10-24-83	at St. Louis (Monday Night Football)	20-20 (T)
9-29-85	at Philadelphia	16-10 (W)
10-18-87	at Buffalo	3-6 (L)
12-6-87	vs. Philadelphia	23-20 (W)
10-30-88	at Detroit	13-10 (W)
11-20-88	vs. Philadelphia	17-23 (L)
1-7-89	vs. Rams (Divisional Playoff Game)	13-19 (L)
1-2-94	vs. Dallas	13-16 (L)
10-30-94	vs. Detroit	25-28 (L)

9-10-95	at Kansas City	17-20 (L)
10-8-95	vs. Arizona	27-21 (W)
9-1-96	vs. Buffalo	20-23 (L)
10-19-97	at Detroit	26-20 (W)
11-23-97	at Washington (Sunday Night Football)	7-7 (T)
10-31-99	at Philadelphia	23-17 (W)
11-4-01	vs. Dallas	27-24 (W)
12-1-02	vs. Tennessee	27-21 (L)
12-28-02	vs. Philadelphia	10-7 (W)
9-15-03	vs. Dallas	35-32 (L)
9-21-03	at Washington	24-21 (W)
11-2-03	at Jets	31-28 (W)
10-6-05	at Dallas	16-13 (L)
11-27-05	at Seattle	24-21 (L)
12-11-05	at Philadelphia	26-23 (W)
9-17-06	at Philadelphia	30-24 (W)
1-20-08	at Green Bay (NFC Champ. Game)	23-20 (W)
9-21-08	vs. Cincinnati	26-23 (W)
12-21-08	vs. Carolina	34-28 (W)
11-22-09	vs. Atlanta	34-31 (W)
1-22-12	at San Francisco (NFC Cham. Game	20-17 (W)
12-22-13	at Detroit	23-20 (W)
12-6-15	vs. Jets	23-20 (L)
11-19-17	vs. Kansas City	12-9 (W)
12-2-18	vs. Chicago	30-27 (W)
12-9-19	at Philadelphia	23-17 (L)
12-22-19	at Washington	41-35 (W)
10-3-21	at New Orleans	27-21 (W)
12-4-22	Washington	20-20 (T)

GIANTS ON SUNDAY NIGHT

Overall: 23-31-1 Home: 11-13 Away: 12-18-1

Date	Opponent	Score	Network
10-6-85	vs. Dallas	29-30 (L)	ABC
11-8-87	vs. New England	17-10 (W)	ESPN
11-27-88	at New Orleans	13-12 (W)	ESPN
9-9-90	vs. Philadelphia	27-20 (W)	TNT
10-27-91	vs. Washington	13-17 (L)	ESPN
11-1-92	at Washington	24-7 (W)	TNT
11-15-92	at Denver	13-27 (L)	ESPN
10-3-93	at Buffalo	14-17 (L)	TNT
9-11-94	at Arizona	20-17 (W)	TNT
10-29-95	at Washington	24-15 (W)	TNT
9-1-96	vs. Buffalo	20-23 OT (L)	TNT
11-10-96	at Carolina	17-27 (L)	ESPN
11-23-97	at Washington	7-7 OT (T)	ESPN
10-11-98	vs. Atlanta	20-34 (L)	ESPN
9-26-99	at New England	14-16 (L)	ESPN
9-24-00	vs. Washington	6-16 (L)	ESPN
11-26-00	at Arizona	31-7 (W)	ESPN
12-17-00	at Dallas	17-13 (W)	ESPN
11-3-02	vs. Jacksonville	24-17 (W)	ESPN
12-14-03	at New Orleans	7-45 (L)	ESPN
1-2-05	vs. Dallas	28-24 (W)	ESPN
9-25-05	at San Diego	23-45 (L)	ESPN
9-10-06	vs. Indianapolis	21-26 (L)	NBC
11-12-06	vs. Chicago	20-38 (L)	NBC
9-9-07	at Dallas	35-45 (L)	NBC
9-30-07	vs. Philadelphia	16-3 (W)	NBC
12-16-07	vs. Washington	10-22 (L)	NBC
11-9-08	at Philadelphia	36-31 (W)	NBC
12-14-08	at Dallas	8-20 (L)	NBC
12-21-08	vs. Carolina	34-28 OT (W)	NBC
9-20-09	at Dallas	33-31 (W)	NBC
10-25-09	vs. Arizona	17-24 (L)	NBC
12-13-09	vs. Philadelphia	38-45 (L)	NBC
9-19-10	at Indianapolis	14-38 (L)	NBC
10-3-10	vs. Chicago	17-3 (W)	NBC
11-21-10	at Philadelphia	17-27 (L)	NBC
11-20-11	vs. Philadelphia	10-17 (L)	NBC
12-11-11	at Dallas	37-34 (W)	NBC
1-1-12	vs. Dallas	31-14 (W)	NBC
9-30-12	at Philadelphia	17-19 (L)	NBC
11-25-12	vs. Green Bay	38-10 (W)	NBC
9-8-13	at Dallas	31-36 (L)	NBC
12-1-13	at Washington	24-17 (W)	NBC
10-12-14	at Philadelphia	0-27 (L)	NBC
11-23-14	vs. Dallas	28-31 (L)	NBC
9-13-15	at Dallas	26-27 (L)	NBC
10-11-15	vs. San Francisco	30-27 (W)	NBC
12-27-15	at Minnesota	17-49 (L)	NBC
10-09-16	at Green Bay	16-23 (L)	NBC
12-11-16	vs. Dallas	10-7 (W)	NBC
9-10-17	at Dallas	3-19 (L)	NBC
10-15-17	at Denver	23-10 (W)	NBC
9/16/18	at Dallas	13-20 (L)	NBC
12/20/20	vs. Cleveland	20-6 (L)	NBC
12/18/22	at Washington	20-12 (W)	NBC

GIANTS ON MONDAY NIGHT

Overall: 25-46-1 Home: 9-14 Away: 16-32-1

Date	Opponent	Score
11-23-70	at Philadelphia	20-23 (L)
10-11-71	at Dallas	13-20 (L)
10-2-72	at Philadelphia	27-12 (W)
12-10-73	at Rams	6-40 (L)
10-20-75	at Buffalo	17-14 (W)
10-31-77	at St. Louis	0-28 (L)
9-17-79	at Washington	0-27 (L)
9-22-80	at Philadelphia	3-35 (L)
9-20-82	vs. Green Bay	19-27 (L)
9-26-83	vs. Green Bay	27-3 (W)
10-24-83	at St. Louis	20-20 (T)
11-7-83	at Detroit	9-15 (L)
10-8-84	vs. San Francisco	10-31 (L)
11-18-85	at Washington	21-23 (L)
9-8-86	at Dallas	28-31 (L)
10-27-86	vs. Washington	27-20 (W)
12-1-86	at San Francisco	21-17 (W)
9-14-87	at Chicago	19-34 (L)
10-5-87	vs. San Francisco	21-41 (L)
11-2-87	at Dallas	24-33 (L)
9-5-88	vs. Washington	27-20 (W)
10-10-88	at Philadelphia	13-24 (L)
9-11-89	at Washington	27-24 (W)
10-30-89	vs. Minnesota	24-14 (W)
11-27-89	at San Francisco	24-34 (L)
11-5-90	at Indianapolis	24-7 (W)
12-3-90	at San Francisco	3-7 (L)
9-2-91	vs. San Francisco	16-14 (W)
10-14-91	at Pittsburgh	23-20 (W)
11-4-91	at Philadelphia	7-30 (L)
9-21-92	at Chicago	27-14 (W)
12-20-93	at New Orleans	24-14 (W)
10-10-94	vs. Minnesota	10-27 (L)
11-7-94	vs. Minnesota	10-38 (L)
11-21-94	at Houston	13-10 (W)
9-4-95	vs. Dallas	0-35 (L)
9-21-98	vs. Dallas	7-31 (L)
11-30-98	at San Francisco	7-31 (L)
10-18-99	vs. Dallas	13-10 (W)
9-10-01	at Denver	31-20 (L)
10-22-01	vs. Philadelphia	10-9 (L)
11-19-01	at Minnesota	28-16 (L)
10-28-02	at Philadelphia	17-3 (L)
9-15-03	vs. Dallas	35-32 (L)
11-24-03	at Tampa Bay	19-13 (L)
9-19-05	at New Orleans*	27-10 (W)
10-23-06	at Dallas	36-22 (W)
11-20-06	at Jacksonville	26-10 (L)
10-15-07	at Atlanta	31-10 (W)
10-13-08	at Cleveland	35-14 (L)
12-21-09	at Washington	45-12 (W)
10-25-10	at Dallas	41-34 (W)
9-19-11	vs. St. Louis	28-16 (W)
11-28-11	at New Orleans	24-29 (L)
12-3-12	at Washington	16-17 (L)
10-21-13	vs. Minnesota	23-7 (W)
9-8-14	at Detroit	14-35 (L)
11-3-14	vs. Indianapolis	24-40 (L)
10-19-15	at Philadelphia	7-27 (L)
12-14-15	at Miami	31-24 (W)
10-3-16	at Minnesota	10-24 (L)
11-14-16	vs. Cincinnati	21-20 (W)
9-18-17	vs. Detroit	10-24 (L)
10-22-18	at Atlanta	20-23 (L)
11-12-18	at San Francisco	27-23 (W)
11-4-19	vs. Dallas	37-18 (L)
12-9-19	at Philadelphia	23-17 (L)
9-14-20	vs. Pittsburgh	26-16 (L)
11-2-20	vs. Tampa Bay	25-23 (L)
11-1-21	at Kansas City	20-17 (L)
11-22-21	at Tampa Bay	30-10 (L)
9-26-22	vs. Dallas	16-23 (L)

*Played in Giants Stadium

MILESTONE GAMES

(based on regular season games)

1st Game	10-11-25 at Providence (L) 0-14
50th Game	12-8-28 at Frankford (L) 0-7
100th Game	10-9-32 at Boston (L) 6-14
200th Game	11-3-40 at Brooklyn (W) 10-7
300th Game	11-20-49 vs. Detroit (L) 21-45
400th Game	9-28-58 Chicago Cardinals (W) 37-7*
500th Game	11-14-65 at Cleveland (L) 21-34
600th Game	11-26-72 vs. Philadelphia (W) 62-10
700th Game	11-11-79 vs. Atlanta (W) 24-3
800th Game	10-12-86 vs. Philadelphia (W) 35-3
900th Game	11-22-92 vs. Philadelphia (L) 34-47
1,000th Game	12-20-98 vs. Kansas City (W) 28-7
1,100th Game	9-25-05 at San Diego (L) 28-45
1,200 Game	10-30-11 vs. Miami (W) 20-17
1,300 Game	11-23-17 at Washington (L) 10-20

*Game played in Buffalo, NY

GIANTS YEAR-BY-YEAR RESULTS

1920'S

1925 (8-4)

4th Place, National Football League
ROBERT FOLWELL, Head Coach

Date	Opponent	Giants	Opp.
10/11	at Providence (L)	0	14
10/17	at Frankford (L)	3	5
10/18	Frankford (L)	0	14
11/1	Cleveland Bulldogs (W)	19	0
11/3	Buffalo Bisons (W)	7	0
11/8	Columbus (W)	19	0
11/11	Rochester (W)	13	0
11/15	Providence (W)	13	12
11/22	Kansas City Cowboys (W)	9	3
11/29	Dayton (W)	23	0
12/6	Chicago Bears (L)	7	19
12/13	at Chicago Bears (W)	9	0
	(H 7-2, A 1-2)	**122**	**67**

1926 (8-4-1)

7th Place, National Football League
JOSEPH ALEXANDER, Head Coach

Date	Opponent	Giants	Opp.
9/26	at Hartford (W)	21	0
10/3	at Providence (W)	7	6
10/10	at Chicago Bears (L)	0	7
10/16	at Frankford (L)	0	6
10/17	Frankford (L)	0	6
10/24	Kansas City Cowboys (W)	13	0
11/2	Canton (T)	7	7
11/7	Chicago Cardinals (W)	20	0
11/11	Duluth (W)	14	13
11/14	LA Buccaneers (L)	0	6
11/21	Providence (W)	21	0
11/25	at Brooklyn Lions (W)	17	0
11/28	Brooklyn Lions (W)	27	0
	(H 5-2-1, A 3-2)	**147**	**51**

1927 (11-1-1)

1st Place, National Football League
EARL POTTEIGER, Head Coach
NFL CHAMPIONS

Date	Opponent	Giants	Opp.
9/25	at Providence (W)	8	0
10/2	at Cleveland Bulldogs (T)	0	0
10/9	at Pottsville (W)	19	0
10/16	Cleveland Bulldogs (L)	0	6
10/22	at Frankford (W)	13	0
10/23	Frankford (W)	27	0
10/30	Pottsville (W)	16	0
11/6	Duluth (W)	21	0
11/8	Providence (W)	25	0
11/20	Chicago Cardinals (W)	28	7
11/27	Chicago Bears (W)	13	7
12/4	New York Yankees (W)	14	0
12/11	at New York Yankees (W)	13	0
	(H 7-1, A 4-0-1)	**197**	**20**

1928 (4-7-2)

6th Place, National Football League
EARL POTTEIGER, Head Coach

Date	Opponent	Giants	Opp.
9/30	at Pottsville (W)	12	6
10/7	at Green Bay (W)	6	0
10/14	at Chicago Bears (L)	0	13
10/21	at Detroit Wolverines (L)	0	28
10/28	at New York Yankees (W)	10	7
11/4	Frankford (T)	0	0
11/6	Pottsville (W)	13	7
11/11	Detroit Wolverines (T)	19	19
11/18	Green Bay (L)	0	7
11/25	at Providence (L)	0	16
12/2	New York Yankees (L)	13	19
12/8	at Frankford (L)	0	7
12/16	at New York Yankees (L)	6	7
	(H 1-2-2, A 3-5)	**79**	**136**

1929 (13-1-1)

2nd Place, National Football League
LeROY ANDREWS, Head Coach

Date	Opponent	Giants	Opp.
9/29	at Orange (T)	0	0
10/6	at Providence (W)	7	0
10/13	Staten Island (W)	19	9
10/20	Frankford (W)	32	0
10/27	Providence (W)	19	0
11/3	at Chicago Bears (W)	26	14
11/5	at Buffalo Bisons (W)	45	6
11/10	Orange (W)	22	0
11/17	Chicago Bears (W)	34	0
11/24	Green Bay (L)	6	20
11/28	at Staten Island (W)	21	7
12/1	Chicago Cardinals (W)	24	21
12/7	at Frankford (W)	12	0
12/8	Frankford (W)	31	0
12/15	at Chicago Bears (W)	14	9
	(H 7-1, A 6-0-1)	**312**	**86**

1930'S

1930 (13-4)

2nd Place, National Football League
LeROY ANDREWS, Head Coach (11-4)
STEVE OWEN & BENNIE FRIEDMAN, Co-Head Coaches (2-0)

Date	Opponent	Giants	Opp.
9/17	at Newark (W)	32	0
9/28	at Providence (W)	27	7
10/5	at Green Bay (L)	7	14
10/12	at Chicago Bears (W)	12	0
10/16	Chicago Cardinals (W)	25	12
10/19	Frankford (W)	53	0
10/26	Providence (W)	25	0
10/30	Newark (W)	34	7
11/2	Staten Island (W)	9	7
11/5	at Portsmouth (W)	19	6
11/9	at Chicago Cardinals (W)	13	7
11/16	Chicago Bears (L)	0	12
11/23	Green Bay (W)	13	6
11/27	at Staten Island (L)	6	7
11/30	Brooklyn Dodgers (L)	6	7
12/6	at Frankford (W)	14	6
12/7	at Brooklyn Dodgers (W)	13	0
	(H 6-2, A 7-2)	**308**	**98**

1931 (7-6-1)

5th Place, National Football League
STEVE OWEN, Head Coach

Date	Opponent	Giants	Opp.
9/27	at Providence (W)	14	6
9/30	at Portsmouth (L)	6	14
10/4	at Green Bay (L)	7	27
10/11	at Chicago Bears (L)	0	6
10/18	Staten Island (W)	7	0
10/25	Brooklyn Dodgers (W)	27	0
11/1	Portsmouth (W)	14	0
11/8	Frankford (W)	13	0
11/15	Chicago Bears (L)	6	12
11/22	Green Bay (L)	10	14
11/26	at Staten Island (L)	6	9
11/29	Providence (T)	0	0
12/6	at Brooklyn Dodgers (W)	19	6
12/13	at Chicago Bears (W)	25	6
	(H 4-2-1, A 3-4)	**154**	**100**

1932 (4-6-2)

5th Place, National Football League

STEVE OWEN, Head Coach

Date	Opponent	Giants	Opp.
9/25	at Portsmouth (L)	0	7
10/2	at Green Bay (L)	0	13
10/9	at Boston Braves (L)	6	14
10/16	at Brooklyn Dodgers (W)	20	12
10/23	Boston Braves (T)	0	0
10/30	Portsmouth (L)	0	6
11/6	Chicago Bears (L)	8	28
11/13	Staten Island (W)	27	7
11/20	Green Bay (W)	6	0
11/24	at Staten Island (T)	13	13
11/27	at Brooklyn Dodgers (W)	13	7
12/4	at Chicago Bears (L)	0	6
	(H 2-2-1, A 2-4-1)	**93**	**113**

1933 (11-3)

1st Place, Eastern Div.
STEVE OWEN, Head Coach

Date	Opponent	Giants	Opp.
9/20	at Pittsburgh (W)	23	2
9/24	at Portsmouth (L)	7	17
10/1	Green Bay (Milw.) (W)	10	7
10/8	at Boston Redskins (L)	20	21
10/15	Philadelphia (W)	56	0
10/22	Brooklyn Dodgers (W)	21	7
10/29	at Chicago Bears (L)	10	14
11/5	Portsmouth (W)	13	10
11/12	Boston Redskins (W)	7	0
11/19	Chicago Bears (W)	3	0
11/26	Green Bay (W)	17	6
11/30	at Brooklyn Dodgers (W)	10	0
12/3	Pittsburgh (W)	27	3
12/10	at Philadelphia (W)	20	14
	(H 7-0, A 4-3)	**244**	**101**
	NFL Championship Game		
12/17	at Chicago Bears (L)	21	23

1934 (8-5)

1st Place, Eastern Div
STEVE OWEN, Head Coach
NFL CHAMPIONS

Date	Opponent	Giants	Opp.
9/23	at Detroit (L)	0	9
9/30	Green Bay (Milw.) (L)	6	20
10/3	at Pittsburgh (W)	14	12
10/7	at Boston Redskins (W)	16	13
10/14	Brooklyn Dodgers (W)	14	0
10/21	Pittsburgh (W)	17	7
10/28	Philadelphia (W)	17	0
11/4	at Chicago Bears (L)	7	27
11/11	Green Bay (W)	17	3
11/18	Chicago Bears (L)	9	10
11/25	Boston Redskins (W)	3	0
11/29	at Brooklyn Dodgers (W)	27	0
12/2	at Philadelphia (L)	0	6
	(H 5-1, A 3-4)	**147**	**107**
	NFL Championship Game		
12/9	Chicago Bears (W)	30	13

1935 (9-3)

1st Place, Eastern Div.
STEVE OWEN, Head Coach

Date	Opponent	Giants	Opp.
9/22	at Pittsburgh (W)	42	7
9/29	at Green Bay (L)	7	16
10/6	at Boston Redskins (W)	20	12
10/13	Brooklyn Dodgers (W)	10	7
10/20	Boston Redskins (W)	17	6
10/27	Chicago Cardinals (L)	13	14
11/3	Chicago Bears (L)	3	20
11/17	at Chicago Bears (W)	3	0
11/24	Philadelphia (W)	10	0
11/28	at Brooklyn Dodgers (W)	21	0
12/1	at Philadelphia (W)	21	14
12/8	Pittsburgh (W)	13	0
	(H 4-2, A 5-1)	**180**	**96**
	NFL Championship Game		
12/15	at Detroit (L)	7	26

1936 (5-6-1)

3rd Place, Eastern Div.
STEVE OWEN, Head Coach

Date	Opponent	Giants	Opp.
9/13	at Philadelphia (L)	7	10
9/27	at Pittsburgh (L)	7	10
10/4	at Boston Redskins (W)	7	0
10/11	Brooklyn Dodgers (T)	10	10
10/18	Chicago Cardinals (W)	14	6
10/25	Philadelphia (W)	21	17
11/1	Detroit (W)	14	7
11/8	Chicago Bears (L)	7	25
11/15	at Detroit (L)	0	38
11/22	Green Bay (L)	14	26
11/26	at Brooklyn Dodgers (W)	14	0
12/6	Boston Redskins (L)	0	14
	(H 3-3-1, A 2-3)	**115**	**163**

1937 (6-3-2)

2nd Place, Eastern Div.
STEVE OWEN, Head Coach

Date	Opponent	Giants	Opp.
9/16	at Washington (L)	3	13
9/26	at Pittsburgh (W)	10	7
10/3	at Philadelphia (W)	16	7
10/17	Philadelphia (W)	21	0
10/24	Brooklyn Dodgers (W)	21	0
10/31	Chicago Bears (T)	3	3
11/7	Pittsburgh (W)	17	0
11/14	Detroit (L)	0	17
11/21	Green Bay (W)	10	0
11/25	at Brooklyn Dodgers (T)	13	13
12/5	Washington (L)	14	49
	(H 4-2-1, A 2-1-1)	**128**	**109**

1938 (8-2-1)

1st Place, Eastern Div.
STEVE OWEN, Head Coach
NFL CHAMPIONS

Date	Opponent	Giants	Opp.
9/18	at Pittsburgh (W)	27	14
9/25	at Philadelphia (L)	10	14
10/3	Pittsburgh (L)	10	13
10/9	at Washington (W)	10	7
10/16	Philadelphia (W)	17	7
10/23	Brooklyn Dodgers (W)	28	14
11/6	Chicago Cardinals (W)	6	0
11/13	Cleveland Rams (W)	28	0
11/20	Green Bay (W)	15	3
11/24	at Brooklyn Dodgers (T)	7	7
12/4	Washington (W)	36	0
	(H 6-1, A 2-1-1)	**194**	**79**
	NFL Championship Game		
12/11	Green Bay (W)	23	17

1939 (9-1-1)

1st Place, Eastern Div.
STEVE OWEN, Head Coach

Date	Opponent	Giants	Opp.
9/24	at Philadelphia (W)	13	3
10/1	at Washington (T)	0	0
10/8	at Pittsburgh (W)	14	7
10/15	Philadelphia (W)	27	10
10/22	Chicago Bears (W)	16	13
10/29	at Brooklyn Dodgers (W)	7	6
11/5	at Detroit (L)	14	18
11/12	Chicago Cardinals (W)	17	7
11/19	Pittsburgh (W)	23	7
11/26	Brooklyn Dodgers (W)	28	7
12/3	Washington (W)	9	7
	(H 6-0, A 3-1-1)	**168**	**85**
	NFL Championship Game		
12/10	Green Bay (Milw.) (L)	0	27

1940'S

1940 (6-4-1)

3rd Place, Eastern Div.
STEVE OWEN, Head Coach

Date	Opponent	Giants	Opp.
9/15	at Pittsburgh (T)	10	10
9/22	at Washington (L)	7	21
9/28	at Philadelphia (W)	20	14
10/13	Philadelphia (W)	17	7
10/20	Pittsburgh (W)	12	0
10/27	Chicago Bears (L)	21	37
11/3	at Brooklyn Dodgers (W)	10	7
11/10	Cleveland Rams (L)	0	13
11/17	Green Bay (W)	7	3
11/24	Washington (W)	21	7
12/1	Brooklyn Dodgers (L)	6	14
	(H 4-3, A 2-1-1)	**131**	**133**

1941 (8-3)

1st Place, Eastern Div.

STEVE OWEN, Head Coach

Date	Opponent	Giants	Opp.
9/13	at Philadelphia (W)	24	0
9/28	at Washington (W)	17	10
10/5	at Pittsburgh (W)	37	10
10/12	Philadelphia (W)	16	0
10/19	Pittsburgh (W)	28	7
10/26	at Brooklyn Dodgers (L)	13	16
11/2	Chicago Cardinals (L)	7	10
11/9	Detroit (W)	20	13
11/16	Cleveland Rams (W)	49	14
11/23	Washington (W)	20	13
12/7	Brooklyn Dodgers (L)	7	21
	(H 5-2, A 3-1)	**238**	**114**
	NFL Championship Game		
12/21	at Chicago Bears (L)	9	37

1942 (5-5-1)

3rd Place, Eastern Div.
STEVE OWEN, Head Coach

Date	Opponent	Giants	Opp.
9/27	at Washington (W)	14	7
10/4	at Pittsburgh (L)	10	13
10/11	Philadelphia (W)	35	17
10/18	at Chicago Bears (L)	7	26
10/25	at Brooklyn Dodgers (L)	7	17
11/1	Pittsburgh (L)	9	17
11/8	at Philadelphia (W)	14	0
11/15	Washington (L)	7	14
11/22	Green Bay (T)	21	21
11/29	Chicago Cardinals (W)	21	7
12/6	Brooklyn Dodgers (W)	10	0
	(H 3-2-1, A 2-3)	**155**	**139**

1943 (6-3-1)

T-1st Place, Eastern Div.
STEVE OWEN, Head Coach

Date	Opponent	Giants	Opp.
10/9	at Phil-Pitt (L)	14	28
10/17	at Brooklyn Dodgers (W)	20	0
10/24	Phil-Pitt (W)	42	14
10/31	Green Bay (L)	21	35
11/7	at Detroit (T)	0	0
11/14	Chicago Bears (L)	7	56
11/21	Chicago Cardinals (W)	24	13
11/28	Brooklyn Dodgers (W)	24	7
12/5	Washington (W)	14	10
12/12	at Washington (W)	31	1
	(H 4-2, A 2-1-1)	**197**	**170**
	Eastern Division Playoff Game		
12/19	Washington (L)	0	28

1944 (8-1-1)

1st Place, Eastern Div.
STEVE OWEN, Head Coach

Date	Opponent	Giants	Opp.
10/8	at Boston Yankees (W)	22	10
10/15	at Brooklyn Tigers (W)	14	7
10/22	Card-Pitt (W)	23	0
10/29	Philadelphia (L)	17	24
11/5	Boston Yankees (W)	31	0
11/12	at Philadelphia (T)	21	21
11/19	Green Bay (W)	24	0
11/26	Brooklyn Tigers (W)	7	0
12/3	Washington (W)	16	13
12/10	at Washington (W)	31	0
	(H 5-1, A 3-0-1)	**206**	**75**
	NFL Championship Game		
12/17	Green Bay (L)	7	14

1945 (3-6-1)

T-3rd Place, Eastern Div
STEVE OWEN, Head Coach

Date	Opponent	Giants	Opp.
10/7	at Pittsburgh (W)	34	6
10/14	at Boston Yankees* (T)	13	13
10/21	Pittsburgh (L)	7	21
10/28	Washington (L)	14	24
11/4	Cleveland Rams (L)	17	21
11/11	at Philadelphia (L)	17	38
11/18	Detroit (W)	35	14
11/25	Green Bay (L)	14	23
12/2	Philadelphia (W)	28	21
12/9	at Washington (L)	0	17
	(H 2-4, A 1-2-1)	**179**	**198**

* played at Yankee Stadium

1946 (7-3-1)

1st Place, Eastern Div
STEVE OWEN, Head Coach

Date	Opponent	Giants	Opp.
9/30	at Boston Yankees (W)	17	0
10/6	at Pittsburgh (W)	17	14
10/13	at Washington (L)	14	24
10/20	Chicago Cardinals (W)	28	24
10/27	Chicago Bears (W)	14	0
11/3	at Philadelphia (L)	14	24
11/10	Philadelphia (W)	45	17
11/17	Boston Yankees (T)	28	28
11/24	Pittsburgh (W)	7	0
12/1	Los Angeles Rams (L)	21	31
12/8	Washington (W)	31	0
	(H 5-1-1, A 2-2)	**236**	**162**
	NFL Championship Game		
12/15	Chicago Bears (L)	14	24

1947 (2-8-2)

5th Place, Eastern Div.
STEVE OWEN, Head Coach

Date	Opponent	Giants	Opp.
9/29	at Boston Yankees (T)	7	7
10/5	at Philadelphia (L)	0	23
10/12	at Washington (L)	20	28
10/19	Boston Yankees (L)	0	14
10/26	Pittsburgh (L)	21	38
11/2	at Detroit (L)	7	35
11/9	Philadelphia (L)	24	41
11/16	at Pittsburgh (L)	7	24
11/23	Green Bay (T)	24	24
11/30	Chicago Cardinals (W)	35	31
12/7	Washington (W)	35	10
12/14	at Los Angeles Rams (L)	10	34
	(H 2-3-1, A 0-5-1)	**190**	**309**

1948 (4-8)

3rd Place, Eastern Conf.
STEVE OWEN, Head Coach

Date	Opponent	Giants	Opp.
9/23	at Boston Yankees (W)	27	7
10/3	at Washington (L)	10	41
10/10	at Philadelphia (L)	0	45
10/17	Chicago Cardinals (L)	35	63
10/24	Pittsburgh (W)	34	27
10/31	at Chicago Bears (L)	14	35
11/7	Philadelphia (L)	14	35
11/14	Los Angeles Rams (L)	37	52
11/21	Green Bay (Milw.) (W)	49	3
11/28	Boston Yankees (W)	28	14
12/5	at Pittsburgh (L)	28	38
12/12	Washington (L)	21	28
	(H 2-4, A 2-4)	**297**	**388**

1949 (6-6)

3rd Place, Eastern Div.
STEVE OWEN, Head Coach

Date	Opponent	Giants	Opp.
9/25	at Pittsburgh (L)	7	28
9/30	at New York Bulldogs (W)	38	14
10/9	at Washington (W)	45	35
10/16	Pittsburgh (L)	17	21
10/23	Chicago Bears (W)	35	28
10/30	at Chicago Cardinals (W)	41	38
11/6	New York Bulldogs (L)	24	31
11/13	at Green Bay (W)	30	10
11/20	Detroit (L)	21	45
11/27	Washington (W)	23	7
12/4	Philadelphia (L)	3	24
12/11	at Philadelphia (L)	3	17
	(H 2-4, A 4-2)	**287**	**298**

1950'S

1950 (10-2)

T-1st Place, American Conf.
STEVE OWEN, Head Coach

Date	Opponent	Giants	Opp.
9/17	at Pittsburgh (W)	18	7
10/1	at Cleveland (W)	6	0
10/8	at Washington (W)	21	17
10/15	Pittsburgh (L)	6	17
10/22	Cleveland (W)	17	13
10/29	at Chicago Cardinals (L)	3	17
11/5	Washington (W)	24	21
11/12	Chicago Cardinals (W)	51	21
11/19	at Baltimore (W)	55	20

11/26	Philadelphia (W)	7	3
12/3	New York Yanks (W)	51	7
12/10	at Philadelphia (W)	9	7
	(H 5-1, A 5-1)	**268**	**150**

American Conference Playoff Game

12/17	at Cleveland (L)	3	8

1951 (9-2-1)

2nd Place, American Conf.
STEVE OWEN, Head Coach

Date	Opponent	Giants	Opp.
10/1	at Pittsburgh (T)	13	13
10/7	at Washington (W)	35	14
10/14	Chicago Cardinals (W)	28	17
10/21	Philadelphia (W)	26	24
10/28	at Cleveland (L)	13	14
11/4	New York Yanks (W)	37	31
11/11	Washington (W)	28	14
11/18	Cleveland (L)	0	10
11/25	at Chicago Cardinals (W)	10	0
12/2	Pittsburgh (W)	14	0
12/9	at Philadelphia (W)	23	7
12/16	at New York Yanks (W)	27	17
	(H 5-1, A 4-1-1)	**254**	**161**

1952 (7-5)

T-2nd Place, American Conf.
STEVE OWEN, Head Coach

Date	Opponent	Giants	Opp.
9/28	at Dallas Texans (W)	24	6
10/4	at Philadelphia (W)	31	7
10/12	at Cleveland (W)	17	9
10/19	Chicago Cardinals (L)	23	24
10/26	Philadelphia (L)	10	14
11/2	at Chicago Cardinals (W)	28	6
11/9	San Francisco (W)	23	14
11/16	Green Bay (L)	3	17
11/23	at Washington (W)	14	10
11/30	at Pittsburgh (L)	7	63
12/7	Washington (L)	17	27
12/14	Cleveland (W)	37	34
	(H 2-4, A 5-1)	**234**	**231**

1953 (3-9)

5th Place, Eastern Conf.
STEVE OWEN, Head Coach

Date	Opponent	Giants	Opp.
9/27	at Los Angeles Rams (L)	7	21
10/3	at Pittsburgh (L)	14	24
10/11	at Washington (L)	9	13
10/18	Chicago Cardinals (W)	21	7
10/25	Cleveland (L)	0	7
11/1	at Chicago Cardinals (W)	23	20
11/8	at Philadelphia (L)	7	30
11/15	Pittsburgh (L)	10	14
11/22	Washington (L)	21	24
11/29	Philadelphia (W)	37	28
12/6	at Cleveland (L)	14	62
12/13	Detroit (L)	16	27
	(H 2-4, A 1-5)	**179**	**277**

1954 (7-5)

3rd Place, Eastern Conf.
JIM LEE HOWELL, Head Coach

Date	Opponent	Giants	Opp.
9/26	at Chicago Cardinals (W)	41	10
10/2	at Baltimore (L)	14	20
10/10	at Washington (W)	51	21
10/17	Chicago Cardinals (W)	31	17
10/24	Washington (W)	24	7
10/31	at Cleveland (L)	14	24
11/7	at Pittsburgh (W)	30	6
11/14	Philadelphia (W)	27	14
11/21	Los Angeles Rams (L)	16	17
11/28	Cleveland (L)	7	16
12/5	Pittsburgh (W)	24	3
12/12	at Philadelphia (L)	14	29
	(H 4-2, A 3-3)	**293**	**184**

1955 (6-5-1)

3rd Place, Eastern Conf.
JIM LEE HOWELL, Head Coach

Date	Opponent	Giants	Coach
9/24	at Philadelphia (L)	17	27
10/2	at Chicago Cardinals (L)	17	28
10/9	at Pittsburgh (L)	23	30
10/16	Chicago Cardinals (W)	10	0
10/23	Pittsburgh (L)	17	19
10/30	Washington (W)	35	7
11/6	at Cleveland (L)	14	24
11/13	Baltimore (W)	17	7
11/20	Philadelphia (W)	31	7
11/27	Cleveland (T)	35	35
12/4	at Washington (W)	27	20
12/11	at Detroit (W)	24	19
	(H 4-1-1, A 2-4)	**267**	**223**

1956 (8-3-1)

1st Place, Eastern Conf.
JIM LEE HOWELL, Head Coach
NFL CHAMPIONS

Date	Opponent	Giants	Opp.
9/30	at San Francisco (W)	38	1
10/7	at Chicago Cardinals (L)	27	35
10/14	at Cleveland (W)	21	9
10/21	Pittsburgh (W)	38	10
10/28	Philadelphia (W)	20	3
11/4	at Pittsburgh (W)	17	14
11/11	Chicago Cardinals (W)	23	10
11/18	at Washington (L)	7	33
11/25	Chicago Bears (T)	17	17
12/2	Washington (W)	28	14
12/9	Cleveland (L)	7	24
12/15	at Philadelphia (W)	21	7
	(H 4-1-1, A 4-2)	**264**	**197**

NFL Championship Game

12/30	Chicago Bears (W)	47	7

1957 (7-5)

2nd Place, Eastern Conf.
JIM LEE HOWELL, Head Coach

Date	Opponent	Giants	Opp.
9/29	at Cleveland (L)	3	6
10/5	at Philadelphia (W)	24	20
10/13	at Washington (W)	24	20
10/20	Pittsburgh (W)	35	0
10/27	Washington (L)	14	31
11/3	at Green Bay (W)	21	17
11/10	Chicago Cardinals (W)	27	14
11/17	Philadelphia (W)	13	0
11/24	at Chicago Cardinals (W)	28	21
12/1	San Francisco (L)	17	27
12/7	at Pittsburgh (L)	10	21
12/15	Cleveland (L)	28	34
	(H 3-3, A 4-2)	**254**	**211**

1958 (9-3)

T-1st Place, Eastern Conf.
JIM LEE HOWELL, Head Coach

Date	Opponent	Giants	Opp.
9/28	at Chicago Cardinals* (W)	37	7
10/5	at Philadelphia (L)	24	27
10/12	at Washington (W)	21	14
10/19	Chicago Cardinals (L)	6	23
10/26	Pittsburgh (W)	17	6
11/2	at Cleveland (W)	21	17
11/9	Baltimore(W)	24	21
11/16	at Pittsburgh (L)	10	31
11/23	Washington (W)	30	0
11/30	Philadelphia (W)	24	10
12/7	at Detroit (W)	19	17
12/14	Cleveland (W)	13	10
	(H 5-1, A 4-2)	**246**	**183**

* played at Buffalo, N.Y.

Eastern Conference Playoff Game

12/21	Cleveland (W)	10	0

NFL Championship Game

12/28	Baltimore (OT) (L)	17	23

1959 (10-2)

1st Place, Eastern Conf.
JIM LEE HOWELL, Head Coach

Date	Opponent	Giants	Opp.
9/26	at Los Angeles Rams (W)	23	21
10/4	at Philadelphia (L)	21	49
10/11	at Cleveland (W)	10	6
10/18	Philadelphia (W)	24	7
10/25	at Pittsburgh (W)	21	16
11/1	Green Bay (W)	20	3
11/8	Chicago Cardinals (W)	9	3
11/15	Pittsburgh (L)	9	14

11/22	at Chicago Cardinals* (W)	30	20
11/29	Washington (W)	45	14
12/6	Cleveland (W)	48	7
12/13	at Washington (W)	24	10
	(H 5-1, A 5-1)	**284**	**170**

* played at Minneapolis, Minn.

NFL Championship Game

12/27	at Baltimore (L)	16	31

1960'S

1960 (6-4-2)

3rd Place, Eastern Conf.
JIM LEE HOWELL, Head Coach

Date	Opponent	Giants	Opp.
9/25	at San Francisco (W)	21	19
10/2	at St. Louis (W)	35	14
10/9	at Pittsburgh (W)	19	17
10/16	Washington (T)	24	24
10/30	St. Louis (L)	13	20
11/6	at Cleveland (W)	17	13
11/13	Pittsburgh (W)	27	24
11/20	Philadelphia (L)	10	17
11/27	at Philadelphia (L)	23	31
12/4	Dallas (T)	31	31
12/11	at Washington (W)	17	3
12/18	Cleveland (L)	34	48
	(H 1-3-2, A 5-1)	**271**	**261**

1961 (10-3-1)

1st Place, Eastern Conf.
ALLIE SHERMAN, Head Coach

Date	Opponent	Giants	Opp.
9/17	St. Louis (L)	10	21
9/24	at Pittsburgh (W)	17	14
10/1	at Washington (W)	24	21
10/8	at St. Louis (W)	24	9
10/15	at Dallas (W)	31	10
10/22	L.A. Rams (W)	24	14
10/29	Dallas (L)	16	17
11/5	Washington (W)	53	0
11/12	Philadelphia (W)	38	21
11/19	Pittsburgh (W)	42	21
11/26	at Cleveland (W)	37	21
12/3	Green Bay (Milw.) (L)	17	20
12/10	at Philadelphia (W)	28	24
12/17	Cleveland (T)	7	7
	(H 4-2-1, A 6-1)	**368**	**220**

NFL Championship Game

12/31	at Green Bay (L)	0	37

1962 (12-2)

1st Place, Eastern Conference
ALLIE SHERMAN, Head Coach

Date	Opponent	Giants	Opp.
9/16	at Cleveland (L)	7	7
9/23	at Philadelphia (W)	29	13
9/30	at Pittsburgh (W)	31	27
10/7	at St. Louis (W)	31	14
10/14	Pittsburgh (L)	17	20
10/21	Detroit (W)	17	14
10/28	Washington (W)	49	34
11/4	St. Louis (W)	31	28
11/11	at Dallas (W)	41	10
11/18	Philadelphia (W)	19	14
11/25	at Washington (W)	42	24
12/2	at Chicago (W)	26	24
12/9	Cleveland (W)	17	13
12/16	Dallas (W)	41	31
	(H 6-1, A 6-1)	**398**	**283**

NFL Championship Game

12/30	Green Bay (L)	7	16

1963 (11-3)

1st Place, Eastern Conference
ALLIE SHERMAN, Head Coach

Date	Opponent	Giants	Opp.
9/15	at Baltimore (W)	37	28
9/22	at Pittsburgh (L)	0	31
9/29	at Philadelphia (W)	37	14
10/6	at Washington (W)	24	14
10/13	Cleveland (L)	24	35
10/20	Dallas (W)	37	21
10/27	at Cleveland (W)	33	6
11/3	at St. Louis (W)	38	21
11/10	Philadelphia (W)	42	14
11/17	San Francisco (W)	48	14
11/24	St. Louis (L)	17	24
12/1	at Dallas (W)	34	27
12/8	Washington (W)	44	14
12/15	Pittsburgh (W)	33	17
	(H 5-2, A 6-1)	**448**	**280**

NFL Championship Game

12/29	at Chicago (L)	10	14

1964 (2-10-2)

7th Place, Eastern Conference
ALLIE SHERMAN, Head Coach

Date	Opponent	Giants	Opp.
9/13	at Philadelphia (L)	7	38
9/20	at Pittsburgh (L)	24	27
9/25	Washington (W)	13	10
10/4	at Detroit (L)	3	26
10/11	at Dallas (T)	13	13
10/18	Philadelphia (L)	17	23
10/25	at Cleveland (L)	20	42
11/1	St. Louis (W)	34	17
11/8	Dallas (L)	21	31
11/15	at St. Louis (T)	10	10
11/22	Pittsburgh (L)	17	44
11/29	at Washington (L)	21	36
12/6	Minnesota (L)	21	30
12/12	Cleveland (L)	21	52
	(H 2-5, A 0-5-2)	**242**	**399**

1965 (7-7)

T-2nd, Eastern Conference
ALLIE SHERMAN, Head Coach

Date	Opponent	Giants	Opp.
9/19	at Dallas (L)	2	31
9/26	at Philadelphia (W)	16	14
10/3	at Pittsburgh (W)	23	13
10/9	at Minnesota (L)	14	40
10/17	Philadelphia (W)	35	27
10/24	Cleveland (L)	14	38
10/31	St. Louis (W)	14	10
11/7	Washington (L)	7	23
11/14	at Cleveland (L)	21	34
11/21	at St. Louis (W)	28	15
11/28	Chicago (L)	14	35
12/5	Pittsburgh (W)	35	10
12/12	at Washington (W)	27	10
12/19	Dallas (L)	20	38
	(H 3-4, A 4-3)	**270**	**338**

1966 (1-12-1)

8th Place, Eastern Conf.
ALLIE SHERMAN, Head Coach

Date	Opponent	Giants	Opp.
9/11	at Pittsburgh (T)	34	34
9/18	at Dallas (L)	7	52
9/25	at Philadelphia (L)	17	35
10/2	Cleveland (L)	7	28
10/9	at St. Louis (L)	19	24
10/16	Washington (W)	13	10
10/23	Philadelphia (L)	3	31
11/6	St. Louis (L)	17	20
11/13	at Los Angeles Rams (L)	14	55
11/20	Atlanta (L)	16	27
11/27	at Washington (L)	41	72
12/4	at Cleveland (L)	40	49
12/11	Pittsburgh (L)	28	47
12/18	Dallas (L)	7	17
	(H 1-6, A 0-6-1)	**263**	**501**

1967 (7-7)

2nd Place, Century Division
ALLIE SHERMAN, Head Coach

Date	Opponent	Giants	Opp.
9/17	at St. Louis (W)	37	20
9/24	at Dallas (L)	24	38
10/1	at Washington (L)	34	38
10/8	New Orleans (W)	27	21
10/15	at Pittsburgh (W)	27	24
10/22	Green Bay (L)	21	48
10/29	Cleveland (W)	38	34
11/5	at Minnesota (L)	24	27
11/12	at Chicago (L)	7	34
11/19	Pittsburgh (W)	28	20
11/26	Philadelphia (W)	44	7
12/3	at Cleveland (L)	14	24
12/10	Detroit (L)	7	30

12/17	St. Louis (W)	37	14
	(H 5-2, A 2-5)	**369**	**379**

1968 (7-7)

2nd Place, NFC East
ALLIE SHERMAN, Head Coach

Date	Opponent	Giants	Opp.
9/15	at Pittsburgh (W)	34	20
9/22	at Philadelphia (W)	34	25
9/29	Washington (W)	48	21
10/6	New Orleans (W)	38	21
10/13	at Atlanta (L)	21	24
10/20	San Francisco (L)	10	26
10/27	at Washington (W)	13	10
11/3	Baltimore (L)	0	26
11/10	at Dallas (W)	27	21
11/17	Philadelphia (W)	7	6
11/24	at Los Angeles Rams (L)	21	24
12/1	at Cleveland (L)	10	45
12/8	St. Louis (L)	21	28
12/15	Dallas (L)	10	28
	(H 3-4, A 4-3)	**294**	**325**

1969 (6-8)

2nd Place, NFC East
ALEX WEBSTER, Head Coach

Date	Opponent	Giants	Opp.
9/21	Minnesota	24	23
9/28	at Detroit	0	24
10/5	Chicago	28	24
10/12	Pittsburgh	10	7
10/19	at Washington	14	20
10/27	at Dallas	3	25
11/2	Philadelphia	20	23
11/9	at St. Louis	17	42
11/16	New Orleans	24	25
11/23	at Cleveland	17	28
11/30	Green Bay (Milw.)	10	20
12/7	St. Louis	49	6
12/14	at Pittsburgh	21	17
12/21	Cleveland	27	14
	(H 5-2, A 1-6)	**264**	**298**

1970'S

1970 (9-5)

2nd Place, NFC East
ALEX WEBSTER, Head Coach

Date	Opponent	Giants	Opp.
9/19	Chicago (L)	16	24
9/27	at Dallas (L)	10	28
10/4	at New Orleans (L)	10	14
10/11	Philadelphia (W)	30	23
10/18	at Boston Patriots (W)	16	0
10/25	St. Louis (W)	35	17
11/1	at New York Jets (W)	22	10
11/8	Dallas (W)	23	20
11/15	Washington (W)	35	33
11/23	at Philadelphia (L)	20	23
11/29	at Washington (W)	27	24
12/6	Buffalo (W)	20	6
12/13	at St. Louis (W)	34	17
12/20	Los Angeles Rams (L)	3	31
	(H 5-2, A 4-3)	**301**	**270**

1971 (4-10)

5th Place, NFC East
ALEX WEBSTER, Head Coach

Date	Opponent	Giants	Opp.
9/19	at Green Bay (W)	42	40
9/26	Washington (L)	3	30
10/3	at St. Louis (W)	24	20
10/11	at Dallas (L)	13	20
10/17	Baltimore (L)	7	31
10/24	at Philadelphia (L)	7	23
10/31	Minnesota (L)	10	17
11/7	San Diego (W)	35	17
11/24	at Atlanta (W)	21	17
11/21	at Pittsburgh (L)	13	17
11/28	St. Louis (L)	7	24
12/5	at Washington (L)	7	23
12/12	Dallas (L)	14	42
12/19	Philadelphia (L)	28	41
	(H 1-6, A 3-4)	**228**	**362**

1972 (8-6)

3rd Place, NFC East
ALEX WEBSTER, Head Coach

Date	Opponent	Giants	Opp.
9/17	at Detroit (L)	16	30
9/24	Dallas (L)	14	23
10/2	at Philadelphia (W)	27	12
10/8	New Orleans (W)	45	21
10/15	at San Francisco (W)	23	17
10/22	St. Louis (W)	27	21
10/29	Washington (L)	16	23
11/5	Denver (W)	29	17
11/12	at Washington (L)	13	27
11/19	at St. Louis (W)	13	7
11/26	Philadelphia (W)	62	10
12/3	at Cincinnati (L)	10	13
12/10	Miami (L)	13	23
12/17	at Dallas (W)	23	3
	(H 4-3, A 4-3)	**331**	**247**

1973 (2-11-1)

5th Place, NFC East
ALEX WEBSTER, Head Coach

Date	Opponent	Giants	Opp.
9/16	Houston (W)	34	14
9/23	Philadelphia (T)	23	23
9/30	at Cleveland (L)	10	12
10/7	Green Bay (L)	14	16
10/14	Washington (L)	3	21
10/21	at Dallas (L)	28	45
10/28	at St. Louis (L)	27	35
11/4	at Oakland (L)	0	42
11/11	Dallas (L)	10	23
11/18	St. Louis (W)	24	13
11/25	at Philadelphia (L)	16	20
12/2	at Washington (L)	24	27
12/10	at Los Angeles Rams (L)	6	40
12/16	Minnesota (L)	7	31
	(H 2-4-1, A 0-7)	**226**	**362**

(Note: Sept. 16 and Sept. 23 games were played at Yankee Stadium. Remainder of home schedule was played at Yale Bowl, New Haven, Conn.)

1974 (2-12)

5th Place, NFC East
BILL ARNSPARGER, Head Coach

Date	Opponent	Giants	Opp.
9/15	Washington (L)	10	13
9/22	New England (L)	20	28
9/29	at Dallas (W)	14	6
10/6	Atlanta (L)	7	14
10/13	at Philadelphia (L)	7	35
10/20	at Washington (L)	3	24
10/27	Dallas (L)	7	21
11/3	at Kansas City (W)	33	27
11/10	New York Jets (OT) (L)	20	26
11/17	at Detroit (L)	19	20
11/24	St. Louis (L)	21	23
12/1	at Chicago (L)	13	16
12/8	Philadelphia (L)	7	20
12/15	at St. Louis (L)	14	26
	(H 0-7, A 2-5)	**195**	**299**

1975 (5-9)

4th Place, NFC East
BILL ARNSPARGER, Head Coach

Date	Opponent	Giants	Opp.
9/21	at Philadelphia (W)	23	14
9/28	at Washington (L)	13	49
10/5	at St. Louis (L)	14	26
10/12	Dallas (L)	7	13
10/20	at Buffalo (W)	17	14
10/25	St. Louis (L)	13	20
11/1	San Diego (W)	35	24
11/9	Washington (L)	13	21
11/16	Philadelphia (L)	10	13
11/23	Green Bay (Milw.) (L)	14	40
11/30	at Dallas (L)	3	14
12/7	Baltimore (L)	0	21
12/14	New Orleans (W)	28	14
12/21	at San Francisco (W)	26	23
	(H 2-5, A 3-4)	**216**	**306**

1976 (3-11)

5th Place, NFC East
BILL ARNSPARGER, Head Coach (0-7)
JOHN MCVAY, Head Coach (3-4)

Date	Opponent	Giants	Opp.
9/12	at Washington (L)	17	19
9/19	at Philadelphia (L)	7	20
9/26	at Los Angeles Rams (L)	10	24
10/3	at St. Louis (L)	21	27
10/10	Dallas (L)	14	24
10/17	at Minnesota (L)	7	24
10/24	Pittsburgh (L)	0	27
10/31	Philadelphia (L)	0	10
11/7	at Dallas (L)	3	9
11/14	Washington (W)	12	9
11/21	at Denver (L)	13	14
11/28	Seattle (W)	28	16
12/5	Detroit (W)	24	10
12/12	St. Louis (L)	14	17
	(H 3-4, A 0-7)	**170**	**250**

1977 (5-9)

5th Place, NFC East
JOHN MCVAY, Head Coach

Date	Opponent	Giants	Opp.
9/18	Washington (W)	20	17
9/25	at Dallas (L)	21	41
10/2	at Atlanta (L)	3	17
10/9	Philadelphia (L)	10	28
10/16	San Francisco (W)	20	17
10/23	at Washington (W)	17	6
10/31	at St. Louis (L)	0	28
11/6	Dallas (L)	10	24
11/13	at Tampa Bay (W)	10	0
11/20	Cleveland (L)	7	21
11/27	at Cincinnati (L)	13	30
12/4	St. Louis (W)	27	7
12/11	at Philadelphia (L)	14	17
12/18	Chicago (OT) (L)	9	12
	(H 3-4, A 2-5)	**181**	**265**

1978 (6-10)

5th Place, NFC East
JOHN MCVAY, Head Coach

Date	Opponent	Giants	Opp.
9/2	at Tampa Bay (W)	19	13
9/10	Dallas (L)	24	34
9/17	Kansas City (W)	26	10
9/24	San Francisco (W)	27	10
10/1	at Atlanta (L)	20	23
10/8	at Dallas (L)	3	24
10/15	Tampa Bay (W)	17	14
10/22	Washington (W)	17	6
10/29	at New Orleans (L)	17	28
11/5	at St. Louis (L)	10	20
11/12	at Washington (OT) (L)	13	16
11/19	Philadelphia (L)	17	19
11/26	at Buffalo (L)	17	41
12/3	Los Angeles Rams (L)	17	20
12/10	St. Louis (W)	17	0
12/17	Philadelphia (L)	3	20
	(H 5-3, A 1- 7)	**264**	**298**

1979 (6-10)

4th Place, NFC East
RAY PERKINS, Head Coach

Date	Opponent	Giants	Opp.
9/2	at Philadelphia (L)	17	23
9/9	St. Louis (L)	14	27
9/17	at Washington (L)	0	27
9/23	Philadelphia (L)	13	17
9/30	at New Orleans (L)	14	24
10/7	Tampa Bay (W)	17	14
10/14	San Francisco (W)	32	16
10/21	at Kansas City (W)	21	17
10/28	at Los Angeles Rams (W)	20	14
11/4	Dallas (L)	14	16
11/11	Atlanta (W)	24	3
11/18	at Tampa Bay (L)	3	31
11/25	Washington (W)	14	6
12/2	at Dallas (L)	7	28
12/9	at St. Louis (L)	20	29
12/16	Baltimore (L)	7	31
	(H 4-4, A 2-6)	**237**	**323**

1980'S

1980 (4-12)

5th Place, NFC East
RAY PERKINS, Head Coach

Date	Opponent	Giants	Opp.
9/7	at St. Louis (W)	41	35
9/14	Washington (L)	21	23
9/22	at Philadelphia (L)	3	35
9/28	Los Angeles Rams (L)	7	28
10/5	at Dallas (L)	3	24
10/12	Philadelphia (L)	16	31
10/19	at San Diego (L)	7	44
10/26	Denver (L)	9	14
11/2	at Tampa Bay (L)	13	30
11/9	Dallas (W)	38	35
11/16	Green Bay (W)	27	21
11/23	at San Francisco (L)	0	12
11/30	St. Louis (L)	7	23
12/7	at Seattle (W)	27	21
12/13	at Washington (L)	13	16
12/21	Oakland (L)	17	33
	(H 2-6, A 2-6)	**249**	**425**

1981 (9-7)

3rd Place, NFC East
RAY PERKINS, Head Coach

Date	Opponent	Giants	Opp.
9/6	Philadelphia (L)	10	24
9/13	at Washington (W)	17	7
9/20	New Orleans (W)	20	7
9/27	at Dallas (L)	10	18
10/4	Green Bay (L)	14	27
10/11	St. Louis (W)	34	14
10/18	at Seattle (W)	32	0
10/25	at Atlanta (OT) (W)	27	24
11/1	New York Jets (L)	7	26
11/8	Green Bay (Milw.) (L)	24	26
11/15	at Washington (L)	27	30
11/22	at Philadelphia (W)	20	10
11/29	at San Francisco (L)	10	17
12/6	Los Angeles Rams (W)	10	7
12/13	at St. Louis (W)	20	10
12/19	at Dallas (OT) (W)	13	10
	(H 4-4, A 5-3)	**295**	**257**
	NFC Wild Card Game		
12/27	at Philadelphia (W)	27	21
	NFC Playoff Game		
1/3	at San Francisco (L)	24	38

1982 (4-5)

10th Place, NFC East
RAY PERKINS, Head Coach

Date	Opponent	Giants	Opp.
9/12	Atlanta (L)	14	16
9/20	Green Bay (L)	19	27
9/26	at Pittsburgh - Cancelled by Strike		
10/3	at Dallas - Cancelled by Strike		
10/10	St. Louis - Cancelled by Strike		
10/17	Cincinnati - Cancelled by Strike		
10/25	at Philadelphia - Cancelled by Strike		
10/31	Dallas - Cancelled by Strike		
11/7	at Cleveland - Cancelled by Strike		
11/14	at L. A. Rams - Cancelled by Strike		
11/21	Washington (L)	17	27
11/25	at Detroit (W)	13	6
12/5	Houston (W)	17	14
12/11	Philadelphia (W)	23	7
12/19	at Washington (L)	14	15
12/26	at St. Louis (L)	21	24
1/2	at Philadelphia (W)	26	24
	(H 2-3, A 2-2)	**164**	**160**

1983 (3-12-1)

5th Place, NFC East
BILL PARCELLS, Head Coach

Date	Opponent	Giants	Opp.
9/4	Los Angeles Rams (L)	6	16
9/11	at Atlanta (OT) (W)	16	13
9/18	at Dallas (L)	13	28
9/26	Green Bay (W)	27	3
10/2	San Diego (L)	34	41
10/9	Philadelphia (L)	13	17
10/16	at Kansas City (L)	17	38
10/24	at St. Louis (OT) (L)	20	20
10/30	Dallas (L)	20	38
11/7	at Detroit (L)	9	15
11/13	Washington (L)	17	33
11/20	at Philadelphia (W)	23	0
11/27	at Los Angeles Raiders (L)	12	27

12/4	St. Louis (L)	6	10
12/11	Seattle (L)	12	17
12/17	at Washington (L)	22	31
	(H 1-7, A 2-5-1)	**267**	**347**

1984 (9-7)

2nd Place, NFC East
BILL PARCELLS, Head Coach

Date	Opponent	Giants	Opp.
9/2	Philadelphia (W)	28	27
9/9	Dallas (W)	28	7
9/16	at Washington (L)	14	30
9/23	Tampa Bay (W)	17	14
9/30	at Los Angeles Rams (L)	12	33
10/8	San Francisco (L)	10	31
10/14	at Atlanta (W)	19	7
10/21	at Philadelphia (L)	10	24
10/28	Washington (W)	37	13
11/4	at Dallas (W)	19	7
11/11	at Tampa Bay (L)	17	2
11/18	St. Louis (W)	16	10
11/25	Kansas City (W)	28	27
12/2	at New York Jets (W)	20	10
12/9	at St. Louis (L)	21	31
12/15	New Orleans (L)	3	10
	(H 6-2, A 3-5)	**299**	**301**
	NFC Wild Card Game		
12/23	at Los Angeles Rams (W)	16	13
	NFC Playoff Game		
12/29	at San Francisco (L)	10	21

1985 (10-6)

2nd Place, NFC East
BILL PARCELLS, Head Coach

Date	Opponent	Giants	Opp.
9/8	Philadelphia (W)	21	0
9/15	at Green Bay (L)	20	23
9/22	St. Louis (W)	27	17
9/29	at Philadelphia (OT) (W)	16	10
10/6	Dallas (L)	29	30
10/13	at Cincinnati (L)	30	35
10/20	Washington (W)	17	3
10/27	at New Orleans (W)	21	13
11/3	Tampa Bay (W)	22	20
11/10	Los Angeles Rams (W)	24	19
11/18	at Washington (L)	21	23
11/24	at St. Louis (W)	34	3
12/1	Cleveland (L)	33	35
12/8	at Houston (W)	35	14
12/15	at Dallas (L)	21	28
12/21	Pittsburgh (W)	28	10
	(H 6-2, A 4-4)	**399**	**283**
	NFC Wild Card Game		
12/29	San Francisco (W)	17	3
	NFC Playoff Game		
1/5	at Chicago (L)	0	21

1986 (14-2)

1st Place, NFC East
BILL PARCELLS, Head Coach
WORLD CHAMPIONS

Date	Opponent	Giants	Opp.
9/8	at Dallas (L)	28	31
9/14	San Diego (W)	20	7
9/21	at Los Angeles Raiders (W)	14	9
9/28	New Orleans (W)	20	17
10/5	at St. Louis (W)	13	6
10/12	Philadelphia (W)	35	3
10/19	at Seattle (L)	12	17
10/27	Washington (W)	27	20
11/2	Dallas (W)	17	14
11/9	at Philadelphia (W)	17	14
11/16	at Minnesota (W)	22	20
11/23	Denver (W)	19	16
12/1	at San Francisco (W)	21	17
12/7	at Washington (W)	24	14
12/14	St. Louis (W)	27	7
12/20	Green Bay (W)	55	24
	(H 8-0, A 6-2)	**371**	**236**
	NFC Playoff Game		
1/4	San Francisco (W)	49	3
	NFC Championship Game		
1/11	Washington (W)	17	0
	Super Bowl XXI (Pasadena, Calif.)		
1/25	Danver (W)	39	20

1987 (6-9)

5th Place, NFC East
BILL PARCELLS, Head Coach

Date	Opponent	Giants	Opp.
9/14	at Chicago (L)	19	34
9/20	Dallas (L)	14	16
9/27	at Miami - Cancelled by Strike		
10/5	San Francisco (L)	21	41
10/11	Washington (L)	12	38
10/18	at Buffalo (OT) (L)	3	6
10/25	St. Louis (W)	30	7
11/2	at Dallas (L)	24	33
11/8	New England (W)	17	10
11/15	at Philadelphia (W)	20	17
11/22	at New Orleans (L)	14	23
11/29	at Washington (L)	19	23
12/6	Philadelphia (OT) (W)	23	20
12/13	at St. Louis (L)	24	27
12/19	Green Bay (W)	20	10
12/27	New York Jets (W)	20	7
	(H 5-3, A 1-6)	**280**	**312**

1988 (10-6)

2nd Place, NFC East
BILL PARCELLS, Head Coach

Date	Opponent	Giants	Opp.
9/5	Washington (W)	27	20
9/11	San Francisco (L)	17	20
9/18	at Dallas (W)	12	10
9/25	Los Angeles Rams (L)	31	45
10/2	at Washington (W)	24	12
10/10	at Philadelphia (L)	13	24
10/16	Detroit (W)	30	10
10/23	at Atlanta (W)	23	16
10/30	at Detroit (OT) (W)	13	10
11/6	Dallas (W)	29	21
11/13	at Phoenix (L)	17	24
11/20	Philadelphia (OT) (L)	17	23
11/27	at New Orleans (W)	13	12
12/4	Phoenix (W)	44	7
12/11	Kansas City (W)	28	12
12/18	at New York Jets (L)	21	27
	(H 5-3, A 5-3)	**359**	**304**

1989 (12-4)

1st Place, NFC East
BILL PARCELLS, Head Coach

Date	Opponent	Giants	Opp.
9/11	at Washington (W)	27	24
9/17	Detroit (W)	24	14
9/24	Phoenix (W)	35	7
10/1	at Dallas (W)	30	13
10/8	at Philadelphia (L)	19	21
10/15	Washington (W)	20	17
10/22	at San Diego (W)	20	13
10/30	Minnesota (W)	24	14
11/5	at Phoenix (W)	20	13
11/12	at Los Angeles Rams (L)	10	31
11/19	Seattle (W)	15	3
11/27	at San Francisco (L)	24	34
12/3	Philadelphia (L)	17	24
12/10	at Denver (W)	14	1
12/16	Dallas (W)	15	0
12/24	Los Angeles Raiders (W)	34	17
	(H 7-1, A 5-3)	**348**	**252**
	NFC Playoff Game		
1/7	Los Angeles Rams (OT) (L)	13	19

1990'S

1990 (13-3)

1st Place, NFC East
BILL PARCELLS, Head Coach
WORLD CHAMPIONS

Date	Opponent	Giants	Opp.
9/9	Philadelphia (W)	27	20
9/16	at Dallas (W)	28	7
9/23	Miami (W)	20	3
9/30	Dallas (W)	31	17
10/14	at Washington (W)	24	20
10/21	Phoenix (W)	20	19
10/28	Washington (W)	21	10
11/5	at Indianapolis (W)	24	7
11/11	at Los Angeles Rams (W)	31	7
11/18	Detroit (W)	20	0
11/25	at Philadelphia (L)	13	31
12/3	at San Francisco (L)	3	7

12/9	Minnesota (W)	23	15
12/15	Buffalo (L)	13	17
12/23	at Phoenix (W)	24	21
12/30	at New England (W)	13	10
	(H 7-1, A 6-2)	**335**	**211**
	NFC Playoff Game		
1/13	Chicago (W)	31	3
	NFC Championship Game		
1/20	at San Francisco (W)	15	13
	Super Bowl XXV (Tampa, Fla.)		
1/27	Buffalo (W)	20	19

1991 (8-8)

4th Place, NFC East
RAY HANDLEY, Head Coach

Date	Opponent	Giants	Opp.
9/2	San Francisco	16	14
9/8	Los Angeles Rams	13	19
9/15	at Chicago	17	20
9/22	Cleveland	13	10
9/29	at Dallas	16	21
10/6	Phoenix	20	9
10/14	at Pittsburgh	23	20
10/27	Washington	13	17
11/4	at Philadelphia	7	30
11/10	at Phoenix	21	14
11/17	Dallas	22	9
11/24	at Tampa Bay	21	14
12/1	at Cincinnati	24	27
12/8	Philadelphia	14	19
12/15	at Washington	17	34
12/21	Houston	24	20
	(H 5-3, A 3-5)	**281**	**297**

1992 (6-10)

4th Place, NFC East
RAY HANDLEY, Head Coach

Date	Opponent	Giants	Opp.
9/6	San Francisco (L)	14	31
9/13	Dallas (L)	28	34
9/21	at Chicago (W)	27	14
10/4	at Los Angeles Raiders (L)	10	13
10/11	Phoenix (W)	31	21
10/18	at Los Angeles Rams (L)	17	38
10/25	Seattle (W)	23	10
11/1	at Washington (W)	24	7
11/8	Green Bay (W)	27	7
11/15	at Denver (L)	13	27
11/22	Philadelphia (L)	34	47
11/26	at Dallas (L)	3	30
12/6	Washington (L)	10	28
12/12	at Phoenix (L)	0	19
12/19	Kansas City (W)	35	21
12/27	at Philadelphia (L)	10	20
	(H 4-4, A 2-6)	**306**	**367**

1993 (11-5)

2nd Place, NFC East
DAN REEVES, Head Coach

Date	Opponent	Giants	Opp.
9/5	at Chicago (W)	26	20
9/12	Tampa Bay (W)	23	7
9/19	Los Angeles Rams (W)	20	10
10/3	at Buffalo (L)	14	17
10/10	at Washington (W)	41	7
10/17	Philadelphia (W)	21	10
10/31	New York Jets (L)	6	10
11/7	at Dallas (L)	9	31
11/14	Washington (W)	20	6
11/21	at Philadelphia (W)	7	3
11/28	Phoenix (W)	19	17
12/5	at Miami (W)	19	14
12/12	Indianapolis (W)	20	6
12/20	at New Orleans (W)	24	14
12/26	at Phoenix (L)	6	17
1/2	Dallas (OT) (L)	13	16
	(H 6-2, A 5-3)	**288**	**205**
	NFC Wild Card Game		
1/9	Minnesota	17	10
	NFC Playoff Game		
1/15	at San Francisco (L)	3	44

1994 (9-7)

2nd Place, NFC East
DAN REEVES, Head Coach

Date	Opponent	Giants	Opp.
9/4	Philadelphia (W)	28	23
9/11	at Arizona (W)	20	17
9/18	Washington (W)	31	23
10/2	at New Orleans (L)	22	27
10/10	Minnesota (L)	10	27
10/16	at Los Angeles Rams (L)	10	17
10/23	Pittsburgh (L)	6	10
10/30	Detroit (OT) (L)	25	28
11/7	at Dallas (L)	10	38
11/13	Arizona (L)	9	10
11/21	at Houston (W)	13	10
11/27	at Washington (W)	21	19
12/4	at Cleveland (W)	16	13
12/11	Cincinnati (W)	27	20
12/18	at Philadelphia (W)	16	13
12/24	Dallas (W)	15	10
	(H 4-4, A 5-3)	**279**	**305**

1995 (5-11)

4th Place, NFC East
DAN REEVES, Head Coach

Date	Opponent	Giants	Opp.
9/4	Dallas (L)	0	35
9/10	at Kansas City (OT) (L)	17	20
9/17	at Green Bay (L)	6	14
9/24	New Orleans (W)	45	29
10/1	at San Francisco (L)	6	20
10/8	Arizona (OT) (W)	27	21
10/15	Philadelphia (L)	14	17
10/29	at Washington (W)	24	15
11/5	at Seattle (L)	28	30
11/12	Oakland (L)	13	17
11/19	at Philadelphia (L)	19	28
11/26	Chicago (L)	24	27
11/30	at Arizona (W)	10	6
12/10	Washington (W)	20	13
12/17	at Dallas (L)	20	21
12/23	San Diego (L)	17	27
	(H 3-5, A 2-6)	**290**	**340**

1996 (6-10)

5th Place, NFC East
DAN REEVES, Head Coach

Date	Opponent	Giants	Opp.
9/1	Buffalo (OT) (L)	20	23
9/8	at Dallas (L)	0	27
9/15	Washington (L)	10	31
9/22	at New York Jets (W)	13	6
9/29	Minnesota (W)	15	10
10/13	Philadelphia (L)	10	19
10/20	at Washington (L)	21	31
10/27	at Detroit (W)	35	7
11/3	Arizona (W)	16	8
11/10	at Carolina (L)	17	27
11/17	at Arizona (L)	23	31
11/24	Dallas (W)	20	6
12/1	at Philadelphia (L)	0	24
12/8	at Miami (W)	17	7
12/15	New Orleans (L)	3	17
12/21	New England (L)	22	23
	(H 3-5, A 3-5)	**242**	**297**

1997 (10-5-1)

1st Place, NFC East
JIM FASSEL, Head Coach

Date	Opponent	Giants	Opp.
8/31	Philadelphia (W)	31	17
9/7	at Jacksonville (L)	13	40
9/14	Baltimore (L)	23	24
9/21	at St. Louis (L)	3	13
9/28	New Orleans (W)	14	9
10/5	Dallas (W)	20	17
10/12	at Arizona (W)	27	13
10/19	at Detroit (OT) (W)	26	20
10/26	Cincinnati (W)	29	27
11/9	at Tennessee (L)	6	10
11/16	Arizona (W)	19	10
11/23	at Washington (OT) (T)	7	7
11/30	Tampa Bay (L)	8	20
12/7	at Philadelphia (W)	31	21
12/13	Washington (W)	30	10
12/21	at Dallas (W)	20	7
	(H 6-2, A 4-3-1)	**307**	**265**
	NFC Wild Card Game		
12/27	Minnesota (L)	22	23

1998 (8-8)

3rd Place, NFC East
JIM FASSEL, Head Coach

Date	Opponent	Giants	Opp.
9/6	Washington (W)	31	24
9/13	at Oakland (L)	17	20
9/21	Dallas (L)	7	31
9/27	at San Diego (W)	34	16
10/4	at Tampa Bay (L)	3	20
10/11	Atlanta (L)	20	34
10/18	Arizona (W)	34	7
11/1	at Washington (L)	14	21
11/8	at Dallas (L)	6	16
11/15	Green Bay (L)	3	37
11/22	Philadelphia (W)	20	0
11/30	at San Francisco (L)	7	31
12/6	at Arizona (W)	23	19
12/13	Denver (W)	20	16
12/20	Kansas City (W)	28	7
12/27	at Philadelphia (W)	20	10
	(H 5-3, A 3-5)	**287**	**309**

1999 (7-9)

3rd Place, NFC East
JIM FASSEL, Head Coach

Date	Opponent	Giants	Opp.
9/12	at Tampa Bay (W)	17	13
9/19	Washington (L)	21	50
9/26	at New England (L)	14	16
10/3	Philadelphia (W)	16	15
10/10	at Arizona (L)	3	14
10/18	Dallas (W)	13	10
10/24	New Orleans (W)	31	3
10/31	at Philadelphia (OT) (W)	23	17
11/14	Indianapolis (L)	19	27
11/21	at Washington (L)	13	23
11/28	Arizona (L)	24	34
12/5	New York Jets (W)	41	28
12/12	at Buffalo (W)	19	17
12/19	at St. Louis (L)	10	31
12/26	Minnesota (L)	17	34
1/2	at Dallas (L)	18	26
	(H 4-4, A 3-5)	**299**	**358**

2000'S

2000 (12-4)

1st Place, NFC East
JIM FASSEL, Head Coach

Date	Opponent	Giants	Opp.
9/3	Arizona (W)	21	16
9/10	at Philadelphia (W)	33	18
9/17	at Chicago (W)	14	7
9/24	Washington (L)	6	16
10/1	at Tennessee (L)	14	28
10/8	at Atlanta (W)	13	6
10/15	Dallas (W)	19	14
10/29	Philadelphia (W)	24	7
11/5	at Cleveland (W)	24	3
11/12	St. Louis (L)	24	38
11/19	Detroit (L)	21	31
11/26	at Arizona (W)	31	7
12/3	at Washington (W)	9	7
12/10	Pittsburgh (W)	30	10
12/17	at Dallas (W)	17	13
12/23	Jacksonville (W)	28	25
	(H 5-3, A 7-1)	**328**	**246**
	NFC Playoff Game		
1/7	Philadelphia (W)	20	10
	NFC Championship Game		
1/14	Minnesota (W)	41	0
	Super Bowl XXXV (Tampa, Fla.)		
1/28	Baltimore (L)	7	34

2001 (7-9)

3rd Place, NFC East
JIM FASSEL, Head Coach

Date	Opponent	Giants	Opp.
9/10	at Denver (L)	20	31
9/23	at Kansas City (W)	13	3
9/30	New Orleans (W)	21	13
10/7	Washington (W)	23	9
10/14	at St. Louis (L)	14	15
10/22	Philadelphia (L)	9	10
10/28	at Washington (L)	21	35
11/4	Dallas (OT) (W)	27	24
11/11	at Arizona (W)	17	10
11/19	at Minnesota (L)	16	28
11/25	Oakland (L)	10	28
12/9	at Dallas (L)	13	20
12/15	Arizona (W)	17	13
12/23	Seattle (W)	27	24
12/30	at Philadelphia (L)	21	24
1/6	Green Bay (L)	25	34
	(H 5-3, A 2-6)	**294**	**321**

2002 (10-6)

2nd Place, NFC East
JIM FASSEL, Head Coach

Date	Opponent	Giants	Opp.
9/5	San Francisco (L)	13	16
9/15	at St. Louis (W)	26	21
9/22	Seattle (L)	9	6
9/29	at Arizona (W)	7	21
10/6	at Dallas (W)	21	17
10/13	Atlanta (L)	10	17
10/28	at Philadelphia (L)	3	17
11/3	Jacksonville (W)	24	17
11/10	at Minnesota (W)	27	20
11/17	Washington (W)	19	17
11/24	at Houston (L)	14	16
12/1	Tennessee (OT) (L)	29	32
12/8	at Washington (W)	27	21
12/15	Dallas (W)	37	7
12/22	at Indianapolis (W)	44	27
12/28	Philadelphia (OT) (W)	10	7
	(H 5-3, A 5-3)	**320**	**279**
	NFC Wild Card		
1/5	at San Francisco (L)	38	39

2003 (4-12)

4th Place, NFC East
JIM FASSEL, Head Coach

Date	Opponent	Giants	Opp.
9/7	St. Louis (W)	23	13
9/15	Dallas (OT) (L)	32	35
9/21	at Washington (OT) (W)	24	21
10/5	Miami (L)	10	23
10/12	at New England (L)	6	17
10/19	Philadelphia (L)	10	14
10/26	at Minnesota (W)	29	17
11/2	at New York Jets (OT) (W)	31	28
11/9	Atlanta (L)	7	27
11/16	at Philadelphia (L)	10	28
11/24	at Tampa Bay (L)	13	19
11/30	Buffalo (L)	7	24
12/7	Washington (L)	7	20
12/14	at New Orleans (L)	7	45
12/21	at Dallas (L)	3	19
12/28	Carolina (L)	24	37
	(H 1-7, A 3-5)	**243**	**387**

2004 (6-10)

2nd Place, NFC East
TOM COUGHLIN, Head Coach

Date	Opponent	Giants	Opp.
9/12	at Philadelphia (L)	17	31
9/19	Washington (W)	20	14
9/26	Cleveland (W)	27	10
10/3	at Green Bay (W)	14	7
10/10	at Dallas (W)	26	10
10/24	Detroit (L)	13	28
10/31	at Minnesota (W)	34	13
11/7	Chicago (L)	21	28
11/14	at Arizona (L)	14	17
11/21	Atlanta (L)	10	14
11/28	Philadelphia (L)	6	27
12/5	at Washington (L)	7	31
12/12	at Baltimore (L)	14	37
12/18	Pittsburgh (L)	30	33
12/26	at Cincinnati (L)	22	23
1/2	Dallas (W)	28	24
	(H 3-5, A 3-5)	**303**	**347**

2005 (11-5)

1st Place, NFC East
TOM COUGHLIN, Head Coach

Date	Opponent	Giants	Opp.
9/11	Arizona (W)	42	19
9/19	at *New Orleans (W)	27	10

9/25	at San Diego (L)	23	45
10/2	St. Louis (W)	44	24
10/16	at Dallas (OT) (L)	13	16
10/23	Denver (W)	24	23
10/30	Washington (W)	36	0
11/6	at San Francisco (W)	24	6
11/13	Minnesota (L)	21	24
11/20	Philadelphia (W)	27	17
11/27	at Seattle (OT) (L)	21	24
12/4	Dallas (W)	17	10
12/11	at Philadelphia (OT) (W)	26	23
12/17	Kansas City (W)	27	17
12/24	at Washington (L)	20	35
12/31	at Oakland (W)	30	21
	(H 7-1, A 4-4)	**422**	**314**

*Game played at Giants Stadium

NFC Wild Card

1/8	Carolina (L)	0	23

2006 (8-8)

3rd Place, NFC East
TOM COUGHLIN, Head Coach

Date	Opponent	Giants	Opp.
9/10	Indianapolis (L)	21	26
9/17	at Philadelphia (OT) (W)	30	24
9/24	at Seattle (L)	30	42
10/8	Washington (W)	19	3
10/15	at Atlanta (W)	27	14
10/23	at Dallas (W)	36	22
10/29	Tampa Bay (W)	17	3
11/5	Houston (W)	14	10
11/12	Chicago (L)	20	38
11/20	at Jacksonville (L)	10	26
11/26	at Tennessee (L)	21	24
12/3	Dallas (L)	20	23
12/10	at Carolina (W)	27	13
12/17	Philadelphia (L)	22	36
12/24	New Orleans (L)	7	30
12/30	at Washington (W)	34	28
	(H 3-5, A 5-3)	**355**	**362**

NFC Wild Card

1/7	at Philadelphia (L)	20	23

2007 (10-6)

2nd Place, NFC East
TOM COUGHLIN, Head Coach
WORLD CHAMPIONS

Date	Opponent	Giants	Opp.
9/9	at Dallas (L)	35	45
9/16	Green Bay (L)	13	35
9/23	at Washington (W)	24	17
9/30	Philadelphia (W)	16	3
10/7	New York Jets (W)	35	24
10/15	at Atlanta (W)	31	10
10/21	San Francisco (W)	33	15
10/28	at Miami (W)	13	10
11/11	Dallas (L)	20	31
11/18	at Detroit (W)	16	10
11/25	Minnesota (L)	17	41
12/2	at Chicago (W)	21	16
12/9	at Philadelphia (W)	16	13
12/16	Washington (L)	10	22
12/23	at Buffalo (W)	38	21
12/29	New England (L)	35	38
	(H 3-5, A 7-1)	**373**	**351**

NFC Wild Card

1/6	at Tampa Bay (W)	24	14

NFC Playoff Game

1/13	at Dallas (W)	21	17

NFC Championship Game

1/20	at Green Bay (OT) (W)	23	20

Super Bowl XLII (Glendale, AZ)

2/3	at New England (W)	17	14

2008 (12-4)

1st Place, NFC East
TOM COUGHLIN, Head Coach

Date	Opponent	Giants	Opp.
9/4	Washington (W)	16	7
9/14	at St. Louis (W)	41	13
9/21	Cincinnati (OT) (W)	26	23
10/5	Seattle (W)	44	6
10/13	at Cleveland (L)	14	35
10/19	San Francisco (W)	29	17
10/26	at Pittsburgh (W)	21	14
11/2	Dallas (W)	35	14
11/9	at Philadelphia (W)	36	31
11/16	Baltimore (W)	30	10
11/23	at Arizona (W)	37	29
11/30	at Washington (W)	23	7
12/7	Philadelphia (L)	14	20
12/14	at Dallas (L)	8	20
12/21	Carolina (OT) (W)	34	28
12/28	at Minnesota (L)	19	20
	(H 7-1, A 5-3)	**427**	**294**

NFC Playoff Game

1/11	Philadelphia (L)	11	23

2009 (8-8)

3rd Place, NFC East
TOM COUGHLIN, Head Coach

Date	Opponent	Giants	Opp.
9/13	Washington (W)	23	17
9/20	at Dallas (W)	33	31
9/27	at Tampa Bay (W)	24	0
10/4	at Kansas City (W)	27	16
10/11	Oakland (W)	44	7
10/18	at New Orleans (L)	27	48
10/25	Arizona (L)	17	24
11/1	at Philadelphia (L)	17	40
11/8	San Diego (L)	20	21
11/22	Atlanta (OT) (W)	34	31
11/26	at Denver (L)	6	26
12/6	Dallas (W)	31	24
12/13	Philadelphia (L)	38	45
12/21	at Washington (W)	45	12
12/27	Carolina (L)	9	41
1/3	at Minnesota (L)	7	44
	(H 4-4, A 4-4)	**402**	**427**

2010'S

2010 (10-6)

2nd Place, NFC East
TOM COUGHLIN, Head Coach

Date	Opponent	Giants	Opp.
9/12	Carolina (W)	31	18
9/19	at Indianapolis (L)	14	38
9/26	Tennessee (L)	10	29
10/3	Chicago (W)	17	3
10/10	at Houston (W)	34	10
10/17	Detroit (W)	28	20
10/25	at Dallas (W)	41	35
11/7	at Seattle (W)	41	7
11/14	Dallas (L)	20	33
11/21	at Philadelphia (L)	17	27
11/28	Jacksonville (W)	24	20
12/5	Washington (W)	31	7
12/13	*at Minnesota (W)	21	3
12/19	Philadelphia (L)	31	38
12/26	at Green Bay (L)	17	45
1/2	at Washington (W)	17	14
	(H-5-3, A 5-3)	**394**	**347**

*Game played in Detroit

2011 (9-7)

1st Place, NFC East
TOM COUGHLIN, Head Coach
WORLD CHAMPIONS

Date	Opponent	Giants	Opp.
9/11	at Washington (L)	14	28
9/19	St. Louis (W)	28	16
9/25	at Philadelphia (W)	29	16
10/2	at Arizona (W)	31	27
10/9	Seattle (L)	25	36
10/16	Buffalo (W)	27	24
10/30	Miami (W)	20	17
11/6	at New England (W)	24	20
11/13	at San Francisco (L)	20	27
11/20	Philadelphia (L)	10	17
11/28	at New Orleans (L)	24	49
12/4	Green Bay (L)	35	38
12/11	at Dallas (W)	37	34
12/18	Washington (L)	10	23
12/24	at Jets (W)	29	14
1/1	Dallas (W)	31	14
	(H 4-4, A 5-3)	**394**	**400**

NFC Wild Card

1/8	Atlanta (W)	24	2
	NFC Playoff Game		
1/15	at Green Bay (W)	37	20
	NFC Championship Game		
1/22	at San Franciso (OT) (W)	20	17
	Super Bowl XLVI (Indianapolis)		
2/5	New England (W)	21	17

2012 (9-7)

3rd Place, NFC East
TOM COUGHLIN, Head Coach

Date	Opponent	Giants	Opp.
9/5	Dallas (L)	17	24
9/16	Tampa Bay (W)	41	34
9/20	at Carolina (W)	36	7
9/30	at Philadelphia (L)	17	19
10/7	Cleveland (W)	41	27
10/14	at San Francisco (W)	26	3
10/21	Washington (W)	27	23
10/28	at Dallas (W)	29	24
11/4	Pittsburgh (L)	20	24
11/11	at Cincinnati (L)	13	31
11/25	Green Bay (W)	38	10
12/3	at Washington (L)	16	17
12/9	New Orleans (W)	52	27
12/16	at Atlanta (L)	0	34
12/23	at Baltimore (L)	14	33
12/30	Philadelphia (W)	42	7
	(H-6-2, A 3-5)	**424**	**339**

2013 (7-9)

3rd Place, NFC East
TOM COUGHLIN, Head Coach

Date	Opponent	Giants	Opp.
9/8	at Dallas (L)	31	36
9/15	Denver (L)	23	41
9/22	at Carolina (L)	0	38
9/29	at Kansas City (L)	7	31
10/6	Philadelphia (L)	21	36
10/10	at Chicago (L)	21	27
10/21	Minnesota (W)	23	7
10/27	at Philadelphia (W)	15	7
11/10	Oakland (W)	24	20
11/17	Green Bay (W)	27	13
11/24	Dallas (L)	21	24
12/1	at Washington (W)	24	17
12/8	at San Diego (L)	14	37
12/15	Seattle (L)	0	23
12/22	at Detroit (OT) (W)	23	20
12/29	Washington (W)	20	6
	(H-4-4, A 3-5)	**424**	**339**

2014 (6-10)

3rd Place, NFC East
TOM COUGHLIN, Head Coach

Date	Opponent	Giants	Opp.
9/8	at Detroit (L)	14	35
9/14	Arizona (L)	14	25
9/21	Houston (W)	30	17
9/25	at Washington (W)	45	14
10/5	Atlanta (W)	30	20
10/12	at Philadelphia (L)	0	27
10/19	at Dallas (L)	21	31
11/3	Indianapolis (L)	24	40
11/9	at Seattle (L)	17	38
11/16	San Francisco (L)	10	16
11/23	Dallas (L)	28	31
11/30	at Jacksonville (L)	24	25
12/7	at Tennessee (W)	36	7
12/14	Washington (W)	24	13
12/21	at St. Louis (W)	37	27
12/28	Philadelphia (L)	26	34
	(H-3-5, A 3-5)	**424**	**339**

2015 (6-10)

3rd Place, NFC East
TOM COUGHLIN, Head Coach

Date	Opponent	Giants	Opp.
9/13	at Dallas (L)	26	27
9/20	Atlanta (L)	20	24
9/24	Washington (W)	32	21
10/4	at Buffalo (W)	24	10
10/11	San Francisco (W)	30	27
10/19	at Philadelphia (L)	7	27
10/25	Dallas (W)	27	20
11/1	at New Orleans (L)	49	52
11/8	at Tampa Bay (W)	32	18
11/15	New England (L)	26	27
11/29	at Washington (L)	14	20
12/6	New York Jets (OT) (L)	20	23
12/14	at Miami (W)	31	24
12/20	Carolina (L)	35	38
12/27	at Minnesota (L)	17	49
1/3	Philadelphia (L)	30	35
	(H 3-5, A 3-5)	**420**	**422**

2016 (11-5)

2nd Place, NFC East
BEN McADOO, Head Coach

Date	Opponent	Giants	Opp.
9/11	at Dallas (W)	20	19
9/18	New Orleans (W)	16	13
9/25	Washington (L)	27	29
10/3	at Minnesota (L)	10	24
10/9	at Green Bay (L)	16	23
10/16	Baltimore (W)	27	23
10/23	at Los Angeles (W)	17	10
11/6	Philadelphia (W)	28	23
11/14	Cincinnati (W)	21	20
11/20	Chicago (W)	22	16
11/27	at Cleveland (W)	27	13
12/4	at Pittsburgh (L)	14	24
12/11	Dallas (W)	10	7
12/18	Detroit (W)	17	6
12/22	at Philadelphia (L)	19	24
1/1	at Washington (W)	19	10
	(H 7-1, A 4-4)	**310**	**284**
	NFC Wild Card		
1/8	at Green Bay (L)	13	38

2017 (3-13)

4th Place, NFC East
BEN McADOO, Head Coach (2-10)
STEVE SPAGNUOLO (1-3)

Date	Opponent	Giants	Opp.
9/10	at Dallas (L)	3	19
9/18	Detroit (L)	10	24
9/24	at Philadelphia (L)	24	27
10/1	at Tampa Bay (L)	23	25
10/8	LA Chargers (L)	22	27
10/15	at Denver (W)	23	10
10/22	Seattle (L)	7	24
11/5	LA Rams (L)	17	51
11/12	at San Francisco (L)	21	31
11/19	Kansas City (OT) (W)	12	9
11/23	at Washington (L)	10	20
12/3	at Oakland (L)	17	24
12/10	Dallas (L)	10	30
12/17	Philadelphia (L)	29	34
12/24	at Arizona (L)	0	23
12/31	Washington (W)	18	10
	(H 2-6, A 1-7)	**246**	**388**

2018 (5-11)

4th Place, NFC East
PAT SHURMUR, Head Coach

Date	Opponent	Giants	Opp.
9/9	Jacksonville (L)	15	20
9/16	at Dallas (L)	13	20
9/23	at Houston (W)	27	22
9/30	New Orleans (L)	18	33
10/7	at Carolina (L)	31	33
10/11	Philadelphia (L)	13	34
10/22	at Atlanta (L)	20	23
10/28	Washington (L)	13	20
11/12	at San Francisco (W)	27	23
11/18	Tampa Bay (W)	38	35
11/25	at Philadelphia (L)	22	25
12/2	Chicago (OT) (W)	30	27
12/9	at Washington (W)	40	16
12/16	Tennessee (L)	0	17
12/23	at Indianapolis (L)	27	28
12/30	Dallas (L)	35	36
	(H 2-6, A 3-5)	**369**	**412**

2019 (4-12)

3rd Place, NFC East
PAT SHURMUR, Head Coach

Date	Opponent	Giants	Opp.
9/8	at Dallas (L)	17	35
9/15	Buffalo (L)	14	28
9/22	at Tampa Bay (W)	32	31
9/29	Washington (W)	24	3

10/6	Minnesota (L)	10	28
10/10	at New England (L)	14	35
10/20	Arizona (L)	21	27
10/27	at Detroit (L)	26	31
11/4	Dallas (L)	18	37
11/10	at New York Jets (L)	27	34
11/24	at Chicago (L)	14	19
12/1	Green Bay (L)	14	31
12/9	at Philadelphia (OT) (L)	17	23
12/15	Miami (W)	36	20
12/22	at Washington (OT) (W)	41	35
12/29	Philadelphia (L)	17	34
	(H 2-6, A 2-6)	**341**	**451**

2020'S

2020 (6-10)

2nd Place, NFC East
JOE JUDGE, Head Coach

Date	Opponent	Giants	Opp.
9/14	Pittsburgh (L)	16	26
9/20	at Chicago (L)	13	17
9/27	San Francisco (L)	9	36
10/4	at L.A. Rams (L)	9	17
10/11	at Dallas (L)	34	37
10/18	Washington (W)	20	19
10/22	at Philadelphia (L)	21	22
11/2	Tampa Bay (L)	23	25
11/8	at Washington (W)	23	20
11/15	Philadelphia (W)	27	17
11/29	at Cincinnati (W)	19	17
12/6	at Seattle (W)	17	12
12/13	Arizona (L)	7	26
12/20	Cleveland (L)	6	20
12/27	at Baltimore (L)	13	27
1/3	Dallas (W)	23	19
	(H 3-5, A 3-5)	**280**	**357**

2021 (4-13)

4th Place, NFC East
JOE JUDGE, Head Coach

Date	Opponent	Giants	Opp.
9/12	Denver (L)	13	27
9/16	at Washington (L)	29	30
9/26	Atlanta (L)	14	17
10/3	at New Orleans (OT) (W)	27	21
10/10	at Dallas (L)	20	44
10/17	LA Rams (L)	11	38
10/24	Carolina (W)	25	3
11/1	at Kansas City (L)	17	20
11/7	Las Vegas (W)	23	16
11/22	at Tampa Bay (L)	10	30
11/28	Philadelphia (W)	13	7
12/5	at Miami (L)	9	20
12/12	at Los Angeles Chargers (L)	21	37
12/19	Dallas (L)	6	21
12/26	at Philadelphia (L)	10	34
1/2	at Chicago (L)	3	29
1/9	Washington (L)	7	22
	(H 3-5, A 1-8)	**258**	**416**

2022 (9-7-1)

3rd Place, NFC East
BRIAN DABOLL, Head Coach

Date	Opponent	Giants	Opp.
9/11	at Tennessee (W)	21	20
9/18	Carolina (W)	19	16
9/26	Dallas (L)	16	23
10/2	Chicago (W)	20	12
10/9	at Green Bay (W)	27	22
10/16	Baltimore (W)	24	20
10/23	at Jacksonville (W)	23	17
10/30	at Seattle (L)	13	27
11/13	Houston (W)	24	16
11/20	Detroit (L)	18	31
11/24	at Dallas (L)	20	28
12/4	Washington (T)	20	20
12/11	Philadelphia (L)	22	48
12/18	at Washington (W)	20	12
12/24	at Minnesota (L)	24	27
1/1	Indianapolis (W)	38	10
1/8	at Philadelphia (L)	16	22
	(H 5-3-1, A 4-4)	**365**	**371**

	NFC Wild Card		
1/15	at Minnesota (W)	31	24
	NFC Playoff Game		
1/21	at Philadelphia (L)	7	38

GIANTS PRESEASON YEAR-BY-YEAR RESULTS

1950'S

1950 (3-1)

Date	Opponent	Giants	Opp.
8/12	at Ottawa Roughriders (W)	20	6
8/18	Chicago (W) (at Syracuse, N.Y.)	10	7
8/29	Green Bay (L) (at Boston)	0	10
9/7	L.A. Rams (W)	24	14

1951 (3-3)

Date	Opponent	Giants	Opp.
8/11	at Ottawa Roughriders (W)	38	6
8/24	Detroit (L) (at Dallas)	21	31
9/2	Chicago (W) (at Memphis, Tenn.)	14	0
9/8	Washington (L) (at Birmingham, Al.)	10	14
9/20	L.A. Rams (L)	21	23
9/24	Philadelphia (W) (at Hershey, Pa.)	21	6

1952 (3-2)

Date	Opponent	Giants	Opp.
8/16	Green Bay (W) (at Milwaukee)	7	0
8/22	Pittsburgh (W) (at Des Moines, Ia.)	24	10
9/2	at Detroit (L)	17	33
9/14	Chicago (L)	7	17
9/18	L.A. Rams (W)	30	17

1953 (3-2)

Date	Opponent	Giants	Opp.
8/22	Green Bay (L) (at Minneapolis)	7	31
8/28	Detroit (L) (at Dallas)	7	38
9/3	Chicago (W)	14	7
9/12	Baltimore (W) (at St. Louis, Mo.)	10	6
9/21	San Francisco (W)	28	21

1954 (3-3)

Date	Opponent	Giants	Opp.
8/9	L.A. Rams (L) (Portland, Or.)	7	30
8/14	at San Francisco (L)	35	43
8/21	Cardinals (W) (at Spokane, Wa.)	26	0
9/4	Detroit (L) (at Norman, Okl.)	13	28
9/12	Chicago (W)	28	24
9/18	Green Bay (W) (at Milwaukee)	38	27

1955 (2-4)

Date	Opponents	Giants	Opp.
8/13	Green Bay (L) (at Spokane, Wa.)	24	30
8/20	San Francisco (W) (at Seattle, Wa.)	28	43
8/28	L.A. Rams (OT) (L) (Portland, Or.)	17	0
9/6	Baltimore (W) (at Minneapolis, Mn.)	17	28
9/10	Chicago (L)	0	24

9/18	at Detroit (L)	17	27

1956 (4-2)

Date	Opponent	Giants	Opp.
8/20	Baltimore (W) (at Boston, Ma.)	28	10
8/25	at Green Bay (L)	13	17
9/1	L.A. Rams (W) (at Seattle, Wa.)	20	10
9/8	San Francisco (W) (at Portland, Or.)	21	14
9/15	Chicago (L)	10	20
9/23	Cardinals (W) (at Memphis, Tn.)	42	7

1957 (4-2)

Date	Opponent	Giants	Opp.
8/9	College All-Stars (W) (at Chicago, Il.)	22	12
8/18	at San Francisco (L)	15	24
8/23	at L.A. Rams (W)	24	7
8/30	Chicago (W)	24	17
9/7	Green Bay (L) (at Boston, Ma.)	10	13
9/22	at Detroit (W)	17	0

1958 (1-5)

Date	Opponent	Giants	Opp.
8/17	at San Francisco (W)	19	10
8/22	at L.A. Rams (L)	10	38
8/29	at Detroit (L)	17	24
9/6	Green Bay (L) (at Boston)	20	41
9/14	at Baltimore (L)	21	27
9/21	Baltimore (L) (at Louisville, Ky.)	21	42

1959 (3-3)

Date	Opponent	Giants	Opp.
8/15	Philadelphia (L) (at Hershey, Pa.)	17	21
8/21	Baltimore (L) (at Dallas, Tx.)	3	28
8/29	at Detroit (W)	38	0
9/5	Green Bay (W) (at Bangor, Me.)	14	0
9/11	Chicago (L)	6	18
9/19	San Francisco (W) (at Salt Lake City, Ut.)	17	13

1960'S

1960 (1-3-1)

Date	Opponent	Giants	Opp.
8/15	Chicago (L) (at Toronto)	7	16
8/22	Green Bay (L) (at Jersey City, N.J.)	7	16
8/27	Dallas (L) (at Louisville, Ky.)	3	14
9/11	Detroit (T) (at New Haven, Conn.)	16	16
9/15	at L.A. Rams (W)	20	6

1961 (2-2-1)

Date	Opponent	Giants	Opp.
8/12	San Francisco (W) (at Portland, Ore.)	21	20
8/19	at L.A. Rams (T)	17	17
8/26	Dallas (W) (at Albuquerque, N.M.)	28	10
9/4	at Green Bay (L)	17	20
9/10	Baltimore (L) (at New Haven, Conn.)	20	49

1962 (2-2-1)

Date	Opponent	Giants	Opp.
8/11	St. Louis (T) (Hall of Fame Game, Canton, Oh.)	21	21
8/19	at San Francisco (L)	10	42
8/25	at L.A. Rams (W)	31	24
9/3	at Green Bay (L)	17	20
9/8	Philadelphia (W) (at Princeton, N.J.)	27	10

1963 (2-3)

Date	Opponent	Giants	Opp.
8/10	Chicago (L) (at Ithaca, N.Y.)	7	17
8/17	Detroit (W) (at Cleveland, Oh.)	24	21
8/25	at Minnesota (L)	16	17
9/2	at Green Bay (L)	17	24
9/7	Philadelphia (W) (at Princeton, N.J.)	34	10

1964 (1-4)

Date	Opponent	Giants	Opp.
8/8	at Minnesota (L)	7	21
8/15	at Green Bay (L)	10	34
8/22	Washington (L) (at Ithaca, N.Y.)	24	27
8/29	Philadelphia (W) (at Princeton, N.J.)	28	17
9/5	Detroit (L) (at Cleveland, Oh.)	10	24

1965 (1-4)

Date	Opponent	Giants	Opp.
8/14	at Green Bay (L)	7	44
8/22	Pittsburgh (W) (at New Haven, Conn.)	17	7
8/28	Philadelphia (L) (at Princeton, N.J.)	13	34
9/4	Detroit (L) (at Cleveland, Oh.)	21	25
9/11	Minnesota (L) (at Omaha, Neb.)	9	24

1966 (3-2)

Date	Opponent	Giants	Opp.
8/6	Pittsburgh (W) (at Ithaca, N.Y.)	16	14
8/13	Atlanta (W) (at Nashville, Tenn.)	14	7
8/21	Detroit (W) (at New Haven, Conn.)	17	7
8/27	Philadelphia (L) (at Princeton, N.J.)	23	24
9/3	at Green Bay (L) (Milwaukee, Wis.)	10	37

1967 (1-3-1)

Date	Opponent	Giants	Opp.
8/12	Atlanta (T) (at Ithaca, N.Y.)	10	10
8/18	Washington (L) (at Raleigh, N. C.)	13	31
8/27	Minnesota ((W) at New Haven, Conn.)	21	3
9/2	Philadelphia (L) (at Princeton, N.J.)	13	24
9/9	at Green Bay (L)	14	31

1968 (2-2)

Date	Opponent	Giants	Opp.
8/10	at Green Bay (W)	15	14
8/17	Atlanta (W) (at Nashville, Tenn.)	17	13
8/25	St. Louis (L) (at New Haven, Conn.)	10	18
9/7	Philadelphia (L) (at Princeton, N.J.)	7	21

1969 (0-5)

Date	Opponent	Giants	Opp.
8/9	at Green Bay (L)	21	22
8/17	New York Jets (L) (at New Haven, Conn.)	14	37
8/30	Philadelphia (L) (at Princeton, N.J.)	17	24
9/6	at Minnesota (L)	27	28
9/11	Pittsburgh (L) (at Montreal)	13	17

1970'S

1970 (2-3-1)

Date	Opponent	Giants	Opp.
8/8	at Green Bay (T)	31	31
8/15	at San Diego (L)	27	30
8/23	New York Jets (W) (at New Haven, Conn.)	28	24
8/28	at Pittsburgh (L)	6	21

9/5	Philadelphia (W) (at Princeton, N.J.)	27	7
9/12	Cleveland (L)	29	30

1971 (0-6)

Date	Opponent	Giants	Opp.
8/9	at Houston (L)	6	35
8/15	at New England (L)	14	20
8/22	New York Jets (L) (at New Haven, Conn.)	14	27
8/28	Philadelphia (L) (at Princeton, N.J.)	14	26
9/4	at Cleveland (L)	7	30
9/12	Pittsburgh (L)	3	20

1972 (3-2-1)

Date	Opponent	Giants	Opp.
7/29	Kansas City (L) (Hall of Fame Game, Canton, Oh.)	17	23
8/5	at Pittsburgh (L)	10	28
8/20	New York Jets (T) (at New Haven, Conn.)	31	31
8/27	at New England (W)	31	10
9/2	Philadelphia (W) (at Princeton, N.J.)	27	12
9/10	Cleveland (W)	28	21

1973 (6-0)

Date	Opponent	Giants	Opp.
8/4	at San Diego (W)	28	3
8/12	at New England (W)	13	7
8/19	New York Jets (W) (at New Haven, Conn.)	45	30
8/26	Pittsburgh (W)	29	24
9/1	Philadelphia (W) (at Princeton, N. J.)	42	21
9/8	Cleveland (W) (at Akron, Oh.)	21	10

1974 (2-4)

Date	Opponent	Giants	Opp.
8/3	at Houston (L)	7	16
8/11	at New England (W)	21	6
8/17	New York Jets (W) (at New Haven, Conn.)	21	13
8/24	at Pittsburgh (L)	7	17
8/31	Philadelphia (L) (at Princeton, N.J.)	21	24
9/6	at Buffalo (L)	17	23

1975 (4-2)

Date	Opponent	Giants	Opp.
8/10	at New England (W)	28	14
8/16	at San Diego (W)	17	7
8/24	New York Jets (W) (at New Haven, Conn.)	21	20
8/30	Pittsburgh (W) (at Princeton, N.J.)	24	7
9/7	Cleveland (L) (at Seattle, Wash.)	20	24
9/13	at Miami (L)	13	31

1976 (4-2)

Date	Opponent	Giants	Opp.
8/1	at New England (L)	7	13
8/9	New York Jets (W) (at Yankee Stadium)	16	14
8/14	at Houston (W)	30	14
8/20	at Pittsburgh (W)	17	0
8/28	at Green Bay (W)	20	16
9/4	at San Diego (L)	13	14

1977 (1-5)

Date	Opponent	Giants	Opp.
8/6	New England (L)	3	19
8/13	at New Orleans (L)	7	23
8/20	at San Diego (L)	17	29
8/29	Buffalo (OT) (W)	24	21
9/4	New York Jets (L)	0	10
9/11	Miami (L)	21	27

1978 (2-2)

Date	Opponent	Giants	Opp.
8/7	at Cleveland (W)	21	7
8/12	New York Jets (L)	23	27
8/19	Pittsburgh (W)	13	6
8/26	San Diego (L)	6	17

1979 (1-3)

Date	Opponent	Giants	Opp.
8/4	Cleveland (W)	27	7
8/11	at Pittsburgh (L)	3	10
8/18	San Diego (L)	3	7
8/25	New York Jets (L)	6	14

1980

1980 (1-3)

Date	Opponent	Giants	Opp.
8/9	Pittsburgh (L)	0	13
8/16	Denver (W)	9	6
8/22	at Baltimore (L)	20	37
8/30	New York Jets (L)	7	32

1981 (2-2)

Date	Opponent	Giants	Opp.
8/8	at Chicago (W)	23	7
8/15	Baltimore (W)	20	17
8/22	New York Jets (L)	24	37
8/29	at Pittsburgh (L)	6	31

1982 (1-3)

Date	Opponent	Giants	Opp.
8/14	at Baltimore (L)	14	19
8/21	Pittsburgh (L)	10	13
8/28	New York Jets (W)	22	10
9/3	at Miami (OT) (L)	13	16

1983 (3-1)

Date	Opponent	Giants	Opp.
8/7	New York Jets (W)	23	16
8/12	at Pittsburgh (W)	22	13
8/20	Baltimore (W)	27	24
8/26	Miami (L)	3	24

1984 (3-1)

Date	Opponent	Giants	Opp.
8/3	at New England (W)	48	20
8/11	at Indianapolis (L)	20	26
8/18	New York Jets (W)	20	14
8/25	Pittsburgh (W)	16	9

1985 (5-0)

Date	Opponent	Giants	Opp.
8/3	Houston (W) (HOF Game Canton, OH)	21	20
8/10	at Denver (W)	30	20
8/17	Green Bay (W)	10	2
8/24	New York Jets (OT) (W)	34	31
8/30	at Pittsburgh (W)	24	14

1986 (3-1)

Date	Opponent	Giants	Opp.
8/6	at Atlanta (L)	24	31
8/16	at Green Bay (W)	22	14
8/23	New York Jets (W)	20	16
8/30	Pittsburgh (W)	17	3

1987 (3-1)

Date	Opponent	Giants	Opp.
8/16	at New England (W)	19	17
8/22	Cleveland (W)	24	10
8/29	New York Jets (L)	23	30
9/5	at Pittsburgh (W)	26	20

1988 (3-1)

Date	Opponent	Giants	Opp.
8/6	at Green Bay (W)	34	3
8/13	New York Jets (W)	24	21
8/20	Pittsburgh (W)	28	17
8/26	at Cleveland (L)	13	17

1989 (3-1)

Date	Opponent	Giants	Opp.
8/12	at New England (W)	20	17
8/20	at Kansas City (W)	45	7
8/26	New York Jets (W)	21	17
9/2	Pittsburgh (L)	10	13

1990'S

1990 (4-0)

Date	Opponent	Giants	Opp.
8/13	at Buffalo (W)	20	6
8/18	at Houston (W)	13	10
8/25	New York Jets (W)	17	7
9/1	Cleveland (W)	28	10

1991 (2-2)

Date	Opponent	Giants	Opp.
8/5	Buffalo (W)	23	17

8/10	at Cleveland (L)	10	16
8/17	New York Jets (W)	24	20
8/24	at New England (L)	3	24

1992 (2-2)

Date	Opponent	Giants	Opp.
8/9	Cincinnati (W)	13	7
8/15	Cleveland (W)	16	7
8/22	at New York Jets (L)	14	20
8/29	at Pittsburgh (L)	3	24

1993 (2-2)

Date	Opponent	Giants	Opp.
8/7	at Cincinnati (W)	27	16
8/14	Pittsburgh (L)	17	23
8/21	New York Jets (W)	14	13
8/28	at Miami (L)	17	23

1994 (1-4)

Date	Opponent	Giants	Opp.
7/30	Miami (L)	19	20
8/6	Cleveland (L)	15	24
8/13	San Diego (Berlin) (W)	28	20
8/20	at New York Jets (L)	10	13
8/27	at Chicago (L)	21	27

1995 (3-1)

Date	Opponent	Giants	Opp.
8/6	at Cleveland (W)	19	13
8/11	vs. New Orleans (W)	14	13
8/19	vs. New York Jets (W)	32	31
8/26	at Carolina (L)	3	6

1996 (1-3)

Date	Opponent	Giants	Opp.
8/2	at Jacksonville (W)	24	17
8/10	Baltimore (L)	27	37
8/17	at New York Jets (L)	6	13
8/23	Carolina (L)	7	34

1997 (1-3)

Date	Opponent	Giants	Opp.
8/2	at Baltimore (W)	21	20
8/9	Jacksonville (L)	16	38
8/16	New York Jets (L)	17	27
8/22	Green Bay (L) (at Madison, WI)	17	22

1998 (1-3)

Date	Opponent	Giants	Opp.
8/8	Cincinnati (W)	24	17
8/14	at Jacksonville (L)	10	24
8/20	at New York Jets (L)	23	27
8/28	Baltimore (L)	6	14

1999 (2-2)

Date	Opponent	Giants	Opp.
8/13	at Minnesota (W)	36	21
8/21	Jacksonville (W)	27	20
8/28	New York Jets (L)	10	16
9/3	at Baltimore (L)	28	24

2000'S

2000 (0-4)

Date	Opponent	Giants	Opp.
8/5	Chicago (L)	8	20
8/11	at Jacksonville (L)	13	16
8/19	at New York Jets (L)	24	27
8/25	Baltimore (L)	17	24

2001 (1-3)

Date	Opponent	Giants	Opp.
8/11	at New England (L)	0	14
8/16	Jacksonville (W)	27	5
8/25	New York Jets (L)	14	17
8/31	at Baltimore (L)	9	38

2002 (3-2)

Date	Opponent	Giants	Opp.
8/5	vs. Houston (W) (HOF Game Canton, OH)	34	17
8/10	New England (W)	22	19
8/17	at Atlanta (L)	24	36
8/24	at New York Jets (L)	7	28
8/29	Baltimore (W)	13	0

2003 (1-3)

Date	Opponent	Giants	Opp.
8/7	at New England (L)	6	26
8/15	Carolina (L)	10	20
8/23	New York Jets (L)	14	15
8/28	at Baltimore (W)	30	24

2004 (1-3)

Date	Opponent	Giants	Opp.
8/13	Kansas City (W)	34	24
8/19	at Carolina (L)	20	27
8/27	at New York Jets (L)	10	17
9/2	Baltimore (L)	17	27

2005 (3-1)

Date	Opponent	Giants	Opp.
8/13	at Cleveland (L)	14	17
8/20	Carolina (W)	27	21
8/23	New York Jets (W)	15	14
9/1	at New England (W)	27	3

2006 (4-0)

Date	Opponent	Giants	Opp.
8/11	at Baltimore (W)	17	16
8/17	Kansas City (W)	17	0
8/25	at New York Jets (W)	13	7
8/31	New England (W)	31	23

2007 (1-3)

Date	Opponent	Giants	Opp.
8/11	Carolina (L)	21	24
8/19	at Baltimore (W)	13	12
8/25	New York Jets (L)	12	20
8/30	at New England (L)	20	27

2008 (2-2)

Date	Opponent	Giants	Opp.
8/7	at Detroit (L)	10	13
8/18	Cleveland (W)	37	34
8/23	at New York Jets (L)	7	10
8/28	New England (W)	19	14

2009 (1-3)

Date	Opponent	Giants	Opp.
8/17	vs. Carolina (W)	24	17
8/22	at Chicago (L)	3	17
8/29	vs. New York Jets (L)	25	27
9/3	at New England (L)	27	38

2010'S

2010 (2-2)

Date	Opponent	Giants	Opp.
8/16	at New York Jets (W)	31	16
8/21	Pittsburgh (L)	17	24
8/28	at Baltimore (L)	10	24
9/2	New England (W)	20	17

2011 (2-2)

Date	Opponent	Giants	Opp.
8/13	at Carolina (L)	10	20
8/22	Chicago (W)	41	13
8/29	New York Jets (L)	3	17
9/1	at New England (W)	18	17

2012 (2-2)

Date	Opponent	Giants	Opp.
8/10	at Jacksonville (L)	31	32
8/18	at New York Jets (W)	26	3
8/24	Chicago (L)	17	20
9/1	New England (W)	6	3

2013 (1-3)

Date	Opponent	Giants	Opp.
8/10	at Pittsburgh (W)	18	13
8/18	Indianapolis (L)	12	20
8/24	New York Jets (OT) (L)	24	21
8/29	at New England (L)	20	28

2014 (5-0)

Date	Opponent	Giants	Opp.
8/3	at Buffalo (HOF) (W)	17	30
8/9	Pittsburgh (W)	20	16
8/16	at Indianapolis (W)	27	26
8/24	at New York Jets (W)	35	24
8/29	New England (W)	16	13

2015 (2-2)

Date	Opponent	Giants	Opp.
8/14	at Cincinnati (L)	10	23
8/22	Jacksonville (W)	22	12

8/29	New York Jets (L)	28	18
9/3	at New England (W)	12	9

2016 (2-2)

Date	Opponent	Giants	Opp.
8/12	Miami (L)	10	27
8/20	at Buffalo (L)	0	21
8/27	at New York Jets (W)	21	20
9/1	New England (W)	17	9

2017 (2-2)

Date	Opponent	Giants	Opp.
8/11	Pittsburgh (L)	12	20
8/21	at Cleveland (L)	6	10
8/26	New York Jets (W)	32	31
8/31	at New England (W)	40	38

2018 (2-2)

Date	Opponent	Giants	Opp.
8/9	Cleveland (L)	10	20
8/17	at Detroit (W)	30	17
8/24	at New York Jets (W)	22	16
8/30	New England (L)	12	17

2019 (4-0)

Date	Opponent	Giants	Opp.
8/8	New York Jets (W)	31	22
8/16	Chicago (W)	32	13
8/22	at Cincinnati (W)	25	23
8/29	at New England (W)	31	29

2020'S

2020

No Preseason Games

2021 (0-3)

Date	Opponent	Giants	Opp.
8/24	New York Jets (L)	7	12
8/22	at Cleveland (L)	13	17
8/29	New England (L)	20	22

2022 (2-1)

Date	Opponent	Giants	Opp.
8/11	at New England (W)	23	21
8/21	Cincinnati (W)	25	22
8/28	at Jets (L)	27	31

ALL-TIME SERIES RESULTS

***ARIZONA VS. N.Y. GIANTS**

RS: Giants lead series, 80-46-2

1926	Giants, 20-0 (NY)
1927	Giants, 28-7 (NY)
1929	Giants, 24-21 (NY)
1930	Giants, 25-12 (NY)
	Giants, 13-7 (C)
1935	Cardinals, 14-13 (NY)
1936	Giants, 14-6 (NY)
1938	Giants, 6-0 (NY)
1939	Giants, 17-7 (NY)
1941	Cardinals, 10-7 (NY)
1942	Giants, 21-7 (NY)
1943	Giants, 24-13 (NY)
1946	Giants, 28-24 (NY)
1947	Giants, 35-31 (NY)
1948	Cardinals, 63-35 (NY)
1949	Giants, 41-38 (C)
1950	Cardinals, 17-3 (C)
	Giants, 51-21 (NY)
1951	Giants, 28-17 (NY)
	Giants, 10-0 (C)
1952	Cardinals, 24-23 (NY)
	Giants, 28-6 (C)
1953	Giants, 21-7 (NY)
	Giants, 23-20 (C)
1954	Giants, 41-10 (C)
	Giants, 31-17 (NY)
1955	Cardinals, 28-17 (C)
	Giants, 10-0 (NY)
1956	Cardinals, 35-27 (C)
	Giants, 23-10 (NY)
1957	Giants, 27-14 (NY)
	Giants, 28-21 (C)
1958	Giants, 37-7 (Buffalo)
	Cardinals, 23-6 (NY)
1959	Giants, 9-3 (NY)
	Giants, 30-20 (Minn)
1960	Giants, 35-14 (StL)
	Cardinals, 20-13 (NY)
1961	Cardinals, 21-10 (NY)
	Giants, 24-9 (StL)
1962	Giants, 31-14 (StL)
	Giants, 31-28 (NY)
1963	Giants, 38-21 (StL)
	Cardinals, 24-17 (NY)
1964	Giants, 34-17 (NY)
	Tie, 10-10 (StL)
1965	Giants, 14-10 (NY)
	Giants, 28-15 (StL)
1966	Cardinals, 24-19 (StL)
	Cardinals, 20-17 (NY)
1967	Giants, 37-20 (StL)
	Giants, 37-14 (NY)
1968	Cardinals, 28-21 (NY)
1969	Cardinals, 42-17 (StL)
	Giants, 49-6 (NY)
1970	Giants, 35-17 (NY)
	Giants, 34-17 (StL)
1971	Giants, 21-20 (StL)
	Cardinals, 24-7 (NY)
1972	Giants, 27-21 (NY)
	Giants, 13-7 (StL)
1973	Cardinals, 35-27 (StL)
	Giants, 24-13 (New Haven)
1974	Cardinals, 23-21 (New Haven)
	Cardinals, 26-14 (StL)
1975	Cardinals, 26-14 (StL)
	Cardinals, 20-13 (NY)
1976	Cardinals, 27-21 (StL)
	Cardinals, 17-14 (NY)
1977	Cardinals, 28-0 (StL)
	Giants, 27-7 (NY)
1978	Cardinals, 20-10 (StL)
	Giants, 17-0 (NY)
1979	Cardinals, 27-14 (NY)
	Cardinals, 29-20 (StL)
1980	Giants, 41-35 (StL)
	Cardinals, 23-7 (NY)
1981	Giants, 34-14 (NY)
	Giants, 20-10 (StL)
1982	Cardinals, 24-21 (StL)
1983	Tie, 20-20 (StL) OT
	Cardinals, 10-6 (NY)
1984	Giants, 16-10 (NY)
	Cardinals, 31-21 (StL)
1985	Giants, 27-17 (NY)
	Giants, 34-3 (StL)
1986	Giants, 13-6 (StL)
	Giants, 27-7 (NY)
1987	Giants, 30-7 (NY)
	Cardinals, 27-24 (StL)
1988	Cardinals, 24-17 (P)
	Giants, 44-7 (NY)
1989	Giants, 35-7 (NY)
	Giants, 20-13 (P)
1990	Giants, 20-19 (NY)
	Giants, 24-21 (P)
1991	Giants, 20-9 (NY)
	Giants, 21-14 (P)
1992	Giants, 31-21 (NY)
	Cardinals, 19-0 (P)
1993	Giants, 19-17 (NY)
	Cardinals, 17-6 (P)
1994	Giants, 20-17 (A)
	Cardinals, 10-9 (NY)
1995	Giants, 27-21 (NY) OT
	Giants, 10-6 (A)
1996	Giants, 16-8 (NY)
	Cardinals, 31-23 (A)
1997	Giants, 27-13 (A)
	Giants, 19-10 (NY)
1998	Giants, 34-7 (NY)
	Giants, 23-19 (A)
1999	Cardinals, 14-3 (A)
	Cardinals, 34-24 (NY)
2000	Giants, 21-16 (NY)
	Giants, 31-7 (A)
2001	Giants, 17-10 (A)

Giants, 17-13 (NY)
2002 Cardinals, 21-7 (A)
2004 Cardinals, 17-14 (A)
2005 Giants, 42-19 (NY)
2008 Giants, 37-29 (A)
2009 Cardinals, 24-17 (NY)
2011 Giants, 31-27 (A)
2014 Cardinals, 25-14 (NY)
2017 Cardinals, 23-0 (A)
2019 Cardinals, 27-21 (NY)
2020 Cardinals, 26-7 (NY)

RS Pts.—Giants 2,788, Cardinals 2,227

*Franchise known as Phoenix prior to 1994, in St. Louis prior to 1988, and in Chicago prior to 1960

ATLANTA VS. N.Y. GIANTS

RS: Falcons lead series, 14-11
PS: Giants lead series, 1-0

1966 Falcons, 27-16 (NY)
1968 Falcons, 24-21 (A)
1971 Giants, 21-17 (A)
1974 Falcons, 14-7 (New Haven)
1977 Falcons, 17-3 (A)
1978 Falcons, 23-20 (A)
1979 Giants, 24-3 (NY)
1981 Giants, 27-24 (A) OT
1982 Falcons, 16-14 (NY)
1983 Giants, 16-13 (A) OT
1984 Giants, 19-7 (A)
1988 Giants, 23-16 (A)
1998 Falcons, 34-20 (NY)
2000 Giants, 13-6 (A)
2002 Falcons, 17-10 (NY
2003 Falcons, 27-7 (NY)
2004 Falcons, 14-10 (NY)
2006 Giants, 27-14 (A)
2007 Giants, 31-10 (A)
2009 Giants, 34-31 (NY) OT
2011 *Giants, 24-2 (NY)
2012 Falcons, 34-0 (A)
2014 Giants, 30-20 (NY)
2015 Falcons, 24-20 (NY)
2018 Falcons, 23-20 (A)
2021 Falcons, 17-14 (NY)

RS Pts.— Falcons 478 - Giants 453
PS Pts.—Giants 24, Falcons 2

*NFC First-Round Playoff

BALTIMORE VS. N.Y. GIANTS

RS: Ravens lead series, 4-3
PS: Ravens lead series, 1-0

1997 Ravens, 24-23 (NY)
2000 *Ravens, 34-7 (Tampa)
2004 Ravens, 37-14 (B)
2008 Giants, 30-10 (NY)
2012 Ravens, 33-14 (B)
2016 Giants, 27-13 (NY)
2020 Ravens, 27-13 (B)
2022 Giants, 24-20 (NY)

RS Pts.—Ravens 174, Giants 145
PS Pts.—Ravens 34, Giants 7

*Super Bowl XXXV

BUFFALO VS. N.Y. GIANTS

RS: Bills lead series, 7-6
PS: Giants lead series, 1-0

1970 Giants, 20-6 (NY)
1975 Giants, 17-14 (B)
1978 Bills, 41-17 (B)
1987 Bills, 6-3 (B) OT
1990 Bills, 17-13 (NY)
*Giants, 20-19 (Tampa)
1993 Bills, 17-14 (B)
1996 Bills, 23-20 (NY) OT
1999 Giants, 19-17 (B)
2003 Bills, 24-7 (NY)
2007 Giants, 38-21 (B)
2011 Giants, 27-24 (NY)
2015 Giants, 24-10 (B)
2019 Bills, 28-14 (NY)

RS Pts.—Bills 248, Giants 233
PS Pts.—Giants 20, Bills 19

*Super Bowl XXV

CAROLINA VS. N.Y. GIANTS

RS: Series tied, 6-6
PS: Panthers lead series, 1-0

1996 Panthers, 27-17 (C)
2003 Panthers, 37-24 (NY)
2005 *Panthers, 23-0 (NY)
2006 Giants, 27-13 (C)
2008 Giants, 34-28 (NY) OT
2009 Panthers, 41-9 (NY)
2010 Giants, 31-18 (NY)
2012 Giants, 36-7 (C)
2013 Panthers, 38-0 (C)
2015 Panthers, 38-35 (NY)
2018 Panthers, 33-31 (C)
2021 Giants, 25-3 (NY)
2022 Giants, 19-16 (NY)

RS Pts.—Panthers 299, Giants 288
PS Pts.—Panthers 23, Giants 0

*NFC First-Round Playoff

CHICAGO VS. N.Y. GIANTS

RS: Bears lead series, 31-22-2
PS: Bears lead series, 5-3

1925 Bears, 19-7 (NY)
Giants, 9-0 (C)
1926 Bears, 7-0 (C)
1927 Giants, 13-7 (NY)
1928 Bears, 13-0 (C)
1929 Giants, 26-14 (C)
Giants, 34-0 (NY)
Giants, 14-9 (C)
1930 Giants, 12-0 (C)
Bears, 12-0 (NY)
1931 Bears, 6-0 (C)
Bears, 12-6 (NY)
Giants, 25-6 (C)
1932 Bears, 28-8 (NY)
Bears, 6-0 (C)
1933 Bears, 14-10 (C)
Giants, 3-0 (NY)
*Bears, 23-21 (C)
1934 Bears, 27-7 (C)
Bears, 10-9 (NY)
*Giants, 30-13 (NY)
1935 Bears, 20-3 (NY)
Giants, 3-0 (C)
1936 Bears, 25-7 (NY)
1937 Tie, 3-3 (NY)
1939 Giants, 16-13 (NY)
1940 Bears, 37-21 (NY)
1941 *Bears, 37-9 (C)
1942 Bears, 26-7 (NY)
1943 Bears, 56-7 (NY)
1946 Giants, 14-0 (NY)
*Bears, 24-14 (NY)
1948 Bears, 35-14 (C)
1949 Giants, 35-28 (NY)
1956 Tie, 17-17 (NY)
*Giants, 47-7 (NY)
1962 Giants, 26-24 (C)
1963 *Bears, 14-10 (C)
1965 Bears, 35-14 (NY)
1967 Bears, 34-7 (C)
1969 Giants, 28-24 (NY)
1970 Bears, 24-16 (NY)
1974 Bears, 16-13 (C)
1977 Bears, 12-9 (NY) OT
1985 **Bears, 21-0 (C)
1987 Bears, 34-19 (C)
1990 **Giants, 31-3 (NY)
1991 Bears, 20-17 (C)
1992 Giants, 27-14 (C)
1993 Giants, 26-20 (C)
1995 Bears, 27-24 (NY)
2000 Giants, 14-7 (C)
2004 Bears, 28-21 (NY)
2006 Bears, 38-20 (NY)
2007 Giants, 21-16 (C)
2010 Giants, 17-3 (NY)
2013 Bears, 27-21 (C)
2016 Giants, 22-16 (NY)
2018 Giants, 30-27 (NY) OT
2019 Bears, 19-14 (NY)
2020 Bears,17-13 (CHI)
2021 Bears, 29-3 (CHI)
2022 Giants, 20-12 (NY)

RS Pts.—Bears 973, Giants 772
PS Pts.—Giants 162, Bears 142

*NFL Championship
**NFC Divisional Playoff

CINCINNATI VS. N.Y. GIANTS

RS: Bengals lead series, 6-4

1972	Bengals, 13-10 (C)
1977	Bengals, 30-13 (C)
1985	Bengals, 35-30 (C)
1991	Bengals, 27-24 (C)
1994	Giants, 27-20 (NY)
1997	Giants, 29-27 (NY)
2004	Bengals, 23-22 (C)
2008	Giants, 26-23 (NY) OT
2012	Bengals, 31-13 (C)
2016	Giants, 21-10 (NY)
2020	Giants, 19-17 (NY)

RS Pts.—Bengals 266, Giants 234

CLEVELAND VS. N.Y. GIANTS

RS: Browns lead series, 27-21-2
PS: Series tied, 1-1

1950	Giants, 6-0 (C)
	Giants, 17-13 (NY)
	*Browns, 8-3 (C)
1951	Browns, 14-13 (C)
	Browns, 10-0 (NY)
1952	Giants, 17-9 (C)
	Giants, 37-34 (NY)
1953	Browns, 7-0 (NY)
	Browns, 62-14 (C)
1954	Browns, 24-14 (C)
	Browns, 16-7 (NY)
1955	Browns, 24-14 (C)
	Tie, 35-35 (NY)
1956	Giants, 21-9 (C)
	Browns, 24-7 (NY)
1957	Browns, 6-3 (C)
	Browns, 34-28 (NY)
1958	Giants, 21-17 (C)
	Giants, 13-10 (NY)
	*Giants, 10-0 (NY)
1959	Giants, 10-6 (C)
	Giants, 48-7 (NY)
1960	Giants, 17-13 (C)
	Browns, 48-34 (NY)
1961	Giants, 37-21 (C)
	Tie, 7-7 (NY)
1962	Browns, 17-7 (C)
	Giants, 17-13 (NY)
1963	Browns, 35-24 (NY)
	Giants, 33-6 (C)
1964	Browns, 42-20 (C)
	Browns, 52-20 (NY)
1965	Browns, 38-14 (NY)
	Browns, 34-21 (C)
1966	Browns, 28-7 (NY)
	Browns, 49-40 (C)
1967	Giants, 38-34 (NY)
	Browns, 24-14 (C)
1968	Browns, 45-10 (C)
1969	Browns, 28-17 (C)
	Giants, 27-14 (NY)
1973	Browns, 12-10 (C)
1977	Browns, 21-7 (NY)
1985	Browns, 35-33 (NY)
1991	Giants, 13-10 (NY)
1994	Giants, 16-13 (C)
2000	Giants, 24-3 (C)
2004	Giants, 27-10 (NY)
2008	Browns, 35-14 (C)
2012	Giants, 41-27 (NY)
2016	Giants, 27-13 (C)
2020	Browns, 20-6 (NY)

RS Pts.—Browns 1,108, Giants 947
PS Pts.—Giants 13, Browns 8

*Conference Playoff

DALLAS VS. N.Y. GIANTS

RS: Cowboys lead series, 73-47-2
PS: Giants lead series, 1-0

1960	Tie, 31-31 (NY)
1961	Giants, 31-10 (D)
	Cowboys, 17-16 (NY)
1962	Giants, 41-10 (D)
	Giants, 41-31 (NY)
1963	Giants, 37-21 (NY)
	Giants, 34-27 (D)
1964	Tie, 13-13 (D)
	Cowboys, 31-21 (NY)
1965	Cowboys, 31-2 (D)
	Cowboys, 38-20 (NY)
1966	Cowboys, 52-7 (D)
	Cowboys, 17-7 (NY)
1967	Cowboys, 38-24 (D)
1968	Giants, 27-21 (D)
	Cowboys, 28-10 (NY)
1969	Cowboys, 25-3 (D)
1970	Cowboys, 28-10 (D)
	Giants, 23-20 (NY)
1971	Cowboys, 20-13 (D)
	Cowboys, 42-14 (NY)
1972	Cowboys, 23-14 (NY)
	Giants, 23-3 (D)
1973	Cowboys, 45-28 (D)
	Cowboys, 23-10 (New Haven)
1974	Giants, 14-6 (D)
	Cowboys, 21-7 (New Haven)
1975	Cowboys, 13-7 (NY)
	Cowboys, 14-3 (D)
1976	Cowboys, 24-14 (NY)
	Cowboys, 9-3 (D)
1977	Cowboys, 41-21 (D)
	Cowboys, 24-10 (NY)
1978	Cowboys, 34-24 (NY)
	Cowboys, 24-3 (D)
1979	Cowboys, 16-14 (NY)
	Cowboys, 28-7 (D)
1980	Cowboys, 24-3 (D)
	Giants, 38-35 (NY)
1981	Cowboys, 18-10 (D)
	Giants, 13-10 (NY) OT
1983	Cowboys, 28-13 (D)
	Cowboys, 38-20 (NY)
1984	Giants, 28-7 (NY)
	Giants, 19-7 (D)
1985	Cowboys, 30-29 (NY)
	Cowboys, 28-21 (D)
1986	Cowboys, 31-28 (D)
	Giants, 17-14 (NY)
1987	Cowboys, 16-14 (NY)
	Cowboys, 33-24 (D)
1988	Giants, 12-10 (D)
	Giants, 29-21 (NY)
1989	Giants, 30-13 (D)
	Giants, 15-0 (NY)
1990	Giants, 28-7 (D)
	Giants, 31-17 (NY)
1991	Cowboys, 21-16 (D)
	Giants, 22-9 (NY)
1992	Cowboys, 34-28 (NY)
	Cowboys, 30-3 (D)
1993	Cowboys, 31-9 (D)
	Cowboys, 16-13 (NY) OT
1994	Cowboys, 38-10 (D)
	Giants, 15-10 (NY)
1995	Cowboys, 35-0 (NY)
	Cowboys, 21-20 (D)
1996	Cowboys, 27-0 (D)
	Giants, 20-6 (NY)
1997	Giants, 20-17 (NY)
	Giants, 20-7 (D)
1998	Cowboys, 31-7 (NY)
	Cowboys, 16-6 (D)
1999	Giants, 13-10 (NY)
	Cowboys, 26-18 (D)
2000	Giants, 19-14 (NY)
	Giants, 17-13 (D)
2001	Giants, 27-24 (NY) OT
	Cowboys, 20-13 (D)
2002	Giants, 21-17 (D)
	Giants, 37-7 (NY)

2003	Cowboys, 35-32 (NY) OT
	Cowboys, 19-3 (D)
2004	Giants, 26-10 (D)
	Giants, 28-24 (NY)
2005	Cowboys, 16-13 (D) OT
	Giants, 17-10 (NY)
2006	Giants, 36-22 (D)
	Cowboys, 23-20 (NY)
2007	Cowboys, 45-35 (D)
	Cowboys, 31-20 (NY)
	*Giants, 21-17 (D)
2008	Giants, 35-14 (NY)
	Cowboys, 20-8 (D)
2009	Giants, 33-31 (D)
	Giants, 31-24 (NY)
2010	Giants, 41-35 (D)
	Cowboys, 33-20 (NY)
2011	Giants 37-34 (D)
	Giants 31-14 (NY)
2012	Cowboys, 24-17 (NY)
	Giants, 29-24 (D)
2013	Cowboys, 36-31 (D)
	Cowboys, 24-21 (NY)
2014	Cowboys, 31-21 (D)
	Cowboys, 31-28 (NY)
2015	Cowboys, 27-26 (D)
	Giants, 27-20 (NY)
2016	Giants, 20-19 (D)
	Giants, 10-7 (NY)
2017	Cowboys, 19-3 (D)
	Cowboys, 30-10 (NY)
2018	Cowboys, 20-13 (D)
	Cowboys, 35-36 (NY)
2019	Cowboys, 35-17 (D)
	Cowboys, 37-18 (NY)
2020	Cowboys, 37-34 (D)
	Giants, 23-19 (NY)
2021	Cowboys, 44-20 (D)
	Cowboys, 21-6 (NY)
2022	Cowboys, 23-16 (NY
	Cowboys, 28-20 (D)

RS Pts.—Cowboys 2,798, Giants 2,334
PS Pts.—Giants 21, Cowboys 17

*NFC Divisional Playoff

DENVER VS. N.Y. GIANTS

RS: Broncos lead series, 7-6
PS: Giants lead series, 1-0

1972	Giants, 29-17 (NY)
1976	Broncos, 14-13 (D)
1980	Broncos, 14-9 (NY)
1986	Giants, 19-16 (NY)
	*Giants, 39-20 (Pasadena)
1989	Giants, 14-7 (D)
1992	Broncos, 27-13 (D)
1998	Giants, 20-16 (NY)
2001	Broncos, 31-20 (D)
2005	Giants, 24-23 (NY)
2009	Broncos, 26-6 (D)
2013	Broncos, 41-23 (NY)
2017	Giants, 23-10 (D)
2021	Broncos, 27-13 (D)

RS Pts.—Broncos 269, Giants 226
PS Pts.—Giants 39, Broncos 20

*Super Bowl XXI

***DETROIT VS. N.Y. GIANTS**

RS: Lions leads series, 24-21-1
PS: Lions lead series, 1-0

1930	Giants, 19-6 (P)
1931	Spartans, 14-6 (P)
	Giants, 14-0 (NY)
1932	Spartans, 7-0 (P)
	Spartans, 6-0 (NY)
1933	Spartans, 17-7 (P)
	Giants, 13-10 (NY)
1934	Lions, 9-0 (D)
1935	**Lions, 26-7 (D)
1936	Giants, 14-7 (NY)
	Lions, 38-0 (D)
1937	Lions, 17-0 (NY)
1939	Lions, 18-14 (D)
1941	Giants, 20-13 (NY)
1943	Tie, 0-0 (D)
1945	Giants, 35-14 (NY)
1947	Lions, 35-7 (D)
1949	Lions, 45-21 (NY)
1953	Lions, 27-16 (NY)
1955	Giants, 24-19 (D)
1958	Giants, 19-17 (D)
1962	Giants, 17-14 (NY)
1964	Lions, 26-3 (D)
1967	Lions, 30-7 (NY)
1969	Lions, 24-0 (D)
1972	Lions, 30-16 (D)
1974	Lions, 20-19 (D)
1976	Giants, 24-10 (NY)
1982	Giants, 13-6 (D)
1983	Lions, 15-9 (D)
1988	Giants, 30-10 (NY)
	Giants, 13-10 (D) OT
1989	Giants, 24-14 (NY)
1990	Giants, 20-0 (NY)
1994	Lions, 28-25 (NY) OT
1996	Giants, 35-7 (D)
1997	Giants, 26-20 (D) OT
2000	Lions, 31-21 (NY)
2004	Lions, 28-13 (NY)
2007	Giants, 16-10 (D)
2010	Giants, 28-20 (NY)
2013	Giants, 23-20 (D) OT
2014	Lions, 35-14 (D)
2016	Giants, 17-6 (NY)
2017	Lions, 24-10 (NY)
2019	Lions, 31-26 (D)
2022	Lions, 31-18 (NY)

RS Pts.—Lions 819, Giants 696
PS Pts.—Lions 26, Giants 7

*Franchise in Portsmouth prior to 1934 and known as the Spartans
**NFL Championship

GREEN BAY VS. N.Y. GIANTS

RS: Packers lead series, 29-24-2
PS: Packers lead series, 5-3

1928	Giants, 6-0 (GB)
	Packers, 7-0 (NY)
1929	Packers, 20-6 (NY)
1930	Packers, 14-7 (GB)
	Giants, 13-6 (NY)
1931	Packers, 27-7 (GB)
	Packers, 14-10 (NY)
1932	Packers, 13-0 (GB)
	Giants, 6-0 (NY)
1933	Giants, 10-7 (Mil)
	Giants, 17-6 (NY)
1934	Packers, 20-6 (Mil)
	Giants, 17-3 (NY)
1935	Packers, 16-7 (GB)
1936	Packers, 26-14 (NY)
1937	Giants, 10-0 (NY)
1938	Giants, 15-3 (NY)
	*Giants, 23-17 (NY)
1939	*Packers, 27-0 (Mil)
1940	Giants, 7-3 (NY)
1942	Tie, 21-21 (NY)
1943	Packers, 35-21 (NY)
1944	Giants, 24-0 (NY)
	*Packers, 14-7 (NY)
1945	Packers, 23-14 (NY)
1947	Tie, 24-24 (NY)
1948	Giants, 49-3 (Mil)
1949	Giants, 30-10 (GB)
1952	Packers, 17-3 (NY)
1957	Giants, 31-17 (GB)
1959	Giants, 20-3 (NY)
1961	Packers, 20-17 (Mil)
	*Packers, 37-0 (GB)
1962	*Packers, 16-7 (NY)
1967	Packers, 48-21 (NY)
1969	Packers, 20-10 (Mil)
1971	Giants, 42-40 (GB)
1973	Packers, 16-14 (New Haven)
1975	Packers, 40-14 (Mil)
1980	Giants, 27-21 (NY)
1981	Packers, 27-14 (NY)
	Packers, 26-24 (Mil)
1982	Packers, 27-19 (NY)

1983 Giants, 27-3 (NY)
1985 Packers, 23-20 (GB)
1986 Giants, 55-24 (NY)
1987 Giants, 20-10 (NY)
1992 Giants, 27-7 (NY)
1995 Packers, 14-6 (GB)
1998 Packers, 37-3 (NY)
2001 Packers, 34-25 (NY)
2004 Giants, 14-7 (GB)
2007 Packers, 35-13 (NY)
**Giants, 23-20 (GB) OT
2010 Packers 45-17 (GB)
2011 Packers, 38-35 (NY)
***Giants, 37-20 (GB)
2012 Giants, 38-10 (NY)
2013 Giants, 27-13 (NY)
2016 Packers, 23-16 (GB)
****Packers, 38-13 (GB)
2019 Packers, 31-13 (NY)
2022 Giants, 27-22 (London)

RS Pts.—Packers 999, Giants 980
PS Pts.—Packers 189, Giants 110

*NFL Championship
**NFC Championship Game
***Divisional Playoff
****Wild Card

HOUSTON VS. N.Y. GIANTS

RS: Giants lead series, 5-1

2002 Texans, 16-14 (H)
2006 Giants, 14-10 (NY)
2010 Giants, 34-10 (H)
2014 Giants, 30-17 (NY)
2018 Giants, 27-22 (H)
2022 Giants, 24-16 (NY)

RS Pts.—Giants 143, Texans 91

INDIANAPOLIS VS. N.Y. GIANTS

RS: Colts lead series, 10-7
PS: Colts lead series, 2-0

1954 Colts, 20-14 (B)
1955 Giants, 17-7 (NY)
1958 Giants, 24-21 (NY)
**Colts, 23-17 (NY) OT
1959 **Colts, 31-16 (B)
1963 Giants, 37-28 (B)
1968 Colts, 26-0 (NY)
1971 Colts, 31-7 (NY)
1975 Colts, 21-0 (NY)
1979 Colts, 31-7 (NY)
1990 Giants, 24-7 (I)
1993 Giants, 20-6 (NY)
1999 Colts, 27-19 (NY)
2002 Giants, 44-27 (I)
2006 Colts, 26-21 (NY)
2010 Colts, 38-14 (I)
2014 Colts, 40-24 (NY)
2018 Colts, 28-27 (I)
2022 Giants, 38-10 (NY)

RS Pts.—Colts 394, Giants 337
PS Pts.—Colts 54, Giants 33

*Franchise in Baltimore prior to 1984
**NFL Championship

JACKSONVILLE VS. N.Y. GIANTS

RS: Series tied, 4-4

1997 Jaguars, 40-13 (J)
2000 Giants, 28-25 (NY)
2002 Giants, 24-17 (NY)
2006 Jaguars, 26-10 (J)
2010 Giants 24-20 (NY)
2014 Jaguars, 25-24 (J)
2018 Jaguars, 20-15 (NY)
2022 Giants, 23-17

RS Pts.—Jaguars 190, Giants 161

KANSAS CITY VS. N.Y. GIANTS

RS: Giants lead series, 11-4

1974 Giants, 33-27 (KC)
1978 Giants, 26-10 (NY)
1979 Giants, 21-17 (KC)
1983 Chiefs, 38-17 (KC)
1984 Giants, 28-27 (NY)
1988 Giants, 28-12 (NY)
1992 Giants, 35-21 (NY)
1995 Chiefs, 20-17 (KC) OT
1998 Giants, 28-7 (NY)
2001 Giants, 13-3 (KC)
2005 Giants, 27-17 (NY)
2009 Giants, 27-16 (KC)
2013 Chiefs, 31-7 (KC)
2017 Giants, 12-9 (NY) OT
2021 Chiefs, 20-7 (KC)

RS Pts.—Giants 326, Chiefs 275

***LOS ANGELES CHARGERS VS. N.Y. GIANTS**

RS: Chargers lead series, 8-5

1971 Giants, 35-17 (NY)
1975 Giants, 35-24 (NY)
1980 Chargers, 44-7 (SD)
1983 Chargers, 41-34 (NY)
1986 Giants, 20-7 (NY)
1989 Giants, 20-13 (SD)
1995 Chargers, 27-17 (NY)
1998 Giants, 34-16 (SD)
2005 Chargers, 45-23 (SD)
2009 Chargers, 21-20 (NY)
2013 Chargers, 37-14 (SD)
2017 Chargers, 27-22 (NY)
2021 Chargers, 37-21 (LA)

RS Pts.—Chargers 356, Giants 302

*Franchise in San Diego from 1961 to 2016

***LOS ANGELES RAMS VS. N.Y. GIANTS**

RS: Rams lead series, 27-16
PS: Series tied, 1-1

1938 Giants, 28-0 (NY)
1940 Rams, 13-0 (NY)
1941 Giants, 49-14 (NY)
1945 Rams, 21-17 (NY)
1946 Rams, 31-21 (NY)
1947 Rams, 34-10 (LA)
1948 Rams, 52-37 (NY)
1953 Rams, 21-7 (LA)
1954 Rams, 17-16 (NY)
1959 Giants, 23-21 (LA)
1961 Giants, 24-14 (NY)
1966 Rams, 55-14 (LA)
1968 Rams, 24-21 (LA)
1970 Rams, 31-3 (NY)
1973 Rams, 40-6 (LA)
1976 Rams, 24-10 (LA)
1978 Rams, 20-17 (NY)
1979 Giants, 20-14 (LA)
1980 Rams, 28-7 (NY)
1981 Giants, 10-7 (NY)
1983 Rams, 16-6 (NY)
1984 Rams, 33-12 (LA)
**Giants, 16-13 (LA)
1985 Giants, 24-19 (NY)
1988 Rams, 45-31 (NY)
1989 Rams, 31-10 (LA)
***Rams, 19-13 (NY) OT
1990 Giants, 31-7 (LA)
1991 Rams, 19-13 (NY)
1992 Rams, 38-17 (LA)
1993 Giants, 20-10 (NY)
1994 Rams, 17-10 (LA)
1997 Rams, 13-3 (StL)
1999 Rams, 31-10 (StL)
2000 Rams, 38-24 (NY)
2001 Rams, 15-14 (StL)
2002 Giants, 26-21 (StL)
2003 Giants, 23-13 (NY)
2005 Giants, 44-24 (NY
2008 Giants, 41-13 (StL)
2011 Giants, 28-16 (NY)
2014 Giants 37-27 (StL)
2016 Giants 17-10 (London)
2017 Rams, 51-17 (NY)
2020 Rams, 17-9 (L.A.)

RS Pts.—Rams 1,005, Giants 807
PS Pts.—Rams 32, Giants 29

*Franchise in St. Louis from 1995 to 2015 and in Cleveland prior to 1946
**NFC First-Round Playoff
***NFC Divisional Playoff

MIAMI VS. N.Y. GIANTS

RS: Giants lead series, 7-3

1972 Dolphins, 23-13 (NY)
1990 Giants, 20-3 (NY)
1993 Giants, 19-14 (M)

1996 Giants, 17-7 (M)
2003 Dolphins, 23-10 (NY)
2007 Giants, 13-10 (London)
2011 Giants, 20-17 (NY)
2015 Giants, 31-24 (M)
2019 Giants, 36-20 (NY)
2021 Dolphins, 20-9 (M)

RS Pts.—Giants 188, Dolphins 161

MINNESOTA VS. N.Y. GIANTS

RS: Vikings lead series, 17-10
PS: Giants lead series, 3-1

1964 Vikings, 30-21 (NY)
1965 Vikings, 40-14 (M)
1967 Vikings, 27-24 (M)
1969 Giants, 24-23 (NY)
1971 Vikings, 17-10 (NY)
1973 Vikings, 31-7 (New Haven)
1976 Vikings, 24-7 (M)
1986 Giants, 22-20 (M)
1989 Giants, 24-14 (NY)
1990 Giants, 23-15 (NY)
1993 *Giants, 17-10 (NY)
1994 Vikings, 27-10 (NY)
1996 Giants, 15-10 (NY)
1997 *Vikings, 23-22 (NY)
1999 Vikings, 34-17 (NY)
2000 **Giants, 41-0 (NY)
2001 Vikings, 28-16 (M)
2002 Giants, 27-20 (M)
2003 Giants, 29-17 (M)
2004 Giants, 34-13 (M)
2005 Vikings, 24-21 (NY)
2007 Vikings, 41-17 (NY)
2008 Vikings, 20-19 (M)
2009 Vikings, 44-7 (M)
2010 ***Giants, 21-3 (M)
2013 Giants, 23-7 (NY)
2015 Vikings, 49-17 (M)
2016 Vikings, 24-10 (M)
2019 Vikings, 28-10 (NY)
2022 Vikings, 27-24 (M)
*Giants, 31-24 (M)

RS Pts.—Vikings 657, Giants 493
PS Pts.—Giants 111, Vikings 57

*NFC First-Round Playoff
**NFC Championship
***Game played in Detroit, MI.

***NEW ENGLAND VS. N.Y. GIANTS**

RS: Patriots lead series, 7-4
PS: Giants lead series, 2-0

1970 Giants, 16-0 (B)
1974 Patriots, 28-20 (New Haven)
1987 Giants, 17-10 (NY)
1990 Giants, 13-10 (NE)
1996 Patriots, 23-22 (NY)
1999 Patriots, 16-14 (NE)
2003 Patriots, 17-6 (NE)
2007 Patriots, 38-35 (NY)
**Giants, 17-14 (Arizona)
2011 Giants, 24-20 (NE)
***Giants, 21-17 (Indianapolis)
2015 Patriots, 27-26 (NY)
2019 Patriots, 35-14 (NE)

RS Pts.—Patriots 224, Giants 207

PS Pts.—Giants 38, Patriots 31

*Franchise in Boston prior to 1971
**Super Bowl XLII ***Super Bowl XLVI

NEW ORLEANS VS. N.Y. GIANTS

RS: Giants lead series, 17-14

1967 Giants, 27-21 (NY)
1968 Giants, 38-21 (NY)
1969 Saints, 25-24 (NY)
1970 Saints, 14-10 (NO)
1972 Giants, 45-21 (NY)
1975 Giants, 28-14 (NY)
1978 Saints, 28-17 (NO)
1979 Saints, 24-14 (NO)
1981 Giants, 20-7 (NY)
1984 Saints, 10-3 (NY)
1985 Giants, 21-13 (NO)
1986 Giants, 20-17 (NY)
1987 Saints, 23-14 (NO
1988 Giants, 13-12 (NO)
1993 Giants, 24-14 (NO)
1994 Saints, 27-22 (NO)
1995 Giants, 45-29 (NY)
1996 Saints 17-3 (NY)
1997 Giants, 14-9 (NY)
1999 Giants, 31-3 (NY)
2001 Giants, 21-13 (NY)
2003 Saints, 45-7 (NO)
2005 Giants, 27-10 (NY*)
2006 Saints, 30-7 (NY)
2009 Saints, 48-27 (NO)
2011 Saints, 49-24 (NO)
2012 Giants, 52-27 (NY)
2015 Saints, 52-49 (NO)
2016 Giants, 16-13 (NY)
2018 Saints, 33-18 (NY)
2021 Giants, 27-21 (NO)

RS Pts.—Giants 708, Saints 690
***Saints home game**

N.Y. JETS VS. N.Y. GIANTS

RS: Giants lead series, 8-6

1970 Giants, 22-10 (NYJ)
1974 Jets, 26-20 (New Haven) OT
1981 Jets, 26-7 (NYG)
1984 Giants, 20-10 (NYJ)
1987 Giants, 20-7 (NYG)
1988 Jets, 27-21 (NYJ)
1993 Jets, 10-6 (NYG)
1996 Giants, 13-6 (NYJ)
1999 Giants, 41-28 (NYG)
2003 Giants, 31-28 (NYJ) OT
2007 Giants, 35-24 (NYG)
2011 Giants, 29-14 (NYJ)
2015 Jets, 23-20 (NYG) OT
2019 Jets, 34-27 (NYJ)

RS Pts.—Giants 312, Jets 273

***LAS VEGAS VS. N.Y. GIANTS**

RS: Raiders lead series, 8-6

1973 Raiders, 42-0 (O)
1980 Raiders, 33-17 (NY)
1983 Raiders, 27-12 (LA)
1986 Giants, 14-9 (LA)
1989 Giants, 34-17 (NY)
1992 Raiders, 13-10 (LA)
1995 Raiders, 17-13 (NY)
1998 Raiders, 20-17 (O)
2001 Raiders, 28-10 (NY)
2005 Giants, 30-21 (O)
2009 Giants, 44-7 (NY)
2013 Giants, 24-20 (NY)
2017 Raiders, 24-17 (O)
2021 Giants, 23-16 (NY)

RS Pts.—Raiders 294, Giants 265

*Franchise in LA from 1982-1994 and Oakland from 1995-2019

PHILADELPHIA VS. N.Y. GIANTS

RS: Eagles lead series, 89-85-2
PS: Eagles lead series, 3-2

1933 Giants, 56-0 (NY)
Giants, 20-14 (P)
1934 Giants, 17-0 (NY)
Eagles, 6-0 (P)
1935 Giants, 10-0 (NY)
Giants, 21-14 (P)
1936 Eagles, 10-7 (P)
Giants, 21-17 (NY)
1937 Giants, 16-7 (P)
Giants, 21-0 (NY)
1938 Eagles, 14-10 (P)
Giants, 17-7 (NY)
1939 Giants, 13-3 (P)
Giants, 27-10 (NY)
1940 Giants, 20-14 (P)
Giants, 17-7 (NY)
1941 Giants, 24-0 (P)
Giants, 16-0 (NY)
1942 Giants, 35-17 (NY)
Giants, 14-0 (P)
1944 Eagles, 24-17 (NY)
Tie, 21-21 (P)
1945 Eagles, 38-17 (P)
Giants, 28-21 (NY)

1946	Eagles, 24-14 (P)
	Giants, 45-17 (NY)
1947	Eagles, 23-0 (P)
	Eagles, 41-24 (NY)
1948	Eagles, 45-0 (P)
	Eagles, 35-14 (NY)
1949	Eagles, 24-3 (NY)
	Eagles, 17-3 (P)
1950	Giants, 7-3 (NY)
	Giants, 9-7 (P)
1951	Giants, 26-24 (NY)
	Giants, 23-7 (P)
1952	Giants, 31-7 (P)
	Eagles, 14-10 (NY)
1953	Eagles, 30-7 (P)
	Giants, 37-28 (NY)
1954	Giants, 27-14 (NY)
	Eagles, 29-14 (P)
1955	Eagles, 27-17 (P)
	Giants, 31-7 (NY)
1956	Giants, 20-3 (NY)
	Giants, 21-7 (P)
1957	Giants, 24-20 (P)
	Giants, 13-0 (NY)
1958	Eagles, 27-24 (P)
	Giants, 24-10 (NY)
1959	Eagles, 49-21 (P)
	Giants, 24-7 (NY)
1960	Eagles, 17-10 (NY)
	Eagles, 31-23 (P)
1961	Giants, 38-21 (NY)
	Giants, 28-24 (P)
1962	Giants, 29-13 (P)
	Giants, 19-14 (NY)
1963	Giants, 37-14 (P)
	Giants, 42-14 (NY)
1964	Eagles, 38-7 (P)
	Eagles, 23-17 (NY)
1965	Giants, 16-14 (P)
	Giants, 35-27 (NY)
1966	Eagles, 35-17 (P)
	Eagles, 31-3 (NY)
1967	Giants, 44-7 (NY)
1968	Giants, 34-25 (P)
	Giants, 7-6 (NY)
1969	Eagles, 23-20 (NY)
1970	Giants, 30-23 (NY)
	Eagles, 23-20 (P)
1971	Eagles, 23-7 (P)
	Eagles, 41-28 (NY)
1972	Giants, 27-12 (P)
	Giants, 62-10 (NY)
1973	Tie, 23-23 (NY)
	Eagles, 20-16 (P)
1974	Eagles, 35-7 (P)
	Eagles, 20-7 (New Haven)
1975	Giants, 23-14 (P)
	Eagles, 13-10 (NY)
1976	Eagles, 20-7 (P)
	Eagles, 10-0 (NY)
1977	Eagles, 28-10 (NY)
	Eagles, 17-14 (P)
1978	Eagles, 19-17 (NY)
	Eagles, 20-3 (P)
1979	Eagles, 23-17 (P)
	Eagles, 17-13 (NY)
1980	Eagles, 35-3 (P)
	Eagles, 31-16 (NY)
1981	Eagles, 24-10 (NY)
	Giants, 20-10 (P)
	*Giants, 27-21 (P)
1982	Giants, 23-7 (NY)
	Giants, 26-24 (P)
1983	Eagles, 17-13 (NY)
	Giants, 23-0 (P)
1984	Giants, 28-27 (NY)
	Eagles, 24-10 (P)
1985	Giants, 21-0 (NY)
	Giants, 16-10 (P) OT
1986	Giants, 35-3 (NY)
	Giants, 17-14 (P)
1987	Giants, 20-17 (P)
	Giants, 23-20 (NY) OT
1988	Eagles, 24-13 (P)
	Eagles, 23-17 (NY) OT
1989	Eagles, 21-19 (P)
	Eagles, 24-17 (NY)
1990	Giants, 27-20 (NY)
	Eagles, 31-13 (P)
1991	Eagles, 30-7 (P)
	Eagles, 19-14 (NY)
1992	Eagles, 47-34 (NY)
	Eagles, 20-10 (P)
1993	Giants, 21-10 (NY)
	Giants, 7-3 (P)
1994	Giants, 28-23 (NY)
	Giants, 16-13 (P)
1995	Eagles, 17-14 (NY)
	Eagles, 28-19 (P)
1996	Eagles, 19-10 (NY)
	Eagles, 24-0 (P)
1997	Giants, 31-17 (NY)
	Giants, 31-21 (P)
1998	Giants, 20-0 (NY)
	Giants, 20-10 (P)
1999	Giants, 16-15 (NY)
	Giants, 23-17 (P) OT
2000	Giants, 33-18 (P)
	Giants, 24-7 (NY)
	**Giants, 20-10 (NY)
2001	Eagles, 10-9 (NY)
	Eagles, 24-21 (P)
2002	Eagles, 17-3 (P)
	Giants, 10-7 (NY) OT
2003	Eagles, 14-10 (NY)
	Eagles, 28-10 (P)
2004	Eagles, 31-17 (P)
	Eagles, 27-6 (NY))
2005	Giants, 27-17 (NY)
	Giants, 26-23 (P) OT
2006	Giants, 30-24 (P) OT
	Eagles, 36-22 (NY)
	*Eagles, 23-20 (P)
2007	Giants, 16-3 (NY)
	Giants, 16-13 (P)
2008	Giants, 36-31 (P)
	Eagles, 20-14 (NY)
	**Eagles, 23-11 (NY)
2009	Eagles, 40-17 (P)
	Eagles, 45-38 (NY)
2010	Eagles, 27-17 (P)
	Eagles, 38-31 (NY)
2011	Giants, 29-16 (P)
	Eagles, 17-10 (NY)
2012	Eagles, 19-17 (P)
	Giants, 42-7 (NY)
2013	Eagles, 36-21 (NY)
	Giants, 15-7 (P)
2014	Eagles, 27-0 (P)
	Eagles, 34-26 (NY)
2015	Eagles, 27-7 (P)
	Eagles, 35-30 (NY)
2016	Giants, 28-23 (NY)
	Eagles, 24-19 (P)
2017	Eagles, 27-24 (P)
	Eagles, 34-29 (NY)
2018	Eagles, 34-13 (NY)
	Eagles, 25-22 (P)
2019	Eagles, 23-17 (P)
	Eagles, 34-17 (NY)
2020	Eagles, 22-21 (P)
	Giants, 27-17 (NY)
2021	Giants, 13-7 (NY)
	Eagles, 34-10 (P)
2022	Eagles, 48-22 (NY)
	Eagles, 22-16 (P)
	**Eagles, 38-7 (P)

RS Pts.—Giants 3,440, Eagles 3,458
PS Pts.—Giants 82, Eagles 115

*NFC First-Round Playoff **NFC Divisional Playoff

***PITTSBURGH VS. N.Y. GIANTS**

RS: Giants lead series, 44-31-3

1933	Giants, 23-2 (P)

	Giants, 27-3 (NY)
1934	Giants, 14-12 (P)
	Giants, 17-7 (NY)
1935	Giants, 42-7 (P)
	Giants, 13-0 (NY)
1936	Pirates, 10-7 (P)
1937	Giants, 10-7 (P)
	Giants, 17-0 (NY)
1938	Giants, 27-14 (P)
	Pirates, 13-10 (NY)
1939	Giants, 14-7 (P)
	Giants, 23-7 (NY)
1940	Tie, 10-10 (P)
	Giants, 12-0 (NY)
1941	Giants, 37-10 (P)
	Giants, 28-7 (NY)
1942	Steelers, 13-10 (P)
	Steelers, 17-9 (NY)
1945	Giants, 34-6 (P)
	Steelers, 21-7 (NY)
1946	Giants, 17-14 (P)
	Giants, 7-0 (NY)
1947	Steelers, 38-21 (NY)
	Steelers, 24-7 (P)
1948	Giants, 34-27 (NY)
	Steelers, 38-28 (P)
1949	Steelers, 28-7 (P)
	Steelers, 21-17 (NY)
1950	Giants, 18-7 (P)
	Steelers, 17-6 (NY)
1951	Tie, 13-13 (P)
	Giants, 14-0 (NY)
1952	Steelers, 63-7 (P)
1953	Steelers, 24-14 (P)
	Steelers, 14-10 (NY)
1954	Giants, 30-6 (P)
	Giants, 24-3 (NY)
1955	Steelers, 30-23 (P)
	Steelers, 19-17 (NY)
1956	Giants, 38-10 (NY)
	Giants, 17-14 (P)
1957	Giants, 35-0 (NY)
	Steelers, 21-10 (P)
1958	Giants, 17-6 (NY)
	Steelers, 31-10 (P)
1959	Giants, 21-16 (P)
	Steelers, 14-9 (NY)
1960	Giants, 19-17 (P)
	Giants, 27-24 (NY)
1961	Giants, 17-14 (P)
	Giants, 42-21 (NY)
1962	Giants, 31-27 (P)
	Steelers, 20-17 (NY)
1963	Steelers, 31-0 (P)
	Giants, 33-17 (NY)
1964	Steelers, 27-24 (P)
	Steelers, 44-17 (NY)
1965	Giants, 23-13 (P)
	Giants, 35-10 (NY)
1966	Giants, 35-10 (NY)
	Giants, 35-10 (NY)
1967	Giants, 27-24 (P)
	Giants, 27-24 (P)
1968	Giants, 27-24 (P)
1969	Giants, 10-7 (NY)
	Giants, 21-17 (P)
1971	Steelers, 17-13 (P)
1976	Steelers, 27-0 (NY)
1985	Giants, 28-10 (NY)
1991	Giants, 23-20 (P)
1994	Steelers, 10-6 (NY)
2000	Giants, 30-10 (NY)
2004	Steelers, 33-30 (NY)
2008	Giants, 21-14 (P)
2012	Giants, 21-14 (P)
2016	Steelers, 24-14 (P)
2020	Steelers, 24-14 (P)

RS Pts.—Giants 1,530, Steelers 1,320
***Steelers known as Pirates prior to 1940**

SAN FRANCISCO VS. N.Y. GIANTS

RS: Series tied, 17-17
PS: Series tied, 4-4

1952	Giants, 23-14 (NY)
1956	Giants, 38-21 (SF)
1957	49ers, 27-17 (NY)
1960	Giants, 21-19 (SF)
1963	Giants, 48-14 (NY)
1968	49ers, 26-10 (NY)
1972	Giants, 23-17 (SF)
1975	Giants, 26-23 (SF)
1977	Giants, 20-17 (NY)
1978	Giants, 27-10 (NY)
1979	Giants, 32-16 (NY)
1980	49ers, 12-0 (SF)
1981	49ers, 17-10 (SF)
	*49ers, 38-24 (SF)
1984	49ers, 31-10 (NY)
	*49ers, 21-10 (SF)
1985	**Giants, 17-3 (NY)
1986	Giants, 21-17 (SF)
	*Giants, 49-3 (NY)
1987	49ers, 41-21 (NY)
1988	49ers, 20-17 (NY)
1989	49ers, 34-24 (SF)
1990	49ers, 7-3 (SF)
	***Giants, 15-13 (SF)
1991	Giants, 16-14 (NY)
1992	49ers, 31-14 (NY)
1993	*49ers, 44-3 (SF)
1995	49ers, 20-6 (SF)
1998	49ers, 31-7 (SF)
2002	49ers, 16-13 (NY)
	**49ers, 39-38 (SF)
2005	Giants, 24-6 (SF)
2007	Giants, 33-15 (NY)
2008	Giants, 29-17 (NY)
2011	49ers, 27-20 (SF)
	***Giants 20-17 (OT)
2012	Giants, 26-3 (SF)
2014	49ers, 16-10 (NY)
2015	Giants, 30-27 (NY)
2017	49ers, 31-21 (SF)
2018	Giants, 27-23 (SF)
2020	49ers, 36-9 (NY)

RS Pts.—Giants 49ers 696, 676
PS Pts.—49ers 178, Giants 176

*NFC Divisional Playoff
**NFC First-Round Playoff
***NFC Championship

SEATTLE VS. N.Y. GIANTS

RS: Series tied, 10-10

1976	Giants, 28-16 (NY)
1980	Giants, 27-21 (S)
1981	Giants, 32-0 (S)
1983	Seahawks, 17-12 (NY)
1986	Seahawks, 17-12 (S)
1989	Giants, 15-3 (NY)
1992	Giants, 23-10 (NY)
1995	Seahawks, 30-28 (S)
2001	Giants, 27-24 (NY)
2002	Giants, 9-6 (NY)
2005	Seahawks, 24-21 (S) OT
2006	Seahawks, 42-30 (S)
2008	Giants, 44-6 (NY)
2010	Giants, 41-7 (S)
2011	Seahawks, 36-25 (NY)
2013	Seahawks, 23-0 (NY)
2014	Seahawks, 38-17 (S)
2017	Seahawks, 24-7 (NY)
2020	Giants, 17-12 (S)
2022	Seahawks, 27-13 (S)

RS Pts.—Giants 428, Seahawks 383

TAMPA BAY VS. N.Y. GIANTS

RS: Giants lead series, 15-9
PS: Giants lead series, 1-0

1977	Giants, 10-0 (TB)
1978	Giants, 19-13 (TB)
	Giants, 17-14 (NY)
1979	Giants, 17-14 (NY)
	Buccaneers, 31-3 (TB)
1980	Buccaneers, 30-13 (TB)
1984	Giants, 17-14 (NY)
	Buccaneers, 20-17 (TB)
1985	Giants, 22-20 (NY)

1991 Giants, 21-14 (TB)
1993 Giants, 23-7 (NY)
1997 Buccaneers, 20-8 (NY)
1998 Buccaneers, 20-3 (TB)
1999 Giants, 17-13 (TB)
2003 Buccaneers, 19-13 (TB)
2006 Giants, 17-3 (NY)
2007 *Giants, 24-14 (TB)
2009 Giants, 24-0 (TB)
2012 Giants, 41-34 (NY)
2015 Giants, 32-18 (TB)
2017 Buccaneers, 25-23 (TB)
2018 Giants, 38-35 (NY)
2019 Giants, 32-31 (TB)
2020 Buccaneers, 25-23 (NY)
2021 Buccaneers, 30-10 (TB)
RS Pts.—Giants 460, Buccaneers 450
PS Pts.—Giants 24, Buccaneers 14
*NFC First-Round Playoff

***TENNESSEE VS. N.Y. GIANTS**
RS: Series tied, 6-6
1973 Giants, 34-14 (NY)
1982 Giants, 17-14 (NY)
1985 Giants, 35-14 (H)
1991 Giants, 24-20 (NY)
1994 Giants, 13-10 (H)
1997 Oilers, 10-6 (T)
2000 Titans, 28-14 (T)
2002 Titans, 32-29 (NY) OT
2006 Titans, 24-21 (T)
2010 Titans, 29-10 (NY)
2014 Giants, 36-7 (T)
2018 Titans, 17-0 (NY)
2022 Giants, 21-20 (T)
RS Pts.—Giants 260, Titans 239
*Franchise in Houston prior to 1997; known as Oilers prior to 1999

***WASHINGTON VS. N.Y. GIANTS**
RS: Giants lead series, 105-70-5
PS: Series tied, 1-1
1932 Braves, 14-6 (B)
Tie, 0-0 (NY)
1933 Washington, 21-20 (B)
Giants, 7-0 (NY)
1934 Giants, 16-13 (B)
Giants, 3-0 (NY)
1935 Giants, 20-12 (B)
Giants, 17-6 (NY)
1936 Giants, 7-0 (B)
Washington, 14-0 (NY)
1937 Washington, 13-3 (W)
Washington, 49-14 (NY)
1938 Giants, 10-7 (W)
Giants, 36-0 (NY)
1939 Tie, 0-0 (W)
Giants, 9-7 (NY)
1940 Washington, 21-7 (W)
Giants, 21-7 (NY)
1941 Giants, 17-10 (W)
Giants, 20-13 (NY)
1942 Giants, 14-7 (W)
Washington, 14-7 (NY)
1943 Giants, 14-10 (NY)
Giants, 31-7 (W)
**Washington, 28-0 (NY)
1944 Giants, 16-13 (NY)
Giants, 31-0 (W)
1945 Washington, 24-14 (NY)
Washington, 17-0 (W)
1946 Washington, 24-14 (W)
Giants, 31-0 (NY)
1947 Washington, 28-20 (W)
Giants, 35-10 (NY)
1948 Washington, 41-10 (W)
Washington, 28-21 (NY)
1949 Giants, 45-35 (W)
Giants, 23-7 (NY)
1950 Giants, 21-17 (W)
Giants, 24-21 (NY)
1951 Giants, 35-14 (W)
Giants, 28-14 (NY)
1952 Giants, 14-10 (W)
Washington, 27-17 (NY)
1953 Washington, 13-9 (W)
Washington, 24-21 (NY)
1954 Giants, 51-21 (W)
Giants, 24-7 (NY)
1955 Giants, 35-7 (NY)
Giants, 27-20 (W)
1956 Washington, 33-7 (W)
Giants, 28-14 (NY)
1957 Giants, 24-20 (W)
Washington, 31-14 (NY)
1958 Giants, 21-14 (W)
Giants, 30-0 (NY)
1959 Giants, 45-14 (NY)
Giants, 24-10 (W)
1960 Tie, 24-24 (NY)
Giants, 17-3 (W)
1961 Giants, 24-21 (W)
Giants, 53-0 (NY)
1962 Giants, 49-34 (NY)
Giants, 42-24 (W)
1963 Giants, 24-14 (W)
Giants, 44-14 (NY)
1964 Giants, 13-10 (NY)
Washington, 36-21 (W)
1965 Washington, 23-7 (NY)
Giants, 27-10 (W)
1966 Giants, 13-10 (NY)
Washington, 72-41 (W)
1967 Washington, 38-34 (W)
1968 Giants, 48-21 (NY)
Giants, 13-10 (W)
1969 Washington, 20-14 (W)
1970 Giants, 35-33 (NY)
Giants, 35-33 (NY)
1971 Washington, 30-3 (NY)
Washington, 23-7 (W)
1972 Washington, 23-16 (NY)
Washington, 27-13 (W)
1973 Washington, 21-3 (New Haven)
Washington, 27-24 (W)
1974 Washington, 13-10 (New Haven)
Washington, 24-3 (W)
1975 Washington, 49-13 (W)
Washington, 21-13 (NY)
1976 Washington, 19-17 (W)
Giants, 12-9 (NY)
1977 Giants, 20-17 (NY)
Giants, 17-6 (W)
1978 Giants, 17-6 (NY)
Washington, 16-13 (W) OT
1979 Washington, 27-0 (W)
Giants, 14-6 (NY)
1980 Washington, 23-21 (NY)
Washington, 16-13 (W)
1981 Giants, 17-7 (W)
Washington, 30-27 (NY) OT
1982 Washington, 27-17 (NY)
Washington, 15-14 (W)
1983 Washington, 33-17 (NY)
Washington, 31-22 (W)
1984 Washington, 30-14 (W)
Giants, 37-13 (NY)
1985 Giants, 17-3 (NY)
Washington, 23-21 (W)
1986 Giants, 27-20 (NY)
Giants, 24-14 (W)
***Giants, 17-0 (NY)
1987 Washington, 38-12 (NY)
Washington, 23-19 (W)
1988 Giants, 27-20 (NY)
Giants, 24-23 (W)
1989 Giants, 27-24 (W)
Giants, 20-17 (NY)
1990 Giants, 24-20 (W)
Giants, 21-10 (NY)
1991 Washington, 17-13 (NY)
Washington, 34-17 (W)
1992 Giants, 24-7 (W)
Washington, 28-10 (NY)
1993 Giants, 41-7 (W)

	Giants, 20-6 (NY)
1994	Giants, 31-23 (NY)
	Giants, 21-19 (W)
1995	Giants, 24-15 (W)
	Giants, 20-13 (NY)
1996	Washington, 31-10 (NY)
	Washington, 31-21 (W)
1997	Tie, 7-7 (W) OT
	Giants, 30-10 (NY)
1998	Giants, 31-24 (NY)
	Washington, 21-14 (W)
1999	Washington, 50-21 (NY)
	Washington, 23-13 (W)
2000	Washington, 16-6 (NY)
	Giants, 9-7 (W)
2001	Giants, 23-9 (NY)
	Washington, 35-21 (W)
2002	Giants, 19-17 (NY)
	Giants, 27-21 (W)
2003	Giants, 24-21 (W) OT
	Washington, 20-7 (NY)
2004	Giants, 20-14 (NY)
	Washington, 31-7 (W)
2005	Giants, 36-0 (NY)
	Washington, 35-20 (W)
2006	Giants, 19-3 (NY)
	Giants, 34-28 (W)
2007	Giants, 24-17 (W)
	Washington, 22-10 (NY)
2008	Giants, 16-7 (NY)
	Giants, 23-7 (W)
2009	Giants, 23-17 (NY)
	Giants, 45-12 (W)
2010	Giants, 31-7 (NY)
	Giants, 17-14 (W)
2011	Washington, 28-14 (W)
	Washington, 23-10 (NY)
2012	Giants, 27-23 (NY)
	Washington, 17-16 (W)
2013	Giants, 24-17 (W)
	Giants, 20-6 (NY)
2014	Giants, 45-14 (W)
	Giants, 24-13 (NY)
2015	Giants, 32-21 (NY)
	Washington, 20-14 (W)
2016	Washington, 27-19 (NY)
	Giants, 19-10 (W)
2017	Washington, 20-10 (W)
	Washington, 18-10 (NY)
2018	Washington, 20-13 (NY)
	Giants, 40-16 (W)
2019	Giants, 24-3 (NY)
	Giants, 41-35 (W)
2020	Giants, 20-19 (NY)
	Giants, 23-20 (W)
2021	Washington, 30-29 (W)
	Washington, 22-7 (NY)
2022	Tied, 20-20 (NY) OT
	Giants, 20-12 (W)

RS Pts.—Giants 3,671, Washington 3,242
PS Pts.—Washington 28, Giants 17