



3 - 5

HOUSTON TEXANS AT CAROLINA PANTHERS

NOVEMBER 5, 2023 • 4:05 P.M. ET
BANK OF AMERICA STADIUM



1 - 6

THE MATCHUP

- Coming off their first win of the season, Carolina welcomes the Indianapolis Colts to Bank of America Stadium in Week 8.
- All time, this will mark the eighth matchup between the two teams with Carolina leading the series 5-2. The Panthers also lead the series in Carolina, 2-1, including a 13-10 win in the Panthers inaugural season at Clemson University. The last time the two teams faced off in Charlotte was 2015 with the Panthers defeating the Colts 29-26 in overtime.
- The Panthers welcome another AFC South opponent this week after defeating the Houston Texans, 15-13, in Week 8. Carolina will face the remainder of the conference when they travel to Tennessee in Week 12 and Jacksonville in Week 17.
- Led by first-year head coach Shane Steichen, the Colts enter Week 9 with a 3-5 record. Indianapolis is coming off a home loss to the New Orleans Saints, 38-27.

SERIES

ALL-TIME SERIES

7 total matchups | Carolina leads 5-2

LAST REGULAR SEASON GAME

12/22/19 | Indianapolis 38 vs Carolina 6

SERIES RECORD AT CAROLINA (REGULAR SEASON)

Carolina leads 2-1

CURRENT STREAK

Indianapolis won the last meeting

L	27-0	AUG 12	IND	L	21-19	AUG 18	IND	L	26-17	AUG 25	IND
L	24-10	SEPT 10	IND	W	10	NOV 9	8:15P*	C			
L	20-17	SEPT 18	IND	W	11	NOV 19	1:00P*	☆			
L	37-27	SEPT 24	IND	W	12	NOV 26	1:00P*	☆			
L	21-13	OCT 1	IND	W	13	DEC 3	1:00P*	☆			
L	42-24	OCT 8	IND	W	14	DEC 10	1:00P*	☆			
L	42-21	OCT 15	IND	W	15	TBD		☆			
7	BYE			W	16	DEC 24	1:00P*	G			
W	15-13	OCT 23	IND	W	17	DEC 31	1:00P*	☆			
9	NOV 5	4:05P*	IND	W	18	TBD		☆			

WEEK NINE SPOTLIGHT



QB Bryce Young led his first-career game-winning drive in a 15-13 victory against the Houston Texans in Week 8. Young orchestrated a 15-play, 86-yard drive starting at the Panthers' 9-yard line that took 6:17 off the clock to set up an Eddy Pineiro 23-yard game-winning field goal as time expired. He completed five-of-six passes for 60 yards and added a rush for seven yards on the team's final march. Through eight games, he currently ranks fourth in the NFC with a 93.3 passer rating in the fourth quarter of games. Young finished the day completing 22 of 31 passes (71 percent) for 235 yards and a touchdown. His 103.6 passer rating was the sixth highest in the NFC during Week 8 and marked the first time in his career he registered a passer rating over the century mark. His 22 completions extended his streak of completing 20-or-more passes to six games to start his career. He joins Chargers QB Justin Herbert (2020) and Cardinals QB Kyler Murray (2019) as the only rookie quarterbacks in NFL history to record at least 20 completions in each of the first six career games.

CONSECUTIVE GAMES OF 20+ COMPLETIONS TO START A ROOKIE SEASON

Rk.	Player	Year	Team	Streak
1	Justin Herbert	2020	LAC	15
2t	<i>Bryce Young</i>	2023	CAR	6
2t	Kyler Murray	2019	ARI	6
3t	Mac Jones	2021	NE	5

BROADCAST INFORMATION



NATIONAL RADIO SPORTS USA

Josh Appel - Play by Play
Charles Arbuckle - Analyst

TELEVISION CBS

Kevin Harlan - Play by Play
Trent Green - Analyst
Melanie Collins - Sideline

RADIO FLAGSHIP WRFX 99.7 FM

Anish Shroff - Play by Play
Jake Delhomme - Analyst
Luke Kuechly - Analyst
Sharon Thorsland - Sideline
Jim Szoke - Host

PANTHERS COMMUNICATIONS DEPARTMENT

Bruce Speight *Vice President - Communications*
Lane Gammel *Communications Director*
Dillon Love *Communications Coordinator*
Chris Brannon *Communications Coordinator*

Samantha Maloney *Communications Intern*
Matthew McCarthy *Communications Intern*
Media Website: www.NFL.com





WEEK 9 • COLTS AT PANTHERS



2023 TEAM STATISTICS

CAROLINA PANTHERS

OFFENSE	
284.6 (27th)	Total Yards Per Game
90.3 (24th)	Rushing Yards Per Game
3.8 (23rd)	Rushing Yards Per Attempt
194.3 (24th)	Passing Net Yards Per Game
25 (t-26th)	Sacks Allowed
39.4 (19th)	Third Down Efficiency
16.1 (27th)	Points Per Game

COLTS

DEFENSE	
326.0 (12th)	Total Yards Allowed Per Game
139.4 (29th)	Rushing Yards Per Game
4.7 (28th)	Rushing Yards Per Attempt
186.6 (6th)	Passing Net Yards Per Game
16 (t-23rd)	Sacks
6 (t-29th)	Takeaways
35.4 (8th)	Third Down Efficiency
28.4 (30th)	Points Allowed Per Game

2023 NFC SOUTH STANDINGS

	Win	Loss	Tie	PF	PA	PDiff
Atlanta	4	4	0	138	161	-23
New Orleans	4	4	0	171	154	+17
Tampa Bay	3	4	0	121	128	-7
Carolina	1	6	0	127	199	-72

PREVIOUS RESULTS

PANTHERS (5-2) vs. COLTS

Home: 2-1...Away: 3-1

12/3/95 INDIANAPOLIS W 13-10
12/27/98 at Indianapolis W 27-19
10/12/03 at Indianapolis W 23-20 (OT)
10/28/07 INDIANAPOLIS L 31-7
11/27/11 at Indianapolis W 27-19
11/2/15 INDIANAPOLIS W 29-26 (OT)
12/22/19 at Indianapolis L 38-6

PANTHERS BESTS vs COLTS

PASSING

Passing Yards.....	248 - Cam Newton (11/2/15)
Passing TDs.....	2 - Cam Newton (11/2/15)
Passer Rating.....	95.9 - Cam Newton (11/27/11)

RUSHING

Rushing Yards.....	109 - Tim Biakabutuka (12/27/98)
Rushing TDs.....	2 - DeAngelo Williams (11/27/11)

RECEIVING

Receptions.....	15 - Christian McCaffrey (12/22/19)
Receiving Yards.....	119 - Christian McCaffrey (12/22/19)
Receiving TDs.....	1 - 4x, last by Steve Smith and Greg Olsen (11/2/15)

DEFENSE

Tackles.....	14 - Luke Kuechly (11/22/15)
Interceptions....	1 - 10x, last by Charles Tillman, Luke Kuechly, Kurt Coleman (11/2/15)
Sacks.....	3 - 0 - Darion Conner (12/3/95)

OFFENSIVE LEADERS

PASSING

1,202	Passing Yards	1,400
64.3(137-213)	Completion %	59.6 (128-202)
7	Passing TDs	7
4	Interceptions	5
82.3	Passer Rating	85.0

RUSHING

270	Rushing Yards	589
69	Attempts	125
3.9	Yards Per Rush	4.7
1	Rushing TDs	5
355	Scrimmage Yards	712

RECEIVING

581	Receiving Yards	529
57	Receptions	50
10.2	Yards Per Reception	10.6
4	Receiving TDs	3
216	Yards After Catch	261



BRUCE YOUNG



CHUBA HUBBARD



ADAM THIELEN



GARDNER MINSHEW



ZACH MOSS



MICHAEL PITTMAN

2023 WHAT TO LOOK FOR

43 SACKS

OLB Brian Burns (43.0) currently ranks fifth all-time in sacks in Panther history.

CAREER SACKS (PANTHER HISTORY)

Rank	Player	Sacks
1	Julius Peppers	97.0
2	Charles Johnson	67.5
3	Mike Rucker	55.5
4	Mario Addison	55.0
5	<i>Brian Burns</i>	<i>43.0</i>
6	Kevin Greene	41.5
7	Greg Hardy	34.0
8	Kawann Short	32.5

9 REC

WR Adam Thielen (591) needs 9 receptions to become the fifth undrafted player in the common-draft era with at least 600 career receptions.

RECEPTIONS BY AN UNDRAFTED FREE AGENT (NFL HISTORY)

Rk.	Player	REC
1	Antonio Gates	955
2	Wes Welker	903
3	Rod Smith	849
4	Danny Amendola	617
5	<i>Adam Thielen</i>	<i>591</i>

105 GAMES

T Taylor Moton has played in 105 consecutive games and counting as a Carolina Panther. His streak ranks fourth in franchise history, and first among non specialists.

MOST CONSECUTIVE GAMES PLAYED (PANTHERS HISTORY)

Rk.	Player	GP
1	JJ Jansen	230
2	Jason Kyle	128
3	Jason Baker	112
4	<i>Taylor Moton</i>	<i>105</i>

1 TFL

OLB Brian Burns (51) needs one tackle for loss to pass Shaq Thompson for fifth all-time in Panther history.

CAREER TACKLES FOR LOSS (PANTHER HISTORY)

Rank	Player	TFL
1t	Charles Johnson	75
1t	Luke Kuechly	75
3	Thomas Davis Sr.	68
4	Kawann Short	56
5t	Shaq Thompson	51
5t	<i>Brian Burns</i>	<i>51</i>
7	Mario Addison	49
8	Greg Hardy	44

237 YARDS

WR Adam Thielen (7,263) needs 237 receiving yards to become the fifth undrafted player in the common-draft era with at least 7,500 career receiving yards.

RECEIVING YARDS BY AN UNDRAFTED FREE AGENT (NFL HISTORY)

Rk.	Player	YDS
1	Antonio Gates	11,841
2	Rod Smith	11,389
3	Wes Welker	9,924
4	Drew Pearson	7,822
5	<i>Adam Thielen</i>	<i>7,076</i>

8 TACKLES

DE Derrick Brown (177) needs eight total tackles to pass Sean Gilbert for eighth all-time in Panther history for a defensive lineman.

MOST TACKLES BY A DEFENSIVE LINEMAN (PANTHERS HISTORY)

Rk.	Player	TKL
7	Mario Addison	197
8	Sean Gilbert	184
9	<i>Derrick Brown</i>	<i>177</i>
10	Brenston Buckner	170

1.5 SACKS

OLB Justin Houston (112.0) needs 1.5 sacks to pass Sean Jones (113.0) for 25th all-time in league history.

CAREER SACKS (NFL HISTORY)

Rank	Player	Sacks
23	Cameron Jordan	116.5
24	J.J. Watt	114.5
25	Sean Jones	113.0
26t	<i>Justin Houston</i>	<i>112.0</i>
26t	Chandler Jones	112.0
28	Greg Townsend	109.5
29t	Pat Swilling	107.5
29t	Aaron Donald	107.5

1 TFL

OLB Justin Houston (132) needs one tackle for loss to pass Michael Bennett (132) for eighth all-time in league history.

CAREER TACKLES FOR LOSS (NFL HISTORY)

Rank	Player	TFL
1	J.J. Watt	195
2	Aaron Donald	170
3	Calais Campbell	167
4	Von Miller	164
5t	Cameron Jordan	150
5t	Lavonte David	150
7	Terrell Suggs	142
8t	<i>Justin Houston</i>	<i>132</i>
8t	Michael Bennett	132
10	Ndamukong Suh	130

7 IN 20

P Johnny Hekker (340) needs seven punts downed inside the 20 to pass Kevin Huber (346) for 12th all-time in league history.

PUNTS INSIDE 20 (NFL HISTORY)

Rank	Player	P20
9	Sean Landeta	381
10	Donnie Jones	379
11	Matt Turk	373
12	Kevin Huber	346
13	<i>Johnny Hekker</i>	<i>340</i>
14	Bryan Barker	326

2023 TEAM NOTES TO KNOW

0 INT'S

Of the 33 quarterbacks with at least 50 pass attempts at home this season, **Bryce Young** is the only one who has yet to throw an interception.

30.4 YARDS

The Panthers are second in the NFL averaging 30.4 yards per kickoff return, only trailing the Denver Broncos (34.0).

YARDS PER KICK RETURN (NFL)

Rank	Team	Yd/KR
1	Denver Broncos	34.0
2	Carolina Panthers	30.4
3	Houston Texans	29.1
4	Jacksonville Jaguars	25.4
5	Cincinnati Bengals	25.0

NO FLY ZONE

The Panthers defense ranks sixth in the NFL allowing 186.6 passing yards per game.

PASSING YARDS ALLOWED PER GAME (NFL)

Rank	Team	PsYd/G
1	Cleveland Browns	163.3
2	Kansas City Chiefs	176.1
3	Baltimore Ravens	176.6
4	Dallas Cowboys	178.6
5	New York Jets	184.4
6	Carolina Panthers	186.6
7	New Orleans Saints	189.5

20.6 FIRST DOWNS

Carolina is tied for eighth in the NFL with 20.6 first downs per game. The Panthers have registered 20 first downs in five-consecutive games, the second-longest active streak behind the Philadelphia Eagles (seven in a row). The Panthers haven't had a longer streak since doing so in six straight games in 2014.

RETURN DUO

The Panthers are the only team in the NFL to have two players rank in the top 15 in kick return yards. **RB Raheem Blackshear** ranks 13th (138 yards) and teammate **WR Laviska Shenault Jr.** ranks 14th (136 yards).

KICK RETURN YARDS (NFL)

Rank	Player	Yd/KR
12	Kavontae Turpin (DAL)	34.0
13	Raheem Blackshear (CAR)	30.4
14	Laviska Shenault Jr. (CAR)	30.4
15	Antonio Gibson (WAS)	25.4
16	Devin Duvernay (BAL)	25.0

THIRD DOWN D

The defensive unit ranks eighth in the league limiting opponents to a 35.4% on third down attempts.

THIRD DOWN DEFENSE PERCENTAGE (NFL)

Rank	Team	3DR
1	Cleveland Browns	28.3%
2	New Orleans Saints	32.4%
3	Detroit Lions	32.6%
4t	Atlanta Falcons	33.7%
4t	New York Giants	33.7%
6	Jacksonville Jaguars	34.2%
7	Dallas Cowboys	34.5%
8	Carolina Panthers	35.4%
9	Indianapolis Colts	37.1%

1.9%

QB Bryce Young ranks fifth among NFC quarterbacks (11th NFL) with just 1.9% of his passing attempts being intercepted (4 ints through 213 attempts).

INTERCEPTIONS PER PASSING ATTEMPT PERCENTAGE (NFC)

Rank	Player	Int/Att
1	Derek Carr (NO)	1.4%
2	Kirk Cousins (MIN)	1.6%
3	Baker Mayfield (TB)	1.6%
4	Jared Goff (DET)	1.7%
5	Bryce Young (CAR)	1.9%

44.2 YARDS

P Johnny Hekker ranks fifth league-wide averaging 44.2 net yards per punt. He is also tied for ninth with five punts inside the 10 and tied for second with three punts inside the 5.

NET YARDS PER PUNT (NFL)

Rank	Player	NYd/P
1	A.J. Cole (LV)	47.0
2	Michael Dickerson (SEA)	45.3
3	Bryan Anger (DAL)	45.1
4	Mitch Wishnowsky (SF)	44.6
5	Johnny Hekker (CAR)	44.2
6	Logan Cooke (JAX)	44.2

MR. RELIABLE

WR Adam Thielen leads all of the NFL with 19 receptions on third down (206 yards). He ranks sixth in receptions resulting in a first down (35).

THIRD DOWN RECEPTIONS (NFL)

Rank	Player	3DR
1	Adam Thielen (CAR)	19
2t	DJ Moore (CHI)	17
2t	A.J. Brown (PHI)	17
2t	Puka Nacua (LAR)	17
5t	Chris Godwin (TB)	16
5t	T.J. Hockenson	16



NOTABLE CONNECTIONS



REGIONAL CONNECTIONS

- Colts QB Gardner Minshew II played at East Carolina from 2016-2017.
- Colts WR Josh Downs played at North Carolina from 2020-2022.
- Colts LB Shaquille Leonard is a native of Lake View, S.C., and attended Lake View HS. He went on to play college football at South Carolina State from 2014-2017.
- Colts DE Tyquan Lewis is a native of Tarboro, N.C., and attended Tarboro HS.
- Colts Offensive Quality Control Coach-Wide Receivers Brian Bratton played college football at Furman from 2001-2004. He began his coaching career as the wide receivers coach/special teams coordinator at North Greenville University from 2013-2014 and coached in a variety of roles at Furman from 2015-2021.
- Colts Head Strength and Conditioning Coach Richard Howell played college football at Davidson from 1990-1993. He then began his coaching career as an assistant coach at Davidson from 1994-1998 and served as a graduate assistant at North Carolina from 1998-1999.
- Colts Assistant to the Head Coach TJ Ingles began his career at North Carolina State as a graduate assistant and then Director of Recruiting Operations in 2013.
- Colts Defensive Assistant Payton McCollum is a native of Winston Salem, N.C. an played college football at Catawba college. He began his coaching career as Offensive Quality Control Coach at Campbell in 2015. He spent the 2018 season as an Analyst for North Carolina before going to North Carolina Central in 2019 where he spent the season as Wide Receivers Coach.
- Colts Running Backs Coach DeAndre Smith spent the 2017 season as Running Backs Coach at North Carolina.

PRO CONNECTIONS

- Panthers OLB Justin Houston played for the Indianapolis Colts from 2019-2020.
- Panthers DE DeShawn Williams played for the Indianapolis Colts in 2018.
- Colts QB Gardner Minshew II, RB Trey Sermon and Panthers RB Miles Sanders played together on the Philadelphia Eagles in 2022.
- Panthers WR DJ Chark Jr., CB CJ Henderson, WR Laviska Shenault Jr., Colts QB Gardner Minshew II and DT Taven Bryan played for the Jacksonville Jaguars in 2020.
- Panthers CB Troy Hill, P Johnny Hekker, G Austin Corbett and Colts DE Samson Ebukam played together on the Los Angeles Rams from 2019-2020.
- Panthers P Johnny Hekker and Colts K Matt Gay played together on the Los Angeles Rams from 2020-2021.
- Panthers LB Deion Jones and Colts DT Taven Bryan played together on the Cleveland Browns in 2022.

COLLEGE CONNECTIONS

- Panthers C Bradley Bozeman, Colts CB Tony Brown and C Ryan Kelly played together at Alabama from 2014-2015. Panthers DL LaBryan Ray joined Bozeman and Brown in 2017.
- Panthers DT Derrick Brown, LB Chandler Wooten and Colts T Braden Smith played together at Auburn in 2017.
- Panthers WR Laviska Shenault Jr. and Colts WR Juwann Winfree played together at Colorado from 2017-2018. Shenault Jr. played with Colts G Arlington Hambricht in 2019.
- Panthers CB CJ Henderson, K Eddy Pineiro and T David Sharpe played with Colts DT Taven Bryan at Florida in 2017.
- Panthers DT Nick Thurman played with Colts LB Grant Stuard at Houston in 2017.
- Panthers WR Ihmir Smith-Marsette, Colts G Ike Boettger and CB JuJu Brents played together at Iowa in 2018.
- Panthers CB Troy Hill and Colts DT DeForest Buckner played together at Oregon from 2012-2014. Panthers OL Calvin Throckmorton joined Buckner in 2015.

STAFF/COACHING CONNECTIONS

- Panthers Head Coach Frank Reich served as the head coach for the Indianapolis Colts from 2018-2022. He also coached in various roles for the Colts from 2006-2011.
- Panthers Senior Assistant Jim Caldwell was the assistant head coach/quarterbacks coach for the Indianapolis Colts from 2002-2008 before becoming head coach from 2009-2011.
- Panthers Passing Game Coordinator Parks Frazier coached for the Indianapolis Colts in various roles from 2018-2022.
- Panthers Assistant Special Teams Coach Devin Fitzsimmons was an offensive quality control coach for the Indianapolis Colts in 2011.
- Panthers Offensive Assistant Jamel Mutunga coached for the Indianapolis Colts in the same role in 2022.
- Panthers Offensive Quality Control/Assistant to the Head Coach Tyler Boyles served as the assistant to the head coach for the Indianapolis Colts from 2020-2021 before switching to manager of coaching operations in 2022.
- Colts Quarterbacks Coach Cam Turner coached for the Carolina Panthers from 2015-2016 as an assistant wide receivers coach before becoming assistant quarterbacks coach in 2017.
- Colts Offensive Line Coach Tony Sparano Jr. was an assistant offensive line coach for the Carolina Panthers in 2021.
- Colts Defensive Backs Coach Ron Milus coached the secondary for the Carolina Panthers from 2009-2010.
- Colts Linebackers/Run Game Coordinator Richard Smith was a linebackers coach for the Carolina Panthers from 2009-2010.
- Panthers Head Coach Frank Reich and Colts Head Coach Shane Steichen served on the Los Angeles Chargers coaching staff from 2014-2015, where Reich was the offensive coordinator and Steichen was an offensive quality control/wide receivers coach.



THE HEAD COACHES



FRANK REICH

1st season
18th season
41-39-1 (.512)
1-2 (.333)

Years as HC w/ current team
NFL Coaching Experience
Regular Season Record as HC
Postseason Record as HC

SHANE STEICHEN

1st season
13th season
3-5 (.375)
0-0 (.000)



Frank Reich is in his first season as head coach of the Carolina Panthers after being named the sixth head coach in franchise history on Jan. 26, 2023. Reich has more than 30 years of NFL experience as a player (1985-98) and a coach (2006- present), including serving as the Panthers' first starting quarterback in franchise history after signing with the team during its inaugural season, 1995.

Reich joined Carolina after five seasons (2018-22) as the head coach of the Indianapolis Colts. Reich led the team to the playoffs twice and guided the Colts to 41 wins, including two years with 10-plus wins (2018 and 2020). It marked his second stint as a coach with the Colts, rejoining the team after spending six years on the coaching staff from 2006-11. Reich spent the 2016-17 seasons as offensive coordinator of the Philadelphia Eagles and was instrumental in the team's Super Bowl LII championship during the 2017 season.

Prior to Philadelphia, Reich spent three seasons (2013-15) with the San Diego Chargers, serving the last two as offensive coordinator. He worked closely with Philip Rivers, who hit the 4,000-yard passing plateau in three straight seasons and totaled 13,556 yards, marking the third-most passing yards by an NFL quarterback during that span.

Reich spent the first six seasons (2006-11) of his coaching career with the Colts as wide receivers coach (2011), quarterbacks coach (2009-10), offensive assistant (2008) and coaching intern (2006-07). In Indianapolis, he was a member of teams that earned five playoff appearances, four AFC South division titles, two AFC championships, two Super Bowl appearances and one Super Bowl title.

Reich enjoyed a 14-year playing career with the Buffalo Bills, Carolina Panthers, New York Jets and Detroit Lions after being selected by the Bills in the third round (57th overall) of the 1985 NFL Draft. Including postseason, he played in 129 career games (22 starts) and passed for 6,858 yards and 47 touchdowns.

Reich is most notably known for engineering the greatest comeback in NFL history, a 1992 Wild Card playoff game against the Houston Oilers. Making his first postseason start in place of injured quarterback Jim Kelly, Reich led the Bills to a 41-38 overtime victory despite being down by 32 points early in the third quarter. He played quarterback at Maryland (1981-84) and as a senior, Reich rallied the Terrapins from a 31-0 deficit to defeat the Miami Hurricanes, 42-40; entering 2022, that effort is tied for the fourth greatest comeback in FBS history.

After his 14-year playing career in the NFL, Reich retired in 1998 and decided to spend time with his family and join Reformed Theological Seminary in Charlotte. He graduated and led RTS for three years and then pastored a local church prior to his coaching career.

A native of Freeport, N.Y., Reich was born on Dec. 4, 1961. He and his wife, Linda, have three children and two grandchildren.

Shane Steichen was hired as head coach of the Indianapolis Colts on February 14, 2023. He has 13 years of coaching experience, including the last 12 seasons in the NFL.

Steichen served as the offensive coordinator of the Philadelphia Eagles the last two seasons and helped the team reach Super Bowl LVII in 2022.

During his two seasons as offensive coordinator, Steichen coordinated an offense that ranked first in the NFL in rushing yards per game (153.6), rushing yards (5,224) and rushing touchdowns (57) over that time frame. Philadelphia also ranked tied for first in fewest interceptions (19) and third in fourth down conversion percentage (58.92 percent). Additionally, the Eagles offense set new single-season franchise records in third down conversion percentage in back-to-back seasons.

In 2022, he guided a Philadelphia offense that finished in the top 10 in numerous categories, including yards per game (389.1 – third), points per game (28.1 – third), rushing yards per game (147.6 – fifth), passing yards per game (241.5 – ninth), fewest turnovers (19 – tied-fifth), first downs per game (22.6 – third), third down percentage (franchise-record 45.95 percent – fourth), fourth down percentage (68.75 percent – fourth), red zone percentage (67.80 percent – third), goal to go percentage (82.35 percent – fifth), points scored on their first offensive possession (62 – first) and plays of 10+ yards (253 – second).

In his first season in Philadelphia, Steichen orchestrated the NFL's most productive rushing offense, as the Eagles led the league with a franchise-record 2,715 rushing yards. Philadelphia ranked fourth in third down percentage (then-team-record 45.7 percent), eighth in red zone percentage (62.3 percent) and fifth in fewest turnovers (16).

Prior to Philadelphia, Steichen spent seven seasons (2014-20) with the Los Angeles/San Diego Chargers where he served as offensive coordinator (2020), interim offensive coordinator (2019), quarterbacks coach (2016-19) and offensive quality control/wide receivers (2014-15).

Steichen began his NFL career as a defensive assistant with the Chargers (2011-12) after spending one season as a full-time offensive assistant at Louisville (2010). He also served as an offensive graduate assistant (2008-09) and student graduate assistant (2007) at his alma mater, UNLV. As a four-year letterman (2003-06) at quarterback for the Rebels, Steichen left as the school's 12th all-time leading passer with 2,755 yards and 22 touchdowns.

A native of Sacramento, Calif., Steichen earned his degree in journalism and media studies from UNLV. He attended Oak Ridge High School in El Dorado Hills, Calif., and earned a MVP honors from the Sacramento Bee after leading his squad to a conference sectional title in 2002.

Steichen and his wife, Nina, have a son, Hudson, and a daughter, Stella.

REICH COACHING HISTORY

2006-07	Indianapolis Colts	Coaching Intern
2008	Indianapolis Colts	Offensive Coaching Staff Assistant
2009-10	Indianapolis Colts	Quarterbacks
2011	Indianapolis Colts	Wide Receivers
2012	Arizona Cardinals	Wide Receivers
2013	San Diego Chargers	Quarterbacks
2014-15	San Diego Chargers	Offensive Coordinator
2016-17	Philadelphia Eagles	Offensive Coordinator
2018-2022	Indianapolis Colts	Head Coach
2023-	Carolina Panthers	Head Coach

STEICHEN COACHING HISTORY

2010	Louisville	Offensive Assistant
2011-12	San Diego Chargers	Defensive Assistant
2013	Cleveland Browns	Offensive Quality Control/Quarterbacks
2014-15	San Diego Chargers	Offensive Quality Control/Wide Receivers
2016	San Diego Chargers	Quarterbacks
2017-19	Los Angeles Chargers	Quarterbacks
2019	Los Angeles Chargers	Interim Offensive Coordinator
2020	Los Angeles Chargers	Offensive Coordinator
2021-22	Philadelphia Eagles	Offensive Coordinator
2023-	Indianapolis Colts	Head Coach



3 - 3

WEEK 8



HOUSTON TEXANS vs CAROLINA PANTHERS

BANK OF AMERICA STADIUM

SUNDAY, OCTOBER 29, 2023 • 1:00 PM ET



5 - 1

	1	2	3	4	TOTAL
	0	7	6	0	13
	0	6	6	3	15

GAME WINNER EDDY

• K Eddy Pineiro kicked a 23-yard field goal as time expired. After making the game-winning kick, Pineiro has now made 24-consecutive field goals at Bank of America Stadium. This is now Pineiro's second game this season with three or more field goals.

TOUCHDOWN TOMMY

• TE Tommy Tremble hauled in a 1-yard touchdown pass from QB Bryce Young late in the second quarter. His hit was his second touchdown of the season and the sixth of his career.

THREE OF A KIND

• With his 22 completions vs. Houston, Bryce Young extended his streak of completing 20-or-more passes to six games to start his career. Young joins Chargers QB Justin Herbert (2020) and Cardinals QB Kyler Murray (2019) as the only rookie quarterbacks in NFL history to record at least 20 completions in each of the first six career games. He finished the game 22 of 31 (71.0%) for 235 yards and a touchdown with a season best passer rating of 103.6.

UCE

• LB Frankie Luvu finished the day with 12 tackles, two tackles for loss, two passes defended, 1.0 sack and one QB hit. His 12 tackles are tied for second most in a single game of his career (13 at TB, 1/1/23).

• Through the slate of 1 p.m. games, Luvu is the only player in the NFL this season to record at least 50 tackles, seven tackles for loss and 3.5 sacks. Luvu is also the first player to record those stats through the first eight weeks of a season since Tampa Bay Buccaneers LB Devin White in 2020. He is also the only Panther in team history to achieve this feat.

GOOD HANDS

• WR Adam Thielen finished the game with eight receptions for 72 yards. Thielen has registered 57 receptions, which ranks fifth in the NFL through the 1:00 games. After recording eight catches in today's game, he is now one-of-six players to have at least four games with eight or more receptions this season.

SECONDARY NOTES

• S Xavier Woods notched eight tackles and one fumble recovery in his first game back from injury. This is Woods' second game this season with at least eight tackles and 18th of his career.

• CB Donte Jackson forced a fumble (recovered by S Xavier Woods) on Texans FB Andrew Beck early in the third quarter to set up a 37-yard field goal from K Eddy Pineiro. This marks Jackson's third-career forced fumble and Woods' fourth-career fumble.

DEFENSIVE NOTES - OLB BRIAN BURNS

B BRIAN BURNS

PANTHERS SACK LEADERS

THROUGH FIRST 71 GAMES PLAYED

Player	Sacks	Years
1 - Julius Peppers	50.5	2002-06
2 - Brian Burns	43.0	2019-
3 - Charles Johnson	38.0	2007-11
4 - Greg Hardy	34.0	2010-14
5 - Mike Rucker	32.5	1999-03

- Brian Burns ranks second in franchise history in sacks through a player's first 71 games, trailing only Julius Peppers (50.5 sacks, 2002-06) with 43.0 sacks. Burns finished 2022 tied for eighth in the NFL with 12.5 sacks and tied for seventh with 17 tackles for loss.

- Burns is currently tied for eighth in the NFC with five sacks and tied for seventh with eight tackles for loss. He is just one of six players in the NFC with at least five sacks and eight tackles for loss through the first seven weeks of the season.

- He recorded his seventh-career game with more than one sack in Week 1 against Atlanta after recording 1.5 sacks. Burns ranks 11th league-wide with 43.0 sacks since 2019 and became the 10th player in team history to record 10 or more sacks in a season in 2022.

- In Week 3 at Seattle, Burns recorded four tackles, three QB hits, three tackles for loss and one sack. It was his third-career game posting at least three QB hits, two tackles for loss and one sack, tying for third-most such games in Panthers history with Mario Addison and Charles Johnson. It was his first-career game of posting three tackles for loss, three QB hits and one sack.

- At Detroit in Week 5, he recorded four total tackles, a sack, three quarterback hits and a tackle for loss. The sack marked his 42nd of his career, passing Kevin Greene (41.5) for fifth-most in franchise history.

- Burns was one of just three players in 2022 (Maxx Crosby-LV, Myles Garrett-CLE) to record at least 12 sacks, 15 tackles for loss and 60 total tackles.

PRO BOWLIN' BURNS



Carolina's 2019 first-round pick, DE Brian Burns, was named a Pro Bowl Starter for the NFC for the second-consecutive year in 2022. Burns is tied for eighth with 35.5 sacks and tied for fifth in the NFL with 46 tackles for loss since 2020.

AMONG THE 2019 DRAFT CLASS DE BRIAN BURNS RANKS:

NFL SACK LEADERS // 2020-23

Player	Sacks	QB Hits	Strip Sacks
1 - Myles Garrett CLE	52.5	94	11
2 - T.J. Watt PIT	51.5	108	7
3 - Haason Reddick ARI/CAR/PHI	46.0	70	13
4 - Trey Hendrickson NO/CIN	43.5	87	9
5 - Matt Judon BAL/NE	38.0	83	1
6 - Chris Jones KC	37.5	86	4
7 - Nick Bosa SF	37.0	100	5
8t - Brian Burns CAR	35.5	71	7
8t - Leonard Floyd LAR/BUF	35.5	71	3
8t - Aaron Donald LAR	35.5	76	6

SACKS		QB HITS	
1	Nick Bosa SF	46.0	1
2	Maxx Crosby LV	44.0	2
3	Brian Burns CAR	43.0	3
4	Josh Allen JAX	36.5	4
5	Montez Sweat WAS	35.5	5
6	Quinnen Williams NYJ	28.0	

TACKLES FOR LOSS		STRIP SACKS	
1	Maxx Crosby LV	75	1
2	Nick Bosa SF	62	2t
3	Brian Burns CAR	51	2t
4	Montez Sweat WAS	47	4
5	Josh Allen JAX	44	5t

125
103
87
86
85

8
7
7
6
3

DEFENSIVE NOTES - DE DERRICK BROWN

95 DERRICK BROWN

DB TO THE QB

- Through seven games, defensive end Derrick Brown has tallied 35 tackles (19 solo), one sack, five QB hits and two tackles for loss. His nine tackles in Week One are the second-most he has posted in a game in his career (12 against Atlanta in Week 8 of the 2022 season).
- Brown's 35 tackles through the first eight weeks is tied for fourth among all defensive linemen league-wide.
- Brown's 67 total tackles in 2022 tied Mike Rucker (2002) for the most tackles by a defensive lineman in franchise history (according to Stats Pass). His seven passes defended finished tied for the third most by a defensive lineman in franchise history (Greg Hardy-11, 2011).
- His 177 career tackles ranks ninth all-time in Panther history for a defensive lineman.
- Brown has played in 56 career games. He ranks second in franchise history in tackles for a defensive lineman through a player's first 56 games, trailing only Julius Peppers (184, 2002-05) with 177.

Rk.	Player	TKLs	TFL	QB Hits
1	Harrison Phillips MIN	49	0	5
2	Maxx Crosby LV	48	10	10
3	Sam Hubbard CIN	37	4	12
4t	Derrick Brown CAR	35	2	5
4t	Zach Allen DEN	35	6	11
4t	Carl Granderson NO	35	9	12



8 TACKLES

DE Derrick Brown (177) needs 8 total tackles to pass Sean Gilbert for eighth all-time in Panther history for a defensive lineman.

MOST TACKLES BY A DEFENSIVE LINEMAN (PANTHERS HISTORY)

Rk.	Player	TKL
7	Mario Addison (2012-19)	197
8	Sean Gilbert (1998-02)	184
9	Derrick Brown (2023-)	177
10	Brenston Buckner (2001-05)	170

NUMBERS DON'T LIE

Brown has played in 56 games since entering the NFL in 2020. He ranks near the top in many categories for Panthers defensive linemen in their first 56 career games with the team.

TOTAL TACKLES		TACKLES FOR LOSS		
1	Julius Peppers (2002-05)	184	1t Greg Hardy (2010-13)	25
2	Derrick Brown (2020-)	177	1t Charles Johnson (2008-11)	25
3	Greg Hardy (2010-13)	176	3 Kawann Short (2013-16)	30
4	Kawann Short (2013-16)	150	4t Derrick Brown (2020-)	23
5	Kris Jenkins (2001-04)	146	4t Star Lotulelei (2013-16)	23

QB HITS		PASSES DEFENDED		
1	Greg Hardy (2010-13)	49	1 Julius Peppers (2002-05)	23
2	Kawann Short (2013-16)	46	2 Derrick Brown (2020-)	16
3	Charles Johnson (2008-11)	44	3 Greg Hardy (2010-13)	14
4	Derrick Brown (2020-)	38	4 Charles Johnson (2008-11)	12
5	Mario Addison (2012-15)	29	5t Kindal Moorehead (2003-05)	8
		5t	Kawann Short (2013-16)	8

2022 WALTER PAYTON MAN OF THE YEAR NOMINEE



Derrick Brown was announced as Carolina's 2022 Walter Payton NFL Man of the Year nominee, presented by Nationwide. With giving back a primary focus since he was drafted by the Panthers in 2020, Brown has been involved with helping at-risk youth and families for over two years. His foundation has impacted over 3,000 children through community events and programming and over 4,000 families through holiday gifting and resource distributions through the challenges of the COVID-19 pandemic. This past summer, Brown held a free youth football camp for 200 youth football players in Gwinnett County, Georgia. He supported 15 at-risk youth with a back-to-school shopping spree that included sneakers, clothing, and school supplies. He also provided nine students at Lanier HS, his alma mater, with the Georgia Brown and Bill Rias Scholarship, totaling \$40,000.

DEFENSIVE NOTES - LB FRANKIE LUVU - S VONN BELL

49 FRANKIE LUVU

BIG UCE



- Linebacker Frankie Luvu started the season right where he left off in 2022. He was the only player league-wide in Week 1 to record at least seven tackles (three solo), one sack and three QB hits. He followed up in Week 2, becoming the only player to post at least nine tackles (four solo) and two sacks. Through seven games, he leads the team with 51 total tackles.
- Luvu recorded four tackles, including a tackle for loss, at Seattle in Week 3. He has tallied 26 tackles for loss since the beginning of the 2022 season, ranking as the second-most in the NFL during that span.
- In Week 8 against the Houston Texans, Luvu recorded 12 tackles, two tackles for loss, two passes defended and one sack. With those stats, Luvu became the 10th player in NFL history, first in franchise history and first since Tampa Bay Buccaneers LB Devin White in 2020 to post at least 12 tackles, two tackles for loss, two passes defended and one sack in a game. Luvu was also the only player in Week 8 to post at least 10 tackles, two tackles for loss and a sack in a game.
- According to TruMedia, in 2022 Luvu was one of only five players in the last 20 seasons to register at least 100 tackles, 15 tackles for loss and 7.0 sacks in a single season.

GETTING TO THE BALL

Frankie Luvu is one of just five players over the last 20 seasons to record at least 100 tackles, 15 tackles for loss and 7.0 sacks in a single season.

TFL LEADERS // 2022-CURRENT

Player	TFL	Tackles	Sacks
1 - Maxx Crosby LV	32	136	19.0
2 - Frankie Luvu CAR	26	162	11.0
3t - Brian Burns CAR	25	84	17.5
3t - Myles Garrett CLE	25	84	24.5
3t - Nick Bosa SF	25	73	21.5

Player	Tackles	TFL	Sacks
Frankie Luvu (CAR, 2022)	111	19	7.0
Devin White (TB, 2020)	140	15	9.0
Lavonte David (TB, 2013)	144	21	7.0
Daryl Washington (ARI, 2012)	134	15	9.0
Bradie James (DAL, 2008)	117	15	8.0

Source: TruMedia



24 VONN BELL

- Through seven games, Bell is fourth on the team with 33 total tackles and tied for third with two passes defended despite missing Weeks 6-8 due to injury. In Week 2 against the team that drafted him in 2016, the New Orleans Saints, Bell tallied six tackles, two passes defended and his seventh-career interception. In Week 5 at Detroit, Bell recorded a season-high and led the team with nine tackles.
- Since entering the league in 2016, he ranks in the top 10 amongst defensive backs in several defensive categories over that time span: second in total tackles (655), second in forced fumbles (15), first in fumble recoveries (11) and fourth in QB hits (26).

OFFENSIVE NOTES - WR ADAM THIELEN



MOVE THE CHAINS

- WR Adam Thielen has been efficient in extending drives for his offenses. This season, Thielen has tallied 35 receptions for first downs, good for sixth in the league.

MOST RECEIVING FIRST DOWNS, 2023 SEASON

Rank	Team	Name	Rec.
1	MIA	Tyreek Hill	45
2	PHI	A.J. Brown	43
3	CIN	Ja'Marr Chase	40
4	LAR	Puka Nacua	38
5	BUF	Stefon Diggs	37
6	CAR	Adam Thielen	35
7	DET	Amon-Ra St. Brown	33

MOST RECEIVING FIRST DOWNS SINCE 2016, NFC

Rank	Team	Name	1Ds.
1t	TB	Mike Evans	442
2	GB	Davante Adams	365
3	MIN/CAR	Adam Thielen	364
4	NO	Michael Thomas	357
5	ATL/TB/PHI	Julio Jones	338

SINCE 2016, THIELEN RANKS THIRD IN THE NFC IN RECEPTIONS RESULTING IN FIRST DOWNS

19 ADAM THIELEN

SURE HANDS

- WR Adam Thielen has started his time with the Carolina Panthers on the right foot. Through seven games, he has recorded 581 receiving yards on 57 receptions (10.2 avg.) and four touchdowns. His 57 receptions tie for sixth in the league and tied for third in the NFC. His 581 receiving yards also rank seventh in the NFC.
- This season, Thielen has had at least seven receptions in six-consecutive games, the second longest streak ever by a Panthers player behind Christian McCaffrey's run of seven straight in 2019

MOST RECEPTIONS (2023 SEASON)

Rank	Team	Name	Rec.	Yds.	Avg.
1	BUF	Stefon Diggs	67	748	11.7
2	MIA	Tyreek Hill	61	1,014	16.6
	LAR	Puka Nacua	61	795	13.0
4	PHI	A.J. Brown	60	939	15.7
	CIN	Ja'Marr Chase	60	656	10.9
6	CAR	Adam Thielen	57	581	10.2
	DET	Amon-Ra St. Brown	57	665	11.7

GETTING FREE SINCE '16

- Since 2016, WR Adam Thielen has been among the NFC's best at his position. Over the past eight seasons, Thielen ranks third in the conference in receptions (571), third in receiving first downs (364), third in receiving touchdowns (58) and fourth in receiving yards (6,982).

MOST RECEPTIONS SINCE 2016, NFC

Rank	Team	Name	Rec.
1	GB	Davante Adams	581
2	TB	Mike Evans	574
3	MIN/CAR	Adam Thielen	571
4	NO	Michael Thomas	564
5	PHI/ARI	Zach Ertz	540

MOST RECEIVING TDs SINCE 2016, NFC

Rank	Team	Name	TDs.
1t	TB	Mike Evans	71
1t	GB	Davante Adams	69
3t	MIN/CAR	Adam Thielen	58
4	SEA	Tyler Lockett	51
5	LAR	Cooper Kupp	47

MOST RECEIVING YDS SINCE 2016, NFC

Rank	Team	Name	YDs.
1	TB	Mike Evans	8,675
2	GB	Davante Adams	7,192
3	ATL/TB	Julio Jones	7,005
4	MIN/CAR	Adam Thielen	6,982
5	SEA	Tyler Lockett	6,806

SPECIAL TEAMS NOTES

10 JOHNNY HEKKER

- Punter Johnny Hekker through seven games has been a field position weapon for the Panthers, landing 11 punts inside the 20-yard line. His 11 inside the 20 punts are tied for seventh in the NFC. His 44.2 net punting average ranks fifth in the NFL.
- Hekker finished 2022 with a league-leading 39 punts inside the 20, setting a franchise single-season record previously held by Todd Sauerbrun (35 in 2001). Hekker was named to the All-NFC team by PFWA for his efforts.
- In 2022, Hekker set a team record and ranked third in the NFL with a 44.12-yard net punting average on 81 punts for 3,925 yards with six touchbacks and 231 punt return yards allowed. Best the previous record of 42.44 yards by Michael Palardy in 2017.
- He also set a team record and ranked ninth in the NFL with 48.46-yard gross punting average which was held previously by Brad Nortman who posted a 47.77-yard average in 2013.

4 EDDY PIÑEIRO

- Piñeiro kicked a game-winning 23-yard field goal in Week 8 against the Houston Texans. After going three-for-three against Houston, Piñeiro has now made 24-consecutive field goals at Bank of America Stadium.
- In Week 4 against the Minnesota Vikings, Piñeiro converted a career-long 56-yard field goal as time expired in the first half, which is good for the third-longest field goal in franchise history behind Graham Gano's 63-yarder in 2018 and Zane Gonzalez's 57-yarder in 2021.
- Since 2019, Piñeiro is eight-for-nine (88.9 percent) of field goals attempts from 50-or-more yards. His 88.9 field-goal percentage on field goal attempts of at least 50 yards or more ranks first in the NFL during that span (min. nine attempts).
- Since 2019, Piñeiro is 76-for-85 (89.4 percent) on field goal attempts. His 89.4 field-goal percentage is the fourth-highest in that span (min. 80 attempts).
- Piñeiro finished 2022 ranked fourth in the NFL and second in team history with 33 field goals made (33 of 35

44 JJ JANSEN

LONGEST - TENTURED PANTHER

- Longsnapper JJ Jansen is the longest tenured Panther with 233 games played and surpassed John Kasay (221) in Week 14 of 2022 at Seattle. He now holds the record with 233 career games played in a Panther uniform.
- A cornerstone on special teams for the Panthers, Jansen has played in every game during his 15-year career as a Panther dating back to 2009.
- Jansen was named to the Pro Bowl in 2013 after being successful on all 139 snaps. He contributed in helping kicker Graham Gano convert 24-of-27 field goal attempts, including a franchise-record six made field goals of 50 yards or more.
- Jansen was originally signed by the Green Bay Packers as an undrafted free agent in 2008 and was later acquired by the Carolina Panthers in 2009 for a conditional pick in the 2011 NFL Draft.

GAMES PLAYED AS A PANTHER

1 - JJ Jansen, LS	233
2 - John Kasay, K	221
3 - Steve Smith, WR	182
4 - Thomas Davis, LB	176
5 - Jordan Gross, OT	167

LONGEST FIELD GOALS PANTHER HISTORY

Rk.	Player	Yards	Year
1	Graham Gano	63	2018
2	Zane Gonzalez	57	2021
3t	Eddy Pineiro	56	2023
3t	Joey Slye	56	2020

10 FGS

K Eddy Pineiro (45) needs 10 field goals made to pass Joey Slye (54) for third all-time in Panther history.

FIELD GOALS MADE (PANTHER HISTORY)

Rank	Player	FGs
1	John Kasay	351
2	Graham Gano	165
3	Joey Slye	54
4	Eddy Pineiro	45
5	Joe Nedney	26

2023 NEW FACES



VONN BELL
5'11" // 215
OHIO STATE
ROSSVILLE, GA.

24
S

EXP: 8 • Previous Team: CINCINNATI

Since entering the league in 2016, Bell ranks in the top 10 amongst defensive backs in several defensive categories over that time span: second in total tackles (655), tied for sixth in sacks (9.5), second in forced fumbles (15), first in fumble recoveries (11) and fourth in quarterback hits (26). Bell has played in 12 career postseason games and his three career sacks in the playoffs are tied for the most all-time by a defensive back.



DJ CHARK JR.
6'4" // 205
LSU
ALEXANDRIA, LA.

17
WR

EXP: 6 • Previous Team: DETROIT

While a Lion, from weeks 11-18 of the 2022 season, Chark gained the fifth-most receiving yards (280) on vertical routes league wide according to Next Gen Stats. Over that same time period, Chark was fourth in the NFL with 17.6 yards per reception. He was named a Pro Bowler in 2019 after posting career-highs in receptions (73), receiving yards (1,008) and receiving touchdowns (8).




ANDY DALTON
6'2" // 220
TCU
KATY, TEXAS

14
QB

EXP: 13 • Previous Team: NEW ORLEANS

Andy Dalton was originally drafted by Cincinnati in the second round of the 2011 NFL Draft and played his first nine seasons in the league for the Bengals (2011-19). A three-time Pro Bowler, Dalton's 3,408 completions and 38,511 career passing yards rank 10th since entering the league in 2011.



JUSTIN HOUSTON
6'3" // 270
GEORGIA
STATESBORO, GA.

50
OLB

EXP: 13 • Previous Team: BALTIMORE

A four-time Pro Bowler (2012-15), Houston ranks third among active players with 112.0 career sacks, fifth with 185 quarterback hits and sixth with 131 tackles for loss. Houston enters this season with at least 10+ quarterback hits in six-straight seasons which is tied for the 12th longest streak in the NFL.




HAYDEN HURST
6'4" // 250
SOUTH CAROLINA
JACKSONVILLE, FLA.

81
TE

EXP: 6 • Previous Team: CINCINNATI

Hurst has racked up 1,834 career receiving yards and 15 touchdowns on 191 receptions. In 2020, Hurst posted a career-high 571 receiving yards and six receiving touchdowns on 56 receptions. A former South Carolina Gamecock (2015-17), Hurst had 100 career receptions for 1,281 yards and three touchdowns. In 2017, he was named first-team All-SEC by the coaches and the Associated Press.



MILES SANDERS
5'11" // 211
PENN STATE
PITTSBURGH, PA.

6
RB

EXP: 5 • Previous Team: PHILADELPHIA

A former second round pick of the Eagles in 2019, Sanders ranks 11th in rushing yards since entering the league (3,898) and is one of 14 players since 2000 with 750+ rushing yards in each of their first four seasons. He was named to his first Pro Bowl this past season after posting career highs in rushing yards (1,269) and touchdowns on the ground (11).



ADAM THIELEN
6'2" // 200
MINNESOTA STATE
DETROIT LAKES, MINN.

19
WR

EXP: 10 • Previous Team: MINNESOTA

A two-time Pro Bowl selection (2017-18), Thielen ranks 16th in receiving yards (7,263) league-wide since 2014. His 59 receiving touchdowns is ninth most among active players and his seven straight seasons with four-plus receiving touchdowns is tied for the second-longest active streak in the league.



SHY TUTTLE
6'3" // 300
TENNESSEE
WELCOME, NC.

99
DE

EXP: 5 • Previous Team: NEW ORLEANS

Tuttle appeared in 63 games for the Saints (33 starts), compiling 143 career total tackles. His 18 career passes defended is leads all NFC defensive linemen since entering the league in 2019. A native of Welcome, N.C., Tuttle is a graduate of North Davidson High School.



DeSHAWN WILLIAMS
6'1" // 292
CLEMSON
CENTRAL, SC.

96
DE

EXP: 5 • Previous Team: DENVER

DeShawn Williams returns to his hometown for his first season in a Panther uniform. Williams enters his fifth season in the league, having spent the last three seasons with the Denver Broncos (2020-22). Over his career, Williams has tallied 134 total tackles and eight sacks. Last season for the Broncos, Williams appeared in 17 games (15 starts) and racked up 37 total tackles and a career-high 4.5 sacks.

2023 DRAFT CLASS

**BRUCE
YOUNG**



**ROUND
ONE**
1

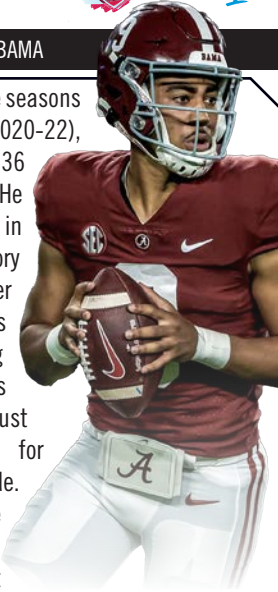
**JONATHAN
MINGO**



**ROUND
TWO**
39

QUARTERBACK | ALABAMA

Young played three seasons at Alabama (2020-22), appearing in 36 career games. He finished second in program history with 8,356 career passing yards and 80 passing touchdowns despite playing just three seasons for the Crimson Tide. Capped by the Heisman Trophy, in 2021, Young set the Alabama single-season marks for passing yards (4,872) and touchdowns (47). He also earned second team All-American and second team All-SEC honors in his final season with the Crimson Tide after throwing for 3,328 passing yards and 32 touchdowns.



WIDE RECEIVER | MISSISSIPPI

Mingo played four seasons at Ole Miss (2019-22), appearing in 40 career games. During his time in Oxford, he amassed 1,758 yards on 112 receptions (15.7 avg.) and 12 touchdowns. As a senior, he earned all-SEC second team honors as voted on by the coaches after totaling a career-high 51 receptions for 861 yards (16.9 avg.) and five touchdowns. He owns Mississippi's school record for single-game receiving yards, where he posted 247 yards against Vanderbilt in his senior year.



2023 DRAFT CLASS

DT
JOHNSON



ROUND
THREE
80

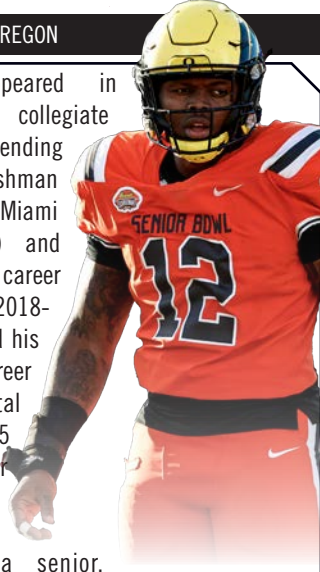
CHANDLER
ZAVALA



ROUND
FOUR
114

LINEBACKER | OREGON

Johnson appeared in 42 career collegiate games, spending his freshman year at Miami (Fla.) (2017) and finishing his career at Oregon (2018-22). He closed his collegiate career with 67 total tackles, 19.5 tackles for loss and nine sacks over six seasons. As a senior, he earned Coaches Pac-12 All-Conference honorable mention after posting career-highs in total tackles (39), tackles for loss (8.5) and sacks (6.0). As a redshirt sophomore, Johnson was one of two players in the nation with at least seven tackles, three tackles for loss, one sack and a forced fumble in a single game.



OFFENSIVE LINE | NC STATE

Zavala played his last two seasons at North Carolina State (2021-22) after beginning his career at Fairmont State (2017-19). He earned first-team All-Mountain East Conference honors during his final two seasons at Fairmont State where he started 21 games at left guard in that span. During his senior season at North Carolina State, he was named first-team All-ACC and Academic All-ACC after starting all 12 games.



2023 DRAFT CLASS

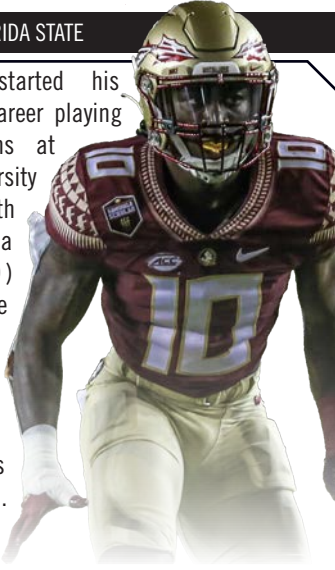
**JAMMIE
ROBINSON**



**ROUND
FIVE**
145

SAFETY | FLORIDA STATE

Robinson started his collegiate career playing two seasons at the University of South Carolina (2019-20) before transferring to Florida State for his final two seasons (2021-22). With the Gamecocks and Seminoles, he posted 319 career tackles, including 15.5 tackles for loss, one sack, seven interceptions, 16 pass breakups, three forced fumbles and one fumble recovery. He earned first-team All-ACC honors in both his junior and senior seasons at Florida State after leading the team in back-to-back seasons in tackles, totaling 85 in his junior season and 99 in his senior season.



2022 SEASON NOTES

BY THE NUMBERS

12.5

DE Brian Burns led the team and finished tied for eighth in the NFL with a career-high 12.5 sacks. Finishing just 2.5 sacks shy of the single-season franchise record, Burns has racked up 38.0 sacks in his four NFL seasons (second-most in franchise history).

570

Carolina set a new team record with 570 yards of total offense against the Lions in Week 16 (320 rushing, 250 passing). The previous record was 548 yards set by the Panthers in 2017 against Miami.

226

LS JJ Jansen moved into first place in team history with 226 games played after playing in every game for the 14th consecutive season since joining the Panthers in 2009. He surpassed John Kasay's record of 221 games played in Week 14 against Seattle.

19

Dating back to Week Eight, K Eddy Piñeiro connected on 19 consecutive field goals to end the season. Piñeiro finished the season connecting on 33 of 35 field goal attempts. His 94.3 field goal percentage was the second-highest in the NFL in 2022 and the second-highest in a single season in team history.

320

The Panthers set a team record in Week 16 against the Lions, rushing for 320 yards on 43 attempts (7.44 ypc). It was the second-most rushing yards by a team this season (PHI - 363 in Week 12), and tied for the 15th-most in the NFL since 2000.

39

PFWA All-NFC P Johnny Hekker set a team record and led the NFL with 39 punts inside the 20. The record was previously held by Todd Sauerbrun who had 35 punts inside the 20 in 2001.

2

After having 13 different starting lineups along the offensive line a season ago, the Panthers had just two different starting five combinations up front in 2022. The unit up front gave up just 36 sacks this season after the team allowed 52 the season before.

67

According to TruMedia.com stats, DT Derrick Brown tied the franchise record for tackles by a defensive lineman (67) in 2022. DE Mike Rucker set the record of 67 tackles in 2002.





17.6

Over the course of the last eight weeks of the season (Weeks 11-18), WR Terrace Marshall Jr. ranked third league-wide averaging 17.6 yards per reception.

SEASON HIGHLIGHTS

- DE Brian Burns was named a Pro Bowl starter for the second season in a row and garnered PFWA All-NFC honors after finishing tied for eighth in the NFL with a career-high 12.5 sacks and tying for seventh with 17 tackles for loss. Burns earned NFC Defensive Player of the Week in Week 12 against the Broncos, after recording two sacks, a forced fumble and a pass defended in a 23-10 victory.
- K Eddy Piñeiro ranked fourth in the NFL with a career-high 33 field goals, the second most in franchise history. Piñeiro ranked second in the NFL and in franchise history with a 94.3 field goal percentage. He tied for sixth in the NFL in points scored (129). Piñeiro garnered NFC Special Teams Player of the Week in Week 14 after connecting on all three of his field goal attempts (47, 32 and 39 yards) and three extra points in the Panthers 30-24 win over the Seahawks.
- The Panthers set a new team record, blocking four opponent field goal attempts in 2022. DE Yetur Gross-Matos tied a team record by blocking two field goal attempts. DE Henry Anderson recorded his fifth career blocked kick (FGs and XPs) which is tied for third in the NFL among active players. CB CJ Henderson blocked a kick in Week 18 against Tampa Bay to set the record.
- LB Shaq Thompson led the Panthers with a career-high 135 total tackles and became the fifth player in team history to amass 100 tackles in four consecutive seasons. Thompson recorded 10+ tackles in five games this season, bringing his career total to 22 games with at least 10+ tackles, the fourth-most in franchise history.
- LB Frankie Luvu set career-highs in nearly every defensive category, finishing with 111 total tackles, 19 tackles for loss and 7.0 sacks. His 19 tackles for loss are tied for the second-most in a single season in franchise history. Over the final nine weeks of the season, Luvu was the only player in the NFL to record 50+ tackles and 6.0 sacks.

2022 NFC SOUTH STANDINGS

	Win	Loss	Tie	PF	PA	PDiff
 Tampa Bay	8	9	0	313	358	-45
 Carolina	7	10	0	347	374	-27
 New Orleans	7	10	0	330	345	-15
 Atlanta	7	10	0	365	386	-21

NOTABLE 2022 INDIVIDUAL MILESTONES & RECORDS

53 BRIAN BURNS

FRANCHISE RECORDS SINGLE SEASON

- Became the 10th player in team history to record 10 or more sacks

SINGLE-SEASON CAREER HIGHS

- Sacks (12.5)
- Total tackles (63)
- Tackles for loss (17)
- Quarterback hits (22)

4 EDDY PINEIRO

FRANCHISE RECORDS SINGLE SEASON

- Second most field goals made (33)
- Second-highest field goal percentage (94.29)

SINGLE-SEASON CAREER HIGHS

- Longest field goal made (54 yards)
- Field goals made of 40+ (15)
- Points scored (129)

95 DERRICK BROWN

FRANCHISE RECORDS SINGLE SEASON

- Recorded 67 total tackles, tying Mike Rucker (67 in 2002) for the most tackles in a season by a Panthers defensive lineman.
- Recorded seven passes defended, tied for third most in a season by a Panthers defensive lineman.

SINGLE-SEASON CAREER HIGHS

- Total tackles (67)
- Solo tackles (30)
- Assists on tackles (37)
- Passes defended (7)

10 JOHNNY HEKKER

FRANCHISE RECORDS SINGLE SEASON

- Gross yard punting average (48.46)
- Net yard punting average (44.12)
- Punts Inside the 20 (39)

SINGLE-SEASON CAREER HIGHS

- Yards per punt (48.5)

44 JJ JAANSEN

FRANCHISE RECORDS CAREER

- Most career games played (226)

97 YETUR GROSS-MATOS

FRANCHISE RECORDS SINGLE SEASON

- Tied team record for most blocked field goals in a season (2)
- Third most opponent fumble recoveries (3)

7 SHAW THOMPSON

FRANCHISE RECORDS CAREER

- Became the fifth player in team history to amass 100 tackles in four consecutive seasons.
- Recorded 10+ tackles in five games, bringing his career total to 22 games which ranks fourth in franchise history.

SINGLE-SEASON CAREER HIGHS

- Total tackles (135)
- Solo tackles (78)
- Assists on tackles (57)

49 FRANKIE LUWU

FRANCHISE RECORDS SINGLE SEASON


- Finished the season with 19 tackles for loss, tied for the second-most in franchise history in a single season.

SINGLE-SEASON CAREER HIGHS

- Total tackles (111)
- Solo tackles (76)
- Assists on tackles (35)
- Tackles for loss (19)
- Sacks (7.0)



PANTHERS COORDINATORS



THOMAS
BROWN

OFFENSIVE COORDINATOR



Thomas Brown is in his first season as offensive coordinator for the Carolina Panthers, joining the team after three seasons (2020-22) with the Rams, including the last two as assistant head coach. Brown initially joined Los Angeles as the running backs coach (2020) after nine seasons coaching in college.

Winning Super Bowl LVI with the Rams (2021), Brown was part of an offense that ranked seventh in the NFL in points scored (27.1 ppg) and ninth in total yards (372.1 ypg). Los Angeles was one of six teams with two running backs to rush for over 680 yards with Sony Michel totaling 845 rush yards and Darrell Henderson adding 688 yards. The previous season (2020), he oversaw a rushing attack that finished 10th in the league, averaging 126.1 rushing yards per game. The running back room was led by rookie Cam Akers who produced a team-best 625 yards.

Prior to his NFL career, Brown served as the running backs coach at the University of South Carolina (2019), where he oversaw a balanced rushing attack, which included two running backs with over 500 yards on the year.

Brown spent three seasons as the Miami Hurricanes' offensive coordinator and running backs coach (2016-18). The Canes rushed for 2,489 yards, an average of 5.2 yards per carry while scoring 25 rushing touchdowns (2018). Running back Travis Homer earned second-team All-ACC recognition despite taking over as the starting running back five games into the season (2017) and the previous year (2016), All-ACC back Mark Walton become the 11th running back in program history to rush for over 1,000 yards.

Brown returned to his alma mater, the University of Georgia (2015), where he coached a running backs group that featured future pros Sony Michel and Nick Chubb as the duo surpassed 1,900 combined rushing yards.

Prior to his stint at Georgia, Brown spent the 2014 season at the University of Wisconsin, coaching Heisman Trophy runner-up Melvin Gordon. Under Brown's leadership, Gordon posted the second-best season by a running back with 2,587 rushing yards and 32 total touchdowns. Gordon combined with fellow running back Corey Clement, also a future pro, to run for 3,536 yards on the year, breaking the single-season FBS record for rushing yards by teammates. Wisconsin's 6.91 yards per rushing attempt average in the 2014 season was the fourth-best mark in FBS history.

Before Wisconsin, Brown was a running backs coach at Marshall (2013) and the University of Tennessee-Chattanooga (2012). He started his coaching career as an assistant strength & conditioning coach at Georgia (2011).


As a pro, Brown was selected in the sixth round (No. 172 overall) of the 2008 NFL Draft by the Atlanta Falcons and spent the 2009 season with the Cleveland Browns before retiring to pursue coaching opportunities.

Brown played collegiately at Georgia, helping the Bulldogs to the 2005 SEC championship. He finished his career as the fifth-leading rusher in Georgia history with 2,646 career yards and led the team in rushing (2005-06). He totaled 26 touchdowns in his collegiate career, scoring rushing, receiving and on kickoff return.

A Tucker, Ga. native, Brown attended Tucker High School. He earned his bachelor's degree in speech communications from Georgia.

He and his wife, Jessica, have three children: Orlando, Tyson and Judah.

PANTHERS COORDINATORS



**EJIRO
EVERO**

DEFENSIVE COORDINATOR



Ejiro Evero is in his first season as defensive coordinator for the Carolina Panthers, joining the team after one season as the defensive coordinator for the Denver Broncos. Evero (full name pronounced: E-JAIR-oh E-VAIR-oh) brings 17 years of coaching experience, including 15 in the NFL, to the Panthers.

Under Evero's watch (2022), the Broncos defense ranked seventh in the NFL in total defense (320.0 yards per game), 10th in rushing defense, and second in opponent third down conversion percentage (34.1%). The team also finished in the top 10 in opponent points per drive (seventh – 1.71), opponent red zone touchdown rate (seventh – 51.1%), and defensive three-and-out percentage (fourth – 37.9%). The defense also ranked just outside the top 10 in a number of categories, including rushing yards per carry (11th – 4.26), pass defense (12th – 210.2 yards per game), and total takeaways (14th – 23).

A pair of Broncos' defensive backs – cornerback Patrick Surtain II and safety Justin Simmons – garnered postseason accolades. Surtain received first-team AP All-Pro honors and was named a starter for the AFC Pro Bowl team, while Simmons earned second-team AP All-Pro honors for his efforts.

Prior to Denver, Evero spent five seasons with the Los Angeles Rams, serving as secondary coach/pass game coordinator (2021) and safeties coach (2017-20).

During their Super Bowl-winning season (2021), Evero's secondary ranked tied for third in interceptions (19) and had 10 different players record at least one pick. Cornerback Jalen Ramsey and safety Taylor Rapp tied for the team lead in interceptions (4) and ranked tied for sixth in the NFC. Ramsey earned his second career Associated Press All-Pro selection and third career Pro Bowl.

Among playoff teams that season, the Rams allowed just 18.8 points per games and ranked second in total yards per game (282.3) and third in passing yards per contest (222.0) while generating at least one interception in each of the team's first three playoff games.

In 2020, Evero oversaw the back end of the league's top-ranked defense. The Rams ranked first in scoring defense (18.5), total yards per game (281.9), and passing yards per contest (190.7) while finishing in the Top 10 in sacks (second – 53) and rushing yards per game (third – 91.3).

As a defensive quality control coach for Green Bay (2016), Evero coached under then-Packers defensive coordinator and Dom Capers – whom he reunited with in Denver (2022) and Carolina (2023).

Evero spent the 2010 season coaching at the University of Redlands (Calif.), which is a member of NCAA Division III and the Southern California Intercollegiate Athletic Conference. He served as special teams coordinator/defensive backs coach and was part of a coaching staff that led the team to an 8-1 record that season.

In San Francisco for five seasons (2011-15), Evero started as a quality control coach (2011), before he worked as an offensive assistant (2012-13), switching sides of the ball as a defensive assistant (2014-15) for his final two years there.

Evero broke into the NFL as a defensive quality control coach for Tampa Bay for three seasons (2007-09). He began his coaching career as an assistant coach at his alma mater, the University of California-Davis (2005-06).

As a player, Evero a four-year letterman at UC Davis (1999-2000, '02-03), started at safety for three seasons. He was a two-time captain for the Aggies and was twice named a Division II All-American (2002-03).

In addition to his undergraduate degree, Evero earned his master's degree in business administration from National University (2006).

PANTHERS COORDINATORS



**CHRIS
TABOR**

SPECIAL TEAMS COORDINATOR



Chris Tabor is in his second season with the Carolina Panthers as the special teams coordinator. With 26 seasons of coaching experience, including 15 seasons in the NFL, Tabor engineered a significant turnaround in his first season (2022), helping the Panthers vault from 28th to fourth in Rick Gosselin's league-wide special teams rankings.

Among Tabor's specialists, kicker Eddy Piñeiro led all qualified NFL kickers with a field goal percentage of 94.3, second highest in franchise history, while his 33 field goals made also ranked second. Punter Johnny Hekker led the NFL with a franchise-record 39 punts inside the 20, while his net average of 44.1 yards per punt ranked third in the league.

The Panthers also led the NFL and set a franchise record with four blocked field goals and added a blocked extra point as well.

A special teams coordinator for Chicago (2018-21) and Cleveland (2011-17), Tabor entered the league as a special teams assistant with the Bears (2008).

Tabor coached a return specialist to the Pro Bowl in each of his seasons as coordinator in Chicago, as the Bears ranked fifth in yards per punt return (10.3) in that span and tied for sixth in the NFL with four special teams touchdowns. Chicago had top-10 finishes in total special teams EPA (expected points added) in both 2020 and 2021.

Jakeem Grant earned All Pro and Pro Bowl recognition (2021) after ranking third in the NFL with an 11.9-yard punt return average. His 97-yard return touchdown was the longest punt return score in Bears history. The year prior (2020), Cordarelle Patterson led all NFC kick returners for the second-straight season in both kick return average (29.1) and kick return yards (1,017). Patterson also set a franchise record with a 104-yard kickoff return touchdown. Kicker Cairo Santos (2020) also shined under Tabor, making 27 consecutive field goals, breaking Bears records in both consecutive single-season makes and overall consecutive makes spanning multiple seasons. Patterson earned the Pro Bowl nod (2019) after leading the league in kick return yards, while returner Tarik Cohen was picked for the Pro Bowl (2018) after leading the league in punt return yards.

In Cleveland, Tabor's unit was the only one in the NFL to have earned at least one AFC Special Teams Player of the Week award each season from 2011-2016. Kicker Phil Dawson and returner Joshua Cribbs earned Pro Bowl nods (2012). During his seven seasons with the Browns, he helped numerous players set NFL and franchise records. Punter Britton Colquitt set the Browns net punting average record in consecutive seasons with 40.3 (2016) and 40.6 (2017). In 2015, kicker Travis Coons set an NFL record with 18 consecutive field goals to start his career, while Andy Lee set a franchise record in punt average with 46.71.


Prior to joining the Browns, Tabor spent three seasons (2008-10) as assistant special teams coach with the Bears. During Tabor's first stint with the Bears, Chicago consistently ranked among the league leaders in numerous departments. The Bears ranked in the top five in no less than nine different special teams categories combined over that three-year period.

Prior to the NFL, Tabor spent two seasons at Western Michigan University (2006-07) as the running backs and special teams coach. He also spent four seasons at Utah State University (2002-05), where he was the running backs and special teams coach (2005) after being the Aggies' assistant head coach in charge of wide receivers (2002-04).

He was head coach Culver-Stockton College (2001), spent time as an assistant at the University of Missouri (1997-2000), getting his start at Central Methodist University (1995-96).

Tabor graduated from Benedictine College in Atchison, Kan., where he played four seasons at quarterback. He earned a master's degree in education from Columbia (Mo.) College. He and his wife, Nikki, have two daughters, Paityn and Lainey.

BANK OF AMERICA STADIUM



Located in the heart of uptown Charlotte, N.C., Bank of America Stadium is the premier destination for sports and entertainment in the Carolinas.

Opened in 1996, the stadium was once the home to just 10 professional football games per year. In 2022, the stadium played host to nearly 40 events. It is home to the NFL's Carolina Panthers and Charlotte's new Major League Soccer team, Charlotte FC. The stadium welcomes additional fans every year for many other exciting events, including the ACC Football Championship, college football kickoff and bowl games, international soccer matches, and concerts.

With the addition of the new sports and live entertainment options since David Tepper's purchase of the Panthers and Bank of America Stadium in 2018, the stadium has served as a primary driver for an increase in visits to Uptown Charlotte. In a six-day period in mid July 2022 (July 15-July 20) between two Garth Brooks concerts and the Charlotte FC/Chelsea FC match, Bank of America Stadium hosted more than 135,000 people.

The stadium has undergone extensive renovations over its lifetime. Most recently a privately-financed \$50 million project by Tepper Sports & Entertainment, completed in March 2022, that included the addition of a 211-foot-wide single LED screen along the stadium's Mint Street facade, an improved Lowe's East Gate leading to an upgraded main concourse with bars featuring 360-degree LED video boards, The Vault – a new premium club space, including field-level seating for events – soccer-specific locker rooms and a central player tunnel for Charlotte FC.

In addition to being a top sports and entertainment venue, Bank of America Stadium is a community asset. The stadium served as an early voting site in 2020 and 2022. In 2021, the stadium served as a mass vaccination site from January to May.

A COMMUNITY ASSET

Bank of America Stadium serves as a community asset for all. Several events that have occurred and are in the near future are highlighted below.

- Carolina Panthers and the American Heart Association host CPR training and education for Tepper Sports & Entertainment staff, players and PSL Owners Buffalo Bills Safety Damar Hamlin and AHA CEO Nancy Brown joined Nicole Tepper of Tepper Sports & Entertainment to inspire team.
- On August 18, the Carolina Panthers hosted the Keep Pounding High School Classic as state powers Northwestern HS (Rock Hill, S.C.) and Providence Day School (Charlotte, N.C.) played in the first-ever high school game at Bank of America Stadium.
- For the second season in a row, the Carolina Panthers hosted the CMS Girls High School Flag Football League Championship on May 13. Twenty-four high school teams participated in the spring league and all teams played their final games at Bank of America Stadium, culminating in the semi-final and championship games.
- On April 6, the Carolina Panthers lent a helping hand to nearby HBCU Johnson C. Smith and allowed the football team to utilize Bank of America Stadium for a spring practice. The university was replacing their field and reached out about the potential of using the stadium for a spring practice.
- The stadium's summer concerts were kicked off in fashion this year with Luke Combs performing back-to-back nights on July 14-15. Bank of America Stadium welcomes performing artist, Beyonce, right before football season on August 9, 2023.
- In May, Bank of America Stadium welcomed more than 20 Charlotte-Mecklenburg Schools for the spring semester's esports and STEM championships. Schools competed in five different categories, testing their abilities in game and app development, as well as in multiple video games.

UNOFFICIAL DEPTH CHART

(As of October 31, 2023)

OFFENSE

WR	17 DJ Chark Jr.	88 Terrace Marshall Jr.	
LT	79 Ikem Ekwonu	<u>61 Ricky Lee</u>	
LG	76 Calvin Throckmorton	<u>66 Nash Jensen</u>	64 Brett Toth
C	56 Bradley Bozeman		
RG	63 Austin Corbett	<u>62 Chandler Zavala</u>	68 Cade Mays
RT	72 Taylor Moton	74 David Sharpe	
TE	82 Tommy Tremble	84 Stephen Sullivan	
TE	81 Hayden Hurst		
WR	19 Adam Thielen	11 Ihmir Smith-Marsette	
WR	<u>15 Jonathan Mingo</u>	5 Laviska Shenault Jr.	
QB	<u>9 Bryce Young</u>	14 Andy Dalton	
RB	6 Miles Sanders	30 Chuba Hubbard	3 Raheem Blackshear

DEFENSE

DE	95 Derrick Brown	93 LaBryan Ray	
DT	99 Shy Tuttle	91 Nick Thurman	
DE	96 DeShawn Williams	93 LaBryan Ray	
OLB	0 Brian Burns	<u>52 DJ Johnson</u>	43 Luiji Vilain
LB	49 Frankie Luvu	57 Chandler Wooten	
LB	54 Kamu Grugier-Hill	40 Deion Jones	<u>53 Claudin Cherehus</u>
OLB	50 Justin Houston	90 Amaré Barno	
CB	23 CJ Henderson	13 Troy Hill	32 Dicaprio Bootle
CB	26 Donte Jackson	<u>29 D'Shawn Jamison</u>	
S	25 Xavier Woods	<u>22 Jammie Robinson</u>	<u>27 Alex Cook</u>
S	24 Vonn Bell	42 Sam Franklin Jr.	
NCB	21 Jeremy Chinn	13 Troy Hill	

SPECIALISTS

KR	5 Laviska Shenault Jr.	11 Ihmir Smith-Marsette	3 Raheem Blackshear
PR	11 Ihmir Smith-Marsette	3 Raheem Blackshear	
LS	44 JJ Jansen		
H	10 Johnny Hekker		
P	10 Johnny Hekker		
K	4 Eddy Piñeiro		

PRONUNCIATION GUIDE

UNOFFICIAL DEPTH CHART

Amaré Barno	uh-MARR-EE	Jammie Robinson	JAY-mee
Dicaprio Bootle	BOO-tle	Laviska Shenault Jr.	luh-VISK-uh shuh-NAULT
Claudin Cherehus	SHER-uh-lus	Ihmir Smith-Marsette	ah-MEER smith MARR-sett
Austin Corbett	CORE-bit	Stephen Sullivan	stuh-FAHN
Ikem Ekwonu	EE-kem eck-WAHN-oo	Adam Thielen	THEE-lin
Kamu Grugier-Hill	KAH-moo / GREW-jay HILL	Brett Toth	TOETH
Chuba Hubbard	CHEW-ba	Luiji Vilain	lou-EE-GEE vill-AIN
Frankie Luvu	LOO-vo	DeShawn Williams	DEE-shawn
Taylor Moton	MOAT-in	Xavier Woods	ECK-zay-vee-er
Eddy Piñeiro	pin-YERO	Chandler Zavala	zuh-VAWL-uh

ALPHABETICAL ROSTER

NO.	NAME	POS	HT	WT	DOB	EXP	COLLEGE	HOMETOWN	HOW ACQ	GP	GS	DNP	IA
90	Barno, Amare	OLB	6-6	245	4/26/1999	2	Virginia Tech	Blythewood, S.C.	D6a-22	7	0	0	0
24	Bell, Vonn	S	5-11	215	12/12/1994	8	Ohio State	Rossville, Ga.	FA-23	5	5	0	2
3	Blackshear, Raheem	RB	5-9	190	6/5/1998	2	Virginia Tech	Philadelphia, Pa.	FA-22	3	0	0	4
32	Bootle, Dicaprio	CB	5-10	180	9/17/1997	1	Nebraska	Miami, Fla.	FA-23	5	0	0	0
56	Bozeman, Bradley	C	6-5	325	11/24/1994	6	Alabama	Roanoke, Ala.	UFA-22 BAL	7	7	0	0
95	Brown, Derrick	DE	6-5	320	4/15/1998	4	Auburn	Buford, Ga.	D1-20	7	7	0	0
0	Burns, Brian	OLB	6-5	250	4/23/1998	5	Florida State	Fort Lauderdale, Fla.	D1-19	7	7	0	0
17	Chark Jr., DJ	WR	6-4	205	9/23/1996	6	LSU	Alexandria, La.	FA-23	6	4	0	1
53	Cherelus, Claudin	LB	6-2	230	2/9/1999	R	Alcorn State	Golden Gate, Fla.	WV-23 NYJ	6	0	0	1
27	Cook, Alex	S	6-1	196	5/21/1999	R	Washington	Sacramento, Calif.	WV-23 NYG	0	0	0	0
63	Corbett, Austin	G	6-4	305	9/5/1995	6	Nevada	Sparks, Nev.	UFA-22 LAR	1	1	0	0
14	Dalton, Andy	QB	6-2	220	10/29/1987	13	TCU	Katy, Texas	FA-23	3	1	4	0
79	Ekwonu, Ikem	T	6-4	320	10/31/2000	2	North Carolina State	Charlotte, N.C.	D1-22	7	7	0	0
42	Franklin Jr., Sam	S	6-3	210	2/2/1996	4	Temple	Crystal River, Fla.	FA-20	7	4	0	0
54	Frugier-Hill, Kamu	LB	6-2	230	5/16/1994	8	Eastern Illinois	Papakolea, Hawaii	FA-23	7	1	0	0
10	Hekker, Johnny	P	6-5	225	2/8/1990	12	Oregon State	Bothell, Wash.	UFA-22 LAR	7	0	0	0
23	Henderson, CJ	CB	6-1	205	9/30/1998	4	Florida	Miami, Fla.	TR-21 JAX	7	6	0	0
13	Hill, Troy	CB	5-11	180	8/29/1991	9	Oregon	Youngstown, Ohio	FA-23	7	1	0	0
50	Houston, Justin	OLB	6-3	270	1/21/1989	13	Georgia	Statesboro, Ga.	FA-23	7	7	0	0
30	Hubbard, Chuba	RB	6-1	210	6/11/1999	3	Oklahoma State	Alberta, Canada	D4-21	7	2	0	0
81	Hurst, Hayden	TE	6-4	250	8/24/1993	6	South Carolina	Jacksonville, Fla.	FA-23	7	6	0	0
26	Jackson, Donte	CB	5-10	180	11/8/1995	6	LSU	Metairie, La.	D2-18	6	6	0	1
29	Jamison, D'Shawn	DB	5-9	185	6/4/1999	R	Texas	Houston, Texas	WV-23 SF	6	2	0	1
44	Jansen, JJ	LS	6-2	235	12/20/1986	16	Notre Dame	Phoenix, Ariz.	TR-09 GB	7	0	0	0
66	Jensen, Nash	OL	6-4	329	5/7/1999	R	North Dakota State	Maple Grove, Minn.	FA-23	4	0	0	3
52	Johnson, D.J.	OLB	6-4	270	10/29/1998	R	Oregon	Sacramento, Calif.	D3-23	4	0	1	2
40	Jones, Deion	LB	6-1	227	11/4/1994	7	LSU	New Orleans, La.	FA-23	3	2	0	2
61	Lee, Ricky	T	6-6	305	11/6/1999	R	North Carolina A&T	Jacksonville, Fla.	FA-23	5	0	1	1
49	Luvu, Frankie	LB	6-3	235	9/19/1996	6	Washington State	Tafuna, American Samoa	FA-21	7	7	0	0
88	Marshall Jr., Terrace	WR	6-2	200	6/9/2000	3	LSU	Bossier City, La.	D2-21	2	2	1	0
68	Mays, Cade	G	6-6	325	4/26/1999	2	Tennessee	Knoxville, Tenn.	D6b-22	7	2	0	0
15	Mingo, Jonathan	WR	6-2	225	4/20/2001	R	Mississippi	Brandon, Miss.	D2-23	6	6	0	1
72	Mono, Taylor	T	6-5	325	8/14/1994	7	Western Michigan	Okemos, Mich.	D2b-17	7	7	0	0
4	Piñero, Eddy	K	5-11	190	9/13/1995	4	Florida	Miami, Fla.	FA-22	7	0	0	0
93	Ray, LaBryan	DT	6-4	290	12/5/1997	1	Alabama	Madison, Ala.	FA-23	7	0	0	0
22	Robinson, Jammie	S	5-11	195	1/24/2001	R	Florida State	Cordele, Ga.	D5-23	6	0	0	1
6	Sanders, Miles	RB	5-11	211	5/1/1997	5	Penn State	Pittsburgh, Pa.	FA-23	6	5	0	0
74	Sharpe, David	T	6-6	346	10/21/1995	5	Florida	Jacksonville, Fla.	FA-23	1	0	0	5
5	Shenault Jr., Laviska	WR	6-1	220	10/5/1998	4	Colorado	DeSoto, Texas	TR-22 JAX	6	0	0	1
11	Smith-Marsette, Ihmir	WR	6-1	185	8/29/1999	3	Iowa	Newark, N.J.	TR-23 KC	7	0	0	0
84	Sullivan, Stephen	TE	6-5	245	11/28/1996	2	LSU	Donaldsonville, La.	FA-20	2	0	0	0
19	Thielen, Adam	WR	6-2	200	8/22/1990	10	Minnesota State	Detroit Lakes, Minn.	FA-23	7	7	0	0
76	Throckmorton, Calvin	OL	6-5	309	8/16/1996	3	Oregon	Belleuve, Wash.	WV-23 NO	7	5	0	0
91	Thurman, Nick	DT	6-4	295	6/12/1995	2	Houston	Dallas, Texas	FA-23	7	0	0	0
64	Toth, Brett	OL	6-6	304	9/1/1996	5	Army	Charleston, SC	WV-23 PHI	0	0	0	1
82	Tremble, Tommy	TE	6-4	250	6/2/2000	3	Notre Dame	Peachtree Corners, Ga.	D3b-21	7	1	0	0
99	Tuttle, Shy	DE	6-3	300	10/20/1995	5	Tennessee	Welcome, N.C.	FA-23	7	7	0	0
43	Vilain, Luiji	OLB	6-4	252	3/10/1998	2	Wake Forest	Ottawa, Ontario, Canada	WV-23 MIN	0	0	0	1
96	Williams, DeShawn	DE	6-1	292	12/29/1992	5	Clemson	Central, S.C.	FA-23	7	2	0	0
25	Woods, Xavier	S	5-11	200	7/26/1995	7	Louisiana Tech	West Monroe, La.	UFA-22 MIN	4	4	0	3
57	Wooten, Chandler	LB	6-3	232	4/25/1999	2	Auburn	Acworth, Ga.	FA-22	7	0	0	0
9	Young, Bryce	QB	5-10	204	7/25/2001	R	Alabama	Pasadena, Calif.	D1-23	6	6	0	1
62	Zavala, Chandler	G	6-5	325	4/2/1999	R	North Carolina State	Boynton Beach, Fla.	D4-23	6	5	0	1
Injured Roster (9)													
94	Anderson, Henry	DE	6-6	300	8/3/1991	9	Stanford	Atlanta, Ga.	FA-22	0	0	0	0
21	Chinn, Jeremy	S	6-3	220	2/26/1998	4	Southern Illinois	Fishers, Ind.	D2b-20	6	6	0	0
70	Christensen, Brady	G	6-6	300	9/27/1996	3	BYU	Bountiful, Utah	D3a-21	1	1	0	0
97	Gross-Matos, Yetur	OLB	6-5	265	2/26/1998	4	Penn State	Spotsylvania, Va.	D2a-20	6	0	0	0
98	Haynes Sr., Marquis	OLB	6-2	235	12/16/1993	6	Mississippi	Jacksonville, Fla.	D4b-18	0	0	0	0
8	Horn, Jaycee	CB	6-1	200	11/26/1999	3	South Carolina	Alharetta, Ga.	D1-21	1	1	0	0
45	Ricci, Giovanni	TE	6-3	240	10/16/1996	3	Western Michigan	Loveland, Ohio	FA-20	5	0	0	1
80	Thomas, Ian	TE	6-4	260	6/6/1996	6	Indiana	Baltimore, Md.	D4a-18	5	2	0	0
7	Thompson, Shaq	LB	6-0	230	4/21/1994	9	Washington	Sacramento, Calif.	D1-15	2	2	0	0
Practice Squad (15)													
77	Brown, Deonte	G	6-4	335	1/15/1998	3	Alabama	Decatur, Ala.	FA-22	0	0	0	0
33	Cohen, Tarik	RB	5-6	196	7/26/1995	6	North Carolina A&T	Bunn, N.C.	FA-23	0	0	0	0
65	DiRenzo, J.D.	OL	6-6	315	7/27/1998	R	Rutgers	Hampton, N.J.	FA-23	0	0	0	0
41	Farley, Matthias	S	5-11	204	7/15/1992	8	Notre Dame	Charlotte, N.C.	FA-23	3	1	0	0
31	Jackson, Lamar	CB	6-2	212	4/13/1998	4	Nebraska	Elk Grove, Calif.	FA-23	0	0	0	0
87	Landers, Matt	WR	6-4	200	6/16/1999	R	Arkansas	St. Petersburg, Fla.	FA-23	0	0	0	0
16	Leota, Eku	OLB	6-4	257	5/11/1999	R	Auburn	Asheville, N.C.	FA-23	1	0	0	0
16	Luton, Jake	QB	6-6	224	4/11/1996	2	Oregon State	Marysville, Wash.	FA-23	0	0	1	0
85	Mathews, Jordan	TE	6-3	236	7/16/1992	7	Vanderbilt	FA-23	0	0	0	0	
78	Peavy, Jayden	DT	6-5	308	9/3/1999	1	Texas A&M	Bellaire, Texas	FA-23	0	0	0	0
86	Strachan, Mike	WR	6-5	225	8/13/1997	3	Charleston	Freeport, Bahamas	FA-23	0	0	0	0
48	Thomas, Jordan	OLB	6-5	277	8/2/1996	3	Mississippi State	Sumrall, Miss.	FA-23	0	0	0	0
92	Williams, Raequan	DE	6-4	305	2/14/1997	2	Michigan State	Chicago, IL	FA-22	0	0	0	0
71	Wormley, Chris	DE	6-5	300	10/25/1993	6	Michigan	Toledo, Ohio	FA-23	0	0	0	0
83	Wright, Derek	WR	6-1	195	8/13/1998	1	Utah State	Freemont, Utah	FA-22	0	0	0	0

NUMERICAL ROSTER

NO.	NAME	POS	HT	WT	DOB	EXP	COLLEGE	HOMETOWN	HOW ACQ	GP	GS	DNP	IA
0	Burns, Brian	OLB	6-5	250	4/23/1998	5	Florida State	Fort Lauderdale, Fla.	D1-19	7	7	0	0
3	Blackshear, Raheem	RB	5-9	190	6/5/1998	2	Virginia Tech	Philadelphia, Pa.	FA-22	3	0	0	4
4	Pinero, Eddy	K	5-11	190	9/13/1995	4	Florida	Miami, Fla.	FA-22	7	0	0	0
5	Shenault Jr., Laviska	WR	6-1	220	10/5/1998	4	Colorado	DeSoto, Texas	TR-22 JAX	6	0	0	1
6	Sanders, Miles	RB	5-11	211	5/1/1997	5	Penn State	Pittsburgh, Pa.	FA-23	6	5	0	1
9	Young, Bryce	QB	5-10	204	7/25/2001	R	Alabama	Pasadena, Calif.	D1-23	6	6	0	1
10	Hekker, Johnny	P	6-5	225	2/8/1990	12	Oregon State	Bothell, Wash.	UFA-22 LAR	7	0	0	0
11	Smith-Marsette, Ithmir	WR	6-1	185	8/29/1999	3	Iowa	Newark, N.J.	TR-23 KC	7	0	0	0
13	Hill, Troy	CB	5-11	180	8/29/1991	9	Oregon	Youngstown, Ohio	FA-23	7	1	0	0
14	Dalton, Andy	QB	6-2	220	10/29/1987	13	TCU	Katy, Texas	FA-23	3	1	4	0
15	Mingo, Jonathan	WR	6-2	225	4/20/2001	R	Mississippi	Brandon, Miss.	D2-23	6	6	0	1
17	Chark Jr., DJ	WR	6-4	205	9/23/1996	6	LSU	Alexandria, La.	FA-23	6	4	0	1
19	Thielen, Adam	WR	6-2	200	8/22/1990	10	Minnesota State	Detroit Lakes, Minn.	FA-23	7	7	0	0
22	Robinson, Jammie	S	5-11	195	1/24/2001	R	Florida State	Cordele, Ga.	D5-23	6	0	0	1
23	Henderson, CJ	CB	6-1	205	9/30/1998	4	Florida	TR-21 JAX	7	6	0	0	0
24	Bell, Vonn	S	5-11	215	12/12/1994	8	Ohio State	Rossville, Ga.	FA-23	5	4	0	2
25	Woods, Xavier	S	5-11	200	7/26/1995	7	Louisiana Tech	West Monroe, La.	UFA-22 MIN	4	5	0	3
26	Jackson, Donte	CB	5-10	180	11/8/1995	6	LSU	Metairie, La.	D2-18	6	6	0	1
27	Cook, Alex	S	6-1	196	5/21/1999	R	Washington	Sacramento, Calif.	WV-23 NYG	0	0	0	0
29	Jamison, D'Shawn	DB	5-9	185	6/4/1999	R	Texas	Houston, Texas	WV-23 SF	6	2	0	1
30	Hubbard, Chuba	RB	6-1	210	6/11/1999	3	Oklahoma State	Alberta, Canada	D4-21	7	2	0	0
32	Bootle, Dicaprio	CB	5-10	180	9/17/1997	1	Nebraska	Miami, Fla.	FA-23	5	0	0	0
40	Jones, Deion	LB	6-1	227	11/4/1994	7	LSU	New Orleans, La.	FA-23	3	2	0	2
42	Franklin Jr., Sam	S	6-3	210	2/2/1996	4	Temple	Crystal River, Fla.	FA-20	7	4	0	0
43	Vilain, Luiji	OLB	6-4	252	3/10/1998	2	Wake Forest	Ottawa, Ontario, Canada	WV-23 MIN	0	0	0	1
44	Jansen, JJ	LS	6-2	335	1/22/1986	16	Notre Dame	Phoenix, AZ	TR-09 GB	7	0	0	0
49	Luvu, Frankie	LB	6-3	235	9/19/1996	6	Washington State	Tafuna, American Samoa	FA-21	7	7	0	0
50	Houston, Justin	OLB	6-3	270	1/21/1989	13	Georgia	Statesboro, Ga.	FA-23	7	7	0	0
52	Johnson, D.J.	OLB	6-4	270	10/29/1998	R	Oregon	Sacramento, Calif.	D3-23	4	0	1	2
53	Cherelus, Claudin	LB	6-2	230	2/9/1999	R	Alcorn State	Golden Gate, Fla.	WV-23 NYJ	6	0	0	1
54	Gruzier-Hill, Kamu	LB	6-2	230	5/16/1994	8	Eastern Illinois	Papakolea, Hawaii	FA-23	7	1	0	0
56	Bozeman, Bradley	C	6-5	325	11/24/1994	6	Alabama	Roanoke, Ala.	UFA-22 BAL	7	7	0	0
57	Wooten, Chandler	LB	6-3	232	4/25/1999	2	Auburn	Acowrth, Ga.	FA-22	7	0	0	0
61	Lee, Ricky	T	6-6	305	11/16/1999	R	North Carolina A&T	Jacksonville, Fla.	FA-23	5	0	1	1
62	Zavala, Chandler	G	6-5	325	4/2/1999	R	North Carolina State	Boynton Beach, Fla.	D4-23	6	5	0	1
63	Corbett, Austin	G	6-4	305	9/5/1995	6	Nevada	Sparks, Nev.	UFA-22 LAR	1	1	0	0
64	Toth, Brett	OL	6-6	304	9/1/1996	5	Army	Charleston, SC	WV-23 PHI	0	0	0	1
66	Jensen, Nash	OL	6-4	329	5/7/1999	R	North Dakota State	Maple Grove, Minn.	FA-23	4	0	0	3
68	Mays, Cade	G	6-6	325	4/26/1999	2	Tennessee	Knoxville, Tenn.	D6b-22	7	2	0	0
72	Moton, Taylor	T	6-5	325	8/14/1994	7	Western Michigan	Okemos, Mich.	D2b-17	7	7	0	0
74	Sharpe, David	T	6-6	346	10/21/1995	5	Florida	Jacksonville, Fla.	FA-23	1	0	0	5
76	Throckmorton, Calvin	OL	6-5	309	8/16/1996	3	Oregon	Bellevue, Wash.	WV-23 NO	7	5	0	0
79	Ekwonu, Ikem	T	6-4	320	10/31/2000	2	North Carolina State	Charlotte, N.C.	D1-22	7	7	0	0
81	Hurst, Hayden	TE	6-4	250	8/24/1993	6	South Carolina	Jacksonville, Fla.	FA-23	7	6	0	0
82	Tremble, Tommy	TE	6-4	250	6/2/2000	3	Notre Dame	Peachtree Corners, Ga.	D3b-21	7	1	0	0
84	Sullivan, Stephen	TE	6-5	245	11/28/1996	2	LSU	Donaldsonville, La.	FA-20	2	0	0	0
88	Marshall Jr., Terrace	WR	6-2	200	6/9/2000	3	LSU	Bossier City, La.	D2-21	6	2	1	0
90	Barno, Amaré	OLB	6-6	245	4/26/1999	2	Virginia Tech	Blythewood, S.C.	D6a-22	7	0	0	0
91	Thurman, Nick	DT	6-4	295	6/12/1995	2	Houston	Dallas, Texas	FA-23	2	0	0	0
93	Ray, LaBryan	DT	6-4	290	12/5/1997	1	Alabama	Madison, Ala.	FA-23	7	0	0	0
95	Brown, Derrick	DE	6-5	320	4/15/1998	4	Auburn	Buford, Ga.	D1-20	7	7	0	0
96	Williams, DeShawn	DE	6-1	292	12/29/1992	5	Clemson	Central, S.C.	FA-23	7	2	0	0
99	Tuttle, Shay	DE	6-3	300	10/20/1995	5	Tennessee	Welcome, N.C.	FA-23	7	7	0	0
Injured Reserve (9)													
7	Thompson, Shaq	LB	6-0	230	4/21/1994	9	Washington	Sacramento, Calif.	D1-15	2	2	0	0
8	Horn, Jaycee	CB	6-1	200	11/26/1999	3	South Carolina	Alpharetta, Ga.	D1-21	1	1	0	0
21	Chinn, Jeremy	S	6-3	220	2/26/1998	4	Southern Illinois	Fishers, Ind.	D2b-20	6	6	0	0
45	Ricci, Giovanni	TE	6-3	240	10/16/1996	3	Western Michigan	Loveland, Ohio	FA-20	5	0	0	1
70	Christensen, Brady	G	6-6	300	9/27/1996	3	BYU	Bountiful, Utah	D3a-21	1	1	0	0
80	Thomas, Ian	TE	6-4	260	6/6/1996	6	Indiana	Baltimore, Md.	D4a-18	5	2	0	0
94	Anderson, Henry	DE	6-6	300	8/3/1991	9	Stanford	Atlanta, Ga.	FA-22	0	0	0	0
97	Gross-Matos, Yetur	OLB	6-5	265	2/26/1998	4	Penn State	Jacksylvania, Va.	D2a-20	6	0	0	0
98	Haynes Sr., Marquis	OLB	6-2	235	12/16/1993	6	Mississippi	Jacksonville, Fla.	D4b-18	0	0	0	0
Practice Squad (15)													
16	Luton, Jake	QB	6-6	224	4/11/1996	2	Oregon State	Marysville, Wash.	FA-23	0	0	1	0
31	Jackson, Lamar	CB	6-2	212	4/13/1998	4	Nebraska	Elk Grove, Calif.	FA-23	0	0	0	0
33	Cohen, Tarik	RB	5-6	196	7/26/1995	6	North Carolina A&T	Bunn, N.C.	FA-23	0	0	0	0
41	Farley, Matthias	S	5-11	204	7/15/1992	8	Notre Dame	Charlotte, N.C.	FA-23	3	1	0	0
46	Leota, Eku	OLB	6-4	257	5/11/1999	R	Auburn	Asheville, N.C.	FA-23	1	0	0	0
48	Thomas, Jordan	OLB	6-5	277	8/2/1996	3	Mississippi State	Sumrall, Miss.	FA-23	0	0	0	0
65	DiRenzo, J.D.	OL	6-6	315	7/27/1998	R	Rutgers	Hammonton, N.J.	FA-23	0	0	0	0
71	Wormley, Chris	DE	6-5	300	10/25/1993	6	Michigan	Toledo, Ohio	FA-23	0	0	0	0
77	Brown, Deonte	G	6-4	335	1/15/1998	3	Alabama	Decatur, Ala.	FA-22	0	0	0	0
78	Peavy, Jayden	DT	6-5	308	9/3/1999	1	Texas A&M	Bellaire, Texas	FA-23	0	0	0	0
83	Wright, Derek	WR	6-1	195	8/3/1998	1	Utah State	Sterling, Utah	FA-22	0	0	0	0
85	Mathews, Jordan	TE	6-3	236	7/16/1992	7	Vanderbilt	FA-23	0	0	0	0	
86	Strachan, Mike	WR	6-5	225	8/13/1997	3	Charleston	Freeport, Bahamas	FA-23	0	0	0	0
87	Landers, Matt	WR	6-4	200	6/16/1999	R	Arkansas	St. Petersburg, Fla.	FA-23	0	0	0	0
92	Williams, Raequan	DE	6-4	305	2/14/1997	2	Michigan State	Chicago, IL	FA-22	0	0	0	0

POSITIONAL ROSTER

NO.	NAME	POS.	HT.	WT.	AGE	EXP.	COLLEGE	HOMETOWN	HOW A.C.O.
QUARTERBACKS (3)									
9	Young, Bryce	QB	5-10	204	22	R	Alabama	Pasadena, Calif.	D1-23
14	Dalton, Andy	QB	6-2	220	36	13	TCU	Katy, Texas	FA-23
16	Luton, Jake (PS)	QB	6-6	224	27	2	Oregon State	Marysville, Wash.	FA-23
RUNNING BACKS (4)									
3	Blackshear, Raheem	RB	5-9	190	25	2	Virginia Tech	Philadelphia, Pa.	FA-22
6	Sanders, Miles	RB	5-11	211	26	5	Penn State	Pittsburgh, Pa.	FA-23
30	Hubbard, Chuba	RB	6-1	210	24	3	Oklahoma State	Alberta, Canada	D4-21
33	Cohen, Tank (PS)	RB	5-6	196	28	6	North Carolina A&T	Bunn, N.C.	FA-23
WIDE RECEIVERS (9)									
5	Shenault Jr., Laviska	WR	6-1	220	25	4	Colorado	DeSoto, Texas	TR-22 JAC
11	Smith-Marssette, Ihmir	WR	6-1	185	24	3	Iowa	Newark, N.J.	TR-23 KXC
15	Mingo, Jonathan	WR	6-2	225	22	R	Mississippi	Brandon, Miss.	D2-23
17	Clark Jr., DJ	WR	6-4	205	27	6	LSU	Alexandria, La.	FA-23
19	Thielen, Adam	WR	6-2	200	33	10	Minnesota State	Detroit Lakes, Minn.	FA-23
83	Wright, Derek (PS)	WR	6-1	195	25	1	Utah State	Sterling, Utah	FA-22
86	Strachan, Mike (PS)	WR	6-5	225	26	3	Charleston	Freeport, Bahamas	FA-23
87	Landers, Matt (PS)	WR	6-4	200	24	R	Arkansas	St. Petersburg, Fla.	FA-23
88	Marshall Jr., Terrace	WR	6-2	200	23	3	LSU	Bossier City, La.	D2-21
TIGHT ENDS (6)									
45	Ricci, Giovanni (IR)	TE	6-3	240	27	3	Western Michigan	Loveland, Ohio	FA-20
80	Thomas, Ian (IR)	TE	6-4	260	27	6	Indiana	Baltimore, Md.	D4a-18
81	Hurst, Hayden	TE	6-4	250	30	6	South Carolina	Jacksonville, Fla.	FA-23
82	Tremble, Tommy	TE	6-4	250	23	3	Notre Dame	Peachtree Corners, Ga.	D3b-21
84	Sullivan, Stephen	TE	6-5	245	26	2	LSU	Donaldsonville, La.	FA-20
85	Matthews, Jordan (PS)	TE	6-3	236	31	7	Vanderbilt		FA-23
OFFENSIVE LINE (14)									
56	Bozeman, Bradley	C	6-5	325	28	6	Alabama	Roanoke, Ala.	UFA-22 BAL
61	Lee, Ricky	T	6-6	305	23	R	North Carolina A&T	Jacksonville, Fla.	FA-23
62	Zavala, Chandler	G	6-5	325	24	R	North Carolina State	Boynton Beach, Fla.	D4-23
63	Corbett, Austin	G	6-4	305	28	6	Nevada	Sparks, Nev.	UFA-22 LAR
64	Toth, Brett	OL	6-6	304	27	5	Army	Charleston, SC	WW-23 PHI
65	DiRenzo, J.D. (PS)	OL	6-6	315	25	R	Rutgers	Hampton, N.J.	FA-23
66	Jensen, Nash	OL	6-4	329	24	R	North Dakota State	Maple Grove, Minn.	FA-23
68	Mays, Cade	G	6-6	325	24	2	Tennessee	Knoxville, Tenn.	D6b-22
70	Christensen, Brady (IR)	G	6-6	300	27	3	BYU	Bountiful, Utah	D3a-21
72	Moton, Taylor	T	6-5	325	29	7	Western Michigan	Okemos, Mich.	D2-17
74	Sharpe, David	T	6-6	346	28	5	Florida	Jacksonville, Fla.	FA-23
76	Throckmorton, Calvin	OL	6-5	309	27	3	Oregon	Bellevue, Wash.	WW-23 NO
77	Brown, Deonte (PS)	G	6-4	335	25	3	Alabama	Decatur, Ala.	FA-22
79	Ekwonu, Ikem	T	6-4	320	23	2	North Carolina State	Charlotte, N.C.	D1-22
LINEBACKERS (15)									
0	Burns, Brian	OLB	6-5	250	25	5	Florida State	Fort Lauderdale, Fla.	D1-19
7	Thompson, Shaq (IR)	LB	6-0	230	29	9	Washington	Sacramento, Calif.	D1-15
40	Jones, Deion	LB	6-1	227	28	7	LSU	New Orleans, La.	FA-23
43	Vilain, Luiji	OLB	6-4	252	25	2	Wake Forest	Ottawa, Ontario, Canada	WW-23 MIN
46	Leota, Eku (PS)	OLB	6-4	257	24	R	Auburn	Asheville, N.C.	FA-23
48	Thomas, Frankie (PS)	OLB	6-5	277	27	3	Mississippi State	Sumral, Miss.	FA-23
49	Luvu, Jordan	OLB	6-3	225	27	6	Washington State	Tafuna, American Samoa	FA-21
50	Houston, Justin	LB	6-3	225	27	6	Georgia	Statesboro, Ga.	FA-23
52	Johnson, D.J.	OLB	6-4	270	25	R	Oregon	Sacramento, Calif.	D3-23
53	Cherelus, Claudin	LB	6-2	230	24	R	Alcorn State	Golden Gate, Fla.	WW-23 NYJ
54	Gruzier-Hill, Kamu	LB	6-2	230	29	8	Eastern Illinois	Papakolea, Hawaii	FA-23
57	Wooten, Chandler	LB	6-3	232	24	2	Auburn	Acworth, Ga.	FA-22
90	Barno, Amaré	OLB	6-6	245	24	2	Virginia Tech	Blythewood, S.C.	D6a-22
97	Gross-Matos, Yetur (IR)	OLB	6-5	265	25	4	Penn State	Spotsylvania, Va.	D2a-20
98	Haynes Sr., Marquis (IR)	OLB	6-2	235	29	6	Mississippi	Jacksonville, Fla.	D4b-18
DEFENSIVE BACKS (14)									
8	Horn, Jaycee (IR)	CB	6-1	200	23	3	South Carolina	Alpharetta, Ga.	D1-21
13	Hill, Troy	CB	5-11	180	32	9	Oregon	Youngstown, Ohio	FA-23
21	Chinn, Jeremy (IR)	S	6-3	220	25	4	Southern Illinois	Fishers, Ind.	D2b-20
22	Robinson, Jammie	S	5-11	195	22	R	Florida State	Cordele, Ga.	D5-23
23	Henderson, CJ	CB	6-1	205	25	4	Florida	Miami, Fla.	TR-21 JAX
24	Bell, Vonn	S	5-11	215	28	8	Ohio State	Rossville, Ga.	FA-23
25	Woods, Xavier	S	5-11	200	28	7	Louisiana Tech	West Monroe, La.	UFA-22 MIN
26	Jackson, Donte	CB	5-10	180	27	6	LSU	Metairie, La.	D2-18
27	Cook, Alex	S	6-1	196	24	R	Washington	Sacramento, Calif.	WW-23 NYG
29	Amixon, D'Shawn	DB	5-9	185	24	R	Texas	Houston, Texas	WW-23 SF
31	Jackson, Lamar (PS)	CB	6-2	212	25	4	Nebraska	Elk Grove, Calif.	FA-23
32	Bootle, Dacipno	CB	5-10	180	26	1	Nebraska	Miami, Fla.	FA-23
41	Farley, Matthias (PS)	S	5-11	204	31	8	Notre Dame	Charlotte, N.C.	FA-23
42	Franklin Jr., Sam	S	6-3	210	27	4	Temple	Crystal River, Fla.	FA-20
DEFENSIVE LINE (9)									
71	Wormley, Chris (PS)	DE	6-5	300	30	6	Michigan	Toledo, Ohio	FA-23
78	Peevy, Jayden (PS)	DT	6-5	308	24	1	Texas A&M	Bellaire, Texas	FA-23
91	Thurman, Nick	DT	6-4	295	28	2	Houston	Dallas, Texas	FA-23
92	Williams, Raqquan (PS)	DE	6-4	305	26	2	Michigan State	Chicago, IL	FA-23
93	Ray, Labryan	DE	6-4	290	25	1	Alabama	Madison, Ala.	FA-23
94	Anderson, Henry (IR)	DE	6-6	300	32	9	Stanford	Atlanta, Ga.	FA-22
95	Brown, Derrick	DE	6-5	320	25	4	Auburn	Burford, Ga.	D1-20
96	Williams, DeShawn	DE	6-1	292	30	5	Clemson	Central, S.C.	FA-23
99	Tuttle, Shy	DE	6-3	300	28	5	Tennessee	Welcome, N.C.	FA-23
SPECIALISTS (3)									
4	Piñero, Eddy	K	5-11	190	28	4	Florida	Miami, Fla.	FA-22
10	Hekker, Johnny	P	6-5	225	33	12	Oregon State	Bothell, Wash.	UFA-22 LAR
44	Jansen, JJ	LS	6-2	235	37	16	Notre Dame	Phoenix, Ariz.	TR-09 GB

HOW BUILT

YEAR	DRAFTEES (14)	FREE AGENTS (12)	COLLEGE FREE AGENTS			
			(3)	TRADES/WAIVERS (3)	PRACTICE SQUAD (0)	SUP. DRAFT (0)
2009				LS JJ Jansen (TR-09 GB)		
2017	T Taylor Moton (2)					
2018	CB Donte Jackson (2)					
2019	OLB Brian Burns (1)					
2020	DE Derrick Brown (1)	TE Stephen Sullivan (FA-20)	S Sam Franklin Jr. (FA-20)			
2021	WR Terrace Marshall Jr. (2) TE Tommy Tremble (3) RB Chuba Hubbard (4)	LB Frankie Luvu (FA-21)		CB CJ Henderson (TR-21 JAX)		
2022	T Ikem Ekwonu (1) OLB Amare Barno (6) G Cade Mays (6b)	C Bradley Bozeman (UFA-22 BAL) G Austin Corbett (UFA-22 LAR) P Johnny Hekker (UFA-22 LAR) K Eddy Piñeiro (FA-22)	LB Chandler Wooten (FA-22)	WR Laviska Shenault Jr. (TR-22 JAX)		
2023	QB Bryce Young (1) WR Jonathan Mingo (2) G Chandler Zavala (4) S Jammie Robinson (5)	S Vonn Bell (FA-23) WR DJ Chark Jr. (FA-23) LB Kamu Grugier-Hill (FA-23) TE Hayden Hurst (FA-23) T Ricky Lee (FA-23) T David Sharpe (FA-23)	S Alex Cook (WV-23 NYG)			

TRANSACTIONS

DATE	POS.	NAME	TRANSACTION	DATE	POS.	NAME	TRANSACTION
25-Oct	TE	Jordan Matthews	Signed to practice squad	29-Aug	WR	Javon Wims	Waived
25-Oct	QB	Jake Luton	Signed to practice squad	29-Aug	WR	Josh Vann	Waived
24-Oct	G	Austin Corbett	Activated from PUP	29-Aug	OL	Justin McCray	Waived
24-Oct	OL	Justin McCray	Released from practice squad	29-Aug	OL	Michael Jordan	Waived
24-Oct	OL	Brett Toth	Signed	29-Aug	OL	Deonte Brown	Waived
24-Oct	OLB	Luiji Vilain	Signed	29-Aug	OL	Sam Tecklenburg	Waived
24-Oct	TE	Giovanni Ricci	Placed on injured reserve	29-Aug	OL	J.D. DiRenzo	Waived
24-Oct	OLB	Yetur Gross-Matos	Placed on injured reserve	29-Aug	DL	Raequan Williams	Waived
24-Oct	DB	Jeremy Chinn	Placed on injured reserve	29-Aug	OLB	Kobe Jones	Waived
17-Oct	S	Alex Cook	Signed	29-Aug	OLB	Ekui Leota	Waived
14-Oct	TE	Ian Thomas	Placed on injured reserve	29-Aug	OLB	Jordan Thomas	Waived
14-Oct	TE	Stephen Sullivan	Activated from injured reserve	29-Aug	LB	Deion Jones	Waived
10-Oct	DT	Jayden Peevy	Signed to practice squad	29-Aug	LB	Brandon Smith	Waived
10-Oct	CB	Dicaprio Bootle	Signed to active roster from practice squad	29-Aug	LB	Ace Eley	Waived
10-Oct	CB	Sam Webb	Waived	29-Aug	S	Eric Rowe	Waived
04-Oct	TE	Stephen Sullivan	Returned from injured reserve	29-Aug	CB	Keith Taylor Jr.	Waived
04-Oct	G	Austin Corbett	Returned to practice (PUP)	29-Aug	CB	Stantley Thomas-Oliver	Waived
30-Sep	WR	Matt Landers	Signed to practice squad	29-Aug	CB	Herb Miller	Waived
22-Sep	CB	Stantley Thomas-Oliver	Released from practice squad injured reserve	29-Aug	CB	Mac McCall	Waived
20-Sep	CB	Robert Rochell	Signed to practice squad	29-Aug	CB	Mark Milton	Waived
20-Sep	QB	Jake Luton	Signed to practice squad	28-Aug	WR	Ihmir Smith-Marsette	Acquired via trade
20-Sep	CB	Mark Milton	Released from practice squad	26-Aug	QB	Jake Luton	Waived
20-Sep	LB	Deion Jones	Signed to active roster from practice squad	26-Aug	RB	Cameron Peoples	Waived
19-Sep	S	Matthias Farley	Signed to practice squad	26-Aug	WR	Gary Jennings	Waived
19-Sep	S	Eric Rowe	Released from practice squad	26-Aug	WR	CJ Saunders	Waived
19-Sep	LB	Shaq Thompson	Placed on injured reserve	26-Aug	T	Larnel Coleman	Waived
15-Sep	CB	Jaycee Horn	Placed on injured reserve	26-Aug	DL	Antwan Jackson	Waived
14-Sep	CB	Sam Webb	Signed	26-Aug	LB	Bumper Pool	Waived
13-Sep	RB	Tarik Cohen	Signed to practice squad	26-Aug	S	Collin Duncan	Waived
13-Sep	WR	Michael Strachan	Signed to practice squad	26-Aug	S	Josh Thomas	Waived
13-Sep	RB	Spencer Brown	Released from practice squad	26-Aug	CB	Rejzohn Wright	Waived
13-Sep	CB	Stantley Thomas-Oliver	Placed on practice squad injured reserve	26-Aug	K	Matthew Wright	Waived
13-Sep	OL	Brady Christensen	Placed on injured reserve	22-Aug	CB	Troy Hill	Signed
12-Sep	CB	Lamar Jackson	Signed to practice squad	21-Aug	DL	Marquan McCall	Waived
12-Sep	WR	Dezmon Patmon	Released from practice squad	16-Aug	CB	Collin Duncan	Signed
11-Sep	LB	Deion Jones	Signed to practice squad	16-Aug	WR	Damiere Byrd	Placed on injured reserve
11-Sep	DE	Chris Wormley	Signed to practice squad	8-Aug	K	Matthew Wright	Signed
11-Sep	DL	Taylor Stallworth	Released from practice squad	8-Aug	T	BJ Wilson	Waived
11-Sep	CB	Dicaprio Bootle	Signed to practice squad	8-Aug	DE	Jalen Redmond	Waived
11-Sep	T	David Sharpe	Signed to active roster from practice squad	8-Aug	OLB	Justin Houston	Signed
8-Sep	LB	Chandler Wooten	Signed to active roster	4-Aug	CB	Mac McCain	Signed
5-Sep	WR	Dezmon Patmon	Signed to practice squad	4-Aug	CB	Colby Richardson	Waived
4-Sep	OLB	Marquis Haynes Sr.	Placed on injured reserve	1-Aug	OLB	Arron Mosby	Waived
1-Sep	RB	Jashaun Corbin	Signed to practice squad	1-Aug	DT	John Denton	Waived-Failed Physical
1-Sep	OT	David Sharpe	Signed to practice squad	31-Jul	DE	Nick Thurman	Signed
31-Aug	LB	Chandler Wooten	Signed to practice squad	31-Jul	LB	Deion Jones	Signed
31-Aug	WR	Derek Wright	Signed to practice squad	31-Jul	DT	LaBryan Ray	Signed
31-Aug	TE	Stephen Sullivan	Placed on injured reserve	31-Jul	DT	Bravion Roy	Waived
30-Aug	OL	Justin McCray	Signed to practice squad	29-Jul	QB	Jake Luton	Signed
30-Aug	OL	Deonte Brown	Signed to practice squad	28-Jul	RB	Tiyon Evans	Waived
30-Aug	OL	J.D. DiRenzo	Signed to practice squad	26-Jul	WR	Javon Wims	Signed
30-Aug	RB	Spencer Brown	Signed to practice squad	26-Jul	WR	Marquez Stevenson	Waived
30-Aug	DL	Raequan Williams	Signed to practice squad	30-Jun	S	Myles Dorn	Waived
30-Aug	DL	Taylor Stallworth	Signed to practice squad	30-Jun	DT	Taylor Stallworth	Signed
30-Aug	OLB	Ekui Leota	Signed to practice squad	15-Jun	S	Josh Thomas	Claimed off waivers
30-Aug	OLB	Jordan Thomas	Signed to practice squad	15-Jun	CB	Greg Mabin	Signed
30-Aug	S	Eric Rowe	Signed to practice squad	15-Jun	S	Vernon Scott	Waived
30-Aug	CB	Stantley Thomas-Oliver	Signed to practice squad	12-Jun	DT	Jalen Dalton	Waived
30-Aug	CB	Mark Milton	Signed to practice squad	8-Jun	DT	Jalen Dalton	Claimed off waivers
30-Aug	CB	D'Shawn Jamison	Claimed off waivers (San Francisco)	8-Jun	RB	Tiyon Evans	Claimed off waivers
30-Aug	LB	Claudin Cherelus	Claimed off waivers (New York Jets)	18-May	QB	Jacob Eason	Waived
30-Aug	G	Calvin Throckmorton	Claimed off waivers (New Orleans)	18-May	WR	Preston Williams	Waived
29-Aug	OT	Cameron Erving	Terminated vested veteran	16-May	S	Nico Bolden	Waived
29-Aug	CB	Greg Mabin	Terminated vested veteran	16-May	LB	Ace Eley	Signed to active roster
29-Aug	DT	Taylor Stallworth	Terminated vested veteran	16-May	OLB	Jordan Thomas	Signed to active roster
29-Aug	DE	Henry Anderson	Placed on injured reserve	16-May	WR	Marquez Stevenson	Signed to active roster
29-Aug	OL	Austin Corbett	Placed on reserve/PUP	16-May	DB	Vernon Scott	Signed to active roster
29-Aug	T	Cameron Erving	Terminated vested veteran	16-May	WR	Gary Jennings	Signed to active roster
29-Aug	CB	Greg Mabin	Terminated vested veteran	16-May	DE	Antwan Jackson	Signed to active roster
29-Aug	DT	Taylor Stallworth	Terminated vested veteran	15-May	T	B.J. Wilson	Signed to active roster
29-Aug	RB	Spencer Brown	Waived	12-May	CB	Rejzohn Wright	Signed to active roster
29-Aug	WR	Shi Smith	Waived	12-May	WR	Josh Vann	Signed to active roster

TRANSACTIONS

DATE	POS.	NAME	TRANSACTION
12-May	RB	Camerun Peoples	Signed to active roster
12-May	ILB	Bumper Pool	Signed to active roster
12-May	S	Nico Bolden	Signed to active roster
12-May	CB	Colby Richardson	Signed to active roster
12-May	OL	J.D DiRenzo	Signed to active roster
12-May	OLB	Eku Leota	Signed to active roster
12-May	G	Nash Jensen	Signed to active roster
12-May	T	Ricky Lee	Signed to active roster
12-May	DL	Jalen Redmond	Signed to active roster
12-May	CB	Mark Milton	Signed to active roster
11-May	OL	Michael Jordan	Signed free agent
10-May	LB	DJ Johnson	Agreed to terms
9-May	T	Cam Erving	Agreed to terms
8-May	G	Chandler Zavala	Agreed to terms
2-May	S	Jammie Robinson	Agreed to terms
14-Apr	WR	Damiere Byrd	Signed unrestricted free agent
12-Apr	DB	Eric Rowe	Signed unrestricted free agent
10-Apr	DT	John Penisini	Signed unrestricted free agent
4-Apr	LB	Kamu Grugier-Hill	Signed unrestricted free agent
30-Mar	WR	DJ Chark	Signed unrestricted free agent
22-Mar	RB	Miles Sanders	Signed unrestricted free agent
21-Mar	WR	Adam Thielen	Signed unrestricted free agent
21-Mar	G	Justin McCray	Signed unrestricted free agent
20-Mar	S	Vonn Bell	Signed unrestricted free agent
17-Mar	DT	DeShawn Williams	Signed unrestricted free agent
17-Mar	QB	Andy Dalton	Signed unrestricted free agent
17-Mar	DT	Shy Tuttle	Signed unrestricted free agent
16-Mar	TE	Hayden Hurst	Signed unrestricted free agent
14-Mar	C	Pat Elflein	Released from active roster
13-Mar	C	Bradley Bozeman	Agreed to terms
13-Mar	S	Sam Franklin	Tendered offer

GAME-BY-GAME STARTERS

2023 REGULAR SEASON													
OFFENSE													
DATE	OPPONENT	LT	LG	C	RG	RT	TE	TE	WR	WR	WR	QB	RB
9/10	at Atlanta	Item Ekwonu	Brady Christensen	Bradley Bozeman	<u>Chandler Zavala</u>	Taylor Moton	Hayden Hurst	--	Adam Thielen	Terrace Marshall Jr.	<u>Jonathan Mingo</u>	<u>Bryce Young</u>	Miles Sanders
9/18	New Orleans	Item Ekwonu	<u>Chandler Zavala</u>	Bradley Bozeman	Cade Mays	Taylor Moton	Hayden Hurst	Ian Thomas	Adam Thielen	<u>Jonathan Mingo</u>	--	<u>Bryce Young</u>	Miles Sanders
9/24	at Seattle	Item Ekwonu	<u>Chandler Zavala</u>	Bradley Bozeman	Calvin Throckmorton	Taylor Moton	Ian Thomas	Tommy Tremble	Adam Thielen	<u>Jonathan Mingo</u>	--	Andy Dalton	Miles Sanders
10/1	Minnesota	Item Ekwonu	<u>Chandler Zavala</u>	Bradley Bozeman	Calvin Throckmorton	Taylor Moton	Hayden Hurst	--	DJ Chark Jr.	Adam Thielen	Terrace Marshall Jr.	<u>Bryce Young</u>	Miles Sanders
10/8	at Detroit	Item Ekwonu	<u>Chandler Zavala</u>	Bradley Bozeman	Calvin Throckmorton	Taylor Moton	Hayden Hurst	--	DJ Chark Jr.	Adam Thielen	<u>Jonathan Mingo</u>	<u>Bryce Young</u>	Miles Sanders
10/15	at Miami	Item Ekwonu	Cade Mays	Bradley Bozeman	Calvin Throckmorton	Taylor Moton	Hayden Hurst	--	DJ Chark Jr.	Adam Thielen	<u>Jonathan Mingo</u>	<u>Bryce Young</u>	Chuba Hubbard
10/29	Houston	Item Ekwonu	Calvin Throckmorton	Bradley Bozeman	Austin Corbett	Taylor Moton	Hayden Hurst	--	DJ Chark Jr.	Adam Thielen	<u>Jonathan Mingo</u>	<u>Bryce Young</u>	Chuba Hubbard
11/5	Indianapolis	--	--	--	--	--	--	--	--	--	--	--	--
11/9	at Chicago	--	--	--	--	--	--	--	--	--	--	--	--
11/19	Dallas	--	--	--	--	--	--	--	--	--	--	--	--
11/26	at Tennessee	--	--	--	--	--	--	--	--	--	--	--	--
12/3	at Tampa Bay	--	--	--	--	--	--	--	--	--	--	--	--
12/10	at New Orleans	--	--	--	--	--	--	--	--	--	--	--	--
12/16	Atlanta	--	--	--	--	--	--	--	--	--	--	--	--
12/24	Green Bay	--	--	--	--	--	--	--	--	--	--	--	--
12/31	at Jacksonville	--	--	--	--	--	--	--	--	--	--	--	--
1/7	Tampa Bay	--	--	--	--	--	--	--	--	--	--	--	--

2023 REGULAR SEASON													
DEFENSE													
DATE	OPPONENT	DE	DE	OLB	OLB	LB	LB	CB	CB	S	S	NCB	DE
9/10	at Atlanta	Shy Tuttle	Derrick Brown	Brian Burns	Justin Houston	Frankie Luvu	Shaq Thompson	Donte Jackson	Jayce Horn	Xavier Woods	Vonn Bell	Jeremy Chinn	--
9/18	New Orleans	Shy Tuttle	Derrick Brown	Justin Houston	Brian Burns	Frankie Luvu	Shaq Thompson	Donte Jackson	CJ Henderson	Xavier Woods	Vonn Bell	Jeremy Chinn	--
9/24	at Seattle	Shy Tuttle	Derrick Brown	Justin Houston	Brian Burns	Frankie Luvu	Deion Jones	Donte Jackson	CJ Henderson	Xavier Woods	Vonn Bell	Jeremy Chinn	--
10/1	Minnesota	Shy Tuttle	Derrick Brown	Justin Houston	Brian Burns	Frankie Luvu	--	Donte Jackson	CJ Henderson	Sam Franklin Jr.	Vonn Bell	Jeremy Chinn	DeShawn Williams
10/8	at Detroit	Shy Tuttle	Derrick Brown	Justin Houston	Brian Burns	Frankie Luvu	Kamu Grugier-Hill	CJ Henderson	<u>D'Shawn Jamison</u>	Sam Franklin Jr.	Vonn Bell	Jeremy Chinn	--
10/15	at Miami	Shy Tuttle	Derrick Brown	Justin Houston	Brian Burns	Frankie Luvu	--	CJ Henderson	Donte Jackson	Sam Franklin Jr.	Matthias Farley	Jeremy Chinn	DeShawn Williams
10/29	Houston	Shy Tuttle	Derrick Brown	Justin Houston	Brian Burns	Frankie Luvu	Deion Jones	CJ Henderson	Donte Jackson	Xavier Woods	Vonn Bell	Troy Hill	--
11/5	Indianapolis	--	--	--	--	--	--	--	--	--	--	--	--
11/9	at Chicago	--	--	--	--	--	--	--	--	--	--	--	--
11/19	Dallas	--	--	--	--	--	--	--	--	--	--	--	--
11/26	at Tennessee	--	--	--	--	--	--	--	--	--	--	--	--
12/3	at Tampa Bay	--	--	--	--	--	--	--	--	--	--	--	--
12/10	at New Orleans	--	--	--	--	--	--	--	--	--	--	--	--
12/16	Atlanta	--	--	--	--	--	--	--	--	--	--	--	--
12/24	Green Bay	--	--	--	--	--	--	--	--	--	--	--	--
12/31	at Jacksonville	--	--	--	--	--	--	--	--	--	--	--	--
1/7	Tampa Bay	--	--	--	--	--	--	--	--	--	--	--	--

Rookies underlined.

2023 TEAM STATS

CAROLINA PANTHERS / REGULAR SEASON WEEK 8 / THROUGH SUNDAY, OCTOBER 29, 2023

WON 1, LOST 6	FRANK REICH (7 GAMES)				
09/10	L	10-24	at Atlanta	69,597	
09/18	L	17-20	New Orleans	72,709	
09/24	L	27-37	at Seattle	68,639	
10/01	L	13-21	Minnesota	72,842	
10/08	L	24-42	at Detroit	63,648	
10/15	L	21-42	at Miami	65,529	
10/29	W	15-13	Houston	71,505	

2023 TEAM STATISTICS			CAR	OPP
FIRST DOWNS				
Rushing			144	139
Passing			39	56
Penalty			84	75
Third Down-Made/Att			21	8
Third Down Efficiency			39/99	29/82
Fourth Down-Made/Att			39.4%	35.4%
Fourth Down Efficiency			5/14	4/6
TOTAL NET YARDS				
Avg. Per Game			1,982	2,282
Total Plays			284.6	326.0
Avg. Per Play			4.65	4.3
NET YARDS RUSHING				
Avg. Per Game			632	976
Total Rushes			168	208
Avg. Per Rush			3.8	4.7
NET YARDS PASSING				
Avg. Per Game			1,360	1,306
Sacked/Yards Lost			194.3	186.6
Gross Yards			25/210	16/118
Attempts/Completions			1,570	1,424
Pct. of Completion			272/172	194/129
Had Intercepted			63.2%	66.5%
PUNTS/AVERAGE				
Net Punting Average			31/47.9	30/47.5
Punt Return/Avg.			16/6.1	13/7.3
Kickoff Return/Avg.			9/30.4	9/24.8
Interception Return/Avg.			5/40.4	4/15.0
PENALTIES/YARDS				
Fumbles/Ball Lost			47/339	42/324
Touchdowns			7/4	4/5
Rushing			13	25
Passing			2	14
Returns			9	10
EXTRA POINTS/ATTEMPTS				
Two Point Conversion/Att.			2	1
Field Goals/Attempts			11/12	23/23
Avg. Time of Possession			1/1	1/2
			12/14	8/8
			31:24	28:38

SCORE BY PERIODS	Q1	Q2	Q3	Q4	OT	PTS
TEAM	27	39	12	49	0	127
OPPONENTS	20	68	47	64	0	199

SCORING	TD	RU	PA	RT	K-PAT	FG	2PT	S	PTS
E. Pinciro	0	0	0	0	11/12	12/14	0	0	47
A. Thielen	4	0	4	0	0/0	0/0	1	0	26
D. Chark Jr.	2	0	2	0	0/0	0/0	0	0	12
T. Tremble	2	0	2	0	0/0	0/0	0	0	12
S. Franklin Jr.	1	0	0	1	0/0	0/0	0	0	6
T. Hill	1	0	0	1	0/0	0/0	0	0	6
C. Hubbard	1	1	0	0	0/0	0/0	0	0	6
H. Hurst	1	0	1	0	0/0	0/0	0	0	6
M. Sanders	1	1	0	0	0/0	0/0	0	0	6
TEAM	13	2	9	2	11/12	12/14	1	0	127
OPPONENTS	25	14	10	1	23/23	8/8	1	0	199

2-Pt Conv: A. Thielen 1, TM 1-1, OPP 1-2

E. Pinciro: (43G) (52G, 54G, 36G) (47G, 44G, 55WR) (26G, 56G) (33G) (43WR) (46G, 37G, 23G)
 OPP: (49G) (28G, 23G) (43G, 35G, 33G, 37G, 39G)

SACKS: B. Burns 5.0, F. Luvu 3.5, Y. Gross-Matos 2.5, D. Brown 1.0, K. Grugier-Hill 1.0, J. Chinn 1.0, C. Henderson 1.0, J. Houston 0.5, S. Tuttle 0.5, TM 16.0, OPP 25.0

PASSING	ATT	CMP	YDS	CMP%	YDS/ATT	TD	TD%	INT	INT%	LONG	SACK	LOST	RATING
B. Young	213	137	1,202	64.3	5.6	7	3.3	4	1.9	40	22	183	82.3
A. Dalton	58	34	361	58.6	6.2	2	3.4	0	0.0	47t	3	27	88.4
J. Hekker	1	1	7	100.0	7.0	0	0.0	0	0.0	7	0	0	95.8
TEAM	272	172	1,570	63.2	5.8	9	3.3	4	1.5	47t	25	210	83.7
OPPONENTS	194	129	1,424	66.5	7.3	10	5.2	5	2.6	47	16	118	94.5

RUSHING	NO.	YDS	AVG	LONG	TD
C. Hubbard	69	270	3.9	21	1
M. Sanders	63	190	3.0	15	1
B. Young	12	76	6.3	26	0
L. Shenault Jr.	12	55	4.6	11	0
R. Blackshear	8	23	2.9	9	0
A. Dalton	3	12	4.0	10	0
A. Thielen	1	6	6.0	6	0
TEAM	168	632	3.8	26	2
OPPONENTS	208	976	4.7	49	14

RECEIVING	TAR	NO.	YDS	AVG	LONG	TD
A. Thielen	70	57	551	10.2	31	4
J. Mingo	34	19	195	10.3	40	0
D. Chark Jr.	31	15	220	14.7	47t	2
T. Marshall Jr.	28	17	123	7.2	14	0
H. Hurst	24	14	116	8.3	16	1
M. Sanders	24	15	81	5.4	14	0
C. Hubbard	17	15	85	5.7	14	0
T. Tremble	7	6	45	7.5	21	2
L. Shenault Jr.	7	7	43	6.1	14	0
I. Thomas	4	2	36	18.0	28	0
R. Blackshear	3	3	30	10.0	19	0
S. Sullivan	1	1	13	13.0	13	0
G. Ricci	1	1	2	2.0	2	0
TEAM	251	172	1,570	9.1	47t	9
OPPONENTS	186	129	1,424	11.0	47	10

INTERCEPTIONS	NO.	YDS	AVG	LONG	TD
S. Franklin Jr.	1	99	99.0	99t	1
T. Hill	1	61	61.0	61t	1
K. Grugier-Hill	1	31	31.0	31	0
V. Bell	1	11	11.0	11	0
D. Jones	1	0	0.0	0	0
TEAM	5	202	40.4	99t	2
OPPONENTS	4	20	5.0	11	0

FUMBLES	FUM	LST	FF	REC	TD
M. Sanders	2	2	0	0	0
B. Young	4	2	0	2	0
T. Marshall Jr.	1	0	0	1	0
TEAM	7	4	0	3	0
OPPONENTS	4	1	0	2	0

PUNTING	NO.	YDS	AVG	NET	TB	IN	LG	B
J. Hekker	31	1,486	47.9	44.2	1	11	69	0
TEAM	31	1,486	47.9	44.2	1	11	69	0
OPPONENTS	30	1,425	47.5	43.6	1	12	74	0

PUNT RETURNS	RET	FC	YDS	AVG	LONG	TD
I. Smith-Marsette	16	7	97	6.1	15	0
TEAM	16	7	97	6.1	15	0
OPPONENTS	13	11	95	7.3	20	0

KICKOFF RETURNS	NO.	YDS	AVG	LONG	TD
R. Blackshear	4	138	34.5	52	0
L. Shenault Jr.	5	136	27.2	37	0
TEAM	9	274	30.4	52	0
OPPONENTS	9	223	24.8	33	0

FIELD GOALS	1-19	20-29	30-39	40-49	50+
E. Pinciro	0/0	2/2	3/3	4/5	3/4
TEAM	0/0	2/2	3/3	4/5	3/4
OPPONENTS	0/0	2/2	4/4	2/2	0/0

2023 DEFENSIVE STATS

2023 REGULAR SEASON CAROLINA PANTHERS DEFENSIVE STATS (THROUGH WEEK 8)

POS	PLAYER	TOTAL	TKL.	AST.	TFL	SACKS	PRES	FR	FF	INT.	PD
LB	F. Luvu	51	27	24	7	3.5	5	0	0	0	2
DE	D. Brown	35	19	16	2	1.0	5	0	0	0	1
CB	C. Henderson	34	29	5	3	1.0	1	0	0	0	2
S	V. Bell	33	21	12	0	0.0	0	0	0	1	2
LB	K. Grugier-Hill	27	17	10	2	1.0	1	0	0	1	1
S	S. Franklin Jr.	23	14	9	0	0.0	0	0	0	1	3
S	J. Chinn	22	14	8	2	1.0	1	0	0	0	1
OLB	B. Burns	21	14	7	8	5.0	10	0	1	0	0
CB	D. Jackson	20	19	1	2	0.0	0	0	1	0	0
S	X. Woods	19	12	7	0	0.0	0	1	0	0	2
DE	D. Williams	19	9	10	1	0.0	2	0	0	0	1
DE	S. Tuttle	18	6	12	0	0.5	1	0	0	0	4
CB	T. Hill	17	10	7	1	0.0	0	0	0	1	1
OLB	Y. Gross-Matos	14	7	7	3	2.5	5	0	0	0	0
LB	D. Jones	10	6	4	1	0.0	0	0	0	1	1
OLB	J. Houston	9	5	4	2	0.5	3	0	0	0	1
LB	S. Thompson	8	6	2	0	0.0	0	0	0	0	0
DT	N. Thurman	7	3	4	1	0.0	0	0	0	0	0
DT	L. Ray	6	2	4	0	0.0	0	0	0	0	0
S	M. Farley	5	4	1	0	0.0	0	0	0	0	0
S	J. Robinson	5	3	2	0	0.0	0	0	0	0	0
LB	C. Wooten	5	0	5	0	0.0	0	0	0	0	0
OLB	D. Johnson	4	1	3	1	0.0	0	0	0	0	0
OLB	A. Barno	3	2	1	0	0.0	0	0	0	0	0
DB	D. Jamison	3	1	2	0	0.0	0	0	0	0	1
CB	J. Horn	1	0	1	0	0.0	0	0	0	0	0
PANTHERS TOTALS		419	251	168	36	16.0	34	1	2	5	23
OPP. TOTALS		467	275	192	36	25.0	56	4	6	4	26

Ast.=Assist, TFL=Tackle for a Loss, Int.=Interception, FR=Fumble Recovery, FF=Forced Fumble, PD=Pass Defense

2023 PANTHERS SPECIAL TEAMS				
POS.	PLAYER	TKL.	AST. COMB.	
CB	D. Boothe	3	0	3
S	M. Farley	3	0	3
S	J. Robinson	2	1	3
TE	T. Tremble	2	1	3
OLB	G. Johnson	2	0	2
TE	G. Ricci	2	0	2
OLB	A. Barno	1	1	2
LB	C. Wooten	1	1	2
DB	D. Jamison	0	2	2
S	J. Chinn	1	0	1
S	S. Franklin Jr.	1	0	1
LB	K. Grugier-Hill	1	0	1
LS	J. Jansen	1	0	1
WR	L. Shennault Jr.	0	1	1
WR	I. Smith-Marsette	0	1	1
TOTALS		20	8	28

DEFENSIVE STATS BY RANK									
SACKS		INTERCEPTIONS		TACKLES FOR LOSS		PASSES DEFENSED		PRES	
PLAYER	NO.	PLAYER	NO.	PLAYER	NO.	PLAYER	NO.	PLAYER	NO.
B. Burns	5.0	V. Bell	1	B. Burns	8	S. Tuttle	4	B. Burns	10
F. Luvu	3.5	S. Franklin Jr.	1	F. Luvu	7	S. Franklin Jr.	3	D. Brown	5
Y. Gross-Matos	2.5	K. Grugier-Hill	1	Y. Gross-Matos	3	V. Bell	2	Y. Gross-Matos	5
D. Brown	1.0	T. Hill	1	C. Henderson	3	C. Henderson	2	F. Luvu	5
J. Chinn	1.0	D. Jones	1	D. Brown	2	F. Luvu	2	J. Houston	3
K. Grugier-Hill	1.0			J. Chinn	2	X. Woods	2	D. Williams	2
C. Henderson	1.0			K. Grugier-Hill	2	D. Brown	1	J. Chinn	1
J. Houston	0.5			J. Houston	2	J. Chinn	1	K. Grugier-Hill	1
S. Tuttle	0.5			D. Jackson	2	K. Grugier-Hill	1	C. Henderson	1
				T. Hill	1	T. Hill	1	S. Tuttle	1
				D. Johnson	1	J. Houston	1		
				D. Jones	1	D. Jamison	1		
				N. Thurman	1	D. Jones	1		
				D. Williams	1	D. Williams	1		

SCORING BREAKDOWN & TURNOVER SUMMARY

(AS OF OCT 31, 2023, 4:23 PM EDT)											2023 : REGULAR SEASON						
DATE	OPPONENT	W/L/T	PANTHERS							OPPONENTS						POINT DIFF	OVERALL RECORD
			1ST	2ND	3RD	4TH	OT	TOTAL	1ST	2ND	3RD	4TH	OT	TOTAL			
09/10	at Atlanta	L	0	7	3	0	--	10	0	7	3	14	--	24	-14	0-1	
09/18	New Orleans	L	3	0	3	11	--	17	3	3	7	7	--	20	-3	0-2	
09/24	at Seattle	L	3	10	0	14	--	27	3	9	10	15	--	37	-10	0-3	
10/01	Minnesota	L	7	6	0	0	--	13	0	7	14	0	--	21	-8	0-4	
10/08	at Detroit	L	0	10	0	14	--	24	14	14	0	14	--	42	-18	0-5	
10/15	at Miami	L	14	0	0	7	--	21	0	21	7	14	--	42	-21	0-6	
10/29	Houston	W	0	6	6	3	--	15	0	7	6	0	--	13	+2	1-6	
2023 TOTALS		1-6	27	39	12	49	--	127	20	68	47	64	--	199	-72	1-6	
AVG/GAME			3.9	5.6	1.7	7.0	--	18.1	2.9	9.7	6.7	9.1	--	28.4	-10.3		

DATE	OPPONENT	CAR +/- RATIO	CAR TAKES	POINTS OFF TAKES	CAR GIVES	POINTS OFF GIVES	POINTS OFF TO RATIO
09/10	at Atlanta	-3	0 (0 FUM, 0 INT)	0	3 (1 FUM, 2 INT)	17	-17
09/18	New Orleans	0	1 (0 FUM, 1 INT)	0	1 (1 FUM, 0 INT)	0	0
09/24	at Seattle	+1	1 (0 FUM, 1 INT)	3	0 (0 FUM, 0 INT)	0	+3
10/01	Minnesota	+1	2 (0 FUM, 2 INT)	10	1 (1 FUM, 0 INT)	7	+3
10/08	at Detroit	-3	0 (0 FUM, 0 INT)	0	3 (1 FUM, 2 INT)	21	-21
10/15	at Miami	+1	1 (0 FUM, 1 INT)	7	0 (0 FUM, 0 INT)	0	+7
10/29	Houston	+1	1 (1 FUM, 0 INT)	3	0 (0 FUM, 0 INT)	0	+3
11/05		--	--	--	--	--	--
11/09		--	--	--	--	--	--
11/19		--	--	--	--	--	--
11/26		--	--	--	--	--	--
12/03		--	--	--	--	--	--
12/10		--	--	--	--	--	--
TBD		--	--	--	--	--	--
12/24		--	--	--	--	--	--
12/31		--	--	--	--	--	--
TBD		--	--	--	--	--	--
TOTALS		-2	6 (1 FUM, 5 INT)	23	8 (4 FUM, 4 INT)	45	-22

SCORING DRIVES

PANTHERS 2023 REGULAR SEASON SCORING DRIVES

DATE	OPPONENT	ACQUIRED	DRIVE START	PLAYS	YARDS	Q-TIME	FIRST DOWNS	SCORING PLAY	CAR	OPP
09/10	at Atlanta	Punt	CAR 25	12	75	Q2-7:18	6	H. Hurst: 4-yard pass from B. Young	7	7
		Kickoff	CAR 25	9	50	Q3-8:14	3	E. Pileiro: 43-yard FG	10	7
09/18	New Orleans	Punt	CAR 35	9	31	Q1-4:53	2	E. Pileiro: 52-yard FG	3	0
		Punt	NO 41	4	5	Q3-1:15	0	E. Pileiro: 54-yard FG	6	6
		Punt	CAR 20	11	62	Q4-7:17	3	E. Pileiro: 36-yard FG	9	13
		Kickoff	CAR 25	11	75	Q4-1:58	5	A. Thielen: 3-yard pass from B. Young	17	20
09/24	at Seattle	Punt	CAR 21	11	50	Q1-5:38	3	E. Pileiro: 47-yard FG	3	0
		Kickoff	CAR 25	8	75	Q2-3:51	3	D. Chark Jr.: 47-yard pass from A. Dalton	10	9
		Interception	SEA 28	4	2	Q2-1:37	0	E. Pileiro: 44-yard FG	13	9
		Kickoff	CAR 25	9	75	Q3-3:57	4	Q4: M. Sanders: 1-yard run	20	22
		Kickoff	CAR 25	11	75	Q4-2:37	6	A. Thielen: 15-yard pass from A. Dalton	27	37
10/01	Minnesota	Punt	CAR 31	15	61	Q1-8:26	5	Q2: E. Pileiro: 26-yard FG	10	0
		Interception	CAR 44	4	18	Q2-0:34	1	E. Pileiro: 56-yard FG	13	7
10/08	at Detroit	Kickoff	CAR 25	14	75	Q1-7:05	7	Q2: T. Tremble: 1-yard pass from B. Young	7	14
		Kickoff	CAR 32	9	53	Q2-3:15	3	E. Pileiro: 33-yard FG	10	28
		Kickoff	CAR 25	7	75	Q4-3:06	5	D. Chark Jr.: 18-yard pass from B. Young	17	35
		Kickoff	CAR 25	13	75	Q4-5:32	6	A. Thielen: 1-yard pass from B. Young	24	42
10/15	at Miami	Punt	CAR 36	7	64	Q1-3:47	4	C. Hubbard: 6-yard run	7	0
		Punt	CAR 26	10	74	Q1-5:21	6	A. Thielen: 8-yard pass from B. Young	14	0
10/29	Houston	Punt	CAR 40	9	60	Q2-3:18	5	T. Tremble: 1-yard pass from B. Young	6	7
		Kickoff	CAR 23	9	49	Q3-4:14	2	E. Pileiro: 46-yard FG	9	7
		Fumble	HOU 27	4	8	Q3-1:57	0	E. Pileiro: 37-yard FG	12	7
		Punt	CAR 9	15	86	Q4-6:17	8	E. Pileiro: 23-yard FG	15	13
11/05	--	--	--	--	--	--	--	--	--	
11/09	--	--	--	--	--	--	--	--	--	
11/19	--	--	--	--	--	--	--	--	--	
11/26	--	--	--	--	--	--	--	--	--	
12/03	--	--	--	--	--	--	--	--	--	
12/10	--	--	--	--	--	--	--	--	--	
12/16	--	--	--	--	--	--	--	--	--	
12/24	--	--	--	--	--	--	--	--	--	
12/31	--	--	--	--	--	--	--	--	--	
01/07	--	--	--	--	--	--	--	--	--	
AVG			9.3	55.3	4:14	3.8				
TOTALS			215	1,273	97:27	87				

BIG PASS PLAYS (20+ YARDS)

2023 REGULAR SEASON - BIG PASS PLAYS (20+ YARDS)											
DATE	OPPONENT	QTR	PANTHERS PLAYER	YDS.	DOWN	RESULT	QTR	OPP. PLAYER	YDS.	DOWN	RESULT
09/10	at Atlanta		NONE				4	Desmond Ridder -> Kyle Pitts	34	2-7-CAR 41	Touchdown
09/18	New Orleans	4	Bryce Young -> Jonathan Mingo	22	1-10-NO 25	Touchdown	3	Derek Carr -> Chris Olave	42	3-7-NO 28	Touchdown
							3	Derek Carr -> Chris Olave	21	2-10-NO 18	Punt
							4	Derek Carr -> Rashid Shaheed	45	2-11-NO 20	Touchdown
09/24	at Seattle	1	Andy Dalton -> Adam Thielen	23	3-6-CAR 25	Field Goal	1	Geno Smith -> DK Metcalf	20	1-10-SEA 42	Field Goal
		2	Andy Dalton -> DJ Chark Jr.	47T	3-10-SEA 47	Touchdown	2	Geno Smith -> DK Metcalf	34	1-10-CAR 49	Field Goal
		3	Andy Dalton -> DJ Chark Jr.	28	1-10-CAR 36	Missed FG	2	Geno Smith -> DK Metcalf	22	2-10-CAR 41	Field Goal
		3	Andy Dalton -> Adam Thielen	23	3-3-CAR 46	Touchdown	3	Geno Smith -> Kenneth Walker III	36	1-21-SEA 48	Touchdown
		3	Andy Dalton -> Adam Thielen	25	3-5-SEA 26	Touchdown					
10/01	Minnesota	1	Bryce Young -> Adam Thielen	22	1-10-MIN 41	Field Goal	2	Kirk Cousins -> Justin Jefferson	22	1-10-CAR 35	Touchdown
							3	Kirk Cousins -> Justin Jefferson	30T	2-1-CAR 30	Touchdown
10/08	at Detroit	2	Bryce Young -> Adam Thielen	30	1-10-CAR 46	Field Goal	1	Jared Goff -> Kalif Raymond	23	1-10-DET 19	Touchdown
		4	Bryce Young -> Ian Thomas	28	1-10-CAR 36	Touchdown	2	Jared Goff -> Josh Reynolds	27	2-10-DET 30	Downs
							2	Jared Goff -> Sam LaPorta	31T	1-10-CAR 31	Touchdown
							3	Jared Goff -> Josh Reynolds	21	1-10-DET 49	Touchdown
							4	Jared Goff -> Josh Reynolds	27	2-10-DET 25	Touchdown
10/15	at Miami	1	Bryce Young -> Adam Thielen	27	1-10-CAR 36	Touchdown	1	Tua Tagovailoa -> Tyreek Hill	27	1-10-MIA 25	Touchdown
		1	Bryce Young -> Tommy Tremble	21	1-10-CAR 26	Touchdown	2	Tua Tagovailoa -> Tyreek Hill	41T	3-6-CAR 41	Touchdown
		3	Bryce Young -> DJ Chark Jr.	24	3-2-CAR 33	Downs	3	Tua Tagovailoa -> Tyreek Hill	47	2-5-MIA 27	Touchdown
							3	Tua Tagovailoa -> Tyreek Hill	24	2-3-MIA 31	Touchdown
10/29	Houston	2	Bryce Young -> Adam Thielen	31	2-8-HOU 36	Downs	2	C.J. Stroud -> Noah Brown	22	3-10-CAR 24	Touchdown
		3	Bryce Young -> DJ Chark Jr.	20	1-10-HOU 38	Touchdown	3	C.J. Stroud -> Noah Brown	31	1-10-CAR 49	Touchdown
		3	Bryce Young -> Jonathan Mingo	40	2-14-CAR 30	Field Goal					
11/09	at Chicago	--	--	--	--	--	--	--	--	--	--
11/19	Dallas	--	--	--	--	--	--	--	--	--	--
11/26	at Tennessee	--	--	--	--	--	--	--	--	--	--
12/03	at Tampa Bay	--	--	--	--	--	--	--	--	--	--
12/10	at New Orleans	--	--	--	--	--	--	--	--	--	--
12/16	Atlanta	--	--	--	--	--	--	--	--	--	--
12/24	Green Bay	--	--	--	--	--	--	--	--	--	--
12/31	at Jacksonville	--	--	--	--	--	--	--	--	--	--
01/07	Tampa Bay	--	--	--	--	--	--	--	--	--	--
TOTALS			15 - 411 (27.4), 1 TDS					21 - 627 (29.9), 3 TDS			

BIG RUN PLAYS (10+ YARDS)

2023 REGULAR SEASON - BIG RUN PLAYS (10+ YARDS)												
DATE	OPPONENT	QTR	PANTHERS PLAYER	YDS.	DOWN	RESULT	QTR	OPP. PLAYER	YDS.	DOWN	RESULT	
09/10	at Atlanta	2	Chuba Hubbard	12	1-10-ATL 32	Touchdown	1	Tyler Allgeier	19	1-10-ATL 12	Punt	
		3	Chuba Hubbard	11	2-8-CAR 27	Field Goal	1	Tyler Allgeier	22	1-10-ATL 31	Punt	
		3	Miles Sanders	10	2-7-CAR 41	Field Goal	2	Bijan Robinson	10	1-10-ATL 25	Punt	
		3	Bryce Young	16	1-10-ATL 49	Field Goal	3	Tyler Allgeier	12	1-10-ATL 39	Touchdown	
		3	Chuba Hubbard	21	1-10-CAR 25	Fumble	3	Bijan Robinson	21	1-10-CAR 25	Touchdown	
3	Miles Sanders	10	1-15-ATL 49	Fumble								
09/18	New Orleans	1	Miles Sanders	13	2-10-CAR 35	Field Goal	3	Taysom Hill	11	2-10-NO 39	Punt	
		4	Bryce Young	26	3-11-CAR 33	Field Goal	4	Taysom Hill	19	1-10-CAR 35	Touchdown	
		4	Chuba Hubbard	14	4-2-CAR 46	Touchdown	4	Taysom Hill	11	1-10-CAR 45	End Game	
09/24	at Seattle	2	Miles Sanders	15	2-10-CAR 38	Touchdown	2	Kenneth Walker III	36	2-1-SEA 48	Field Goal	
		4	Andy Dalton	10	3-2-CAR 45	Punt	4	Zach Charbonnet	11	2-6-CAR 35	Touchdown	
							4	Zach Charbonnet	10	1-10-CAR 24	Touchdown	
							4	Kenneth Walker III	10	1-10-CAR 27	Touchdown	
					4	Zach Charbonnet	12	2-7-CAR 14	Touchdown			
10/01	Minnesota	NONE					1	Alexander Mattison	12	1-15-MIN 20	Interception	
							2	Alexander Mattison	13	1-10-MIN 17	Punt	
							3	Alexander Mattison	17	1-10-MIN 4	Punt	
							3	Cam Akers	10	2-3-CAR 49	Touchdown	
10/08	at Detroit	2	Laviska Shenault Jr.	11	1-10-DET 19	Touchdown	1	David Montgomery	42T	1-10-CAR 42	Touchdown	
		3	Laviska Shenault Jr.	11	1-10-CAR 22	Punt	3	David Montgomery	10	3-6-CAR 14	Touchdown	
							4	Craig Reynolds	17	1-10-CAR 48	Touchdown	
							4	Craig Reynolds	19	2-3-CAR 24	Touchdown	
10/15	at Miami	1	Chuba Hubbard	19	2-9-MIA 25	Touchdown	2	Raheem Mostert	49	1-10-MIA 43	Touchdown	
							3	Raheem Mostert	11	1-10-CAR 33	Touchdown	
							4	Raheem Mostert	13	1-10-MIA 35	Punt	
							4	Chris Brooks	28	2-10-CAR 37	Touchdown	
10/29	Houston	NONE					1	C.J. Stroud	12	1-10-CAR 49	Punt	
							1	Tank Dell	11	2-6-HOU 41	Touchdown	
							3	Dameon Pierce	16	2-11-HOU 35	Touchdown	
11/09	at Chicago	--	--	--	--	--	--	--	--	--		
11/19	Dallas	--	--	--	--	--	--	--	--	--		
11/26	at Tennessee	--	--	--	--	--	--	--	--	--		
12/03	at Tampa Bay	--	--	--	--	--	--	--	--	--		
12/10	at New Orleans	--	--	--	--	--	--	--	--	--		
12/16	Atlanta	--	--	--	--	--	--	--	--	--		
12/24	Green Bay	--	--	--	--	--	--	--	--	--		
12/31	at Jacksonville	--	--	--	--	--	--	--	--	--		
01/07	Tampa Bay	--	--	--	--	--	--	--	--	--		
TOTALS				14 - 199 (14.2), 0 TDS					28 - 484 (17.3), 1 TDS			

DRIVE CHARTS

WEEK 5: PANTHERS 24, LIONS 42

OCTOBER 8, 2023

PANTHERS

LIONS

#	RECD	LOST	POSS	OBTAINED	BEGAN	PLAYS	YDS	PEN	NET	1ST ENDED	GIVEN UP
1	15:00	10:58	4:02	Kickoff	CAR 25	8	36	-5	31	2 DET 44	Punt
2	09:41	07:28	2:13	Kickoff	CAR 17	5	14	0	14	1 CAR 31	Int
3	04:53	12:48	7:05	Kickoff	CAR 25	14	75	0	75	7 DET 1	TD
4	10:07	09:58	0:09	Downs	CAR 37	1	1	0	1	0 CAR 37	Fumble
5	03:50	03:29	0:21	Kickoff	CAR 23	1	0	0	0	0 CAR 23	Int
6	03:21	00:06	3:15	Kickoff	CAR 32	9	48	5	53	3 DET 15	Field Goal
7	08:27	06:15	2:12	Punt	CAR 10	5	27	-10	17	2 CAR 27	Punt
8	05:21	04:31	0:50	Punt	CAR 16	3	6	-15	-9	0 CAR 7	Punt
9	14:58	11:52	3:06	Kickoff	CAR 25	7	60	15	75	5 DET 18	TD
10	07:27	01:55	5:32	Kickoff	CAR 25	13	75	0	75	6 DET 1	TD
1	10:58	09:41	1:17	Punt	DET 19	3	81	0	81	3 CAR 42	TD
2	07:28	04:53	2:35	Int	CAR 20	5	20	0	20	2 CAR 4	TD
3	12:48	10:07	2:41	Kickoff	DET 19	8	44	0	44	2 CAR 37	Downs
4	09:58	03:50	6:08	Fumble	CAR 38	10	38	0	38	4 CAR 1	TD
5	03:29	03:21	0:08	Int	CAR 31	1	31	0	31	1 CAR 31	TD
6	00:06	00:00	0:06	Kickoff	DET 25	1	-1	0	-1	0 DET 25	End Half
7	15:00	08:27	6:33	Kickoff	DET 25	11	32	0	32	3 CAR 43	Punt
8	06:15	05:21	0:54	Punt	DET 28	3	4	0	4	0 DET 32	Punt
9	04:31	14:58	4:33	Punt	DET 49	8	51	0	51	4 CAR 1	TD
10	11:52	07:27	4:25	Kickoff	DET 25	7	75	0	75	4 CAR 5	TD
11	01:55	00:00	1:55	Kickoff	CAR 45	3	2	0	2	0 CAR 42	End Game

WEEK 6: PANTHERS 21, DOLPHINS 42

OCTOBER 15, 2023

PANTHERS

DOLPHINS

#	RECD	LOST	POSS	OBTAINED	BEGAN	PLAYS	YDS	PEN	NET	1ST ENDED	GIVEN UP
1	15:00	13:07	1:53	Kickoff	CAR 25	3	6	0	6	0 CAR 31	Punt
2	11:00	07:13	3:47	Punt	CAR 36	7	64	0	64	4 MIA 6	TD
3	05:27	00:06	5:21	Punt	CAR 26	10	69	5	74	6 MIA 8	TD
4	11:13	08:20	2:53	Kickoff	CAR 25	7	31	0	31	2 CAR 49	Downs
5	07:00	05:01	1:59	Kickoff	CAR 25	3	4	0	4	0 CAR 29	Punt
6	01:54	00:00	1:54	Kickoff	CAR 35	8	40	0	40	2 MIA 25	Missed FG
7	14:40	11:32	3:08	Punt	CAR 30	6	6	0	6	1 CAR 36	Punt
8	06:21	02:28	3:53	Kickoff	CAR 25	10	51	0	51	2 MIA 24	Downs
9	12:23	09:43	2:40	Kickoff	CAR 25	4	-8	0	-8	1 CAR 17	Punt
10	07:27	04:49	2:38	Punt	CAR 8	7	27	5	32	3 CAR 40	Downs
11	02:31	01:53	0:38	Kickoff	CAR 25	4	6	0	6	0 CAR 31	Downs
1	13:07	11:00	2:07	Punt	MIA 26	3	6	0	6	0 MIA 32	Punt
2	07:13	05:27	1:46	Kickoff	MIA 25	3	-1	0	-1	0 MIA 24	Punt
3	00:06	11:13	3:53	Kickoff	MIA 25	9	75	0	75	5 CAR 3	TD
4	08:20	07:00	1:20	Downs	MIA 43	3	57	0	57	2 CAR 4	TD
5	05:01	01:54	3:07	Punt	MIA 28	9	72	0	72	3 CAR 41	TD
6	15:00	14:40	0:20	Kickoff	MIA 25	3	0	0	0	0 MIA 25	Punt
7	11:32	06:21	5:11	Punt	MIA 9	8	86	5	91	4 CAR 4	TD
8	02:28	12:23	5:05	Downs	MIA 24	12	75	1	76	6 CAR 1	TD
9	09:43	07:27	2:16	Punt	MIA 35	4	11	0	11	1 MIA 46	Punt
10	04:49	04:26	0:23	Downs	CAR 39	3	0	0	0	0 CAR 39	Int
11	04:26	02:31	1:55	Kickoff	CAR 37	5	37	0	37	2 CAR 9	TD
12	01:53	00:00	1:53	Downs	CAR 31	3	-4	0	-4	0 CAR 34	End Game

WEEK 8: PANTHERS 15, TEXANS 13

OCTOBER 29, 2023

PANTHERS

TEXANS

#	RECD	LOST	POSS	OBTAINED	BEGAN	PLAYS	YDS	PEN	NET	1ST ENDED	GIVEN UP
1	13:40	11:49	1:51	Punt	CAR 10	3	-3	-1	-4	0 CAR 6	Punt
2	09:40	07:33	2:07	Punt	CAR 8	4	21	0	21	1 CAR 29	Punt
3	13:13	07:43	5:30	Kickoff	CAR 34	10	49	15	64	3 HOU 2	Downs
4	04:53	01:35	3:18	Punt	CAR 40	9	60	0	60	5 HOU 1	TD
5	01:06	00:00	1:06	Punt	CAR 19	4	4	0	4	1 CAR 31	End Half
6	15:00	10:46	4:14	Kickoff	CAR 23	9	49	0	49	2 HOU 28	Field Goal
7	09:55	07:58	1:57	Fumble	HOU 27	4	8	0	8	0 HOU 19	Field Goal
8	00:35	13:32	2:03	Kickoff	HOU 47	3	-10	0	-10	0 CAR 43	Punt
9	10:36	08:30	2:06	Punt	CAR 21	3	-12	0	-12	0 CAR 9	Punt
10	06:17	00:00	6:17	Punt	CAR 9	15	58	28	86	8 HOU 5	Field Goal
1	15:00	13:40	1:20	Kickoff	HOU 21	3	8	0	8	0 HOU 29	Punt
2	11:49	09:40	2:09	Punt	CAR 49	4	8	0	8	1 CAR 41	Punt
3	07:33	13:13	9:20	Punt	HOU 8	17	92	0	92	7 CAR 1	TD
4	07:43	04:53	2:50	Downs	HOU 2	5	8	0	8	1 HOU 10	Punt
5	01:35	01:06	0:29	Kickoff	HOU 25	3	-13	0	-13	0 HOU 12	Punt
6	10:46	09:55	0:51	Kickoff	HOU 19	2	11	0	11	0 HOU 22	Fumble
7	07:58	00:35	7:23	Kickoff	HOU 25	12	80	-5	75	5 CAR 1	TD
8	13:32	10:36	2:56	Punt	HOU 21	5	18	0	18	1 HOU 39	Punt
9	08:30	06:17	2:13	Punt	HOU 48	5	17	-5	12	1 CAR 40	Punt

GAME SUMMARIES



WEEK 1

Carolina Panthers 10, Atlanta Falcons 24
69,597 Mercedes-Benz Stadium Sep 10, 2023



Carolina Panthers	0	7	3	0	—	10
Atlanta Falcons	0	7	3	14	—	24

SCORING DRIVES

TEAM	QTR	TIME	SCORING PLAY	CAR	ATL
Falcons	2	14:54	B.Robinson 11 yd. pass from D.Ridder (Y.Koo kick) (3-17, 1:07)	0	7
Panthers	2	05:09	H.Hurst 4 yd. pass from B.Young (E.Pineiro kick) (12-75, 7:18)	7	7
Panthers	3	10:46	E.Pineiro 43 yd. Field Goal (9-50, 4:14)	10	7
Falcons	3	04:52	Y.Koo 49 yd. Field Goal (4-5, 1:46)	10	10
Falcons	4	14:12	T.Allgeier 3 yd. run (Y.Koo kick) (7-61, 3:12)	10	17
Falcons	4	04:48	T.Allgeier 3 yd. run (Y.Koo kick) (6-56, 2:21)	10	24

ATLANTA FALCONS	
OFFENSE	DEFENSE
WR 5 D. London	OLB 48 B. Dupree
TE 85 M. Pruitt	DL 93 C. Campbell
TE 8 K. Pitts	DL 97 G. Jackson
QB 9 D. Ridder	DL 90 D. Onyemata
RB 7 B. Robinson	ILB 55 K. Ellis
	ILB 44 T. Andersen
	CB 33 T. Flowers
	CB 24 A. Terrell
	CB 20 D. Alford

CAROLINA PANTHERS	
OFFENSE	DEFENSE
LT 79 I. Ekwonu	DE 99 S. Tuttle
LG 70 B. Christensen	DE 95 D. Brown
C 56 B. Bozeman	OLB 0 B. Burns
RG 62 C. Zavala	OLB 50 J. Houston
RT 72 T. Moton	LB 49 F. Luvu
TE 81 H. Hurst	LB 7 S. Thompson
WR 19 A. Thielen	CB 26 D. Jackson
WR 88 T. Marshall Jr.	CB 8 J. Horn
WR 15 J. Mingo	S 25 X. Woods
QB 9 B. Young	S 24 V. Bell
RB 6 M. Sanders	NCB 21 J. Chinn

CAROLINA PANTHERS

PASSING	ATT	CP	YDS	SK/YD	TD	LG	INT	RTG
Bryce Young	38	20	146	2/19	1	14	2	48.8
TOTAL	38	20	146	2/19	1	14	2	48.8

RUSHING	ATT	YDS	AVG	LG	TD
Miles Sanders	18	72	4.0	10	0
Chuba Hubbard	9	60	6.7	21	0
Bryce Young	3	17	5.7	16	0
Laviska Shenault Jr.	2	5	2.5	5	0
TOTAL	32	154	4.8	21	0

RECEIVING	NO	YDS	AVG	LG	TD
Hayden Hurst	5	41	8.2	14	1
Miles Sanders	4	26	6.5	11	0
Terrace Marshall Jr.	2	23	11.5	12	0
Jonathan Mingo	2	17	8.5	9	0
Laviska Shenault Jr.	2	16	8.0	14	0
Adam Thielen	2	12	6.0	9	0
Chuba Hubbard	2	9	4.5	7	0
Giovanni Ricci	1	2	2.0	2	0
TOTAL	20	146	7.3	14	1

TOP DEFENSE	TOT	SOLO	AST	SCK	YDS	INT
Derrick Brown	8	8	0	1.0	13.0	0
Brian Burns	7	5	2	2.0	11.0	0
Jeremy Chinn	7	3	4	0.0	0.0	0

FIELD GOALS	FGM/FGA	PERCENT	RESULTS
Eddy Pineiro	1-1	100.0	43G
TOTAL	1-1	100.0	

ATLANTA FALCONS

PASSING	ATT	CP	YDS	SK/YD	TD	LG	INT	RTG
Desmond Ridder	18	15	115	4/24	1	34	0	111.8
TOTAL	18	15	115	4/24	1	34	0	111.8

RUSHING	ATT	YDS	AVG	LG	TD
Tyler Allgeier	15	75	5.0	22	2
Bijan Robinson	10	56	5.6	21	0
Desmond Ridder	1	-1	-1.0	-1	0
TOTAL	26	130	5.0	22	2

RECEIVING	NO	YDS	AVG	LG	TD
Bijan Robinson	6	27	4.5	17	1
Mack Hollins	3	31	10.3	11	0
Tyler Allgeier	3	19	6.3	12	0
Kyle Pitts	2	44	22.0	34	0
Desmond Ridder	1	-6	-6.0	-6	0
TOTAL	15	115	7.7	34	1

TOP DEFENSE	TOT	SOLO	AST	SCK	YDS	INT
Jessie Bates III	10	5	5	0.0	0.0	2
Troy Andersen	10	3	7	0.5	3.5	0
Kaden Ellis	9	6	3	0.0	0.0	0

FIELD GOALS	FGM/FGA	PERCENT	RESULTS
Younghoe Koo	1-1	100.0	49G
TOTAL	1-1	100.0	

Team Statistics

	Panthers	Falcons
First Downs	20	13
3rd-Down Eff. (Made/Att/Pct)	5/14/36%	2/10/20%
4th-Down Eff. (Made/Att/Pct)	0/2/0%	0/0/0%
Total Net Yards	281	221
Total Plays	72	48
Yards Per Play	3.9	4.6
Rushes/Net Yards	32/154	26/130
Net Passing	127	91
Pass Attempts/Completions	38/20	18/15
Had Intercepted	2	0
Sacked/Yards Lost	2/19	4/24
Punts/Average	5/53.2	7/48.1
Penalties/Yards	9/66	6/43
Fumbles/Lost	2/1	1/0
Possession Time	34:41	25:19

GAME SUMMARIES



20

WEEK 2

New Orleans Saints 20, Carolina Panthers 17

72,709 Bank of America Stadium Sep 18, 2023



17

New Orleans Saints	3	3	7	7	—	20
Carolina Panthers	3	0	3	11	—	17

SCORING DRIVES

TEAM	QTR	TIME	SCORING PLAY	NO	CAR
Panthers	1	07:04	E.Pineiro 52 yd. Field Goal (9-31, 4:53)	0	3
Saints	1	00:36	B.Grupe 28 yd. Field Goal (15-65, 6:28)	3	3
Saints	2	09:52	B.Grupe 23 yd. Field Goal (12-51, 4:23)	6	3
Panthers	3	09:10	E.Pineiro 54 yd. Field Goal (4-5, 1:15)	6	6
Saints	3	02:56	T.Jones 2 yd. run (B.Grupe kick) (10-75, 6:14)	13	6
Panthers	4	05:30	E.Pineiro 36 yd. Field Goal (11-62, 7:17)	13	9
Saints	4	03:14	T.Jones 2 yd. run (B.Grupe kick) (6-79, 2:16)	20	9
Panthers	4	01:16	A.Thielen 3 yd. pass from B.Young (B.Young-A.Thielen pass) (11-75, 1:58)	20	17

NEW ORLEANS SAINTS

OFFENSE		DEFENSE	
WR	13 M. Thomas	DT	99 K. Saunders
TE	83 J. Johnson	DT	93 N. Shepherd
TE	87 F. Moreau	SS	32 T. Mathieu
C	78 E. McCoy	SS	6 M. Maye
C	51 C. Ruiz		
QB	4 D. Carr		
QB	7 T. Hill		
RB	21 J. Williams		

CAROLINA PANTHERS

OFFENSE		DEFENSE	
LT	79 I. Ekwonu	DE	99 S. Tuttle
LG	62 C. Zavala	DE	95 D. Brown
C	56 B. Bozeman	OLB	50 J. Houston
RG	68 C. Mays	OLB	0 B. Burns
RT	72 T. Moton	LB	49 F. Luvu
TE	81 H. Hurst	LB	7 S. Thompson
TE	80 I. Thomas	CB	26 D. Jackson
WR	19 A. Thielen	CB	23 C. Henderson
WR	15 J. Mingo	S	25 X. Woods
OB	9 B. Young	S	24 V. Bell
RB	6 M. Sanders	NCB	21 J. Chinn

NEW ORLEANS SAINTS

PASSING	ATT	CP	YDS	SK/YD	TD	LG	INT	RTG
Derek Carr	36	21	228	4/29	0	45	1	65.5
Taysom Hill	1	1	8	0/0	0	8	0	100.0
TOTAL	37	22	236	4/29	0	45	1	66.9

RUSHING	ATT	YDS	AVG	LG	TD
Taysom Hill	9	75	8.3	19	0
Tony Jones Jr.	12	34	2.8	6	2
Jamaal Williams	9	29	3.2	7	0
Derek Carr	3	-4	-1.3	-1	0
TOTAL	33	134	4.1	19	2

RECEIVING	NO	YDS	AVG	LG	TD
Michael Thomas	7	55	7.9	19	0
Chris Olave	6	86	14.3	42	0
Rashid Shaheed	4	63	15.8	45	0
Foster Moreau	2	20	10.0	14	0
Juwon Johnson	2	13	6.5	8	0
Taysom Hill	1	-1	-1.0	-1	0
TOTAL	22	236	10.7	45	0

TOP DEFENSE	TOT	SOLO	AST	SCK	YDS	INT
Marcus Maye	7	6	1	1.0	0.0	0
Demario Davis	7	4	3	1.0	5.0	0
Pete Werner	7	3	4	0.0	0.0	0

FIELD GOALS	FGM/FGA	PERCENT	RESULTS
Blake Grupe	2-2	100.0	28G, 23G
TOTAL	2-2	100.0	

CAROLINA PANTHERS

PASSING	ATT	CP	YDS	SK/YD	TD	LG	INT	RTG
Bryce Young	33	22	153	4/14	1	22	0	87.1
TOTAL	33	22	153	4/14	1	22	0	87.1

RUSHING	ATT	YDS	AVG	LG	TD
Miles Sanders	14	43	3.1	13	0
Bryce Young	2	34	17.0	26	0
Chuba Hubbard	2	16	8.0	14	0
Laviska Shenault Jr.	1	7	7.0	7	0
TOTAL	19	100	5.3	26	0

RECEIVING	NO	YDS	AVG	LG	TD
Adam Thielen	7	54	7.7	15	1
Chuba Hubbard	5	34	6.8	11	0
Jonathan Mingo	3	26	8.7	22	0
Hayden Hurst	3	20	6.7	9	0
Miles Sanders	3	4	1.3	7	0
DJ Chark Jr.	1	15	15.0	15	0
TOTAL	22	153	7.0	22	1

TOP DEFENSE	TOT	SOLO	AST	SCK	YDS	INT
Frankie Luvu	9	4	5	2.0	15.0	0
Xavier Woods	8	4	4	0.0	0.0	0
CJ Henderson	7	6	1	0.0	0.0	0

FIELD GOALS	FGM/FGA	PERCENT	RESULTS
Eddy Piñeiro	3-3	100.0	52G, 54G, 36G
TOTAL	3-3	100.0	

Team Statistics

	Saints	Panthers
First Downs	23	14
3rd-Down Eff. (Made/Att/Pct)	7/16/44%	4/14/29%
4th-Down Eff. (Made/Att/Pct)	0/0/0%	1/1/100%
Total Net Yards	341	239
Total Plays	74	56
Yards Per Play	4.6	4.3
Rushes/Net Yards	33/134	19/100
Net Passing	207	139
Pass Attempts/Completions	37/22	33/22
Had Intercepted	1	0
Sacked/Yards Lost	4/29	4/14
Punts/Average	5/42.0	5/47.8
Penalties/Yards	3/32	6/35
Fumbles/Lost	0/0	1/1
Possession Time	32:49	27:11

GAME SUMMARIES



WEEK 3

Carolina Panthers 27, Seattle Seahawks 37
68,699 🏈 Lumen Field 🏈 Sep 24, 2023



Carolina Panthers	3	10	0	14	—	27
Seattle Seahawks	3	9	10	15	—	37

SCORING DRIVES

TEAM	QTR	TIME	SCORING PLAY	CAR	SEA
Panthers	1	07:47	E.Pineiro 47 yd. Field Goal (11-50, 5:38)	3	0
Seahawks	1	03:33	J.Myers 43 yd. Field Goal (10-50, 4:14)	3	3
Seahawks	2	12:07	J.Myers 35 yd. Field Goal (8-64, 4:03)	3	6
Seahawks	2	08:45	J.Myers 33 yd. Field Goal (6-46, 2:00)	3	9
Panthers	2	04:54	D.Chark 47 yd. pass from A.Dalton (E.Pineiro kick) (8-75, 3:51)	10	9
Panthers	2	02:39	E.Pineiro 44 yd. Field Goal (4-2, 1:37)	13	9
Seahawks	2	00:44	J.Myers 37 yd. Field Goal (11-54, 1:55)	13	12
Seahawks	3	09:45	J.Myers 39 yd. Field Goal (9-55, 4:08)	13	15
Seahawks	3	03:52	K.Walker 1 yd. run (J.Myers kick) (8-55, 4:17)	13	22
Panthers	4	14:55	M.Sanders 1 yd. run (E.Pineiro kick) (9-75, 3:57)	20	22
Seahawks	4	11:40	K.Walker 7 yd. run (J.Myers kick) (6-69, 3:15)	20	29
Seahawks	4	04:17	J.Bobo 5 yd. pass from G.Smith (G.Smith-T.Lockett pass) (5-27, 0:30)	20	37
Panthers	4	01:40	A.Thielen 15 yd. pass from A.Dalton (E.Pineiro kick) (11-75, 2:37)	27	37

SEATTLE SEAHAWKS

OFFENSE		DEFENSE	
WR 14	D. Metcalf	OLB 10	U. Nwosu
LT 78	S. Forsythe	NT 90	J. Reed
LG 68	D. Lewis	DE 55	D. Jones
C 63	E. Brown	OLB 53	B. Mafe
RG 75	A. Bradford	ILB 54	B. Wagner
RT 74	J. Curhan	ILB 56	J. Brooks
TE 84	C. Parkinson	ILB 0	D. Bush
TE 87	N. Fant	LCB 21	D. Witherspoon
WR 16	T. Lockett	RCB 22	T. Brown
QB 7	G. Smith	S 20	J. Love
RB 9	K. Walker III	S 6	Q. Diggs

CAROLINA PANTHERS		DEFENSE	
LT 79	I. Ekwonu	DE 99	S. Tuttle
LG 62	C. Zavaia	DE 95	D. Brown
C 56	B. Bozeman	DE 95	J. Houston
RG 76	C. Throckmorton	OLB 50	B. Burns
RT 72	T. Moton	LB 49	F. Luvu
TE 80	I. Thomas	LB 40	D. Jones
TE 82	T. Tremble	CB 26	D. Jackson
WR 19	A. Thielen	CB 23	C. Henderson
WR 15	J. Mingo	S 25	X. Woods
QB 14	A. Dalton	S 24	V. Bell
RB 6	M. Sanders	NCB 21	J. Chimm

CAROLINA PANTHERS

PASSING	ATT	CP	YDS	SK/YD	TD	LG	INT	RTG
Andy Dalton	58	34	361	3/27	2	47t	0	88.4
TOTAL	58	34	361	3/27	2	47t	0	88.4

RUSHING	ATT	YDS	AVG	LG	TD
Miles Sanders	9	24	2.7	15	1
Andy Dalton	2	11	5.5	10	0
Laviska Shenault Jr.	2	7	3.5	5	0
Chuba Hubbard	1	2	2.0	2	0
TOTAL	14	44	3.1	15	1

RECEIVING	NO	YDS	AVG	LG	TD
Adam Thielen	11	145	13.2	25	1
Miles Sanders	5	38	7.6	14	0
Terrace Marshall Jr.	5	35	7.0	10	0
DJ Chark Jr.	4	86	21.5	47t	1
Jonathan Mingo	3	21	7.0	9	0
Chuba Hubbard	2	2	1.0	1	0
Tommy Tremble	1	15	15.0	15	0
Hayden Hurst	1	11	11.0	11	0
Ian Thomas	1	8	8.0	8	0
Laviska Shenault Jr.	1	0	0.0	0	0
TOTAL	34	361	10.6	47T	2

TOP DEFENSE	TOT	SOLO	AST	SCK	YDS	INT
Kamu Grugier-Hill	10	7	3	0.0	0.0	0
Vonn Bell	8	8	0	0.0	0.0	0
Derrick Brown	5	3	2	0.0	0.0	0

FIELD GOALS	FGM/FGA	PERCENT	RESULTS
Eddy Piñeiro	2-3	66.7	47G, 44G, 55WR
TOTAL	2-3	66.0	

SEATTLE SEAHAWKS

PASSING	ATT	CP	YDS	SK/YD	TD	LG	INT	RTG
Geno Smith	36	23	296	2/17	1	36	1	87.3
TOTAL	36	23	296	2/17	1	36	1	87.3

RUSHING	ATT	YDS	AVG	LG	TD
Kenneth Walker III	18	97	5.4	36	2
Zach Charbonnet	9	46	5.1	12	0
DeeJay Dallas	2	7	3.5	8	0
Geno Smith	4	-4	-1.0	-1	0
TOTAL	33	146	4.4	36	2

RECEIVING	NO	YDS	AVG	LG	TD
DK Metcalf	6	112	18.7	34	0
Noah Fant	4	41	10.3	13	0
Kenneth Walker III	3	59	19.7	36	0
Colby Parkinson	3	38	12.7	17	0
Tyler Lockett	3	34	11.3	16	0
Jaxon Smith-Njigba	1	10	10.0	10	0
Jake Bobo	1	5	5.0	5t	1
Zach Charbonnet	1	-1	-1.0	-1	0
DeeJay Dallas	1	-2	-2.0	-2	0
TOTAL	23	296	12.9	36	1

TOP DEFENSE	TOT	SOLO	AST	SCK	YDS	INT
Devon Witherspoon	11	8	3	0.0	0.0	0
Jordyn Brooks	8	5	3	0.0	0.0	0
Jarran Reed	8	5	3	2.0	16.0	0

FIELD GOALS	FGM/FGA	PERCENT	RESULTS
Jason Myers	5-5	100.0	43G, 35G, 33G, 37G, 39G
TOTAL	5-5	100.0	

Team Statistics

	Panthers	Seahawks
First Downs	23	27
3rd-Down Eff. (Made/Att/Pct)	10/19/53%	3/13/23%
4th-Down Eff. (Made/Att/Pct)	0/1/0%	1/1/100%
Total Net Yards	378	425
Total Plays	75	71
Yards Per Play	5.0	6.0
Rushes/Net Yards	14/44	33/146
Net Passing	334	279
Pass Attempts/Completions	58/34	36/23
Had Intercepted	0	1
Sacked/Yards Lost	3/27	2/17
Punts/Average	5/49.2	2/46.5
Penalties/Yards	13/82	8/82
Fumbles/Lost	0/0	0/0
Possession Time	29:32	30:28

GAME SUMMARIES



21

WEEK 4

Minnesota Vikings 21, Carolina Panthers 13

72,842 Bank of America Stadium Oct 1, 2023



13

Minnesota Vikings 0 7 14 0 — 21
 Carolina Panthers 7 6 0 0 — 13

SCORING DRIVES

TEAM	QTR	TIME	SCORING PLAY	MIN	CAR
Panthers	1	10:27	S.Franklin 99 yd. interception return (E.Pineiro kick)	0	7
Panthers	2	14:56	E.Pineiro 26 yd. Field Goal (15-61, 8:26)	0	10
Vikings	2	09:43	J.Jefferson 4 yd. pass from K.Cousins (G.Joseph kick) (10-64, 5:13)	7	10
Panthers	2	00:00	E.Pineiro 56 yd. Field Goal (4-18, 0:34)	7	13
Vikings	3	03:58	D.Wonnun 51 yd. fumble return (G.Joseph kick)	14	13
Vikings	3	00:00	J.Jefferson 30 yd. pass from K.Cousins (G.Joseph kick) (4-56, 1:44)	21	13

MINNESOTA VIKINGS

OFFENSE		DEFENSE	
C	65 A. Schlottmann	OLB	91 P. Jones II
TE	87 T. Hockenson	OLB	98 D. Wonnun
WR	3 J. Addison	OLB	99 D. Hunter
WR	17 K. Osborn	DL	97 H. Phillips
WR	18 J. Jefferson	DL	93 J. Roy
QB	8 K. Cousins	CB	7 B. Murphy Jr.
RB	2 A. Mattison	CB	21 A. Evans
		S	24 C. Bynum
		S	44 J. Metellus
		S	22 H. Smith

CAROLINA PANTHERS

OFFENSE		DEFENSE	
LT	79 I. Ekwonu	DE	95 S. Tuttle
LG	62 C. Zavala	DE	95 D. Brown
C	56 B. Bozeman	OLB	50 J. Houston
RG	76 C. Throckmorton	OLB	0 B. Burns
RT	72 T. Moton	LB	49 F. Luvu
TE	81 H. Hurst	CB	26 D. Jackson
WR	17 D. Chark Jr.	CB	23 G. Henderson
WR	19 A. Thielen	S	42 S. Franklin Jr.
WR	88 T. Marshall Jr.	S	24 V. Bell
QB	9 B. Young	NCB	21 J. Chinn
RB	6 M. Sanders	DE	96 D. Williams

MINNESOTA VIKINGS

PASSING	ATT	CP	YDS	SK/YD	TD	LG	INT	RTG
Kirk Cousins	19	12	139	2/9	2	30t	2	80.7
TOTAL	19	12	139	2/9	2	30t	2	80.7

RUSHING	ATT	YDS	AVG	LG	TD
Alexander Mattison	17	95	5.6	17	0
Cam Akers	5	40	8.0	10	0
Kirk Cousins	1	0	0.0	0	0
TOTAL	23	135	5.9	17	0

RECEIVING	NO	YDS	AVG	LG	TD
Justin Jefferson	6	85	14.2	30t	2
T.J. Hockenson	2	24	12.0	16	0
Cam Akers	2	11	5.5	9	0
K.J. Osborn	1	16	16.0	16	0
Alexander Mattison	1	3	3.0	3	0
TOTAL	12	139	11.6	30t	2

TOP DEFENSE	TOT	SOLO	AST	SCK	YDS	INT
Harrison Smith	14	8	6	3.0	35.0	0
Jordan Hicks	13	5	8	0.0	0.0	0
Camryn Bynum	12	9	3	0.0	0.0	0

FIELD GOALS	FGM/FGA	PERCENT	RESULTS
No Field Goals			

CAROLINA PANTHERS

PASSING	ATT	CP	YDS	SK/YD	TD	LG	INT	RTG
Bryce Young	32	25	204	5/55	0	22	0	93.2
TOTAL	32	25	204	5/55	0	22	0	93.2

RUSHING	ATT	YDS	AVG	LG	TD
Chuba Hubbard	14	41	2.9	7	0
Miles Sanders	13	19	1.5	6	0
Bryce Young	2	10	5.0	6	0
Laviska Shenault Jr.	1	7	7.0	7	0
Adam Thielen	1	6	6.0	6	0
TOTAL	31	83	2.7	7	0

RECEIVING	NO	YDS	AVG	LG	TD
Terrace Marshall Jr.	9	56	6.2	14	0
Adam Thielen	7	76	10.9	22	0
Miles Sanders	3	13	4.3	8	0
DJ Chark Jr.	2	28	14.0	18	0
Chuba Hubbard	2	12	6.0	12	0
Laviska Shenault Jr.	1	12	12.0	12	0
Hayden Hurst	1	7	7.0	7	0
TOTAL	25	204	8.2	22	0

TOP DEFENSE	TOT	SOLO	AST	SCK	YDS	INT
Vonn Bell	7	4	3	0.0	0.0	0
Jeremy Chinn	6	6	0	1.0	8.0	0
CJ Henderson	5	5	0	0.0	0.0	0

FIELD GOALS	FGM/FGA	PERCENT	RESULTS
Eddy Pineiro	2-2	100.0	26G, 56G
TOTAL	2-2	100.0	

Team Statistics

First Downs	14	20
3rd-Down Eff. (Made/Att/Pct)	1/8/13%	5/14/36%
4th-Down Eff. (Made/Att/Pct)	1/2/50%	2/3/67%
Total Net Yards	265	232
Total Plays	44	68
Yards Per Play	6.0	3.4
Rushes/Net Yards	23/135	31/83
Net Passing	130	149
Pass Attempts/Completions	19/12	32/25
Had Intercepted	2	0
Sacked/Yards Lost	2/9	5/55
Punts/Average	4/54.0	5/45.8
Penalties/Yards	7/37	6/80
Fumbles/Lost	1/0	2/1
Possession Time	21:31	38:29

Vikings Panthers

GAME SUMMARIES



WEEK 5

Carolina Panthers 24, Detroit Lions 42
63,648 Ford Field Oct 8, 2023



Carolina Panthers	0	10	0	14	—	24
Detroit Lions	14	14	0	14	—	42

SCORING DRIVES

TEAM	QTR	TIME	SCORING PLAY	CAR	DET
Lions	1	09:41	D.Montgomery 42 yd. run (R.Patterson kick) (3-81, 1:17)	0	7
Lions	1	04:53	S.LaPorta 4 yd. pass from J.Goff (R.Patterson kick) (5-20, 2:35)	0	14
Panthers	2	12:48	T.Tremble 1 yd. pass from B.Young (E.Pineiro kick) (14-75, 7:05)	7	14
Lions	2	03:50	J.Reynolds 1 yd. pass from J.Goff (R.Patterson kick) (10-38, 6:08)	7	21
Lions	2	03:21	S.LaPorta 31 yd. pass from J.Goff (R.Patterson kick) (1-31, 0:08)	7	28
Panthers	2	00:06	E.Pineiro 33 yd. Field Goal (9-53, 3:15)	10	28
Lions	4	14:58	J.Goff 1 yd. run (R.Patterson kick) (8-51, 4:33)	10	35
Panthers	4	11:52	D.Chark 18 yd. pass from B.Young (E.Pineiro kick) (7-75, 3:06)	17	35
Lions	4	07:27	C.Reynolds 5 yd. run (R.Patterson kick) (7-75, 4:25)	17	42
Panthers	4	01:55	A.Thielen 1 yd. pass from B.Young (E.Pineiro kick) (13-75, 5:32)	24	42

DETROIT LIONS

OFFENSE		DEFENSE	
WR 0	M. Jones Jr.	DL 53	C. Harris
WR 11	K. Raymond	DL 54	A. McNeill
WR 8	J. Reynolds	DL 94	B. Jones
LT 68	T. Decker	DL 97	A. Hutchinsonson
LG 73	J. Jackson	LB 55	D. Barnes
C 77	F. Ragnow	LB 34	A. Anzalone
RG 80	G. Glasgow	CB 1	C. Sutton
RT 58	P. Sewell	CB 23	J. Jacobs
TE 87	S. LaPorta	CB 25	W. Harris
QB 16	J. Goff	S 21	T. Walker
RB 5	D. Montgomery	S 31	K. Joseph

CAROLINA PANTHERS

OFFENSE		DEFENSE	
LT 79	I. Ekwonu	DE 99	S. Tuttle
LG 62	C. Zavala	DE 95	D. Brown
C 56	B. Bozeman	OLB 50	J. Houston
RG 76	C. Throckmorton	OLB 0	B. Burns
RT 72	T. Moton	LB 49	F. Luvu
TE 81	H. Hurst	LB 54	K. Grugier-Hill
WR 17	D. Chark Jr.	CB 23	C. Henderson
WR 19	A. Thielen	CB 29	D. Jamison
WR 15	J. Mingo	S 42	S. Franklin Jr.
QB 9	B. Young	S 24	V. Bell
RB 6	M. Sanders	NCB 21	J. Chinn

CAROLINA PANTHERS

PASSING	ATT	CP	YDS	SK/YD	TD	LG	INT	RTG
Bryce Young	41	25	247	1/4	3	30	2	82.1
TOTAL	41	25	247	1/4	3	30	2	82.1

RUSHING	ATT	YDS	AVG	LG	TD
Chuba Hubbard	9	35	3.9	6	0
Miles Sanders	7	32	4.6	9	0
Laviska Shenault Jr.	5	27	5.4	11	0
Bryce Young	1	4	4.0	4	0
Andy Dalton	1	1	1.0	1	0
TOTAL	23	99	4.3	11	0

RECEIVING	NO	YDS	AVG	LG	TD
Adam Thielen	11	107	9.7	30	1
Jonathan Mingo	5	48	9.6	13	0
DJ Chark Jr.	3	42	14.0	18	1
Hayden Hurst	3	21	7.0	9	0
Ian Thomas	1	28	28.0	28	0
Tommy Tremble	1	1	1.0	1	1
Chuba Hubbard	1	0	0.0	0	0
TOTAL	25	247	9.9	30	3

TOP DEFENSE	TOT	SOLO	AST	SCK	YDS	INT
Vonn Bell	9	4	5	0.0	0.0	0
Sam Franklin Jr.	8	7	1	0.0	0.0	0
Frankie Luvu	7	3	4	0.0	0.0	0

FIELD GOALS	FGM/FGA	PERCENT	RESULTS
Eddy Piñeiro	1-1	100.0	33G
TOTAL	1-1	100.0	

DETROIT LIONS

PASSING	ATT	CP	YDS	SK/YD	TD	LG	INT	RTG
Jared Goff	28	20	236	2/18	3	31T	0	132.4
TOTAL	28	20	236	2/18	3	31T	0	132.4

RUSHING	ATT	YDS	AVG	LG	TD
David Montgomery	19	109	5.7	42T	1
Craig Reynolds	7	52	7.4	19	1
Jared Goff	2	0	0.0	1	1
Teddy Bridgewater	2	-2	-1.0	-1	0
TOTAL	30	159	5.3	42T	3

RECEIVING	NO	YDS	AVG	LG	TD
Josh Reynolds	4	76	19.0	27	1
Sam LaPorta	3	47	15.7	31T	2
Kalif Raymond	3	45	15.0	23	0
Brock Wright	3	16	5.3	9	0
Marvin Jones Jr.	2	22	11.0	16	0
David Montgomery	2	20	10.0	11	0
Jameson Williams	2	2	1.0	4	0
Zonovan Knight	1	8	8.0	8	0
TOTAL	20	236	11.8	31T	3

TOP DEFENSE	TOT	SOLO	AST	SCK	YDS	INT
Alex Anzalone	11	8	3	0.0	0.0	0
Will Harris	9	7	2	0.0	0.0	0
Derrick Barnes	6	2	4	0.0	0.0	0

FIELD GOALS	FGM/FGA	PERCENT	RESULTS
	No Field Goals		

Team Statistics

	Panthers	Lions
First Downs	26	23
3rd-Down Eff. (Made/Att/Pct)	5/10/50%	4/10/40%
4th-Down Eff. (Made/Att/Pct)	1/1/100%	1/2/50%
Total Net Yards	342	377
Total Plays	65	60
Yards Per Play	5.3	6.3
Rushes/Net Yards	23/99	30/159
Net Passing	243	218
Pass Attempts/Completions	41/25	28/20
Had Intercepted	2	0
Sacked/Yards Lost	1/4	2/18
Punts/Average	3/38.0	2/44.0
Penalties/Yards	7/45	5/35
Fumbles/Lost	1/1	0/0
Possession Time	28:45	31:15

GAME SUMMARIES



WEEK 6

Carolina Panthers 21, Miami Dolphins 42
65,529 🦅 Hard Rock Stadium 🦈 Oct 15, 2023



Carolina Panthers	14	0	0	7	—	21
Miami Dolphins	0	21	7	14	—	42

SCORING DRIVES

TEAM	QTR	TIME	SCORING PLAY	CAR	MIA
Panthers	1	07:13	C.Hubbard 6 yd. run (E.Pineiro kick) (7-64, 3:47)	7	0
Panthers	1	00:06	A.Thielen 8 yd. pass from B.Young (E.Pineiro kick) (10-74, 5:21)	14	0
Dolphins	2	11:13	R.Mostert 3 yd. pass from T.Tagovailoa (J.Sanders kick) (9-75, 3:53)	14	7
Dolphins	2	07:00	J.Waddle 4 yd. pass from T.Tagovailoa (J.Sanders kick) (3-57, 1:20)	14	14
Dolphins	2	01:54	T.Hill 41 yd. pass from T.Tagovailoa (J.Sanders kick) (9-72, 3:07)	14	21
Dolphins	3	06:21	R.Mostert 4 yd. run (J.Sanders kick) (8-91, 5:11)	14	28
Dolphins	4	12:23	R.Mostert 1 yd. run (J.Sanders kick) (12-76, 5:05)	14	35
Panthers	4	04:26	T.Hill 61 yd. interception return (E.Pineiro kick)	21	35
Dolphins	4	02:31	S.Ahmed 9 yd. run (J.Sanders kick) (5-37, 1:55)	21	42

MIAMI DOLPHINS		DEFENSE	
OFFENSE		DEFENSE	
WR	10 T. Hill	DT	92 Z. Sieler
WR	17 J. Waddle	DT	94 C. Wilkins
TE	81 D. Smythe	LB	2 B. Chubb
QB	1 T. Tagovailoa	LB	43 A. Van Ginkel
FB	30 A. Ingold	LB	51 D. Long Jr.
RB	31 R. Mostert	LB	55 J. Baker
		CB	4 K. Kohou
		CB	25 X. Howard
		CB	33 E. Apple
		S	8 J. Holland

CAROLINA PANTHERS		DEFENSE	
OFFENSE		DEFENSE	
LT	79 I. Ekwonu	DE	99 S. Tuttle
LG	68 C. Mays	DE	95 D. Brown
C	56 B. Bozeman	OLB	50 J. Houston
RG	76 C. Throckmorton	OLB	0 B. Burns
RT	72 T. Moton	LB	49 F. Luvu
TE	81 H. Hurst	CB	23 C. Henderson
WR	17 D. Chark Jr.	CB	26 D. Jackson
WR	19 A. Thielen	S	42 S. Franklin Jr.
WR	15 J. Mingo	S	41 M. Farley
QB	9 B. Young	NCB	21 J. Chinn
RB	30 C. Hubbard	DE	96 D. Williams

CAROLINA PANTHERS

PASSING	ATT	CP	YDS	SK/YD	TD	LG	INT	RTG
Bryce Young	38	23	217	4/36	1	27	0	85.1
Johnny Hekker	1	1	7	0/0	0	7	0	95.8
TOTAL	39	24	224	4/36	1	27	0	85.8

RUSHING	ATT	YDS	AVG	LG	TD
Chuba Hubbard	19	88	4.6	19	1
Raheem Blackshear	5	18	3.6	9	0
Laviska Shenault Jr.	1	2	2.0	2	0
TOTAL	25	108	4.3	19	1

RECEIVING	NO	YDS	AVG	LG	TD
Adam Thielen	11	115	10.5	27	1
DJ Chark Jr.	3	26	8.7	24	0
Laviska Shenault Jr.	3	15	5.0	8	0
Tommy Tremble	2	25	12.5	21	0
Jonathan Mingo	2	21	10.5	11	0
Hayden Hurst	1	16	16.0	16	0
Raheem Blackshear	1	4	4.0	4	0
Chuba Hubbard	1	2	2.0	2	0
TOTAL	24	224	9.3	27	1

TOP DEFENSE	TOT	SOLO	AST	SCK	YDS	INT
CJ Henderson	9	8	1	0.0	0.0	0
Frankie Luvu	9	5	4	0.0	0.0	0
Matthias Farley	5	4	1	0.0	0.0	0

FIELD GOALS	FGM/FGA	PERCENT	RESULTS
Eddy Piñeiro	0-1	0.0	43WR
TOTAL	0-1	0.0	

MIAMI DOLPHINS

PASSING	ATT	CP	YDS	SK/YD	TD	LG	INT	RTG
Tua Tagovailoa	31	21	262	0/0	3	47	0	126.0
Mike White	1	0	0	0/0	0	0	1	0.0
TOTAL	32	21	262	0/0	3	47	1	109.1

RUSHING	ATT	YDS	AVG	LG	TD
Raheem Mostert	17	115	6.8	49	2
Chris Brooks	6	28	4.7	28	0
Salvon Ahmed	6	23	3.8	9t	1
Tua Tagovailoa	1	0	0.0	0	0
Mike White	3	-4	-1.3	-1	0
TOTAL	33	162	4.9	49	3

RECEIVING	NO	YDS	AVG	LG	TD
Jaylen Waddle	7	51	7.3	17	1
Tyreek Hill	6	163	27.2	47	1
Raheem Mostert	3	17	5.7	8	1
Salvon Ahmed	3	11	3.7	9	0
Braxton Berrios	2	20	10.0	10	0
TOTAL	21	262	12.5	47	3

TOP DEFENSE	TOT	SOLO	AST	SCK	YDS	INT
David Long Jr.	11	4	7	0.0	0.0	0
Eli Apple	6	4	2	0.0	0.0	0
Bradley Chubb	6	4	2	1.0	6.0	0

FIELD GOALS	FGM/FGA	PERCENT	RESULTS
			No Field Goals

Team Statistics

	Panthers	Dolphins
First Downs	21	23
3rd-Down Eff. (Made/Att/Pct)	5/14/36%	7/13/54%
4th-Down Eff. (Made/Att/Pct)	0/4/0%	0/0/0%
Total Net Yards	296	424
Total Plays	68	65
Yards Per Play	4.4	6.5
Rushes/Net Yards	25/108	33/162
Net Passing	188	262
Pass Attempts/Completions	39/24	32/21
Had Intercepted	0	1
Sacked/Yards Lost	4/36	0/0
Punts/Average	4/47.3	4/48.5
Penalties/Yards	3/11	3/25
Fumbles/Lost	1/0	1/0
Possession Time	30:44	29:16

GAME SUMMARIES



13

WEEK 8

Houston Texans 13, Carolina Panthers 15

71,505 Bank of America Stadium Oct 29, 2023



15

Houston Texans	0	7	6	0	—	13
Carolina Panthers	0	6	6	3	—	15

SCORING DRIVES

TEAM	QTR	TIME	SCORING PLAY	HOU	CAR
Texans	2	13:13	A.Beck 1 yd. run (K.Fairbairn kick) (17-92, 9:20)	7	0
Panthers	2	01:35	T.Tremble 1 yd. pass from B.Young (kick failed, wr) (9-60, 3:18)	7	6
Panthers	3	10:46	E.Pineiro 46 yd. Field Goal (9-49, 4:14)	7	9
Panthers	3	07:58	E.Pineiro 37 yd. Field Goal (4-8, 1:57)	7	12
Texans	3	00:35	C.Stroud 1 yd. run (pass failed) (12-75, 7:23)	13	12
Panthers	4	00:00	E.Pineiro 23 yd. Field Goal (15-86, 6:17)	13	15

HOUSTON TEXANS	
OFFENSE	DEFENSE
QB 7 C. Stroud	DE 51 W. Anderson Jr.
RB 31 D. Pierce	DE 52 J. Greenard
WR 12 N. Collins	DT 96 M. Collins
WR 85 N. Brown	DT 93 K. Hinsh
WR 3 T. Dell	LB 39 H. To'oTo'o
TE 86 D. Schultz	LB 48 C. Harris
LT 78 L. Tunsil	LB 53 B. Cashman
LG 71 T. Howard	CB 0 S. Griffin
RG 68 J. Patterson	CB 21 S. Nelson
RT 77 G. Fant	S 5 J. Pitre
	S 1 J. Ward

CAROLINA PANTHERS	
OFFENSE	DEFENSE
LT 79 I. Ekwonu	DE 99 S. Tuttle
LG 76 C. Throckmorton	DE 95 D. Brown
C 56 B. Bozeman	OLB 50 J. Houston
RG 63 A. Corbett	OLB 0 B. Burns
RT 72 T. Moton	LB 49 F. Luvu
TE 81 H. Hurst	LB 40 D. Jones
WR 17 D. Chark Jr.	CB 23 C. Henderson
WR 19 A. Thielen	CB 26 D. Jackson
WR 15 J. Mingo	S 25 X. Woods
QB 9 B. Young	S 24 V. Bell
RB 30 C. Hubbard	NCB 13 T. Hill

HOUSTON TEXANS

PASSING	ATT	CP	YDS	SK/YD	TD	LG	INT	RTG
C.J. Stroud	24	16	140	2/21	0	31	0	81.9
TOTAL	24	16	140	2/21	0	31	0	81.9

RUSHING	ATT	YDS	AVG	LG	TD
Dameon Pierce	12	46	3.8	16	0
Devin Singletary	10	30	3.0	9	0
Tank Dell	3	15	5.0	11	0
C.J. Stroud	2	13	6.5	12	1
Mike Boone	1	5	5.0	5	0
Andrew Beck	2	1	0.5	1t	1
TOTAL	30	110	3.7	16	2

RECEIVING	NO	YDS	AVG	LG	TD
Nico Collins	4	30	7.5	15	0
Noah Brown	3	57	19.0	31	0
Tank Dell	3	16	5.3	9	0
Devin Singletary	2	13	6.5	10	0
Dalton Schultz	2	5	2.5	9	0
Mike Boone	1	11	11.0	11	0
Andrew Beck	1	8	8.0	8	0
TOTAL	16	140	8.8	31	0

TOP DEFENSE	TOT	SOLO	AST	SCK	YDS	INT
Denzel Perryman	9	6	3	0.5	4.5	0
Shaquill Griffin	8	8	0	0.0	0.0	0
Jimmie Ward	8	3	5	0.0	0.0	0

FIELD GOALS	FGM/FGA	PERCENT	RESULTS
No Field Goals			

CAROLINA PANTHERS

PASSING	ATT	CP	YDS	SK/YD	TD	LG	INT	RTG
Bryce Young	31	22	235	6/55	1	40	0	103.6
TOTAL	31	22	235	6/55	1	40	0	103.6

RUSHING	ATT	YDS	AVG	LG	TD
Chuba Hubbard	15	28	1.9	8	0
Bryce Young	4	11	2.8	7	0
Raheem Blackshear	3	5	1.7	6	0
Miles Sanders	2	0	0.0	4	0
TOTAL	24	44	1.8	8	0

RECEIVING	NO	YDS	AVG	LG	TD
Adam Thielen	8	72	9.0	31	0
Jonathan Mingo	4	62	15.5	40	0
Raheem Blackshear	2	26	13.0	19	0
Chuba Hubbard	2	26	13.0	14	0
DJ Chark Jr.	2	23	11.5	20	0
Tommy Tremble	2	4	2.0	3	1
Stephen Sullivan	1	13	13.0	13	0
Terrace Marshall Jr.	1	9	9.0	9	0
TOTAL	22	235	10.7	40	1

TOP DEFENSE	TOT	SOLO	AST	SCK	YDS	INT
Frankie Luu	12	7	5	1.0	11.0	0
Xavier Woods	8	6	2	0.0	0.0	0
Donte Jackson	5	5	0	0.0	0.0	0

FIELD GOALS	FGM/FGA	PERCENT	RESULTS
Eddy Pineiro	3-3	100.0	46G, 37G, 23G
TOTAL	3-3	100.0	

Team Statistics

	Texans	Panthers
First Downs	16	20
3rd-Down Eff. (Made/Att/Pct)	5/12/42%	5/14/36%
4th-Down Eff. (Made/Att/Pct)	1/1/100%	1/2/50%
Total Net Yards	229	224
Total Plays	56	61
Yards Per Play	4.1	3.7
Rushes/Net Yards	30/110	24/44
Net Passing	119	180
Pass Attempts/Completions	24/16	31/22
Had Intercepted	0	0
Sacked/Yards Lost	2/21	6/55
Punts/Average	6/47.8	4/50.8
Penalties/Yards	10/70	3/20
Fumbles/Lost	1/1	0/0
Possession Time	29:31	30:29

***ALL-TIME
STATISTICAL LEADERS***



ALL-TIME CAREER SCORERS

SCORING	YEARS	TD	TDr	TDp	TDrt	FG - ATT	PAT - ATT	2pt	S	PTS
Kasay, John	1995-2010	0	0	0	0	351 - 424	429 - 438	0	0	1482
Gano, Graham	2012-2019	0	0	0	0	165 - 193	247 - 260	0	0	742
Smith, Steve	2001-2013	75	2	67	6	0 - 0	0 - 0	2	0	454
Newton, Cam	2011-19, 2021	63	63	0	0	0 - 0	0 - 0	2	0	382
Stewart, Jonathan	2008-2017	58	51	7	0	0 - 0	0 - 0	0	0	348
Williams, DeAngelo	2006-2014	53	46	7	0	0 - 0	0 - 0	2	0	322
Muhammad, Muhsin	1996-04; 08-09	50	0	50	0	0 - 0	0 - 0	2	0	304
McCaffrey, Christian	2017-2022	50	32	18	0	0 - 0	0 - 0	1	0	302
Walls, Wesley	1996-2002	44	0	44	0	0 - 0	0 - 0	0	0	264
Olsen, Greg	2011-2019	39	0	39	0	0 - 0	0 - 0	2	0	238
Slye, Joey	2019-2020	0	0	0	0	54 - 66	64 - 71	0	0	226
Pineiro, Eddy	2022-2023	0	0	0	0	45 - 49	42 - 44	0	0	176
Funchess, Devin	2015-2018	21	0	21	0	0 - 0	0 - 0	1	0	128
Moore, DJ	2018-2022	21	0	21	0	0 - 0	0 - 0	1	0	128
Davis, Stephen	2003-2005	20	20	0	0	0 - 0	0 - 0	0	0	120
Ginn Jr., Ted	2013, 2015-16	19	0	19	0	0 - 0	0 - 0	0	0	114
Samuel, Curtis	2017-2020	19	5	14	0	0 - 0	0 - 0	0	0	114
Tolbert, Mike	2012-2016	19	13	6	0	0 - 0	0 - 0	0	0	114
Mare, Olindo	2011	0	0	0	0	22 - 28	44 - 45	0	0	110
Benjamin, Kelvin	2014-2017	18	0	18	0	0 - 0	0 - 0	0	0	108
Biakabutuka, Tshimanga	1996-2001	17	14	3	0	0 - 0	0 - 0	0	0	102
Nedney, Joe	2000	0	0	0	0	26 - 28	20 - 20	0	0	98
Foster, DeShaun	2002-2007	14	10	4	0	0 - 0	0 - 0	0	0	84
Gonzalez, Zane	2021-2022	0	0	0	0	20 - 22	22 - 23	0	0	82
Carrier, Mark	1995-1998	13	0	13	0	0 - 0	0 - 0	0	0	78
LaFell, Brandon	2010-2013	13	0	13	0	0 - 0	0 - 0	0	0	78
Lane, Fred	1997-1999	13	13	0	0	0 - 0	0 - 0	0	0	78
Jeffers, Patrick	1999-2001	12	0	12	0	0 - 0	0 - 0	0	0	72
Ismail, Raghib	1996-1998	11	1	10	0	0 - 0	0 - 0	0	0	66
Graham, Shayne	2002	0	0	0	0	13 - 18	21 - 21	0	0	60
Anderson, Robbie	2020 - 2022	9	0	9	0	0 - 0	0 - 0	1	0	56
Goings, Nick	2001-2008	9	6	3	0	0 - 0	0 - 0	1	0	56
Johnson, Anthony	1995-1999	9	7	2	0	0 - 0	0 - 0	1	0	56
Hubbard, Chuba	2021 - 2023	9	8	1	0	0 - 0	0 - 0	0	0	54
Floyd, William	1998-2000	9	7	2	0	0 - 0	0 - 0	0	0	54
Green, Willie	1995-1996	9	0	9	0	0 - 0	0 - 0	0	0	54
Hoover, Brad	2000-2009	9	3	6	0	0 - 0	0 - 0	0	0	54
King, Jeff	2006-2010	9	0	9	0	0 - 0	0 - 0	0	0	54

ALL-TIME CAREER SCORERS

SCORING	YEARS	TD	TDr	TDp	TDrt	FG - ATT	PAT - ATT	2pt	S	PTS
Mangum, Kris	1997-2006	9	0	9	0	0 - 0	0 - 0	0	0	54
Brown, Corey	2014-2016	8	0	7	1	0 - 0	0 - 0	0	0	48
Carter, Drew	2004-2007	8	0	8	0	0 - 0	0 - 0	0	0	48
Davis, Mike	2019-2020	8	7	1	0	0 - 0	0 - 0	0	0	48
Proehl, Ricky	2003-2005	8	0	8	0	0 - 0	0 - 0	0	0	48
Cunningham, Richie	1999-2000	0	0	0	0	8 - 10	22 - 23	0	0	46
Colbert, Keary	2004-2007	7	0	7	0	0 - 0	0 - 0	1	0	44
Medlock, Justin	2012	0	0	0	0	7 - 10	23 - 23	0	0	44
Tremble, Tommy	2021 - 2023	7	1	6	0	0 - 0	0 - 0	1	0	42
Darnold, Sam	2021 - 2022	7	7	0	0	0	0 - 0	0	0	42
Hayes, Donald	1998-2001	7	0	7	0	0 - 0	0 - 0	0	0	42
Smith, Lamar	2002	7	7	0	0	0 - 0	0 - 0	0	0	42
Dickson, Ed	2014-2017	6	0	5	1	0 - 0	0 - 0	0	0	36
Weinke, Chris	2001-2006	6	6	0	0	0 - 0	0 - 0	0	0	36
Foreman D'Onta	2022	5	5	0	0	0 - 0	0 - 0	1	0	32
Artis-Payne, Cameron	2015-2018	5	5	0	0	0 - 0	0 - 0	0	0	30
Bates, Michael	1996-2000	5	0	0	5	0 - 0	0 - 0	0	0	30
Bridgewater, Teddy	2020	5	5	0	0	0 - 0	0 - 0	0	0	30
Brown, Dee	2002	5	4	1	0	0 - 0	0 - 0	0	0	30
Delhomme, Jake	2003-2009	5	5	0	0	0 - 0	0 - 0	0	0	30
Johnson, Keyshawn	2006	5	1	4	0	0 - 0	0 - 0	0	0	30
Munnerlyn, Captain	2009-13;17-18	5	0	0	5	0 - 0	0 - 0	0	0	30
Rosario, Dante	2007-2010	5	0	5	0	0 - 0	0 - 0	0	0	30
Collins, Kerry	1995-1998	4	4	0	0	0 - 0	0 - 0	2	0	28
Thielen, Adam	2023	4	0	4	0	0 - 0	0 - 0	1	0	26
Cotchery, Jerricho	2014-2015	4	0	4	0	0 - 0	0 - 0	1	0	26
Thomas, Ian	2018-2023	4	0	4	0	0 - 0	0 - 0	0	0	24
Byrd, Isaac	2000-2002	4	0	4	0	0 - 0	0 - 0	0	0	24
Carruth, Rae	1997-1999	4	0	4	0	0 - 0	0 - 0	0	0	24
Griffith, Howard	1995-1996	4	2	2	0	0 - 0	0 - 0	0	0	24
Minter, Mike	1997-2006	4	0	0	4	0 - 0	0 - 0	0	0	24
Moore, Derrick	1995	4	4	0	0	0 - 0	0 - 0	0	0	24
Shockey, Jeremy	2011	4	0	4	0	0 - 0	0 - 0	0	0	24
Whittaker, Fozzy	2014-2018	4	2	2	0	0 - 0	0 - 0	0	0	24
Catanzaro, Chandler	2018	0	0	0	0	5 - 5	7 - 8	0	0	22
Beuerlein, Steve	1996-2000	3	3	0	0	0 - 0	0 - 0	1	0	20
Blackshear, Raheem	2022-2023	3	3	0	0	0 - 0	0 - 0	0	0	18
Allen, Kyle	2018-2019	3	3	0	0	0 - 0	0 - 0	0	0	18
Armah, Alex	2017-2020	3	3	0	0	0 - 0	0 - 0	0	0	18

ALL-TIME CAREER SCORERS

SCORING	YEARS	TD	TDr	TDp	TDrt	FG - ATT	PAT - ATT	2pt	S	PTS
Byrd, Damiere	2016-2018	3	0	2	1	0 - 0	0 - 0	0	0	18
Gamble, Chris	2004-2012	3	0	0	3	0 - 0	0 - 0	0	0	18
Gettis, David	2010-13	3	0	3	0	0 - 0	0 - 0	0	0	18
Goodson, Mike	2009-2011	3	3	0	0	0 - 0	0 - 0	0	0	18
Greene, Scott	1996-1997	3	1	2	0	0 - 0	0 - 0	0	0	18
Hetherington, Chris	1999-2001	3	2	1	0	0 - 0	0 - 0	0	0	18
Huntley, Richard	2001	3	2	1	0	0 - 0	0 - 0	0	0	18
Metzelaars, Pete	1995	3	0	3	0	0 - 0	0 - 0	0	0	18
Peppers, Julius	2002-09; 17-18	3	0	0	3	0 - 0	0 - 0	0	0	18
Hajrullahu, Lirim	2021	0	0	0	0	4 - 5	3 - 3	0	0	15
Kuechly, Luke	2012-2019	2	0	0	2	0 - 0	0 - 0	0	1	14
Seidman, Mike	2003-2006	2	0	2	0	0 - 0	0 - 0	1	0	14
Chark Jr., DJ	2023	2	0	2	0	0 - 0	0 - 0	0	0	12
Smith, Shi	2021-2022	2	0	2	0	0 - 0	0 - 0	0	0	12
Shenault Jr.,Laviska	2022-2023	2	1	1	0	0 - 0	0 - 0	0	0	12
Zylstra, Brandson	2019-21	2	0	1	1	0 - 0	0 - 0	0	0	12
Bonnafon, Reggie	2019-2020	1	1	1	0	0 - 0	0 - 0	0	0	12
Coleman, Kurt	2015-2017	2	0	0	2	0 - 0	0 - 0	0	0	12
Chinn, Jeremy	2020-2023	2	0	0	2	0 - 0	0 - 0	0	0	12
Crawford, Casey	2000-2001	2	0	1	1	0 - 0	0 - 0	0	0	12
Davis, Eric	1996-2000	2	0	0	2	0 - 0	0 - 0	0	0	12
Evans, Doug	1998-2001	2	0	0	2	0 - 0	0 - 0	0	0	12
Fauria, Christian	2007	2	0	2	0	0 - 0	0 - 0	0	0	12
Gaines, Michael	2004-2006	2	2	0	0	0 - 0	0 - 0	0	0	12
Guliford, Eric	1995	2	0	1	1	0 - 0	0 - 0	0	0	12
Kinchen, Brian	1999-2000	2	0	2	0	0 - 0	0 - 0	0	0	12
Manning, Jr., Ricky	2003-2005	2	0	0	2	0 - 0	0 - 0	0	0	12
Marshall, Richard	2006-2010	2	0	0	2	0 - 0	0 - 0	0	0	12
Mills, Sam	1995-1997	2	0	0	2	0 - 0	0 - 0	0	0	12
Murphy, Louis	2012	2	0	1	1	0 - 0	0 - 0	0	0	12
Norman, Josh	2011-2015	2	0	0	2	0 - 0	0 - 0	0	0	12
Pilares, Kealoha	2011-2012	2	0	1	1	0 - 0	0 - 0	0	0	12
Smith, Torrey	2018	2	0	2	0	0 - 0	0 - 0	0	0	12
Wiggins, Jermaine	2002	2	0	2	0	0 - 0	0 - 0	0	0	12
Mashall Jr. Terrace	2021-2023	1	0	1	0	0 - 0	0 - 0	1	0	8
Chandler, Jeff	2004	0	0	0	0	0 - 2	8 - 8	0	0	8
Christian, Bob	1995-1996	1	0	1	0	0 - 0	0 - 0	2	0	8
Davis, Thomas	2005-2018	0	0	0	1	0 - 0	0 - 0	0	1	8
Stone, Dwight	1995-1998	1	0	0	1	0 - 0	0 - 0	0	1	8
Wright, Jarius	2018-2019	1	0	1	0	0 - 0	0 - 0	0	0	8

ALL-TIME CAREER SCORERS

SCORING	YEARS	TD	TDr	TDp	TDrt	FG - ATT	PAT - ATT	2pt	S	PTS
Santos, Ryan	2021	0	0	0	0	2 - 2	1 - 2	0	0	7
Sauerbrun, Todd	2001-2004	0	0	0	0	1 - 1	4 - 4	0	0	7
Hill, Troy	2023	1	0	0	0	0 - 0	0 - 0	0	0	6
Franklin Jr., Sam	2023	1	0	0	1	0 - 0	0 - 0	0	0	6
Sanders, Miles	2023	1	1	0	0	0 - 0	0 - 0	0	0	6
Hurst, Hayden	2023	1	0	1	0	0 - 0	0 - 0	0	0	6
Jordan, Michael	2021-2022	1	0	0	1	0 - 0	0 - 0	0	0	6
Mayfield, Baker	2022	1	1	0	0	0 - 0	0 - 0	0	0	6
Luvu, Frankie	2021-2023	1	0	0	1	0 - 0	0 - 0	0	0	6
Haynes Sr., Marquis	2018-2022	1	0	0	1	0 - 0	0 - 0	0	0	6
Abdullah, Ameer	2021	1	0	1	0	0 - 0	0 - 0	0	0	6
Robinson, Kenny	2021	0	0	0	1	0 - 0	0 - 0	0	0	6
Anderson, C.J.	2018	1	0	1	0	0 - 0	0 - 0	0	0	6
Anderson, Rashard	2000-2001	1	0	0	1	0 - 0	0 - 0	0	0	6
Avant, Jason	2014	1	0	1	0	0 - 0	0 - 0	0	0	6
Barnidge, Gary	2008-12	1	0	1	0	0 - 0	0 - 0	0	0	6
Beebe, Don	1995	1	0	1	0	0 - 0	0 - 0	0	0	6
Bennett, Brandon	2004	1	1	0	0	0 - 0	0 - 0	0	0	6
Bersin, Brenton	2014-2017	1	0	1	0	0 - 0	0 - 0	0	0	6
Boston, Tre	2014-16; 19-20	1	0	0	1	0 - 0	0 - 0	0	0	6
Brockel, Richie	2011-2015	1	1	0	0	0 - 0	0 - 0	0	0	6
Broughton, Luther	1997-1998	1	0	1	0	0 - 0	0 - 0	0	0	6
Burns, Brian	2019-2023	1	1	0	0	0 - 0	0 - 0	0	0	6
Clay, Kaelin	2017	1	0	0	1	0 - 0	0 - 0	0	0	6
Florence, Drayton	2013	1	0	0	1	0 - 0	0 - 0	0	0	6
Gardner, Rod	2005	1	0	1	0	0 - 0	0 - 0	0	0	6
Godfrey, Charles	2008-2014	1	0	0	1	0 - 0	0 - 0	0	0	6
Greene, Kevin	1996; 1998-99	1	0	0	1	0 - 0	0 - 0	0	0	6
Harper, Roman	2014-2015	1	0	0	1	0 - 0	0 - 0	0	0	6
Hitchcock, Jimmy	2000-2001	1	0	0	1	0 - 0	0 - 0	0	0	6
Hixon, Domenik	2013	1	0	1	0	0 - 0	0 - 0	0	0	6
Jarrett, Dwayne	2007-2010	1	0	1	0	0 - 0	0 - 0	0	0	6
Jones, Colin	2012-2019	1	0	0	1	0 - 0	0 - 0	0	0	6
King, Shawn	1996-1998	1	0	0	1	0 - 0	0 - 0	0	0	6
Kragen, Greg	1995-1997	1	0	0	1	0 - 0	0 - 0	0	0	6
Lucas, Ken	2005-2008	1	0	0	1	0 - 0	0 - 0	0	0	6
Manhertz, Chris	2017-2020	1	0	1	0	0 - 0	0 - 0	0	0	6
McKyer, Tim	1995	1	0	0	1	0 - 0	0 - 0	0	0	6

ALL-TIME CAREER SCORERS

SCORING	YEARS	TD	TDr	TDp	TDrt	FG - ATT	PAT - ATT	2pt	S	PTS
Mills, Ernie	1997	1	0	1	0	0 - 0	0 - 0	0	0	6
Moorehead, Kindal	2003-07	1	0	0	1	0 - 0	0 - 0	0	0	6
Naanee, Legedu	2011	1	0	1	0	0 - 0	0 - 0	0	0	6
Ogbonnaya, Chris	2014	1	1	0	0	0 - 0	0 - 0	0	0	6
Oliver, Winslow	1996-1998	1	0	0	1	0 - 0	0 - 0	0	0	6
Philyaw, Dino	1995-1996	1	1	0	0	0 - 0	0 - 0	0	0	6
Robertson, Jamal	2004-2005	1	1	0	0	0 - 0	0 - 0	0	0	6
Shepard, Russell	2017	1	0	1	0	0 - 0	0 - 0	0	0	6
Smart, Rod	2002-2005	1	0	0	1	0 - 0	0 - 0	0	0	6
Smith, Rodney	2020	1	1	0	0	0 - 0	0 - 0	0	0	6
Thompson, Colin	2020-2022	1	0	1	0	0 - 0	0 - 0	0	0	6
Thompson, Shaq	2015-2023	1	0	0	1	0 - 0	0 - 0	0	0	6
Uwaezuoke, Iheanyi	2000	1	0	0	1	0 - 0	0 - 0	0	0	6
Vaughan, Josh	2010-2011	1	1	0	0	0 - 0	0 - 0	0	0	6
Wallace, Al	2002-2006	1	0	0	1	0 - 0	0 - 0	0	0	6
Wesley, Dante	2002-05;07-09	1	0	0	1	0 - 0	0 - 0	0	0	6
White, Melvin	2013-2014	1	0	0	1	0 - 0	0 - 0	0	0	6
Witherspoon, Will	2002-2005	1	0	0	1	0 - 0	0 - 0	0	0	6
Workman, Vince	1995	1	1	0	0	0 - 0	0 - 0	0	0	6
Hardy, Greg	2010-2014	0	0	0	0	0 - 0	0 - 0	0	2	4
Hilbert, Jon	2002	0	0	0	0	0 - 2	3 - 3	0	0	3
Addison, Mario	2012-2019	0	0	0	0	0 - 0	0 - 0	0	1	2
Applewhite, Antwan	2011-2012	0	0	0	0	0 - 0	0 - 0	0	1	2
Jackson, Donte	2018-2023	0	0	0	0	0 - 0	0 - 0	1	0	2
Irvin, Bruce	2019	0	0	0	0	0 - 0	0 - 0	0	1	2
Onatolu, Kenny	2012	0	0	0	0	0 - 0	0 - 0	0	1	2
Rasby, Walter	1995-1997	0	0	0	0	0 - 0	0 - 0	1	0	2
Rucker, Mike	1999-2007	0	0	0	0	0 - 0	0 - 0	0	1	2
Thomas, Hollis	2009	0	0	0	0	0 - 0	0 - 0	0	1	2
TOTALS		1055	401	575	81	723 - 865	960 - 996	30	11	9556

ALL-TIME CAREER PASSERS

PLAYER	YEARS	ATT	CMP	PCT	YDS	TD	INT	SACK	YDS LOST	Rtg	300yd
Newton, Cam	2011-19,21	4,106	2,440	59.4%	29,725	186	113	301	2,281	85.4	20
Delhomme, Jake	2003-2009	2,669	1,580	59.2%	19,258	120	89	154	1,158	82.6	11
Beuerlein, Steve	1996-2000	1,723	1,041	60.4%	12,690	86	50	191	1,109	87.7	8
Collins, Kerry	1995-1998	1,340	694	51.8%	8,306	47	54	79	515	66.0	5
Weinke, Chris	2001-2006	687	373	54.3%	3,800	14	26	42	267	61.4	2
Bridgewater, Teddy	2020	492	340	69.1%	3,733	15	11	31	195	92.1	3
Darnold, Sam	2021-2022	546	325	59.5%	3,670	16	16	45	282	77.2	4
Allen, Kyle	2018-2019	520	323	62.1%	3,588	19	16	46	397	82.0	3
Peete, Rodney	2002-2004	392	228	58.2%	2,652	15	14	34	212	76.6	3
Moore, Matt	2007-2010	392	227	57.9%	2,640	16	17	28	208	73.9	1
Clausen, Jimmy	2010-2012	299	157	52.5%	1,558	3	9	33	223	58.4	0
Walker, PJ	2020-2022	212	121	57.1%	1,401	5	11	16	115	63.4	0
Mayfield, Baker	2022	206	119	57.8%	1,313	6	6	19	126	74.3	0
Anderson, Derek	2011-2017	168	111	66.1%	1,265	7	5	4	17	90.0	0
Young, Bryce	2023	213	137	64.3%	1,202	7	4	22	183	82.3	0
Testaverde, Vinny	2007	172	94	54.7%	952	5	6	9	46	65.8	0
Carr, David	2007	136	73	53.7%	635	3	5	13	74	58.3	0
Reich, Frank	1995	84	37	44.0%	441	2	2	12	100	58.7	1
Dalton, Andy	2023	58	34	58.6%	361	2	0	3	27	88.4	1
Heinicke, Taylor	2018	57	35	61.4%	320	1	3	2	17	60.6	0
Grier, Will	2019-2020	52	28	53.8%	228	0	4	6	44	33.2	0
St. Pierre, Brian	2010	28	13	46.4%	173	1	2	3	23	48.7	0
Fasani, Randy	2002	44	15	34.1%	171	0	4	7	60	8.8	0
Lytle, Matt	2001	30	17	56.7%	133	1	3	3	24	39.3	0
Lewis, Jeff	1999-2000	35	18	51.4%	131	0	1	8	57	48.6	0
Trudeau, Jack	1995	17	11	64.7%	100	0	3	2	8	40.9	0
Basanez, Brett	2006-2008	11	6	54.5%	56	0	1	0	0	30.9	0
McCaffrey, Christian	2017-2022	3	1	33.3%	50	1	0	0	0	121.5	0
Pike, Tony	2010	12	6	50.0%	47	0	0	1	10	60.1	0
Guliford, Eric	1995	2	1	50.0%	46	0	1	0	0	56.3	0
Gilbert, Garrett	2018	3	2	66.7%	40	0	0	1	5	109.7	0
Craig, Dameyune	2001	8	4	50.0%	34	0	0	2	15	61.5	0
Charlton, Joseph	2020	1	1	100.0%	28	0	0	0	0	118.8	0
Naanee, Legedu	2011	1	1	100.0%	27	0	0	0	0	118.8	0
Palarzy, Michael	2017-2019	2	1	50.0%	12	0	0	0	0	68.8	0
Edwards, Armanti	2010-2013	3	2	66.7%	11	0	0	0	0	72.9	0
Hekker, Johnny	2023	1	1	100.0%	7	0	0	0	0	95.8	0
McCown, Josh	2008-2009	6	1	16.7%	2	0	0	1	6	39.6	0

ALL-TIME CAREER PASSERS

PLAYER	YEARS	ATT	CMP	PCT	YDS	TD	INT	SACK	YDS LOST	Rtg	300yd
Zylstra, Brandon	2019-21	1	0	0.0%	0	0	0	0	0	39.6	0
Bono, Steve	1999	1	0	0.0%	0	0	0	0	0	39.6	0
Brown, Dee	2001-2002	1	0	0.0%	0	0	1	0	0	0.0	0
Floyd, William	1998-2000	1	0	0.0%	0	0	1	0	0	0.0	0
Foster, DeShaun	2002-2005	1	0	0.0%	0	0	0	0	0	39.6	0
Huntley, Richard	2001	1	0	0.0%	0	0	0	1	0	39.6	0
Johnson, Keyshawn	2006	1	0	0.0%	0	0	1	0	0	0.0	0
LaFell, Brandon	2010-2013	1	0	0.0%	0	0	0	0	0	39.6	0
Moore, DJ	2018-2022	1	0	0.0%	0	0	0	0	0	39.6	0
Proehl, Ricky	2003-2004	1	0	0.0%	0	0	0	0	0	39.6	0
Sauerbrun, Todd	2001-2004	1	0	0.0%	0	0	0	0	0	39.6	0
Smith, Steve	2001-2013	1	0	0.0%	0	0	0	0	0	39.6	0
Walter, Ken	1997-2000	2	0	0.0%	0	0	0	0	0	39.6	0
Workman, Vince	1995	1	0	0.0%	0	0	0	0	0	39.6	0
TOTAL		14,746	8,618	58.4%	100,806	578	479	1119	7,804	78.8	62

ALL-TIME CAREER RUSHERS

PLAYER	YEARS	RSH	YDS	AVG	LONG	TDs	100-YD GAMES
Stewart, Jonathan	2008-2017	1,699	7,318	4.3	69t	51	16
Williams, DeAngelo	2006-2014	1,432	6,846	4.8	77	46	18
Newton, Cam	2011-19, 2021	981	5,036	5.1	72t	63	3
McCaffrey, Christian	2017-2022	853	3,911	4.6	84t	32	12
Foster, DeShaun	2002-2007	851	3,336	3.9	71	10	7
Biakabutuka, Tshimanga	1996-2001	611	2,530	4.1	67t	14	7
Davis, Stephen	2003-2005	522	2,085	4.0	40	20	7
Lane, Fred	1997-1999	502	2,001	4.0	50	13	6
Johnson, Anthony	1995-1999	482	1,795	3.7	29	7	6
Goings, Nick	2001-2008	400	1,470	3.7	57t	6	5
Hubbard, Chuba	2021 - 2023	336	1,348	4.0	35	8	2
Tolbert, Mike	2012-2016	289	992	3.4	29	13	0
Hoover, Brad	2000-2009	284	961	3.4	35	3	1
D'Onta Foreman	2022	198	895	4.5	60	5	5
Moore, Derrick	1995	195	740	3.8	53t	4	2
Smith, Lamar	2002	209	737	3.5	59	7	1
Huntley, Richard	2001	165	665	4.0	25	2	1
Davis, Mike	2019-2020	167	644	3.9	25	6	0
Whittaker, Fozzy	2014-2018	121	536	4.4	25	2	1
Goodson, Mike	2009-2011	125	501	4.0	45	3	2
Artis-Payne, Cameron	2015-2018	118	491	4.2	43	5	0
Samuel, Curtis	2017-2020	72	478	6.6	45	5	0
Smith, Steve	2001-2013	57	387	6.8	39	2	0
Brown, Dee	2002	102	360	3.5	24	4	1
Moore, DJ	2018-2022	39	335	8.6	32	0	0
Darnold, Sam	2021 - 2022	74	328	4.4	30	7	0
Beuerlein, Steve	1996-2000	109	305	2.8	20	3	0
Bridgewater, Teddy	2020	53	279	5.3	18t	5	0
Delhomme, Jake	2003-2009	152	260	1.7	13	5	0
Collins, Kerry	1995-1998	107	217	2.0	21	4	0
Griffith, Howard	1995-1996	77	204	2.6	15	2	0
Sanders, Miles	2023	63	190	3.0	15	1	0
Bonnafon, Reggie	2019-2021	29	189	6.5	59t	1	0
Ginn Jr., Ted	2013, 2015-16	22	187	8.5	43	0	0

ALL-TIME CAREER RUSHERS

PLAYER	YEARS	RSH	YDS	AVG	LONG	TDs	100-YD GAMES
Oliver, Winslow	1996-1998	48	183	3.8	16	0	0
Floyd, William	1998-2000	79	182	2.3	16	7	0
Christian, Bob	1995-1996	41	158	3.9	17	0	0
Greene, Scott	1996-1997	45	157	3.5	10t	1	0
Smith, Rodney	2020 - 2021	41	156	3.8	13	1	0
Ismail, Raghib	1996-1998	15	154	10.3	36	1	0
Weinke, Chris	2001-2006	54	148	2.7	23	6	0
Brown, Corey	2014-2016	16	139	8.7	28	0	0
Sutton, Tyrell	2009-2010	25	139	5.6	32	0	0
Workman, Vince	1995	35	139	4.0	14	1	0
Abdullah, Ameer	2021	44	136	3.1	15	0	0
Allen, Kyle	2018-2019	37	125	3.4	17	3	0
Shenault Jr. Laviska	2022-2023	21	120	5.7	41t	1	0
LaFell, Brandon	2010-2013	6	110	18.3	60	0	0
Anderson, C.J.	2018	22	105	4.8	22	0	0
Blackshear, Raheem	2022-2023	31	100	3.2	16	3	0
Fasani, Randy	2002	18	95	5.3	19	0	0
Thomas, Blair	1995	22	90	4.1	13	0	0
Hetherington, Chris	1999-2001	30	84	2.8	14	2	0
Reaves, Darrin	2014	31	78	2.5	9	0	0
Freeman, Royce	2021	21	77	3.7	13	0	0
Young, Bryce	2023	12	76	6.3	26	0	0
Muhammad, Muhsin	1996-2004	11	64	5.8	20	0	0
Baldwin, Randy	1995	23	61	2.7	9	0	0
Smart, Rod	2002-2005	27	61	2.3	6	0	0
Carr, David	2007	17	59	3.5	15	0	0
Clausen, Jimmy	2010-2012	23	57	2.5	11	0	0
Harris, Joey	2004	15	53	3.5	19	0	0
Mayfield, Baker	2022	16	52	3.3	17	1	0
Anderson, Robbie	2020-2022	7	51	7.3	30	0	0
Walker, PJ	2020-2022	18	50	2.4	20	0	0
Ogbonnaya, Chris	2014	14	50	3.6	9	1	0

ALL-TIME CAREER RUSHERS

PLAYER	YEARS	RSH	YDS	AVG	LONG	TDs	100-YD GAMES
Brown, Spencer	2021-22	9	43	4.5	7	0	0
Robertson, Jamal	2004-2005	14	41	2.9	11	1	0
Philyaw, Dino	1996	12	38	3.2	8	1	0
Lewis, Jeff	1999-2000	12	37	3.1	19	0	0
Armah, Alex	2017-2020	21	35	1.7	4	3	0
Cannon, Trenton	2020	10	33	3.3	13	0	0
Wright, Jarius	2018-2019	3	32	10.7	34	0	0
Heinicke, Taylor	2018	5	31	6.2	19	0	0
Vaughan, Josh	2010-2011	10	31	3.1	9	1	0
Chinn, Jeremy	2020-2023	2	29	1.0	28	0	0
Carruth, Rae	1996-1999	7	27	3.9	6	0	0
Clay, Kaelin	2017	2	27	13.5	29	0	0
Moore, Matt	2007-2010	20	27	1.4	8	0	0
Bates, Michael	1996-2000	8	25	3.1	12	0	0
Craig, Dameyune	1999-2001	5	24	4.8	13	0	0
Stevens, Tommy	2020	4	24	6.0	10	0	0
Shelton, Eric	2005-2006	8	23	2.9	9	0	0
Anderson, Derek	2011-2017	25	22	0.9	8	0	0
Fiammetta, Tony	2009-2010	7	22	3.1	11	0	0
Grier, Will	2019	7	22	3.1	11	0	0
Testaverde, Vinny	2007	9	22	2.4	16	0	0
Metcalf, Eric	1999	2	20	10.0	17	0	0
Montgomery, Joe	2002	7	20	2.9	5	0	0
Shepard, Russell	2017	2	19	9.5	11	0	0
Carter, Drew	2004-2007	2	18	9.0	11	0	0
Bennett, Brandon	2004	6	17	2.8	11	1	0
Cadet, Travaris	2018	11	17	1.5	5	0	0
Pilares, Kealoha	2011-2012	1	17	17.0	5	0	0
Cotchery, Jerricho	2014-2015	1	16	16.0	16	0	0
Jeffers, Patrick	1999-2001	2	16	8.0	23	0	0
Chandler, Sean	2021 - 2022	2	16	8.0	14	0	0
Adams, Joe	2012	3	13	4.3	5	0	0
Brockel, Richie	2011-2015	4	13	3.3	7t	1	0

ALL-TIME CAREER RUSHERS

PLAYER	YEARS	RSH	YDS	AVG	LONG	TDs	100-YD GAMES
Peete, Rodney	2002-2004	23	13	0.6	10	0	0
Dalton, Andy	2023	3	12	4.0	10	0	0
Byrd, Damiere	2016-2018	1	12	12.0	12	0	0
Edwards, Armanti	2010-2013	2	12	6.0	7	0	0
Tremble, Tommy	2021 - 2023	3	11	3.7	7	0	0
Hoard, Leroy	1996	5	11	2.2	5	0	0
Jarrett, Dwayne	2007-2010	1	11	11.0	11	0	0
Felton, Jerome	2011	3	10	3.3	4	0	0
Scarlett, Jordan	2019	4	9	2.3	6	0	0
Stone, Dwight	1995-1998	2	9	4.5	6	0	0
Lytle, Matt	2001	2	8	4.0	4	0	0
Barner, Kenjon	2013	6	7	1.2	2	0	0
Thielen, Adam	2023	1	6	6.0	6	0	0
Colbert, Kerry	2004-2007	1	6	6.0	6	0	0
Jones, Colin	2012-2019	1	5	5.0	5	0	0
Senn, Jordan	2010-2013	1	5	5.0	5	0	0
Smith, Armond	2012-2013	7	5	0.7	5	0	0
Johnson, Keyshawn	2006	1	4	4.0	4	1	0
Haynes, Alex	2007	3	3	1.0	3	0	0
Murphy, Louis	2012	1	3	3.0	3	0	0
Reich, Frank	1995	1	3	3.0	3	0	0
Basanez, Brett	2006	1	2	2.0	2	0	0
Hartsfield, Myles	2020-2022	2	2	1.0	2	0	0
Gettis, David	2010-2012	3	2	0.7	19	0	0
Guliford, Eric	1995	2	2	1.0	1	0	0
Avant, Jason	2014	1	1	1.0	1	0	0
Green, Willie	1995-1996	1	1	1.0	1	0	0
Proehl, Ricky	2003-2005	2	1	0.5	9	0	0
Zylstra, Brandon	2019-2021	1	1	1.0	1	0	0
Baker, Jason	2005-2011	1	0	0.0	0	0	0
Poole, Tauren	2014	1	0	0.0	0	0	0
Sauerbrun, Todd	2001-2004	1	0	0.0	0	0	0
Nortman, Brad	2012-2015	1	-1	-1.0	-1	0	0

ALL-TIME CAREER RUSHERS

PLAYER	YEARS	RSH	YDS	AVG	LONG	TDs	100-YD GAMES
Webb, Joe	2014-2016	1	-1	-1.0	-1	0	0
Bono, Steve	1999	2	-2	-1.0	-1	0	0
Byrd, Isaac	2000-2002	2	-2	-1.0	-2	0	0
Presley, De'Andre	2014	1	-2	-2.0	-2	0	0
Rosario, Dante	2007-2010	1	-2	-2.0	-2	0	0
Smith, Shi	2021 - 2022	1	-3	-3.0	-3	0	0
McCown, Josh	2008	4	-3	-0.8	0	0	0
Carrier, Mark	1995-1998	3	-4	-1.3	4	0	0
Hankton, Karl	2000-2006	2	-4	-2.0	2	0	0
Nakamura, Haruki	2012	1	-4	-4.0	-4	0	0
Walter, Ken	1997-2000	5	-5	-1.0	-5	0	0
TOTAL		12,597	52,355	4.2	84t	391	100

ALL-TIME CAREER RECEIVERS

PLAYER	YEARS	REC	YDS	AVG	LONG	TDs	100-YD GAMES
Smith, Steve	2001-2013	836	12,197	14.6	80t	67	43
Muhammad, Muhsin	1996-04; 2008-09	696	9,255	13.3	72t	50	27
Olsen, Greg	2011-2019	524	6,463	12.3	78t	39	11
Moore, DJ	2018-2022	364	5,201	14.3	82	21	15
Walls, Wesley	1996-2002	324	3,902	12.0	54	44	3
McCaffrey, Christian	2017-2022	390	3,292	8.4	49	18	5
Carrier, Mark	1995-1998	176	2,547	14.5	66t	13	5
Benjamin, Kelvin	2014-2017	168	2,424	14.4	51	18	5
LaFell, Brandon	2010-2013	167	2,385	14.3	91t	13	2
Funchess, Devin	2015-2018	161	2,233	13.9	52	21	2
Samuel, Curtis	2017-2020	185	2,087	11.3	53t	14	3
Ginn Jr., Ted	2013, 2015-2016	134	2,047	15.3	88t	19	2
Hayes, Donald	1998-2001	132	1,855	14.1	56t	7	2
Anderson, Robbie	2020-2022	161	1,821	11.3	75t	9	4
Ismail, Raghیب	1996-1998	117	1,657	14.2	62	10	5
Williams, DeAngelo	2006-2014	178	1,621	9.1	72t	7	1
Green, Willie	1995-1996	93	1,496	16.1	89t	9	5
Colbert, Keary	2004-2007	109	1,424	13.1	63	7	2
Mangum, Kris	1997-2006	151	1,424	9.4	35	9	0
Proehl, Ricky	2003-2005	86	1,327	15.4	69	8	2
Stewart, Jonathan	2008-2017	162	1,295	8.0	55t	7	1
Jeffers, Patrick	1999-2001	77	1,209	15.7	88t	12	5
Cotchery, Jerricho	2014-2015	87	1,065	12.2	59	4	0
Hoover, Brad	2000-2009	145	1,046	7.2	34	6	0
Thomas, Ian	2018-2023	113	1,035	9.2	50	4	0
Brown, Corey	2014-2016	79	1,019	12.9	47t	7	0
Foster, DeShaun	2002-2007	126	996	7.9	47	4	0
Carter, Drew	2004-2007	71	977	13.8	49	8	2
King, Jeff	2006-2010	112	923	8.2	31	9	0
Byrd, Isaac	2000-2002	73	897	12.3	42	4	0
Rosario, Dante	2007-2010	82	894	10.9	54	5	0
Goings, Nick	2001-2008	110	880	8.0	37	3	0
Johnson, Anthony	1995-1999	103	816	7.9	55	2	0
Johnson, Keyshawn	2006	70	815	11.6	40	4	1
Dickson, Ed	2014-2017	67	807	12.0	64	5	1

ALL-TIME CAREER RECEIVERS

PLAYER	YEARS	REC	YDS	AVG	LONG	TDs	100-YD GAMES
Carruth, Rae	1997-1999	62	804	13.0	52	4	2
Biakabutuka, Tshimanga	1996-2001	77	789	10.2	47	3	0
Tolbert, Mike	2012-2016	94	771	8.2	40	6	0
Marshall, Terrace	2021-2023	62	751	12.1	43	1	0
Wright, Jarius	2018-2019	71	743	10.5	33	1	0
Thielen, Adam	2023	57	581	10.2	31	4	1
Gettis, David	2010-2012	37	508	13.7	88	3	1
Naanee, Legedu	2011	44	467	10.6	28	1	0
Shockey, Jeremy	2011	37	455	12.3	29	4	0
Guliford, Eric	1995	29	444	15.3	49	1	0
Jarrett, Dwayne	2007-2010	35	428	12.2	30t	1	0
Floyd, William	1998-2000	62	416	6.7	25	2	0
Bersin, Brenton	2014-2017	32	415	13.0	30	1	0
Hubbard, Chuba	2021 - 2023	52	404	7.8	45	1	0
Smith, Shi	2021 - 2022	28	400	14.3	63	2	0
Whittaker, Fozzy	2014-2018	47	397	8.4	28t	2	0
Tremble, Tommy	2021-2023	43	395	9.2	30	5	0
Zylstra, Brandon	2019-2021	29	391	13.5	55	1	0
Davis, Mike	2019-2020	59	373	6.3	23	2	0
Murphy, Louis	2012	25	336	13.4	55	1	0
Gaines, Michael	2004-2006	31	335	10.8	38	2	0
Goodson, Mike	2009-2011	43	329	7.7	32	0	0
Barnidge, Gary	2008-2012	18	320	17.8	55	1	0
Shenault Jr., Laviska	2022-2023	34	315	9.3	67	1	0
Griffith, Howard	1995-1996	38	286	7.5	21	2	0
Greene, Scott	1996-1997	42	284	6.8	25	2	0
Lane, Fred	1997-1999	43	275	6.4	23	0	0
Hankton, Karl	2000-2006	20	267	13.4	31	0	0
Christian, Bob	1995-1996	29	255	8.8	23	1	0
Abdullah, Ameer	2021	31	241	7.8	18	1	0
Hetherington, Chris	1999-2001	37	240	6.5	19	1	0
Davis, Stephen	2003-2005	21	236	11.2	25	0	0
Chark Jr., DJ	2023	15	220	14.7	47	2	0
Shepard, Russell	2017	17	202	11.9	40t	1	0

ALL-TIME CAREER RECEIVERS

PLAYER	YEARS	REC	YDS	AVG	LONG	TDs	100-YD GAMES
Avant, Jason	2014	21	201	9.6	22	1	0
Mingo, Jonathan	2023	19	195	10.3	40	0	0
Oliver, Winslow	1996-1998	21	191	9.1	29	0	0
Smith, Torrey	2018	17	190	11.2	35	2	0
Hackett, DJ	2008	13	181	13.9	37	0	0
Metzelaars, Pete	1995	20	171	8.6	27	3	0
Smith, Lamar	2002	20	167	8.4	58	0	0
Broughton, Luther	1997-1998; 2001	8	164	20.5	68t	1	0
Seidman, Mike	2003-2006	18	158	8.8	27	2	0
Beebe, Don	1995	14	152	10.9	24	1	0
Manhertz, Chris	2016-2020	12	142	11.8	50t	1	0
Metcalf, Eric	1999	11	133	12.1	33	0	0
Sutton, Tyrell	2009-2010	18	132	7.3	14	0	0
Byrd, Damiere	2016-2018	12	129	10.8	21	2	0
Mills, Ernie	1997	11	127	11.5	37	1	0
Wiggins, Jermaine	2002-2003	16	125	7.8	23	2	0
Blackshear, Raheem	2022-2023	13	123	9.5	27	0	0
Edwards, Armanti	2010-2013	5	121	24.2	82	0	0
Hurst, Hayden	2023	14	116	8.3	16	1	0
Smith, Rodney	2020-2021	14	107	7.6	19	0	0
Clowney, David	2010	6	102	17.0	31	0	0
Ricci, Gio	2021-2023	9	102	11.3	32	0	0
Huntley, Richard	2001	21	101	4.8	23	1	0
Bonnafon, Reggie	2019-2021	10	87	8.7	32	1	0
Artis-Payne, Cameron	2015-2018	10	86	8.6	20	0	0
Brown, Dee	2002	17	86	5.1	15	1	0
Arnold, Dan	2021	7	84	12.0	19	0	0
Gardner, Rod	2005	9	84	9.3	15	1	0
Sanders, Miles	2023	15	81	5.4	14	0	0
Workman, Vince	1995	13	74	5.7	14	0	0
Cooper, Pharoh	2020	5	73	14.6	32	0	0
Hogan, Chris	2019	8	67	8.4	13	0	0
Sullivan, Stephen	2021-2023	3	59	19.7	13	0	0
Moore, Kenny	2008-2009	6	59	9.8	22	0	0

ALL-TIME CAREER RECEIVERS

PLAYER	YEARS	REC	YDS	AVG	LONG	TDs	100-YD
Clay, Kaelin	2017	5	57	11.4	15	0	0
Crawford, Casey	2000-2001	5	57	11.4	16	1	0
Erickson, Alex	2021	3	55	18.3	25	0	0
Hixon, Domenik	2013	7	55	7.9	14t	1	0
Kinchen, Brian	1999-2000	6	52	8.7	26t	2	0
White, DeAndrew	2019	4	51	12.8	18	0	0
Rasby, Walter	1995-1997	6	48	8.0	15	0	0
Uwaezuoke, Iheanyi	2000	4	46	11.5	21	0	0
Williams, Brandon	2013-2015	4	44	11.0	16	0	0
Pilares, Kealoha	2011-2012	2	42	21.0	36t	1	0
Bates, Michael	1996-2000	6	40	6.7	23	0	0
Fauria, Christian	2007	5	39	7.8	16	2	0
Biddle, Tye	2006	3	37	12.3	22	0	0
Robinson, Ryne	2007-2008	4	35	8.8	12	0	0
Fiammetta, Tony	2009-2010	5	34	6.8	11	0	0
Newton, Cam	2011-19, 2021	1	33	33.0	27	0	0
Campbell, Matt	1995-2000	3	32	10.7	12	0	0
Jones, Mark	2008	2	32	16.0	19	0	0
Roberts, Seth	2020	4	31	7.8	12	0	0
Reaves, Darrin	2014	5	31	6.2	16	0	0
Hartsock, Ben	2011-2013	2	30	15.0	25	0	0
Foreman, D'Onta	2022	5	26	5.2	23	0	0
Brockel, Richie	2011-2015	4	25	6.3	12	0	0
Anderson, C.J.	2018	1	24	24.0	24	1	0
Felton, Jerome	2011	2	24	12.0	17	0	0
Thomas, Blair	1995	3	24	8.0	14	0	0
Tillman, Lawyer	1995	2	22	11.0	12	0	0
Kirkwood, Keith	2020-2021	4	29	7.3	13	0	0
Armah, Alex	2017-2020	8	29	3.6	14	0	0
Webb, Joe	2014-2016	2	19	9.5	16	0	0
Stone, Dwight	1995-1998	2	18	9.0	11	0	0
Cannon, Trenton	2020	3	16	5.3	19	0	0
Smart, Rod	2002-2005	4	16	4.0	5	0	0
Freeman, Royce	2021	3	15	5.0	8	0	0
Dyson, Kevin	2003	2	15	7.5	9	0	0
Haynes, Alex	2007	3	14	4.7	6	0	0

ALL-TIME CAREER RECEIVERS

PLAYER	YEARS	REC	YDS	AVG	LONG	TDs	100-YD
Moore, Derrick	1995	4	12	3.0	5	0	0
Saunders, C.J.	2021	2	11	5.5	8	0	0
Brown, Spencer	2021-2022	2	10	5.0	9	0	0
Barner, Kenjon	2013, 2018	3	10	3.3	5	0	0
Simonson, Scott	2015-2017	1	10	10.0	10	0	0
Adams, Joe	2012	1	7	7.0	7	0	0
Snead, Willie	2021	1	6	6.0	6	0	0
Martin, Charly	2009-2010	1	6	6.0	6	0	0
Shelton, Eric	2006	1	6	6.0	6	0	0
Cadet, Travaris	2018	1	5	5.0	5	0	0
Ajirotutu, Seyi	2011	1	4	4.0	4	0	0
Craig, Dameyune	1999-2001	2	4	2.0	4	0	0
Dennis, Mark	1995-1996	1	3	3.0	3	0	0
Gross, Jordan	2003-13	0	1	0.0	1	0	0
Collins, Kerry	1995-1998	1	-11	-11.0	-11	0	0
TOTAL		8,624	100,860	11.7	91t	577	158

ALL-TIME INTERCEPTIONS

PLAYER	YEARS	INTS	YDS	AVG	LG	TDs
Gamble, Chris	2004-2012	27	326	12.1	61t	2
Davis, Eric	1996-2000	25	226	9.0	56t	2
Kuechly, Luke	2012-2019	18	153	8.5	32t	1
Minter, Mike	1997-2006	17	421	24.8	62	4
Marshall, Richard	2006-2010	14	315	22.5	73	2
Jackson, Donte	2018-2022	14	186	13.3	66	0
Evans, Doug	1998-2001	14	162	11.6	49	1
Lucas, Ken	2005-2008	13	158	12.2	43	0
Davis, Thomas	2005-2018	13	79	6.1	31	0
Godfrey, Charles	2008-2014	11	179	16.3	38	1
Coleman, Kurt	2015-2017	11	146	13.3	37	2
Grant, Deon	2000-2003	11	137	12.5	43	0
Beason, Jon	2007-2013	9	107	11.9	44	0
Manning, Ricky	2003-2005	9	99	11.0	30	1
Munnerlyn, Captain	2009-13; 2017-18	8	232	29.0	74t	5
Bradberry, James	2016-2019	8	53	6.6	29	0
Boston, Tre	2014-16; 2019-20	7	133	19.0	84t	1
Cota, Chad	1995-1997	7	91	13.0	35	0
Norman, Josh	2012-2015	7	172	24.6	46t	2
Maxie, Brett	1995-1996	7	94	13.4	49	0
Witherspoon, Will	2002-2005	7	93	13.3	35	1
Mills, Sam	1995-1997	7	86	12.3	36t	1
Martin, Sherrod	2009-2012	7	85	12.1	34	0
Hitchcock, Jimmy	2000-2001	6	181	30.2	88t	1
Peppers, Julius	2002-09; 2017-18	6	177	29.5	97	2
Terrell, Pat	1995-1997	6	39	6.5	21	0
Morgan, Dan	2001-2007	5	56	11.2	22	0
Adams, Mike	2017-2018	5	53	10.6	40	0
Harris, Chris	2007-2009	5	49	9.8	30	0
Poole, Tyrone	1995-1997	5	43	8.6	35	0
Howard, Reggie	2001-2003	5	37	7.4	16	0

ALL-TIME INTERCEPTIONS

PLAYER	YEARS	INTS	YDS	AVG	LG	TDs
Wallace, Al	2002-2006	4	96	24.0	53	0
Brady, Jeff	1998	4	85	21.3	43	0
Branch, Colin	2003-2006	4	79	19.8	76	0
Mitchell, Mike	2013	4	63	15.8	38	0
Horn, Jaycee	2021 - 2022	4	62	15.5	31	0
Harper, Roman	2014-2015	4	43	10.8	31t	1
McKyer, Tim	1995	3	99	33.0	96t	1
McCree, Marlon	2005	3	73	24.3	46	0
White, Melvin	2013-2014	3	32	10.7	23	0
Cook, Toi	1996-1997	3	28	9.3	22	0
Worley, Daryl	2016-2017	3	22	7.3	22	0
Cooper, Deke	2002; 2007	3	19	6.3	19	0
Jones, Colin	2012-2019	3	15	5.0	10	0
Anderson, James	2006-2012	3	6	2.0	5	0
Lester, Robert	2013-2014	3	5	1.7	5	0
Cason, Antoine	2014	2	81	40.5	80	0
Cockrell, Ross	2018-2019	2	70	35.0	37	0
Thompson, Shaq	2015-2022	3	51	17.0	29	0
Henderson, CJ	2021-22	2	74	37.0	54	0
Fields, Mark	2002-2004	2	51	25.5	30	0
Florence, Drayton	2013	2	40	20.0	38t	1
Nakamura, Haruki	2012	2	39	19.5	21	0
Buckner, Brentson	2001-2005	2	37	18.5	29	0
Alexander, Brent	1998-1999	2	18	9.0	18	0
Greene, Kevin	1996,98-99	2	18	9.0	18	0
Burris, Juston	2020-2022	2	17	8.5	17	0
Wells, Dean	1999-2001	2	15	7.5	14	0
Gilmore, Stephon	2021	2	13	6.5	13	0
McDaniel, Emmanuel	2002	2	13	6.5	13	0
Cousin, Terry	2002	2	4	2.0	4	0
Gilbert, Sean	1998-2002	2	4	2.0	4	0

ALL-TIME INTERCEPTIONS

PLAYER	YEARS	INTS	YDS	AVG	LG	TDs
Benwikere, Bené	2014-2016	2	1	0.5	1	0
Williams, Shaun	2006	2	1	0.5	1	0
Chinn, Jeremy	2020 - 2022	2	0	0.0	0	0
Tillman, Charles	2015	2	0	0.0	0	0
Franklin Jr., Sam	2023	1	99	99.0	99	1
Hill, Troy	2023	1	61	61.0	61	1
Stanford, R.J.	2010-2011	1	53	53.0	53	0
Smith, Rod	1995-96,97-98	1	43	43.0	43	0
Lofton, Steve	1995-96,98-99	1	42	42.0	42	0
Reid, Eric	2018-2019	1	39	39.0	39	0
DeCoud, Thomas	2014	1	35	35.0	35	0
Luvu, Frankie	2021-2022	1	33	33.0	33	1
McDowell, Bubba	1995	1	33	33.0	33	0
Kragen, Greg	1995-1997	1	29	29.0	29	0
Edwards, Dwan	2012-2015	1	27	27.0	27	0
Richardson, Damien	1998-2004	1	27	27.0	27	0
McClain, Robert	2010; 15-16	1	24	24.0	24	0
Veland, Tony	1998	1	24	24.0	24	0
Allen, Brian	2002-2004	1	21	21.0	21	0
Senn, Jordan	2009-2013	1	21	21.0	21	0
Nelson, Jonathan	2011	1	20	20.0	20	0
Williams, Teddy	2015-2017	1	19	19.0	19	0
Moorehead, Kindal	2003-2007	1	17	17.0	17	1
Barrow, Micheal	1997-1999	1	10	10.0	10	0
Burton, Shane	2002-2003	1	10	10.0	10	0
Hawkins, Artrell	2004	1	9	9.0	9	0
Kesier, Thomas	2011-2012	1	9	9.0	9	0
Klein, A.J.	2013-2015	1	8	8.0	8	0
Morton, Christian	2006	1	8	8.0	8	0
Ealy, Kony	2014-2016	1	7	7.0	7	0
McGill, Lenny	1998	1	6	6.0	6	0
Johnson, Ed	2010	1	5	5.0	5	0

ALL-TIME INTERCEPTIONS

PLAYER	YEARS	INTS	YDS	AVG	LG	TDs
Roy, Bravion	2020-2022	1	3	3.0	3	0
Lloyd, Greg	1998	1	3	3.0	3	0
King, Shawn	1995-1998	1	1	1.0	1	0
Lathon, Lamar	1995-1998	1	1	1.0	1	0
Jones, Deion	2023	1	0	0.0	0	0
Brown, Derrick	2020-2022	1	0	0.0	0	0
Anderson, Rashard	2000-2001	1	0	0.0	0	0
Brown, Everette	2009-2010	1	0	0.0	0	0
Diggs, Na'il	2006-2009	1	0	0.0	0	0
Elliott, Javien	2019	1	0	0.0	0	0
Navies, Hannibal	2000-2002	1	0	0.0	0	0
Obada, Efe	2018-2019	1	0	0.0	0	0
Pieri, Damon	1995-1997	1	0	0.0	0	0
Robinson, Eugene	2000	1	0	0.0	0	0
Rucker, Mike	1999-2007	1	0	0.0	0	0
Thomas, Josh	2011-13	1	0	0.0	0	0
Towns, Lester	2000-2003	1	0	0.0	0	0
Whitehead, Tahir	2020	1	0	0.0	0	0
Williams, Jay	2000-2002	1	0	0.0	0	0
Woodall, Lee	2000	1	0	0.0	0	0
Pugh, Jordan	2010-2011	1	-2	-2.0	-2	0
TOTAL		429	6,046	14.1	97	34

THE LAST TIME

BY PANTHERS

BY OPPONENT

PASSING

361 yards, Andy Dalton @ Seattle, 09/24/23	300 YARDS PASSING	355 yards, Jared Goff vs. Detroit, 12/24/22
432 yards, Cam Newton vs. Green Bay, 09/18/11	400 YARDS PASSING	432 yards, Tom Brady @ Tampa Bay, 01/01/23
* Never Has Happened *	500 YARDS PASSING	503 yards, Matt Ryan @ Atlanta, 10/02/16
334 yards, Andy Dalton @ Seattle, 09/24/23	300 NET YARDS PASSING	336 yards, Jared Goff vs. Detroit, 12/24/22
404 yards, Cam Newton vs. Green Bay, 09/18/11	400 NET YARDS PASSING	411 yards, Tom Brady @ Tampa Bay, 01/01/23
3 tds, Bryce Young: (1, 18, 1) @ Detroit, 10/08/23	THREE TOUCHDOWN PASSES	3 tds, Tua Tagovailoa: (3, 4, 41) @ Miami, 10/15/23
4 tds, Kyle Allen: (5, 52, 3, 3) @ Arizona, 09/22/19	FOUR TOUCHDOWN PASSES	4 tds, Dak Prescott: (18, 35, 6, 23) @ Dallas, 10/03/21
5 tds, Cam Newton: (3, 37, 14, 20, 14) @ N.Y. Giants, 12/20/15	FIVE TOUCHDOWN PASSES	5 tds, Ben Roethlisberger: (75, 53, 12, 8, 6) @ Pittsburgh, 11/08/18
* Never Has Happened *	SIX TOUCHDOWN PASSES	* Never Has Happened *
* Never Has Happened *	SEVEN TOUCHDOWN PASSES	* Never Has Happened *
2 ints, James Bradberry @ Tampa Bay, 10/13/19	TWO INTERCEPTION GAME	2 ints, Jessie Bates III @ Atlanta, 09/10/23
3 ints, Deon Grant @ Minnesota, 09/22/02	THREE INTERCEPTION GAME	3 ints, Andrew Adams @ Tampa Bay, 12/02/18
* Never Has Happened *	FOUR OR MORE INTERCEPTION GAME	* Never Has Happened *
41 att., Bryce Young @ Detroit, 10/08/23	40+ PASS ATTEMPTS	45 att., Tom Brady @ Tampa Bay, 01/01/23
58 att., Andy Dalton @ Seattle, 09/24/23	50+ PASS ATTEMPTS	54 att., Jameis Winston @ Tampa Bay, 10/13/19
34 comp, Andy Dalton @ Seattle, 09/24/23	30+ Completions	34 comp, Tom Brady @ Tampa Bay, 01/01/23
* Never Has Happened *	40+ PASSING COMPLETIONS	* Never Has Happened *
52 yards, Sam Darnold: (15:00) 75-C.Erving reported in as eligible. 14-S.Darnold pass deep right to 2-D.Moore ran ob at DEN 9 for 52 yards. vs. Denver, 11/27/22	PASS PLAY OF 50-OR-MORE YARDS	63 yards, Tom Brady: (2:18) (No Huddle, Shotgun) 12-T.Brady pass deep right to 13-M.Evans for 63 yards, TOUCHDOWN. @ Tampa Bay, 01/01/23
82 yards, Cam Newton: (12:09) (Shotgun) 1-C.Newton pass short left to 12-D.Moore to DET 12 for 82 yards (23-D.Slay). DET-23-D.Slay was injured during the play. @ Detroit, 11/18/18	PASS PLAY OF 80-OR-MORE YARDS	93 yards, Matt Ryan: (6:45) (Shotgun) 2-M.Ryan pass deep left to 17-O.Zachaus for 93 yards, TOUCHDOWN (33-T.Boston). @ Atlanta, 12/08/19
2 ints, Bryce Young @ Detroit, 10/08/23	TWO INTERCEPTIONS THROWN	2 ints, Kirk Cousins vs. Minnesota, 10/01/23
3 ints, Sam Darnold vs. New England, 11/07/21	THREE INTERCEPTIONS THROWN	3 ints, Aaron Rodgers vs. Green Bay, 12/17/17
4 ints, Kyle Allen vs. Atlanta, 11/17/19	FOUR INTERCEPTIONS THROWN	4 ints, Andy Dalton vs. Cincinnati, 09/23/18
* Never Has Happened *	FIVE INTERCEPTIONS THROWN	5 ints, Jameis Winston @ Tampa Bay, 10/13/19
* Never Has Happened *	SIX INTERCEPTIONS THROWN	6 ints, Chris Chandler vs. St. Louis, 12/12/04
Bryce Young vs. Houston, 10/29/23	100-POINT PASSER RATING	Tua Tagovailoa @ Miami, 10/15/23

RUSHING

210 yards, DeAngelo Williams @ New Orleans, 12/30/12	200 YARDS RUSHING	205 yards, Matt Forte @ Chicago, 10/02/11
165 yards, D'Onta Foreman vs. Detroit, 12/24/22	150 YARDS RUSHING	153 yards, Joe Mixon @ Cincinnati, 11/06/22
165 yards/125 yards, D'Onta Foreman/Chuba Hubbard vs. Detroit, 12/24/22	100 YARDS RUSHING	115 yards, Raheem Mostert @ Miami, 10/15/23
165 yards/125 yards, D'Onta Foreman/Chuba Hubbard vs. Detroit, 12/24/22	TWO 100-YARD RUSHERS	147 yards/118 yards, Le'Veon Bell/LeGarrette Blount vs. Pittsburgh, 09/21/14
* Never Has Happened *	FIVE TOUCHDOWNS RUSHING	* Never Has Happened *
4 tds, DeAngelo Williams: (13, 5, 1, 30) @ N.Y. Giants, 12/21/08	FOUR TOUCHDOWNS RUSHING	4 tds, Joe Mixon: (2, 3, 1, 14) @ Cincinnati, 11/06/22
3 tds, D'Onta Foreman: (2, 1, 12) @ Atlanta, 10/30/22	THREE TOUCHDOWNS RUSHING	3 tds, Josh Jacobs: (1, 7, 6) vs. Las Vegas, 09/13/20
2 tds, Sam Darnold: (1, 11) @ Dallas, 10/03/21	TWO TOUCHDOWNS RUSHING	2 tds, Raheem Mostert: (4, 1) @ Miami, 10/15/23
DeAngelo Williams: (16, 36)/Jonathan Stewart: (2, 4) vs. Tampa Bay, 12/08/08	TWO PLAYERS WITH TWO TD RUSHING	* Never Has Happened *
D'Onta Foreman: (4)/Sam Darnold: (3)/Raheem Blackshear: (7) vs. Detroit, 12/24/22	THREE PLAYERS WITH ONE TD RUSHING	Craig Reynolds: (5)/Jared Goff: (1)/David Montgomery: (42) @ Detroit, 10/08/23
31 att., D'Onta Foreman vs. Atlanta, 11/10/22	30+ RUSHING ATTEMPTS	30 att., Jacquizz Rodgers vs. Tampa Bay, 10/10/16

THE LAST TIME

* Never Has Happened *	40+ RUSHING ATTEMPTS	* Never Has Happened *
41 att., Carolina 10, New Orleans 7 @ New Orleans, 01/08/23	40-49 RUSHING ATTEMPTS (TEAM)	45 att., Pittsburgh 24, Carolina 16 vs. Pittsburgh, 12/18/22
52 att., Carolina 10, Atlanta 3 @ Atlanta, 12/24/06	50+ RUSHING ATTEMPTS (TEAM)	* Never Has Happened *
* Never Has Happened *	400 YARDS RUSHING (TEAM)	* Never Has Happened *
320 yards, Carolina 37, Detroit 23 vs. Detroit, 12/24/22	300 YARDS RUSHING (TEAM)	301 yards, N.Y. Giants 34, Carolina 28 @ N.Y. Giants, 12/21/08
223 yards, Carolina 30, Seattle 24 @ Seattle, 12/11/22	200 YARDS RUSHING (TEAM)	241 yards, Cincinnati 42, Carolina 21 @ Cincinnati, 11/06/22
60 yards, D'Onta Foreman: (3:55) 33-D.Foreman right tackle to TB 17 for 60 yards (27-Z.McCollum). vs. Tampa Bay, 10/23/22	RUN OF 50-74 YARDS	52 yards, Latavius Murray: (4:42) 28-L.Murray up the middle ran ob at CAR 23 for 52 yards (7-S.Thompson). vs. Denver, 11/27/22
84 yards, Christian McCaffrey: (14:01) 22-C.McCaffrey left guard for 84 yards, TOUCHDOWN. vs. Jacksonville, 10/06/19	RUN OF 75+ YARDS	98 yards, Ronald Jones II: (7:53) 27-R.Jones up the middle for 98 yards, TOUCHDOWN. vs. Tampa Bay, 11/15/20
RECEIVING		
201 yards, Steve Smith vs. Minnesota, 10/30/05	200 YARDS RECEIVING	207 yards, Mike Evans @ Tampa Bay, 01/01/23
115 yards, Adam Thielen @ Miami, 10/15/23	100 YARDS RECEIVING	163 yards, Tyreek Hill @ Miami, 10/15/23
118 yards/101 yards, Curtis Samuel/DJ Moore vs. New Orleans, 01/03/21	TWO 100-YARD RECEIVERS	207 yards/120 yards, Mike Evans/Chris Godwin @ Tampa Bay, 01/01/23
2 tds, DJ Moore: (6, 8) @ Dallas, 10/03/21	TWO TOUCHDOWN RECEPTIONS	2 tds, Sam LaPorta: (4, 31) @ Detroit, 10/08/23
3 tds, Steve Smith: (7, 12, 74) vs. Houston, 09/16/07	THREE TOUCHDOWN RECEPTIONS	3 tds, Mike Evans: (63, 57, 30) @ Tampa Bay, 01/01/23
* Never Has Happened *	FOUR TOUCHDOWN RECEPTIONS	* Never Has Happened *
* Never Has Happened *	FIVE TOUCHDOWN RECEPTIONS	* Never Has Happened *
Patrick Jeffers: (40, 32)/Wesley Walls: (37, 15) vs. New Orleans, 01/02/00	TWO PLAYERS WITH TWO TD RECEPTIONS	Adam Humphries: (5, 30)/O.J. Howard: (4, 3) vs. Tampa Bay, 11/04/18
152 yards, DJ Moore @ Atlanta, 10/30/22	150 YARDS RECEIVING	163 yards, Tyreek Hill @ Miami, 10/15/23
11, Adam Thielen @ Miami, 10/15/23	10 OR MORE RECEPTIONS	10, Mike Evans @ Tampa Bay, 01/01/23
115 yards, Adam Thielen @ Miami, 10/15/23	100-149 YARDS RECEIVING	112 yards, DK Metcalf @ Seattle, 09/24/23
152 yards, DJ Moore @ Atlanta, 10/30/22	150-199 YARDS RECEIVING	163 yards, Tyreek Hill @ Miami, 10/15/23
201 yards, Steve Smith vs. Minnesota, 10/30/05	200-299 YARDS RECEIVING	207 yards, Mike Evans @ Tampa Bay, 01/01/23
* Never Has Happened *	300+ YARDS RECEIVING	300 yards, Julio Jones @ Atlanta, 10/02/16
75 yards, Robbie Anderson: (6:13) 6-B.Mayfield pass deep middle to 3-R.Anderson for 75 yards, TOUCHDOWN. vs. Cleveland, 09/11/22	70-YARD RECEPTION	93 yards, Olamide Zaccheaus: (6:45) (Shotgun) 2-M.Ryan pass deep left to 17-O.Zaccheaus for 93 yards, TOUCHDOWN (33-T.Boston). @ Atlanta, 12/08/19
52 yards, DJ Moore: (15:00) 75-C.Erving reported in as eligible. 14-S.Darnold pass deep right to 2-D.Moore ran ob at DEN 9 for 52 yards. vs. Denver, 11/27/22	50-YARD RECEPTION	57 yards, Mike Evans: (13:58) (No Huddle, Shotgun) 12-T.Brady pass deep right to 13-M.Evans for 57 yards, TOUCHDOWN. @ Tampa Bay, 01/01/23
COMBINED YARDS		
118 yards/317 yards, D'Onta Foreman/PJ Walker @ Atlanta, 10/30/22	100-YARD RUSHER AND 300-YARD PASSER	137 yards/373 yards, Dalvin Cook/Kirk Cousins vs. Minnesota, 10/17/21
145 yards/361 yards, Adam Thielen/Andy Dalton @ Seattle, 10/24/23	100-YARD RECEIVER AND 300-YARD PASSER	207/120 yards/432 yards, Mike Evans/Chris Godwin/Tom Brady @ Tampa Bay, 01/01/23
113 yards/103 yards, D'Onta Foreman/DJ Moore vs. Denver, 11/27/22	100-YARD RUSHER AND 100-YARD RECEIVER	115 yards/163 yards, Raheem Mostert/Tyreek Hill @ Miami, 10/15/23
120/109 yards/367 yards, DJ Moore/Robbie Anderson/Teddy Bridgewater @ Tampa Bay, 09/20/20	TWO 100-YARD RECEIVERS/300-YARD PASSER	207/120 yards/432 yards, Mike Evans/Chris Godwin/Tom Brady @ Tampa Bay, 01/01/23
100 yards/122/108 yards, Fozzy Whittaker/Greg Olsen/Kelvin Benjamin vs. San Francisco, 09/18/16	100-YARD RUSHER/TWO 100-YARD RECEIVERS	118 yards/111/122 yards, Marshall Faulk/Isaac Bruce/Az-Zahir Hakim vs. St. Louis, 12/05/99
118 yards/317 yards/152 yards, D'Onta Foreman/PJ Walker DJ Moore @ Atlanta, 10/30/22	100-YARD RUSHER, 300-YARD PASSER, 100-YARD RECEIVER	137 yards/373 yards/126 yards, Dalvin Cook/Kirk Cousins Adam Thielen vs. Minnesota, 10/17/21
DEFENSE		
Carolina 20, Detroit 0 vs. Detroit, 11/22/20	SHUTOUT	Atlanta 41, Carolina 0 vs. Atlanta, 11/24/02

THE LAST TIME

61 yards, Troy Hill: (4:37) (Shotgun) 14-M.White pass short right intended for 26-S.Ahmed INTERCEPTED by 13-T.Hill at CAR 39. 13-T.Hill for 61 yards, TOUCHDOWN. @ Miami, 10/15/23

INTERCEPTED PASS RETURNED FOR A TOUCHDOWN

28 yards, Lorenzo Carter: (.51) (Shotgun) 11-P.Walker pass short middle intended for 33-D.Foreman INTERCEPTED by 9-L.Carter at CAR 28. 9-L.Carter for 28 yards, TOUCHDOWN. @ Atlanta, 10/30/22

44 yards, Marquis Haynes Sr.: (5:44) 41-A.Kamara right tackle to NO 43 for -2 yards (49-F.Luvu). FUMBLES (49-F.Luvu), touched at NO 42, RECOVERED by CAR-98-M.Haynes at NO 44. 98-M.Haynes for 44 yards, TOUCHDOWN. Penalty on NO-81-N.Vannett, Offensive Holding, declined. vs. New Orleans, 09/25/22

FUMBLE RETURNED FOR A TOUCHDOWN

75 yards, Eddie Jackson: (9:15) (Shotgun) 1-C.Newton FUMBLES (Aborted) at CHI 27, RECOVERED by CHI-39-E.Jackson at CHI 25. 39-E.Jackson for 75 yards, TOUCHDOWN. @ Chicago, 10/22/17

(2:35) (Shotgun) 1-J.Hurts FUMBLES (Aborted) at PHI 11, ball out of bounds in End Zone, SAFETY. vs. Philadelphia, 10/10/21

SAFETY SCORED

(14:56) (Shotgun) 14-S.Darnold pass incomplete short middle [99-L.Williams]. PENALTY on CAR-14-S.Darnold, Intentional Grounding, 3 yards, enforced in End Zone, SAFETY. @ N.Y. Giants, 10/24/21

* Never Has Happened *

SIX+ SACK GAME

* Never Has Happened *

* Never Has Happened *

FIVE SACK GAME

* Never Has Happened *

4.0 sk, Greg Hardy @ Atlanta, 12/29/13

FOUR SACK GAME

4.5 sk, Mario Williams @ Buffalo, 09/15/13

3.0 sk, Mario Addison @ Arizona, 09/22/19

THREE SACK GAME

3.0 sk, Harrison Smith vs. Minnesota, 10/01/23

2.0 sk, Frankie Luvu vs. New Orleans, 09/18/23

TWO SACK GAME

2.5 sk/2.0 sk, Jonathan Greenard/Malik Collins vs. Houston, 10/29/23

* Never Has Happened *

FOUR INTERCEPTIONS

* Never Has Happened *

3 ints, Deon Grant @ Minnesota, 09/22/02

THREE INTERCEPTIONS

3 ints, Andrew Adams @ Tampa Bay, 12/02/18

2 ints, James Bradberry @ Tampa Bay, 10/13/19

TWO INTERCEPTIONS

2 ints, Jessie Bates III @ Atlanta, 09/10/23

Ricky Manning: (30, 16)/Dan Morgan: (9, 11) vs. St. Louis, 12/12/04

TWO INTERCEPTIONS BY TEAMMATES

Kerry Rhodes: (11, 6)/Darrelle Revis: (67, 0) @ N.Y. Jets, 11/29/09

2 fr, Jeremy Chinn @ Minnesota, 11/29/20

TWO OPPONENT FUMBLE RECOVERIES

2 fr, Lavonte David vs. Tampa Bay, 01/03/16

21 yards, Pittsburgh 24, Carolina 16 vs. Pittsburgh, 12/18/22

LESS THAN 25 RUSHING YARDS

24 yards, Carolina 30, Arizona 20 vs. Arizona, 10/30/16

44 yards, Carolina 15, Houston 13 vs. Houston, 10/29/23

LESS THAN 50 RUSHING YARDS

45 yards, Carolina 37, Detroit 23 vs. Detroit, 12/24/22

67 yards, Tampa Bay 30, Carolina 24 @ Tampa Bay, 01/01/23

LESS THAN 100 RUSHING YARDS

44 yards, Carolina 15, Houston 13 vs. Houston, 10/29/23

32 yards, Carolina 10, New Orleans 7 @ New Orleans, 01/08/23

LESS THAN 50 NET PASSING YARDS

46 yards, Carolina 10, San Francisco 9 @ San Francisco, 11/10/13

32 yards, Carolina 10, New Orleans 7 @ New Orleans, 01/08/23

LESS THAN 100 NET PASSING YARDS

91 yards, Atlanta 24, Carolina 10 @ Atlanta, 09/10/23

149 yards, Minnesota 21, Carolina 13 vs. Minnesota, 10/01/23

LESS THAN 150 NET PASSING YARDS

119 yards, Carolina 15, Houston 13 vs. Houston, 10/29/23

128 yards, Carolina 26, New Orleans 7 vs. New Orleans, 09/19/21

LESS THAN 150 YARDS NET OFFENSE

119 yards, Pittsburgh 27, Carolina 3 @ Pittsburgh, 12/23/10

169 yards, Carolina 34, Arizona 10 @ Arizona, 11/14/21

LESS THAN 200 YARDS NET OFFENSE

178 yards, New Orleans 18, Carolina 10 @ New Orleans, 01/02/22

229 yards, Carolina 15, Houston 13 vs. Houston, 10/29/23

LESS THAN 300 YARDS NET OFFENSE

224 yards, Carolina 15, Houston 13 vs. Houston, 10/29/23

3 to, Carolina 22, New Orleans 14 vs. New Orleans, 09/25/22

FORCED THREE+ TURNOVERS

3 to, Detroit 42, Carolina 24 @ Detroit, 10/08/23

4 to, Tampa Bay 31, Carolina 17 @ Tampa Bay, 09/20/20

FORCED FOUR TURNOVERS

4 to, Carolina 20, Washington 13 @ Washington, 12/27/20

5 to, New Orleans 33, Carolina 7 vs. New Orleans, 01/03/21

FORCED FIVE+ TURNOVERS

7 to, Carolina 37, Tampa Bay 26 @ Tampa Bay, 10/13/19

SPECIAL TEAMS

103 yards, Damiere Byrd: 7-P.Murray kicks 68 yards from TB 35 to CAR -3. 18-D.Byrd for 103 yards, TOUCHDOWN. vs. Tampa Bay, 12/24/17

KICKOFF RETURNED FOR A TOUCHDOWN

99 yards, Andre Roberts: 9-G.Gano kicks 64 yards from CAR 35 to WAS 1. 12-A.Roberts for 99 yards, TOUCHDOWN. vs. Washington, 11/22/15

60 yards, Kaelin Clay: (10:09) 4-L.Edwards punts 37 yards to CAR 40. Center-42-T.Hennessy. 12-K.Clay for 60 yards, TOUCHDOWN. @ N.Y. Jets, 11/26/17

PUNT RETURNED FOR A TOUCHDOWN

83 yards, Dontae Spencer: (10:39) 3-J.Charlton punts 56 yards to DEN 17. Center-44-J.Jansen. 11-D.Spencer for 83 yards, TOUCHDOWN. vs. Denver, 12/13/20

* Never Has Happened *

BLOCKED FIELD GOAL RETURNED FOR A TOUCHDOWN

* Never Has Happened *

THE LAST TIME

4 yards, Kenny Robinson: Kenny Robinson: (6.56) 3-J.Berry punt is BLOCKED (49-F.Luvu, Center-42-A.DePaola, RECOVERED by CAR-K.Robinson at MIN 4. K.Robinson for 4 yards, TOUCHDOWN. Minnesota, 10/17/21	BLOCKED PUNT RETURNED FOR A TOUCHDOWN	Duke Riley: (9.18) 10-L.Edwards punt is BLOCKED by 45-D.Riley, Center-44-J.Jansen, RECOVERED by MIA-27-J.Coleman at CAR 2. 27-J.Coleman for 2 yards, TOUCHDOWN. @ Miami, 11/28/21
50 yards, Zane Gonzalez: (8.40) 5-Z.Gonzalez 50 yard field goal is BLOCKED (96-C.Granderson), Center-44-J.Jansen, Holder-3-J.Chaffton, RECOVERED by NO-53-Z.Baun at NO 29. 53-Z.Baun to CAR 38 for 33 yards (70-B.Christensen). vs. New Orleans, 09/19/21	BLOCKED FIELD GOAL	55 yards, Wil Lutz: (1.24) 3-W.Lutz 55 yard field goal is BLOCKED (24-C.Henderson), Center-49-Z.Wood, Holder-4-B.Gillikin. @ New Orleans, 01/08/23
Lachlan Edwards: (9.18) 10-L.Edwards punt is BLOCKED by 45-D.Riley, Center-44-J.Jansen, RECOVERED by MIA-27-J.Coleman at CAR 2. 27-J.Coleman for 2 yards, TOUCHDOWN. @ Miami, 11/28/21	BLOCKED PUNT	Jordan Berry: (6.56) 3-J.Berry punt is BLOCKED by 49-F.Luvu, Center-42-A.DePaola, RECOVERED by CAR-27-K.Robinson at MIN 4. 27-K.Robinson for 4 yards, TOUCHDOWN. vs. Minnesota, 10/17/21
Younghoe Koo (CJ Henderson blocked): 7-Y.Koo extra point is Blocked (24-C.Henderson), Center-48-L.McCullough, Holder-13-B.Pinion. vs. Atlanta, 11/10/22	POINT AFTER TOUCHDOWN ATTEMPT BLOCKED	Joey Slye [Isaac Rochell blocked]: 4-J.Slye extra point is Blocked (98-I.Rochell), Center-44-J.Jansen, Holder-3-J.Chaffton. DEFENSIVE TWO-POINT ATTEMPT. 24-N.Alderley recovered the blocked kick. ATTEMPT FAILS. @ L.A. Chargers, 09/27/20
56 yards, Eddy Piñeiro: (.02) 4-E.Pineiro 56 yard field goal is GOOD, Center-44-J.Jansen, Holder-10-J.Hekker. vs. Minnesota, 10/01/23	MADE FIELD GOAL OF 50 YARDS OR LONGER	50 yards, Chris Boswell: (1.09) 9-C.Boswell 50 yard field goal is GOOD, Center-46-C.Kuntz, Holder-6-P.Harvin. vs. Pittsburgh, 12/18/22
63 yards, Graham Gano: (.06) 9-G.Gano 63 yard field goal is GOOD, Center-44-J.Jansen, Holder-5-M.Palardy. vs. N.Y. Giants, 10/07/18	60+ YARD FIELD GOAL	* Never Has Happened *
6 fg, John Kasay: (30, 50, 46, 25, 21, 21) @ New Orleans, 12/05/04	SIX FIELD GOALS	* Never Has Happened *
5 fg, Joey Slye: (29, 24, 30, 22, 31) @ L.A. Chargers, 09/27/20	FIVE FIELD GOALS	5 fg, Jason Myers: (43, 35, 33, 37, 39) @ Seattle, 09/24/23
4 fg, Eddy Piñeiro: (46, 49, 40, 37) vs. Atlanta, 11/10/22	FOUR FIELD GOALS	4 fg, Graham Gano: (36, 33, 52, 56) @ N.Y. Giants, 09/18/22
3 fg, Eddy Piñeiro: (46, 37, 23) vs. Houston, 10/29/23	THREE FIELD GOALS	3 fg, Younghoe Koo: (30, 34, 41) @ Atlanta, 10/30/22
Eddy Piñeiro: 4-E.Pineiro extra point is No Good, Wide Right, Center-44-J.Jansen, Holder-10-J.Hekker. vs. Houston, 10/29/23	MISSED POINT AFTER TOUCHDOWN ATTEMPT	Ryan Succop: 3-R.Succop extra point is No Good, Wide Right, Center-97-Z.Triner, Holder-5-J.Camarda. @ Tampa Bay, 01/01/23
* Never Has Happened *	NO PUNTS	Tampa Bay 46, Carolina 23 vs. Tampa Bay, 11/15/20
11 punts, Todd Sauerbrun vs. Chicago, 12/22/02	PUNTED 10+ TIMES	11 punts, Shane Lechler @ Oakland, 11/09/08
63 yds, Johnny Hekker vs. Houston, 10/29/23	60-69 YARD PUNT	60 yds, Jake Bailey @ Miami, 10/15/23
76 yds, Andy Lee @ Denver, 09/08/16	70+ YARD PUNT	74 yds, Cameron Johnston vs. Houston, 10/29/23
* Never Has Happened *	80+ YARD PUNT	* Never Has Happened *
21 yards, Raheem Blackshear vs. Denver, 11/27/22	20 YARD PUNT RETURN	20 yards, Tank Dell vs. Houston, 10/29/23
60t yards, Kaelin Clay @ N.Y. Jets, 11/26/17	50-69 YARD PUNT RETURN	59 yards, Tommylee Lewis @ New Orleans, 10/16/16
79t yards, Corey Brown vs. Chicago, 10/05/14	70-89 YARD PUNT RETURN	83t yards, Dontae Spencer vs. Denver, 12/13/20
* Never Has Happened *	90+ YARD PUNT RETURN	94t yards, Tramon Williams @ Green Bay, 11/18/07
52 yards, Raheem Blackshear vs. Houston, 10/29/23	50-69 YARD KICKOFF RETURN	50 yards, Godwin Igwebuike @ Seattle, 12/11/22
76 yards, Kealoha Pilaes @ Indianapolis, 11/27/11	70-89 YARD KICKOFF RETURN	78 yards, Marcus Sherels vs. Minnesota, 10/30/11
98 yards, Trenton Cannon vs. Tampa Bay, 11/15/20	90+ YARD KICKOFF RETURN	99t yards, Andre Roberts vs. Washington, 11/22/15
Jermaine Carter Jr.: (Onside Kick formation) 5-M.Palardy kicks onside 13 yards from CAR 35 to CAR 48. RECOVERED by CAR-56-J.Carter. vs. Washington, 12/01/19	SUCCESSFUL ONSIDE KICK	P.J. Locke: (Onside Kick formation) 8-B.McManus kicks onside 8 yards from DEN 35 to DEN 43, impetus ends at DEN 44. RECOVERED by DEN-6-P.Locke. vs. Denver, 11/27/22

TEAM/MISCELLANEOUS

* Never Has Happened *	600 TOTAL YARDS OF OFFENSE	617 yards, New Orleans 617, Carolina 301 @ New Orleans, 01/01/12
570 yards, Carolina 570, Detroit 381 vs. Detroit, 12/24/22	500 TOTAL YARDS OF OFFENSE	571 yards, Minnesota 571, Carolina 306 vs. Minnesota, 10/17/21
400 yards, Tampa Bay 478, Carolina 400 @ Tampa Bay, 01/01/23	400 TOTAL YARDS OF OFFENSE	424 yards, Miami 424, Carolina 296 @ Miami, 10/15/23

THE LAST TIME

ST. (12:16) J.McCown sacked at NYJ 36 for -9 yards (W.Horton). FUMBLES (W.Horton) (W.Horton), touched at NYJ 36, RECOVERED by CAR-L.Kuechly at NYJ 34. L.Kuechly for 34 yards, TOUCHDOWN.DEF. (10:07) T.Melton reported in as eligible. C.Newton left end for 1 yard, TOUCHDOWN.DEF. (1:17) (Shotgun) J.Stewart right tackle for 2 yards, TOUCHDOWN.OFF. (10:09) L.Edwards punts 37 yards to CAR 40, Center-T.Hennessy. K.Clay for 60 yards, TOUCHDOWN. @ N.Y. Jets, 11/26/17

TOUCHDOWN ON OFFENSE, DEFENSE AND SPECIAL TEAMS

ST. (11:31) D.Sproles left end for 8 yards, TOUCHDOWN.ST. (11:37) (No Huddle, Shotgun) M.Sanchez pass short left to J.Matthews for 13 yards, TOUCHDOWN.ST. (7:42) (Shotgun) L.McCoy up the middle for 1 yard, TOUCHDOWN.ST. (11:50) (No Huddle, Shotgun) M.Sanchez pass short right to J.Matthews for 18 yards, TOUCHDOWN.DEF. (2:21) (Shotgun) C.Newton pass short right intended for J.Avant INTERCEPTED by B.Fletcher at CAR 34. B.Fletcher for 34 yards, TOUCHDOWN.OFF. (3:46) B.Nortman punts 55 yards to PHI 35, Center-J.Jansen. D.Sproles for 65 yards, TOUCHDOWN. @ Philadelphia, 11/10/14

Bryce Young. TWO-POINT CONVERSION ATTEMPT. 9-B.Young pass to 19-A.Thielen is complete. ATTEMPT SUCCEEDS. vs. New Orleans, 09/18/23

MADE TWO-POINT CONVERSION

Geno Smith. TWO-POINT CONVERSION ATTEMPT. 7-C.Smith pass to 16-T.Lockett is complete. ATTEMPT SUCCEEDS. @ Seattle, 09/24/23

Christian McCaffrey. TWO-POINT CONVERSION ATTEMPT. 22-C.McCaffrey rushes right guard. ATTEMPT FAILS. vs. San Francisco, 10/09/22

FAILED TWO-POINT CONVERSION

C.J. Stroud. TWO-POINT CONVERSION ATTEMPT. 7-C.Stroud pass to 86-D.Schultz is incomplete. ATTEMPT FAILS. vs. Houston, 10/29/23

Carolina 52, Cincinnati 31 vs. Cincinnati, 12/08/02

50 POINTS

San Francisco 51, Carolina 13 @ San Francisco, 10/27/19

Carolina 42, Tampa Bay 28 vs. Tampa Bay, 11/04/18

40 POINTS

Miami 42, Carolina 21 @ Miami, 10/15/23

Carolina 29, Indianapolis 26 vs. Indianapolis, 11/02/15

OVERTIME WIN

Atlanta 37, Carolina 34 @ Atlanta, 10/30/22

Atlanta 37, Carolina 34 @ Atlanta, 10/30/22

OVERTIME LOSS

Carolina 29, Indianapolis 26 vs. Indianapolis, 11/02/15

Cincinnati 37, Carolina 37 @ Cincinnati, 10/12/14

OVERTIME TIE

Cincinnati 37, Carolina 37 @ Cincinnati, 10/12/14

Cincinnati 37, Carolina 37 @ Cincinnati, 10/12/14

TIE GAME

Cincinnati 37, Carolina 37 @ Cincinnati, 10/12/14

* Never Has Happened *

SCORELESS GAME

* Never Has Happened *

Carolina 21, Atlanta 0 vs. Atlanta, 12/13/15

20 FIRST-QUARTER POINTS

Pittsburgh 21, Carolina 7 @ Pittsburgh, 11/08/18

Carolina 21, Tampa Bay 14 vs. Tampa Bay, 11/04/18

20 SECOND-QUARTER POINTS

Miami 21, Carolina 0 @ Miami, 10/15/23

Carolina 21, Miami 7 vs. Miami, 11/13/17

20 THIRD-QUARTER POINTS

Dallas 20, Carolina 0 @ Dallas, 10/03/21

Carolina 21, Atlanta 13 @ Atlanta, 10/30/22

20 FOURTH-QUARTER POINTS

Tampa Bay 20, Carolina 10 @ Tampa Bay, 01/01/23

35 (first half), Carolina 42, Tampa Bay 28 vs. Tampa Bay, 11/04/18

30 ONE-HALF POINTS

35 (first half), Cincinnati 42, Carolina 21 @ Cincinnati, 11/06/22

Carolina 10, New Orleans 7 @ New Orleans, 01/08/23

ZERO POINTS SCORED IN FIRST HALF

Carolina 21, Tampa Bay 3 vs. Tampa Bay, 10/23/22

21 (Q4), Atlanta 37, Carolina 34 @ Atlanta, 10/30/22

SCORED 20+ POINTS IN ONE QUARTER

21 (Q2), Miami 42, Carolina 21 @ Miami, 10/15/23

(6, 9, 9, 7 Points), New Orleans 34, Carolina 31 @ New Orleans, 11/24/19

SCORE TOUCHDOWN IN EACH QUARTER

(7, 10, 7, 13 Points), San Francisco 37, Carolina 15 vs. San Francisco, 10/09/22

Carolina 20, Detroit 0 vs. Detroit, 11/22/20

SHUTOUT AT HOME

Atlanta 41, Carolina 0 vs. Atlanta, 11/24/02

* Never Has Happened *

SHUTOUT ON THE ROAD

Atlanta 30, Carolina 0 @ Atlanta, 10/20/02

Carolina 29, Indianapolis 26 vs. Indianapolis, 11/02/15

OVERTIME WIN AT HOME

Minnesota 34, Carolina 28 vs. Minnesota, 10/17/21

Carolina 23, New Orleans 20 @ New Orleans, 10/26/03

OVERTIME WIN ON THE ROAD

Atlanta 37, Carolina 34 @ Atlanta, 10/30/22

13 pen, Seattle 37, Carolina 27 @ Seattle, 09/24/23

10 PENALTIES

10 pen, Carolina 15, Houston 13 vs. Houston, 10/29/23

* Never Has Happened *

NO PENALTIES

0 pen, Indianapolis 38, Carolina 6 @ Indianapolis, 12/22/19

0 to, Carolina 15, Houston 13 vs. Houston, 10/29/23

NO TURNOVERS

0 to, Detroit 42, Carolina 24 @ Detroit, 10/08/23

3 td, Miami 42, Carolina 21 (7:18) C.Hubbard up the middle for 6 yards, TOUCHDOWN. Penalty on MIA-J.Baker, Defensive Offside, declined. (.09) (Shotgun) B.Young pass short right to A.Thielen for 8 yards, TOUCHDOWN. (4:37) (Shotgun) M.White pass short right intended for S.Ahmed INTERCEPTED by T.Hill at CAR 39. T.Hill for 61 yards, TOUCHDOWN. @ Miami, 10/15/23

THREE TOTAL TOUCHDOWNS

3 td, Minnesota 21, Carolina 13 (9:49) K.Cousins pass short right to J.Jefferson for 4 yards, TOUCHDOWN. (4:09) (Shotgun) B.Young sacked at MIN 39 for -11 yards (H.Smith). FUMBLES (H.Smith) (H.Smith), RECOVERED by MIN-D.Wonnum at MIN 49. D.Wonnum for 51 yards, TOUCHDOWN. (.07) (No Huddle, Shotgun) K.Cousins pass deep left to J.Jefferson for 30 yards, TOUCHDOWN. Penalty on CAR-S.Tuttle, Defensive Offside, declined. vs. Minnesota, 10/01/23


THE LAST TIME

4 tds, Carolina 37, Detroit 23 (12:02) (Shotgun) R.Blackshear right end for 7 yards, TOUCHDOWN. (9:40) (Shotgun) S.Darnold left end for 3 yards, TOUCHDOWN. (2:12) D.Foreman up the middle for 4 yards, TOUCHDOWN. (9:19) (No Huddle, Shotgun) S.Darnold pass short left to D.Moore for 5 yards, TOUCHDOWN. vs. Detroit, 12/24/22	FOUR TOTAL TOUCHDOWNS	4 tds, Tampa Bay 30, Carolina 24 (2:18) (No Huddle, Shotgun) T.Brady pass deep right to M.Evans for 63 yards, TOUCHDOWN. (13:58) (No Huddle, Shotgun) T.Brady pass deep right to M.Evans for 57 yards, TOUCHDOWN. (6:53) (No Huddle, Shotgun) T.Brady pass deep right to M.Evans for 30 yards, TOUCHDOWN. (2:00) L.Goedeke reported in as eligible, T.Brady up the middle for 1 yard, TOUCHDOWN. @ Tampa Bay, 01/01/23
Baltimore 13, Carolina 3 @ Baltimore, 11/20/22	GAME WITHOUT TOUCHDOWNS	Carolina 21, Tampa Bay 3 vs. Tampa Bay, 10/23/22
41:47 TOP, Carolina 10, Atlanta 3 @ Atlanta, 12/24/06	OVER 40:00 TIME OF POSSESSION (NON-OT)	40:08 TOP, Atlanta 30, Carolina 0 @ Atlanta, 10/20/02
vs. Detroit, 12/24/22	NO SACKS/NO INTERCEPTIONS ALLOWED	vs. Tampa Bay, 12/26/21
Carolina 34, Arizona 10 @ Arizona, 11/14/21	WON GAME BY 20+ POINTS	Miami 42, Carolina 21 @ Miami, 10/15/23
3 tds, D'Onta Foreman: (2-Rushing, 1-Rushing, 12-Rushing) @ Atlanta, 10/30/22	THREE TOUCHDOWNS BY A PLAYER	3 tds, Raheem Mostert: (3-Pass Reception, 4-Rushing, 1-Rushing) @ Miami, 10/15/23
4 tds, DeAngelo Williams: (13-Rushing, 5-Rushing, 1-Rushing, 30-Rushing) @ N.Y. Giants, 12/21/08	FOUR TOUCHDOWNS BY A PLAYER	4 tds, Tevin Coleman: (19-Rushing, 10-Pass Reception, 48-Rushing, 1-Rushing) @ San Francisco, 10/27/19

***UPDATED
PLAYER BIOS***



CURRENT PLAYERS



AMARÉ BARNO
6'6" // 245
VIRGINIA TECH
BLYTHEWOOD, S.C.

90
OLB

EXPERIENCE (YEARS)		BIRTHDATE	ACQUIRED
NFL	PANTHERS	4.26.99	D6A-22
2	2		


AMARÉ BARNO'S NFL REGULAR SEASON DEFENSIVE STATISTICS

DATE	TEAM	GP	GS	TACKLES							INTERCEPTIONS					O. FUMB			ST				MISC							
				TK	S	A	TFL	YDS	SK	YDS	QBH	NO	YDS	LG	TD	PD	FF	FR	TD	YDS	TK	S	A	FF	FR	S	A			
2022	Panthers	9	0	7	6	1	2	12	2.0	10.0	2	0	0	0	0	0	0	0	0	0	0	0	0	2	2	0	0	0	0	0
2023	Panthers	7	0	3	2	1	0	0	0.0	0.0	0	0	0	0	0	0	0	0	0	0	0	0	0	2	1	1	0	0	0	0
NFL TOTALS		16	0	10	8	2	2	12	2.0	10.0	2	0	0	0	0	0	0	0	0	0	0	0	0	4	3	1	0	0	0	0

2023 GAME-BY-GAME REGULAR-SEASON STATISTICS (PANTHERS)

DATE	OPPONENT	P/S	TACKLES							INTERCEPTIONS					O. FUMB			ST				MISC									
			TK	S	A	SK	YDS	TFL	YDS	QBH	NO	YDS	LG	TD	PD	FF	FR	TD	YDS	TK	S	A	FF	FR	S	A	W/L	SCORE			
09/10	at Falcons	P	0	0	0	0.0	0.0	0	0	0	0	0	0	0	0	0	0	0	0	0	0	0	0	0	0	0	L	10-24			
09/18	Saints	P	0	0	0	0.0	0.0	0	0	0	0	0	0	0	0	0	0	0	0	0	0	0	0	0	0	0	L	17-20			
09/24	at Seahawks	P	0	0	0	0.0	0.0	0	0	0	0	0	0	0	0	0	0	0	0	0	0	0	0	0	0	L	27-37				
10/01	Vikings	P	0	0	0	0.0	0.0	0	0	0	0	0	0	0	0	0	0	0	0	0	0	0	0	0	0	L	13-21				
10/08	at Lions	P	1	1	0	0.0	0.0	0	0	0	0	0	0	0	0	0	0	0	0	0	0	0	0	0	0	L	24-42				
10/15	at Dolphins	P	1	1	0	0.0	0.0	0	0	0	0	0	0	0	0	0	0	0	0	0	0	0	0	0	0	L	21-42				
10/29	Texans	P	1	0	1	0.0	0.0	0	0	0	0	0	0	0	0	0	0	0	0	0	0	0	0	1	0	1	0	0	0	W	15-13
2023 TOTALS		7-0	3	2	1	0.0	0.0	0	0	0	0	0	0	0	0	0	0	0	0	0	0	0	0	0	2	1	1	0	0	0	1-6

CURRENT PLAYERS



**RAHEEM
BLACKSHEAR**
5'9" // 190
VIRGINIA TECH
PHILADELPHIA, PA.

3

RB

EXPERIENCE (YEARS)

NFL	PANTHERS	BIRTHDATE	ACQUIRED
2	2	6.5.98	FA-22

RAHEEM BLACKSHEAR'S NFL REGULAR SEASON RUSHING/RECEIVING STATISTICS

DATE	TEAM	RUSHING							RECEIVING				
		GP	GS	NO.	YDS.	AVG.	LG	TD	NO.	YDS.	AVG.	LG	TD
2022	Panthers	13	1	23	77	3.3	16	3	10	93	9.3	27	0
2023	Panthers	3	0	8	23	2.9	9	0	3	30	10.0	19	0
NFL TOTALS		16	1	31	100	3.2	16	3	13	123	9.5	27	0

RAHEEM BLACKSHEAR'S NFL REGULAR SEASON RETURN STATISTICS

DATE	TEAM	KICKOFF RETURNS					PUNT RETURNS					
		RET.	YDS.	AVG.	LG	TD	NO.	FC	YDS.	AVG.	LG	TD
2022	Panthers	19	513	27.0	66	0	6	0	55	9.2	21	0
2023	Panthers	4	138	34.5	52	0	0	0	0	0.0	0	0
NFL TOTALS		23	651	28.3	66	0	6	0	55	9.2	21	0

2023 GAME-BY-GAME REGULAR-SEASON STATISTICS (PANTHERS)

DATE	OPPONENT	P/S	RUSHING						RECEIVING					W/L	SCORE
			NO.	YDS.	AVG.	LG	TD	NO.	YDS.	AVG.	LG	TD			
09/10	at Falcons	P	0	0	0.0	0	0	0	0	0.0	0	0	L	10-24	
09/18	Saints		ON INACTIVE LIST											L	17-20
09/24	at Seahawks		ON INACTIVE LIST											L	27-37
10/01	Vikings		ON INACTIVE LIST											L	13-21
10/08	at Lions		ON INACTIVE LIST											L	24-42
10/15	at Dolphins	P	5	18	3.6	9	0	1	4	4.0	4	0	L	21-42	
10/29	Texans	P	3	5	1.7	6	0	2	26	13.0	19	0	W	15-13	
2023 TOTALS		3-0	8	23	2.9	9	0	3	30	10.0	19	0	1-6		

CURRENT PLAYERS



BRADLEY BOZEMAN
6'5" // 325
ALABAMA
ROANOKE, ALA.

56
C

EXPERIENCE (YEARS)

NFL	PANTHERS	BIRTHDATE	ACQUIRED
6	2	11.24.94	UFA-22 BAL

BRADLEY BOZEMAN'S NFL REGULAR SEASON STATISTICS

DATE	TEAM	GP	GS
2018	Ravens	14	1
2019	Ravens	16	16
2020	Ravens	16	16
2021	Ravens	16	16
2022	Panthers	17	11
2023	Panthers	7	7
NFL TOTALS		86	67

2023 GAME-BY-GAME REGULAR-SEASON STATISTICS (PANTHERS)

DATE	OPPONENT	P/S	W/L	SCORE
09/10	at Falcons	S	L	10-24
09/18	Saints	S	L	17-20
09/24	at Seahawks	S	L	27-37
10/01	Vikings	S	L	13-21
10/08	at Lions	S	L	24-42
10/15	at Dolphins	S	L	21-42
10/29	Texans	S	W	15-13
2023 TOTALS		7-7	1-6	

CURRENT PLAYERS



**DEONTE
BROWN**

6'4" // 335

**ALABAMA
DECATUR, ALA.**

77

G

EXPERIENCE (YEARS)

NFL	PANTHERS	BIRTHDATE	ACQUIRED
3	3	1.15.98	FA-22

DEONTE BROWN'S NFL REGULAR SEASON STATISTICS

DATE	TEAM	GP	GS
2021	Panthers	3	0
2022	Panthers	0	0
2023	Panthers	0	0
NFL TOTALS		3	0

2023 GAME-BY-GAME REGULAR-SEASON STATISTICS (PANTHERS)

DATE	OPPONENT	P/S	W/L	SCORE
09/10	at Falcons	PRACTICE SQUAD	L	10-24
09/18	Saints	PRACTICE SQUAD	L	17-20
09/24	at Seahawks	PRACTICE SQUAD	L	27-37
10/01	Vikings	PRACTICE SQUAD	L	13-21
10/08	at Lions	PRACTICE SQUAD	L	24-42
10/15	at Dolphins	PRACTICE SQUAD	L	21-42
10/29	Texans	PRACTICE SQUAD	W	15-13
2023 TOTALS		0-0	1-6	

CURRENT PLAYERS



DERRICK BROWN

6'5" // 320

AUBURN
BUFORD, GA.

95

DE

EXPERIENCE (YEARS)

NFL

PANTHERS

4

4

BIRTHDATE

4.15.98

ACQUIRED

D1-20


DERRICK BROWN'S NFL REGULAR SEASON DEFENSIVE STATISTICS

DATE	TEAM	GP	GS	TACKLES								INTERCEPTIONS				O. FUMB				ST				MISC					
				TK	S	A	TFL	YDS	SK	YDS	QBH	NO	YDS	LG	TD	PD	FF	FR	TD	YDS	TK	S	A	FF	FR	S	A		
2020	Panthers	16	15	34	21	13	8	41	2.0	15.0	12	0	0	0	0	4	0	0	0	0	0	0	0	0	0	0	0	0	0
2021	Panthers	16	14	41	27	14	8	35	3.0	28.0	9	0	0	0	0	4	0	0	0	0	0	0	0	0	0	0	0	0	0
2022	Panthers	17	17	67	30	37	5	5	1.0	2.5	12	1	0	0	0	7	0	0	0	0	0	0	0	0	0	0	0	0	0
2023	Panthers	7	7	35	19	16	2	13	1.0	13.0	5	0	0	0	0	1	0	0	0	0	0	0	0	0	0	0	0	0	0
NFL TOTALS		56	53	177	97	80	23	94	7.0	58.5	38	1	0	0	0	16	0	0	0	0	0	0	0	0	0	0	0	0	0

2023 GAME-BY-GAME REGULAR-SEASON STATISTICS (PANTHERS)

DATE	OPPONENT	P/S	TACKLES								INTERCEPTIONS				O. FUMB				ST				MISC		SCORE				
			TK	S	A	SK	YDS	TFL	YDS	QBH	NO	YDS	LG	TD	PD	FF	FR	TD	YDS	TK	S	A	FF	FR		S	A	W/L	
09/10	at Falcons	S	8	8	0	1.0	13.0	2	13	1	0	0	0	0	0	0	0	0	0	0	0	0	0	0	0	0	0	L	10-24
09/18	Saints	S	7	4	3	0.0	0.0	0	0	0	0	0	0	0	0	0	0	0	0	0	0	0	0	0	0	0	L	17-20	
09/24	at Seahawks	S	5	3	2	0.0	0.0	0	0	2	0	0	0	0	0	0	0	0	0	0	0	0	0	0	0	0	L	27-37	
10/01	Vikings	S	3	0	3	0.0	0.0	0	0	0	0	0	0	0	0	0	0	0	0	0	0	0	0	0	0	0	L	13-21	
10/08	at Lions	S	6	2	4	0.0	0.0	0	0	2	0	0	0	0	0	0	0	0	0	0	0	0	0	0	0	0	L	24-42	
10/15	at Dolphins	S	1	0	1	0.0	0.0	0	0	0	0	0	0	0	0	0	0	0	0	0	0	0	0	0	0	0	L	21-42	
10/29	Texans	S	5	2	3	0.0	0.0	0	0	0	0	0	0	0	0	1	0	0	0	0	0	0	0	0	0	0	W	15-13	
2023 TOTALS		7-7	35	19	16	1.0	13.0	2	13	5	0	0	0	0	1	0	0	0	0	0	0	0	0	0	0	0	0	1-6	

CURRENT PLAYERS



DJ
CHARK JR.
6'4" // 205
LSU
ALEXANDRIA, LA.

17
WR

EXPERIENCE (YEARS)

NFL

PANTHERS

6

1

BIRTHDATE

9.23.96

ACQUIRED

FA-23

DJ CHARK JR.'S NFL REGULAR SEASON RUSHING/RECEIVING STATISTICS

DATE	TEAM	GP	GS	RECEIVING					RUSHING				
				NO.	YDS.	AVG.	LG	TD	NO.	YDS.	AVG.	LG	TD
2018	Jaguars	11	0	14	174	12.4	38	0	0	0	0.0	0	0
2019	Jaguars	15	14	73	1,008	13.8	69	8	2	20	10.0	20	0
2020	Jaguars	13	12	53	706	13.3	73t	5	0	0	0.0	0	0
2021	Jaguars	4	4	7	154	22.0	41t	2	0	0	0.0	0	0
2022	Lions	11	10	30	502	16.7	51	3	0	0	0.0	0	0
2023	Panthers	6	4	15	220	14.7	47t	2	0	0	0.0	0	0
NFL TOTALS		60	44	192	2,764	14.4	73T	20	2	20	10.0	20	0

DJ CHARK JR.'S NFL REGULAR SEASON RETURN STATISTICS

DATE	TEAM	RET.	YDS.	AVG.	LG	TD	KICKOFF RETURNS				PUNT RETURNS			
							NO.	FC	YDS.	AVG.	LG	TD	NO.	FC
2018	Jaguars	7	186	26.6	47	0	0	0	-8	0.0	0	0	0	
2019	Jaguars	0	0	0.0	0	0	0	0	0	0.0	0	0	0	
2020	Jaguars	0	0	0.0	0	0	0	0	0	0.0	0	0	0	
2021	Jaguars	0	0	0.0	0	0	0	0	0	0.0	0	0	0	
2022	Lions	0	0	0.0	0	0	0	0	0	0.0	0	0	0	
2023	Panthers	0	0	0.0	0	0	0	0	0	0.0	0	0	0	
NFL TOTALS		7	186	26.6	47	0	0	0	-8	0.0	0	0	0	


100-YARD RECEIVING GAMES (S): REGULAR SEASON

DATE	TEAM	NO.	YDS.	AVG.	LG	TD
09/08/19	CHIEFS	4	146	36.5	69	1
10/06/19	at Panthers	8	164	20.5	37t	2
11/17/19	at Colts	8	104	13.0	34t	2
11/08/20	TEXANS	7	146	20.9	73t	1
12/24/22	at Panthers	4	108	27.0	51	0

2023 GAME-BY-GAME REGULAR-SEASON STATISTICS (PANTHERS)

DATE	OPPONENT	P/S	RECEIVING					RUSHING					W/L	SCORE	
			NO.	YDS.	AVG.	LG	TD	NO.	YDS.	AVG.	LG	TD			
09/10	at Falcons		ON INACTIVE LIST											L	10-24
09/18	Saints	P	1	15	15.0	15	0	0	0	0.0	0	0	0	L	17-20
09/24	at Seahawks	P	4	86	21.5	47t	1	0	0	0.0	0	0	L	27-37	
10/01	Vikings	S	2	28	14.0	18	0	0	0	0.0	0	0	L	13-21	
10/08	at Lions	S	3	42	14.0	18t	1	0	0	0.0	0	0	L	24-42	
10/15	at Dolphins	S	3	26	8.7	24	0	0	0	0.0	0	0	L	21-42	
10/29	Texans	S	2	23	11.5	20	0	0	0	0.0	0	0	W	15-13	
2023 TOTALS		6-4	15	220	14.7	47T	2	0	0	0.0	0	0	0	1-6	

CURRENT PLAYERS



JEREMY
CHINN

6'3" // 220

SOUTHERN ILLINOIS
FISHERS, IND.

21

S

EXPERIENCE (YEARS)		BIRTHDATE	ACQUIRED
NFL	PANTHERS	2.26.98	D28-20
4	4		

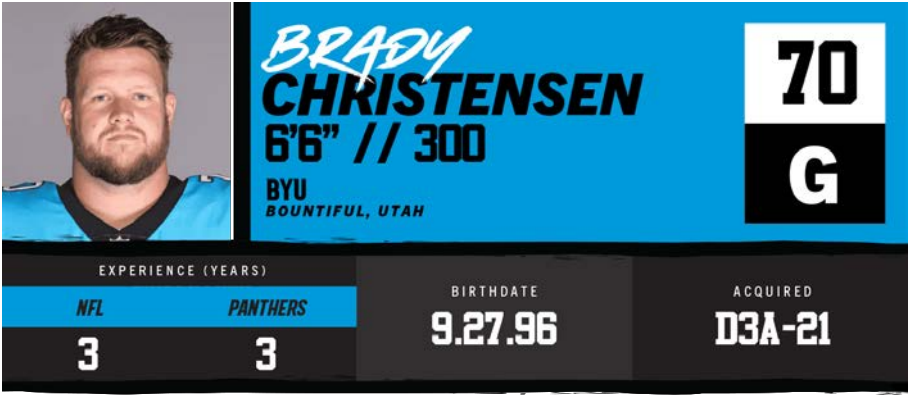
JEREMY CHINN'S NFL REGULAR SEASON DEFENSIVE STATISTICS

DATE	TEAM	GP	GS	TACKLES							INTERCEPTIONS					O. FUMB				ST			MISC				
				TK	S	A	TFL	YDS	SK	YDS	QBH	NO	YDS	LG	TD	PD	FF	FR	TD	YDS	TK	S	A	FF	FR	S	A
2020	Panthers	15	15	116	68	48	2	3	1.0	11.0	5	1	0	0	0	5	2	2	2	45	1	0	1	0	0	0	0
2021	Panthers	16	16	106	74	32	6	13	1.0	7.0	5	1	0	0	0	5	1	1	0	18	1	1	0	0	0	0	0
2022	Panthers	11	11	70	51	19	2	11	1.0	11.0	1	0	0	0	0	6	0	0	0	0	0	0	0	0	0	0	0
2023	Panthers	6	6	22	14	8	2	8	1.0	8.0	1	0	0	0	0	1	0	0	0	0	1	1	0	0	0	0	0
NFL TOTALS		48	48	314	207	107	12	35	4.0	37.0	12	2	0	0	0	17	3	3	2	63	3	2	1	0	0	0	0

2023 GAME-BY-GAME REGULAR-SEASON STATISTICS (PANTHERS)

DATE	OPPONENT	P/S	TACKLES							INTERCEPTIONS					O. FUMB				ST			MISC								
			TK	S	A	SK	YDS	TFL	YDS	QBH	NO	YDS	LG	TD	PD	FF	FR	TD	YDS	TK	S	A	FF	FR	S	A	W/L	SCORE		
09/10	at Falcons	S	7	3	4	0.0	0.0	0	0	0	0	0	0	0	0	0	0	0	0	0	0	0	0	0	0	L	10-24			
09/18	Saints	S	2	2	0	0.0	0.0	1	0	0	0	0	0	0	1	0	0	0	0	1	1	0	0	0	0	L	17-20			
09/24	at Seahawks	S	5	2	3	0.0	0.0	0	0	0	0	0	0	0	0	0	0	0	0	0	0	0	0	0	0	L	27-37			
10/01	Vikings	S	6	6	0	1.0	8.0	1	8	1	0	0	0	0	0	0	0	0	0	0	0	0	0	0	0	L	13-21			
10/08	at Lions	S	2	1	1	0.0	0.0	0	0	0	0	0	0	0	0	0	0	0	0	0	0	0	0	0	0	L	24-42			
10/15	at Dolphins	S	0	0	0	0.0	0.0	0	0	0	0	0	0	0	0	0	0	0	0	0	0	0	0	0	0	L	21-42			
10/29	Texans		INJURED RESERVE																										W	15-13
2023 TOTALS		6-6	22	14	8	1.0	8.0	2	8	1	0	0	0	0	1	0	0	0	0	1	1	1	0	0	0	0	1-6			

CURRENT PLAYERS



BRADY CHRISTENSEN
6'6" // 300
BYU
BOUNTIFUL, UTAH

70
G

EXPERIENCE (YEARS)		BIRTHDATE	ACQUIRED
NFL	PANTHERS	9.27.96	D3A-21
3	3		

BRADY CHRISTENSEN'S NFL REGULAR SEASON STATISTICS

DATE	TEAM	GP	GS
2021	Panthers	16	6
2022	Panthers	17	17
2023	Panthers	1	1
NFL TOTALS		34	24

2023 GAME-BY-GAME REGULAR-SEASON STATISTICS (PANTHERS)

DATE	OPPONENT	P/S	W/L	SCORE
09/10	at Falcons	S	L	10-24
09/18	Saints		L	17-20
09/24	at Seahawks		L	27-37
10/01	Vikings		L	13-21
10/08	at Lions		L	24-42
10/15	at Dolphins		L	21-42
10/29	Texans		W	15-13
2023 TOTALS		1-1	1-6	

CURRENT PLAYERS



**TARIK
COHEN**
5'6" // 196
NORTH CAROLINA A&T
BUNN, N.C.

33

RB

EXPERIENCE (YEARS)

NFL

PANTHERS

6

1

BIRTHDATE

7.26.95

ACQUIRED

FA-23

TARIK COHEN'S NFL REGULAR SEASON RUSHING/RECEIVING STATISTICS

DATE	TEAM	RUSHING							RECEIVING				
		GP	GS	NO.	YDS.	AVG.	LG	TD	NO.	YDS.	AVG.	LG	TD
2017	Bears	16	4	87	370	4.3	46	2	53	353	6.7	70	1
2018	Bears	16	7	99	444	4.5	32	3	71	725	10.2	70t	5
2019	Bears	16	11	64	213	3.3	19	0	79	456	5.8	31	3
2020	Bears	3	0	14	74	5.3	17	0	6	41	6.8	20	0
2021	Bears	0	0	0	0	0.0	0	0	0	0	0.0	0	0
2023	Panthers	0	0	0	0	0.0	0	0	0	0	0.0	0	0
NFL TOTALS		51	22	264	1,101	4.2	46	5	209	1,575	7.5	70T	9

TARIK COHEN'S NFL REGULAR SEASON RETURN STATISTICS

DATE	TEAM	KICKOFF RETURNS					PUNT RETURNS					
		RET.	YDS.	AVG.	LG	TD	NO.	FC	YDS.	AVG.	LG	TD
2017	Bears	26	583	22.4	46	0	29	15	272	9.4	61t	1
2018	Bears	2	22	11.0	22	0	33	21	411	12.5	44	0
2019	Bears	2	23	11.5	16	0	33	19	302	9.2	71	0
2020	Bears	0	0	0.0	0	0	1	3	0	0.0	0	0
2021	Bears	0	0	0.0	0	0	0	0	0	0.0	0	0
2023	Panthers	0	0	0.0	0	0	0	0	0	0.0	0	0
NFL TOTALS		30	628	20.9	46	0	96	58	985	10.3	71	1

100-YARD RECEIVING GAMES (2): REGULAR SEASON

DATE	TEAM	NO.	YDS.	AVG.	LG	TD
09/30/18	BUCCANEERS	7	121	17.3	35	1
12/02/18	at Giants	12	156	13.0	46	0

2023 GAME-BY-GAME REGULAR-SEASON STATISTICS (PANTHERS)

DATE	OPPONENT	P/S	RUSHING						RECEIVING					W/L	SCORE
			NO.	YDS.	AVG.	LG	TD	NO.	YDS.	AVG.	LG	TD			
09/18	Saints													L	17-20
09/24	at Seahawks													L	27-37
10/01	Vikings													L	13-21
10/08	at Lions													L	24-42
10/15	at Dolphins													L	21-42
10/29	Texans													W	15-13
2023 TOTALS		0-0	0	0	0.0	0	0	0	0	0	0.0	0	0	0	1-5

CURRENT PLAYERS



ALEX COOK
6'1" // 196
WASHINGTON
SACRAMENTO, CALIF.

27

S

EXPERIENCE (YEARS)		BIRTHDATE	ACQUIRED
NFL	PANTHERS	5.21.99	WV-23 NYG
R	R		

ALEX COOK'S NFL REGULAR SEASON DEFENSIVE STATISTICS


DATE	TEAM	GP	GS	TACKLES							INTERCEPTIONS					O. FUMB			ST			MISC					
				TK	S	A	TFL	YDS	SK	YDS	QBH	NO	YDS	LG	TD	PD	FF	FR	TD	YDS	TK	S	A	FF	FR	S	A
2023	Giants	0	0	0	0	0	0	0	0	0.0	0.0	0	0	0	0	0	0	0	0	0	0	0	0	0	0	0	0
NFL TOTALS		0	0	0	0	0	0	0	0	0.0	0.0	0	0	0	0	0	0	0	0	0	0	0	0	0	0	0	0

2023 GAME-BY-GAME REGULAR-SEASON STATISTICS (GIANTS)

DATE	OPPONENT	P/S	TACKLES							INTERCEPTIONS					O. FUMB			ST			MISC							
			TK	S	A	SK	YDS	TFL	YDS	QBH	NO	YDS	LG	TD	PD	FF	FR	TD	YDS	TK	S	A	FF	FR	S	A	W/L	SCORE
09/10	Cowboys																									L	0-40	
09/17	at Cardinals																									W	31-28	
09/21	at 49ers																									L	12-30	
10/02	Seahawks																									L	3-24	
10/08	at Dolphins																									L	16-31	
10/15	at Bills																									L	9-14	
10/22	Commanders																									W	14-7	
10/29	Jets																									L	10-13+	
2023 TOTALS			0	0	0	0.0	0.0	0	0	0	0	0	0	0	0	0	0	0	0	0	0	0	0	0	0	0	2-6	

+- Overtime

CURRENT PLAYERS



AUSTIN CORBETT
6'4" // 305
 NEVADA
 SPARKS, NEV.

63

G

EXPERIENCE (YEARS)		BIRTHDATE	ACQUIRED
NFL	PANTHERS	9.5.95	UFA-22 LAR
6	2		

AUSTIN CORBETT'S NFL REGULAR SEASON STATISTICS

DATE	TEAM	GP	GS
2018	Browns	11	1
2019	Browns	3	0
2019	Rams	8	7
2019	TOTAL	11	7
2020	Rams	16	16
2021	Rams	17	17
2022	Panthers	17	17
2023	Panthers	1	1
NFL TOTALS		73	59

2023 GAME-BY-GAME REGULAR-SEASON STATISTICS (PANTHERS)

DATE	OPPONENT	P/S	W/L	SCORE
09/10	at Falcons		ACTIVE/PUP	L 10-24
09/18	Saints		ACTIVE/PUP	L 17-20
09/24	at Seahawks		ACTIVE/PUP	L 27-37
10/01	Vikings		ACTIVE/PUP	L 13-21
10/08	at Lions		ACTIVE/PUP	L 24-42
10/15	at Dolphins		ACTIVE/PUP	L 21-42
10/29	Texans	S		W 15-13
2023 TOTALS		1-1		1-6

CURRENT PLAYERS



ANDY DALTON
6'2" // 220
 TCU
 KATY, TEXAS

14
QB

EXPERIENCE (YEARS)		BIRTHDATE	ACQUIRED
NFL	PANTHERS	10.29.87	FA-23
13	1		

ANDY DALTON'S NFL REGULAR SEASON PASSING/RUSHING STATISTICS

DATE	TEAM	GP	GS	PASSING											RUSHING				
				ATT.	CMP.	PCT.	YDS	AVG.	TD	INT.	LG	SK	LST	RATE	NO.	YDS.	AVG.	LG	TD
2011	Bengals	16	16	516	300	58.1	3,398	6.6	20	13	84	24	160	80.4	37	152	4.1	17	1
2012	Bengals	16	16	528	329	62.3	3,669	6.9	27	16	59t	46	229	87.4	47	120	2.6	17	4
2013	Bengals	16	16	586	363	61.9	4,293	7.3	33	20	82t	29	182	88.8	61	183	3.0	12	2
2014	Bengals	16	16	481	309	64.2	3,398	7.1	19	17	81t	21	124	83.5	60	169	2.8	20t	4
2015	Bengals	13	13	386	255	66.1	3,250	8.4	25	7	80t	20	118	106.3	57	142	2.5	12	3
2016	Bengals	16	16	563	364	64.7	4,206	7.5	18	8	86t	41	264	91.8	46	184	4.0	15	4
2017	Bengals	16	16	496	297	59.9	3,320	6.7	25	12	77t	39	255	86.6	38	99	2.6	25	0
2018	Bengals	11	11	365	226	61.9	2,566	7.0	21	11	49	21	157	89.6	16	99	6.2	21	0
2019	Bengals	13	13	528	314	59.5	3,494	6.6	16	14	66t	37	249	78.3	32	73	2.3	17	4
2020	Cowboys	11	9	333	216	64.9	2,170	6.5	14	8	69	24	184	87.3	28	114	4.1	13	0
2021	Bears	8	6	236	149	63.1	1,515	6.4	8	9	60t	18	143	76.9	16	76	4.8	14	0
2022	Saints	14	14	378	252	66.7	2,871	7.6	18	9	64	25	189	95.2	30	54	1.8	14	0
2023	Panthers	3	1	58	34	58.6	361	6.2	2	0	47t	3	27	88.4	3	12	4.0	10	0
TOTALS		169	163	5,454	3,408	62.5	38,511	7.1	246	144	86T	348	2,281	87.6	471	1,477	3.1	25	22

2023 GAME-BY-GAME REGULAR-SEASON STATISTICS (PANTHERS)

DATE	OPPONENT	P/S	PASSING											RUSHING				W/L	SCORE
			ATT	CMP	YDS	PCT	Y/A	Y/C	TD	INT	LG	SK/YD	RATE	ATT	YDS	LG	TD		
09/10	at Falcons		DID NOT PLAY (NON-INJURY)																
09/18	Saints	P	0	0	0	0.0	0.0	0.0	0	0	0	0/0	0.0	0	0	0	0	L	17-20
09/24	at Seahawks	S	58	34	361	58.6	6.2	10.6	2	0	47t	3/27	88.4	2	11	10	0	L	27-37
10/01	Vikings		DID NOT PLAY (NON-INJURY)																
10/08	at Lions	P	0	0	0	0.0	0.0	0.0	0	0	0	0/0	0.0	1	1	1	0	L	24-42
10/15	at Dolphins		DID NOT PLAY (NON-INJURY)																
10/29	Texans		DID NOT PLAY (NON-INJURY)																
2023 TOTALS		3-1	58	34	361	58.6	6.2	10.6	2	0	47T	3/27	88.4	3	12	10	0	1-6	

CURRENT PLAYERS

300-YARD PASSING GAMES (33): REGULAR SEASON

DATE	TEAM	NO.	YDS.	AVG.	LG	TD
09/18/11	at Broncos	27	332	12.3	84	2
11/20/11	at Ravens	24	373	15.5	49t	1
09/16/12	BROWNS	24	318	13.3	50t	3
09/23/12	at Commanders	19	328	17.3	59t	3
10/14/12	at Browns	31	381	12.3	57t	3
10/13/13	at Bills	26	337	13.0	54	3
10/20/13	at Lions	24	372	15.5	82t	3
10/27/13	JETS	19	325	17.1	53	5
10/31/13	at Dolphins	32	338	10.6	26	0
12/22/13	VIKINGS	27	363	13.4	41	4
09/07/14	at Ravens	25	301	12.0	77t	1
10/12/14	PANTHERS	33	323	9.8	34t	2
12/07/14	STEELERS	21	302	14.4	81t	2
09/27/15	at Ravens	20	383	19.2	80t	3
10/04/15	CHIEFS	17	321	18.9	55t	1
10/11/15	SEAHAWKS	30	331	11.0	44	2
11/22/15	at Cardinals	22	315	14.3	42	2
09/11/16	at Jets	23	366	15.9	54t	1
09/18/16	at Steelers	31	366	11.8	29	1
10/23/16	BROWNS	19	308	16.2	48t	2
12/04/16	EAGLES	23	332	14.4	50	2
10/08/17	BILLS	22	328	14.9	77t	1
09/23/18	at Panthers	29	352	12.1	49	2
09/30/18	at Falcons	29	337	11.6	39t	3
09/08/19	at Seahawks	35	418	11.9	55t	2
09/15/19	49ERS	26	311	12.0	66t	2
10/27/19	at Rams	32	329	10.3	52	1
12/22/19	at Dolphins	33	396	12.0	34t	4
12/27/20	EAGLES	22	377	17.1	69	3
11/25/21	at Lions	24	317	13.2	52	1
01/09/22	at Vikings	33	325	9.8	23t	1
10/20/22	at Cardinals	30	361	12.0	64	4
09/24/23	at Seahawks	34	361	10.6	47t	2

300-YARD PASSING GAMES (1): POSTSEASON

DATE	TEAM	NO.	YDS.	AVG.	LG	TD
01/05/14	CHARGERS	29	334	11.5	49	1

CURRENT PLAYERS



J.D.
DIRENZO

6'6" // 315

RUTGERS
HAMMONTON, N.J.

65

OL

EXPERIENCE (YEARS)

NFL

PANTHERS

R

R

BIRTHDATE

7.27.98

ACQUIRED

FA-23

CURRENT PLAYERS



**IKEM
EKWONU**
6'4" // 320
NORTH CAROLINA STATE
CHARLOTTE, N.C.

79
T

EXPERIENCE (YEARS)

NFL	PANTHERS	BIRTHDATE	ACQUIRED
2	2	10.31.00	D1-22

IKEM EKWONU'S NFL REGULAR SEASON STATISTICS

DATE	TEAM	GP	GS
2022	Panthers	17	17
2023	Panthers	7	7
NFL TOTALS		24	24

2023 GAME-BY-GAME REGULAR-SEASON STATISTICS (PANTHERS)

DATE	OPPONENT	P/S	W/L	SCORE
09/10	at Falcons	S	L	10-24
09/18	Saints	S	L	17-20
09/24	at Seahawks	S	L	27-37
10/01	Vikings	S	L	13-21
10/08	at Lions	S	L	24-42
10/15	at Dolphins	S	L	21-42
10/29	Texans	S	W	15-13
2023 TOTALS		7-7	1-6	

CURRENT PLAYERS



MARQUIS HAYNES SR.
6'2" // 235
MISSISSIPPI
JACKSONVILLE, FLA.

98

OLB

EXPERIENCE (YEARS)		BIRTHDATE	ACQUIRED
NFL	PANTHERS	12.16.93	D4B-18
6	6		

MARQUIS HAYNES SR.'S NFL REGULAR SEASON DEFENSIVE STATISTICS

DATE	TEAM	GP	GS	TACKLES										INTERCEPTIONS					O. FUMB				ST						
				TK	S	A	TFL	YDS	SK	YDS	QBH	NO	YDS	LG	TD	PD	FF	FR	TD	YDS	TK	S	A	FF	FR				
2018	Panthers	4	0	2	1	1	0	0	0.0	0.0	0	0	0	0	0	0	0	0	0	0	0	0	0	0	2	0	2	0	0
2019	Panthers	11	0	10	4	6	1	7	1.0	7.0	2	0	0	0	0	0	0	0	0	0	0	1	0	15	2	1	1	0	0
2020	Panthers	15	0	18	15	3	4	23	4.0	19.0	5	0	0	0	0	1	1	2	0	1	0	0	0	0	0	0	0	0	0
2021	Panthers	17	0	20	9	11	3	29	3.0	29.0	5	0	0	0	0	1	0	0	0	0	0	0	0	0	0	0	0	0	0
2022	Panthers	17	1	26	17	9	7	45	5.0	41.0	13	0	0	0	0	4	0	1	1	44	3	3	0	0	0	0	0	0	0
2023	Panthers	0	0	0	0	0	0	0	0.0	0.0	0	0	0	0	0	0	0	0	0	0	0	0	0	0	0	0	0	0	0
NFL TOTALS		64	1	76	46	30	15	104	13.0	96.0	25	0	0	0	0	6	1	4	1	60	7	4	3	0	0	0	0	0	0

2023 GAME-BY-GAME REGULAR-SEASON STATISTICS (PANTHERS)

DATE	OPPONENT	P/S	TACKLES										INTERCEPTIONS					O. FUMB				ST				MISC				
			TK	S	A	SK	YDS	TFL	YDS	QBH	NO	YDS	LG	TD	PD	FF	FR	TD	YDS	TK	S	A	FF	FR	S	A	W/L	SCORE		
09/10	at Falcons																											L	10-24	
09/18	Saints																											L	17-20	
09/24	at Seahawks																											L	27-37	
10/01	Vikings																											L	13-21	
10/08	at Lions																											L	24-42	
10/15	at Dolphins																											L	21-42	
10/29	Texans																											W	15-13	
2023 TOTALS			0	0	0	0	0	0	0	0	0	0	0	0	0	0	0	0	0	0	0	0	0	0	0	0	0	0	1-6	

CURRENT PLAYERS



JOHNNY HECKER
6'5" // 225
OREGON STATE
BOTHELL, WASH.

10
P

EXPERIENCE (YEARS)		BIRTHDATE	ACQUIRED
NFL	PANTHERS	2.8.90	UFA-22 LAR
12	2		00001

JOHNNY HECKER'S NFL REGULAR SEASON PUNTING STATISTICS

DATE	TEAM	GP	NO.	YDS.	AVG.	OPP. RET.	YDS.	NET YDS.	AVG.	TB	IN20	LG	BK
2012	Rams	16	82	3,756	45.8	41	402	3,274	39.9	4	22	68	0
2013	Rams	16	78	3,609	46.3	30	79	3,450	44.2	4	19	64	0
2014	Rams	16	80	3,721	46.5	28	192	3,429	42.3	5	33	61	1
2015	Rams	16	96	4,601	47.9	40	289	4,192	43.7	6	41	68	0
2016	Rams	16	98	4,680	47.8	35	152	4,508	46.0	1	51	78	0
2017	Rams	16	65	3,113	47.9	25	152	2,881	44.3	4	30	70	0
2018	Rams	16	43	1,992	46.3	12	104	1,848	43.0	2	21	68	0
2019	Rams	16	66	3,128	47.4	23	190	2,838	42.4	5	22	71	1
2020	Rams	16	68	3,099	45.6	23	297	2,702	39.2	5	28	63	1
2021	Rams	17	51	2,252	44.2	9	60	2,172	42.6	1	23	59	0
2022	Panthers	17	81	3,925	48.5	27	231	3,574	44.1	6	39	68	0
2023	Panthers	7	31	1,486	47.9	13	95	1,371	44.2	1	11	69	0
NFL TOTALS		185	839	39,362	46.9	306	2,243	36,239	43.0	44	340	78	3

2023 GAME-BY-GAME REGULAR-SEASON STATISTICS (PANTHERS)

DATE	OPPONENT	NO.	YDS.	AVG.	OPP. RET.	YDS.	NET YDS.	AVG	TB	IN20	LG	BK	W/L	SCORE
09/10	at Falcons	P	5	266	53.2	2	4	262	52.4	0	1	69	0	L 10-24
09/18	Saints	P	5	239	47.8	1	16	223	44.6	0	2	54	0	L 17-20
09/24	at Seahawks	P	5	246	49.2	3	41	205	41.0	0	3	58	0	L 27-37
10/01	Vikings	P	5	229	45.8	3	9	200	40.0	1	2	59	0	L 13-21
10/08	at Lions	P	3	114	38.0	0	0	114	38.0	0	1	45	0	L 24-42
10/15	at Dolphins	P	4	189	47.3	1	0	189	47.3	0	1	55	0	L 21-42
10/29	Texans	P	4	203	50.8	3	25	178	44.5	0	1	63	0	W 15-13
2023 TOTALS		7	31	1,486	47.9	13	95	1,371	44.2	1	11	69	0	1-6

JOHNNY HECKER'S NFL REGULAR SEASON PASSING/RUSHING STATISTICS

DATE	TEAM	GP	PASSING												RUSHING				
			GS	ATT.	CMP.	PCT.	YDS	AVG.	TD	INT.	LG	SK	LST	RATE	NO.	YDS.	AVG.	LG	TD
2012	Rams	16	0	3	3	100.0	42	14.0	1	0	21	0	0	158.3	1	-9	-9.0	0	0
2013	Rams	16	0	1	0	0.0	0	0.0	0	0	0	0	0	39.6	0	0	0.0	0	0
2014	Rams	16	0	2	2	100.0	37	18.5	0	0	19	0	0	118.8	0	0	0.0	0	0
2015	Rams	16	0	4	1	25.0	20	5.0	0	0	20	0	0	47.9	0	0	0.0	0	0
2016	Rams	16	0	2	1	50.0	4	2.0	0	0	4	0	0	56.3	0	0	0.0	0	0
2017	Rams	16	0	3	2	66.7	34	11.3	0	0	28	0	0	104.9	0	0	0.0	0	0
2018	Rams	16	0	4	2	50.0	19	4.8	0	0	12	0	0	63.5	1	3	3.0	3	0
2019	Rams	16	0	3	2	66.7	28	9.3	0	1	23	0	0	56.9	0	0	0.0	0	0
2020	Rams	16	0	0	0	0.0	0	0.0	0	0	0	0	0	0.0	0	0	0.0	0	0
2021	Rams	17	0	1	1	100.0	2	2.0	0	0	2	0	0	79.2	1	0	0.0	0	0
2022	Panthers	17	0	0	0	0.0	0	0.0	0	0	0	0	0	0.0	0	0	0.0	0	0
2023	Panthers	7	0	1	1	100.0	7	7.0	0	0	7	0	0	95.8	0	0	0.0	0	0
TOTALS		185	0	24	15	62.5	193	8.0	1	1	28	0	0	84.2	3	-6	-2.0	3	0

CURRENT PLAYERS

2023 GAME-BY-GAME REGULAR-SEASON STATISTICS (PANTHERS)

DATE	OPPONENT	P/S	PASSING											RUSHING					SCORE
			ATT	CMP	YDS	PCT	Y/A	Y/C	TD	INT	LG	SK/YD	RATE	ATT	YDS	LG	TD	W/L	
09/10	at Falcons	P	0	0	0	0.0	0.0	0.0	0	0	0	0/0	0.0	0	0	0	0	L	10-24
09/18	Saints	P	0	0	0	0.0	0.0	0.0	0	0	0	0/0	0.0	0	0	0	0	L	17-20
09/24	at Seahawks	P	0	0	0	0.0	0.0	0.0	0	0	0	0/0	0.0	0	0	0	0	L	27-37
10/01	Vikings	P	0	0	0	0.0	0.0	0.0	0	0	0	0/0	0.0	0	0	0	0	L	13-21
10/08	at Lions	P	0	0	0	0.0	0.0	0.0	0	0	0	0/0	0.0	0	0	0	0	L	24-42
10/15	at Dolphins	P	1	1	7	100.0	7.0	7.0	0	0	7	0/0	95.8	0	0	0	0	L	21-42
10/29	Texans	P	0	0	0	0.0	0.0	0.0	0	0	0	0/0	0.0	0	0	0	0	W	15-13
2023 TOTALS			7-0	1	1	7	100.0	7.0	7.0	0	0	7	0/0	95.8	0	0	0	0	1-6

CURRENT PLAYERS



CHUBA
HUBBARD

6'1" // 210

OKLAHOMA STATE
ALBERTA, CANADA

30

RB

EXPERIENCE (YEARS)		BIRTHDATE	ACQUIRED
NFL	PANTHERS	6.11.99	D4-21
3	3		

CHUBA HUBBARD'S NFL REGULAR SEASON RUSHING/RECEIVING STATISTICS

DATE	TEAM	GP	GS	RUSHING					RECEIVING				
				NO.	YDS.	AVG.	LG	TD	NO.	YDS.	AVG.	LG	TD
2021	Panthers	17	10	172	612	3.6	26	5	25	174	7.0	33	1
2022	Panthers	15	2	95	466	4.9	35	2	14	171	12.2	45	0
2023	Panthers	7	2	69	270	3.9	21	1	15	85	5.7	14	0
NFL TOTALS		39	14	336	1,348	4.0	35	8	54	430	8.0	45	1

CHUBA HUBBARD'S NFL REGULAR SEASON RETURN STATISTICS

DATE	TEAM	RET.	KICKOFF RETURNS				PUNT RETURNS					
			YDS.	AVG.	LG	TD	NO.	FC	YDS.	AVG.	LG	TD
2021	Panthers	1	21	21.0	21	0	0	0	0	0.0	0	0
2022	Panthers	5	104	20.8	36	0	0	0	0	0.0	0	0
2023	Panthers	0	0	0.0	0	0	0	0	0	0.0	0	0
NFL TOTALS		6	125	20.8	36	0	0	0	0	0.0	0	0


100-YARD RUSHING GAMES (2): REGULAR SEASON

DATE	TEAM	ATT.	YDS.	AVG.	LG	TD
10/10/21	EAGLES	24	101	4.2	26	0
12/24/22	LIONS	12	125	10.4	35	0

2023 GAME-BY-GAME REGULAR-SEASON STATISTICS (PANTHERS)

DATE	OPPONENT	P/S	RUSHING					RECEIVING					W/L	SCORE
			NO.	YDS.	AVG.	LG	TD	NO.	YDS.	AVG.	LG	TD		
09/10	at Falcons	P	9	60	6.7	21	0	2	9	4.5	7	0	L	10-24
09/18	Saints	P	2	16	8.0	14	0	5	34	6.8	11	0	L	17-20
09/24	at Seahawks	P	1	2	2.0	2	0	2	2	1.0	1	0	L	27-37
10/01	Vikings	P	14	41	2.9	7	0	2	12	6.0	12	0	L	13-21
10/08	at Lions	P	9	35	3.9	6	0	1	0	0.0	0	0	L	24-42
10/15	at Dolphins	S	19	88	4.6	19	1	1	2	2.0	2	0	L	21-42
10/29	Texans	S	15	28	1.9	8	0	2	26	13.0	14	0	W	15-13
2023 TOTALS		7-2	69	270	3.9	21	1	15	85	5.7	14	0	1-6	

CURRENT PLAYERS



HAYDEN
HURST

6'4" // 250

SOUTH CAROLINA
JACKSONVILLE, FLA.

81

TE

EXPERIENCE (YEARS)

NFL	PANTHERS	
6	1	

BIRTHDATE

8.24.93

ACQUIRED

FA-23

HAYDEN HURST'S NFL REGULAR SEASON RUSHING/RECEIVING STATISTICS

DATE	TEAM	RECEIVING								RUSHING				
		GP	GS	NO.	YDS.	AVG.	LG	TD	NO.	YDS.	AVG.	LG	TD	
2018	Ravens	12	0	13	163	12.5	32	1	1	0	0.0	0	0	
2019	Ravens	16	4	30	349	11.6	61t	2	0	0	0.0	0	0	
2020	Falcons	16	11	56	571	10.2	42t	6	0	0	0.0	0	0	
2021	Falcons	13	5	26	221	8.5	33	3	0	0	0.0	0	0	
2022	Bengals	13	13	52	414	8.0	29	2	0	0	0.0	0	0	
2023	Panthers	7	6	14	116	8.3	16	1	0	0	0.0	0	0	
NFL TOTALS		77	39	191	1,834	9.6	61T	15	1	0	0.0	0	0	

2023 GAME-BY-GAME REGULAR-SEASON STATISTICS (PANTHERS)

DATE	OPPONENT	P/S	RECEIVING						RUSHING					
			NO.	YDS.	AVG.	LG	TD	NO.	YDS.	AVG.	LG	TD	W/L	SCORE
09/10	at Falcons	S	5	41	8.2	14	1	0	0	0.0	0	0	L	10-24
09/18	Saints	S	3	20	6.7	9	0	0	0	0.0	0	0	L	17-20
09/24	at Seahawks	P	1	11	11.0	11	0	0	0	0.0	0	0	L	27-37
10/01	Vikings	S	1	7	7.0	7	0	0	0	0.0	0	0	L	13-21
10/08	at Lions	S	3	21	7.0	9	0	0	0	0.0	0	0	L	24-42
10/15	at Dolphins	S	1	16	16.0	16	0	0	0	0.0	0	0	L	21-42
10/29	Texans	S	0	0	0.0	0	0	0	0	0.0	0	0	W	15-13
2023 TOTALS		7-6	14	116	8.3	16	1	0	0	0.0	0	0	1-6	

CURRENT PLAYERS



LAMAR JACKSON
6'2" // 212
NEBRASKA
ELK GROVE, CALIF.

31

CB

EXPERIENCE (YEARS)


<i>NFL</i>	<i>PANTHERS</i>	
4	1	

BIRTHDATE	ACQUIRED
4.13.98	FA-23

LAMAR JACKSON'S NFL REGULAR SEASON DEFENSIVE STATISTICS

DATE	TEAM	GP	GS	TACKLES							INTERCEPTIONS				O. FUMB				ST				MISC			
				TK	S	A	TFL	YDS	SK	YDS	QBH	NO	YDS	LG	TD	PD	FF	FR	TD	YDS	TK	S	A	FF	FR	S
2020	Jets	13	6	27	26	1	1	3	0.0	0.0	0	0	0	0	2	0	0	0	0	1	0	1	0	0	0	0
2021	Jets	1	0	0	0	0	0	0	0.0	0.0	0	0	0	0	0	0	0	0	0	0	0	0	0	0	0	0
2022	Bears	5	0	0	0	0	0	0	0.0	0.0	0	0	0	0	0	0	0	0	0	0	0	0	0	0	0	0
2023	Chiefs	0	0	0	0	0	0	0	0.0	0.0	0	0	0	0	0	0	0	0	0	0	0	0	0	0	0	0
NFL TOTALS		19	6	27	26	1	1	3	0.0	0.0	0	0	0	0	2	0	0	0	0	1	0	1	0	0	0	0

CURRENT PLAYERS



**D'SHAWN
JAMISON**
5'9" // 185
TEXAS
HOUSTON, TEXAS

29

DB

EXPERIENCE (YEARS)

NFL	PANTHERS		
R	R	BIRTHDATE	ACQUIRED
		6.4.99	WV-23 SF

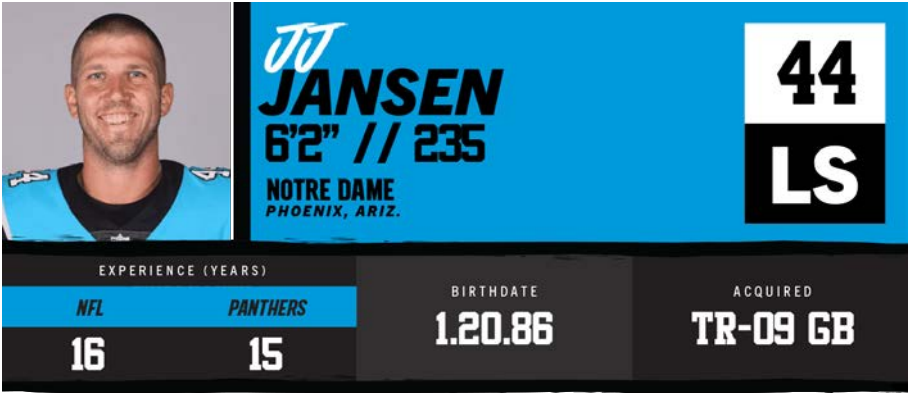
D'SHAWN JAMISON'S NFL REGULAR SEASON DEFENSIVE STATISTICS

DATE	TEAM	GP	TACKLES							INTERCEPTIONS					O. FUMB			ST			MISC						
			GS	TK	S	A	TFL	YDS	SK	YDS	QBH	NO	YDS	LG	TD	PD	FF	FR	TD	YDS	TK	S	A	FF	FR	S	A
2023	Panthers	6	2	3	1	2	0	0	0.0	0.0	0	0	0	0	0	1	0	0	0	0	2	0	2	0	0	0	0
NFL TOTALS		6	2	3	1	2	0	0	0.0	0.0	0	0	0	0	1	0	0	0	0	2	0	2	0	0	0	0	

2023 GAME-BY-GAME REGULAR-SEASON STATISTICS (PANTHERS)

DATE	OPPONENT	P/S	TACKLES							INTERCEPTIONS					O. FUMB			ST			MISC							
			TK	S	A	SK	YDS	TFL	YDS	QBH	NO	YDS	LG	TD	PD	FF	FR	TD	YDS	TK	S	A	FF	FR	S	A	W/L	SCORE
09/10	at Falcons		ON INACTIVE LIST																								L	10-24
09/18	Saints	P	0	0	0	0.0	0.0	0	0	0	0	0	0	0	0	0	0	0	0	1	0	1	0	0	0	0	L	17-20
09/24	at Seahawks	P	0	0	0	0.0	0.0	0	0	0	0	0	0	0	0	0	0	0	0	1	0	1	0	0	0	0	L	27-37
10/01	Vikings	P	1	0	1	0.0	0.0	0	0	0	0	0	0	1	0	0	0	0	0	0	0	0	0	0	0	0	L	13-21
10/08	at Lions	S	2	1	1	0.0	0.0	0	0	0	0	0	0	0	0	0	0	0	0	0	0	0	0	0	0	0	L	24-42
10/15	at Dolphins	S	0	0	0	0.0	0.0	0	0	0	0	0	0	0	0	0	0	0	0	0	0	0	0	0	0	0	L	21-42
10/29	Texans	P	0	0	0	0.0	0.0	0	0	0	0	0	0	0	0	0	0	0	0	0	0	0	0	0	0	0	W	15-13
2023 TOTALS		6-2	3	1	2	0.0	0.0	0	0	0	0	0	0	1	0	0	0	0	0	2	0	2	0	0	0	0	1-6	

CURRENT PLAYERS



JJ JANSEN
6'2" // 235
NOTRE DAME
PHOENIX, ARIZ.

44
LS

EXPERIENCE (YEARS)

NFL	PANTHERS	BIRTHDATE	ACQUIRED
16	15	1.20.86	TR-09 GB

JJ JANSEN'S NFL REGULAR SEASON STATISTICS

DATE	TEAM	GP
2009	Panthers	16
2010	Panthers	16
2011	Panthers	16
2012	Panthers	16
2013	Panthers	16
2014	Panthers	16
2015	Panthers	16
2016	Panthers	16
2017	Panthers	16
2018	Panthers	16
2019	Panthers	16
2020	Panthers	16
2021	Panthers	17
2022	Panthers	17
2023	Panthers	7
NFL TOTALS		233

2023 GAME-BY-GAME REGULAR-SEASON STATISTICS (PANTHERS)

DATE	OPPONENT		W/L	SCORE
09/10	at Falcons	P	L	10-24
09/18	Saints	P	L	17-20
09/24	at Seahawks	P	L	27-37
10/01	Vikings	P	L	13-21
10/08	at Lions	P	L	24-42
10/15	at Dolphins	P	L	21-42
10/29	Texans	P	W	15-13
2023 TOTALS		7	1-6	

CURRENT PLAYERS



**NASH
JENSEN**
6'4" // 329
NORTH DAKOTA STATE
MAPLE GROVE, MINN.

66

OL

EXPERIENCE (YEARS)

NFL	PANTHERS	BIRTHDATE	ACQUIRED
R	R	5.7.99	FA-23

NASH JENSEN'S NFL REGULAR SEASON STATISTICS

DATE	TEAM	GP	GS
2023	Panthers	4	0
NFL TOTALS		4	0

2023 GAME-BY-GAME REGULAR-SEASON STATISTICS (PANTHERS)

DATE	OPPONENT	P/S	W/L	SCORE
09/10	at Falcons		L	10-24
09/18	Saints		L	17-20
09/24	at Seahawks	P	L	27-37
10/01	Vikings	P	L	13-21
10/08	at Lions	P	L	24-42
10/15	at Dolphins	P	L	21-42
10/29	Texans		W	15-13
2023 TOTALS		4-0	1-6	

CURRENT PLAYERS



MATT LANDERS
6'4" // 200
ARKANSAS
ST. PETERSBURG, FLA.

87

WR

EXPERIENCE (YEARS)

NFL	PANTHERS			
R	R	BIRTHDATE	ACQUIRED	
		6.16.99	FA-23	

MATT LANDERS' NFL REGULAR SEASON RUSHING/RECEIVING STATISTICS

DATE	TEAM	RECEIVING							RUSHING				
		GP	GS	NO.	YDS.	AVG.	LG	TD	NO.	YDS.	AVG.	LG	TD
2023	Seahawks	0	0	0	0	0.0	0	0	0	0	0.0	0	0
2023	Panthers	0	0	0	0	0.0	0	0	0	0	0.0	0	0
2023	TOTAL	0	0	0	0	0.0	0	0	0	0	0.0	0	0
NFL TOTALS		0	0	0	0	0.0	0	0	0	0	0.0	0	0

MATT LANDERS' NFL REGULAR SEASON RETURN STATISTICS

DATE	TEAM	KICKOFF RETURNS					PUNT RETURNS					
		RET.	YDS.	AVG.	LG	TD	NO.	FC	YDS.	AVG.	LG	TD
2023	Seahawks	0	0	0.0	0	0	0	0	0	0.0	0	0
2023	Panthers	0	0	0.0	0	0	0	0	0	0.0	0	0
2023	TOTAL	0	0	0.0	0	0	0	0	0	0.0	0	0
NFL TOTALS		0	0	0.0	0	0	0	0	0	0.0	0	0

2023 GAME-BY-GAME REGULAR-SEASON STATISTICS (SEAHAWKS/PANTHERS)

DATE	OPPONENT	P/S	RECEIVING						RUSHING					W/L	SCORE
			NO.	YDS.	AVG.	LG	TD	NO.	YDS.	AVG.	LG	TD			
09/10	Rams		PRACTICE SQUAD											L	13-30
09/17	at Lions		PRACTICE SQUAD											W	37-31+
09/24	Panthers		NOT ON ROSTER											W	37-27
10/02	at Giants		NOT ON ROSTER											W	24-3
			Went from Seahawks to Panthers .												
10/08	at Lions		PRACTICE SQUAD											L	24-42
			Went from Panthers to Seahawks .												
10/15	at Bengals		NOT ON ROSTER											L	13-17
10/22	Cardinals		NOT ON ROSTER											W	20-10
2023 TOTALS		0-0	0	0	0.0	0	0	0	0	0.0	0	0	0	4-3	

+ - Overtime

CURRENT PLAYERS



**RICKY
LEE**

6'6" // 305

**NORTH CAROLINA A&T
JACKSONVILLE, FLA.**

61

T

EXPERIENCE (YEARS)		BIRTHDATE	ACQUIRED
<i>NFL</i>	<i>PANTHERS</i>	11.16.99	FA-23
R	R		

RICKY LEE'S NFL REGULAR SEASON STATISTICS

DATE	TEAM	GP	GS
2023	Panthers	5	0
NFL TOTALS		5	0

2023 GAME-BY-GAME REGULAR-SEASON STATISTICS (PANTHERS)

DATE	OPPONENT	P/S	W/L	SCORE
09/10	at Falcons			DID NOT PLAY (NON-INJURY)
09/18	Saints	P	L	10-24
09/24	at Seahawks	P	L	27-37
10/01	Vikings	P	L	13-21
10/08	at Lions	P	L	24-42
10/15	at Dolphins	P	L	21-42
10/29	Texans		W	15-13
2023 TOTALS		5-0	1-6	

CURRENT PLAYERS



JAKE LUTON
6'6" // 224
OREGON STATE
MARYSVILLE, WASH.

16
QB

EXPERIENCE (YEARS)

NFL

PANTHERS

2

1

BIRTHDATE

4.11.96

ACQUIRED

FA-23

JAKE LUTON'S NFL REGULAR SEASON PASSING STATISTICS

DATE	TEAM	GP	GS	ATT.	CMP.	PCT.	YDS	AVG.	TD	INT.	LG	SK	LST	RATE
2020	Jaguars	3	3	110	60	54.5	624	5.7	2	6	73t	7	52	54.5
2021	Seahawks	2	0	0	0	0.0	0	0.0	0	0	0	0	0	0.0
2022	Jaguars	0	0	0	0	0.0	0	0.0	0	0	0	0	0	0.0
2022	Saints	0	0	0	0	0.0	0	0.0	0	0	0	0	0	0.0
2022	TOTAL	0	0	0	0	0.0	0	0.0	0	0	0	0	0	0.0
2023	Panthers	0	0	0	0	0.0	0	0.0	0	0	0	0	0	0.0
TOTALS		5	3	110	60	54.5	624	5.7	2	6	73T	7	52	54.5

JAKE LUTON'S NFL REGULAR SEASON RUSHING STATISTICS

DATE	TEAM	NO.	YDS.	AVG.	LG	TD
2020	Jaguars	1	13	13.0	13t	1
2021	Seahawks	0	0	0.0	0	0
2022	Jaguars	0	0	0.0	0	0
2022	Saints	0	0	0.0	0	0
2022	TOTAL	0	0	0.0	0	0
2023	Panthers	0	0	0.0	0	0
TOTALS		1	13	13.0	13T	1

JAKE LUTON'S NFL REGULAR SEASON PASSING/RUSHING STATISTICS

DATE	TEAM	GP	GS	PASSING											RUSHING				
				ATT.	CMP.	PCT.	YDS	AVG.	TD	INT.	LG	SK	LST	RATE	NO.	YDS.	AVG.	LG	TD
2020	Jaguars	3	3	110	60	54.5	624	5.7	2	6	73t	7	52	54.5	1	13	13.0	13t	1
2021	Seahawks	2	0	0	0	0.0	0	0.0	0	0	0	0	0	0.0	0	0	0.0	0	0
2022	Jaguars	0	0	0	0	0.0	0	0.0	0	0	0	0	0	0.0	0	0	0.0	0	0
2022	Saints	0	0	0	0	0.0	0	0.0	0	0	0	0	0	0.0	0	0	0.0	0	0
2022	TOTAL	0	0	0	0	0.0	0	0.0	0	0	0	0	0	0.0	0	0	0.0	0	0
2023	Panthers	0	0	0	0	0.0	0	0.0	0	0	0	0	0	0.0	0	0	0.0	0	0
TOTALS		5	3	110	60	54.5	624	5.7	2	6	73T	7	52	54.5	1	13	13.0	13T	1

2023 GAME-BY-GAME REGULAR-SEASON STATISTICS (PANTHERS)

DATE	OPPONENT	P/S	PASSING											RUSHING					SCORE		
			ATT	CMP	YDS	PCT	Y/A	Y/C	TD	INT	LG	SK/YD	RATE	ATT	YDS	LG	TD	W/L			
09/10	at Falcons		NOT ON ANY TEAM															L	10-24		
09/18	Saints		NOT ON ANY TEAM															L	17-20		
09/24	at Seahawks		DID NOT PLAY (NON-INJURY)															L	27-37		
10/29	Texans		PRACTICE SQUAD															W	15-13		
2023 TOTALS		0-0	0	0	0	0.0	0.0	0.0	0	0	0	0/0	0.0	0	0	0	0	0	0	1-3	

300-YARD PASSING GAMES (1): REGULAR SEASON

DATE	TEAM	NO.	YDS.	AVG.	LG	TD
11/08/20	TEXANS	26	304	11.7	73t	1

CURRENT PLAYERS



TERRACE MARSHALL JR.
6'2" // 200
LSU
BOSSIER CITY, LA.

88

WR

EXPERIENCE (YEARS)		BIRTHDATE	ACQUIRED
NFL	PANTHERS	6.9.00	D2-21
3	3		

TERRACE MARSHALL JR.'S NFL REGULAR SEASON RUSHING/RECEIVING STATISTICS

DATE	TEAM	GP	GS	RECEIVING					RUSHING				
				NO.	YDS.	AVG.	LG	TD	NO.	YDS.	AVG.	LG	TD
2021	Panthers	13	3	17	138	8.1	23	0	0	0	0.0	0	0
2022	Panthers	14	9	28	490	17.5	43	1	0	0	0.0	0	0
2023	Panthers	6	2	17	123	7.2	14	0	0	0	0.0	0	0
NFL TOTALS		33	14	62	751	12.1	43	1	0	0	0.0	0	0

2023 GAME-BY-GAME REGULAR-SEASON STATISTICS (PANTHERS)

DATE	OPPONENT	P/S	RECEIVING					RUSHING					W/L	SCORE
			NO.	YDS.	AVG.	LG	TD	NO.	YDS.	AVG.	LG	TD		
09/10	at Falcons	S	2	23	11.5	12	0	0	0	0.0	0	0	L	10-24
09/18	Saints	P	0	0	0.0	0	0	0	0	0.0	0	0	L	17-20
09/24	at Seahawks	P	5	35	7.0	10	0	0	0	0.0	0	0	L	27-37
10/01	Vikings	S	9	56	6.2	14	0	0	0	0.0	0	0	L	13-21
10/08	at Lions		DID NOT PLAY (NON-INJURY)									L	24-42	
10/15	at Dolphins	P	0	0	0.0	0	0	0	0	0.0	0	0	L	21-42
10/29	Texans	P	1	9	9.0	9	0	0	0	0.0	0	0	W	15-13
2023 TOTALS		6-2	17	123	7.2	14	0	0	0	0.0	0	0	1-6	

CURRENT PLAYERS



**JORDAN
MATTHEWS**
6'3" // 236
VANDERBILT

85

TE

EXPERIENCE (YEARS)

NFL

PANTHERS

7

1

BIRTHDATE

7.16.92

ACQUIRED

FA-23

JORDAN MATTHEWS' NFL REGULAR SEASON RUSHING/RECEIVING STATISTICS

DATE	TEAM	GP	GS	RECEIVING					RUSHING				
				NO.	YDS.	AVG.	LG	TD	NO.	YDS.	AVG.	LG	TD
2014	Eagles	16	10	67	872	13.0	44t	8	0	0	0.0	0	0
2015	Eagles	16	12	85	997	11.7	78t	8	0	0	0.0	0	0
2016	Eagles	14	13	73	804	11.0	54	3	0	0	0.0	0	0
2017	Eagles	0	0	0	0	0.0	0	0	0	0	0.0	0	0
2017	Bills	10	7	25	282	11.3	47	1	0	0	0.0	0	0
2017	TOTAL	10	7	25	282	11.3	47	1	0	0	0.0	0	0
2018	Eagles	14	3	20	300	15.0	56t	2	0	0	0.0	0	0
2019	49ers	1	0	0	0	0.0	0	0	0	0	0.0	0	0
2019	Eagles	2	1	4	33	8.3	10	0	0	0	0.0	0	0
2019	TOTAL	3	1	4	33	8.3	10	0	0	0	0.0	0	0
2020	49ers	2	0	0	0	0.0	0	0	0	0	0.0	0	0
2021	49ers	1	0	0	0	0.0	0	0	0	0	0.0	0	0
2022	49ers	0	0	0	0	0.0	0	0	0	0	0.0	0	0
2023	Panthers	0	0	0	0	0.0	0	0	0	0	0.0	0	0
NFL TOTALS		76	46	274	3,288	12.0	78T	22	0	0	0.0	0	0

JORDAN MATTHEWS' NFL REGULAR SEASON RETURN STATISTICS

DATE	TEAM	KICKOFF RETURNS					PUNT RETURNS					
		RET.	YDS.	AVG.	LG	TD	NO.	FC	YDS.	AVG.	LG	TD
2014	Eagles	0	0	0.0	0	0	0	0	0	0.0	0	0
2015	Eagles	0	0	0.0	0	0	0	0	0	0.0	0	0
2016	Eagles	0	0	0.0	0	0	0	0	0	0.0	0	0
2017	Eagles	0	0	0.0	0	0	0	0	0	0.0	0	0
2017	Bills	0	0	0.0	0	0	0	0	0	0.0	0	0
2017	TOTAL	0	0	0.0	0	0	0	0	0	0.0	0	0
2018	Eagles	0	0	0.0	0	0	0	0	0	0.0	0	0
2019	49ers	0	0	0.0	0	0	0	0	0	0.0	0	0
2019	Eagles	0	0	0.0	0	0	0	0	0	0.0	0	0
2019	TOTAL	0	0	0.0	0	0	0	0	0	0.0	0	0
2020	49ers	0	0	0.0	0	0	0	0	0	0.0	0	0
2021	49ers	0	0	0.0	0	0	0	0	0	0.0	0	0
2022	49ers	0	0	0.0	0	0	0	0	0	0.0	0	0
2023	Panthers	0	0	0.0	0	0	0	0	0	0.0	0	0
NFL TOTALS		0	0	0.0	0	0	0	0	0	0.0	0	0

CURRENT PLAYERS


100-YARD RECEIVING GAMES (8): REGULAR SEASON

DATE	TEAM	NO.	YDS.	AVG.	LG	TD
11/10/14	PANTHERS	7	138	19.7	33	2
11/16/14	at Packers	5	107	21.4	40	1
12/28/14	at Giants	8	105	13.1	44t	1
09/14/15	at Falcons	10	102	10.2	25	0
11/08/15	at Cowboys	9	133	14.8	41t	1
12/20/15	CARDINALS	8	159	19.9	78t	1
12/26/15	COMMANDERS	6	104	17.3	43	1
09/11/16	BROWNS	7	114	16.3	28	1

2023 GAME-BY-GAME REGULAR-SEASON STATISTICS (PANTHERS)

DATE	OPPONENT	P/S	RECEIVING					RUSHING					TD	W/L	SCORE		
			NO.	YDS.	AVG.	LG	TD	NO.	YDS.	AVG.	LG						
10/29	Texans		PRACTICE SQUAD													W	15-13
2023 TOTALS		0-0	0	0	0.0	0	0	0	0	0.0	0	0	0	1-0			

CURRENT PLAYERS



**CADE
MAYS**
6'6" // 325
TENNESSEE
KNOXVILLE, TENN.

68
G

EXPERIENCE (YEARS)

NFL	PANTHERS	BIRTHDATE	ACQUIRED
2	2	4.26.99	D68-22

CADE MAYS' NFL REGULAR SEASON STATISTICS

DATE	TEAM	GP	GS
2022	Panthers	11	2
2023	Panthers	7	2
NFL TOTALS		18	4

2023 GAME-BY-GAME REGULAR-SEASON STATISTICS (PANTHERS)

DATE	OPPONENT	P/S	W/L	SCORE
09/10	at Falcons	P	L	10-24
09/18	Saints	S	L	17-20
09/24	at Seahawks	P	L	27-37
10/01	Vikings	P	L	13-21
10/08	at Lions	P	L	24-42
10/15	at Dolphins	S	L	21-42
10/29	Texans	P	W	15-13
2023 TOTALS		7-2	1-6	

CURRENT PLAYERS



JONATHAN MINGO
6'2" // 225
MISSISSIPPI
BRANDON, MISS.

15

WR

EXPERIENCE (YEARS)

NFL	PANTHERS		
R	R	BIRTHDATE	ACQUIRED
		4.20.01	02-23

JONATHAN MINGO'S NFL REGULAR SEASON RUSHING/RECEIVING STATISTICS

DATE	TEAM	RECEIVING							RUSHING				
		GP	GS	NO.	YDS.	AVG.	LG	TD	NO.	YDS.	AVG.	LG	TD
2023	Panthers	6	6	19	195	10.3	40	0	0	0	0.0	0	0
NFL TOTALS		6	6	19	195	10.3	40	0	0	0	0.0	0	0

JONATHAN MINGO'S NFL REGULAR SEASON RETURN STATISTICS

DATE	TEAM	KICKOFF RETURNS					PUNT RETURNS					
		RET.	YDS.	AVG.	LG	TD	NO.	FC	YDS.	AVG.	LG	TD
2023	Panthers	0	0	0.0	0	0	0	0	0	0.0	0	0
NFL TOTALS		0	0	0.0	0	0	0	0	0	0.0	0	0

2023 GAME-BY-GAME REGULAR-SEASON STATISTICS (PANTHERS)

DATE	OPPONENT	P/S	RECEIVING						RUSHING						W/L	SCORE
			NO.	YDS.	AVG.	LG	TD	NO.	YDS.	AVG.	LG	TD				
09/10	at Falcons	S	2	17	8.5	9	0	0	0	0.0	0	0	0	L	10-24	
09/18	Saints	S	3	26	8.7	22	0	0	0	0.0	0	0	0	L	17-20	
09/24	at Seahawks	S	3	21	7.0	9	0	0	0	0.0	0	0	0	L	27-37	
10/01	Vikings		ON INACTIVE LIST										L	13-21		
10/08	at Lions	S	5	48	9.6	13	0	0	0	0.0	0	0	0	L	24-42	
10/15	at Dolphins	S	2	21	10.5	11	0	0	0	0.0	0	0	0	L	21-42	
10/29	Texans	S	4	62	15.5	40	0	0	0	0.0	0	0	0	W	15-13	
2023 TOTALS		6-6	19	195	10.3	40	0	0	0	0.0	0	0	0	1-6		

CURRENT PLAYERS



TAYLOR MOTON
6'5" // 325
WESTERN MICHIGAN
OKEMOS, MICH.

72
T

EXPERIENCE (YEARS)		BIRTHDATE	ACQUIRED
NFL	PANTHERS	8.14.94	D2B-17
7	7		

TAYLOR MOTON'S NFL REGULAR SEASON STATISTICS

DATE	TEAM	GP	GS
2017	Panthers	16	0
2018	Panthers	16	16
2019	Panthers	16	16
2020	Panthers	16	16
2021	Panthers	17	17
2022	Panthers	17	17
2023	Panthers	7	7
NFL TOTALS		105	89

2023 GAME-BY-GAME REGULAR-SEASON STATISTICS (PANTHERS)

DATE	OPPONENT	P/S	W/L	SCORE
09/10	at Falcons	S	L	10-24
09/18	Saints	S	L	17-20
09/24	at Seahawks	S	L	27-37
10/01	Vikings	S	L	13-21
10/08	at Lions	S	L	24-42
10/15	at Dolphins	S	L	21-42
10/29	Texans	S	W	15-13
2023 TOTALS		7-7	1-6	

CURRENT PLAYERS



JAYDEN
PEEVY

6'5" // 308

TEXAS A&M
BELLAIRE, TEXAS

78

DT

EXPERIENCE (YEARS)		BIRTHDATE	ACQUIRED
NFL	PANTHERS	9.3.99	FA-23
1	1		

JAYDEN PEEVY'S NFL REGULAR SEASON DEFENSIVE STATISTICS

DATE	TEAM	GP	GS	TACKLES							INTERCEPTIONS				O. FUMB			ST		MISC							
				TK	S	A	TFL	YDS	SK	YDS	QBH	NO	YDS	LG	TD	PD	FF	FR	TD	YDS	TK	S	A	FF	FR	S	A
2022	Titans	1	0	0	0	0	0	0	0	0.0	0.0	0	0	0	0	0	0	0	0	0	0	0	0	0	0	0	0
2023	Titans	1	0	0	0	0	0	0	0	0.0	0.0	0	0	0	0	0	0	0	0	0	0	0	0	0	0	0	0
NFL TOTALS		2	0	0	0	0	0	0	0	0.0	0.0	0	0	0	0	0	0	0	0	0	0	0	0	0	0	0	0

2023 GAME-BY-GAME REGULAR-SEASON STATISTICS (TITANS)

DATE	OPPONENT	P/S	TACKLES							INTERCEPTIONS				O. FUMB			ST		MISC		SCORE								
			TK	S	A	SK	YDS	TFL	YDS	QBH	NO	YDS	LG	TD	PD	FF	FR	TD	YDS	TK		S	A	FF	FR	S	A		
09/10	at Saints		ON INACTIVE LIST																							L	15-16		
09/17	Chargers	P	0	0	0	0.0	0.0	0	0	0	0	0	0	0	0	0	0	0	0	0	0	0	0	0	0	0	0	W	27-24+
09/24	at Browns		DID NOT PLAY																							L	3-27		
10/01	Bengals		PRACTICE SQUAD																							W	27-3		
10/08	at Colts		PRACTICE SQUAD																							L	16-23		
10/15	Ravens		DID NOT PLAY																							L	16-24		
10/29	Falcons		DID NOT PLAY																							W	28-23		
2023 TOTALS		1-0	0	0	0	0.0	0.0	0	0	0	0	0	0	0	0	0	0	0	0	0	0	0	0	0	0	0	0	0	3-4

+ - Overtime

CURRENT PLAYERS



EDDY
PIÑEIRO
5'11" // 190
FLORIDA
MIAMI, FLA.

4

K

EXPERIENCE (YEARS)		BIRTHDATE	ACQUIRED
NFL	PANTHERS	9.13.95	FA-22
4	2		

EDDY PIÑEIRO'S NFL REGULAR SEASON KICKING STATISTICS

DATE	TEAM	GP	FGM	FGA	PCT.	LG	XP	XPA	PCT.	BLK	PTS
2018	Raiders	0	0	0	0.0	0	0	0	0.0	0	0
2019	Bears	16	23	28	82.1	53	27	29	93.1	0	96
2020	Bears	0	0	0	0.0	0	0	0	0.0	0	0
2021	Football Team	0	0	0	0.0	0	0	0	0.0	0	0
2022	Panthers	17	33	35	94.3	54	30	32	93.8	0	129
2023	Panthers	7	12	14	85.7	56	11	12	91.7	0	47
NFL TOTALS		40	68	77	88.3	56	68	73	93.2	0	272

EDDY PIÑEIRO'S NFL REGULAR SEASON FIELD-GOAL ACCURACY STATISTICS

DATE	TEAM	1-19	PCT.	20-29	PCT.	30-39	PCT.	40-49	PCT.	50+	PCT.
2018	Raiders	0-0	0.0	0-0	0.0	0-0	0.0	0-0	0.0	0-0	0.0
2019	Bears	1-1	100.0	8-8	100.0	9-10	90.0	3-7	42.9	2-2	100.0
2020	Bears	0-0	0.0	0-0	0.0	0-0	0.0	0-0	0.0	0-0	0.0
2021	Football Team	0-0	0.0	0-0	0.0	0-0	0.0	0-0	0.0	0-0	0.0
2022	Panthers	0-0	0.0	2-2	100.0	16-17	94.1	13-14	92.9	2-2	100.0
2023	Panthers	0-0	0.0	2-2	100.0	3-3	100.0	4-5	80.0	3-4	75.0
NFL TOTALS		1-1	100.0	12-12	100.0	28-30	93.3	20-26	76.9	7-8	87.5

2023 GAME-BY-GAME REGULAR-SEASON STATISTICS (PANTHERS)

DATE	OPPONENT		FIELD GOALS				EXTRA POINTS					W/L	SCORE
			FGM	FGA	PCT	LG	XP	XPA	PCT	BLK	PTS		
09/10	at Falcons	P	1	1	100.0	43	1	1	100.0	0	4	L	10-24
09/18	Saints	P	3	3	100.0	54	0	0	0.0	0	9	L	17-20
09/24	at Seahawks	P	2	3	66.7	47	3	3	100.0	0	9	L	27-37
10/01	Vikings	P	2	2	100.0	56	1	1	100.0	0	7	L	13-21
10/08	at Lions	P	1	1	100.0	33	3	3	100.0	0	6	L	24-42
10/15	at Dolphins	P	0	1	0.0	0	3	3	100.0	0	3	L	21-42
10/29	Texans	P	3	3	100.0	46	0	1	0.0	0	9	W	15-13
2023 TOTALS			7	12	14	85.7	56	11	12	91.7	0	47	1-6

CURRENT PLAYERS



LABRYAN
RAY

6'4" // 290

ALABAMA
MADISON, ALA.

93

DT

EXPERIENCE (YEARS)

NFL	PANTHERS	
1	1	

BIRTHDATE

12.5.97

ACQUIRED

FA-23


LABRYAN RAY'S NFL REGULAR SEASON DEFENSIVE STATISTICS

DATE	TEAM	GP	GS	TACKLES							INTERCEPTIONS				O. FUMB			ST				MISC					
				TK	S	A	TFL	YDS	SK	YDS	QBH	NO	YDS	LG	TD	PD	FF	FR	TD	YDS	TK	S	A	FF	FR	S	A
2022	Patriots	0	0	0	0	0	0	0	0	0.0	0.0	0	0	0	0	0	0	0	0	0	0	0	0	0	0	0	0
2023	Panthers	7	0	6	2	4	0	0	0.0	0.0	0	0	0	0	0	0	0	0	0	0	0	0	0	0	0	0	0
NFL TOTALS		7	0	6	2	4	0	0	0.0	0.0	0	0	0	0	0	0	0	0	0	0	0	0	0	0	0	0	0

2023 GAME-BY-GAME REGULAR-SEASON STATISTICS (PANTHERS)

DATE	OPPONENT	P/S	TACKLES							INTERCEPTIONS				O. FUMB			ST				MISC		SCORE					
			TK	S	A	SK	YDS	TFL	YDS	QBH	NO	YDS	LG	TD	PD	FF	FR	TD	YDS	TK	S	A		FF	FR	S	A	W/L
09/10	at Falcons	P	0	0	0	0.0	0.0	0	0	0	0	0	0	0	0	0	0	0	0	0	0	0	0	0	0	0	L	10-24
09/18	Saints	P	0	0	0	0.0	0.0	0	0	0	0	0	0	0	0	0	0	0	0	0	0	0	0	0	0	L	17-20	
09/24	at Seahawks	P	0	0	0	0.0	0.0	0	0	0	0	0	0	0	0	0	0	0	0	0	0	0	0	0	L	27-37		
10/01	Vikings	P	0	0	0	0.0	0.0	0	0	0	0	0	0	0	0	0	0	0	0	0	0	0	0	0	L	13-21		
10/08	at Lions	P	1	0	1	0.0	0.0	0	0	0	0	0	0	0	0	0	0	0	0	0	0	0	0	0	L	24-42		
10/15	at Dolphins	P	2	0	2	0.0	0.0	0	0	0	0	0	0	0	0	0	0	0	0	0	0	0	0	0	L	21-42		
10/29	Texans	P	3	2	1	0.0	0.0	0	0	0	0	0	0	0	0	0	0	0	0	0	0	0	0	0	W	15-13		
2023 TOTALS		7-0	6	2	4	0.0	0.0	0	0	0	0	0	0	0	0	0	0	0	0	0	0	0	0	0	0	1-6		

CURRENT PLAYERS



GIOVANNI RICCI
6'3" // 240
 WESTERN MICHIGAN
 LOVELAND, OHIO

45

TE

EXPERIENCE (YEARS)		BIRTHDATE	ACQUIRED
NFL	PANTHERS	10.16.96	FA-20
3	3		


GIOVANNI RICCI'S NFL REGULAR SEASON RUSHING/RECEIVING STATISTICS

DATE	TEAM	RECEIVING							RUSHING				
		GP	GS	NO.	YDS.	AVG.	LG	TD	NO.	YDS.	AVG.	LG	TD
2020	Panthers	0	0	0	0	0.0	0	0	0	0	0.0	0	0
2021	Panthers	16	1	0	0	0.0	0	0	0	0	0.0	0	0
2022	Panthers	15	3	8	100	12.5	32	0	0	0	0.0	0	0
2023	Panthers	5	0	1	2	2.0	2	0	0	0	0.0	0	0
NFL TOTALS		36	4	9	102	11.3	32	0	0	0	0.0	0	0

2023 GAME-BY-GAME REGULAR-SEASON STATISTICS (PANTHERS)

DATE	OPPONENT	P/S	RECEIVING					RUSHING					W/L	SCORE
			NO.	YDS.	AVG.	LG	TD	NO.	YDS.	AVG.	LG	TD		
09/10	at Falcons	P	1	2	2.0	2	0	0	0	0.0	0	0	L	10-24
09/18	Saints	P	0	0	0.0	0	0	0	0	0.0	0	0	L	17-20
09/24	at Seahawks	P	0	0	0.0	0	0	0	0	0.0	0	0	L	27-37
10/01	Vikings	P	0	0	0.0	0	0	0	0	0.0	0	0	L	13-21
10/08	at Lions	P	0	0	0.0	0	0	0	0	0.0	0	0	L	24-42
10/15	at Dolphins		ON INACTIVE LIST										L	21-42
10/29	Texans		INJURED RESERVE										W	15-13
2023 TOTALS		5-0	1	2	2.0	2	0	0	0	0.0	0	0	0	1-6

CURRENT PLAYERS



JAMMIE ROBINSON
5'11" // 195
FLORIDA STATE
CORDELE, GA.

22

S

EXPERIENCE (YEARS)		BIRTHDATE	ACQUIRED
NFL	PANTHERS	1.24.01	05-23
R	R		

JAMMIE ROBINSON'S NFL REGULAR SEASON DEFENSIVE STATISTICS

DATE	TEAM	GP	GS	TACKLES							INTERCEPTIONS					O. FUMB			ST			MISC						
				TK	S	A	TFL	YDS	SK	YDS	QBH	NO	YDS	LG	TD	PD	FF	FR	TD	YDS	TK	S	A	FF	FR	S	A	
2023	Panthers	6	0	5	3	2	0	0	0.0	0.0	0	0	0	0	0	0	0	0	0	0	0	3	2	1	0	0	0	0
NFL TOTALS		6	0	5	3	2	0	0	0.0	0.0	0	0	0	0	0	0	0	0	0	0	3	2	1	0	0	0	0	0

2023 GAME-BY-GAME REGULAR-SEASON STATISTICS (PANTHERS)

DATE	OPPONENT	P/S	TACKLES							INTERCEPTIONS					O. FUMB			ST			MISC						
			TK	S	A	SK	YDS	TFL	YDS	QBH	NO	YDS	LG	TD	PD	FF	FR	TD	YDS	TK	S	A	FF	FR	S	A	W/L
09/10	at Falcons	P	0	0	0	0.0	0.0	0	0	0	0	0	0	0	0	0	0	0	0	0	0	0	0	0	0	L	10-24
09/18	Saints	P	0	0	0	0.0	0.0	0	0	0	0	0	0	0	0	0	0	0	0	0	0	0	0	0	L	17-20	
09/24	at Seahawks		ON INACTIVE LIST																					L	27-37		
10/01	Vikings	P	0	0	0	0.0	0.0	0	0	0	0	0	0	0	0	0	0	2	2	0	0	0	0	0	0	L	13-21
10/08	at Lions	P	0	0	0	0.0	0.0	0	0	0	0	0	0	0	0	0	0	0	0	0	0	0	0	0	0	L	24-42
10/15	at Dolphins	P	0	0	0	0.0	0.0	0	0	0	0	0	0	0	0	0	0	0	0	0	0	0	0	0	0	L	21-42
10/29	Texans	P	5	3	2	0.0	0.0	0	0	0	0	0	0	0	0	0	0	1	0	1	0	0	0	0	0	W	15-13
2023 TOTALS		6-0	5	3	2	0.0	0.0	0	0	0	0	0	0	0	0	0	0	3	2	1	0	0	0	0	0	1-6	

CURRENT PLAYERS



MILES SANDERS
5'11" // 211
PENN STATE
PITTSBURGH, PA.

6
RB

EXPERIENCE (YEARS)		BIRTHDATE	ACQUIRED
NFL	PANTHERS		
5	1	5.1.97	FA-23

MILES SANDERS' NFL REGULAR SEASON RUSHING/RECEIVING STATISTICS

DATE	TEAM	GP	GS	RUSHING					RECEIVING				
				NO.	YDS.	AVG.	LG	TD	NO.	YDS.	AVG.	LG	TD
2019	Eagles	16	11	179	818	4.6	65t	3	50	509	10.2	45	3
2020	Eagles	12	11	164	867	5.3	82t	6	28	197	7.0	28	0
2021	Eagles	12	12	137	754	5.5	38	0	26	158	6.1	25	0
2022	Eagles	17	15	259	1,269	4.9	40t	11	20	78	3.9	16	0
2023	Panthers	6	5	63	190	3.0	15	1	15	81	5.4	14	0
NFL TOTALS		63	54	802	3,898	4.9	82T	21	139	1,023	7.4	45	3

MILES SANDERS' NFL REGULAR SEASON RETURN STATISTICS

DATE	TEAM	RET.	KICKOFF RETURNS				PUNT RETURNS					
			YDS.	AVG.	LG	TD	NO.	FC	YDS.	AVG.	LG	TD
2019	Eagles	14	314	22.4	67	0	0	0	0	0.0	0	0
2020	Eagles	0	0	0.0	0	0	0	0	0	0.0	0	0
2021	Eagles	0	0	0.0	0	0	0	0	0	0.0	0	0
2022	Eagles	0	0	0.0	0	0	0	0	0	0.0	0	0
2023	Panthers	0	0	0.0	0	0	0	0	0	0.0	0	0
NFL TOTALS		14	314	22.4	67	0	0	0	0	0.0	0	0

100-YARD RUSHING GAMES (8): REGULAR SEASON

DATE	TEAM	ATT.	YDS.	AVG.	LG	TD
12/15/19	at Commanders	19	122	6.4	56	1
10/18/20	RAVENS	9	118	13.1	74	0
12/13/20	SAINTS	14	115	8.2	82t	2
12/05/21	at Jets	24	120	5.0	34	0
12/21/21	COMMANDERS	18	131	7.3	38	0
10/02/22	JAGUARS	27	134	5.0	35	2
11/27/22	PACKERS	21	143	6.8	28	2
12/11/22	at Giants	17	144	8.5	40t	2

2023 GAME-BY-GAME REGULAR-SEASON STATISTICS (PANTHERS)

DATE	OPPONENT	P/S	RUSHING					RECEIVING					W/L	SCORE
			NO.	YDS.	AVG.	LG	TD	NO.	YDS.	AVG.	LG	TD		
09/10	at Falcons	S	18	72	4.0	10	0	4	26	6.5	11	0	L	10-24
09/18	Saints	S	14	43	3.1	13	0	3	4	1.3	7	0	L	17-20
09/24	at Seahawks	S	9	24	2.7	15	1	5	38	7.6	14	0	L	27-37
10/01	Vikings	S	13	19	1.5	6	0	3	13	4.3	8	0	L	13-21
10/08	at Lions	S	7	32	4.6	9	0	0	0	0.0	0	0	L	24-42
10/15	at Dolphins		ON INACTIVE LIST										L	21-42
10/29	Texans	P	2	0	0.0	4	0	0	0	0.0	0	0	W	15-13
2023 TOTALS			6-5	63	190	3.0	15	1	15	81	5.4	14	0	1-6

CURRENT PLAYERS



DAVID SHARPE
6'6" // 346
FLORIDA
JACKSONVILLE, FLA.

74

T

EXPERIENCE (YEARS)		BIRTHDATE	ACQUIRED
NFL	PANTHERS	10.21.95	FA-23
5	1		

DAVID SHARPE'S NFL REGULAR SEASON STATISTICS

DATE	TEAM	GP	GS
2017	Raiders	5	2
2018	Raiders	8	0
2018	Texans	2	0
2018	TOTAL	10	0
2019	Raiders	9	2
2020	Football Team	10	2
2021	Ravens	4	0
2022	Ravens	0	0
2023	Panthers	1	0
NFL TOTALS		39	6

2023 GAME-BY-GAME REGULAR-SEASON STATISTICS (PANTHERS)

DATE	OPPONENT	P/S	W/L	SCORE
09/10	at Falcons		L	10-24
09/18	Saints		L	17-20
09/24	at Seahawks		L	27-37
10/01	Vikings		L	13-21
10/08	at Lions		L	24-42
10/15	at Dolphins		L	21-42
10/29	Texans	P	W	15-13
2023 TOTALS		1-0	1-6	

CURRENT PLAYERS



**LAVISKA
SHENAULT JR.**

6'1" // 220

**COLORADO
DESOTO, TEXAS**

5

WR

EXPERIENCE (YEARS)

NFL

PANTHERS

4

2

BIRTHDATE

10.5.98

ACQUIRED

TR-22 JAX

LAVISKA SHENAULT JR.'S NFL REGULAR SEASON RUSHING/RECEIVING STATISTICS

DATE	TEAM	GP	GS	RECEIVING					RUSHING				
				NO.	YDS.	AVG.	LG	TD	NO.	YDS.	AVG.	LG	TD
2020	Jaguars	14	12	58	600	10.3	36	5	18	91	5.1	17	0
2021	Jaguars	16	10	63	619	9.8	58	0	11	41	3.7	11	0
2022	Panthers	13	5	27	272	10.1	67t	1	9	65	7.2	41t	1
2023	Panthers	6	0	7	43	6.1	14	0	12	55	4.6	11	0
NFL TOTALS		49	27	155	1,534	9.9	67T	6	50	252	5.0	41T	1


LAVISKA SHENAULT JR.'S NFL REGULAR SEASON RETURN STATISTICS

DATE	TEAM	RET.	KICKOFF RETURNS				PUNT RETURNS					
			YDS.	AVG.	LG	TD	NO.	FC	YDS.	AVG.	LG	TD
2020	Jaguars	0	0	0.0	0	0	0	0	0	0.0	0	0
2021	Jaguars	0	0	0.0	0	0	0	0	0	0.0	0	0
2022	Panthers	3	82	27.3	36	0	0	0	0	0.0	0	0
2023	Panthers	5	136	27.2	37	0	0	0	0	0.0	0	0
NFL TOTALS		8	218	27.3	37	0	0	0	0	0.0	0	0

2023 GAME-BY-GAME REGULAR-SEASON STATISTICS (PANTHERS)

DATE	OPPONENT	P/S	RECEIVING					RUSHING					W/L	SCORE
			NO.	YDS.	AVG.	LG	TD	NO.	YDS.	AVG.	LG	TD		
09/10	at Falcons	P	2	16	8.0	14	0	2	5	2.5	5	0	L	10-24
09/18	Saints	P	0	0	0.0	0	0	1	7	7.0	7	0	L	17-20
09/24	at Seahawks	P	1	0	0.0	0	0	2	7	3.5	5	0	L	27-37
10/01	Vikings	P	1	12	12.0	12	0	1	7	7.0	7	0	L	13-21
10/08	at Lions	P	0	0	0.0	0	0	5	27	5.4	11	0	L	24-42
10/15	at Dolphins	P	3	15	5.0	8	0	1	2	2.0	2	0	L	21-42
10/29	Texans		ON INACTIVE LIST									W	15-13	
2023 TOTALS		6-0	7	43	6.1	14	0	12	55	4.6	11	0	1-6	

CURRENT PLAYERS



IHMR

SMITH-MARSETTE

6'1" // 185

IOWA
NEWARK, N.J.

11

WR

EXPERIENCE (YEARS)			BIRTHDATE	ACQUIRED
NFL	PANTHERS		8.29.99	TR-23 KC
3	1			

IHMIR SMITH-MARSETTE'S NFL REGULAR SEASON RUSHING/RECEIVING STATISTICS

DATE	TEAM	GP	GS	RECEIVING					RUSHING				
				NO.	YDS.	AVG.	LG	TD	NO.	YDS.	AVG.	LG	TD
2021	Vikings	8	1	5	116	23.2	44t	2	0	0	0.0	0	0
2022	Bears	6	0	1	15	15.0	15	0	1	-1	-1.0	-1	0
2022	Chiefs	2	0	0	0	0.0	0	0	0	0	0.0	0	0
2022	TOTAL	8	0	1	15	15.0	15	0	1	-1	-1.0	0	0
2023	Panthers	7	0	0	0	0.0	0	0	0	0	0.0	0	0
NFL TOTALS		23	1	6	131	21.8	44T	2	1	-1	-1.0	0	0

IHMIR SMITH-MARSETTE'S NFL REGULAR SEASON RETURN STATISTICS

DATE	TEAM	RET.	KICKOFF RETURNS				PUNT RETURNS					
			YDS.	AVG.	LG	TD	NO.	FC	YDS.	AVG.	LG	TD
2021	Vikings	4	83	20.8	24	0	0	0	0	0.0	0	0
2022	Bears	1	17	17.0	17	0	0	0	0	0.0	0	0
2022	Chiefs	0	0	0.0	0	0	0	0	0	0.0	0	0
2022	TOTAL	1	17	17.0	17	0	0	0	0	0.0	0	0
2023	Panthers	0	0	0.0	0	0	16	7	97	6.1	15	0
NFL TOTALS		5	100	20.0	24	0	16	7	97	6.1	15	0

100-YARD RECEIVING GAMES (1): REGULAR SEASON

DATE	TEAM	NO.	YDS.	AVG.	LG	TD
01/09/22	BEARS	3	103	34.3	44t	1

2023 GAME-BY-GAME REGULAR-SEASON STATISTICS (PANTHERS)

DATE	OPPONENT	P/S	RECEIVING					RUSHING					W/L	SCORE
			NO.	YDS.	AVG.	LG	TD	NO.	YDS.	AVG.	LG	TD		
09/10	at Falcons	P	0	0	0.0	0	0	0	0	0.0	0	0	L	10-24
09/18	Saints	P	0	0	0.0	0	0	0	0	0.0	0	0	L	17-20
09/24	at Seahawks	P	0	0	0.0	0	0	0	0	0.0	0	0	L	27-37
10/01	Vikings	P	0	0	0.0	0	0	0	0	0.0	0	0	L	13-21
10/08	at Lions	P	0	0	0.0	0	0	0	0	0.0	0	0	L	24-42
10/15	at Dolphins	P	0	0	0.0	0	0	0	0	0.0	0	0	L	21-42
10/29	Texans	P	0	0	0.0	0	0	0	0	0.0	0	0	W	15-13
2023 TOTALS		7-0	0	0	0.0	0	0	0	0	0.0	0	0	1-6	

CURRENT PLAYERS



MIKE STRACHAN
6'5" // 225
CHARLESTON
FREEPORT, BAHAMAS

86
WR

EXPERIENCE (YEARS)

NFL

PANTHERS

3

1

BIRTHDATE

8.13.97

ACQUIRED

FA-23

MIKE STRACHAN'S NFL REGULAR SEASON RUSHING/RECEIVING STATISTICS

DATE	TEAM	GP	GS	RECEIVING						RUSHING					
				NO.	YDS.	AVG.	LG	TD	NO.	YDS.	AVG.	LG	TD		
2021	Colts	6	0	2	26	13.0	16	0	0	0	0.0	0	0	0	
2022	Colts	13	0	3	59	19.7	23	0	0	0	0.0	0	0	0	
2023	Colts	0	0	0	0	0.0	0	0	0	0	0.0	0	0	0	
NFL TOTALS		19	0	5	85	17.0	23	0	0	0	0.0	0	0	0	

MIKE STRACHAN'S NFL REGULAR SEASON RETURN STATISTICS

DATE	TEAM	KICKOFF RETURNS						PUNT RETURNS					
		RET.	YDS.	AVG.	LG	TD	NO.	FC	YDS.	AVG.	LG	TD	
2021	Colts	0	0	0.0	0	0	0	0	0	0.0	0	0	
2022	Colts	0	0	0.0	0	0	0	0	0	0.0	0	0	
2023	Colts	0	0	0.0	0	0	0	0	0	0.0	0	0	
NFL TOTALS		0	0	0.0	0	0	0	0	0	0.0	0	0	

2023 GAME-BY-GAME REGULAR-SEASON STATISTICS (COLTS)

DATE	OPPONENT	P/S	RECEIVING						RUSHING					
			NO.	YDS.	AVG.	LG	TD	NO.	YDS.	AVG.	LG	TD	W/L	SCORE
09/10	Jaguars												L	21-31
09/17	at Texans												W	31-20
09/24	at Ravens												W	22-19+
10/01	Rams												L	23-29+
10/08	Titans												W	23-16
10/15	at Jaguars												L	20-37
10/22	Browns												L	38-39
10/29	Saints												L	27-38
2023 TOTALS		0-0	0	0	0.0	0	0	0	0	0	0.0	0	0	3-5

+ - Overtime

CURRENT PLAYERS

STEPHEN SULLIVAN'S NFL REGULAR SEASON RUSHING STATISTICS

DATE	TEAM	NO.	YDS.	AVG.	LG	TD
2020	Seahawks	0	0	0.0	0	0
2021	Panthers	0	0	0.0	0	0
2022	Panthers	0	0	0.0	0	0
2023	Panthers	0	0	0.0	0	0
TOTALS		0	0	0.0	0	0

STEPHEN SULLIVAN'S NFL REGULAR SEASON PASSING/RUSHING STATISTICS

DATE	TEAM	GP	GS	PASSING											RUSHING					
				ATT.	CMP.	PCT.	YDS	AVG.	TD	INT.	LG	SK	LST	RATE	NO.	YDS.	AVG.	LG	TD	
2020	Seahawks	1	0	0	0	0.0	0	0.0	0	0	0	0	0	0	0.0	0	0	0.0	0	0
2021	Panthers	3	0	0	0	0.0	0	0.0	0	0	0	0	0	0.0	0	0	0.0	0	0	
2022	Panthers	14	0	0	0	0.0	0	0.0	0	0	0	0	0	0.0	0	0	0.0	0	0	
2023	Panthers	2	0	0	0	0.0	0	0.0	0	0	0	0	0	0.0	0	0	0.0	0	0	
TOTALS		20	0	0	0	0.0	0	0.0	0	0	0	0	0	0.0	0	0	0.0	0	0	

2023 GAME-BY-GAME REGULAR-SEASON STATISTICS (PANTHERS)

DATE	OPPONENT	P/S	PASSING											RUSHING				W/L	SCORE		
			ATT	CMP	YDS	PCT	Y/A	Y/C	TD	INT	LG	SK/YD	RATE	ATT	YDS	LG	TD				
09/10	at Falcons		INJURED RESERVE															L	10-24		
09/18	Saints		INJURED RESERVE															L	17-20		
09/24	at Seahawks		INJURED RESERVE															L	27-37		
10/01	Vikings		INJURED RESERVE															L	13-21		
10/08	at Lions		INJURED RESERVE															L	24-42		
10/15	at Dolphins	P	0	0	0	0.0	0.0	0.0	0	0	0	0/0	0.0	0	0	0	0	0	0	L	21-42
10/29	Texans	P	0	0	0	0.0	0.0	0.0	0	0	0	0/0	0.0	0	0	0	0	0	W	15-13	
2023 TOTALS		2-0	0	0	0	0.0	0.0	0.0	0	0	0	0/0	0.0	0	0	0	0	0	0	1-6	

STEPHEN SULLIVAN'S NFL REGULAR SEASON PUNTING STATISTICS

DATE	TEAM	GP	NO.	YDS.	AVG.	OPP. RET.	YDS.	NET YDS.	AVG.	TB	IN20	LG	BK
2020	Seahawks	1	0	0	0.0	0	0	0	0.0	0	0	0	0
2021	Panthers	3	0	0	0.0	0	0	0	0.0	0	0	0	0
2022	Panthers	14	0	0	0.0	0	0	0	0.0	0	0	0	0
2023	Panthers	2	0	0	0.0	0	0	0	0.0	0	0	0	0
NFL TOTALS		20	0	0	0.0	0	0	0	0.0	0	0	0	0

2023 GAME-BY-GAME REGULAR-SEASON STATISTICS (PANTHERS)

DATE	OPPONENT	NO.	YDS.	AVG.	OPP. RET.	YDS.	NET YDS.	AVG	TB	IN20	LG	BK	W/L	SCORE		
09/10	at Falcons	INJURED RESERVE													L	10-24
09/18	Saints	INJURED RESERVE													L	17-20
09/24	at Seahawks	INJURED RESERVE													L	27-37
10/01	Vikings	INJURED RESERVE													L	13-21
10/08	at Lions	INJURED RESERVE													L	24-42
10/15	at Dolphins	P	0	0	0.0	0	0	0.0	0	0	0	0	L	21-42		
10/29	Texans	P	0	0	0.0	0	0	0.0	0	0	0	0	W	15-13		
2023 TOTALS		2	0	0	0.0	0	0	0.0	0	0	0	0	1-6			

STEPHEN SULLIVAN'S NFL REGULAR SEASON KICKING STATISTICS

DATE	TEAM	GP	FGM	FGA	PCT.	LG	XP	XPA	PCT.	BLK	PTS
2020	Seahawks	1	0	0	0.0	0	0	0	0.0	0	0
2021	Panthers	3	0	0	0.0	0	0	0	0.0	0	0
2022	Panthers	14	0	0	0.0	0	0	0	0.0	0	0
2023	Panthers	2	0	0	0.0	0	0	0	0.0	0	0
NFL TOTALS		20	0	0	0.0	0	0	0	0.0	0	0

CURRENT PLAYERS

2023 GAME-BY-GAME REGULAR-SEASON STATISTICS (PANTHERS)

DATE	OPPONENT	FIELD GOALS					EXTRA POINTS					W/L	SCORE
		FGM	FGA	PCT	LG	XP	XPA	PCT	BLK	PTS			
09/10	at Falcons											L	10-24
09/18	Saints											L	17-20
09/24	at Seahawks											L	27-37
10/01	Vikings											L	13-21
10/08	at Lions											L	24-42
10/15	at Dolphins	P	0	0	0.0	0	0	0	0.0	0	0	L	21-42
10/29	Texans	P	0	0	0.0	0	0	0	0.0	0	0	W	15-13
2023 TOTALS		2	0	0	0.0	0	0	0	0.0	0	0	1-6	

STEPHEN SULLIVAN'S NFL REGULAR SEASON STATISTICS

DATE	TEAM	GP	GS
2020	Seahawks	1	0
2021	Panthers	3	0
2022	Panthers	14	0
2023	Panthers	2	0
NFL TOTALS		20	0

2023 GAME-BY-GAME REGULAR-SEASON STATISTICS (PANTHERS)

DATE	OPPONENT	P/S	W/L	SCORE
09/10	at Falcons		L	10-24
09/18	Saints		L	17-20
09/24	at Seahawks		L	27-37
10/01	Vikings		L	13-21
10/08	at Lions		L	24-42
10/15	at Dolphins	P	L	21-42
10/29	Texans	P	W	15-13
2023 TOTALS		2-0	1-6	

CURRENT PLAYERS



**ADAM
THIELEN**
6'2" // 200
MINNESOTA STATE
DETROIT LAKES, MINN.

19
WR

EXPERIENCE (YEARS)		BIRTHDATE	ACQUIRED
NFL	PANTHERS	8.22.90	FA-23
10	1		

ADAM THIELEN'S NFL REGULAR SEASON RUSHING/RECEIVING STATISTICS

DATE	TEAM	GP	GS	RECEIVING					RUSHING				
				NO.	YDS.	AVG.	LG	TD	NO.	YDS.	AVG.	LG	TD
2014	Vikings	16	2	8	137	17.1	44t	1	0	0	0.0	0	0
2015	Vikings	16	2	12	144	12.0	30	0	4	89	22.3	41	0
2016	Vikings	16	10	69	967	14.0	71t	5	2	15	7.5	11	0
2017	Vikings	16	16	91	1,276	14.0	65t	4	1	11	11.0	11	0
2018	Vikings	16	16	113	1,373	12.2	68	9	5	30	6.0	15	0
2019	Vikings	10	10	30	418	13.9	44	6	4	6	1.5	3	1
2020	Vikings	15	15	74	925	12.5	51	14	3	15	5.0	8	0
2021	Vikings	13	13	67	726	10.8	35	10	1	2	2.0	2	0
2022	Vikings	17	17	70	716	10.2	36	6	1	4	4.0	4	0
2023	Panthers	7	7	57	581	10.2	31	4	1	6	6.0	6	0
NFL TOTALS		142	108	591	7,263	12.3	71T	59	22	178	8.1	41	1

100-YARD RECEIVING GAMES (24): REGULAR SEASON


DATE	TEAM	NO.	YDS.	AVG.	LG	TD
10/09/16	TEXANS	7	127	18.1	36t	1
12/11/16	at Jaguars	4	101	25.3	41	0
12/24/16	at Packers	12	202	16.8	71t	2
09/11/17	SAINTS	9	157	17.4	44	0
11/12/17	at Commanders	8	166	20.8	49	1
11/19/17	RAMS	6	123	20.5	65t	1
12/10/17	at Panthers	6	105	17.5	52t	1
09/09/18	49ERS	6	102	17.0	34	0
09/16/18	at Packers	12	131	10.9	25	1
09/23/18	BILLS	14	105	7.5	19	0
09/27/18	at Rams	8	135	16.9	45t	1
10/07/18	at Eagles	7	116	16.6	68	1
10/14/18	CARDINALS	11	123	11.2	17	1
10/21/18	at Jets	9	110	12.2	34t	1
10/28/18	SAINTS	7	103	14.7	28	1
11/25/18	PACKERS	8	125	15.6	33	1
10/06/19	at Giants	7	130	18.6	44	2
09/13/20	PACKERS	6	110	18.3	37t	2
10/04/20	at Texans	8	114	14.3	39	1
11/22/20	COWBOYS	8	123	15.4	51	2
10/17/21	at Panthers	11	126	11.5	35	1
09/24/23	at Seahawks	11	145	13.2	25	1
10/08/23	at Lions	11	107	9.7	30	1
10/15/23	at Dolphins	11	115	10.5	27	1

CURRENT PLAYERS

2023 GAME-BY-GAME REGULAR-SEASON STATISTICS (PANTHERS)

DATE	OPPONENT	P/S	RECEIVING					RUSHING					TD	W/L	SCORE
			NO.	YDS.	AVG.	LG	TD	NO.	YDS.	AVG.	LG	TD			
09/10	at Falcons	S	2	12	6.0	9	0	0	0	0.0	0	0	0	L	10-24
09/18	Saints	S	7	54	7.7	15	1	0	0	0.0	0	0	0	L	17-20
09/24	at Seahawks	S	11	145	13.2	25	1	0	0	0.0	0	0	0	L	27-37
10/01	Vikings	S	7	76	10.9	22	0	1	6	6.0	6	0	0	L	13-21
10/08	at Lions	S	11	107	9.7	30	1	0	0	0.0	0	0	0	L	24-42
10/15	at Dolphins	S	11	115	10.5	27	1	0	0	0.0	0	0	0	L	21-42
10/29	Texans	S	8	72	9.0	31	0	0	0	0.0	0	0	0	W	15-13
2023 TOTALS		7-7	57	581	10.2	31	4	1	6	6.0	6	0	0	1-6	

CURRENT PLAYERS



IAN THOMAS
6'4" // 260
INDIANA
BALTIMORE, MD.

80

TE

EXPERIENCE (YEARS)		BIRTHDATE	ACQUIRED
NFL	PANTHERS	6.6.96	D4A-18
6	6		


IAN THOMAS' NFL REGULAR SEASON RUSHING/RECEIVING STATISTICS

DATE	TEAM	RECEIVING							RUSHING				
		GP	GS	NO.	YDS.	AVG.	LG	TD	NO.	YDS.	AVG.	LG	TD
2018	Panthers	16	6	36	333	9.3	31	2	0	0	0.0	0	0
2019	Panthers	16	3	16	136	8.5	19	1	0	0	0.0	0	0
2020	Panthers	16	8	20	145	7.3	21	1	0	0	0.0	0	0
2021	Panthers	17	13	18	188	10.4	41	0	0	0	0.0	0	0
2022	Panthers	17	17	21	197	9.4	50	0	0	0	0.0	0	0
2023	Panthers	5	2	2	36	18.0	28	0	0	0	0.0	0	0
NFL TOTALS		87	49	113	1,035	9.2	50	4	0	0	0.0	0	0

2023 GAME-BY-GAME REGULAR-SEASON STATISTICS (PANTHERS)

DATE	OPPONENT	P/S	RECEIVING						RUSHING					W/L	SCORE
			NO.	YDS.	AVG.	LG	TD	NO.	YDS.	AVG.	LG	TD			
09/10	at Falcons	P	0	0	0.0	0	0	0	0	0.0	0	0	0	L	10-24
09/18	Saints	S	0	0	0.0	0	0	0	0	0.0	0	0	0	L	17-20
09/24	at Seahawks	S	1	8	8.0	8	0	0	0	0.0	0	0	0	L	27-37
10/01	Vikings	P	0	0	0.0	0	0	0	0	0.0	0	0	0	L	13-21
10/08	at Lions	P	1	28	28.0	28	0	0	0	0.0	0	0	0	L	24-42
10/15	at Dolphins		INJURED RESERVE										L	21-42	
10/29	Texans		INJURED RESERVE										W	15-13	
2023 TOTALS		5-2	2	36	18.0	28	0	0	0	0.0	0	0	0	1-6	

CURRENT PLAYERS



JORDAN THOMAS
6'5" // 277
MISSISSIPPI STATE
SUMRALL, MISS.

48

OLB

EXPERIENCE (YEARS)

NFL	PANTHERS	BIRTHDATE	ACQUIRED
3	1	8.2.96	FA-23

JORDAN THOMAS' NFL REGULAR SEASON DEFENSIVE STATISTICS

DATE	TEAM	GP	GS	TACKLES							INTERCEPTIONS					O. FUMB			ST			MISC				
				TK	S	A	TFL	YDS	SK	YDS	QBH	NO	YDS	LG	TD	PD	FF	FR	TD	YDS	TK	S	A	FF	FR	S
2018	Texans	16	10	0	0	0	0	0	0.0	0.0	0	0	0	0	0	0	0	0	0	0	0	0	0	0	0	0
2019	Texans	5	2	0	0	0	0	0	0.0	0.0	0	0	0	0	0	0	0	0	0	0	0	0	0	0	0	0
2020	Cardinals	5	0	0	0	0	0	0	0.0	0.0	0	0	0	0	0	0	0	0	0	0	0	0	0	0	0	0
2021	Colts	0	0	0	0	0	0	0	0.0	0.0	0	0	0	0	0	0	0	0	0	0	0	0	0	0	0	0
2023	Panthers	0	0	0	0	0	0	0	0.0	0.0	0	0	0	0	0	0	0	0	0	0	0	0	0	0	0	0
NFL TOTALS		26	12	0	0	0	0	0	0.0	0.0	0	0	0	0	0	0	0	0	0	0	0	0	0	0	0	0

2023 GAME-BY-GAME REGULAR-SEASON STATISTICS (PANTHERS)

DATE	OPPONENT	P/S	TACKLES							INTERCEPTIONS					O. FUMB			ST			MISC						
			TK	S	A	SK	YDS	TFL	YDS	QBH	NO	YDS	LG	TD	PD	FF	FR	TD	YDS	TK	S	A	FF	FR	S	A	W/L
09/10	at Falcons																									L	10-24
09/18	Saints																									L	17-20
09/24	at Seahawks																									L	27-37
10/01	Vikings																									L	13-21
10/08	at Lions																									L	24-42
10/15	at Dolphins																									L	21-42
10/29	Texans																									W	15-13
2023 TOTALS			0	0	0	0	0	0	0	0	0	0	0	0	0	0	0	0	0	0	0	0	0	0	0	0	1-6

JORDAN THOMAS' NFL REGULAR SEASON RUSHING/RECEIVING STATISTICS

DATE	TEAM	GP	GS	RUSHING					RECEIVING				
				NO.	YDS.	AVG.	LG	TD	NO.	YDS.	AVG.	LG	TD
2018	Texans	16	10	0	0	0.0	0	0	20	215	10.8	39	4
2019	Texans	5	2	0	0	0.0	0	0	1	8	8.0	8	0
2020	Cardinals	5	0	0	0	0.0	0	0	1	3	3.0	3t	1
2021	Colts	0	0	0	0	0.0	0	0	0	0	0.0	0	0
2023	Panthers	0	0	0	0	0.0	0	0	0	0	0.0	0	0
NFL TOTALS		26	12	0	0	0.0	0	0	22	226	10.3	39	5

JORDAN THOMAS' NFL REGULAR SEASON RETURN STATISTICS

DATE	TEAM	KICKOFF RETURNS					PUNT RETURNS					
		RET.	YDS.	AVG.	LG	TD	NO.	FC	YDS.	AVG.	LG	TD
2018	Texans	0	0	0.0	0	0	0	0	0	0.0	0	0
2019	Texans	0	0	0.0	0	0	0	0	0	0.0	0	0
2020	Cardinals	0	0	0.0	0	0	0	0	0	0.0	0	0
2021	Colts	0	0	0.0	0	0	0	0	0	0.0	0	0
2023	Panthers	0	0	0.0	0	0	0	0	0	0.0	0	0
NFL TOTALS		0	0	0.0	0	0	0	0	0	0.0	0	0

CURRENT PLAYERS

2023 GAME-BY-GAME REGULAR-SEASON STATISTICS (PANTHERS)

DATE	OPPONENT	P/S	RUSHING					RECEIVING					TD	W/L	SCORE
			NO.	YDS.	AVG.	LG	TD	NO.	YDS.	AVG.	LG				
09/10	at Falcons													L	10-24
09/18	Saints													L	17-20
09/24	at Seahawks													L	27-37
10/01	Vikings													L	13-21
10/08	at Lions													L	24-42
10/15	at Dolphins													L	21-42
10/29	Texans													W	15-13
2023 TOTALS		0-0	0	0	0.0	0	0	0	0	0	0.0	0	0	0	1-6

CURRENT PLAYERS



CALVIN
THROCKMORTON
6'5" // 309
OREGON
BELLEVUE, WASH.

76
OL

EXPERIENCE (YEARS)

NFL	PANTHERS	BIRTHDATE	ACQUIRED
3	1	8.16.96	WV-23 NO

CALVIN THROCKMORTON'S NFL REGULAR SEASON STATISTICS

DATE	TEAM	GP	GS
2020	Saints	0	0
2021	Saints	17	14
2022	Saints	14	6
2023	Panthers	7	5
NFL TOTALS		38	25

2023 GAME-BY-GAME REGULAR-SEASON STATISTICS (PANTHERS)

DATE	OPPONENT	P/S	W/L	SCORE
09/10	at Falcons	P	L	10-24
09/18	Saints	P	L	17-20
09/24	at Seahawks	S	L	27-37
10/01	Vikings	S	L	13-21
10/08	at Lions	S	L	24-42
10/15	at Dolphins	S	L	21-42
10/29	Texans	S	W	15-13
2023 TOTALS		7-5	1-6	

CURRENT PLAYERS



**BRETT
TOTH**
6'6" // 304
ARMY
CHARLESTON, SC

64
OL

EXPERIENCE (YEARS)

NFL	PANTHERS
5	1

BIRTHDATE
9.1.96

ACQUIRED
WV-23 PHI

BRETT TOTHS NFL REGULAR SEASON STATISTICS

DATE	TEAM	GP	GS
2019	Cardinals	0	0
2020	Eagles	9	1
2021	Eagles	11	0
2022	Eagles	0	0
2023	Panthers	0	0
NFL TOTALS		20	1

2023 GAME-BY-GAME REGULAR-SEASON STATISTICS (PANTHERS)

DATE	OPPONENT	P/S	W/L	SCORE
10/29	Texans		ON INACTIVE LIST	W 15-13
2023 TOTALS		0-0	1-0	

CURRENT PLAYERS



TOMMY TREMBLE
 6'4" // 250
 NOTRE DAME
 PEACHTREE CORNERS, GA.

82
TE

EXPERIENCE (YEARS)		BIRTHDATE	ACQUIRED
NFL	PANTHERS	6.2.00	D3B-21
3	3		

TOMMY TREMBLE'S NFL REGULAR SEASON RUSHING/RECEIVING STATISTICS

DATE	TEAM	GP	GS	RECEIVING					RUSHING				
				NO.	YDS.	AVG.	LG	TD	NO.	YDS.	AVG.	LG	TD
2021	Panthers	16	11	20	180	9.0	30	1	3	11	3.7	7t	1
2022	Panthers	17	4	19	174	9.2	29t	3	0	0	0.0	0	0
2023	Panthers	7	1	6	45	7.5	21	2	0	0	0.0	0	0
NFL TOTALS		40	16	45	399	8.9	30	6	3	11	3.7	7T	1

TOMMY TREMBLE'S NFL REGULAR SEASON RETURN STATISTICS

DATE	TEAM	KICKOFF RETURNS					PUNT RETURNS					
		RET.	YDS.	AVG.	LG	TD	NO.	FC	YDS.	AVG.	LG	TD
2021	Panthers	1	21	21.0	21	0	0	0	0	0.0	0	0
2022	Panthers	1	8	8.0	8	0	0	0	0	0.0	0	0
2023	Panthers	0	0	0.0	0	0	0	0	0	0.0	0	0
NFL TOTALS		2	29	14.5	21	0	0	0	0	0.0	0	0

2023 GAME-BY-GAME REGULAR-SEASON STATISTICS (PANTHERS)

DATE	OPPONENT	P/S	RECEIVING					RUSHING					W/L	SCORE
			NO.	YDS.	AVG.	LG	TD	NO.	YDS.	AVG.	LG	TD		
09/10	at Falcons	P	0	0	0.0	0	0	0	0	0.0	0	0	L	10-24
09/18	Saints	P	0	0	0.0	0	0	0	0	0.0	0	0	L	17-20
09/24	at Seahawks	S	1	15	15.0	15	0	0	0	0.0	0	0	L	27-37
10/01	Vikings	P	0	0	0.0	0	0	0	0	0.0	0	0	L	13-21
10/08	at Lions	P	1	1	1.0	1t	1	0	0	0.0	0	0	L	24-42
10/15	at Dolphins	P	2	25	12.5	21	0	0	0	0.0	0	0	L	21-42
10/29	Texans	P	2	4	2.0	3	1	0	0	0.0	0	0	W	15-13
2023 TOTALS		7-1	6	45	7.5	21	2	0	0	0.0	0	0	1-6	

CURRENT PLAYERS



RAEQUAN WILLIAMS
6'4" // 305
MICHIGAN STATE
CHICAGO, IL

92

DE

EXPERIENCE (YEARS)		BIRTHDATE	ACQUIRED
NFL	PANTHERS	2.14.97	FA-22
2	1		

RAEQUAN WILLIAMS' NFL REGULAR SEASON DEFENSIVE STATISTICS

DATE	TEAM	GP	GS	TACKLES							INTERCEPTIONS					O. FUMB			ST				MISC					
				TK	S	A	TFL	YDS	SK	YDS	QBH	NO	YDS	LG	TD	PD	FF	FR	TD	YDS	TK	S	A	FF	FR	S	A	
2020	Eagles	6	0	5	3	2	1	5	1.0	5.0	1	0	0	0	0	0	0	0	0	0	0	0	0	0	0	0	0	0
2021	Eagles	1	1	2	1	1	0	0	0.0	0.0	0	0	0	0	0	0	0	0	0	0	0	0	0	0	0	0	0	0
2022	Panthers	0	0	0	0	0	0	0	0.0	0.0	0	0	0	0	0	0	0	0	0	0	0	0	0	0	0	0	0	0
2023	Panthers	0	0	0	0	0	0	0	0.0	0.0	0	0	0	0	0	0	0	0	0	0	0	0	0	0	0	0	0	0
NFL TOTALS		7	1	7	4	3	1	5	1.0	5.0	1	0	0	0	0	0	0	0	0	0	0	0	0	0	0	0	0	0

2023 GAME-BY-GAME REGULAR-SEASON STATISTICS (PANTHERS)

DATE	OPPONENT	P/S	TACKLES							INTERCEPTIONS					O. FUMB			ST				MISC		SCORE				
			TK	S	A	SK	YDS	TFL	YDS	QBH	NO	YDS	LG	TD	PD	FF	FR	TD	YDS	TK	S	A	FF		FR	S	A	W/L
09/10	at Falcons																										L	10-24
09/18	Saints																										L	17-20
09/24	at Seahawks																										L	27-37
10/01	Vikings																										L	13-21
10/08	at Lions																										L	24-42
10/15	at Dolphins																										L	21-42
10/29	Texans																										W	15-13
2023 TOTALS			0	0	0	0	0	0	0	0	0	0	0	0	0	0	0	0	0	0	0	0	0	0	0	0	0	1-6

CURRENT PLAYERS



XAVIER WOODS
5'11" // 200
 LOUISIANA TECH
 WEST MONROE, LA.

25

S

EXPERIENCE (YEARS)		BIRTHDATE	ACQUIRED
NFL	PANTHERS	7.26.95	UFA-22 MIN
7	2		

XAVIER WOODS' NFL REGULAR SEASON DEFENSIVE STATISTICS

DATE	TEAM	GP	GS	TACKLES								INTERCEPTIONS				O. FUMB				ST				MISC			
				TK	S	A	TFL	YDS	SK	YDS	QBH	NO	YDS	LG	TD	PD	FF	FR	TD	YDS	TK	S	A	FF	FR	S	A
2017	Cowboys	16	4	40	31	9	1	2	0.0	0.0	4	1	7	7	0	3	0	0	0	6	2	2	0	0	1	0	0
2018	Cowboys	14	14	56	39	17	0	0	0.0	0.0	0	2	15	15	0	9	1	0	0	0	0	0	0	0	0	0	0
2019	Cowboys	15	15	75	51	24	1	3	0.0	0.0	0	2	38	29	0	5	2	1	0	9	2	1	1	0	0	0	0
2020	Cowboys	15	15	72	48	24	2	0	0.0	0.0	2	0	0	0	0	1	0	0	0	0	0	0	0	0	0	0	0
2021	Vikings	17	17	107	71	36	1	1	1.0	3.0	1	3	54	27	0	10	2	0	0	0	1	1	0	0	0	0	0
2022	Panthers	15	15	86	53	33	0	0	0.0	0.0	1	0	0	0	0	6	0	2	0	30	0	0	0	0	0	0	0
2023	Panthers	4	4	19	12	7	0	0	0.0	0.0	0	0	0	0	0	2	0	1	0	5	0	0	0	0	0	0	0
NFL TOTALS		96	84	455	305	150	5	6	1.0	3.0	8	8	114	29	0	36	5	4	0	50	5	4	1	0	1	0	0

2023 GAME-BY-GAME REGULAR-SEASON STATISTICS (PANTHERS)

DATE	OPPONENT	P/S	TACKLES								INTERCEPTIONS				O. FUMB				ST				MISC				
			TK	S	A	SK	YDS	TFL	YDS	QBH	NO	YDS	LG	TD	PD	FF	FR	TD	YDS	TK	S	A	FF	FR	S	A	W/L
09/10	at Falcons	S	2	1	1	0.0	0.0	0	0	0	0	0	0	0	0	0	0	0	0	0	0	0	0	0	0	L	10-24
09/18	Saints	S	8	4	4	0.0	0.0	0	0	0	0	0	0	0	2	0	0	0	0	0	0	0	0	0	0	L	17-20
09/24	at Seahawks	S	1	1	0	0.0	0.0	0	0	0	0	0	0	0	0	0	0	0	0	0	0	0	0	0	0	L	27-37
10/01	Vikings																									L	13-21
10/08	at Lions																									L	24-42
10/15	at Dolphins																									L	21-42
10/29	Texans	S	8	6	2	0.0	0.0	0	0	0	0	0	0	0	0	0	1	0	5	0	0	0	0	0	0	W	15-13
2023 TOTALS		4-4	19	12	7	0.0	0.0	0	0	0	0	0	0	0	2	0	1	0	5	0	0	0	0	0	0	1-6	

CURRENT PLAYERS



DEREK WRIGHT
6'1" // 195
UTAH STATE
STERLING, UTAH

83

WR

EXPERIENCE (YEARS)

NFL	PANTHERS	
1	1	

BIRTHDATE		ACQUIRED
8.13.98		FA-22

DEREK WRIGHT'S NFL REGULAR SEASON RUSHING/RECEIVING STATISTICS

DATE	TEAM	RECEIVING							RUSHING				
		GP	GS	NO.	YDS.	AVG.	LG	TD	NO.	YDS.	AVG.	LG	TD
2022	Panthers	0	0	0	0	0.0	0	0	0	0	0.0	0	0
2023	Panthers	0	0	0	0	0.0	0	0	0	0	0.0	0	0
NFL TOTALS		0	0	0	0	0.0	0	0	0	0	0.0	0	0

2023 GAME-BY-GAME REGULAR-SEASON STATISTICS (PANTHERS)

DATE	OPPONENT	P/S	RECEIVING						RUSHING					W/L	SCORE
			NO.	YDS.	AVG.	LG	TD	NO.	YDS.	AVG.	LG	TD			
09/10	at Falcons													L	10-24
09/18	Saints													L	17-20
09/24	at Seahawks													L	27-37
10/01	Vikings													L	13-21
10/08	at Lions													L	24-42
10/15	at Dolphins													L	21-42
10/29	Texans													W	15-13
2023 TOTALS		0-0	0	0	0.0	0	0	0	0	0	0.0	0	0	0	1-6

CURRENT PLAYERS



BRUCE YOUNG
5'10" // 204
ALABAMA
PASADENA, CALIF.

9

QB

EXPERIENCE (YEARS)		BIRTHDATE	ACQUIRED
NFL	PANTHERS	7.25.01	D1-23
R	R		

BRUCE YOUNG'S NFL REGULAR SEASON PASSING STATISTICS

DATE	TEAM	GP	GS	ATT.	CMP.	PCT.	YDS	AVG.	TD	INT.	LG	SK	LST	RATE
2023	Panthers	6	6	213	137	64.3	1,202	5.6	7	4	40	22	183	82.3
TOTALS		6	6	213	137	64.3	1,202	5.6	7	4	40	22	183	82.3

BRUCE YOUNG'S NFL REGULAR SEASON RUSHING STATISTICS

DATE	TEAM	NO.	YDS.	AVG.	LG	TD
2023	Panthers	12	76	6.3	26	0
TOTALS		12	76	6.3	26	0


BRUCE YOUNG'S NFL REGULAR SEASON PASSING/RUSHING STATISTICS

DATE	TEAM	GP	GS	ATT.	CMP.	PCT.	PASSING							RUSHING					
							YDS	AVG.	TD	INT.	LG	SK	LST	RATE	NO.	YDS.	AVG.	LG	TD
2023	Panthers	6	6	213	137	64.3	1,202	5.6	7	4	40	22	183	82.3	12	76	6.3	26	0
TOTALS		6	6	213	137	64.3	1,202	5.6	7	4	40	22	183	82.3	12	76	6.3	26	0

2023 GAME-BY-GAME REGULAR-SEASON STATISTICS (PANTHERS)

DATE	OPPONENT	P/S	PASSING											RUSHING				SCORE	
			ATT	CMP	YDS	PCT	Y/A	Y/C	TD	INT	LG	SK/YD	RATE	ATT	YDS	LG	TD		W/L
09/10	at Falcons	S	38	20	146	52.6	3.8	7.3	1	2	14	2/19	48.8	3	17	16	0	L	10-24
09/18	Saints	S	33	22	153	66.7	4.6	7.0	1	0	22	4/14	87.1	2	34	26	0	L	17-20
09/24	at Seahawks		ON INACTIVE LIST																
10/01	Vikings	S	32	25	204	78.1	6.4	8.2	0	0	22	5/55	93.2	2	10	6	0	L	13-21
10/08	at Lions	S	41	25	247	61.0	6.0	9.9	3	2	30	1/4	82.1	1	4	4	0	L	24-42
10/15	at Dolphins	S	38	23	217	60.5	5.7	9.4	1	0	27	4/36	85.1	0	0	0	0	L	21-42
10/29	Texans	S	31	22	235	71.0	7.6	10.7	1	0	40	6/55	103.6	4	11	7	0	W	15-13
2023 TOTALS		6-6	213	137	1,202	64.3	5.6	8.8	7	4	40	22/183	82.3	12	76	26	0	1-6	

CURRENT PLAYERS



**CHANDLER
ZAVALA**
6'5" // 325
NORTH CAROLINA STATE
BOYNTON BEACH, FLA.

62
G

EXPERIENCE (YEARS)

NFL	PANTHERS	BIRTHDATE	ACQUIRED
R	R	4.2.99	04-23

CHANDLER ZAVALA'S NFL REGULAR SEASON STATISTICS

DATE	TEAM	GP	GS
2023	Panthers	6	5
NFL TOTALS		6	5

2023 GAME-BY-GAME REGULAR-SEASON STATISTICS (PANTHERS)

DATE	OPPONENT	P/S	W/L	SCORE
09/10	at Falcons	S	L	10-24
09/18	Saints	S	L	17-20
09/24	at Seahawks	S	L	27-37
10/01	Vikings	S	L	13-21
10/08	at Lions	S	L	24-42
10/15	at Dolphins	ON INACTIVE LIST		L 21-42
10/29	Texans	P	W	15-13
2023 TOTALS		6-5	1-6	