

# How To Enter SoFi Stadium on Rams Gamedays



Prior to gameday, please review the [NFL Clear Bag Policy](https://www.nfl.com/allclear) at [nfl.com/allclear](https://www.nfl.com/allclear) and the [prohibited items list](https://www.therams.com/a-z) on [therams.com/a-z](https://www.therams.com/a-z)

## STEP 1

Before reaching your recommended stadium entry, download your mobile tickets and save them to your mobile wallet (if possible).

**NO SCREENSHOTS OR PDF TICKETS ARE ALLOWED**


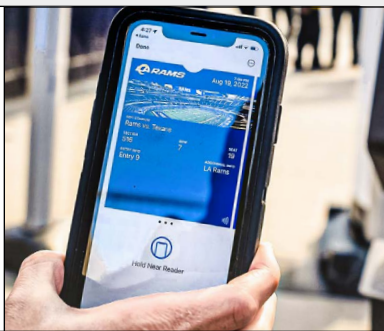
Ticket Saved to Mobile Wallet

**WILL NOT**

have a Barcode




Hold Near Reader



Ticket on Mobile Web or App

**WILL**

have a Rotating Barcode



Screenshots won't get you in.


## STEP 2

To enter the stadium, proceed to the pedestal ticket scanner and either tap the back of your phone if the ticket is in your mobile wallet or scan your barcode if the ticket is on mobile web or app.



**TAP**

Ticket in Mobile Wallet Without Barcode



**SCAN**

Ticket in Mobile Web or App With Barcode

## STEP 3



Once your tickets have scanned and the ticket pedestal light turns green, walk through the Evolv security screening **without removing items from your pockets or bags.**

Stadium staff may request additional screening if any prohibited items are detected.