



SAN FRANCISCO 49ERS MOBILE TICKETING

ACCEPTING TICKETS *via Android*

1. You will receive an email from San Francisco 49ers Levi's® Stadium and will need to click the 'Accept Tickets' button:

It's Time: Accept Your Tickets Now

just sent you 2 Levi's® Stadium tickets.

[Accept Tickets](#)

Accept by Sun • Sep 18, 2022 • 03:05 PM

How to Accept Your Transfer

- 1 | On your smartphone, tap the Accept Tickets button above.
- 2 | Sign in to the [49ers iOS App](#) or [Android App](#) app using your Ticketmaster email and password, or create an account, to accept your tickets.
- 3 | Keep an eye out for a follow-up email with instructions on how to view and save your tickets for the big day.

2. You will be directed to the Account Manager page where you will need to create an account (if you haven't done so already) using the exact email address that the ticket offer was sent to. You can create an account using the 'Sign Up' button at the bottom of the page:

Sign In to Levi's® Stadium

Powered by [ticketmaster](#)

Important Account Update

You can now use the same email and password for both your Levi's® Stadium ticket account and your Ticketmaster account.

Levi's® Stadium ticket holder? Use your existing email to sign in and update your password if prompted.

New here? Use your Ticketmaster email and password.

[Learn More](#)

Email Address

Password

Remember Email [Forgot Password?](#)

By continuing past this page, you agree to the [Terms of Use](#) and understand that information will be used as described in both the [Ticketmaster Privacy Policy](#) and [Levi's® Stadium Privacy Policy](#).

[Sign In](#)

New to Ticketmaster? [Sign Up](#)

If you do not already have a Ticketmaster.com account associated with your Account Manager email address, you will receive the error message pictured to the right and will need to create one in order to continue with the sign-in process.

Once the account is created, you can log in to the Account Manager using your email and new password.

Sign In to Levi's® Stadium

Powered by [ticketmaster](#)

Email Not Found

Sorry, we don't see a Ticketmaster account with that email. Please double-check your entry and try again. Don't have an account? [Sign Up](#)

Email Address

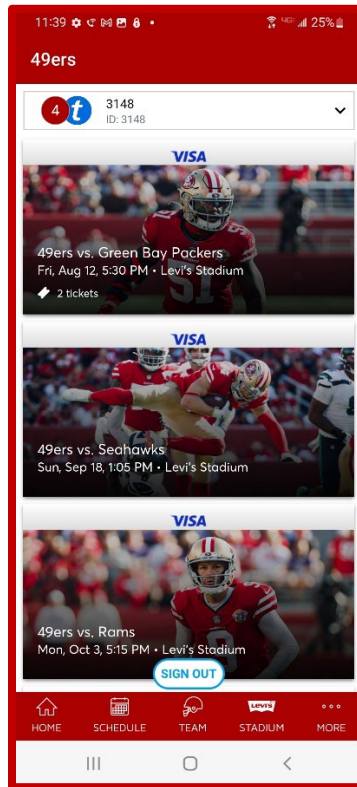
Password

Remember Email [Forgot Password?](#)

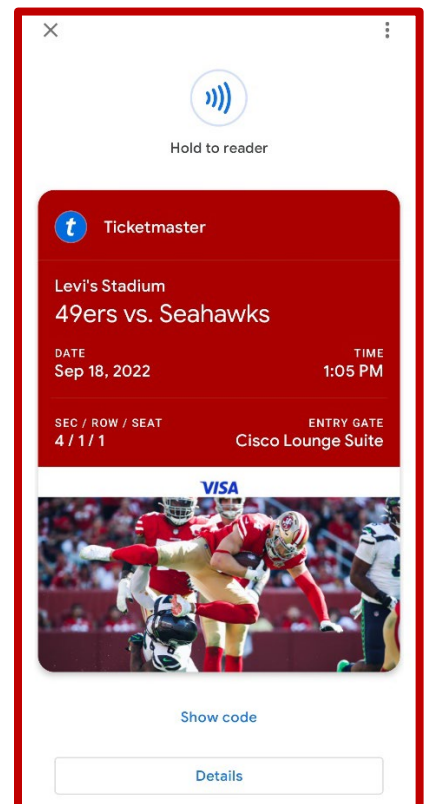
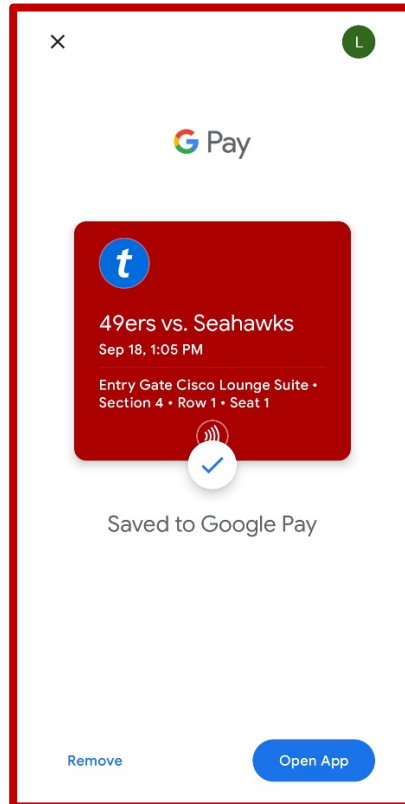
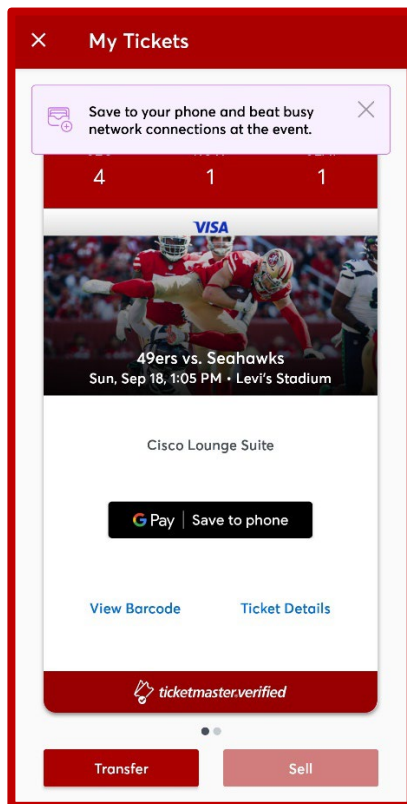
By continuing past this page, you agree to the [Terms of Use](#) and understand that information will be used as described in both the [Ticketmaster Privacy Policy](#) and [Levi's® Stadium Privacy Policy](#).

New to Ticketmaster? [Sign Up](#) [Sign In](#)

3. Immediately upon login, the account will accept the ticket(s) and it will appear in your account:



4. Once the tickets are active, click "Save to phone" for quick access on game day.



The tickets can now be accessed via the 49ers App as well as online through the Account Manager mobile website: www.49ers.com/myaccount. You will continue to use the same login to access tickets.

Please note tickets will show a rotating barcode and screenshots are not valid for entry.