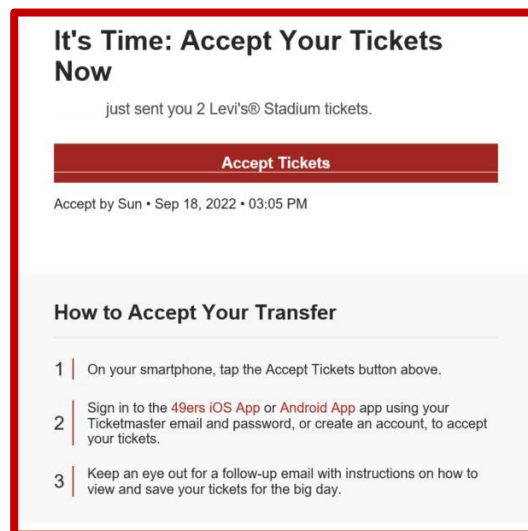




SAN FRANCISCO 49ERS MOBILE TICKETING

ACCEPTING TICKETS *via iPhone*

1. You will receive an email from San Francisco 49ers Levi's® Stadium and will need to click the 'Accept Tickets' button:



2. You will be directed to the Account Manager page where you will need to create an account (if you haven't done so already) using the exact email address that the ticket offer was sent to. You can create an account using the 'Sign Up' button at the bottom of the page:

Sign In to Levi's® Stadium
Powered by **ticketmaster**

Important Account Update
You can now use the same email and password for both your Levi's® Stadium ticket account and your Ticketmaster account.
Levi's® Stadium ticket holder? Use your existing email to sign in and update your password if prompted.
New here? Use your Ticketmaster email and password.
[Learn More](#)

Email Address

Password
 SHOW

Remember Email [Forgot Password?](#)

By continuing past this page, you agree to the [Terms of Use](#) and understand that information will be used as described in both the [Ticketmaster Privacy Policy](#) and [Levi's® Stadium Privacy Policy](#).

[Sign In](#)

New to Ticketmaster? [Sign Up](#)

If you do not already have a Ticketmaster.com account associated with your Account Manager email address, you will receive the error message pictured to the right and will need to create one in order to continue with the sign-in process.

Once the account is created, you can log in to the Account Manager using your email and new password.

Sign In to Levi's® Stadium
Powered by **ticketmaster**

Email Not Found
Sorry, we don't see a Ticketmaster account with that email. Please double-check your entry and try again. Don't have an account? [Sign Up](#)

Email Address

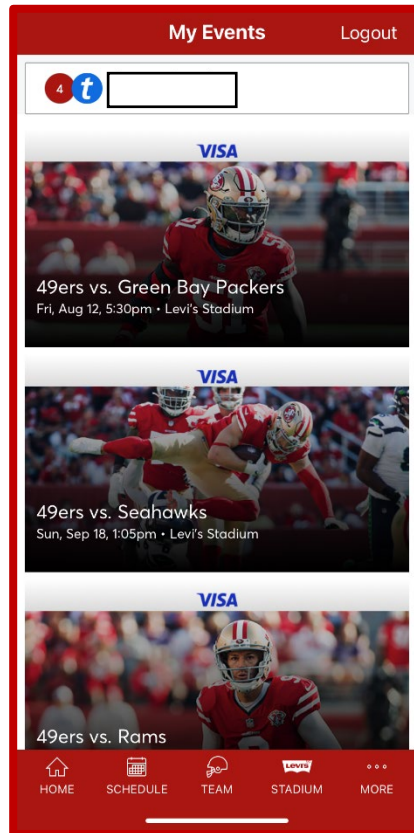
Password
 SHOW

Remember Email [Forgot Password?](#)

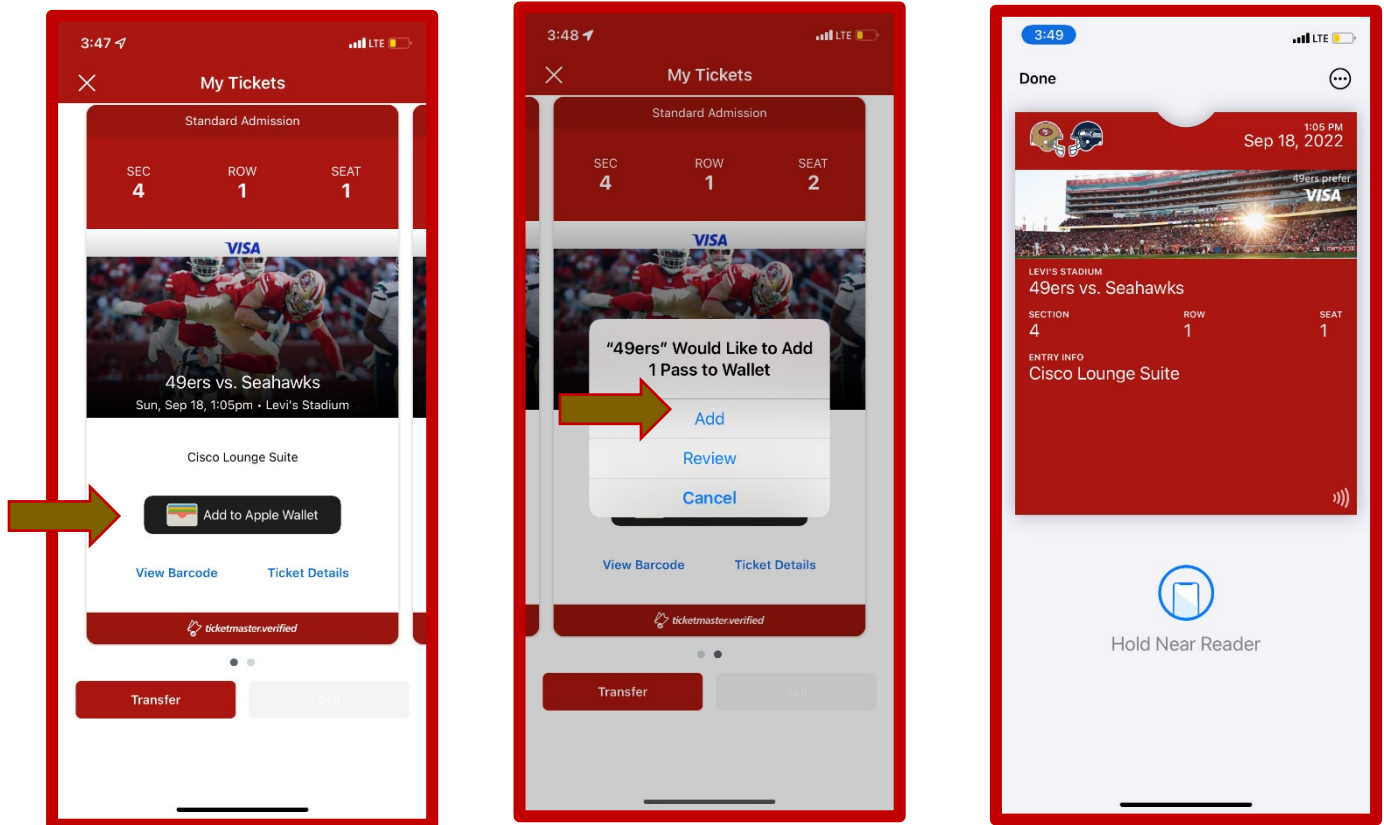
By continuing past this page, you agree to the [Terms of Use](#) and understand that information will be used as described in both the [Ticketmaster Privacy Policy](#) and [Levi's® Stadium Privacy Policy](#).

New to Ticketmaster? [Sign Up](#) [Sign In](#)

3. Immediately upon login, the account will accept the ticket(s) and it will appear in your account:



4. Once the tickets are active, click “Add to Apple Wallet” for quick access on gameday.



The tickets can now be accessed via the 49ers App as well as online through the Account Manager mobile website: www.49ers.com/myaccount. You will continue to use the same login to access tickets.

Please note tickets will show a rotating barcode and screenshots are not valid for entry.