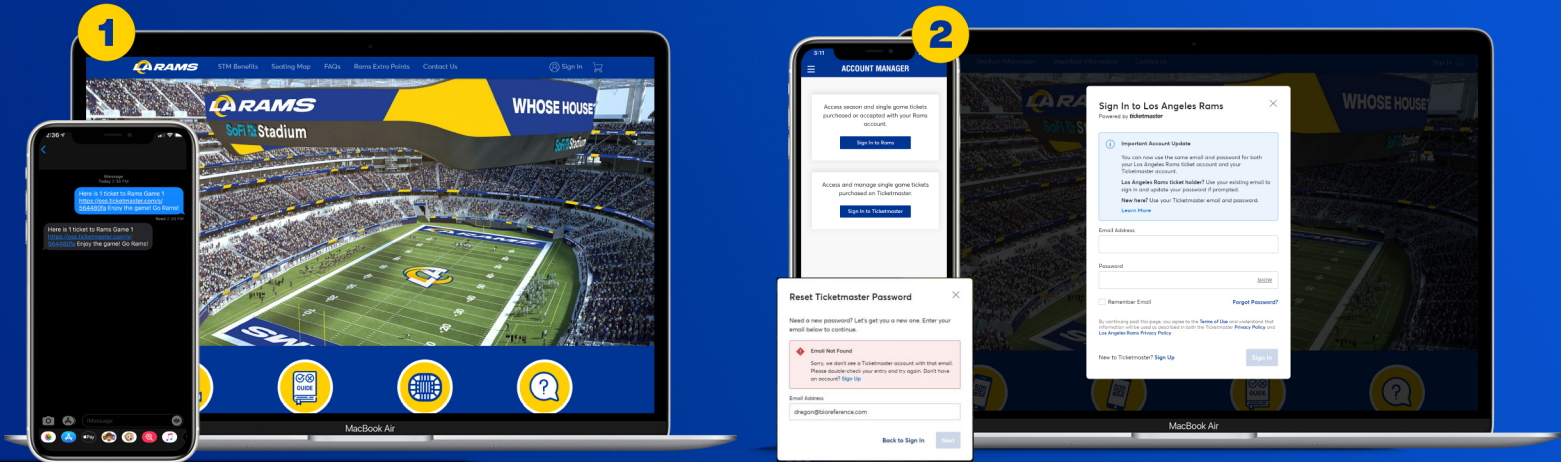


Mobile Ticketing How-To Guide

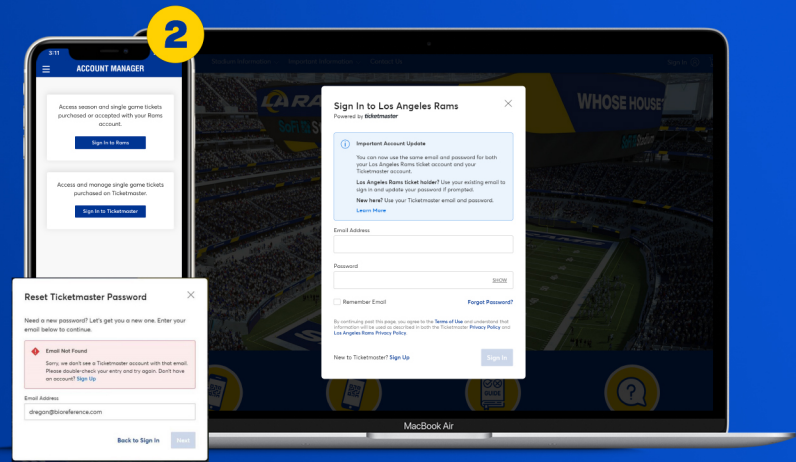
How to Claim Your Ticket

Mobile Tickets Are Required for Rams Home Games.




Select the text message or email your tickets have been transferred to and click on the link


Or visit therams.com/am and select "Sign In"



Enter your email address and password associated with your Rams account, then "Sign In". If this is your first time signing in, select "Forgot Password?" to reset your password. If you receive this message, select "Sign Up" and enter your information. It will create you a Ticketmaster account. Once your information is entered, you'll be able to access your Rams Account Manager.



Once you "Sign In" to your account manager, select "Accept" to accept your tickets



Once you accept your ticket, you can view your ticket on your mobile device for entry on gameday. On mobile, once you accept your ticket, you can save it to your wallet for entry on gameday.

Have Your Barcode Ready When You Get to Your Gate

*Please turn phone brightness up before scanning barcode

We encourage you to download and utilize the Rams mobile app to stay up-to-date with news as well as **CLAIM, VIEW, TRANSFER** or **SELL** your tickets.