

LAS VEGAS RAIDERS

WEEKLY RELEASE

WEEK 18

Sunday, January 9, 2022
5:20 PM (PT)
Allegiant Stadium



9-7



9-7



SOUTHERN NEVADA FORD DEALERS

RAIDERS.COM • @RAIDERS • @RAIDERSPR • NFLONG.COM

Cover	1	Third Down Efficiency Team/Opponents	67
Release	3-33	Fourth Down Efficiency	68
Weekly Release Intro	3	100.0+ Passer Rating	69
Game Release	4-33	Completions by Distance	70
Rosters Divider	34	Yards Gained By Down	71
Rosters	35-44	Big Returns: Kickoff and Punt	72
Roster/Alphabetical	35	Opponent Big Returns: Kickoff and Punt	73
Roster/Numerical	36	Takeaways and Opponent Takeaways	74
Roster/Depth Chart	37	Turnover Breakdown Chart - Team and Opponent	75
Roster/Positional	38	Red Zone Efficiency	76
Roster/How Built	39	Onside Kicks	77
Roster/Game-By-Game Starters & Inactives	40	Blocked Kicks	78
Player Participation	41	Two-Point Conversions	79
Roster/Transactions	42-44	Scoring Breakdown	80
Stats Divider	45	Goal to Go Situations	81
Raiders Statistics	46-89	Goal to Go Situations - Detailed	82
Team Stats	46	Replay Challenges	83
Defensive/Special Teams Stats	47	Team Record When...	84
Game-By-Game Offense	48	The Last Time	85-89
Game-by-Game Defense	49	Updated Player Bios Divider	90
Team Highs And Lows	50	Updated Player Bios	91-151
Individual Single-Game Highs	52	Game Summaries Divider	152
Opponents Individual Highs	54	Game Summaries	153-168
Big Yardage Games	55	Last Week's Game Divider	169
Big Plays of 20+ Yards	57	Last Week's Game	170-213
Opponent Big Plays of 20+ Yards	59	Gamebook	170-186
Longest Drives	60	Last Week's Game Clips	187-213
Drive Charts	61-64	Feature Clips Divider	214
Drive Charts - Opening Drives	65	Feature Clips	215-284
Advances Chart	66		

LAS VEGAS RAIDERS

WEEKLY RELEASE

WEEK 18



9-7

Sunday, January 9, 2022
5:20 PM (PT)
Allegiant Stadium



9-7

SCHEDULE

REGULAR SEASON

Mon., Sept. 13	BALTIMORE RAIDERS*	W, 33-27(OT) 1-0
Sun., Sept. 19	at Pittsburgh Steelers	W, 26-17 2-0
Sun., Sept. 26	MIAMI DOLPHINS	W, 31-28(OT) 3-0
Mon., Oct. 4	at Los Angeles Chargers**	L, 14-28 3-1
Sun., Oct. 10	CHICAGO BEARS	L, 9-20 3-2
Sun., Oct. 17	at Denver Broncos	W, 34-24 4-2
Sun., Oct. 24	PHILADELPHIA EAGLES	W, 33-22 5-2
	BYE WEEK	
Sun., Nov. 7	at New York Giants	L, 16-23 5-3
Sun., Nov. 14	KANSAS CITY CHIEFS***	L, 14-41 5-4
Sun., Nov. 21	CINCINNATI BENGALS	L, 13-32 5-5
Thu., Nov. 25	at Dallas Cowboys****	W, 36-33(OT) 6-5
Sun., Dec. 5	WASHINGTON	L, 15-17 6-6
Sun., Dec. 12	at Kansas City Chiefs	L, 9-48 6-7
Mon., Dec. 20	at Cleveland Browns	W, 16-14 7-7
Sun., Dec. 26	DENVER BRONCOS	W, 17-13 8-7
Sun., Jan. 2	at Indianapolis Colts	W, 23-20 9-7
Sun., Jan. 9	LOS ANGELES CHARGERS***	1:25 p.m. CBS

- * - Monday Night Football on ESPN with simulcast on ABC
- ** - Monday Night Football on ESPN
- *** - Sunday Night Football games in Weeks 5-17 subject to change
- **** - Thanksgiving Day Game on CBS

THE SETTING

Date: Sunday, January 9, 2022
Kickoff: 5:20 p.m. PT
Site: Allegiant Stadium (2020)
Capacity/Surface: 65,000/Natural Bermuda
Regular Season: Raiders lead, 65-56-2
Postseason: Raiders lead, 1-0



BROADCAST INFORMATION

TELEVISION

NBC
Play-by-play: Al Michaels
Color Analyst: Cris Collinsworth
Sideline Reporter: Michele Tafoya
Producer: Fred Gaudelli



NATIONAL RADIO

Westwood One Sports
Play-by-play: Ryan Radtke
Color Analyst: Ross Tucker
Producer: Dave Hagen



RADIO

Raiders Radio Network
Flagship: KOMP 92.3 FM "The Rock Station" and KRLV "Raider Nation Radio 920 AM" via Compass Media Network
Play-by-play: Brent Musburger
Color Analyst: Lincoln Kennedy



SPANISH RADIO

Spanish Flagship: Deportes Vegas 1460 AM (KENO)
Play-by-play: Cristian Echeverria
Color Analyst: Harry Ruiz

RAIDERS MILESTONES

- **QB Derek Carr** passing for 72 yards to set the Raiders single-season franchise record for passing yards, surpassing Rich Gannon's mark of 4,689 yards set in 2002.

---RAIDERS ALL-TIME SINGLE-SEASON PASSING LEADERS---

Rank	Player	Year	Passing Yards
1.	Rich Gannon	2002	4,689
2.	Derek Carr	2021	4,618
3.	Derek Carr	2020	4,103
4.	Derek Carr	2019	4,054
5.	Derek Carr	2018	4,049

- **WR Hunter Renfrow** recording six receptions to break Tim Brown's single-season record of 104 receptions by a wide receiver set in 1997. With nine receptions to set a new franchise record, breaking Darren Waller's mark of 107 receptions set in 2020.

--- MOST RECEPTIONS BY A WR IN CLUB HISTORY ---

Rank	Player	Year	Receptions
1.	Tim Brown	1997	104
2.	Hunter Renfrow	2021	99
3.	Jerry Rice	2002	92
4.	Tim Brown	2001	91
5t.	Tim Brown	1999	90
5t.	Tim Brown	1996	90

- The Raiders are the first team in NFL history to win five games in a season with the winning score coming on the final play per Sportradar.
- The Raiders three overtime wins this season are tied for second-most in a single season in NFL history and are the most by a team since 2017 when the Packers also won three overtime games.

NOTABLE CONNECTIONS

Pro Connections

- Raiders **CB Casey Hayward Jr.** played five seasons with the Chargers (2016-20), where he was named a two-time (2016-17) Pro Bowler and Second-Team All-Pro honoree.
- Raiders **defensive coordinator Gus Bradley** spent four seasons in the same role with the Chargers from 2017-20, where he helped four defensive players earn Pro Bowl honors during that time.
- Raiders **assistant head coach/special teams coordinator Rich Bisaccia** spent two seasons with the Chargers as special teams coordinator in 2011 before adding assistant head coaching duties in 2012.
- Raiders **defensive backs coach Ron Milus** spent eight seasons with the Chargers, serving as secondary coach from 2013-16 and defensive backs coach from 2017-20.
- Raiders **linebackers coach Richard Smith** served in the same capacity with the Chargers for the past four seasons (2017-20).
- Raiders **tight end Jared Cook** spent two seasons with the Raiders (2017-18) and earned his first Pro Bowl selection with the club in 2018 after posting career-best receiving numbers with 68 receptions for 896 yards and six TDs.
- Raiders **special teams assistant Byron Storer** spent two years with the Chargers, coaching as a special teams assistant in 2012 before serving as an assistant linebackers coach in 2013.
- Raiders **assistant defensive backs coach Addison Lynch** spent three seasons with the Chargers, serving as quality control – defense coach from 2018-19 and assistant defensive backs coach in 2020.
- Raiders **defensive quality control coach Ryan Milus** spent two seasons with the Chargers, serving in the Alex G. Spanos Coaching Fellowship in 2019 and as the quality control-defense coach in 2020.
- Raiders **DT Darius Philon** was originally selected by the Chargers in the sixth round (192nd overall) of the 2015 NFL Draft and spent four seasons with the club (2015-18).
- Raiders **S Roderic Teamer** originally signed as an undrafted free agent with the Chargers in 2019 and spent one season with the club.
- Chargers **defensive coordinator Renaldo Hill** played safety for the Raiders in 2005.
- Chargers **run game coordinator/offensive line coach Frank Smith** spent three seasons as the tight ends coach for the Silver and Black from 2018-2020.
- Chargers **secondary coach Derrick Ansley** also entered the NFL coaching ranks with the Raiders, serving as the defensive backs coach in 2018.
- Chargers **offensive coordinator Joe Lombardi** and Raiders **senior offensive assistant John Morton** served on the same coaching staff with the New Orleans Saints in 2016, serving as quarterbacks coach and wide receivers coach, respectively.
- Chargers **passing game coordinator/quarterbacks coach Shane Day** and Raiders **defensive line coach Rod Marinelli** served on the same coaching staff with the Chicago Bears from 2010-11, serving as quarterbacks coach and assistant head coach/defensive coordinator, respectively.
- Chargers **run game coordinator/outside linebackers coach Jay Rodgers** and Raiders **defensive backs coach Ron Milus** served on the same coaching staff with the Denver Broncos from 2011-12, serving as defensive quality control/defensive line coach and secondary coach, respectively.
- Chargers **offensive assistant Dan Shamash** served under current Raiders **defensive coordinator Gus Bradley** with the Jacksonville Jaguars from 2014-16, serving as quality control/defense coach and head coach, respectively.
- Chargers **RB Austin Ekeler** and Raiders **LS Trent Sieg** were teammates at Eaton (Colorado) High School.

WEEKLY MEDIA SCHEDULE

Wednesday, Jan. 5

12:15 p.m. (approx.)..... **Interim Head Coach Rich Bisaccia/ QB Derek Carr** available via Zoom

Thursday, Jan. 6

11:10 a.m. - 11:40 a.m. (approx.)..... Practice open to media;
Videography/photography
limited through stretching and
individual periods only

12:55 p.m. (approx.)..... **Defensive Coordinator Gus Bradley/ Offensive Coordinator Greg Olson**
via Zoom

Friday, Jan. 7

11:05 a.m. - 11:35 a.m. (approx.)..... Practice open to media;
Videography/photography
limited through stretching and
individual periods only

12:25 p.m. (approx.)..... **Interim Head Coach Rich Bisaccia**
via Zoom

Saturday, Jan. 8 No availability

Sunday, Jan. 9 Raiders vs. Chargers at 5:20 p.m.

All times are Pacific and subject to change.

RAIDERS SUPERLATIVES

VS. LOS ANGELES CHARGERS

Team Single-Game Highs/Lows

Total Yards: 553; Sept. 22, 1996

Rushing Yards: 251; Dec. 5, 2010

Passing Yards: 417; Jan. 1, 2012

Fewest Total Yards Allowed: 93; Oct. 5, 1975

Fewest Rushing Yards Allowed: 19; Dec. 22, 2019

Fewest Passing Yards Allowed: -22; Oct. 5, 1975

Points Scored: 51; Oct. 29, 1967

Fewest Points Allowed: 0, five times; last: Sept. 18, 1977

Touchdowns: 7; Oct. 29, 1967

Individual Single-Game Highs

Pass Attempts: 48, Kerry Collins; Oct. 16, 2005

Pass Completions: 35, Rich Gannon; Oct. 20, 2002

Passing Yards: 424, Jeff Hostetler; Oct. 31, 1993

Passing Touchdowns: 5, Marc Wilson; Oct. 21, 1984

Carries: 30, two times; last: Michael Bush; Nov. 10, 2011

Rushing Yards: 157, Michael Bush; Nov. 10, 2011

Rushing Touchdowns: 3, three times; last: Marcus Allen; Oct. 28, 1985

Receptions: 13, Darren McFadden; Sept. 10, 2012

Receiving Yards: 173, Todd Christensen; Nov. 20, 1986

Receiving Touchdowns: 3, three times; last: Jerry Rice; Nov. 18, 2001

INDIVIDUAL LEADERS

RAIDERS

Passing Yards

Derek Carr.....4,618 Justin Herbert.....4,631

Completion Percentage (Min. 30 Attempts)

Derek Carr.....69.2 Justin Herbert.....67.3

Passing Touchdowns

Derek Carr.....21 Justin Herbert.....35

Carries

Josh Jacobs.....191 Austin Ekeler.....190
Peyton Barber.....55 Justin Jackson.....65
Derek Carr.....39 Justin Herbert.....61

Rushing Yards

Josh Jacobs.....740 Austin Ekeler.....847
Peyton Barber.....212 Justin Jackson.....344
Derek Carr.....109 Justin Herbert.....301

Rushing Touchdowns

Josh Jacobs.....8 Austin Ekeler.....11
Peyton Barber.....2 Justin Herbert.....3
Marcus Mariota.....1 Justin Jackson.....2

Receptions

Hunter Renfrow.....99 Keenan Allen.....100
Darren Waller.....53 Mike Williams.....67
Josh Jacobs.....52 Austin Ekeler.....65
Zay Jones.....42 Jared Cook.....44

Receiving Yards

Hunter Renfrow.....1,025 Keenan Allen.....1,086
Darren Waller.....643 Mike Williams.....1,027
Zay Jones.....519 Austin Ekeler.....612
Bryan Edwards.....508 Jared Cook.....484

Receiving Touchdowns

Hunter Renfrow.....7 Mike Williams.....8
Foster Moreau.....3 Austin Ekeler.....7
Bryan Edwards.....3 Keenan Allen.....6
Darren Waller.....2 Jared Cook.....4

Sacks

Yannick Ngakoue.....10.0 Joey Bosa.....9.5
Maxx Crosby.....6.0 Jerry Tillery.....4.5
Quinton Jefferson.....4.0 Uchenna Nwosu.....4.0
Solomon Thomas.....3.5 Kyler Fackrell.....3.0
Darius Philon.....2.0 Justin Jones.....2.0
Malcolm Koonce.....2.0 Derwin James.....2.0

Interceptions

Brandon Facyson.....1 Kyzir White.....2
Tre'von Moehrig.....1 Derwin James.....2
Nate Hobbs.....1 Asante Samuel Jr.....2

Forced Fumbles

Solomon Thomas.....2 Joey Bosa.....6
Quinton Jefferson.....2 Derwin James.....3
Yannick Ngakoue.....2 Uchenna Nwosu.....2

TEAM RANKINGS

OFFENSE

Category	RAIDERS		CHARGERS	
	Stats	Rank	Stats	Rank
Total Offense	364.9	11	387.1	4
Rush Offense	90.2	29	109.3	20
Pass Offense	274.7	6	277.8	4
Points Per Game	21.2	18	27.6	6
Third-Down Off. %	36.5	25	47.3	3
Fourth-Down Off. %	61.1	7	59.3	9t
Red Zone Off. (TD%)	50.9	29	62.0	8

DEFENSE

Category	RAIDERS		CHARGERS	
	Stats	Rank	Stats	Rank
Total Defense	330.8	13	361.0	23
Rush Defense	116.1	21	136.7	30
Pass Defense	214.6	10	224.3	13
Points Per Game	25.4	24	26.5	26t
Third-Down Def. %	41.0	21	49.8	32
Fourth-Down Def. %	68.2	31	28.6	1
Red Zone Def. (TD%)	79.5	32	64.5	25

TEAM

Category	RAIDERS		CHARGERS	
	Stats	Rank	Stats	Rank
Turnover Ratio	-11	28t	+1	15t
Penalties	120	31	106	23t
Penalty Yards	1,066	32	925	24

LAST GAME VS. CHARGERS

October 4, 2021 - Chargers 28, Raiders 14
SoFi Stadium, Inglewood, CA

Team Statistics	RAIDERS	CHARGERS
Total Net Yards.....	213	380
Total Offensive Plays.....	56	75
Net Yards Rushing.....	48	168
Total Rushing Plays.....	18	34
Net Yards Passing.....	165	212
Attempts-Completions-INTs.....	34-21-1	39-25-0
Total First Downs.....	13	25
Touchdowns.....	2	4
Field Goals Made-Attempted.....	0-1	0-0
Third Down Efficiency.....	4-13-30.8%	4-13-30.8%
Fourth Down Efficiency.....	1-3-33.3%	2-3-66.7%
Red Zone Efficiency.....	2-2-100%	4-5-80%
Penalties-Yards.....	7-58	7-105
Time of Possession.....	25:17	34:43

	1	2	3	4	Total
Las Vegas Raiders	0	0	14	0	14
Los Angeles Chargers	7	14	0	7	28

Individual Leaders

Raiders	Chargers
Passing Yards	
Derek Carr.....196	Justin Herbert.....222
Rushing Yards	
Josh Jacobs.....40	Austin Ekeler.....117
Receiving Yards	
Darren Waller.....50	Jared Cook.....70

AFC WEST STANDINGS

Team	W	L	Home	Road	Con.	Div.	PF	PA	Streak	Last 5
Kansas City	11	5	7-2	4-3	6-5	4-1	452	340	L1	4-1
Los Angeles	9	7	5-4	4-3	6-5	3-2	442	424	W1	3-2
Las Vegas	9	7	4-4	5-3	7-4	2-3	339	407	W3	3-2
Denver	7	9	4-4	3-5	3-8	1-4	311	294	L3	1-4

ALL-TIME SERIES

Las Vegas Raiders vs. Los Angeles Chargers

Regular Season: Raiders lead, 65-56-2

Postseason: Raiders lead, 1-0

Raiders at Home: 32-28-1

Raiders on Road: 33-28-1

REGULAR SEASON GAMES SINCE 1995

Date	Location	Winner	Score
09/03/95	Oakland	Raiders	17-7
11/27/95	San Diego	Chargers	12-6
09/22/96	Oakland	Chargers	40-34
10/21/96	San Diego	Raiders	23-14
10/05/97	Oakland	Chargers	25-10
11/16/97	San Diego	Raiders	38-13
10/11/98	Oakland	Raiders	7-6
12/20/98	San Diego	Raiders	17-10
11/14/99	Oakland	Raiders	28-9
12/26/99	San Diego	Chargers	23-20
09/03/00	Oakland	Raiders	9-6
10/29/00	San Diego	Raiders	15-13
11/18/01	Oakland	Raiders	34-24
12/15/01	San Diego	Raiders	13-6
10/20/02	Oakland	Chargers	27-21
12/08/02	San Diego	Raiders	27-7
09/28/03	Oakland	Raiders	34-31
12/28/03	San Diego	Chargers	21-14
10/31/04	San Diego	Chargers	42-14
11/21/04	Oakland	Chargers	23-17
10/16/05	Oakland	Chargers	27-14
12/04/05	San Diego	Chargers	34-10
09/11/06	Oakland	Chargers	27-0
11/26/06	San Diego	Chargers	21-14
10/14/07	San Diego	Chargers	28-14
12/30/07	Oakland	Chargers	30-17
09/28/08	Oakland	Chargers	28-18
12/04/08	San Diego	Chargers	34-7
09/14/09	Oakland	Chargers	24-20
11/01/09	San Diego	Chargers	24-16
10/10/10	Oakland	Raiders	35-27
12/05/10	San Diego	Raiders	28-13
11/10/11	San Diego	Raiders	24-17
01/01/12	Oakland	Chargers	38-26
09/10/12	Oakland	Chargers	22-14
12/30/12	San Diego	Chargers	24-21
10/06/13	Oakland	Raiders	27-17
12/22/13	San Diego	Chargers	26-13
10/12/14	Oakland	Chargers	31-28
11/16/14	San Diego	Chargers	13-6
10/25/15	San Diego	Raiders	37-29
12/24/15	Oakland	Raiders	23-20
10/09/16	Oakland	Raiders	34-31
12/16/16	San Diego	Raiders	19-16
10/15/17	Oakland	Chargers	17-16
12/31/17	Los Angeles	Chargers	30-10
10/07/18	Los Angeles	Chargers	26-10
11/11/18	Oakland	Chargers	20-6
11/07/19	Oakland	Raiders	26-24
12/22/19	Los Angeles	Raiders	24-17
11/08/20	Los Angeles	Raiders	31-26
12/17/20	Las Vegas	Chargers	30-27
10/4/21	Los Angeles	Chargers	28-14



ROSTER BREAKDOWN

Oldest Raider: Richie Incognito, 38 (born 07/05/83)

Youngest Raider: Nate Hobbs, 22 (born 06/24/99)

Most Seasons as a Raider: Derek Carr, 8

Most NFL Seasons: Richie Incognito and DeSean Jackson, 14

Tallest Raider: Kolton Miller and Brandon Parker at 6-foot-8

Shortest Raider: Jalen Richard at 5-foot-8

First-Round Draft Picks: 8

- Johnathan Abram (Oak., 2019) - 27th overall
- Clelin Ferrell (Oak., 2019) - 4th overall
- Josh Jacobs (Oak., 2019) - 24th overall
- Alex Leatherwood (LV, 2020) - 17th overall
- Marcus Mariota (Ten., 2015) - 2nd overall
- Kolton Miller (Oak., 2018) - 15th overall
- Solomon Thomas (SF, 2017) - 3rd overall
- Desmond Trufant (Atl., 2013) - 22nd overall

Pro Bowlers: 12

- Derek Carr (2015-17)
- AJ Cole (2021)
- Maxx Crosby (2021)
- Casey Hayward Jr. (2016-17)
- Richie Incognito (2012, 2015-17)
- DeSean Jackson (2009-10, 2013)
- Josh Jacobs (2021)
- Yannick Ngakoue (2017)
- Denzel Perryman (2021)
- Desmond Trufant (2015)
- Darren Waller (2021)
- K.J. Wright (2016)

COACHING BREAKDOWN

Coach	NFL seasons	Raiders seasons
D'Anthony Batiste	12	4
Edgar Bennett	29	4
Tim Berbenich	19	4
Rich Bisaccia	20	4
Gus Bradley	16	4
Tom Cable	17	8
Cameron Clemmons	2	2
Deuce Gruden	6	4
Nick Holz	10	10
Taver Johnson	3	3
Austin King	6	2
Addison Lynch	4	1
Rod Marinelli	26	2
Ron Milus	22	1
Ryan Milus	3	1
John Morton	19	11
A.J. Neibel	17	9
Greg Olson	20	6
Rick Slate	4	4
Richard Smith	34	1
Travis Smith	10	10
Byron Storer	11	4
Totals	310	99

LAS VEGAS RAIDERS

TOTAL OFFENSE

364.9 11th

PASSING OFFENSE

274.7 6th

RUSHING OFFENSE

90.2 29th

SCORING OFFENSE

21.2 18th

SACKS ALLOWED

37 T-18th

THIRD DOWN OFFENSE

36.5% 25th

RED ZONE OFFENSE

50.9% 29th

GIVEAWAYS

24 T-23rd

TOTAL DEFENSE

330.8 13th

PASSING DEFENSE

214.6 10th

RUSHING DEFENSE

116.1 21st

SCORING DEFENSE

25.4 24th

SACKS

32 T-22nd

THIRD DOWN DEFENSE

41.0% 21st

RED ZONE DEFENSE

79.5% 32nd

TAKEAWAYS

13 31st

LOS ANGELES CHARGERS

TOTAL DEFENSE

23rd 361.0

PASSING DEFENSE

13th 224.3

RUSHING DEFENSE

30th 136.7

SCORING DEFENSE

T-26th 26.5

SACKS

T-22nd 32

THIRD DOWN DEFENSE

32nd 49.8%

RED ZONE DEFENSE

25th 64.5%

TAKEAWAYS

16th 21

TOTAL OFFENSE

4th 387.1

PASSING OFFENSE

4th 277.8

RUSHING OFFENSE

20th 109.3

SCORING OFFENSE

6th 27.6

SACKS ALLOWED

T-8th 28

THIRD DOWN OFFENSE

3rd 47.3%

RED ZONE OFFENSE

8th 62.0%

GIVEAWAYS

T-11th 20

How They Match Up - Statistical Leaders

Category	Raiders	No.	Category	Chargers	No.
Passing Yards	Derek Carr	4,618	Passing Yards	Justin Herbert	4,631
Passer Rating	Derek Carr	94.3	Passer Rating	Justin Herbert	99.5
Completion Percentage	Derek Carr	69.2	Completion Percentage	Justin Herbert	67.3
Rushing Yards	Josh Jacobs	740	Rushing Yards	Austin Ekeler	847
Rushing Touchdowns	Josh Jacobs	8	Rushing Touchdowns	Austin Ekeler	11
Receptions	Hunter Renfrow	99	Receptions	Keenan Allen	100
Receiving Yards	Hunter Renfrow	1,025	Receiving Yards	Keenan Allen	1,086
Receiving Touchdowns	Hunter Renfrow	7	Receiving Touchdowns	Mike Williams	8
Scrimmage Yards	Josh Jacobs	1,076	Scrimmage Yards	Austin Ekeler	1,459
First Downs	Josh Jacobs	51	First Downs	Austin Ekeler	78
Tackles	Denzel Perryman	145	Tackles	Kyzir White	137
Sacks	Yannick Ngakoue	10.0	Sacks	Joey Bosa	9.5
Interceptions	B. Facyson, N. Hobbs and T. Moehrig	1	Interceptions	A. Samuel Jr., K. White and D. James	2
Forced Fumbles	Y. Ngakoue, Q. Jefferson and S. Thomas	2	Forced Fumbles	Joey Bosa	6
Special Teams Tackles	Dallin Leavitt	11	Special Teams Tackles	Nick Niemann	12
Punt Return Avg.	Hunter Renfrow	9.7	Punt Return Avg.	Andre Roberts	6.2
Kick Return Avg.	Jalen Richard	20.6	Kick Return Avg.	Andre Roberts	33.9
Scoring/Non-Kicking	Josh Jacobs	48	Scoring/Non-Kicking	Austin Ekeler	110
Scoring	Daniel Carlson	133	Scoring	Austin Ekeler	110

RICH BISACCIA

Now in his 38th year of coaching, Rich Bisaccia enters his fourth season with the Silver and Black. He was named interim head coach by Raiders owner Mark Davis on Oct. 11, 2021.

Bisaccia's resume includes 19 seasons of experience as a special teams coordinator in the NFL with the Raiders (2018-20), Dallas Cowboys (2013-17), San Diego Chargers (2011-12) and Tampa Bay Buccaneers (2002-10). Bisaccia, now entering his 20th season as an NFL coach, spent the previous five seasons with the Dallas Cowboys as the special teams coordinator before joining the Raiders in 2018, including the last three with the added role of assistant head coach.

In Bisaccia's five seasons with the Cowboys, he helped the team win two NFC East titles (2014 and 2016) and guided a unit that ranked fifth in kickoff return average (24.2) and ranked in the top five in two separate seasons, finishing third in 2017 and fourth in 2013 after inheriting a unit that ranked 29th in 2012.

Before joining the Cowboys, Bisaccia spent two seasons in San Diego with the Chargers as the special teams coordinator in 2011 before adding assistant head coach duties in 2012. Bisaccia guided his unit to an immediate improvement in punting during his first season, as the Chargers went from last in the league in net average (28.7 net yards per punt) in 2010 to 10th in 2011 with a net average of 39.7. During Bisaccia's two years in San Diego, the Chargers ranked sixth in punting average (46.9) over that span.

Bisaccia entered the NFL coaching ranks as a special teams coordinator with the Tampa Bay Buccaneers in 2002. From 2002-10, Bisaccia served in various roles on the Buccaneers coaching staff. Bisaccia was the special teams coordinator from 2002-07 and he added the responsibility of associate head coach and running backs in 2008 before spending 2009-10 as the associate head coach/special teams coordinator.

During his time with the Buccaneers, Bisaccia oversaw one of the best special teams units in the NFL. He helped Tampa Bay win Super Bowl XXXVII in his first season as an NFL coach and guided three players to Pro Bowl honors (P Josh Bidwell, LS Dave Moore and KR Clifton Smith) in addition to 13 NFC Player of the Week awards and four NFC Player of the Month awards.

Prior to joining the Buccaneers, Bisaccia spent 19 seasons coaching at the collegiate level. From 1999-2001, he coached at Mississippi, serving as the running backs coach and special teams coordinator, adding the role of assistant head coach for his last two seasons.

Bisaccia spent five seasons (1994-1998) as the running backs coach, special teams coordinator and recruiting coordinator at Clemson. Over the three-year period from 1995-1997, Clemson had 15 blocked kicks, the most-ever for a three-year span in school history.

Bisaccia spent six seasons at South Carolina from 1988-93, beginning as a graduate assistant for tight ends and wide receivers in 1988. After one season in the graduate assistant role, he was a volunteer assistant for the school for three seasons, first working with defensive ends and special teams (1989-90) followed by tight ends and special teams (1991), while finishing his final two seasons (1992-93) with the school in the role of running backs/special teams coordinator.

Bisaccia began his coaching career in 1983 at Wayne State College (Nebraska), coaching defensive backs and special teams. He switched to the offensive side of the ball in 1984, tutoring quarterbacks and wide receivers for the next four seasons (1984-87).

A native of Yonkers, N.Y., Bisaccia attended Yankton College in South Dakota from 1979-1982 and was a four-year starter at defensive back. He and his wife, Jeanne, have three daughters, Michele, Elizabeth and Maddie, a son, Richie, and five grandchildren, Joel, AnnaJean, Cash, Everett and Ace.

COACHING BACKGROUND

Years	College/Pro Team	Position
1983	Wayne State (Neb.)	Defensive Backs/Special Teams
1984-87	Wayne State (Neb.)	Quarterbacks/Wide Receivers
1988	South Carolina	Graduate Asst.-TEs/WRs
1989-90	South Carolina	Volunteer Asst.-DEs/Special Teams
1991	South Carolina	Volunteer Asst.-TEs/Special Teams
1992-93	South Carolina	Running Backs/Special Teams Coord.
1994-98	Clemson	Running Backs/ Special Teams Coord.
1999	Mississippi	Running Backs/Special Teams Coord.
2000-01	Mississippi	Asst. HC/RBs/Special Teams Coord.
2002-07	Tampa Bay Buccaneers	Special Teams Coord.
2008	Tampa Bay Buccaneers	Assoc. HC/Special Teams/RBs
2009-10	Tampa Bay Buccaneers	Assoc. HC/Special Teams Coord.
2011	San Diego Chargers	Special Teams Coord.
2012	San Diego Chargers	Asst. HC/Special Teams Coord.
2013-14	Dallas Cowboys	Special Teams Coord.
2015-17	Dallas Cowboys	Asst. HC/ Special Teams Coord.
2018-19	Oakland Raiders	Asst. HC/Special Teams Coord.
2020-21	Las Vegas Raiders	Asst. HC/Special Teams Coord.
2021	Las Vegas Raiders	Interim Head Coach

BRANDON STALEY

The Los Angeles Chargers hired Brandon Staley as the 17th head coach in franchise history, becoming the first Bolts head coach with a defensive background in over a decade. Staley served as the defensive coordinator in 2020 for the Los Angeles Rams after spending three seasons as the outside linebackers coach for Denver (2019) and Chicago (2017-18).

Staley has coached four Pro Bowlers, some of the most dominant defensive NFL players in recent memory — Khalil Mack in 2018, Von Miller in 2019 and Aaron Donald and Jalen Ramsey last season. Three of those players (Mack, Donald and Ramsey) were also recognized by The Associated Press as first-team All-Pro selections.

As one of the most progressive defensive minds in football, Staley overhauled a Rams defense to become the best defense in football in 2020. The unit ranked No. 1 in total defense, passing defense and scoring defense while finishing as the third-best rushing defense. The Rams defensive unit improved by more than four points per game in scoring defense from 2019 to post the best single-season average allowed by the team in nearly two decades.

Staley brought innovation on defense from college to the NFL, serving as outside linebackers coach in Chicago (2017-18) and Denver (2019). He served on Vic Fangio's staff in Denver after following the former defensive coordinator from Chicago. The 2019 Broncos defense led the NFL in red zone scoring, allowing a touchdown on just 39.1 percent of red zone drives — the second-lowest allowed by any NFL defense in the last five seasons. In his two years with Chicago, the Bears led the NFL in takeaways (58) while tying for No. 2 with 92 sacks. Staley was part of a staff in 2018 that coached the top-ranked scoring defense in football (17.7 points per game).

Prior to coaching in the NFL, Staley spent three seasons (2013, '15-16) at John Carroll as defensive coordinator/secondary coach and the 2014 season as defensive coordinator/linebackers at James Madison. In his final season as a collegiate coach, Staley earned National Coordinator of the Year honors for Division III by leading the John Carroll unit to rank third in the nation in total defense (218.0 yards per game) and fourth in scoring defense (12.6 points per game).

Before his stints at John Carroll and James Madison, Staley was a graduate assistant in 2012 at Tennessee. Staley held his first coordinator job as associate head coach/defensive coordinator at Hutchinson (Kan.) Community College from 2010-11. Over those two seasons, he helped develop Cordarrelle Patterson, Markus Golden and DeVondre Campbell into NFL Draft picks.

Staley began his coaching career as a graduate assistant at Northern Illinois (2006-08) before coaching the defensive line and special teams in 2009 at St. Thomas. He played quarterback at Dayton, serving as a team captain and was a two-year starter. The Flyers posted a 16-5 record when Staley was the starter from 2003-04. He ended his playing career at Mercyhurst College, playing there in 2005 with his twin brother, Jason. A native of Perry, Ohio, Staley and his wife, Amy, have three sons — Colin, Will and Grant.

COACHING BACKGROUND

Years	College/Pro Team	Position
2006-08	Northern Illinois	Graduate Assistant
2009	University of St. Thomas	Defensive Line/Special Teams
2010-11	Hutchinson (Kan.) CC	Assoc. Head Coach/Def. Coord.
2012	University of Tennessee	Graduate Assistant
2013	John Carroll University	Def. Coord./Secondary
2014	James Madison University	Def. Coord./Linebackers
2015-16	John Carroll University	Def. Coord./Secondary
2017-18	Chicago Bears	Outside Linebackers
2019	Denver Broncos	Outside Linebackers
2020	Los Angeles Rams	Defensive Coordinator
2021	Los Angeles Chargers	Head Coach

WHAT TO WATCH FOR

In Sunday's contest...

QB Derek Carr recording his seventh 300-yard passing game this season, surpassing his career high mark of six set previously in 2015 and 2020.

Carr recording at least two TD passes for the eighth game this season.

Carr recording his fifth game with 350-plus passing yards this season, ranking second-most in the NFL this season.

Carr passing for 72 yards to set the single season franchise record for passing yards, surpassing Rich Gannon's mark of 4,689 yards set in 2002.

Carr completing 41 passes (totaling 2,916 completions in his career) to surpass Matt Ryan for most completions in NFL history through a player's first eight seasons.

K Daniel Carlson recording one field goal to set the all-time single-season record for made field goals (36) in franchise history, breaking a current tie with Jeff Jaeger (35 in 1993).

Carlson scoring 12 points to set the single season franchise record for most points scored (145), surpassing his own record of 144 points set in 2020.

Carlson recording two field goals of 50-plus yards to tie Sebastian Janikowski for most such field goals (seven) in Raiders single-season history.

WR DeSean Jackson recording two touchdowns of 50-plus yards to tie Jerry Rice for most all-time (36) in NFL history.

RB Josh Jacobs recording 45 rushing yards to become just the 13th player in franchise history to record 3,000 career rushing yards. Joined Marcus Allen as the only players in club history with 1,000-plus scrimmage yards in each of first three seasons.

Jacobs recording his eighth game in a row with 60-plus scrimmage yards and third in a row with 80-plus scrimmage yards.

Jacobs recording his ninth 100-yard game of his career, tying Napoleon Kaufman for most 100-yard rushing games by a Raider in his first three seasons.

Jacobs recording two rushing TDs to tie Marcus Allen (nine) for most such multi-TD rushing performances through a player's first three seasons in franchise history.

DE Yannick Ngakoue recording his 14th multi-sack game of his career and fourth multi-sack game this season.

Ngakoue recording his two sacks to tie his career high (12) set in 2017.

LB Denzel Perryman recording his 11th game with at least 10 tackles this season, tied for most in the NFL.

Perryman recording two tackles to surpass Greg Biekert for most total tackles (146) in a single season in franchise history set back in 1998.

WR Hunter Renfrow recording six receptions to break Tim Brown's single-season record of 104 receptions by a wide receiver set in 1997.

Renfrow recording nine receptions to set a new franchise record, breaking Darren Waller's mark of 107 receptions set in 2020.

Renfrow recording one reception to become just the second wide receiver, and third player, in franchise history to record 100-plus receptions and 1,000-plus receiving yards in a single season, joining Tim Brown (1997) and Darren Waller (2020).

TE Darren Waller recording 132 receiving yards to tie Dave Casper (3,294) for the second-most career receiving yards by a tight end in franchise history.

Waller posting at least 12 receptions in one contest to break a tie with Tim Brown (three) for the most such games in Raiders' history.

A WIN WOULD...

...improve the Raiders overall record to 10-7 and clinch a playoff berth for the first time since 2016.

...improve the Raiders record to 66-56-2 in the all-time regular season series against the Chargers.

...improve the Raiders record to 5-4 at Allegiant Stadium this season.

...improve the Raiders record to 20-22 all-time on Sunday Night Football and 5-3 against the Chargers on Sunday Night.

COMMITMENT TO EXCELLENCE

The Raiders — who began play in the American Football League in 1960 — finished their 62nd year of professional football competition, including the last 50 as a member of the National Football League.

In six memorable decades — the 1960s, '70s, '80s, '90s, 2000s and 2010s — the Raiders have been dominant in professional football since Al Davis first pledged in 1963 to build the finest organization in pro sports.

During these decades of dominance, the Raiders have won an AFL championship, four American Football Conference championships, and three world championships of professional football, participated in five Super Bowls, played in 14 championship games, won or tied for 17 division championships, had 22 playoff seasons, finished 36 seasons at .500 or better and played in 44 postseason games.

Pro football's dynamic organization placed first in the AFC West in 2000, 2001 and 2002 despite playing among the toughest schedules in the NFL in each of those seasons. With their appearance in Super Bowl XXXVII, the Raiders became the first NFL team to have had a season end in the Super Bowl in four different decades.

The Raiders are the only team to have been in Super Bowls in the '60s, the '70s, the '80s and the 2000s.

The Silver and Black are the only AFC team — and one of just two NFL teams (Minnesota) — to have a season that advanced to the conference championship game in the '60s, the '70s, the '80s, the '90s and the 2000s.

The Raiders are one of only three original AFL teams to have captured three world championships of professional football with Super Bowl victories. The Raiders are one of only five AFC teams to have won more than one Super Bowl since 1980.

In their five Super Bowl appearances, the Raiders have been led by four head coaches and started four quarterbacks.

With four postseason victories, the Raiders were the first of the AFC West teams to win multiple postseason contests in the new millennium by six years.

Since 1963, when Al Davis first took over the failing Oakland franchise that had struggled to win only nine of 42 league games in the initial three seasons of the new AFL and pledged to build the finest organization in sports, the Raiders have dominated professional football in terms of consistent victory. During the memorable 61 years in Oakland, Los Angeles and now Las Vegas, the Raiders won 481 league games, tied 11 and lost 440.

"Commitment to Excellence" has never been an idle phrase to those who have proudly represented the Raiders organization during the '60s, '70s, '80s, '90s and the new millennium as shown by their domination of pro football.

More than 24 of the great players who proudly wore the Silver and Black, as well as Owner-Leader Al Davis, legendary Head Coach John Madden and trailblazer Head Coach Tom Flores have been enshrined in the Pro Football Hall of Fame. The Raiders have also produced six Coaches of the Year.

In addition, 74 Pro Bowl players have earned 206 Pro Bowl selections representing the Silver and Black. In 1970, as the Raiders began their second decade of play, the merger between the AFL and NFL became a reality on the field. In the 1970 through 2012 period of interconference play, the Raiders compiled a remarkable 92-77-1 record against present National Football Conference rivals.

Another innovation came to professional football in 1970 — "Monday Night Football." The Raiders' domination of this prime-time television series has seen the Silver and Black build a 41-29-1 record in Monday night play. In the 50 years of this series, the Raiders are 18-9-0 in "Monday Night Football" games at home.

Through the decades — the '60s, '70s, '80s, '90s, 2000s and now the 2010s — the Raiders have had the greatest players, the greatest coaches, the greatest plays and participated in the greatest games in the annals of professional sports.

Challengers to Raider domination of professional football will arise as they have in the '60s, '70s, '80s, '90s and the new millennium. The Raider organization will continue to meet these challenges.



SUPER BOWL XI

SUPER BOWL XV

SUPER BOWL XVIII

GENERAL MANAGER MIKE MAYOCK



Mike Mayock was named General Manager of the Raiders on Dec. 31, 2018, becoming just the third general manager in Raiders franchise history. Mayock previously served as an Emmy-nominated analyst and draft expert for the NFL Network and handled color commentary duties in the broadcast booth for both college and NFL games before joining the Silver and Black.

Mayock applied his expertise in player evaluation once again in the 2021 early free agency period, addressing needs on defense by signing defensive end Yannick Ngakoue and defensive tackle Solomon Thomas, while adding dynamic playmakers in wide receiver John Brown and running back Kenyan Drake on offense. Mayock and the Raiders were also able to retain important contributors on the Raiders roster, extending the contracts of tackle Kolton Miller and center Andre James, while re-signing defensive tackle Jonathan Hankins and linebacker Nicholas Morrow.

The 2021 NFL Draft saw the Raiders take a methodical approach that added talent and overall depth to the roster. Headlining the draft haul was Alabama All-American Alex Leatherwood in the first round, a key addition to the offensive line who is expected to start immediately at right tackle for the Silver and Black. The Raiders were then able to execute the first of two draft-day trades, moving up five spots to secure TCU safety Tre'von Moehrig with the 43rd-overall pick, adding a dynamic playmaker to the secondary. Las Vegas continued to stock the defense with back-to-back picks in the third round, selecting pass rusher Malcolm Koonce from Buffalo and linebacker Divine Deablo from Virginia Tech with the No. 79 and No. 80 picks, respectively. Continuing to add athleticism and versatility to the defense, Mayock traded up into the fourth round on the draft's third day to select Missouri safety Tyree Gillespie before nabbing Illinois cornerback Nate Hobbs in the fifth round. Pittsburgh offensive lineman Jimmy Morrissey rounded out the team's selections in the seventh round, concluding a draft in which the Raiders did not pick an offensive skill position player for the first time in franchise history.

Mayock provided his own stamp on the Raiders' roster through free agency in both 2019 and 2020, adding significant talent to increase depth and competition throughout the roster. In 2020, the Raiders signed 12 new unrestricted free agents to address needs on both sides of the ball. The linebacker corps was bolstered with the signings of Nick Kwiatkoski and Cory Littleton, while the additions of future Hall of Fame tight end Jason Witten and quarterback Marcus Mariota provided depth and leadership.

Mayock's second NFL Draft with the Silver and Black in 2020 saw the Raiders add speed, toughness and a desire for competition, identified as key "Raider traits," with seven picks through just four rounds. Without a second-round pick, Mayock used a third-round selection to nab South Carolina wide receiver Bryan Edwards. On the draft's third day, Mayock used a second draft-day trade to move up and select Clemson guard John Simpson, the fifth player plucked from "Death Valley" by the Raiders in two years, before rounding out the class by drafting Louisiana Tech cornerback Amik Robertson later in the fourth round.

In his first NFL Draft at the helm, Mayock used four picks among the top-40 players selected to assemble a group of "foundational" standouts. The Raiders selected defensive lineman Clelin Ferrell from Clemson with the fourth-overall pick before adding Alabama running back Josh Jacobs and Mississippi State safety Johnathan Abram with late first-round selections. Mayock executed two trades on the draft's second day to move back to the 40th-overall spot, selecting Clemson defensive back Trayvon Mullen and netting additional fourth and fifth-round picks. The Raiders were involved in five draft-day trades in total, trading up in the fifth round to pick Clemson wide receiver Hunter Renfrow, helping complete a draft haul that earned plaudits from around the NFL.

In addition, five rookie free agents who signed with the Silver and Black immediately after the draft spent significant time on the active roster during the 2019 season, including fullback Alec Ingold, who was selected as Pro Bowl alternate, and punter A.J. Cole, who placed 33 punts inside the 20-yard line, tied for the third-most in Raiders history.

The Raiders' 2019 rookie class registered as one of the most immediately impactful in team history, producing the PFWA Offensive Rookie of the Year Award winner in Jacobs, while rookie defensive end Maxx Crosby, a fourth-round selection, finished the year as an AP Defensive Rookie of the Year finalist. As a whole, the 2019 draft class led the NFL in sacks (14.5), touchdowns from scrimmage (17), rushing yards (1,167), rushing touchdowns (seven), rushing first downs (60) and yards after catch (676), while finishing second in receptions (107), receiving yards (1,112) and first-down receptions (62).

Prior to assembling talent for the Raiders, Mayock's NFL Draft analysis had been one of the most respected voices among media, NFL front office personnel and team scouting departments. His expertise featured within the NFL Network's extensive coverage of the NFL Draft, including the show "Path To The Draft," as well as the network's exclusive coverage of the NFL Scouting Combine and the Reese's Senior Bowl.

Outside of the studio, Mayock served as the television analyst for the Philadelphia Eagles' preseason games since 2015. He also served as a game analyst for NFL Network's broadcasts of the Senior Bowl and East-West all-star game, as well as preseason analyst for the Minnesota Vikings for several seasons.

In 2010, Mayock became the color commentator for NBC's coverage of Notre Dame football, teaming with play-by-play announcer Tom Hammond. In January 2011, he teamed with Hammond to call NBC's broadcast of the NFC Wild Card playoff game between the New Orleans Saints and the Seattle Seahawks. The following year, he called an AFC Wild Card contest featuring the Cincinnati Bengals and the Houston Texans.

Mayock teamed with Brad Nessler to call the NFL Network's Thursday Night Football package from 2011-2013.

Prior to joining NFL Network, Mayock served as a college football analyst for ABC Sports (2001-03), Fox Sports Net (2000), and CBS Sports (1996-99). He also covered the NCAA Men's Basketball Tournament as a reporter for CBS (1997-99). From 1993-95, Mayock worked on ESPN's coverage of the Canadian Football League.

A 10th-round pick in the 1981 NFL Draft by the Pittsburgh Steelers, Mayock then played for the New York Giants from 1982-83. He is a member of the Boston College Hall of Fame, where he captained both the football and baseball teams. Mayock graduated from Boston College in 1980.

Mayock and his wife Amanda have four children (Leigh, Michael, Mackenzie and Jack).



RECAPPING MAYOCK'S FIRST THREE DRAFTS

2021 DRAFT CLASS

Round	Round Pick	Overall Pick	Position	Player	School
1	17	17	T	Alex Leatherwood	Alabama
2	11	43#	S	Trevon Moehrig	TCU
3	16	79^	DE	Malcolm Koonce	Buffalo
3	17	80	LB	Divine Deablo	Virginia Tech
4	38	143\$	S	Tyree Gillespie	Missouri
5	23	167*	CB	Nate Hobbs	Illinois
7	2	230#	C	Jimmy Morrissey	Pittsburgh

\$ Acquired the 143rd overall selection (**S Tyree Gillespie**) in the 2021 NFL Draft from New York Jets in exchange for 162nd overall selection (**traded to Kansas City - TE Noah Gray**) and 200th overall selection (**DB Brandin Echols**) in the 2021 NFL Draft on May 1, 2021.

Acquired the 43rd overall selection (**S Tre'von Moehrig**) and the 230th overall selection (**C Jimmy Morrissey**) in the 2021 NFL draft from San Francisco in exchange for the 48th overall selection (**OL Aaron Banks**) and 121st overall selection (**traded to Jaguars - LB Jordan Smith**) in the 2021 NFL Draft on April 30, 2021.

* Acquired the 167th overall selection (**CB Nate Hobbs**) in the 2021 NFL Draft from Seattle in exchange for **G Gabe Jackson** on March 20, 2021.

^ Acquired 79th overall selection (**DE Malcolm Koonce**) in the 2021 NFL Draft from Arizona in exchange for **C Rodney Hudson** and the 244th overall selection (**traded to Miami - RB Gerrid Doaks**) in the 2021 NFL Draft on March 19, 2021.

2020 DRAFT CLASS

Round	Round Pick	Overall Pick	Position	Player	School
1	12	12	WR	Henry Ruggs III	Alabama
1	19	19^	CB	Damon Arnette	Ohio State
3	16	80	RB	Lynn Bowden Jr.	Kentucky
3	17	81^	WR	Bryan Edwards	South Carolina
3	36	100+	LB	Tanner Muse	Clemson
4	3	109*	G	John Simpson	Clemson
4	33	139+	CB	Amik Robertson	Louisiana Tech

^ Acquired 19th overall selection (**CB Damon Arnette**) and 81st (**WR Bryan Edwards**) overall selection in the 2020 NFL Draft, in addition to the 24th overall selection (eventually became **RB Josh Jacobs**) and 196th overall selection in the 2019 NFL Draft (later traded to New York Jets, eventually became **CB Blessuan Austin**) from Chicago in exchange for DE Khalil Mack and 2020 43rd (eventually became **TE Cole Kmet**) and 226th (**G Arlington Hambricht**) overall selections on Sept. 1, 2018.

+ Acquired 100th (**LB Tanner Muse**), 139th (**CB Amik Robertson**) and 172nd overall selections in the 2020 NFL Draft from the New England Patriots in exchange for the 91st (originally acquired from Seattle through Houston in exchange for **CB Gareon Conley** on Oct. 20, 2019 and eventually became **TE Devin Asiasi**) and 159th (eventually became **K Justin Rohrwasser**) overall selections.

* Acquired 109th overall selection (**G John Simpson**) in the 2020 NFL Draft from the Detroit Lions in exchange for the 121st (eventually became **G Logan Stenberg**) and 172nd (eventually became **RB Jason Huntley**) overall selections.

2019 DRAFT CLASS

Round	Round Pick	Overall Pick	Position	Player	School
1	4	4	DE	Clelin Ferrell	Clemson
1	24	24^	RB	Josh Jacobs	Alabama
1	27	27%	S	Johnathan Abram	Mississippi State
2	8	40\$	CB	Trayvon Mullen	Clemson
4	4	106	DE	Maxx Crosby	Eastern Michigan
4	27	129%	CB	Isaiah Johnson	Houston
4	35	137&	TE	Foster Moreau	LSU
5	11	149#	WR	Hunter Renfrow	Clemson
7	16	230&	DE	Quinton Bell	Prairie View A&M

^ Acquired 24th overall selection (**RB Josh Jacobs**) and 196th overall selection (later traded to New York Jets), in addition to 2020 first- and third-round selections from Chicago in exchange for **DE Khalil Mack** and 2020 second- and conditional fifth-round selection on Sept. 1, 2018.

% Acquired 27th overall selection (**S Johnathan Abram**) from Dallas in exchange for **WR Amari Cooper** on Oct. 22, 2018.

\$ Acquired 40th overall selection (**CB Trayvon Mullen**) and 158th overall selection from Buffalo in exchange for 38th overall selection (eventually became **T Cody Ford**), acquired from Jacksonville along with 109th overall selection in exchange for 35th overall selection (eventually became **T Jawaan Taylor**), 140th overall selection (eventually became **RB Ryquell Armstead**) and 235th overall selection (eventually became **DT Dontavious Russell**).

% Acquired 129th overall selection (**CB Isaiah Johnson**) and 135th overall selection from Indianapolis in exchange for 109th overall selection (eventually became **S Khari Willis**).

& Acquired 137th overall selection (**TE Foster Moreau**) and 230th overall selection (**DE Quinton Bell**) from Atlanta in exchange for 135th overall selection (eventually became **DE John Charleston**).

Acquired 149th overall selection (**WR Hunter Renfrow**) from Cincinnati in exchange for 158th overall selection (eventually became **CB Michael Jackson**) and 218th overall selection (eventually became **RB Mike Weber**).

KEY ACQUISITIONS

RB KENYAN DRAKE



NFL Exp.: 6
Previous Team: Arizona Cardinals

CAREER:

Career totals include 89 appearances with 39 starts, compiling 758 rushing attempts for 3,384 yards (4.5 avg.) and 29 TDs, while also tallying 199 receptions for 1,535 yards and an additional seven scores...Has returned 40 kickoffs for 945 yards (23.6 avg.), including one returned 96 yards for a TD.

AT A GLANCE:

- On Oct. 17, 2021 became the first Raiders player with a TD catch and a TD run in the same game since RB Darren McFadden did it in Buffalo on Sept. 18, 2011.
- In 2020, registered his third-career season with 1,000-plus scrimmage yards including a team-high 955 rushing yards for the NFL's sixth-ranked offense and seventh-ranked rushing attack in 2020.
- Tallied a career-high 10 rushing TDs and joined QB Kyler Murray (11) to form the first QB/RB duo with 10-plus rushing TDs each in a season, marking just the second time in NFL history the feat has been accomplished.
- In 2019, led the Cardinals in rushing yards (643) and rushing TDs (eight) in eight games after being acquired in a Week 9 trade.
- Scored four rushing TDs against Cleveland on Dec. 15, 2019, becoming the fifth Cardinal to score four-or-more rushing TDs in a game in team history en route to earning FedEx Ground Player of the Week honors.
- Recorded a career-high 53 receptions for 477 yards and five TDs in 2018.
- Scored on a 52-yard double-lateral as time expired in the fourth quarter to give the Dolphins a 34-33 win over the Patriots in what was dubbed "The Miami Miracle" on Dec. 9, 2018.

DT QUINTON JEFFERSON



NFL Exp.: 6
Previous Team: Buffalo Bills

CAREER:

Has appeared in 71 contests and made 44 starts, compiling 127 tackles (66 solo), 14.5 sacks, three forced fumbles, three fumble recoveries and six passes defended...In postseason action, has appeared in six contests between the Seahawks and Bills, totaling nine stops (four) and two sacks.

AT A GLANCE:

- Has registered career highs in tackles (45), sacks (four) and forced fumbles (two) in 2021.
- Played in 16 contests for the second time in his career while making three starts for the Bills in 2020, totaling totaled 23 tackles (14), three sacks, one pass defended, one forced fumble and one fumble recovery.
- Appeared in 39 games over his four seasons with the Seahawks, making 24 starts and totaling 59 tackles, 7.5 sacks, five passes defended and two fumble recoveries from 2016-19.

CB CASEY HAYWARD JR.



NFL Exp.: 10
Previous Team: Los Angeles Chargers

CAREER:

Career totals include 145 appearances with 111 starts over his first 10 seasons in the NFL, recording 414 tackles (348 solo), 23 INTs, including two returned for TDs, 106 passes defended, two forced fumbles and four fumble recoveries...In eight postseason contests with four starts, has tallied 26 stops (22) and four passes defended.

AT A GLANCE:

- Since 2012, ranks sixth in the NFL in passes defended (106) and is tied for 12th in INTs (23).
- Played in 107 consecutive games to mark an NFL record among cornerbacks, while also starting in 70 consecutive contests prior to being inactive in Week 12 of the 2020 season.
- Selected to the Pro Bowl twice (2016-17) and is a two-time second-team All-Pro selection by The Associated Press (2016-17).
- Led the NFL with a career-high seven INTs in 2016, including one returned for a TD, while adding 20 passes defended en route to his first Pro Bowl, a second-team All-Pro honor and garnering AFC Defensive Player of the Month for November.
- As a rookie in 2012, he was named to the All-Rookie Team by the Professional Football Writers of America and garnered Defensive Rookie of the Month honors for October.

WR DeSean Jackson



NFL Exp.: 14
Previous Team: Los Angeles Rams

CAREER:

Has appeared in 175 games with 158 starts over his 14-year career, recording 632 receptions for 11,110 yards with 58 TDs, while adding 72 carries for 463 rushing yards and four TDs...Has also returned 140 punts for 1,315 yards and four TDs...Originally drafted by the Philadelphia Eagles in the second round (49th overall) of the 2008 NFL Draft...The 5-foot-10, 175-pound wide receiver has made stops with the Los Angeles Rams (2021), Philadelphia (2008-13, 19-20), Tampa Bay (2017-18) and Washington (2014-16).

AT A GLANCE:

- A three-time Pro Bowler (2010, 2011, 2014) and 2009 All-Pro.
- Has led the NFL in yards per reception four times in his career - 2018 (18.9), 2016 (17.9), 2014 (20.9) and 2010 (22.5).
- Is 1 of 3 players in Eagles history to register at least three seasons with 1,000-plus receiving yards, while also ranking tied for first with the most punt return TDs (4) in Eagles' franchise history.
- Ranks third in career receiving yards (11,110) among active players.
- Has recorded 46 career receptions of 50-plus yards, the most in the NFL since at least 1991. Randy Moss is second with 43 career 50-plus yard receptions.
- Has registered 34 career touchdowns of 50-plus yards, second-most in NFL history, behind Jerry Rice for most all-time (36).

KEY ACQUISITIONS

DE YANNICK NGAKOUÉ



NFL Exp.: 6
Previous Team: Baltimore Ravens

CAREER:

Career totals include 94 appearances with 86 starts, compiling 173 tackles (145 solo), 55.5 sacks, two INTs including one returned for a TD, 13 passes defended, 20 forced fumbles and three fumble recoveries...Post-season totals include five games played with four starts, totaling four tackles, one sack, one pass defended and one forced fumble including one returned for a TD.

AT A GLANCE:

- Is one of five players since 1982 (when sacks became an official stat) to begin his career with six consecutive eight-plus sack seasons.
- His 20 career forced fumbles since entering league in 2016 are tied with Khalil Mack for fourth-most in NFL during that span.
- In 2020, appeared in 15 contests (six with Min. and nine with Bal.) and made eight starts, totaling 23 tackles, eight sacks, one pass defended and four forced fumbles.
- Started in all 15 games in which he appeared in 2019, amassing a career-high 41 tackles (36) and adding eight sacks, six passes defended, four forced fumbles and one fumble recovery.
- Started in all 16 contests in 2018 and posted the second-most sacks in his career, tallying 9.5 and a team-high 33 quarterback hits.
- Set career highs in 2017 when compiling 12 sacks, a league-high six forced fumbles and two fumbles recoveries en route to his first career Pro Bowl nod.
- His 37.5 career sacks with the Jacksonville Jaguars ranks second in franchise history (2016-19).
- Ranks tied for first in Jaguars history with eight multi-sack contests.
- His eight sacks in 2016 rank as the second-most by a Jaguars' player during their rookie season in franchise history.

LB K.J. WRIGHT



NFL Exp.: 11
Previous Team: Seattle Seahawks

CAREER:

Career totals include 160 contests with 147 starts, totaling 980 tackles (608 solo), 68 tackles for loss, 13.5 sacks, six INTs, 54 passes defended, 11 forced fumbles and nine fumble recoveries...In postseason action, Wright has played in 15 games with 14 starts and tallied 109 tackles (65), two sacks, six tackles for loss, one INT and four passes defended.

AT A GLANCE:

- Since entering the league in 2011, has registered five 100-plus tackle seasons, including a career-best 132 tackles in 2019.
- His 980 tackles rank fifth-most among all active players in the NFL.
- His 54 career passes defended rank tied for fourth-most among all active NFL linebackers.
- His 934 career tackles from 2011-20 ranked third-most in Seahawks' history, while his five seasons of 100-or-more tackles rank as the second-most such seasons in club history.
- Named a Pro Bowler in 2016 after starting all 16 games and recording 126 tackles (72), four sacks and five passes defended.
- In 2013, he helped lead the Seahawks to a victory in Super Bowl XLVIII by recording seven tackles (five) in the championship game.

LB DENZEL PERRYMAN



NFL Exp.: 7
Previous Team: Los Angeles Chargers

CAREER:

Has appeared in 84 games with 66 starts, totaling 487 tackles (338 solo), five sacks, three INTs, nine passes defended, four forced fumbles and three fumble recoveries.

AT A GLANCE:

- Ranks second in the AFC with a career-high 145 tackles and has 10 games with at least 10 tackles this season, tied for second-most in the league.
- In 2016, recorded a team-high 71 tackles for the Chargers while adding two sacks, one INT and two passes defended.

DT SOLOMON THOMAS



NFL Exp.: 5
Previous Team: San Francisco 49ers

CAREER:

Has appeared in 64 contests with 30 starts, totaling 129 tackles (90 solo), 19 tackles for loss, 9.5 sacks, two passes defended, two forced fumbles and one fumble recovery...In three career postseason appearances, has recorded four tackles and one sack.

AT A GLANCE:

- Has registered career highs in sacks (3.5), forced fumbles (two) and passes defended (two), while adding 34 tackles this season.
- In 2019, played in all 16 games for the second time in his career, totaling 21 stops (15) and two sacks during the regular season, while adding four tackles and one sack in three postseason contests en route to helping the 49ers reach Super Bowl LIV.
- Appeared in 14 games and made 12 starts as a rookie in 2017, while registering career highs in tackles (41) and sacks (three).

RAIDERS IN THE COMMUNITY / INTERESTING FACTS

S JOHNATHAN ABRAM

- Teamed up with Health Plan of Nevada to host a night of fun for kids of Big Brothers Big Sisters of Southern NV to pass out free 170 pairs of athletic shoes to promote active and healthy lifestyles.

RB KENYAN DRAKE

- Visited Mexico in 2018 and Brazil in 2019 as a Smile Train ambassador to help create new smiles for children with untreated clefts in the developing world. He also hosted the second annual Smile Train Family Fun Day to raise awareness and funds for the program.
- Started his own clothing line with all proceeds going to Smile Train.
- While growing up in the Atlanta area, Drake often participated in after school programs hosted by Boys and Girls Clubs, and now, he regularly visits local Boys and Girls Clubs to mentor children. During the 2017 season, Drake was named the Week 16 NFLPA Community MVP for providing a night of holiday food and fun for 125 kids at a Boys and Girls Club in Broward County, Fla.

DE CLELIN FERRELL

- Partnered with Levar Stoney, Mayor of City of Richmond, Va., to donate \$100,000 to the Family Crisis Fund and the Eviction Diversion Program in 2020.

CB CASEY HAYWARD JR.

- His nonprofit, Hayward's hands, partnered with United Way of Southern Nevada to provide Thanksgiving meals to over 60 families at Matt Kelley Elementary school in West Las Vegas.

FB ALEC INGOLD

- Nominated by the Raiders for the Walter Payton NFL Man of the Year Award in 2020.
- Partnered with Junior Achievement Southern Nevada to bring 8th-12th grade students a Virtual Money Mini Camp in an attempt at reducing the wage gap by enhancing financial literacy and professional development in underprivileged high schools.
- Partnered with @AdoptUSKids to help raise awareness about the need for more foster and adoptive families for children and youth.
- Is involved with several campaigns including Adoption Month and a Las Vegas television station series which features local children seeking fostering or adoption. Also working with the Clark County Department of Family Services on social media postings to raise awareness for their foster and adoption programs.
- Started a motivational series titled "Mindset Monday" on Instagram.
- Joined Special Olympics athletes from Nevada and California as they participated in "Virtual Fall Sports & Fitness".
- Served and shared nutritious meals with first and second grade students at Jack Dailey Elementary, a Title I school in Las Vegas, highlighting the importance of fueling up for a successful school day.

RB JOSH JACOBS

- Hosted his first annual 'Josh Jacobs Youth Football Camp' in July 2021 with 350 local kids in attendance in Las Vegas.
- Teamed up with FedEx and BlessinBackpack in 2020 to help deliver food to elementary school kids in the Las Vegas area.
- Partnered with Luuf to provide mattresses for youths in homeless shelters, foster care and transitional housing situations. They distributed \$100,000 in youth mattresses in 2020.
- Partnered with Clark County Nevada to provide 42,000 Nevada kindergarten kids with child ID kits in October 2019.

QB MARCUS MARIOTA

- His @MM8Foundation provided 3,000 meals to homeless shelters across Oahu, Hawaii for the holidays and donated 500 pounds of food to the humane society and SPCA to help dogs.
- His Motiv8 foundation helped distribute 1,000 meals a day at Kauluwe-la and Palolo Elementary Schools while schools were shut down due to COVID-19, starting on Monday, March 30 through the end of the school year on May 29.
- In 2016, Mariota launched his Motiv8 Foundation, which serves the communities of Middle Tennessee, Eugene and Honolulu. The Motiv8 Foundation aims to create and support economic and educational programs and athletic activities to provide an alternative outlet for youth of troubled neighborhoods and backgrounds.

TE DARREN WALLER

- Nominated by the Raiders for the Walter Payton NFL Man of the Year Award in 2021.
- Hosted his second annual 'Beyond the Wall' fundraising gala on Sept. 27, 2021 with proceeds from the event benefiting The Darren Waller Foundation and its mission to support youth in avoiding and overcoming addiction to drugs and alcohol.
- Met with the first three recipients of his Against The Wall grant that pays for 30-day intensive inpatient substance abuse treatment for youth addicts.
- Launched the Darren Waller Foundation in March 2020 with the purpose to equip youth to avoid and overcome addiction to drugs and alcohol and support youth and their families during their recovery and treatment journey.
- Partnered with Emergent BioSolutions in a new opioid awareness campaign to shine a spotlight on the overdose crisis. The campaign, called Reverse the Silence, debuted on July 26 and features an unbranded website, plus nationwide television and radio spots that aim to address the stigma surrounding opioid overdoses, which are often accidental.
- Hosted 100 children grades 3-8 from the Las Vegas area for his youth football camp in July of 2021.
- In 2021, Waller headlined 'A Concert to Shine On' brought to life by Darren's passion for music and equipping youth to avoid and overcome addiction to drugs and alcohol. The event included live auction before the concert started.
- Released his second album Wall Street in September of 2019 and in May 2020, released the music video for his song, "Profits", which is the second song to receive a music video from his album — "SHSW".
- His great-grandfather was famed jazz pianist Fats Waller.

TEAM EFFORT

- The organization kicked off 2020 pledging \$500,000 that eliminated school lunch and breakfast debt for all qualifying school districts and charter schools enrolled in the National School Lunch and Breakfast Program in Nevada. Throughout the season the team also launched a voter education and registration platform, and encouraged completion of the 2020 Census to shape Nevada's future.
- The Las Vegas Raiders organization, players and coaches contributed over \$1.35 million worth of financial donations, personal protective equipment and meals to help Southern Nevada in the face of the COVID-19 pandemic. A total of 545,500 meals were provided for the community as a direct result of the team's contributions.
- Las Vegas Raiders organization and Raiders players established a charitable platform called The All For You Crew focused on addressing social injustices by supporting first responders, education and youth programming.

<https://www.raiders.com/community/>

AFC PLAYERS OF THE WEEK

AFC DEFENSIVE PLAYER OF THE WEEK – DE MAXX CROSBY (Week 1)

Stat line: Recorded six tackles (four solo), including two for loss, and two sacks.

●Registered two sacks

oHis two sacks were tied for second-most in the NFL in Week 1.

oHis two sacks were tied for first in the AFC in Week 1.

oBecame just the third Raiders player since 2000 to record at least two sacks in a season opener.

●Recorded six total tackles

oHis six total tackles ranked tied for first in the NFL amongst defensive ends in Week 1.

oHis six total tackles ranked first in the AFC amongst defensive ends in Week 1.

●Recorded two tackles for loss

oHis two tackles for loss were tied for fourth-most in the NFL in Week 1.

oHis two tackles for loss were tied for second-most in the AFC in Week 1.

AFC SPECIAL TEAMS PLAYER OF THE WEEK – K DANIEL CARLSON (Week 2)

Stat line: Was a perfect 4-for-4 on field goals and 2-of-2 on PATs, scoring 14 points. Converted on FG attempts of 33, 41, 45 and 46-yards.

●Made four field goals

oHis four field goals made marked a new single-game career high.

oHis four field goals made were tied for second-most in the NFL in Week 2.

oHis four field goals made were tied for first in the AFC in Week 2.

●Connected on three field goal attempts of 40-or-more yards

oHis three field goals made from 40-49 yards were the most such kicks made in the NFL in Week 2.

●Scored 14 points

oHis 14 points scored marked a new single-game career high

oHis 14 points scored ranked third-most in the NFL in Week 2.

oHis 14 points scored ranked second-most in the AFC in Week 2.

AFC DEFENSIVE PLAYER OF THE WEEK – DE YANNICK NGAKEUE (Week 7)

Stat line: Finished with four tackles (two solo), two tackles for loss, two sacks, two quarterback hits and two passes defended.

●Recorded two sacks

oHis two sacks ranked tied for second in the AFC and tied for third in the NFL in Week 7.

●Recorded two passes defended

oHis two passes defended were the most in the NFL amongst defensive ends in Week 7.

oHis two passes defended marked a new career high.

oWas the only player in the NFL with at least two sacks and two passes defended in Week 7.

AFC SPECIAL TEAMS PLAYER OF THE WEEK – K DANIEL CARLSON (Week 12)

Stat line: Was a perfect 5-for-5 on field goals and 3-of-3 on PATs, scoring 18 points. Connected on a 29-yard game-winning field goal in overtime.

●Converted on five field goals (22, 29, 30, 46 and 56-yards)

oHis five field goals made marked a new single-game career high.

oHis five field goals made were tied for most in the NFL in Week 12.

●Scored 18 points

oHis 18 points scored marked a new single-game career high.

oHis 18 points scored were tied for most in the NFL in Week 12.

●Converted on a 56-yard field goal

oHis 56-yard field goal marked a new career-long.

oHis 56-yard field goal was the longest field goal made in Week 12.

2022 PRO BOWLERS

With the Pro Bowl in Las Vegas this year, three Raiders will be playing at their home stadium, representing the game's best at their positions.

Defensive end **Maxx Crosby**, linebacker **Denzel Perryman** and punter **AJ Cole** have been named 2022 Pro Bowlers, the NFL announced on Monday ahead of the Raiders-Browns game. It's the first Pro Bowl for all three of the players.

Crosby, in his third season as a Raider and first as a team captain, has accumulated six sacks, 48 tackles, four passes defended and a career-high 26 quarterback hits – landing him among the top 10 in the league in QB hits.

Cole is leading the way among punters, averaging a league-high and career-high 50.4 yards per punt. The third-year player has also kicked the fourth-longest punt in the league this season (71 yards) and has placed the sixth-most punts inside the 20-yard line (26).

Now in his seventh season in the league, Perryman is the Raiders' leading tackler with 145 tackles (94 solo), ranking second in the AFC in total tackles and third in the NFL in solo tackles, while his 10 games with at least 10 tackles this season are tied for second-most in the league.

The 2022 Pro Bowl will be played on Sunday, Feb. 6 at noon PT.

WINNING WAYS

The Raiders are among the elite teams in NFL history, ranking among the top teams from 1963-2021 in winning percentage of teams playing at least 500 games. The Raiders rank eighth with a .537 percentage since Al Davis was named head coach and general manager in 1963.

NFL WINNING PERCENTAGE 1963-2021 (MIN. 500 GAMES)

Rank	Team	W	L	T	Pct.
1.	Dallas Cowboys	528	375	3	.585
2.	Pittsburgh Steelers	520	376	10	.580
3t.	Green Bay Packers	502	389	15	.563
3t.	New England Patriots	506	393	7	.563
5.	Minnesota Vikings	497	399	10	.554
6.	Miami Dolphins	475	385	4	.552
7.	Kansas City Chiefs	481	413	12	.538
8.	Las Vegas Raiders	481	414	11	.537
9.	Denver Broncos	481	416	9	.536
10.	Indianapolis Colts	481	419	6	.534

ROAD WARRIORS

The Raiders are among the top-performing road teams in NFL history. The Silver and Black rank fifth since 1963 with a .481 winning percentage in games away from home.

TOP ROAD RECORDS 1963-2021 (MIN. 300 GAMES)

Rank	Team	W	L	T	Pct.
1.	Dallas Cowboys	234	218	1	.518
2.	Indianapolis Colts	222	227	2	.494
3.	New England Patriots	222	229	2	.492
4.	Pittsburgh Steelers	215	232	5	.481
5.	Las Vegas Raiders	214	231	8	.481
6.	San Francisco 49ers	216	234	3	.480
7.	Miami Dolphins	203	229	1	.470
8.	Los Angeles Rams	210	239	5	.468
9.	Green Bay Packers	208	238	7	.467
10.	Minnesota Vikings	206	240	7	.462

TEAM NOTES

CARR AT THE HELM



QB Derek Carr was named the Raiders' starting QB heading into the 2014 season, becoming the first rookie QB in team history to start in Week 1. In 2016, he became the first QB in franchise history to throw for 3,000 yards in each of his first three seasons and led seven fourth-quarter comebacks en route to winning the NFL's Castrol Edge Clutch Performer of the Year award. In 2018, Carr set a new franchise mark for most consecutive pass attempts without an interception (332), while also setting an NFL record for

most completions (1,759) through a player's first five years in the NFL. In 2019, Carr became the first quarterback in franchise history to pass for 4,000 yards in multiple seasons, while also setting a new franchise record for completion percentage (70.4 percent). Through Year 7, Carr became just the 27th player in club history to record 100 starts and holds the franchise record for touchdown passes and passing yards, while setting the NFL record for most fourth quarter comebacks (21) through a player's first seven seasons in the league. In 2020, Carr completed 348-of-517 passes for a career-high 4,103 yards, 7.9 yards per attempt and the second-best passer rating (101.4) in club history...In 2021, became the fourth quarterback ever to pass for at least 3,000 yards in each of his first eight seasons, joining Pro Football Hall of Famer Peyton Manning, Cam Newton and Russell Wilson...He also became the first QB in Raiders history to pass for 30,000 career yards and only the fifth player in NFL history with at least 30,000 career passing yards in their first eight years in the NFL, while joining Peyton Manning as the only players in NFL history with eight seasons with 300 completions in their first eight years in the NFL... Is 1-of-3 quarterbacks to pass for 4,000-plus yards and 20-plus TDs in each of the last three seasons, joining Tom Brady and Patrick Mahomes.

----- DEREK CARR CAREER STATISTICS -----

Year	GP/GS.	W-L	Cmp.	Att.	%	Yards	TDs	INTs	Rtg.
2014	16/16	3-13	348	599	58.1	3,270	21	12	76.6
2015	16/16	7-9	350	573	61.1	3,987	32	13	91.1
2016	15/15	12-3	357	560	63.8	3,937	28	6	96.7
2017	15/15	6-9	323	515	62.7	3,496	22	13	86.4
2018	16/16	4-12	381	553	68.9	4,049	19	10	93.9
2019	16/16	7-9	361	513	70.4	4,054	21	8	100.8
2020	16/16	8-8	348	517	67.3	4,103	27	9	101.4
2021	16/16	9-7	408	590	69.2	4,618	21	14	94.3
Career	126/126	56-70	2,876	4,420	65.1	31,514	191	85	92.4

ALL-TIME TOUCHDOWN LEADER

In just his seventh year and in Week 4 against the Buffalo Bills in 2020, **QB Derek Carr** broke legendary Raiders QB Ken Stabler's record of 150 touchdown passes as a Raider.

----- TOUCHDOWN PASSES AS A RAIDER -----

Rank	Player	Pass TDs
1.	Derek Carr	191
2.	Ken Stabler	150
3.	Daryle Lamonica	148
4.	Rich Gannon	114
5.	Tom Flores	92

MULTI-TD GAMES

In Week 9 against the Los Angeles Chargers in 2020, **QB Derek Carr** surpassed Daryle Lamonica for most games with at least two touchdown passes as a Raider, as he recorded his 47th such game.

----- RAIDERS QBs WITH MULTI-TD PASSES IN A CONTEST -----

Rank	Player	Games
1.	Derek Carr	58
2.	Daryle Lamonica	46
3.	Ken Stabler	42
4.	Rich Gannon	34
5.	Tom Flores	29

AFC OFFENSIVE PLAYER OF THE MONTH

Carr was named Player of the Month for September for the first time in his eight-year NFL career.

Stat line: Completed 88-of-136 passes for 1,203 yards (64.7 percent) with six touchdowns against two interceptions for a passer rating of 101.4.

- His 1,203 passing yards ranked first in the NFL during the month of September.
- Became only the fourth player with at least 1,200 passing yards through his team's first three games of a season in NFL history, joining Ryan Fitzpatrick (2018), Kurt Warner (2,000) and Tom Brady (2011).
- Recorded at least 350 passing yards and two touchdowns in each of his team's first three games of the season.
- His 88 passing completions ranked tied for first in the AFC during the month of September.
- His six passing touchdowns ranked tied for fourth in the AFC during the month of September.
- His 101.4 passer rating ranked fifth in the AFC during the month of September.
- His 52 first down completions ranked tied for first in the AFC during the month of September.

FRANCHISE RECORD

In 2019, he cemented himself as the club's all-time passing yards leader, breaking the record held by Hall of Fame QB Ken Stabler since 1979. Carr became just the 15th quarterback in NFL history to surpass 19,000 passing yards in 80 career games or less, as his 19,196 yards ranked 12th through a player's first 80 career contests. A look below shows the club's top-5 passing leaders in franchise history. He surpassed the 20,000-yard barrier in his 84th game and surpassed 25,000 yards in his 104th game, the 12-fewest games to 25,000 yards in NFL history...He became the first QB in Raiders history to pass for 30,000 career yards and only the fifth player in NFL history with at least 30,000 career passing yards in their first eight years in the NFL...He surpassed the 30,000-yard mark in just his 121st career game, third-fastest to do so behind Matthew Stafford (109 games) and Dan Marino (119 games).

----- PASSING YARDS AS A RAIDER -----

Rank	Player	Passing Yards	Career Games
1.	Derek Carr	31,514	126
2.	Ken Stabler	19,078	130
3.	Rich Gannon	17,585	74
4.	Daryle Lamonica	16,655	95
5.	Jim Plunkett	12,665	70



300-YARD GAMES

Carr has eclipsed the 300-yard mark 31 times so far in his career. The Raiders are 21-10 when Carr reaches the 300-yard milestone, and 4-0 when Carr surpasses the 400-yard barrier. In 2021, Carr tied a career high with six 300-yard passing games, a mark he previously hit in 2015 and 2020.

----- CARR'S 300-YARD PASSING GAMES -----

Date	Opp.	Yards	Cmp./Att.	TDs	Passer Rtg.	Result
10/30/16	at TB	513	40/59	4	117.4	W, 30-24 (OT)
9/30/18	Cle	437	35/58	4	92.4	W, 45-42 (OT)
9/13/21	Bal.	435	34/56	2	89.5	W, 33-27 (OT)
10/19/17	KC	417	29/52	3	101.2	W, 31-30
12/29/19	at Den.	391	29/46	1	97.3	L, 15-16
9/26/21	Mia.	386	26/43	2	95.7	W, 31-28 (OT)
9/19/21	at Pit.	382	28/37	2	126.2	W, 26-17
12/6/20	at NYJ	381	28/47	3	97.9	W, 31-28
11/25/21	at Dal.	373	24/39	1	101.8	W, 36-33 (OT)
1/3/21	at Den.	371	24/38	2	91.0	W, 32-31
9/20/15	Bal.	351	30/46	3	100.9	W, 37-33
10/11/20	at KC	347	22/31	3	126.7	W, 40-32
9/23/18	at Mia.	345	27/39	1	83.8	L, 20-27
10/17/21	at Den.	341	27/18	2	134.4	W, 34-24
12/26/20	Mia.	336	21/34	1	104.5	L, 25-26
11/1/15	NYJ	333	23/36	4	130.9	W, 34-20
11/29/15	at Ten.	330	24/37	3	120.3	W, 24-21
10/26/14	at Cle.	328	34/54	1	86.0	L, 13-23
10/24/21	Phi.	323	31/34	2	113.6	W, 33-22
12/9/18	Pit.	322	25/34	2	122.4	W, 24-21
9/11/16	at NO	319	24/38	1	98.5	W, 35-34
10/9/16	SD	317	25/40	2	93.4	W, 34-31
12/13/20	Ind.	316	31/45	2	85.0	L, 27-44
11/27/16	Car.	315	26/38	2	100.2	W, 35-32
9/27/15	at Cle.	314	20/32	2	115.9	W, 27-20
10/29/17	at Buf.	313	31/49	1	71.2	L, 14-34
10/4/20	Buf.	311	32/44	2	107.3	L, 23-30
9/10/18	LAR	303	29/40	0	62.8	L, 13-33
11/15/15	Min.	302	29/43	2	83.7	L, 14-30
11/8/15	at Pit.	301	24/44	4	96.9	L, 35-38
11/5/17	at Mia.	300	21/30	1	99.3	W, 27-24

3,000 YARDS

Carr is one of just four quarterbacks in NFL history to pass for at least 3,000 yards in each of his first eight seasons in the league.

----- QBs W/ EIGHT 3,000 YARD SEASONS TO START CAREER -----

Player	Team	Years
Derek Carr	Raiders	2014-21
Peyton Manning	Colts	1998-05
Cam Newton	Panthers	2011-18
Russell Wilson	Seahawks	2012-19

4,000 YARDS AND 20 TDs

QB **Derek Carr** became just one of three quarterbacks in the NFL to pass for 4,000-plus yards and 20-plus TDs in each of the last three seasons.

-- 4,000 YARD/20 PASS TD SEASONS IN LAST THREE SEASONS--

Player	Team	Seasons
Derek Carr	Raiders	2019-21
Patrick Mahomes	Chiefs	2019-21
Tom Brady	Patriots/Buccaneers	2019-21

20 TD PASSES

Only six quarterbacks in NFL history have passed for 20 touchdowns in seven of their first eight seasons in the NFL. That list can be found below.

--- SEASONS WITH 20 TD PASSES THROUGH YEAR 8 ---

Rank	Player	Years	Count
1t.	Peyton Manning	1998-05	8
1t.	Dan Marino	1983-90	8
1t.	Russell Wilson	2012-19	8
4t.	Derek Carr	2014-21	7
4t.	Eli Manning	2005-11	7
4t.	Matt Ryan	2009-15	7

THREE-TD GAMES

Though Year 8, Carr has totaled 22 career games with at least three touchdown passes. The Raiders are 15-7 when Carr tosses three touchdowns or more. The chart below shows where Carr ranks in club history.

---- RAIDERS QBs WITH 3-TD PASSES IN A CONTEST ----

Rank	Player	Games
1.	Derek Carr	22
2.	Ken Stabler	20
3.	Daryle Lamonica	19
4.	Rich Gannon	16
5.	Tom Flores	11

---- RAIDERS QBs WITH 300 YARDS AND THREE TD PASSES IN A CONTEST ----

Rank	Player	Games
1t.	Derek Carr	9
1t.	Rich Gannon	9
3.	Daryle Lamonica	6
4t.	Kerry Collins	4
4t.	Marc Wilson	4

CARR'S COMPLETION %

In Week 7, QB **Derek Carr** completed 31 of 34 pass attempts (91.2 percent) for 323 yards and two TDs with one INT for a 113.6 passer rating. At 91.2 percent, his completion mark ranks as the second-highest single-game mark all-time in NFL history in which a quarterback attempted at least 30 passes. He broke his own record for highest single-game completion percentage in franchise history when he completed 29-of-32 pass attempts (90.63 percent) against the Denver Broncos on Sept. 6, 2018.

Carr now has two games in his career with at least 30 attempts and a 90% completion percentage. Every other player in NFL history has combined for one.

Shown below is the complete list of quarterbacks to complete at least 90 percent of their attempts in a single game (min. 30 pass attempts):

----- TOP SINGLE-GAME COMPLETION % (NFL HISTORY)-----

Rank	Player	DATE	CMP/ATT	CMP %
1.	Drew Brees	12/16/19	29/30	96.7
2.	Derek Carr	10/24/21	31/34	91.2
3.	Derek Carr	09/16/18	29/32	90.6

THROWING FOR SIX

Carr has enjoyed one of the most prolific starts to a career in NFL history, especially when it comes to finding the end zone. His 53 TDs rank third-most by any NFL player through his first two seasons, trailing only Dan Marino (68) and Justin Herbert (66). His 191 TDs are 10th-most in the NFL since 2014.

TOUCHDOWN PASSES THROUGH FIRST TWO NFL SEASONS

Rank	Player	Years	TDs
1.	Dan Marino (Mia.)	1983-84	68
2.	Justin Herbert (LAC)	2020-21	66
3.	Derek Carr (Oak.)	2014-15	53
4t.	Peyton Manning (Ind.)	1998-99	52
4t.	Russell Wilson (Sea.)	2012-13	52

TOUCHDOWN PASSES THROUGH FIRST THREE NFL SEASONS

Rank	Player	Years	TDs
1.	Dan Marino (Mia.)	1983-85	98
2.	Andrew Luck (Ind.)	2012-14	86
3.	Peyton Manning (Ind.)	1998-2000	85
4.	Derek Carr (Oak.)	2014-16	81

TOUCHDOWN PASSES THROUGH FIRST FOUR NFL SEASONS

Rank	Player	Years	TDs
1.	Dan Marino (Mia.)	1983-86	142
2.	Patrick Mahomes (KC)	2017-20	114
3.	Peyton Manning (Ind.)	1998-2001	111
4.	Russell Wilson (Sea.)	2012-15	106
5.	Deshaun Watson (Hou.)	2017-20	104
6.	Derek Carr (Oak.)	2014-17	103
7t.	Andrew Luck (Ind.)	2012-15	101
7t.	Josh Allen (Buf.)	2018-21	101

TOUCHDOWN PASSES THROUGH FIRST FIVE NFL SEASONS

Rank	Player	Years	TDs
1.	Dan Marino (Mia.)	1983-87	168
2.	Patrick Mahomes (KC)	2017-21	149
3.	Peyton Manning (Ind.)	1998-2002	138
4.	Andrew Luck (Ind.)	2012-16	132
5.	Russell Wilson (Sea.)	2012-16	127
5t.	Matt Ryan (Atl.)	2008-12	127
7.	Andy Dalton (Cin.)	2011-15	124
8.	Derek Carr (Oak.)	2014-18	122

TOUCHDOWN PASSES THROUGH FIRST SIX NFL SEASONS

Rank	Player	Years	TDs
1.	Dan Marino (Mia.)	1983-87	196
2.	Peyton Manning (Ind.)	1998-2003	167
3.	Russell Wilson (Sea.)	2012-17	161
4.	Matt Ryan (Atl.)	2008-13	153
5.	Patrick Mahomes (KC)	2017-21	149
6.	Brett Favre (GB)	1991-96	147
7.	Derek Carr (Oak.)	2014-19	143

TOUCHDOWN PASSES THROUGH FIRST SEVEN NFL SEASONS

Rank	Player	Years	TDs
1.	Dan Marino (Mia.)	1983-89	220
2.	Peyton Manning (Ind.)	1998-2004	216
3.	Russell Wilson (Sea.)	2012-18	196
4.	Brett Favre (GB)	1991-97	182
5.	Matt Ryan (Atl.)	2008-14	181
6.	Andrew Luck (Ind.)	2012-18	171
7.	Derek Carr (Oak./LV)	2014-20	170

Carr crossed the 100-touchdown barrier just 60 games into his NFL career, the quickest to reach 100 passing scores in Raiders history. By doing so in his first four seasons, Carr joined Dan Marino, Peyton Manning, Andrew Luck, Russell Wilson, Deshaun Watson, Patrick Mahomes and Josh Allen as the only quarterbacks in NFL history to toss 100 touchdowns through their first four seasons in the league.

100 PASSER RATING

Carr has posted passer ratings of at least 100 points in 44 career games (30-14 record) after his performance. With his 33rd such game in Week 1 of 2020, Carr surpassed Raiders legend Ken Stabler for most in franchise history.

----- CARR'S 100-PLUS PASSER RATING GAMES -----

Date	Opp.	Passer Rtg.	Yards	TDs	INTs	Result
12/07/14*	SF	140.2	254	3	0	W, 24-13
10/25/15^	at SD	137.7	289	3	0	W, 37-29
10/28/14	Ind.	136.6	244	3	0	L, 28-42
09/17/17	NYJ	136.6	230	3	0	W, 45-20
11/26/17	Den.	136.3	253	2	0	W, 21-14
10/17/21	Den.	134.4	341	2	0	W, 34-24
11/01/15	NYJ	130.9	333	4	0	W, 34-20
10/11/20	at KC	126.7	347	3	1	W, 40-32
09/19/21	at Pit.	126.2	382	2	0	W, 26-17
10/27/19	at Hou.	125.0	285	3	0	L, 24-27
10/02/16	at Bal.	123.4	199	4	0	W, 28-27
12/02/18	KC	123.2	285	3	0	L, 33-40
12/24/16	Ind.	122.6	228	3	0	W, 33-25
12/09/18	Pit.	122.4	322	2	0	W, 24-21
09/09/19	Den.	121.0	259	1	0	W, 24-16
09/21/20	NO	120.7	282	3	0	W, 34-24
11/29/15	at Ten.	120.3	330	3	0	W, 24-21
11/22/20	KC	119.7	275	3	1	L, 31-35
09/27/20	at NE	119.4	261	2	0	L, 20-36
10/20/19	at GB	119.2	293	2	1	L, 24-42
12/22/19	at LAC	118.2	291	1	0	W, 24-17
10/30/16	at TB	117.4	513	4	0	W, 30-24 (OT)
11/21/16	Hou.	117.0	295	3	1	W, 27-20
11/03/19	Det.	116.2	289	2	0	W, 31-24
09/27/15	at Cle.	115.9	314	2	0	W, 27-20
12/08/19	Ten.	115.2	263	2	0	L, 21-42
09/18/16	Atl.	115.0	299	3	0	L, 28-35
09/16/18	at Den.	114.6	288	1	0	L, 19-20
09/10/17	at Ten.	114.3	262	2	0	W, 26-16
10/24/21	Phi.	113.6	323	2	1	W, 33-22
11/08/20	at LAC	108.1	165	2	0	W, 31-26
10/12/14	SD	107.7	282	4	1	L, 28-31
09/13/20	at Car.	107.5	239	1	0	W, 34-30
10/04/20	Buf.	107.3	311	2	0	L, 23-30
11/17/19	Cin.	105.7	292	1	1	W, 17-10
09/29/19	at Ind.	105.4	189	2	0	W, 31-24
12/26/20	Mia.	104.5	336	1	0	L, 25-26
09/22/19	Min.	103.7	242	2	1	L, 14-34
11/25/21	at Dal.	101.8	373	1	0	W, 36-33 (OT)
10/19/17	KC	101.7	417	3	0	W, 31-30
09/20/15	Bal.	100.9	351	3	1	W, 37-33
11/18/18	Ari.	100.5	192	2	0	W, 23-21
11/27/16	Car.	100.2	315	2	1	W, 35-32
10/01/17	at Den.	100.0	143	1	0	L, 10-16

* 4th highest by first-year player since 1970 AFL-NFL merger

^ 7th highest road rating in franchise history



COMEBACK CARR

Carr has orchestrated 29 game-winning drives in his career. Shown below are the 29 combined drives:

- 17-play, 80-yard TD drive (7:21) vs. Kansas City on Nov. 20, 2014 (9-yard TD to James Jones)
- 9-play, 80-yard TD drive (1:44) vs. Baltimore on Sept. 20, 2015 (12-yard TD to Seth Roberts)
- 9-play, 90-yard TD drive (3:20) at Tennessee on Nov. 29, 2015 (12-yard TD to Seth Roberts)
- 3-play, 11-yard drive (0:16) at Denver on Dec. 13, 2015 (16-yard TD to Mychal Rivera)
- 15-play, 67-yard drive (6:55) in overtime vs. San Diego on Dec. 24, 2015 (31-yard Sebastian Janikowski FG)
- 11-play, 75-yard drive (5:16) at New Orleans on Sept. 11, 2016 (10-yard TD to Seth Roberts and two-point conversion to WR Michael Crabtree)
- 6-play, 66-yard drive (1:24) at Baltimore on Oct. 2, 2016 (23-yard TD to WR Michael Crabtree)
- 5-play, 60-yard drive (1:36) in overtime at Tampa Bay on Oct. 30, 2016 (41-yard TD to Seth Roberts)
- 5-play, 85-yard drive (1:32) vs. Houston on Nov. 21, 2016 (35-yard TD to WR Amari Cooper)
- 12-play, 82-yard drive (3:20) vs. Carolina on Nov. 27, 2016 (23-yard Sebastian Janikowski FG)
- 5-play, 59-yard drive (0:40) vs. Buffalo on Dec. 4, 2016 (37-yard TD to WR Amari Cooper)
- 9-play, 54-yard drive (3:47) at San Diego on Dec. 18, 2016 (44-yard Sebastian Janikowski FG)
- 11-play, 85-yard drive (2:25) vs. KC on Oct. 19, 2017 (2-yard TD to WR Michael Crabtree)
- 11-play, 70-yard drive (3:41) vs. Cle on Sept. 30, 2018 (29-yard Matt McCrane FG)
- 9-play, 63-yard drive (1:53) at Ari. on Nov. 18, 2018 (35-yard Daniel Carlson FG)
- 8-play, 75-yard drive (2:34) vs. Pit. on Dec. 9, 2018 (6-yard TD to TE Derek Carrier)
- 13-play, 97-yard drive (5:52) vs. Chi. on Oct. 6, 2019 (2-yard TD rush by RB Josh Jacobs)
- 7-play, 75-yard drive (3:12) vs. Det. on Nov. 3, 2019 (9-yard TD to WR Hunter Renfrow)
- 10-play, 75-yard drive (3:00) vs. LAC on Nov. 7, 2019 (18-yard TD rush by RB Josh Jacobs)
- 9-play, 75-yard drive (4:08) vs. Car on Sept. 13, 2020 (6-yard TD rush by RB Josh Jacobs)
- 10-play, 45-yard drive (5:16) at KC on Oct. 11, 2020 (43-yard FG by K Daniel Carlson)
- 15-play, 75-yard drive (8:54) at Cle. on Nov. 1, 2020 (4-yard TD to WR Hunter Renfrow)
- 4-play, 61-yard drive (0:30) at NYJ on Dec. 6, 2020 (46-yard TD to WR Henry Ruggs III)
- 7-play, 77-yard drive (1:23) at Den. on Jan. 3, 2021 (1-yard TD rush by Josh Jacobs - Carr to Waller 2-point conversion)
- 2-play, 31-yard drive (3:44) in overtime vs. Bal. on Sept. 13, 2021 (31-yard TD to Zay Jones)
- 8-play, 72-yard drive (2:49) in overtime vs. Mia. on Sept. 26, 2021 (22-yard FG by Daniel Carlson)
- 8-play, 67-yard drive (4:12) in overtime at Dal. on Nov. 25, 2021 (29-yard FG by Daniel Carlson)
- 8-play, 41-yard drive (1:50) at Cle. on Dec. 20, 2021 (48-yard FG by Daniel Carlson)
- 10-play, 60-yard drive (1:56) at Ind. on Jan. 2, 2022 (33-yard FG by Daniel Carlson)

TD-INT RATIO

Through the first eight years of his career, Carr's 2.25 TD-INT ratio (191/85) is sixth-best in NFL history among QBs with 3,000-or-more attempts. Shown below is the elite company Carr has joined with those numbers:

Rank	Player	Team	Ratio
1.	Aaron Rodgers	Green Bay	4.81
2.	Russell Wilson	Seattle	3.36
3.	Tom Brady	NE/TB	3.06
4.	Kirk Cousins	Was./Min.	2.42
5.	Drew Brees	New Orleans	2.35
6.	Derek Carr	Oak./LV	2.25
7.	Steve Young	San Francisco	2.17
7.	Matt Ryan	Atlanta	2.17

PASSER RATING ON DEEP BALLS

Among pass attempts at least 15 yards in the air in 2021, Derek Carr ranks second in completions (68):

----- PASSER RATING -----				
Rank	Player	Comps.	Att.	Rating
1.	Tom Brady	68	147	94.5
2.	Derek Carr	63	128	90.0
3.	Matthew Stafford	58	124	93.8
4.	Josh Allen	55	127	90.6
5t.	Justin Herbert	53	105	101.0
5t.	Kirk Cousins	53	109	107.7
7t.	Jalen Hurts	52	111	87.3
7t.	Joe Burrow	52	99	108.1
9.	Kyler Murray	48	96	113.2
10t.	Aaron Rodgers	45	102	101.6
10t.	Baker Mayfield	45	103	67.7

*Min 20 attempts

LEADING THE CLASS

As a rookie in 2014, Carr led his draft class in completions (348), passing yards (3,270) and touchdowns (21). He has continued to excel compared to both the 2014 draft class. Below is where he ranks among QBs drafted in 2014:

Category	Carr	2014 Class Rank	Carr (2014)	All-time Rookie Rank
Completions	2,876	1st	348	5th
Passing Yds.	31,514	1st	3,270	19th
Passing TDs	191	1st	21	T-8th
QB Rating	92.4	2nd	76.6	19th^

^Minimum 400 attempts



MADD MAXX



DE Maxx Crosby was drafted in the fourth round (106th overall) of the 2019 NFL Draft...Ranked fourth in franchise history for most sacks (17) by a player through his first two seasons...Tied for second in club history with four sacks in a single game...Has been awarded AFC Defensive Player of the Week two times and AFC Special Teams Player of the Week once during his career...In 2020, started all 16 games for the first time in his career, tallying 39 stops (20 solo), a team-high seven sacks, fumble recovery and one pass defended in addition to two blocked kicks on special teams...As a rookie in 2019, posted 46 tackles (35), a career-high 10 sacks, four forced fumbles and four passes defended...Became just the second rookie in franchise history to record 10 sacks in a season...Also became the second player in franchise history to record at least 10 sacks and 15 tackles for loss in a single season...Finished second in the Associated Press Defensive Rookie of the Year voting for his superb campaign...Was named a 2022 Pro Bowler, marking his first career selection.

----- MAXX CROSBY STATS -----

Year	GP	GS	Total	Solo	Asst.	Sacks	Yds.	INTs	PD	FF
2019	16	10	46	35	11	10.0	69.5	0	4	4
2020	16	16	38	17	18	7.0	38.0	0	1	0
2021	16	16	48	30	18	6.0	34.5	0	4	0
Totals	48	42	133	85	48	23.0	142.0	0	9	4

ALL-TIME RAIDERS ROOKIES

As a rookie in 2019, became just the second rookie in franchise history to record 10 sacks in a season

----- RAIDERS ROOKIE SACK LEADERS -----

Rank	Player	Year	Sacks
1.	Greg Townsend	1983	10.5
2.	Maxx Crosby	2019	10.0
3.	Aaron Wallace	1990	9.0
4.	Bill Pickel	1983	6.0
5.	Scott Davis	1988	5.5
6t.	Lamarr Houston	2010	5.0
6t.	Trevor Scott	2008	5.0
8t.	Tony Bryant	1999	4.5
8t.	Clelin Ferrell	2019	4.5
8t.	Sio Moore	2013	4.5

10 SACKS AND 4 FORCED FUMBLES

Became the fifth rookie since at least 2000 to record double-digit sacks and at least four forced fumbles in their rookie campaign. The elite list Crosby joined is found below.

----- ROOKIES W/ 10 SACKS AND 4 FORCED FUMBLES -----

Year	Player	Sacks	Forced Fumbles
2002	Dwight Freeney	13.0	9
2002	Julius Peppers	12.0	5
2003	Terrell Suggs	12.0	6
2006	Mark Anderson	12.0	4
2019	Maxx Crosby	10.0	4

YEAR 3 TOTALS

A look below shows where Crosby's sacks rank in franchise history through his first 48 games as a Raider:

----- RAIDERS SACK LEADERS THROUGH FIRST 48 CAREER GAMES-----

Rank	Player	Years	Sacks
1.	Anthony Smith	1991-93	36.0
2.	Bill Pickel	1983-85	31.0
3.	Khalil Mack	2014-16	30.0
4.	Greg Townsend	1983-85	27.5
5.	Sean Jones	1984-86	25.0
6.	Rod Coleman	1999-02	24.0
7t.	Maxx Crosby	2019-21	23.0
7t.	Darrell Russell	1997-99	23.0
9t.	Chester McGlockton	1992-95	22.5
9t.	Howie Long	1981-83	22.5

SINGLE-GAME SACKS

Crosby earned AFC Defensive Player of the Week honors in Week 11 of 2019 after recording a Raiders rookie record four sacks, a mark that is tied for second-most in NFL history among rookies.

----- RAIDERS SINGLE-GAME SACK LEADERS -----

Rank	Player	Year	SACKS
1t.	Howie Long	1983	5.0
1t.	Khalil Mack	2015	5.0
3t.	Maxx Crosby	2019	4.0
3t.	Anthony Smith	1992	4.0
3t.	Anthony Smith	1993	4.0
3t.	Kameron Wimbley	2011	4.0
7t.	Howie Long	1982	3.5
7t.	Bill Pickel	1984	3.5
7t.	Greg Townsend	1989	3.5
10t.	Maxx Crosby	2021	3.0

----- NFL ROOKIE SINGLE-GAME SACK LEADERS -----

Rank	Player	Year	SACKS
1.	Leslie O'Neil	1986	5.0
2t.	Maxx Crosby	2019	4.0
2t.	Cornelius Bennett	1987	4.0
2t.	Brian Orakpo	2009	4.0
5t.	Sean McInerney	1987	3.5
5t.	Kendall Reyes	2012	3.5
5t.	Jason Jones	2008	3.5

----- RAIDERS ROOKIE SINGLE-GAME SACK LEADERS -----

Rank	Player	Year	SACKS
1.	Maxx Crosby	2019	4.0
2.	Greg Townsend	1983	3.0
3.	Clelin Ferrell	2019	2.5

2019 ROOKIE SACK LEADERS

Crosby finished the season as only the second defender in franchise history to record double-digit sacks as a rookie. He finished second in the NFL among rookies with 10 sacks on the season.

----- 2019 ROOKIE SACK LEADERS -----

Rank	Player	Team	SACKS
1.	Josh Allen	Jaguars	10.5
2.	Maxx Crosby	Raiders	10.0
3.	Nick Bosa	49ers	9.0
4.	Brian Burns	Panthers	7.5
5.	Montez Sweat	Redskins	7.0
6.	Chase Winovich	Patriots	5.5
7.	Ed Oliver	Bills	5.0
8t.	Clelin Ferrell	Raiders	4.5
8t.	Oshane Ximines	Giants	4.5
10t.	Sam Eguavoen	Dolphins	3.5
10t.	Dre'Mont Jones	Broncos	3.5

AFC DEFENSIVE PLAYER OF THE WEEK

Crosby earned his second career AFC Defensive Player of the Week Award in Week 1 of 2021 after posting the stats below:

Week 1 of 2021

Stat line: Recorded six tackles (four solo), including two for loss, and two sacks.

●Registered two sacks

- oHis two sacks tied for second-most in the NFL in Week 1.
- oHis two sacks tied for first in the AFC in Week 1.
- oHis two sacks tied for the second-most in a single-game in his career.
- oBecame just the third Raiders player since 2000 to record at least two sacks in a season opener.

●Recorded six total tackles

- oHis six total tackles tied for first in the NFL amongst defensive ends in Week 1.
- oHis six total tackles rank first in the AFC amongst defensive ends in Week 1.

●Recorded two tackles for loss

- oHis two tackles for loss tied for fourth-most in the NFL in Week 1.
- oHis two tackles for loss tied for second-most in the AFC in Week 1.

Crosby earned his first award as a rookie in 2019 after setting a Raiders rookie record in Week 11 with four sacks in the contest against the Cincinnati Bengals. He became the second rookie player in franchise history (Phillip Buchanon - 2002) to earn AFC Defensive Player of the Week Honors and the first Raider to win the award since 2016.

Week 11 of 2019

Stat line: Posted five tackles (four solo), including three for loss, four sacks and one forced fumble.

● Recorded four sacks.

- o Crosby's four sacks in Week 11 were tied for second-most by a rookie in NFL history.
- o Crosby is just the fourth rookie in NFL history to record four sacks in a game and the first to do so since Brian Orakpo in 2009.

● Recorded three sacks in the fourth quarter in Week 11.

AFC SPECIAL TEAMS PLAYER OF THE WEEK

After posting another seven sacks on defense in 2020, **DE Maxx Crosby** made his mark on the special teams unit, earning Special Teams Player of the Week honors for the first time in his career after blocking two kicks in the team's season finale.

Week 17 of 2020

● Recorded two blocked FGs.

- oWith nine seconds remaining in the contest and leading by just one point, Crosby blocked what would have been a game-winning 63-yard FG attempt by Denver Broncos K Brandon McManus.
- o His two blocked kicks were the most in the NFL in Week 17.
- o Two blocked FGs were tied for the most in a game this season.

● Was one of two players to record two blocked kicks in a single game in 2020.

- o His two blocked kicks mark just the 14th time since at least 2000 that a player has recorded two in a single game.
- o His two blocked kicks are tied for the most by a player in a single game since at least 2000.

● It marked just the second time since 2015 that a player has blocked two kicks in a single game.

- o Is the second Raiders player since at least 2000 to record two blocked kicks in a single game, joining Richard Seymour (2011).



4TH-ROUND GEM

Crosby became just the fourth player in franchise history who was drafted by the club in the fourth round or later to record double-digit sacks in a single season, joining Greg Townsend, Rod Martin and Rod Coleman.

Shown below are the best rookie single-season sack marks by players who have been drafted in the fourth round or later in NFL history.

----- ROOKIE SINGLE-SEASON SACK LEADERS DRAFTED IN FOURTH ROUND OR LATER IN NFL HISTORY -----

Rank	Player	Team (Year)	Sacks
1.	Charlie Clemons	Saints (2001)	13.5
2.	Reggie White	Eagles (1985)	13.0
3t.	Charles Haley	49ers (1986)	12.0
3t.	Mark Anderson	Bears (2006)	12.0
5.	Greg Townsend	Raiders (2006)	10.5
6t.	Maxx Crosby	Raiders (2019)	10.0

4TH QUARTER SACKS

Crosby turned it on in the fourth quarter during his rookie campaign, finishing with the second-most sacks in the NFL during the final frame of play amongst his rookie peers in 2019.

Shown below are the player's with the most fourth quarter sacks in their rookie season in NFL history.

----- 4TH QUARTER SACKS IN ROOKIE SEASON IN NFL HISTORY -----

Rank	Player	Team (Year)	Sacks
1.	Aldon Smith	49ers (2011)	8.5
2.	Mark Anderson	Bears (2006)	6.5
3t.	Dwight Freeney	Colts (2002)	6.0
3t.	Kevin Williams	Vikings (2003)	6.0
5.	Bradley Chubb	Broncos (2018)	5.5
6t.	Brian Burns	Panthers (2019)	5.0
6t.	Mark Word	Browns (2002)	5.0
8.	Von Miller	Broncos (2011)	4.5
9t.	Maxx Crosby	Raiders (2019)	4.0

JOSH JACOBS



With the 24th overall selection in the 2019 NFL Draft, the Raiders selected **RB Josh Jacobs** to be their bell-cow back out of the University of Alabama. Jacobs made his rookie debut on Monday Night Football at home against the Denver Broncos. With 23 carries for 85 yards and two rushing scores, while adding one reception for 28 yards, Jacobs became the first player since RB LaDainian Tomlinson (2001) to tally two rushing TDs and 100 yards from scrimmage in his rookie debut. Jacobs also became the first player in franchise history to score two rushing TDs in his NFL debut. Since then, Jacobs took the NFL by storm, becoming the first rookie in franchise history to earn two NFL Offensive Rookie of the Month honors (October and November), while racking up five 100-yard performances and also breaking RB Marcus Allen's franchise rookie rushing record set in 1982 for total rushing yards and 100-yard contests. Jacobs also became the 21st player in NFL history with 1,000 rushing yards through his first 12 career contests. In Week 1 of 2020, he picked up right where he left off as a rookie, becoming the first player in Raiders history to score three times on the ground in a season opener. Jacobs finished 2020 appearing in 15 games and setting career highs in rush attempts (273) and touchdowns (12). His 12 scores on the ground tied for third-most in Raiders single-season history. In 2021, become the franchise's leader in rushing yards (2,955) through a player's first three seasons, surpassing Hall of Famer Marcus Allen's 2,879 yards.

----- JOSH JACOBS' STATS -----

Year	Team	GP	GS	Att.	Yds.	Avg.	Lg.	TD
2019	Oakland	13	13	242	1,150	4.8	51	7
2020	Las Vegas	15	15	273	1,065	3.9	28t	12
2021	Las Vegas	14	13	191	740	3.9	21	8
Totals		42	41	706	2,955	4.2	51	27

2020 NFL RUSHING LEADERS

RB Josh Jacobs rushed for 93 yards on the ground in Week 1 against the Carolina Panthers on 25 carries and added three TDs. He became the first player in Raiders history to record three rushing TDs in a Week one contest. Additionally, Jacobs became just the second player in NFL history to notch at least two rushing TDs in Week 1 of his first and second year in the NFL. Jacobs finished ranked eighth in the NFL in rushing yards in 2020 and tied for fourth in rushing touchdowns.

----- 2020 RUSHING LEADERS -----

Rank	Player	Team	Rushing Yards
1.	Derrick Henry	Titans	2,027
2.	Dalvin Cook	Vikings	1,557
3.	Jonathan Taylor	Colts	1,169
4.	Aaron Jones	Packers	1,104
5t.	James Robinson	Jaguars	1,070
5t.	David Montgomery	Bears	1,070
7.	Nick Chubb	Browns	1,067
8.	Josh Jacobs	Raiders	1,065
9.	Lamar Jackson	Ravens	1,005
10.	Melvin Gordon	Broncos	986

----- 2020 RUSHING TOUCHDOWN LEADERS -----

Rank	Player	Team	Rushing TDs
1.	Derrick Henry	Titans	17
2t.	Dalvin Cook	Vikings	16
2t.	Alvin Kamara	Saints	16
4t.	Josh Jacobs	Raiders	12
4t.	Cam Newton	Patriots	12
4t.	Nick Chubb	Browns	12
7t.	Kyler Murray	Cardinals	11
7t.	Antonio Gibson	Washington	11
7t.	Jonathan Taylor	Colts	11

100-YARD GAMES

Just 42 games into **RB Josh Jacobs** career he has tallied eight contests with at least 100 yards on the ground. As a rookie in 2019, Jacobs recorded the most 100-yard contests (five) by a first-year player in franchise history and set the rookie rushing record previously held by Marcus Allen. His eight 100-yard games trail only Napoleon Kaufman (nine times) for most 100-yard rushing games by a Raider in his first three seasons. A look below highlights each of Jacob's 100-yard performances.

----- JACOB'S 100-YARD RUSHING GAMES -----

Date	Opp.	Yards	Carries	Avg.	TDs	Result
12/26/21	Den.	129	27	4.8	0	W, 17-13
11/01/20	Cle.	129	31	4.2	0	W, 16-6
10/20/10	at GB	124	21	5.9	0	L, 24-42
10/06/19	Chi. (Lon.)	123	26	4.7	2	W, 24-21
11/03/19	Det.	120	28	4.3	2	W, 31-24
11/17/19	Cin.	112	23	4.9	0	W, 17-10
11/15/20	Den.	112	21	5.3	2	W, 37-12
12/01/19	at KC	104	17	6.1	0	L, 9-40

CARRYING THE LOAD

In Week 8 against the Cleveland Browns in 2020, **RB Josh Jacobs** carried the a career-high 31 times for a career-high 128 yards in the 16-6 victory. It marked the first time since Dec. 16, 2012 (Darren McFadden) that a Raiders running back recorded at least 30 rushing attempts in a single game, as his 31 carries are also tied for the second-most by a running back this year with Tennessee Titans RB Derrick Henry. A look below shows where Jacobs' 31 carries rank in Raiders history.

--- MOST SINGLE-GAME CARRIES IN FRANCHISE HISTORY ---

Rank	Player	Year	Carries
1.	Mark van Eeghen	1977	36
2t.	Marcus Allen	1987	33
2t.	Justin Fargas	2007	33
4.	Tyrone Wheatley	2003	32
5t.	Josh Jacobs	2020	31
5t.	Clem Daniels	1963	31
5t.	Marcus Allen	1985	31
5t.	Mark van Eeghen	1977	31
5t.	Napoleon Kaufman	1998	31

--- MOST SINGLE-GAME CARRIES IN 2020 ---

Rank	Player (Week)	Team	Carries
1.	Derrick Henry (17)	Titans	34
2t.	Dalvin Cook (13)	Vikings	32
2t.	David Montgomery (15)	Bears	32
4t.	Josh Jacobs (8)	Raiders	31
4t.	Derrick Henry (1)	Titans	31
6t.	Dalvin Cook (8)	Vikings	30
6t.	Jonathan Taylor (17)	Colts	30
6t.	Dalvin Cook (10)	Vikings	30
9.	Cam Akers (14)	Rams	29
10.	Derrick Henry (11)	Titans	28
11t.	Dalvin Cook (2)	Vikings	27
11t.	Josh Jacobs (2)	Raiders	27
11t.	Derrick Henry (12)	Titans	27
11t.	Dalvin Cook (11)	Vikings	27

--- MOST CARRIES IN 2020 ---

Rank	Player	Team	Carries
1.	Derrick Henry	Titans	378
2.	Dalvin Cook	Vikings	312
3.	Josh Jacobs	Raiders	273
4.	David Montgomery	Bears	247
5.	Ezekiel Elliot	Cowboys	244
6.	James Robinson	Jaguars	240
7.	Kenyan Drake	Cardinals	239
8.	Jonathan Taylor	Colts	232
9.	Melvin Gordon	Broncos	215
10.	Aaron Jones	Packers	201

RUSHING TDs

RB Josh Jacobs has recorded 27 rushing touchdowns just 42 games into his NFL career, a mark that ranks second in franchise history through a player's first three seasons with the team, trailing only Marcus Allen's 33 touchdown runs posted between 1982 and 1984.

Jacobs has rushed for multiple TDs in eight games through his first three seasons and is only 1 of 4 players in NFL with seven-plus rush TDs in each of past three seasons. Show below is the list of players to accomplish the feat:

---- Players with 7+ rush TDs in each of past three seasons ----

Rank	Player	Years
1t.	Josh Jacobs	2019-21
1t.	Derrick Henry	2019-21
1t.	Nick Chubb	2019-21
1t.	Melvin Gordon III	2019-21

RB RANKINGS SINCE 2019

Since entering the league in 2019, **RB Josh Jacobs** has been one of the most productive running backs in the National Football League. Jacobs ranks in the Top-10 in both rushing yards and rushing touchdowns among all running backs:

----- MOST RUSHING TDs SINCE 2019 (AMONG RBs) -----

Rank	Player	Team	Rush TDs
1.	Derrick Henry	Titans	43
2.	Dalvin Cook	Vikings	35
3t.	Aaron Jones	Packers	29
3t.	Jonathan Taylor	Colts	29
5t.	Nick Chubb	Browns	28
5t.	Ezekiel Elliott	Cowboys	28
7.	Josh Jacobs	Raiders	27

----- MOST RUSHING YARDS SINCE 2019 (AMONG RBs) -----

Rank	Player	Team	Rush Yards
1.	Derrick Henry	Titans	4,504
2.	Dalvin Cook	Vikings	3,772
3.	Nick Chubb	Browns	3,762
4.	Ezekiel Elliott	Cowboys	3,251
5.	Aaron Jones	Packers	2,987
6.	Josh Jacobs	Raiders	2,955

RUSHING YARDS PER GAME

RB Josh Jacobs finished his rookie year averaging 88.5 rushing yards per game, the 20th-best average by a rookie since the 1970 AFL-NFL Merger and third-best average by all running backs in 2019. In 2020, Jacobs posted an average of 71.0 rushing yards per game and ranked 10th in the NFL and sixth in the AFC.

----- 2020 RUSHING YARDS PER GAME -----

Rank	Player	Team	Rush Yds/G
1.	Derrick Henry	Titans	126.7
2.	Dalvin Cook	Vikings	111.2
3.	Nick Chubb	Browns	88.9
4.	Aaron Jones	Packers	78.9
5.	Jonathan Taylor	Colts	77.9
6.	James Robinson	Jaguars	76.4
7.	Miles Sanders	Eagles	72.3
8t.	David Montgomery	Bears	71.3
8t.	Joe Mixon	Bengals	71.3
10.	Josh Jacobs	Raiders	71.0

----- 2019 RUSHING YARDS PER GAME -----

Rank	Player	Team	Rush Yds/G
1.	Derrick Henry	Titans	102.7
2.	Nick Chubb	Browns	93.4
3.	Josh Jacobs	Raiders	88.5
4.	Christian McCaffrey	Panthers	86.7
5.	Ezekiel Elliott	Cowboys	84.8

RAIDERS RUSHING LEADER

In Week 16 of 2021 against the Denver Broncos, **RB Josh Jacobs** surpassed Marcus Allen for most rushing yards in franchise history by a player in his first three seasons. Jacobs is the only player in franchise history to rush for 1,000 yards in each of his first two seasons.

----- Most Rushing Yards In First Three Seasons (Raiders) -----

Rank	Player	Years	Yards
1.	Josh Jacobs	2019-21	2,955
2.	Marcus Allen	1982-84	2,879
3.	Napoleon Kaufman	1995-97	2,658
4.	Bo Jackson	1987-89	2,084
5.	Darren McFadden	2008-10	2,013



ROOKIE RECORD HOLDER

Just eight games into his rookie campaign, **RB Josh Jacobs** etched himself among the many Raiders greats, surpassing Marcus Allen's 37-year-old franchise record for rushing yards in a single season by a rookie. A look below is where Jacobs stands.

----- RAIDERS ROOKIE SINGLE-SEASON MARKS -----

Rank	Player	Year	Rushing Yards
1.	Josh Jacobs	2019	1,150
1.	Marcus Allen	1982	697
2.	Arthur Whittington	1978	661
4.	Greg Robinson	1993	591
5.	Bo Jackson	1987	554

**Jacobs also broke a tie with Marcus Allen for the most 100-yard rushing games as a rookie in club history with his fourth in Week 11.*

ALL-TIME SINGLE SEASON LEADERS

In Week 13 of 2019, **RB Josh Jacobs** has become just the 12th player in Raiders lore to rush for 1,000 yards in a single season and did so in just his 12th career contest. He is one of four players in franchise history to accomplish the feat through the first 12 games of a season. Jacobs is also the only rookie in franchise history to cross 1,000 yards in a single season. Jacobs crossed the 1,000-yard mark in 2020 and became just the third player in club history to record multiple seasons with 1,000 rushing yards. Jacobs is just the 33rd player in NFL history and first in club history to begin his career with back-to-back 1,000 yard campaigns. A look below shows where he ranks in Raiders history.

----- RAIDERS SINGLE-SEASON RUSHING LEADERS -----

Rank	Player	Year	Rushing Yards
1.	Marcus Allen	1985	1,759
2.	Napoleon Kaufman	1997	1,294
3.	Mark van Eeghen	1977	1,273
4.	Marcus Allen	1984	1,168
5.	Darren McFadden	2010	1,157
6.	Josh Jacobs	2019	1,150
7.	Harvey Williams	1995	1,114
8.	Marv Hubbard	1972	1,100
9.	Clem Daniels	1963	1,099
10.	Mark van Eeghen	1978	1,080
11.	Latavius Murray	2015	1,066
12.	Josh Jacobs	2020	1,065
12.	Tyrone Wheatley	2000	1,046
13.	LaMont Jordan	2005	1,025
14.	Marcus Allen	1983	1,014
15.	Mark van Eeghen	1976	1,012

2019 NFL RUSHING LEADERS

RB Josh Jacobs rushed for 1,150 yards in just his first 13 contests as a rookie, good for eighth-most in the NFL. In Week 11, Jacobs became the 12th player in NFL history with at least 900 yards (923) through a player's first 10 career games. Jacobs crossed the 1,000-yard barrier in Week 13, marking the 16th time in club history a player has rushed for 1,000 yards. Below shows a closer look at rushing leaders across the league.

----- 2019 NFL RUSHING LEADERS -----

Rank	Player	Team	Rushing Yards
1.	Derrick Henry	Titans	1,540
2.	Nick Chubb	Browns	1,494
3.	Christian McCaffrey	Panthers	1,387
4.	Ezekiel Elliott	Cowboys	1,357
5.	Chris Carson	Seahawks	1,230
6.	Lamar Jackson	Ravens	1,206
7.	Leonard Fournette	Jaguars	1,152
8.	Josh Jacobs	Raiders	1,150
9.	Joe Mixon	Bengals	1,137
10.	Dalvin Cook	Vikings	1,135

**Jacobs' 1,150 yards on the ground rank first in franchise history among all rookie rushers, topping Marcus Allen's previous record of 697 yards set in 1982.*

RAIDERS DEBUT

RB Josh Jacobs' 85 yards on the ground in Week 1 of 2019 ranks third in franchise history among all rookies in their NFL debut.

----- MOST RUSHING YARDS IN RAIDERS DEBUT -----

Year	Player	Yards	TDs
1982	Marcus Allen	116	1
1965	Roger Hagberg	87	0
2019	Josh Jacobs	85	2
2016	Jalen Richard	84	1

**Jacobs also became the first Raiders player since 1972 to score multiple TDs in his NFL debut.*

ELITE ROOKIE SEASON

RB Josh Jacobs ranked among NFL history's elite when it comes to rushing yards as a 21-year-old. Shown below is the Top-15 season performances by a player 21-or-younger in a single-season in the NFL.

Rank	Player	Year	Yards
1.	Ezekiel Elliott	2016	1,631
2.	Edgerrin James	1999	1,553
3.	Clinton Portis	2002	1,508
4.	Barry Sanders	1989	1,470
5.	Jerome Bettis	1993	1,429
6.	Jamal Lewis	2000	1,364
7.	Jordan Howard	2016	1,313
8.	Saquon Barkley	2018	1,307
9.	Marshall Faulk	1994	1,282
10.	Jonathan Taylor	2020	1,169
11.	Josh Jacobs	2019	1,150
12.	Jeremy Hill	2014	1,124
13.	Marshawn Lynch	2007	1,115
14.	Todd Gurley	2015	1,106
15.	Kevin Smith	2008	976

ROOKIE OF THE MONTH

After a strong start to his rookie campaign in 2019, **RB Josh Jacobs** owned the month of October and became the first rookie in franchise history to be named NFL Offensive Rookie of the Month, joining **CB Charles Woodson** (1998) as the only other rookie in club history to earn the honor on either side of the ball. Take a look at some of his stats from the month of October below.

Stat line: Rushed 62 times for 313 yards and two rushing touchdowns, adding eight receptions for 45 yards in just three games during the month of October.

● **Two 100-yard rushing contests.**

○ Tied for first in the NFL among all players during the month of October.

○ First in the NFL among rookies during the month of October.

● **Most rushing yards (123) by a rookie running back in the 27 NFL games played in London since 2007.**

● **Averaged 104.3 rushing yards per game in October.**

○ Ranked fourth in the NFL during the month of October.

○ Ranked third in the AFC during the month of October.

○ Ranked first among all rookies during the month of October.

● **313 rushing yards in October.**

○ Ranked seventh in the NFL during the month of October.

○ Ranked fourth in the AFC during the month of October.

○ Ranked first among all rookies during the month of October.

○ Most rushing yards by a Raiders rookie during the month of October in franchise history (and did so in just three contests).

● **Averaged 5.05 yards per carry in the month of October.**

○ Ranked first in the NFL among all players with at least 60 carries during the month of October.

2X ROOKIE OF THE MONTH

RB Josh Jacobs continued to roll in the month of November in 2019 and tacked on his second consecutive NFL Offensive Rookie of the Month Award, becoming the first Raider in club history with two Rookie of the Month honors. Jacobs is the first rookie in the NFL to win the award in consecutive months since Odell Beckham Jr. did so in November and December of 2014.

Stat line: Rushed 94 times for 441 yards and three rushing touchdowns, adding seven receptions for 44 yards from Weeks 9-13.

● **Three 100-yard rushing contests.**

○ Ranked tied for first in the NFL among all players.

○ Ranked first in the NFL among rookies.

● **Four 100-yard scrimmage contests.**

○ Ranked second in the NFL among all players.

○ Ranked first in the AFC among all players.

○ Ranked first in the NFL among all rookies.

● **Rushed for three touchdowns.**

○ Ranked tied for fifth in the NFL among all players.

○ Ranked first in the NFL among all rookies.

● **Averaged 88.2 rushing yards per game.**

○ Ranked fourth in the NFL among all players.

○ Ranked first in the NFL among rookies.

● **441 rushing yards.**

○ Ranked second in the NFL among all players.

○ Ranked first in the NFL among all rookies.

○ And in doing so, became just the 12th player in club history with 1,000 yards in a season

○ First rookie to ever do so.

○ Fourth player in team history to do so in the first 12 games of a season.

○ Led all rookies with 1,061 rushing yards and ranked fourth in the NFL overall.

2019 ROOKIE LEADER

RB Josh Jacobs paced all rookies in the league in every major rushing category in 2019. Those stats are highlighted below.

----- RUSHING TDs AMONG NFL ROOKIES -----

Rk.	Player	Rush TDs
1.	Josh Jacobs (Oak.)	7
2.	David Montgomery (Chi.)	6
3.	Two Tied	4

----- RUSHING YARDS AMONG NFL ROOKIES -----

Rk.	Player	Rush Yards
1.	Josh Jacobs (Oak.)	1,150
2.	David Montgomery (Chi.)	889
3.	Miles Sanders (Phi.)	818

----- RUSHING YARDS/GAME AMONG NFL ROOKIES -----

Rk.	Player	Yards/Game
1.	Josh Jacobs (Oak.)	88.5
2.	Devin Singletary (Buf.)	64.6
3.	David Montgomery (Chi.)	55.6

----- YARDS AFTER CONTACT AMONG NFL ROOKIES -----

Rk.	Player	Rush YAC
1.	Josh Jacobs (Oak.)	686
2.	David Montgomery (Chi.)	399
3.	Devin Singletary (Buf.)	365

----- RUSHING 1ST DOWNS AMONG NFL ROOKIES -----

Rk.	Player	1st Downs
1.	Josh Jacobs (Oak.)	53
2.	David Montgomery (Chi.)	50
3.	Devin Singletary (Buf.)	37

ROOKIE TOP SINGLE GAMES

In Week 9 of 2019, **RB Josh Jacobs** recorded his third game with at least 120 yards on the ground, marking a new franchise record by a rookie running back and breaking Marcus Allen's previous record of two such games. A look below shows some of Jacobs' top rushing performances in 2019 and where they rank in Raiders lore.

----- RAIDERS ROOKIE SINGLE-GAME MARKS -----

Rank	Player	Year	Rushing Yards
1.	Bo Jackson	1987	221
2.	Darren McFadden	2008	164
3.	Marcus Allen	1982	156
4.	Arthur Washington	1978	134
5.	Marcus Allen	1982	126
6.	Josh Jacobs	2019 (Week 7)	124
7.	Josh Jacobs	2019 (Week 5)	123
8.	Josh Jacobs	2019 (Week 9)	120
9.	Marcus Allen	1982	116
10.	Josh Jacobs	2019 (Week 11)	112
11.	Josh Jacobs	2019 (Week 13)	104
12t.	Josh Jacobs	2019 (Week 2)	99
12t.	DeAndre Washington	2016	99

*Jacobs is the first running back with at least three games of multi-ple rush touchdowns in his first season since Ezekiel Elliott had five in 2016.

DARREN WALLER



In 2018, **TE Darren Waller** was signed by the Raiders off of the Baltimore Ravens' practice squad. In 2019, Waller led the team in receptions and receiving yards. Waller's receptions (90), receiving yards (1,145), receiving touchdowns (three) and first-down receptions (53) all led the team. Waller broke the club record and led the NFL among his position group with five 100-yard contests. In one of the most historic receiving campaigns in franchise history, Waller earned his first Pro Bowl selection after leading the team in all major receiving categories and setting a new club record with 107 receptions, topping Tim Brown's previous mark of 104 catches in 1997. Waller also posted career highs in receiving yards (1,196) and touchdown receptions (nine). He also tied his own record set in 2019 with five games of at least 100 receiving yards. Waller finished the campaign rattling off three straight games with over 100 receiving yards, becoming only the third Raider to accomplish the feat since the merger: Hall of Famer Tim Brown in 1999, Cliff Branch in 1974 and 1976.

83

----- DARREN WALLER'S CAREER STATISTICS -----

Year	Team	GP	GS	Rec.	Yds.	Avg.	Lg.	TD
2015	Bal.	6	1	2	18	9.0	17	0
2016	Bal.	12	3	10	85	8.5	15	2
2018	Oak.	4	0	6	75	12.5	44	0
2019	Oak.	16	16	90	1,145	12.7	75	3
2020	LV	16	15	107	1,196	11.2	38t	9
2021	LV	10	10	53	643	12.1	33	2
Totals		64	45	268	3,162	11.8	75	16

ALL-TIME RECEPTIONS

In 2020, **TE Darren Waller** recorded a franchise-record 107 receptions, breaking Hall of Famer WR Tim Brown's previous mark of 104 receptions set during the 1997 campaign. Waller finished fourth in the NFL and first among all tight ends.

----- MOST RECEPTIONS BY A PLAYER IN CLUB HISTORY -----

Rank	Player	Year	Receptions
1.	Darren Waller	2020	107
2.	Tim Brown	1997	104
3.	Todd Christensen	1986	95
4t.	Jerry Rice	2002	92
4t.	Todd Christensen	1983	92
6t.	Tom Brown	2001	91
6t.	Charlie Garner	2002	91
8t.	Darren Waller	2019	90
8t.	Tim Brown	1999	90
8t.	Tim Brown	1996	90

Waller became just the sixth tight end in NFL history to record 100 receptions in a single season.

----- TIGHT ENDS WITH 100 RECEPTIONS IN A SEASON ----- (NFL HISTORY)

Rank	Player	Year	Receptions
1.	Zach Ertz (Phi.)	2018	116
2.	Jason Witten (Dal.)	2012	110
3.	Darren Waller (LV)	2020	107
4.	Travis Kelce (KC)	2020	105
5.	Travis Kelce (KC)	2018	103
6.	Tony Gonzalez (KC)	2004	102
7.	Dallas Clark (Ind.)	2009	100

2020 NFL RECEIVING LEADERS

Waller finished 2020 with a career-high and franchise-record 107 receptions on the year, tallying double-digit receptions in two contests, including 13 contests with at least five receptions. His 13 such contests in a single season mark a new franchise record and tied for second-most in the NFL this season.

--- RECEPTION LEADERS IN 2020 ---

Rank	Player	Team	Receptions	Targets
1.	Stefon Diggs	Buffalo	127	166
2t.	DeAndre Hopkins	Arizona	115	160
2t.	Davante Adams	Green Bay	115	149
4.	Darren Waller	Las Vegas	107	145
5.	Travis Kelce	Kansas City	105	145
6.	Allen Robinson	Chicago	105	151
7t.	Keenan Allen	L.A. Chargers	100	147
7t.	Tyler Lockett	Seattle	100	132
9.	JuJu Smith-Schuster	Pittsburgh	97	136
10.	Robby Anderson	Carolina	95	124



200 YARD CLUB

In Week 13 of 2020 against the New York Jets, **TE Darren Waller** became just the fourth Raider and first tight end to log 200 receiving yards in a contest. The single-game all-time leaders in franchise lore are shown below.

----- MOST RECEIVING YARDS BY A TE IN CLUB HISTORY -----

Rank	Player	Year	Receptions	Yards
1.	Art Powell	1963	10	247
2.	Amari Cooper	2016	11	210
3.	Art Powell	1965	11	206
4.	Darren Waller	2020	13	200
5.	Warren Wells	1970	7	198
6.	Jessie Hester	1986	4	193
7.	Tim Brown	1999	11	190
8.	Tim Brown	1993	10	183
9.	Art Powell	1963	7	181
10.	Jared Cook	2018	9	180

TOUCHDOWN RECEPTIONS

In 2020, **TE Darren Waller** became just the fifth Raiders tight end in club history to log at least nine touchdown receptions and the first to do so since Rickey Dudley in 1999. Waller finished third in 2020 among tight ends with nine scores.

----- MOST TD RECEPTIONS IN CLUB HISTORY (TEs) -----

Rank	Player	Year	TD Receptions
1.	Todd Christensen	1983	12
2t.	Dave Casper	1976	10
2t.	Billy Cannon	1967	10
4t.	Darren Waller	2020	9
4t.	Dave Casper	1978	9
4t.	Rickey Dudley	1999	9
7t.	Raymond Chester	1979	8
7t.	Todd Christensen	1986	8
7t.	Raymond Chester	1972	8

----- MOST TD RECEPTIONS IN 2020 -----

Rank	Player	Team	TD Receptions
1.	Davante Adams	Green Bay	18
2.	Tyreek Hill	Kansas City	15
3.	Adam Thielen	Minnesota	14
4.	Mike Evans	Tampa Bay	13
5t.	A.J. Brown	Tennessee	11
5t.	Travis Kelce	Kansas City	11
5t.	Robert Tonyan	Green Bay	11
8t.	Tyler Lockett	Seattle	10
8t.	DK Metcalf	Seattle	10
10t.	Darren Waller	Las Vegas	9

200 YARDS AND TWO TDs

In Week 13 of 2020, **TE Darren Waller** logged one of the greatest performances from a tight end in NFL history, tallying 13 receptions for 200 yards and two touchdowns. He set a franchise record for most receiving yards by a tight end and became just the third player in club lore to record at least 200 receiving yards in a game. More accolades from his career day are shown below.

----- 200 Receiving Yards and Two TDs (NFL HISTORY, TEs) -----

Player	Team	Years
Jackie Smith	St. Louis Cardinals	1963
Rich Caster	New York Jets	1972
Shannon Sharpe	Denver Broncos	2002
Darren Waller	Las Vegas Raiders	2020

----- 10 Rec., 150 Rec. Yards & 2 TDs, (NFL History, TEs) -----

Player	Team	Years
Shannon Sharpe	Denver Broncos	1996 & 2002
Travis Kelce	Kansas City Chiefs	2018 & 2021
Kellen Winslow	San Diego Chargers	1983
Todd Christensen	Los Angeles Raiders	1983
Darren Waller	Las Vegas Raiders	2020

----- 10 Receptions, 150 Receiving Yards & 2 TDs (Raiders) -----

Player	Years	Games
Art Powell	1963, 1965	2
Tim Brown	1993	1
Todd Christensen	1983	1
Amari Cooper	2017	1
Darren Waller	2020	1

WALLER'S RECEPTIONS

In Week 13 of 2020 against the New York Jets, **TE Darren Waller** shined and hauled in a career-high 13 passes in the contest, the second-most among NFL tight ends last season.

--- SINGLE-GAME RECEPTIONS IN 2020 ---

Rank	Player	Opponent	Week	Receptions
1.	Keenan Allen (LAC)	N.Y. Jets	11	16
2t.	George Kittle (SF)	Philadelphia	4	15
2t.	Tyler Lockett (Sea.)	Arizona	7	15
4t.	DeAndre Hopkins (Ari.)	San Francisco	1	14
4t.	Davante Adams (GB)	Indianapolis	1	14
6t.	Darren Waller (LV)	N.Y. Jets	13	13
6t.	Tyreek Hill (KC)	Tampa Bay	12	13
6t.	Keenan Allen (LAC)	Carolina	3	13
6t.	Alvin Kamara (NO)	Green Bay	3	13
6t.	Davante Adams (GB)	Houston	7	13
6t.	Logan Thomas (Was.)	Seattle	15	13
12t.	Darren Waller (LV)	New Orleans	2	12
12t.	Emmanuel Sanders (Den.)	L.A. Chargers	5	12
12t.	Jakobi Meyers (NE)	N.Y. Jets	9	12
12t.	Amari Cooper (Dal.)	Cleveland	4	12
12t.	DK Metcalf (Sea.)	San Francisco	8	12
12t.	Diontae Johnson (Pit.)	Jacksonville	11	12
12t.	Robert Woods (LAR)	Tampa Bay	11	12
12t.	Tyler Lockett (Sea.)	San Francisco	17	12

***Waller's 12 receptions on Monday Night Football in Week 2 rank second-most in NFL history in the primetime slot among all tight ends, trailing only TE Jason Witten.

TIGHT END RANKINGS SINCE 2019

Since the beginning of the 2019 campaign, **TE Darren Waller** has been one of the most productive tight ends in the National Football League. Waller ranked in the Top-2 in both receptions and receiving yards among all tight ends.

----- MOST RECEPTIONS SINCE 2019 (AMONG TEs) -----

Rank	Player	Team	Receptions
1.	Travis Kelce	Kansas City	290
2.	Darren Waller	Las Vegas	250
3.	Mark Andrews	Baltimore	221
4.	George Kittle	San Francisco	199
5.	Zach Ertz	Arizona	191

----- MOST RECEIVING YARDS SINCE 2019 (AMONG TEs) -----

Rank	Player	Team	Rec. Yards
1.	Travis Kelce	Kansas City	3,736
2.	Darren Waller	Las Vegas	2,984
3.	Mark Andrews	Baltimore	2,829
4.	George Kittle	San Francisco	2,587
5.	Mike Gesicki	Miami	2,031

STOCK'S UP ON WALL STREET

In 2019, **TE Darren Waller** became the second tight end in franchise history to record 1,000 receiving yards in a single season. In 2020, he became just the first tight end in club lore to record 90 receptions and 1,000 receiving yards in consecutive seasons.

----- MOST RECEIVING YARDS BY A TE IN CLUB HISTORY -----

Rank	Player	Year	Receptions	Yards
1.	Todd Christensen	1983	92	1,247
2.	Darren Waller	2020	107	1,196
3.	Todd Christensen	1986	95	1,153
4.	Darren Waller	2019	90	1,145
5.	Todd Christensen	1984	80	1,007
6.	Todd Christensen	1985	82	987
7.	Jared Cook	2018	68	896
8.	Dave Casper	1978	62	852
9.	Brandon Myers	2012	79	806
10.	Zach Miller	2009	66	805

ALL-TIME SINGLE-GAMES

In Week 13 of 2020 against the New York Jets, **TE Darren Waller** recorded 13 receptions in his career day. Shown below are the all-time leaders in franchise history for most receptions in a single game.

----- MOST RECEIVING YARDS BY A TE IN CLUB HISTORY -----

Rank	Player	Year	Receptions	Yards
1.	Darren Waller	2020	13	200
2.	Jared Cook	2018	9	180
3.	Todd Christensen	1986	11	173
4.	Todd Christensen	1986	11	158
5.	Todd Christensen	1983	11	152
6.	Darren Waller	2020	9	150
7.	Todd Christensen	1983	8	140
8.	Zach Miller	2009	6	139
9t.	Todd Christensen	1983	8	136
9t.	Dave Casper	1976	12	136
11.	Darren Waller	2019	13	134

----- MOST RECEPTIONS BY A PLAYER IN CLUB HISTORY -----

Rank	Player	Year	Receptions
1t.	Tim Brown	1997	14
1t.	Brandon Myers	2012	14
3t.	Hunter Renfrow	2021	13
3t.	Darren Waller	2020	13
3t.	Darren Waller	2019	13
3t.	Darren McFadden	2012	13
7t.	Darren Waller	2020	12
7t.	Dave Casper	1976	12
7t.	Amari Cooper	2016	12
7t.	Tim Brown	1995	12

12-PLUS CATCH CONTESTS

TE Darren Waller tied Tim Brown for the most games with at least 12 receptions in franchise history.

----- Most Games With 12-Plus Receptions -----

Rank	Player	Games
1t.	Darren Waller	3
1t.	Tim Brown	3
3t.	Hunter Renfrow	1
3t.	Dave Casper	1
3t.	Amari Cooper	1
3t.	Darren McFadden	1
3t.	Brandon Myers	1



YANNICK NGAKOUÉ



Defensive end enters his first season with the Silver and Black after compiling 45.5 sacks over his first five seasons in the NFL with the Jacksonville Jaguars (2016-19), Minnesota Vikings (2020) and Baltimore Ravens (2020)...Since sacks became an official stat in 1982, became just the fifth player in NFL history to record at least eight sacks in his first six seasons in the league, joining Aaron Donald, DeMarcus Ware, Derrick Thomas and Reggie White...Ranks tied for third in the NFL with 20 forced fumbles since 2016...Ranks second in Jaguars history with 37.5 career sacks and is tied for first with eight multi-sack contests...In 2020, appeared in 15 contests (six with the Vikings and nine with the Ravens), recording his fifth season with at least eight sacks...Started in all 15 appearances in 2019, totaling a career-best 41 tackles (36 solo), while adding eight sacks, six passes defended, four forced fumbles and one fumble recovery...In 2018, started in all 16 contests for the second consecutive season, logging the second-most sacks of his career (9.5)...Earned his first Pro Bowl nod in 2017 after recording career highs in sacks (12.0), forced fumbles (six) and fumble recoveries (two)...As a rookie in 2016, joined LB Tamba Hali (2006), LB Terrell Suggs (2003), DE Julius Peppers and LB Charles Haley (1986) as the only rookies to log at least eight sacks, four forced fumbles and one INT.

----- YANNICK NGAKOUÉ STATS -----

Year	GP	GS	Total	Solo	Asst.	Sacks	Yds.	INTs	PD	FF
2016	16	15	23	20	3	8.0	45.0	1	2	4
2017	16	16	30	24	6	12.0	85.0	0	0	6
2018	16	16	28	25	3	9.5	62.5	0	1	0
2019	15	15	41	36	5	8.0	56.0	1	6	4
2020	15	8	23	23	0	8.0	43.0	0	1	4
2021	15	15	27	16	11	9.0	42.0	0	3	2
Totals	93	85	172	144	28	54.5	333.5	2	13	20

NFL SACK LEADERS SINCE 2016

DE Yannick Ngakoué became just the fifth player in NFL history to record at least eight sacks in each of his first six seasons in the league, joining Aaron Donald, DeMarcus Ware, Derrick Thomas and Reggie White. Below is where he ranks amongst the NFL leaders in sacks since 2016:

----- NFL SACK LEADERS SINCE 2016-----

Rank	Player	Sacks
1.	Aaron Donald	78.0
2.	T.J. Watt	71.0
3.	Chandler Jones	70.5
4.	Cameron Jordan	67.0
5t.	Khalil Mack	57.5
5t.	Myles Garrett	57.5
7.	Joey Bosa	57.0
8.	Yannick Ngakoué	55.5
9.	Danielle Hunter	54.5
10.	Von Miller	53.5

FORCED FUMBLES

Since entering the NFL in 2016, DE Yannick Ngakoué ranks tied for fourth in the league with 20 forced fumbles.

----- NFL LEADERS IN FORCED FUMBLES SINCE 2016 -----

Rank.	Player	Forced Fumbles
1.	Chandler Jones	22
2t.	T.J. Watt	21
2t.	Aaron Donald	21
4t.	Yannick Ngakoué	20
4t.	Khalil Mack	20

ALL-TIME JAGUAR

DE Yannick Ngakoué owns the second-most career sacks in Jacksonville Jaguars history (2016-19), behind Tony Brackens (55.0). His 37.5 sacks were the most by a Jaguars player through 63 career games. Below is the list of Jaguars' all-time sack leaders:

----- MOST SACKS, FRANCHISE HISTORY-----

Rank	Player	Years	Sacks
1.	Tony Brackens	1996-03	55.0
2.	Yannick Ngakoué	2016-19	37.5
3.	Joel Smeenge	1995-00	34.0
4.	Calais Campbell	2017-19	31.5
5.	John Henderson	2002-09	29.0

----- MOST SACKS, 63 CAREER GAMES OR FEWER, FRANCHISE HISTORY-----

Rank	Player	Years	Sacks
1.	Yannick Ngakoué	2016-19	37.5
2.	Tony Brackens	1996-00	32.0
3.	Bobby McCray	2004-07	22.0

----- MOST SACKS, SINGLE SEASON, FRANCHISE HISTORY-----

Rank.	Player	Sacks
1.	Calais Campbell (2017)	14.5
2t.	Yannick Ngakoué (2017)	12.0
2t.	Tony Brackens (1999)	12.0
4	Tony Brackens (2001)	11.0
5t.	Josh Allen (2019)	10.5
5t.	Calais Campbell (2018)	10.5
5t.	Kevin Hardy (1999)	10.5

AFC DEFENSIVE PLAYER OF THE WEEK

Ngakoué earned his first career AFC Defensive Player of the Week Award in Week 7 of 2021 after posting the stats below:

Stat line: Finished with four tackles (two solo), two tackles for loss, two sacks, two quarterback hits and two passes defended.

● Recorded two sacks

oHis two sacks ranked tied for second in the AFC and tied for third in the NFL in Week 7.

oRegistered his 12th career multi-sack game and second multi-sack game this season.

●Recorded two passes defended

oHis two passes defended were the most in the NFL amongst defensive ends and tied for fifth-most overall in the AFC in Week 7.

oHis two passes defended marked a new career high.

oWas the only player in the NFL with at least two sacks and two passes defended in Week 7.

●Recorded two tackles for loss

oHis two tackles for loss ranked tied for first in the AFC and tied for second in the NFL amongst defensive ends in Week 7.

●Recorded four total tackles

oHis four tackles ranked tied for third-most amongst defensive ends in the AFC in Week 7.

●Registered two quarterback hits

oHis two quarterback hits ranked tied for second in the AFC and tied for fourth in the NFL in Week 7.

HUNTER RENFROW



Elusive receiver enters his third year with the Silver and Black...In 2021, became just the third wide receiver in franchise history to record at least 90 receptions in a single season...Became the first Raiders WR since 2016 to record 1,000 receiving yards...Is 1-of-6 players drafted in the fifth round or later in NFL history with 200-plus catches and 2,000-plus yards over his first three seasons...His 204 career receptions are the most by a Raider in his first three seasons in franchise history...Appeared in 16 contests with six starts in 2020, compiling 56 receptions for 656 yards and two TDs...Became the sixth player in franchise history to record 500 receiving yards in each of his first two seasons...In 2019, appeared in 13 games with four starts, totaling 49 receptions for 605 yards and four TDs...Has also recorded 56 punt returns for 574 yards (10.3 avg.).

----- HUNTER RENFROW ROOKIE CAMPAIGN -----

Year	Team	GP	GS	Rec.	Yds.	Avg.	Lg.	TD
2019	LV	13	4	49	605	12.3	65t	4
2020	LV	16	6	56	656	11.7	53	2
2021	LV	16	9	99	1,025	10.4	54	7
Totals		45	19	204	2,286	11.2	65t	13

5TH ROUND TO THE RECORD BOOKS

Among players drafted in the 5th round or later in Raiders history, Renfrow ranks first in receptions (204), first in receiving yards (2,286) and second in TDs (13) over his first three seasons in the NFL.

Rank	Player	Receptions	Yards
1.	Hunter Renfrow	204	2,286
2.	Denarius Moore	130	2,054
3.	Mychal Rivera	128	1,221
4.	Jalen Richard	124	1,057
5.	Rod Streater	108	1,556

Renfrow is 1-of-7 players drafted in 5th round or later since merger with 200-plus catches and 2,000-plus yards over his first three seasons in NFL.

Rank	Player	Receptions	Yards
1.	Tyreek Hill	223	3,255
2.	George Kittle	216	2,945
3.	Marques Colston	215	3,000
4.	Davone Bess	209	2,132
5.	Wayne Chrebet	208	2,434
6.	Hunter Renfrow	204	2,286
7.	Stefon Diggs	200	2,472

*(Davone Bess and Wayne Chrebet did it as undrafted players)

Shown below are the all-time leaders in franchise history for most receptions in a single game.

Rank	Player	Year	Receptions
1t.	Tim Brown	1997	14
1t.	Brandon Myers	2012	14
3t.	Hunter Renfrow	2021	13
3t.	Darren Waller	2020	13
3t.	Darren Waller	2019	13
3t.	Darren McFadden	2012	13

ALL-TIME RECEPTIONS

In 2021, **WR Hunter Renfrow** became just the third wide receiver in franchise history to record at least 90 receptions in a single season. Renfrow needs just six receptions to break Tim Brown's single-season record of 104 receptions by a wide receiver set in 1997 and nine receptions to set a new franchise record, breaking Darren Waller's mark of 107 receptions set in 2020.

---- MOST RECEPTIONS BY A WR IN CLUB HISTORY ----

Rank	Player	Year	Receptions
1.	Tim Brown	1997	104
2.	Hunter Renfrow	2021	99
3.	Jerry Rice	2002	92
4.	Tim Brown	2001	91
5t.	Tim Brown	1999	90
5t.	Tim Brown	1996	90

--- MOST RECEPTIONS BY A PLAYER IN CLUB HISTORY ---

Rank	Player	Year	Receptions
1.	Darren Waller	2020	107
2.	Tim Brown	1997	104
3.	Hunter Renfrow	2021	99
4.	Todd Christensen	1986	95
5t.	Todd Christensen	1983	92
5t.	Jerry Rice	2002	92
7t.	Tim Brown	2001	91
7t.	Charlie Garner	2002	91
9t.	Darren Waller	2019	90
9t.	Tim Brown	1999	90
9t.	Tim Brown	1996	90

Renfrow became just the third wide receiver in Raiders history to record at least 90 receptions and 1,000 receiving yards in a single season.

-- RAIDERS WR WITH 90+ RECS. AND 1,000 REC. YDS IN A SEASON --

Rank	Player	Year	Receptions	Yards
1.	Tim Brown	1997	104	1,408
2.	Tim Brown	1999	90	1,344
3.	Jerry Rice	2002	92	1,211
4.	Tim Brown	2001	91	1,165
5.	Tim Brown	1996	90	1,104
6.	Hunter Renfrow	2021	99	1,025



DeSean Jackson



A three-time Pro Bowler and Associated Press All-Pro honoree in 2009, Jackson has led the NFL in yards per reception four times in his career: 2018 (18.9), 2016 (17.9), 2014 (20.9), 2010 (22.5)...Is 1 of 3 only players in Eagles history to register at least three seasons with 1,000-plus receiving yards...Is tied with for the most punt return

TDs(4) in Eagles' franchise history...Owns the third-most career receiving yards (11,110) among active players since being drafted by the Philadelphia Eagles in the second round (49th overall) of the 2008 NFL Draft...The 5-foot-10, 175-pound wide receiver has made stops with the Los Angeles Rams (2021), Philadelphia (2008-13, 19-20), Tampa Bay (2017-18) and Washington (2014-16)...A native of Long Beach, Calif., Jackson played three years at California (2005-07), starting 34-of-36 games...He finished his collegiate career with 162 receptions for 2,423 yards with 22 touchdowns, while rushing 24 times for 199 yards and one touchdown.

----- DESEAN JACKSON'S CAREER STATISTICS -----

Year	Team	GP	GS	Rec.	Yds.	Avg.	Lg.	TD
2008	Phi.	16	15	62	912	14.7	60	2
2009	Phi.	15	15	62	1,156	18.6	71t	9
2010	Phi.	14	14	47	1,056	22.5	91t	6
2011	Phi.	15	15	58	961	16.6	62t	4
2012	Phi.	11	11	45	700	15.6	77t	2
2013	Phi.	16	16	82	1,332	16.2	61t	9
2014	Was.	15	13	56	1,169	20.9	81t	6
2015	Was.	9	9	30	528	17.6	77t	4
2016	Was.	15	15	56	1,005	17.9	80t	4
2017	TB	14	13	50	668	13.4	41	3
2018	TB	12	10	41	774	18.9	75t	4
2019	Phi.	3	3	9	159	17.7	53t	2
2020	Phi.	5	5	14	236	16.9	81t	1
2021	LAR/LV	15	5	20	454	22.7	75t	2
Totals		175	158	632	11,110	17.6	91t	58

EXPLOSIVE PLAYS

Below is where Jackson ranks in NFL history on explosive plays of 25-plus yards all-time in NFL history, as well as where he ranks among active players on receptions of 40-plus and 50-plus yards since entering the league in 2008.

--- MOST 25-PLUS YARD RECEPTIONS SINCE 1991---

Rank	Player	Years	Receptions
1.	Randy Moss	1998-2012	161
2.	Terrell Owens	1996-2010	158
3.	Steve Smith Sr.	2001-16	141
4.	Isaac Bruce	1994-2009	138
5.	DeSean Jackson	2008-21	136

--- MOST 40-PLUS YARD RECEPTIONS SINCE 1991---

Rank	Player	Receptions
1.	DeSean Jackson	70
2t.	Randy Moss	57
2t.	Terrell Owens	57
4.	Steve Smith	55
5t.	A.J. Green	43
5t.	Mike Wallace	43
7t.	Santana Moss	42
7t.	Andre Johnson	42
9t.	Julio Jones	41
9t.	Calvin Johnson	41
9t.	T.Y. Hilton	41

--- MOST 50-PLUS YARD RECEPTIONS SINCE 1991---

Rank	Player	Receptions
1.	DeSean Jackson	46
2.	Randy Moss	34
3.	Steve Smith	32
4.	Terrell Owens	29
5.	Mike Wallace	26
6.	Jordy Nelson	24
7t.	A.J. Green	23
7t.	Chad Johnson	23
7t.	Calvin Johnson	23
10.	Santana Moss	22

CAREER RECEIVING YARDS LEADERS

Among active players, the three-time Pro Bowler ranks third in career receiving yards (11,110) among active players.

--- CAREER RECEIVING YARDS AMONG ACTIVE PLAYERS ---

Rank	Player	Years	Rec. Yds.
1.	Julio Jones	2011-21	13,272
2.	Antonio Brown	2010-21	12,291
3.	DeSean Jackson	2008-21	11,110
4.	DeAndre Hopkins	2013-21	10,581
5.	A.J. Green	2011-21	10,255

CAREER RECEIVING AVG. LEADERS

Jackson's speed has been on full display through his 14 seasons in the NFL, as he leads the NFL in 40-plus yard receptions (70) since entering the league in 2008 and ranks fourth all-time in yards per reception (17.6) in NFL history. Below is where Jackson ranks in receiving average in NFL history (min. 500 receptions):

--- RECEIVING AVERAGE LEADERS IN NFL HISTORY (min. 500 recs) ---

Rank	Player	Years	Rec. Avg.
1.	Stanley Morgan	1977-90	19.2
2.	James Lofton	1978-93	18.3
3.	Harold Jackson	1968-83	18.0
4.	DeSean Jackson	2008-21	17.6
5.	Mark Duper	1982-92	17.4
6.	Cliff Branch	1972-85	17.3
7.	Henry Ellard	1983-98	16.9
8.	Vincent Jackson	2005-16	16.8
9t.	John Stallworth	1974-87	16.2
9t.	Charlie Joiner	1970-86	16.2

K.J. WRIGHT



Linebacker enters his 11th season after spending his first 10 seasons (2011-20) with the Seattle Seahawks...Originally a fourth-round draft pick (99th overall) by the club in the 2011 NFL Draft...In postseason action, Wright has played in 15 games with 14 starts and tallied 109 tackles (65), two sacks, six tackles for loss, one INT and four passes defended...Since entering the league in 2011, he has registered five 100-plus tackle seasons, including a career-best 132 tackles in 2019...His 934 career tackles from 2011-20 ranked third-most in Seahawks' history, while his five seasons of 100-or-more tackles rank as the second-most such seasons in club history...His 54 career passes defended rank tied for fourth-most among all active NFL linebackers.

----- K.J. WRIGHT STATS -----

Year	GP	GS	Total	Solo	Asst.	Sacks	Yds.	INTs	PD	FF
2011	16	12	61	46	15	2.0	9.0	0	3	1
2012	15	15	96	66	30	1.0	13.0	1	5	1
2013	13	13	80	46	34	1.5	4.5	0	4	0
2014	16	16	106	73	33	2.0	8.0	0	4	3
2015	16	16	116	71	45	1.0	11.0	0	3	4
2016	16	16	126	72	54	4.0	7.0	0	5	1
2017	15	15	108	71	37	0.0	0.0	1	6	0
2018	5	5	23	15	8	0.0	0.0	0	3	0
2019	16	16	132	67	65	0.0	0.0	3	11	0
2020	16	16	86	60	26	2.0	8.0	1	10	1
2021	16	7	46	21	23	0.0	0.0	0	0	0
Totals	160	147	980	608	372	13.5	60.5	6	54	11

Honors

- 1x Pro Bowl (2016)
- Super Bowl XLVII Champion

K DANIEL CARLSON



In his third year with the Silver and Black, **K Daniel Carlson** set the franchise record for most points scored in a single season (144), surpassing Sebastian Janikowski's previous mark of 142 points in 2010. Carlson played in all 16 games and converted on 33-of-35 field goals for a 94.3 field goal percentage to mark a new franchise record, improving upon his own record set during his rookie season and first year with the Raiders in 2018. He also compiled a Player of the Week and Player of the Month Award ranking first in the NFL in points scored (144), fourth in field goals made (33) and sixth in field goal percentage (94.3 percent).

Carlson was a perfect 4-of-4 from 50 yards and beyond in 2020, while leading the NFL in field goals made between 20-29 yards, as he finished a perfect 18-for-18 on the season. His four field goals made from 50-plus yards ranked tied for seventh-most in the NFL last season, while he was only one of four players who were perfect on field goal attempts from 50 yards in beyond (min. 3 attempts).

--- TOTAL POINTS SCORED IN SINGLE-SEASON IN RAIDERS HISTORY ---

Rank	Player	Year	POINTS
1.	Daniel Carlson	2020	144
2.	Sebastian Janikowski	2010	142
3.	Daniel Carlson	2021	133
3.	Jeff Jaeger	1993	132
4.	Sebastian Janikowski	2011	129
5.	Sebastian Janikowski	2002	128

--- BEST SINGLE-SEASON FG % IN RAIDERS HISTORY ---

Rank	Player	Year	FG %
1.	Daniel Carlson	2020	94.3
2.	Daniel Carlson	2018	94.1
3.	Sebastian Janikowski	2012	91.2
4.	Sebastian Janikowski	2009	89.7
5.	Sebastian Janikowski	2004	89.3

ALL-TIME ACTIVE TACKLE LEADERS

----- ALL-TIME NFL ACTIVE LEADERS IN TACKLES -----

Rank	Player	Years	Tackles
1.	Bobby Wagner	2012-21	1,381
2.	Lavonte David	2012-21	1,220
3t.	Demario Davis	2012-21	1,006
3t.	Malcolm Jenkins	2009-21	1,006
5.	K.J. Wright	2011-21	980
6.	Devin McCourty	2010-21	865
7.	Harrison Smith	2012-21	846
8.	Kareem Jackson	2010-21	804
9.	Eric Kendricks	2015-21	782
10.	Calais Campbell	2008-21	761

2x AFC PLAYER OF THE WEEK

AFC SPECIAL TEAMS PLAYER OF THE WEEK - WEEK 2

Stat line: Was a perfect 4-for-4 on field goals and 2-of-2 on PATs, scoring 14 points. Converted on FG attempts of 33, 41, 45 and 46-yards.

• Made four field goals

- o His four field goals made marked a new single-game career high.
- o His four field goals made were tied for second-most in the NFL in Week 2.
- o His four field goals made were tied for first in the AFC in Week 2.

• Connected on three field goal attempts of 40-or-more yards

- o His three field goals made from 40-49 yards were the most such kicks made in the NFL in Week 2.

• Scored 14 points

- o His 14 points scored marked a new single-game career high
- o His 14 points scored ranked third-most in the NFL in Week 2.
- o His 14 points scored ranked second-most in the AFC in Week 2.

AFC SPECIAL TEAMS PLAYER OF THE WEEK - WEEK 12

Stat line: Was a perfect 5-for-5 on field goals and 3-of-3 on PATs, scoring 18 points. Connected on a 29-yard game-winning field goal in overtime.

• Converted on five field goals (22, 29, 30, 46 and 56-yards)

- o His five field goals made marked a new single-game career high.
- o His five field goals made were tied for most in the NFL in Week 12.

• Scored 18 points

- o His 18 points scored marked a new single-game career high.
- o His 18 points scored were tied for most in the NFL in Week 12.

• Converted on a 56-yard field goal

- o His 56-yard field goal marked a new career-long.
- o His 56-yard field goal was the longest field goal made in Week 12.



ROSTERS

ROSTER/ALPHABETICAL

NO.	NAME	POS	HT	WT	DOB	EXP	COLLEGE	HOMETOWN	HOW ACQ
31	Barber, Peyton	RB	5-11	225	6/27/1994	6	Auburn	Alpharetta, Ga.	FA-'21
78	Barton, Jackson	T	6-7	302	8/8/1995	3	Utah	Salt Lake City, Utah	FA-'21
82	Bowers, Nick	TE	6-4	260	5/26/1996	1	Penn State	Kittanning, Pa.	FA-'20
2	Carlson, Daniel	K	6-5	215	1/23/1995	4	Auburn	Colorado Springs, Colo.	FA-'18
4	Carr, Derek	QB	6-3	210	3/28/1991	8	Fresno State	Bakersfield, Calif.	D2-'14
6	Cole, AJ	P	6-4	220	11/27/1995	3	N.C. State	College Park, Ga.	FA-'19
57	Compton, Will	LB	6-1	235	9/19/1989	8	Nebraska	Bonne Terre, Mo.	FA-'21
98	Crosby, Maxx	DE	6-5	255	8/22/1997	3	Eastern Michigan	Colleyville, Texas	D4a-'19
5	Deablo, Divine	LB	6-3	226	8/17/1998	R	Virginia Tech	Winston-Salem, N.C.	D3b - '21
89	Edwards, Bryan	WR	6-3	215	11/13/1998	2	South Carolina	Conway, S.C.	D3b-'20
72	Eluemunor, Jermaine	OL	6-4	335	12/13/1994	5	Texas A&M	Rockaway, N.J.	FA-'21
35	Facyson, Brandon	CB	6-2	197	9/8/1994	4	Virginia Tech	Newnan, Ga.	FA-'21
99	Ferrell, Clelin	DE	6-4	265	5/17/1997	3	Clemson	Richmond, Va.	D1a-'19
37	Gillespie, Tyree	S	6-0	207	5/9/1997	R	Missouri	Ocala, Fla.	D4 - '21
90	Hankins, Johnathan	DT	6-3	340	3/30/1992	9	Ohio State	Dearborn Heights, Mich.	FA-'18
29	Hayward Jr., Casey	CB	5-11	192	9/9/1989	10	Vanderbilt	Perry, Ga.	UFA-'21 (LAC)
86	Helms, Daniel	TE	6-4	255	4/20/1995	2	Duke	Chatham, IL	FA-'21
39	Hobbs, Nate	CB	6-1	196	6/24/1999	R	Illinois	Louisville, Ky.	D5 - '21
1	Jackson, DeSean	WR	5-10	175	12/1/1986	14	California	Long Beach, California	FA-'21
28	Jacobs, Josh	RB	5-10	220	11/2/1998	3	Alabama	Tulsa, Okla.	D1b-'19
68	James, Andre	C	6-4	300	2/5/1997	3	UCLA	Herriman, Utah	FA-'19
77	Jefferson, Quinton	DT	6-4	291	3/31/1993	6	Maryland	Pittsburgh, Pa.	UFA-'21 (Buf.)
7	Jones, Zay	WR	6-2	200	3/30/1995	5	East Carolina	Austin, Texas	TR -'19 (Buf.)
51	Koonce, Malcolm	DE	6-2	249	6/6/1998	R	Buffalo	Peekskill, N.Y.	D3a - '21
70	Leatherwood, Alex	G/T	6-5	312	5/1/1999	R	Alabama	Pensacola, Fla.	D1 - '21
32	Leavitt, Dallin	S	5-10	195	8/8/1994	3	Utah State	Portland, Ore.	FA-'18
55	Lee, Marquel	LB	6-3	235	10/21/1995	4	Wake Forest	Waldorf, Md.	FA-'21
42	Littleton, Cory	LB	6-3	228	11/18/1993	6	Washington	Spring Valley, Calif.	UFA-'20 (LAR)
53	March-Lillard, Justin	LB	6-0	222	7/5/1993	7	Akron	Danville, Ill.	FA-'21
8	Mariota, Marcus	QB	6-4	222	10/30/1993	7	Oregon	Honolulu, Hawaii	UFA-'20 (Ten.)
66	Martin, Nick	C	6-4	295	4/29/1993	6	Notre Dame	Indianapolis, Ind.	UFA-'21 (Hou.)
74	Miller, Kolton	T	6-8	325	9/10/1995	4	UCLA	Roseville, Calif.	D1-'18
25	Moehrig, Tre'von	S	6-1	202	6/16/1999	R	TCU	Spring Branch, Texas	D2 - '21
87	Moreau, Foster	TE	6-4	250	6/5/1997	3	LSU	New Orleans, La.	D4c-'19
91	Ngakoue, Yannick	DE	6-2	246	3/31/1995	6	Maryland	Washington, D.C.	UFA-'21 (Bal.)
22	Nixon, Keisean	CB	5-10	200	6/22/1997	3	South Carolina	Compton, Calif.	FA-'19
48	Onwuasor, Patrick	LB	6-0	227	8/22/1992	6	Portland State	Inglewood, CA	FA-'21
75	Parker, Brandon	T	6-8	320	10/21/1995	4	North Carolina A&T	Kannapolis, N.C.	D3a-'18
52	Perryman, Denzel	LB	5-11	240	5/12/1992	7	Miami	Coral Gables, Fla.	TR -'21
96	Philon, Darius	DT	6-1	286	1/22/1994	5	Arkansas	Mobile, Ala.	FA-'21
13	Renfrow, Hunter	WR	5-10	185	12/21/1995	3	Clemson	Myrtle Beach, S.C.	D5-'19
30	Richard, Jalen	RB	5-8	205	10/15/1993	6	Southern Mississippi	Alexandria, La.	FA-'16
21	Robertson, Amik	CB	5-9	183	6/7/1998	2	Louisiana Tech	Thibodaux, La.	D4b-'20
47	Sieg, Trent	LS	6-3	240	5/19/1995	4	Colorado State	Eaton, Colo.	FA-'18
76	Simpson, John	G	6-4	330	8/19/1997	2	Clemson	North Charleston, S.C.	D4a - '20
41	Smith, Sutton	FB	6-0	235	3/22/1996	1	Northern Illinois	St. Charles, Mo.	FA-'21
33	Teamer, Roderic	S	6-0	205	12/5/1997	2	Tulane	New Orleans, La.	FA-'21
92	Thomas, Solomon	DT	6-3	295	8/26/1995	5	Stanford	Coppell, Texas	UFA-'21 (SF)
10	Trufant, Desmond	CB	6-0	190	9/10/1990	9	Washington	Tacoma, Wash.	FA-'21
58	Wilber, Kyle	LB	6-4	240	4/26/1989	9	Wake Forest	Apopka, Fla.	FA-'21
34	Wright, K.J.	LB	6-4	246	7/23/1989	11	Mississippi State	Olive Branch, Miss.	FA-'21
Practice Squad (16)									
59	Bilal, Asmar	LB	6-2	227	4/12/1997	2	Notre Dame	Indianapolis, Ind.	FA-'21
38	Brown, Jordan	S	6-0	197	3/26/1996	1	South Dakota State	Scottsdale, Ari.	FA-'21
20	Brown, Tony	CB	6-0	198	7/13/1995	3	Alabama	Beaumont, Texas	FA-'21
67	Cotton Sr., Lester	G	6-4	335	2/20/1996	1	Alabama	Tuscaloosa, Ala.	FA-'19
43	Frazier, Kavon	S	6-0	220	8/11/1994	6	Central Michigan	Grand Rapids, MI	FA-'21
65	Grasu, Hroniss	OL	6-3	301	8/12/1991	6	Oregon	Los Angeles, Calif.	FA-'21
56	Green, Gerri	DE	6-4	250	9/14/1995	1	Mississippi State	Jackson, Miss.	FA-'20
54	Johnson, P.J.	DL	6-3	320	6/14/1996	1	Arizona	Sacramento, Calif.	FA-'21
17	Johnson, Tyron	WR	6-1	193	1/8/1996	2	Oklahoma State	New Orleans, La.	FA-'21
3	Peterman, Nathan	QB	6-2	225	4/5/1994	5	Pittsburgh	Jacksonville, Fla.	FA-'18
79	Poutasi, Jeremiah	OL	6-5	335	7/8/1994	3	Utah	San Mateo, Calif.	FA-'21
36	Ragas, Trey	RB	5-10	214	7/11/1996	R	Louisiana	Marrero, La.	FA-'21
97	Square, Damion	DT	6-2	293	2/6/1989	9	Alabama	Houston, Texas	FA-'21
16	Stoner, Dillon	WR	6-0	194	6/2/1998	R	Oklahoma State	Tulsa, Okla.	FA-'21
19	Turner, DJ	WR	5-9	206	1/18/1997	R	Pittsburgh	Lanham, Md.	FA-'21
15	Wims, Javon	WR	6-4	222	9/11/1994	4	Georgia	Carol City, Fla.	FA-'21
Injured Reserve - Designated For Return (1)									
85	Carrier, Derek	TE	6-3	240	7/25/1990	9	Beloit	Edgerton, Wis.	UFA-'18 (LAR)
Injured Reserve (9)									
24	Abram, Johnathan	S	6-0	205	10/25/1996	3	Mississippi State	Columbia, Miss.	D1c-'19
23	Drake, Kenyan	RB	6-1	211	1/26/1994	6	Alabama	Powder Springs, Ga.	UFA-'21 (Ari.)
71	Good, Denzelle	G	6-5	340	8/3/1991	7	Mars Hill	Gaffney, S.C.	W - '18 (Ind.)
64	Incognito, Richie	G	6-3	325	5/7/1983	14	Nebraska	Bogota, N.J.	FA-'19
45	Ingold, Alec	FB	6-1	240	9/7/1996	3	Wisconsin	Green Bay, Wis.	FA-'19
44	Kwiatkoski, Nick	LB	6-2	242	5/26/1993	6	West Virginia	Bethel Park, Pa.	UFA-'20 (Chi.)
93	McCoy, Gerald	DT	6-4	300	2/25/1988	11	Oklahoma	Oklahoma City, Okla.	FA-'21
50	Morrow, Nicholas	LB	6-0	225	10/7/1995	5	Greenville	Huntsville, Ala.	FA-'17
27	Mullen Jr., Trayvon	CB	6-2	200	9/20/1997	3	Clemson	Fort Lauderdale, Fla.	D2-'19
Reserve/COVID-19 (4)									
94	Nassib, Carl	DE	6-7	275	12/4/1993	6	Penn State	West Chester, Pa.	UFA-'20 (TB)
60	Simmons, Jordan	G	6-4	339	7/15/1994	4	USC	Inglewood, Calif.	FA-'21
95	Vickers, Kendal	DL	6-3	295	5/23/1995	2	Tennessee	Havelock, N.C.	FA-'20
83	Waller, Darren	TE	6-6	255	9/13/1992	5	Georgia Tech	Acworth, Ga.	FA-'18

NO.	NAME	POS	HT	WT	DOB	EXP	COLLEGE	HOMETOWN	HOW ACQ
1	Jackson, DeSean	WR	5-10	175	12/1/1986	14	California	Long Beach, California	FA-'21
2	Carlson, Daniel	K	6-5	215	1/23/1995	4	Auburn	Colorado Springs, Colo.	FA-'18
4	Carr, Derek	QB	6-3	210	3/28/1991	8	Fresno State	Bakersfield, Calif.	D2-'14
5	Deablo, Divine	LB	6-3	226	8/17/1998	R	Virginia Tech	Winston-Salem, N.C.	D3b - '21
6	Cole, AJ	P	6-4	220	11/27/1995	3	N.C. State	College Park, Ga.	FA-'19
7	Jones, Zay	WR	6-2	200	3/30/1995	5	East Carolina	Austin, Texas	TR -'19 (Buf.)
8	Mariota, Marcus	QB	6-4	222	10/30/1993	7	Oregon	Honolulu, Hawaii	UFA-'20 (Ten.)
10	Trufant, Desmond	CB	6-0	190	9/10/1990	9	Washington	Tacoma, Wash.	FA-'21
13	Renfrow, Hunter	WR	5-10	185	12/21/1995	3	Clemson	Myrtle Beach, S.C.	D5-'19
21	Robertson, Amik	CB	5-9	183	6/7/1998	2	Louisiana Tech	Thibodaux, La.	D4b-'20
22	Nixon, Keisean	CB	5-10	200	6/22/1997	3	South Carolina	Compton, Calif.	FA-'19
25	Moehrig, Tre'veon	S	6-1	202	6/16/1999	R	TCU	Spring Branch, Texas	D2 - '21
28	Jacobs, Josh	RB	5-10	220	11/2/1998	3	Alabama	Tulsa, Okla.	D1b-'19
29	Hayward Jr., Casey	CB	5-11	192	9/9/1989	10	Vanderbilt	Perry, Ga.	UFA -'21 (LAC)
30	Richard, Jalen	RB	5-8	205	10/15/1993	6	Southern Mississippi	Alexandria, La.	FA-'16
31	Barber, Peyton	RB	5-11	225	6/27/1994	6	Auburn	Alpharetta, Ga.	FA-'21
32	Leavitt, Dallin	S	5-10	195	8/8/1994	3	Utah State	Portland, Ore.	FA-'18
33	Teamer, Roderic	S	6-0	205	12/5/1997	2	Tulane	New Orleans, La.	FA-'21
34	Wright, K.J.	LB	6-4	246	7/23/1989	11	Mississippi State	Olive Branch, Miss.	FA-'21
35	Facyson, Brandon	CB	6-2	197	9/8/1994	4	Virginia Tech	Newnan, Ga.	FA-'21
37	Gillespie, Tyree	S	6-0	207	5/9/1997	R	Missouri	Ocala, Fla.	D4 - '21
39	Hobbs, Nate	CB	6-1	196	6/24/1999	R	Illinois	Louisville, Ky.	D5 - '21
41	Smith, Sutton	FB	6-0	235	3/22/1996	1	Northern Illinois	St. Charles, Mo.	FA-'21
42	Littleton, Cory	LB	6-3	228	11/18/1993	6	Washington	Spring Valley, Calif.	UFA-'20 (LAR)
47	Sieg, Trent	LS	6-3	240	5/19/1995	4	Colorado State	Eaton, Colo.	FA-'18
48	Onwuasor, Patrick	LB	6-0	227	8/22/1992	6	Portland State	Inglewood, CA	FA-'21
51	Koonce, Malcolm	DE	6-2	249	6/6/1998	R	Buffalo	Peekskill, N.Y.	D3a - '21
52	Perryman, Denzel	LB	5-11	240	5/12/1992	7	Miami	Coral Gables, Fla.	TR -'21
53	March-Lillard, Justin	LB	6-0	222	7/5/1993	7	Akron	Danville, Ill.	FA-'21
55	Lee, Marquel	LB	6-3	235	10/21/1995	4	Wake Forest	Waldorf, Md.	FA-'21
57	Compton, Will	LB	6-1	235	9/19/1989	8	Nebraska	Bonne Terre, Mo.	FA-'21
58	Wilber, Kyle	LB	6-4	240	4/26/1989	9	Wake Forest	Apopka, Fla.	FA-'21
66	Martin, Nick	C	6-4	295	4/29/1993	6	Notre Dame	Indianapolis, Ind.	UFA-'21 (Hou.)
68	James, Andre	C	6-4	300	2/5/1997	3	UCLA	Herriman, Utah	FA-'19
70	Leatherwood, Alex	G/T	6-5	312	5/1/1999	R	Alabama	Pensacola, Fla.	D1 - '21
72	Eluemunor, Jermaine	OL	6-4	335	12/13/1994	5	Texas A&M	Rockaway, N.J.	FA-'21
74	Miller, Kolton	T	6-8	325	9/10/1995	4	UCLA	Roseville, Calif.	D1-'18
75	Parker, Brandon	T	6-8	320	10/21/1995	4	North Carolina A&T	Kannapolis, N.C.	D3a-'18
76	Simpson, John	G	6-4	330	8/19/1997	2	Clemson	North Charleston, S.C.	D4a - '20
77	Jefferson, Quinton	DT	6-4	291	3/31/1993	6	Maryland	Pittsburgh, Pa.	UFA-'21 (Buf.)
78	Barton, Jackson	T	6-7	302	8/8/1995	3	Utah	Salt Lake City, Utah	FA-'21
82	Bowers, Nick	TE	6-4	260	5/26/1996	1	Penn State	Kittanning, Pa.	FA-'20
86	Helm, Daniel	TE	6-4	255	4/20/1995	2	Duke	Chatham, IL	FA-'21
87	Moreau, Foster	TE	6-4	250	6/5/1997	3	LSU	New Orleans, La.	D4c-'19
89	Edwards, Bryan	WR	6-3	215	11/13/1998	2	South Carolina	Conway, S.C.	D3b-'20
90	Hankins, Johnathan	DT	6-3	340	3/30/1992	9	Ohio State	Dearborn Heights, Mich.	FA-'18
91	Ngakoue, Yannick	DE	6-2	246	3/31/1995	6	Maryland	Washington, D.C.	UFA -'21 (Bal.)
92	Thomas, Solomon	DT	6-3	295	8/26/1995	5	Stanford	Coppell, Texas	UFA -'21 (SF)
96	Philon, Darius	DT	6-1	286	1/22/1994	5	Arkansas	Mobile, Ala.	FA-'21
98	Crosby, Maxx	DE	6-5	255	8/22/1997	3	Eastern Michigan	Colleyville, Texas	D4a-'19
99	Ferrell, Clelin	DE	6-4	265	5/17/1997	3	Clemson	Richmond, Va.	D1a-'19
Practice Squad (16)									
3	Peterman, Nathan	QB	6-2	225	4/5/1994	5	Pittsburgh	Jacksonville, Fla.	FA-'18
15	Wims, Javon	WR	6-4	222	9/11/1994	4	Georgia	Carol City, Fla.	FA-'21
16	Stoner, Dillon	WR	6-0	194	6/2/1998	R	Oklahoma State	Tulsa, Okla.	FA-'21
17	Johnson, Tyron	WR	6-1	193	1/8/1996	2	Oklahoma State	New Orleans, La.	FA-'21
19	Turner, DJ	WR	5-9	206	1/18/1997	R	Pittsburgh	Lanham, Md.	FA-'21
20	Brown, Tony	CB	6-0	198	7/13/1995	3	Alabama	Beaumont, Texas	FA-'21
36	Ragas, Trey	RB	5-10	214	7/11/1996	R	Louisiana	Marrero, La.	FA-'21
38	Brown, Jordan	S	6-0	197	3/26/1996	1	South Dakota State	Scottsdale, Ari.	FA-'21
43	Frazier, Kavon	S	6-0	220	8/11/1994	6	Central Michigan	Grand Rapids, MI	FA-'21
54	Johnson, P.J.	DL	6-3	320	6/14/1996	1	Arizona	Sacramento, Calif.	FA-'21
56	Green, Gerri	DE	6-4	250	9/14/1995	1	Mississippi State	Jackson, Miss.	FA-'20
59	Bilal, Asmar	LB	6-2	227	4/12/1997	2	Notre Dame	Indianapolis, Ind.	FA-'21
65	Grasu, Hroniss	OL	6-3	301	8/12/1991	6	Oregon	Los Angeles, Calif.	FA-'21
67	Cotton Sr., Lester	G	6-4	335	2/20/1996	1	Alabama	Tuscaloosa, Ala.	FA-'19
79	Poutasi, Jeremiah	OL	6-5	335	7/8/1994	3	Utah	San Mateo, Calif.	FA-'21
97	Square, Damion	DT	6-2	293	2/6/1989	9	Alabama	Houston, Texas	FA-'21
Injured Reserve - Designated For Return (1)									
85	Carrier, Derek	TE	6-3	240	7/25/1990	9	Beloit	Edgerton, Wis.	UFA-'18 (LAR)
Injured Reserve (9)									
23	Drake, Kenyan	RB	6-1	211	1/26/1994	6	Alabama	Powder Springs, Ga.	UFA-'21 (Ari.)
24	Abram, Johnathan	S	6-0	205	10/25/1996	3	Mississippi State	Columbia, Miss.	D1c-'19
27	Mullen Jr., Trayvon	CB	6-2	200	9/20/1997	3	Clemson	Fort Lauderdale, Fla.	D2-'19
44	Kwiatkoski, Nick	LB	6-2	242	5/26/1993	6	West Virginia	Bethel Park, Pa.	UFA-'20 (Chi.)
45	Ingold, Alec	FB	6-1	240	9/7/1996	3	Wisconsin	Green Bay, Wis.	FA-'19
50	Morrow, Nicholas	LB	6-0	225	10/7/1995	5	Greenville	Huntsville, Ala.	FA-'17
64	Incognito, Richie	G	6-3	325	5/7/1983	14	Nebraska	Bogota, N.J.	FA-'19
71	Good, Denzelle	G	6-5	340	8/3/1991	7	Mars Hill	Gaffney, S.C.	W - '18 (Ind.)
93	McCoy, Gerald	DT	6-4	300	2/25/1988	11	Oklahoma	Oklahoma City, Okla.	FA-'21
Reserve/COVID-19 (4)									
60	Simmons, Jordan	G	6-4	339	7/15/1994	4	USC	Inglewood, Calif.	FA-'21
83	Waller, Darren	TE	6-6	255	9/13/1992	5	Georgia Tech	Acworth, Ga.	FA-'18
94	Nassib, Carl	DE	6-7	275	12/4/1993	6	Penn State	West Chester, Pa.	UFA-'20 (TB)
95	Vickers, Kendal	DL	6-3	295	5/23/1995	2	Tennessee	Havelock, N.C.	FA-'20

(As of January 4, 2022)
OFFENSE

WR	7 Zay Jones	1 DeSean Jackson	
LT	74 Kolton Miller	78 Jackson Barton	
LG	76 John Simpson	60 [Jordan Simmons]	
C	68 Andre James	66 Nick Martin	
RG	<u>70 Alex Leatherwood</u>	72 Jermaine Eluemunor	
RT	75 Brandon Parker	78 Jackson Barton	
TE	83 [Darren Waller]	87 Foster Moreau	86 Daniel Helm 82 Nick Bowers
WR	89 Bryan Edwards		
WR	13 Hunter Renfrow		
QB	4 Derek Carr	8 Marcus Mariota	
RB	28 Josh Jacobs	30 Jalen Richard	31 Peyton Barber
FB	41 Sutton Smith		

DEFENSE

DE	91 Yannick Ngakoue	94 [Carl Nassib]	<u>51 Malcolm Koonce</u>
NT	90 Johnathan Hankins	96 Darius Philon	
DT	77 Quinton Jefferson	92 Solomon Thomas	95 [Kendal Vickers]
DE	98 Maxx Crosby	99 Clelin Ferrell	
SLB	34 K.J. Wright	55 Marquel Lee	58 Kyle Wilber
MLB	52 Denzel Perryman	57 Will Compton	53 Justin March-Lillard
WLB	42 Cory Littleton	<u>5 Divine Deablo</u>	48 Patrick Onwuasor
LCB	35 Brandon Facyson	<u>39 Nate Hobbs</u>	21 Amik Robertson
RCB	29 Casey Hayward Jr.	22 Keisean Nixon	10 Desmond Trufant
FS	<u>25 Tre'von Moehrig</u>	<u>37 Tyree Gillespie</u>	
SS	33 Roderic Teamer	32 Dallin Leavitt	

SPECIALISTS

P	6 AJ Cole	
K	2 Daniel Carlson	
H	6 AJ Cole	
LS	47 Trent Sieg	
KR	30 Jalen Richard	31 Peyton Barber
PR	13 Hunter Renfrow	

[Reserve/COVID-19]

PRONUNCIATION GUIDE

Jermaine Eluemunor	eh-LOO-muh-nor	Patrick Onwuasor	oh-WAH-so
Brandon Facyson	fay-SEN	Darius Philon	FYE-lon
Clelin Ferrell	CLEE-lin FURL	Jalen Richard	JAY-linn REE-shard
Tre'von Moehrig	TRAY-von MAIR-ig	Amik Robertson	uh-MEEK
Yannick Ngakoue	yah-NEEK in-GAH-kway	Trent Sieg	SIG
Keisean Nixon	KEY-shawn		

NO.	NAME	POS.	HT.	WT.	AGE	EXP.	COLLEGE	HOMETOWN	HOW ACQ.
QUARTERBACKS (3)									
3	Peterman, Nathan (PS)	QB	6-2	225	27	5	Pittsburgh	Jacksonville, Fla.	FA-'18
4	Carr, Derek	QB	6-3	210	30	8	Fresno State	Bakersfield, Calif.	D2-'14
8	Mariota, Marcus	QB	6-4	222	28	7	Oregon	Honolulu, Hawaii	UFA-'20 (Ten.)
RUNNING BACKS (7)									
23	Drake, Kenyan (IR)	RB	6-1	211	27	6	Alabama	Powder Springs, Ga.	UFA-'21 (Ari.)
28	Jacobs, Josh	RB	5-10	220	23	3	Alabama	Tulsa, Okla.	D1b-'19
30	Richard, Jalen	RB	5-8	205	28	6	Southern Mississippi	Alexandria, La.	FA-'16
31	Barber, Peyton	RB	5-11	225	27	6	Auburn	Alpharetta, Ga.	FA-'21
36	Ragas, Trey (PS)	RB	5-10	214	25	R	Louisiana	Marrero, La.	FA-'21
41	Smith, Sutton	FB	6-0	235	25	1	Northern Illinois	St. Charles, Mo.	FA-'21
45	Ingold, Alec (IR)	FB	6-1	240	25	3	Wisconsin	Green Bay, Wis.	FA-'19
WIDE RECEIVERS (8)									
1	Jackson, DeSean	WR	5-10	175	35	14	California	Long Beach, California	FA-'21
7	Jones, Zay	WR	6-2	200	26	5	East Carolina	Austin, Texas	TR-'19 (Buf.)
13	Renfrow, Hunter	WR	5-10	185	26	3	Clemson	Myrtle Beach, S.C.	D5-'19
15	Wims, Javon (PS)	WR	6-4	222	27	4	Georgia	Carol City, Fla.	FA-'21
16	Stoner, Dillon (PS)	WR	6-0	194	23	R	Oklahoma State	Tulsa, Okla.	FA-'21
17	Johnson, Tyron (PS)	WR	6-1	193	25	2	Oklahoma State	New Orleans, La.	FA-'21
19	Turner, DJ (PS)	WR	5-9	206	24	R	Pittsburgh	Lanham, Md.	FA-'21
89	Edwards, Bryan	WR	6-3	215	23	2	South Carolina	Conway, S.C.	D3b-'20
TIGHT ENDS (5)									
82	Bowers, Nick	TE	6-4	260	25	1	Penn State	Kittanning, Pa.	FA-'20
83	Waller, Darren (R/C19)	TE	6-6	255	29	5	Georgia Tech	Acworth, Ga.	FA-'18
85	Carrier, Derek (IRD)	TE	6-3	240	31	9	Beloit	Edgerton, Wis.	UFA-'18 (LAR)
86	Helm, Daniel	TE	6-4	255	26	2	Duke	Chatham, IL	FA-'21
87	Moreau, Foster	TE	6-4	250	24	3	LSU	New Orleans, La.	D4c-'19
OFFENSIVE LINE (14)									
60	Simmons, Jordan (R/C19)	G	6-4	339	27	4	USC	Inglewood, Calif.	FA-'21
64	Incognito, Richie (IR)	G	6-3	325	38	14	Nebraska	Bogota, N.J.	FA-'19
65	Grasu, Hroniss (PS)	OL	6-3	301	30	6	Oregon	Los Angeles, Calif.	FA-'21
66	Martin, Nick	C	6-4	295	28	6	Notre Dame	Indianapolis, Ind.	UFA-'21 (Hou.)
67	Cotton Sr., Lester (PS)	G	6-4	335	25	1	Alabama	Tuscaloosa, Ala.	FA-'19
68	James, Andre	C	6-4	300	24	3	UCLA	Herriman, Utah	FA-'19
70	Leatherwood, Alex	G/T	6-5	312	22	R	Alabama	Pensacola, Fla.	D1-'21
71	Good, Denzelle (IR)	G	6-5	340	30	7	Mars Hill	Gaffney, S.C.	W-'18 (Ind.)
72	Eluemunor, Jermaine	OL	6-4	335	27	5	Texas A&M	Rockaway, N.J.	FA-'21
74	Miller, Kolton	T	6-8	325	26	4	UCLA	Roseville, Calif.	D1-'18
75	Parker, Brandon	T	6-8	320	26	4	North Carolina A&T	Kannapolis, N.C.	D3a-'18
76	Simpson, John	G	6-4	330	24	2	Clemson	North Charleston, S.C.	D4a-'20
78	Barton, Jackson	T	6-7	302	26	3	Utah	Salt Lake City, Utah	FA-'21
79	Poutasi, Jeremiah (PS)	OL	6-5	335	27	3	Utah	San Mateo, Calif.	FA-'21
LINEBACKERS (12)									
5	Deablo, Divine	LB	6-3	226	23	R	Virginia Tech	Winston-Salem, N.C.	D3b-'21
34	Wright, K.J.	LB	6-4	246	32	11	Mississippi State	Olive Branch, Miss.	FA-'21
42	Littleton, Cory	LB	6-3	228	28	6	Washington	Spring Valley, Calif.	UFA-'20 (LAR)
44	Kwiatkoski, Nick (IR)	LB	6-2	242	28	6	West Virginia	Bethel Park, Pa.	UFA-'20 (Chi.)
48	Onwuasor, Patrick	LB	6-0	227	29	6	Portland State	Inglewood, CA	FA-'21
50	Morrow, Nicholas (IR)	LB	6-0	225	26	5	Greenville	Huntsville, Ala.	FA-'17
52	Perryman, Denzel	LB	5-11	240	29	7	Miami	Coral Gables, Fla.	TR-'21
53	March-Lillard, Justin	LB	6-0	222	28	7	Akron	Danville, Ill.	FA-'21
55	Lee, Marquel	LB	6-3	235	26	4	Wake Forest	Waldorf, Md.	FA-'21
57	Compton, Will	LB	6-1	235	32	8	Nebraska	Bonne Terre, Mo.	FA-'21
58	Wilber, Kyle	LB	6-4	240	32	9	Wake Forest	Apopka, Fla.	FA-'21
59	Bilal, Asmar (PS)	LB	6-2	227	24	2	Notre Dame	Indianapolis, Ind.	FA-'21
DEFENSIVE BACKS (15)									
10	Trufant, Desmond	CB	6-0	190	31	9	Washington	Tacoma, Wash.	FA-'21
20	Brown, Tony (PS)	CB	6-0	198	26	3	Alabama	Beaumont, Texas	FA-'21
21	Robertson, Amik	CB	5-9	183	23	2	Louisiana Tech	Thibodaux, La.	D4b-'20
22	Nixon, Keisean	CB	5-10	200	24	3	South Carolina	Compton, Calif.	FA-'19
24	Abram, Johnathan (IR)	S	6-0	205	25	3	Mississippi State	Columbia, Miss.	D1c-'19
25	Moehrig, Tre'von	S	6-1	202	22	R	TCU	Spring Branch, Texas	D2-'21
27	Mullen Jr., Trayvon (IR)	CB	6-2	200	24	3	Clemson	Fort Lauderdale, Fla.	D2-'19
29	Hayward Jr., Casey	CB	5-11	192	32	10	Vanderbilt	Perry, Ga.	UFA-'21 (LAC)
32	Leavitt, Dallin	S	5-10	195	27	3	Utah State	Portland, Ore.	FA-'18
33	Teamer, Roderic	S	6-0	205	24	2	Tulane	New Orleans, La.	FA-'21
35	Facyson, Brandon	CB	6-2	197	27	4	Virginia Tech	Newnan, Ga.	FA-'21
37	Gillespie, Tyree	S	6-0	207	24	R	Missouri	Ocala, Fla.	D4-'21
38	Brown, Jordan (PS)	S	6-0	197	25	1	South Dakota State	Scottsdale, Ari.	FA-'21
39	Hobbs, Nate	CB	6-1	196	22	R	Illinois	Louisville, Ky.	D5-'21
43	Frazier, Kavon (PS)	S	6-0	220	27	6	Central Michigan	Grand Rapids, MI	FA-'21
DEFENSIVE LINE (14)									
51	Koonce, Malcolm	DE	6-2	249	23	R	Buffalo	Peekskill, N.Y.	D3a-'21
54	Johnson, P.J. (PS)	DL	6-3	320	25	1	Arizona	Sacramento, Calif.	FA-'21
56	Green, Gerri (PS)	DE	6-4	250	26	1	Mississippi State	Jackson, Miss.	FA-'20
77	Jefferson, Quinton	DT	6-4	291	28	6	Maryland	Pittsburgh, Pa.	UFA-'21 (Buf.)
90	Hankins, Johnathan	DT	6-3	340	29	9	Ohio State	Dearborn Heights, Mich.	FA-'18
91	Ngakoue, Yannick	DE	6-2	246	26	6	Maryland	Washington, D.C.	UFA-'21 (Bal.)
92	Thomas, Solomon	DT	6-3	295	26	5	Stanford	Coppell, Texas	UFA-'21 (SF)
93	McCoy, Gerald (IR)	DT	6-4	300	33	11	Oklahoma	Oklahoma City, Okla.	FA-'21
94	Nassib, Carl (R/C19)	DE	6-7	275	28	6	Penn State	West Chester, Pa.	UFA-'20 (TB)
95	Vickers, Kendal (R/C19)	DL	6-3	295	26	2	Tennessee	Havelock, N.C.	FA-'20
96	Philon, Darius	DT	6-1	286	27	5	Arkansas	Mobile, Ala.	FA-'21
97	Square, Damion (PS)	DT	6-2	293	32	9	Alabama	Houston, Texas	FA-'21
98	Crosby, Maxx	DE	6-5	255	24	3	Eastern Michigan	Colleyville, Texas	D4a-'19
99	Ferrell, Clelin	DE	6-4	265	24	3	Clemson	Richmond, Va.	D1a-'19
SPECIALISTS (3)									
2	Carlson, Daniel	K	6-5	215	26	4	Auburn	Colorado Springs, Colo.	FA-'18
6	Cole, AJ	P	6-4	220	26	3	N.C. State	College Park, Ga.	FA-'19
47	Sieg, Trent	LS	6-3	240	26	4	Colorado State	Eaton, Colo.	FA-'18

YEAR	DRAFTEES (17)	FREE AGENTS (26)	COLLEGE FREE AGENTS (6)	TRADES/WAIVERS (2)
2014	QB Derek Carr (2)			
2016			RB Jalen Richard (FA-'16) S Dallin Leavitt (FA-'18)	
2018	T Kolton Miller (1) T Brandon Parker (3a)	K Daniel Carlson (FA-'18) DT Johnathan Hankins (FA-'18) LS Trent Sieg (FA-'18)		
2019	DE Clelin Ferrell (1a) RB Josh Jacobs (1b) DE Maxx Crosby (4a) TE Foster Moreau (4c) WR Hunter Renfrow (5)		P AJ Cole (FA-'19) C Andre James (FA-'19) CB Keisean Nixon (FA-'19)	WR Zay Jones (TR -'19 Buf.)
2020	WR Bryan Edwards (3b) G John Simpson (4a) CB Amik Robertson (4b)	LB Cory Littleton (UFA-'20 LAR) QB Marcus Mariota (UFA-'20 Ten.)	TE Nick Bowers (FA-'20)	
2021	G/T Alex Leatherwood (1) S Tre'von Moehrig (2) DE Malcolm Koonce (3a) LB Divine Deablo (3b) S Tyree Gillespie (4) CB Nate Hobbs (5)	RB Peyton Barber (FA-'21) T Jackson Barton (FA-'21) LB Will Compton (FA-'21) OL Jermaine Eluemunor (FA-'21) CB Brandon Facyson (FA-'21) CB Casey Hayward Jr. (UFA -'21 LAC) TE Daniel Helm (FA-'21) WR DeSean Jackson (FA-'21) DT Quinton Jefferson (UFA-'21 Buf.) LB Marquel Lee (FA-'21) LB Justin March-Lillard (FA-'21) C Nick Martin (UFA-'21 Hou.) DE Yannick Ngakoue (UFA -'21 Bal.) LB Patrick Onwuasor (FA-'21) DT Darius Philon (FA-'21) FB Sutton Smith (FA-'21) S Roderic Teamer (FA-'21) DT Solomon Thomas (UFA -'21 SF) CB Desmond Trufant (FA-'21) LB Kyle Wilber (FA-'21) LB K.J. Wright (FA-'21)		LB Denzel Perryman (TR -'21)

2021 REGULAR SEASON											
OFFENSE											
DATE	OPPONENT	WR	LT	LG	C	RG	RT	TE	QB	RB	FB
9/13	Baltimore	Henry Ruggs III/ Bryan Edwards	Kolton Miller	John Simpson	Andre James	Denzelle Good	Alex Leatherwood	Darren Waller	Derek Carr	Josh Jacobs	Alec Ingold
9/19	at Pittsburgh	Henry Ruggs III	Kolton Miller	John Simpson	Andre James	Jermaine Eluemunor	Alex Leatherwood	Darren Waller/ Derek Carrier/ Foster Moreau	Derek Carr	Kenyan Drake	--
9/26	Miami	Henry Ruggs III/ Bryan Edwards	Kolton Miller	John Simpson	Andre James	Jermaine Eluemunor	Alex Leatherwood	Darren Waller/ Foster Moreau	Derek Carr	Kenyan Drake	--
10/4	at L.A. Chargers	Henry Ruggs III/ Hunter Renfrow/ Bryan Edwards	Kolton Miller	John Simpson	Andre James	Jermaine Eluemunor	Alex Leatherwood	Darren Waller	Derek Carr	Josh Jacobs	--
10/10	Chicago	Henry Ruggs III/ Hunter Renfrow/ Bryan Edwards	Kolton Miller	John Simpson	Andre James	Alex Leatherwood	Brandon Parker	Darren Waller	Derek Carr	Josh Jacobs	--
10/17	at Denver	Henry Ruggs III/ Bryan Edwards	Kolton Miller	John Simpson	Andre James	Alex Leatherwood	Brandon Parker	Darren Waller	Derek Carr	Josh Jacobs	Alec Ingold
10/24	Philadelphia	Henry Ruggs III/ Bryan Edwards	Kolton Miller	John Simpson	Andre James	Alex Leatherwood	Brandon Parker	Foster Moreau	Derek Carr	Josh Jacobs	Alec Ingold
11/7	at N.Y. Giants	Zay Jones/ Hunter Renfrow/ Bryan Edwards	Kolton Miller	John Simpson	Andre James	Alex Leatherwood	Brandon Parker	Darren Waller	Derek Carr	Josh Jacobs	--
11/14	Kansas City	Zay Jones/ Bryan Edwards	Kolton Miller	John Simpson	Andre James	Alex Leatherwood	Brandon Parker	Darren Waller/ Foster Moreau	Derek Carr	Josh Jacobs	--
11/21	Cincinnati	Zay Jones/ Hunter Renfrow/ Bryan Edwards	Kolton Miller	John Simpson	Andre James	Alex Leatherwood	Brandon Parker	Darren Waller	Derek Carr	Peyton Barber	--
11/25	at Dallas	Hunter Renfrow	--	--	Andre James	--	--	Darren Waller/ Foster Moreau	Derek Carr	Josh Jacobs	--
12/5	Washington	Zay Jones/ Hunter Renfrow/ Bryan Edwards/ DeSean Jackson	--	--	Andre James	--	--	Foster Moreau	Derek Carr	Josh Jacobs	--
12/12	at Kansas City	Zay Jones/ Hunter Renfrow	--	--	Andre James	--	--	Foster Moreau	Derek Carr	Josh Jacobs	--
12/20	at Cleveland	Zay Jones/ Bryan Edwards/ DeSean Jackson	--	--	Andre James	--	--	Foster Moreau/ Daniel Helm	Derek Carr	Josh Jacobs	--
12/26	Denver	Zay Jones/ Hunter Renfrow/ DeSean Jackson	--	--	Andre James	--	--	Foster Moreau	Derek Carr	Josh Jacobs	--
1/2	at Indianapolis	Zay Jones/ Hunter Renfrow/ DeSean Jackson	--	--	Andre James	--	--	Foster Moreau	Derek Carr	Josh Jacobs	--
1/9	L.A. Chargers	--	--	--	--	--	--	--	--	--	--

2021 REGULAR SEASON											
DEFENSE											
DATE	OPPONENT	DE	DT	DE	LB	LB	CB	CB	CB	S	S
9/13	Baltimore	Maxx Crosby	Quinton Jefferson/ Johnathan Hankins	Yannick Ngakoue	Denzel Perryman	Cory Littleton	Nate Hobbs	Trayvon Mullen Jr.	Casey Hayward Jr.	Tre'von Moehrig	Johnathan Abram
9/19	at Pittsburgh	Yannick Ngakoue/ Maxx Crosby	Quinton Jefferson/ Johnathan Hankins	--	Cory Littleton	--	Nate Hobbs/ Casey Hayward Jr./ Trayvon Mullen Jr.	--	--	Tre'von Moehrig/ Johnathan Abram	--
9/26	Miami	Yannick Ngakoue/ Maxx Crosby	Quinton Jefferson/ Johnathan Hankins	--	Cory Littleton	--	Nate Hobbs/ Casey Hayward Jr./ Trayvon Mullen Jr.	--	--	Tre'von Moehrig/ Johnathan Abram	--
10/4	at L.A. Chargers	Yannick Ngakoue/ Maxx Crosby	Quinton Jefferson/ Johnathan Hankins	--	Cory Littleton/ Denzel Perryman	--	Nate Hobbs/ Casey Hayward Jr./ Trayvon Mullen Jr.	--	--	Tre'von Moehrig/ Johnathan Abram	--
10/10	Chicago	Yannick Ngakoue/ Maxx Crosby	Quinton Jefferson/ Johnathan Hankins	--	Cory Littleton/ K.J. Wright/ Denzel Perryman	--	Casey Hayward Jr./ Amik Robertson	--	--	Tre'von Moehrig/ Johnathan Abram	--
10/17	at Denver	Yannick Ngakoue/ Maxx Crosby	Quinton Jefferson	--	Cory Littleton/ K.J. Wright/ Denzel Perryman	--	Casey Hayward Jr./ Amik Robertson	--	--	Tre'von Moehrig/ Johnathan Abram	--
10/24	Philadelphia	Yannick Ngakoue/ Maxx Crosby	Quinton Jefferson/ Johnathan Hankins	--	Cory Littleton/ Denzel Perryman	--	Nate Hobbs/ Casey Hayward Jr./ Brandon Facyson	--	--	Tre'von Moehrig/ Johnathan Abram	--
11/7	at N.Y. Giants	Yannick Ngakoue/ Maxx Crosby	Quinton Jefferson/ Johnathan Hankins	--	Cory Littleton/ Denzel Perryman	--	Nate Hobbs/ Casey Hayward Jr./ Brandon Facyson	--	--	Tre'von Moehrig/ Johnathan Abram	--
11/14	Kansas City	Yannick Ngakoue/ Maxx Crosby	Quinton Jefferson/ Johnathan Hankins	--	Cory Littleton/ Denzel Perryman	--	Nate Hobbs/ Casey Hayward Jr./ Brandon Facyson	--	--	Tre'von Moehrig/ Johnathan Abram	--
11/21	Cincinnati	Yannick Ngakoue/ Maxx Crosby	Quinton Jefferson/ Johnathan Hankins	--	Cory Littleton/ K.J. Wright/ Denzel Perryman	--	Casey Hayward Jr./ Brandon Facyson	--	--	Tre'von Moehrig/ Johnathan Abram	--
11/25	at Dallas	Yannick Ngakoue/ Maxx Crosby	Quinton Jefferson/ Johnathan Hankins	--	Cory Littleton/ K.J. Wright/ Denzel Perryman	--	Casey Hayward Jr./ Brandon Facyson	--	--	Tre'von Moehrig/ Johnathan Abram	--
12/5	Washington	Yannick Ngakoue/ Maxx Crosby	Quinton Jefferson/ Johnathan Hankins	--	Cory Littleton/ K.J. Wright/ Denzel Perryman	--	Casey Hayward Jr./ Brandon Facyson	--	--	Tre'von Moehrig/ Johnathan Abram	--
12/12	at Kansas City	Yannick Ngakoue/ Maxx Crosby	Quinton Jefferson/ Johnathan Hankins	--	Divine Deablo/ Cory Littleton/ Denzel Perryman	--	Nate Hobbs/ Casey Hayward Jr./ Trayvon Mullen Jr.	--	--	Tre'von Moehrig/ Johnathan Abram	--
12/20	at Cleveland	Yannick Ngakoue/ Maxx Crosby	Quinton Jefferson/ Johnathan Hankins	--	Divine Deablo/ K.J. Wright	--	Casey Hayward Jr./ Keisean Nixon/ Brandon Facyson	--	--	Tre'von Moehrig/ Johnathan Abram	--
12/26	Denver	Yannick Ngakoue/ Maxx Crosby	Quinton Jefferson/ Darius Philon	--	Divine Deablo/ K.J. Wright/ Darius Philon	--	Casey Hayward Jr.	--	--	Tre'von Moehrig/ Dallon Leavitt	--
1/2	at Indianapolis	Yannick Ngakoue/ Maxx Crosby	Quinton Jefferson/ Darius Philon	--	Divine Deablo/ Denzel Perryman	--	Nate Hobbs/ Casey Hayward Jr./ Brandon Facyson	--	--	Tre'von Moehrig	--
1/9	L.A. Chargers	--	--	--	--	--	--	--	--	--	--

Rookies underlined.

2021 REGULAR SEASON INACTIVES								
DATE	OPPONENT	1	2	3	4	5	6	7
09/13	Baltimore	Nick Bowers	Clelin Ferrell	Richie Incognito	<u>Malcolm Koonce</u>	Nathan Peterman	--	--
09/19	at Pittsburgh	Nick Bowers	Richie Incognito	Josh Jacobs	Nick Kwiatkoski	--	--	--
09/26	Miami	Nick Bowers	Josh Jacobs	<u>Malcolm Koonce</u>	Dallon Leavitt	--	--	--
10/04	at L.A. Chargers	Jackson Barton	Nick Bowers	<u>Malcolm Koonce</u>	--	--	--	--
10/10	Chicago	Peyton Barber	Jackson Barton	<u>Malcolm Koonce</u>	--	--	--	--
10/17	at Denver	Peyton Barber	Jackson Barton	Johnathan Hankins	<u>Malcolm Koonce</u>	Nathan Peterman	Darius Philon	--
10/24	Philadelphia	Peyton Barber	Jackson Barton	<u>Malcolm Koonce</u>	Nathan Peterman	Amik Robertson	Darren Waller	--
11/07	at N.Y. Giants	Peyton Barber	Jackson Barton	<u>Malcolm Koonce</u>	Amik Robertson	--	--	--
11/14	Kansas City	Peyton Barber	Jackson Barton	<u>Tyree Gillespie</u>	<u>Malcolm Koonce</u>	Nick Kwiatkoski	Amik Robertson	Kendal Vickers
11/21	Cincinnati	Jackson Barton	<u>Malcolm Koonce</u>	Nick Kwiatkoski	Keisean Nixon	Jalen Richard	Kendal Vickers	--
11/25	at Dallas	Peyton Barber	Jackson Barton	<u>Malcolm Koonce</u>	Nick Kwiatkoski	Keisean Nixon	Kendal Vickers	--
12/05	Washington	Carl Nassib	Patrick Onwuasor	Amik Robertson	Kendal Vickers	Darren Waller	--	--
12/12	at Kansas City	Carl Nassib	Patrick Onwuasor	Amik Robertson	Kendal Vickers	Darren Waller	--	--
12/20	at Cleveland	Jackson Barton	Will Compton	Denzel Perryman	Kendal Vickers	Darren Waller	--	--
12/26	Denver	Will Compton	Johnathan Hankins	<u>Malcolm Koonce</u>	Kendal Vickers	Darren Waller	--	--
01/02	at Indianapolis	Jackson Barton	Jordan Brown	Johnathan Hankins	Amik Robertson	--	--	--
01/09	L.A. Chargers	--	--	--	--	--	--	--

Bold underline denotes rookie

PLAYER PARTICIPATION

2021 REGULAR SEASON LAS VEGAS RAIDERS PLAYER PARTICIPATION

PLAYERS	BAL	@ PIT	MIA	@ LAC	CHI	@ DEN	PHI	@ NYG	KC	CIN	@ DAL	WAS	@ KC	@ CLE	DEN	@ IND	LAC						
	9/13	9/19	9/26	10/4	10/10	10/17	10/24	11/7	11/14	11/21	11/25	12/5	12/12	12/20	12/26	1/2	1/9	GP	GS	DNP	IN		
Johnathan Abram	SS	SS	SS	SS	SS	SS	SS	SS	SS	SS	SS	SS	SS	SS	IR	IR	-	14	14	0	0		
Damon Arnette	P	P	P	P	IR	IR	IR	IR	P	PS	PS	PS	PS	PS	PS	PS	-	4	0	0	0		
Marcell Ateman	^	^	^	^	^	^	^	^	PS	PS	PS	PS	PS	PS	PS	PS	-	1	0	0	0		
Peyton Barber	^	P	P	P	N	N	N	N	N	RB	N	P	P	P	P	P	-	9	1	0	6		
Jackson Barton	^	^	^	N	N	N	N	N	N	N	N	P	P	N	X	N	-	2	0	1	10		
Asmar Bilal	IR	^	^	^	^	^	^	^	^	^	^	^	^	^	PS	PS	-	0	0	0	0		
Nick Bowers	N	N	N	N	P	P	IR	IR	IR	IR	IR	IR	IR	P	P	P	-	5	0	0	4		
Jordan Brown	PS	PS	PS	PS	PS	PS	PS	PS	PS	R/C19	R/C19	PS	PS	PS	PS	N	-	0	0	0	1		
Tony Brown	^	^	^	^	^	PS	PS	PS	PS	PS	PS	PS	PS	PS	PS	PS	-	0	0	0	0		
Matt Bushman	PS	PS	PS	PS	PS	PS	P	PS	PS	PS	PS	P	PS	PS	PS	PS	-	2	0	0	0		
Daniel Carlson	P	P	P	P	P	P	P	P	P	P	P	P	P	P	P	P	-	16	0	0	0		
Derek Carr	QB	QB	QB	QB	QB	QB	QB	QB	QB	QB	QB	QB	QB	QB	QB	QB	-	16	16	0	0		
Derek Carrier	P	TE	P	P	IR	IR	IR	IR	IR	IR	IR	IR	IR	IR	IR	IR	-	4	1	0	0		
Ha Ha Clinton-Dix	^	PS	P	PS	PS	PS	R/C19	PS	P	PS	PS	PS	PS	PS	PS	PS	-	2	0	0	0		
AJ Cole	P	P	P	P	P	P	P	P	P	P	P	P	P	P	P	P	-	16	0	0	0		
Will Compton	^	^	^	^	^	^	^	^	^	^	^	^	^	^	Active	Active	-	1	0	0	2		
Lester Cotton Sr.	PS	P	PS	PS	PS	PS	PS	PS	PS	PS	PS	PS	PS	X	P	PS	-	2	0	1	0		
Maxx Crosby	DE	DE	DE	DE	DE	DE	DE	DE	DE	DE	DE	DE	DE	DE	DE	DE	-	16	16	0	0		
Divine Deablo	P	P	P	P	P	P	P	P	P	P	P	P	WLB	WLB	WLB	WLB	-	16	4	0	0		
Kenyan Drake	P	RB	RB	P	P	P	P	P	P	P	P	P	IR	IR	IR	IR	-	12	2	0	0		
Bryan Edwards	WR	P	WR	WR	WR	WR	WR	WR	WR	WR	P	WR	P	WR	PS	PS	-	15	11	0	0		
Alex Ellis	IR	^	^	^	^	^	^	^	^	^	^	^	^	^	^	^	-	0	0	0	0		
Brandon Facyson	^	^	^	^	P	P	RCB	LCB	LCB	LCB	LCB	LCB	P	LCB	R/C19	LCB	-	11	8	0	0		
Nico Falah	^	^	^	^	^	^	^	^	^	^	^	^	^	^	PS	PS	-	0	0	0	0		
Clelin Ferrell	N	P	P	P	P	P	P	P	P	P	P	P	P	P	P	P	-	15	0	0	1		
D.J. Fluker	^	^	^	^	^	PS	PS	PS	PS	PS	PS	PS	PS	PS	PS	PS	-	0	0	0	0		
Kavon Frazier	^	^	^	^	^	^	^	^	^	^	PS	PS	PS	PS	P	PS	-	1	0	0	0		
Tyree Gillespie	P	P	P	P	P	P	P	P	N	IR	IR	IR	IR	IR	IR	IR	-	10	0	0	1		
Denzelle Good	RG	IR	IR	IR	IR	IR	IR	IR	IR	IR	IR	IR	IR	IR	IR	IR	-	1	1	0	0		
Hroniss Grasu	^	^	^	^	^	^	^	PS	PS	PS	PS	PS	PS	PS	PS	X	-	0	0	1	0		
Gerri Green	PS	PS	PS	PS	PS	PS	PS	PS	PS	PS	PS	PS	PS	PS	PS	PS	-	0	0	0	0		
Devery Hamilton	PS	PS	PS	PS	PS	PS	PS	PS	PS	PS	PS	PS	PS	PS	PS	PS	-	0	0	0	0		
Johnathan Hankins	NT	NT	NT	NT	NT	N	NT	NT	NT	NT	NT	NT	NT	NT	N	N	-	13	13	0	3		
Madre Harper	PS	NOT	NOT	^	^	^	^	^	^	^	^	^	^	^	^	^	-	0	0	0	0		
Casey Hayward Jr.	RCB	RCB	RCB	RCB	RCB	RCB	RCB	RCB	RCB	RCB	RCB	RCB	RCB	RCB	RCB	RCB	-	16	16	0	0		
Brett Heggie	^	^	^	^	^	^	^	^	^	^	^	^	^	^	PS	PS	-	0	0	0	0		
Daniel Helm	^	^	^	^	^	^	^	P	P	P	P	P	P	TE	P	P	-	9	1	0	0		
Nate Hobbs	LCB	LCB	LCB	LCB	P	P	LCB	LCB	LCB	P	P	P	LCB	R/C19	P	LCB	-	15	9	0	0		
Richie Incognito	N	N	IR	IR	IR	IR	IR	IR	IR	IR	IR	IR	IR	IR	IR	IR	-	0	0	0	2		
Alec Ingold	FB	P	P	P	P	FB	FB	P	P	IR	IR	IR	IR	IR	IR	IR	-	9	3	0	0		
DeSean Jackson	^	^	^	^	^	^	^	^	P	P	P	WR	P	WR	WR	WR	-	8	4	0	0		
Robert Jackson	PS	PS	PS	PS	PS	NOT	NOT	NOT	NOT	NOT	NOT	PS	PS	PS	PS	PS	-	0	0	0	0		
Josh Jacobs	RB	N	N	RB	RB	RB	RB	RB	RB	P	RB	RB	RB	RB	RB	RB	-	14	13	0	2		
Andre James	C	C	C	C	C	C	C	C	C	C	C	C	C	C	C	C	-	16	16	0	0		
Quinton Jefferson	DT	DT	DT	DT	DT	DT	DT	DT	DT	DT	DT	DT	DT	DT	DT	DT	-	16	16	0	0		
Zay Jones	P	P	P	P	P	P	P	WR	WR	WR	P	WR	WR	WR	WR	WR	-	16	8	0	0		
Malcolm Koonce	N	X	N	N	N	N	N	N	N	N	N	P	P	P	N	P	-	4	0	1	11		
Nick Kwiatkoski	P	N	P	P	P	P	P	P	N	N	N	P	IR	IR	IR	IR	-	8	0	0	4		
Nevin Lawson	R/SUS	R/SUS	^	^	^	^	^	^	^	^	^	^	^	^	^	^	-	0	0	0	0		
Alex Leatherwood	RT	RT	RT	RT	RT	RG	RG	RG	RG	RG	RG	RG	RG	RG	RG	RG	-	16	16	0	0		
Dallin Leavitt	P	P	N	P	P	P	P	P	P	P	P	P	P	P	FS	P	-	15	1	0	1		
Marquel Lee	^	^	^	^	^	^	^	^	^	^	^	^	^	^	^	^	-	1	0	0	0		
Cory Littleton	WLB	WLB	WLB	WLB	WLB	WLB	WLB	WLB	WLB	WLB	WLB	WLB	WLB	P	P	P	-	16	13	0	0		
Marcus Mariota	P	IR	IR	IR	IR	X	P	P	P	X	P	P	P	P	P	P	-	9	0	2	0		
Nick Martin	P	P	P	P	P	P	P	P	P	P	P	P	P	P	P	P	-	16	0	0	0		
Gerald McCoy	P	IR	IR	R/SUS	R/SUS	R/SUS	R/SUS	R/SUS	IR	IR	IR	IR	IR	IR	IR	IR	-	1	0	0	0		
Kolton Miller	LT	LT	LT	LT	LT	LT	LT	LT	LT	LT	LT	LT	LT	LT	LT	LT	-	16	16	0	0		
Tre'von Moehrig	FS	FS	FS	FS	FS	FS	FS	FS	FS	FS	FS	FS	FS	FS	FS	FS	-	16	16	0	0		
Foster Moreau	P	TE	TE	P	P	P	TE	P	TE	P	TE	TE	TE	TE	TE	TE	-	16	10	0	0		
Jimmy Morrissey	PS	PS	PS	PS	PS	PS	^	^	^	^	^	^	^	^	^	^	-	0	0	0	0		
Nicholas Morrow	IR	IR	IR	IR	IR	IR	IR	IR	IR	IR	IR	IR	IR	IR	IR	IR	-	0	0	0	0		
Trayvon Mullen Jr.	LCB	LCB	LCB	LCB	IR	IR	IR	IR	IR	IR	IR	IR	IR	CB	IR	IR	-	5	5	0	0		
Carl Nassib	P	P	P	P	P	P	P	P	P	P	P	N	N	P	P	R/C19	-	13	0	0	2		
Yannick Ngakoue	DE	DE	DE	DE	DE	DE	DE	DE	DE	DE	DE	DE	DE	DE	DE	DE	-	16	16	0	0		
Keisean Nixon	IR	IR	IR	IR	P	P	P	P	P	N	N	P	P	LCB	P	P	-	10	1	0	2		
James Onwualu	RET	RET	RET	RET	RET	RET	RET	RET	RET	RET	RET	RET	RET	RET	RET	RET	-	0	0	0	0		
Patrick Onwuasor	PS	PS	P	PS	PS	PS	PS	PS	P	P	P	N	N	P	P	Active	-	6	0	0	2		
Brandon Parker	P	P	P	P	LT	RT	RT	RT	RT	RT	RT	RT	RT	RT	RT	RT	-	16	12	0	0		
Denzel Perryman	MLB	MLB	MLB	MLB	MLB	MLB	MLB	MLB	MLB	MLB	MLB	MLB	MLB	N	MLB	MLB	-	15	15	0	1		
Nathan Peterman	N	X	X	X	P	N	N	PS	PS	PS	PS	PS	PS	PS	X	PS	-	1	0	4	3		
Darius Philon	P	P	P	P	P	N	X	P	IR	IR	IR	IR	P	P	NT	NT	-	10	2	1	1		
Jeremiah Poutasi	PS	PS	PS	PS	PS	PS	PS	PS	PS	PS	PS	PS	PS	PS	PS	PS	-	0	0	0	0		
Trey Ragas	X	X	X	PS	PS	PS	PS	PS	PS	PS	PS	PS	PS	P	PS	PS	-	1	0	3	0		
Hunter Renfrow	P	P	P	WR	PR	P	P	WR	P	WR	WR	WR	WR	P	WR	WR	-	16	9	0	0		
Jalen Richard	IR	IR	IR	IRD	P	P	P	P	P	N	P	R/C19	R/C19	P	P	P	-	9	0	0	1		
Theo Riddick	RET	RET	RET	RET	RET	RET	RET	RET	RET	RET	RET	RET	RET	RET	RET	RET	-	0	0	0	0		
Amik Robertson	P	P	P	P	LCB	LCB	N	N	N	P	P	N	N	P	P	N	-	10	2	0	6		
Henry Ruggs III	WR	WR	WR	WR	PR	WR	PR	Active	^	^	^	^	^	^	^	^	-	7	7	0	0		
Kamaal Seymour	R/NFIN	R/NFIN	R/NFIN	R/NFIN	R/NFIN	R/NFIN	R/NFIN	R/NFIN	R/NFIN	R/NFIN	R/NFIN	R/NFIN	R/NFIN	R/NFIN	R/NFIN	R/NFIN	-	0	0	0	0		
Trent Sieg	P	P	P	P	P	P	P	P	P	P	P	R/C19	P	P	P	P	-	15	0	0	0		
Jordan Simmons	^	^	^	^	^	^	^	X	^	^	^	^	^	^	^	^	-	0	0	1	0		
John Simpson	LG	LG	LG	LG	LG	LG	LG	LG	LG	LG	LG	LG	LG	LG	LG	LG	-	16	16	0	0		
Kyle Sloter	^	PS	PS	PS	PS	PS	^	^	^	^	^	^	^	^	^	^	-	0	0	0	0		
Willie Snead IV	P	P	P	P	P	P	^	^	^	^	^	^	^	^	^	^	-	6	0	0	0		
Damion Square	^	^	^	^	^	^	^	^	^	^	^	^	^	^	^	^	-	1	0	0	0		
Dillon Stoner	PS	PS	PS	PS	PS	PS	PS	P	P	P	P	P	PS	PS	P	PS	-	6	0	0	0		
Roderic Teamer	^	^	^	^	^	^	^	^	^	^	^	^	^	^	^	^	-	1	0	0	0		
Solomon Thomas	P	P	P	P																			

DATE	POS.	PLAYER	TRANSACTION	POS.	PLAYER	TRANSACTION
12/31	LB	K.J. Wright	Activated from the Reserve/COVID-19 list	QB	Marcus Mariota	Activated from the Reserve/COVID-19 list
12/30	OL	Nico Falah	Signed to PS	OL	Brett Heggie	Signed to PS
	WR	Bryan Edwards	Activated from the Reserve/COVID-19 list	DE	Carl Nassib	Placed on Reserve/COVID-19 List
	G	Jordan Simmons	Placed on Reserve/COVID-19 List			
12/29	LB	Justin March-Lillard	Signed as FA	LB	Kyle Wilber	Signed as FA
	TE	Derek Carrier	Placed on Reserve/Designated to Return List	OL	Jermaine Eluemunor	Activated from Reserve/COVID-19 list
	CB	Brandon Facyson	Activated from Reserve/COVID-19 list	S	Roderic Teamer	Activated from the Reserve/COVID-19 list
	DL	Kendal Vickers	Placed on Reserve/COVID-19 List	TE	Darren Waller	Placed on Reserve/COVID-19 List
	G	Lester Cotton Sr.	Placed on Practice Squad/COVID-19 List	G	Jeremiah Poutasi	Placed on Practice Squad/COVID-19 List
	LB	Asmar Bilal	Signed to PS			
12/28	LB	Will Compton	Placed on Reserve/COVID-19 List			
12/27	WR	Tyron Johnson	Reverted to PS	CB	Casey Hayward	Placed on Reserve/COVID-19 List
	LB	Cory Littleton	Placed on Reserve/COVID-19 List	LB	Patrick Onwuasor	Placed on Reserve/COVID-19 List
	LB	Denzel Perryman	Placed on Reserve/COVID-19 List	DT	Darius Philon	Placed on Reserve/COVID-19 List
	LB	K.J. Wright	Placed on Reserve/COVID-19 List	WR	Dillon Stoner	Reverted to PS
	WR	Dillon Stoner	Reverted to PS	QB	Nathan Peterman	Reverted to PS
	DB	Kavon Frazier	Reverted to PS	DT	Damion Square	Activated from PS
	DT	Damion Square	Reverted to PS	G	Lester Cotton Sr.	Reverted to PS
12/26	WR	Bryan Edwards	Placed on Reserve/COVID-19 List	QB	Marcus Mariota	Placed on Reserve/COVID-19 List
	QB	Nathan Peterman	Activated from PS	WR	Dillon Stoner	Activated from PS
12/25	S	Johnathan Abram	Placed on Reserve/Injured list	S	Tyree Gillespie	Activated from Reserve/Injured list
	CB	Nate Hobbs	Activated from the Reserve/COVID-19 list	G	Lester Cotton Sr.	Activated from PS
	DB	Kavon Frazier	Activated from PS	WR	Tyron Johnson	Activated from PS
12/23	OL	Jermaine Eluemunor	Placed on Reserve/Injured list	S	Roderic Teamer	Placed on Reserve/COVID-19 List
	TE	Matt Bushman	Released from PS	CB	Tony Brown	Signed to PS
12/22	CB	Brandon Facyson	Placed on Reserve/COVID-19 List			
12/21	G	Lester Cotton Sr.	Reverted to PS	WR	Tyron Johnson	Reverted to PS
12/20	TE	Nick Bowers	Activated from Reserve/Injured list	CB	Trayvon Mullen Jr.	Placed on Reserve/Injured list
	WR	Tyron Johnson	Activated from PS	CB	Lester Cotton Sr.	Activated from PS
	CB	Nate Hobbs	Placed on Reserve/COVID-19 List			
12/14	RB	Jalen Richard	Activated from the Reserve/COVID-19 list	DT	Damion Square	Signed to PS
	TE	Nick Bowers	Designated to return from IR			
12/13	WR	Tyron Johnson	Reverted to PS	RB	Trey Ragas	Reverted to PS
	LB	Javin White	Reverted to PS			
12/11	LB	Will Compton	Signed to active roster from PS	CB	Trayvon Mullen Jr.	Activated from Reserve/Injured list
	DT	Darius Philon	Activated from Reserve/Injured list	WR	Tyron Johnson	Activated from PS
	RB	Trey Ragas	Activated from PS	LB	Javin White	Activated from PS
	DT	Damion Square	Waived			
12/9	LS	Carson Tinker	Released	LS	Trent Sieg	Restored to active roster from Reserve/COVID-19 list
				LB	Nick Kwiatkoski	Placed on Reserve/Injured list
12/8	RB	Kenyan Drake	Placed on Reserve/Injured list	DT	Darius Philon	Designated to return from IR
	S	Tyree Gillespie	Designated to return from IR	S	Ha Ha Clinton-Dix	Released from PS
	LB	Will Compton	Signed to PS	WR	Dillon Stoner	Reverted to PS
12/6	TE	Matt Bushman	Reverted to PS			
12/5	RB	Jalen Richard	Placed on Reserve/COVID-19 List	FB	Sutton Smith	Signed to active roster
12/4	WR	Jeff Badet	Released	WR	Dillon Stoner	Activated from PS
	WR	Dillon Stoner	Signed to PS			
	TE	Matt Bushman	Activated from PS	CB	Trayvon Mullen Jr.	Designated to return from IR
12/2	OL	D.J. Fluker	Released from PS	WR	Dillon Stoner	Waived
	DB	Kavon Frazier	Signed to PS			
12/1	LS	Carson Tinker	Signed as FA	S	Jordan Brown	Restored to PS from Practice Squad/COVID-19 list
11/29	LS	Trent Sieg	Placed on Reserve/COVID-19 List			
11/26	FB	Sutton Smith	Reverted to PS	FB	Sutton Smith	Reverted to PS
11/25	FB	Sutton Smith	Activated from PS	FB	Alec Ingold	Placed on Reserve/Injured list
11/22	S	Jordan Brown	Placed on Practice Squad/COVID-19 List			
11/20	S	Roderic Teamer	Activated from Reserve/Injured list	WR	Tyron Johnson	Signed to PS
	FB	Sutton Smith	Activated from PS	S	Tyree Gillespie	Placed on Reserve/Injured list
11/18	WR	Marcell Ateman	Released from PS	S	Roderic Teamer	Designated to return
11/17	DL	P.J. Johnson	Signed to PS	WR	Gary Jennings	Released from PS
	LB	Patrick Onwuasor	Signed to active roster from PS	S	Ha Ha Clinton-Dix	Reverted to PS
11/15	DT	Gerald McCoy	Returned to Reserve/Injured list from Suspended by Commissioner list	LB	Patrick Onwuasor	Activated from PS
	FB	Sutton Smith	Signed to PS	WR	Jeff Badet	Placed on Practice Squad Reserve/Injured List
	LB	Patrick Onwuasor	Reverted to PS	DT	Darius Philon	Placed on Reserve/Injured list
11/13	S	Ha Ha Clinton-Dix	Activated from PS			
11/11	WR	Gary Jennings	Signed to PS	CB	Damon Arnette	Waived from Reserve/Injured List
11/10	DL	Kendal Vickers	Signed to active roster from PS			
	WR	Jeff Badet	Signed to PS	LB	Javin White	Signed to PS
11/8	WR	DeSean Jackson	Signed as FA	QB	Nathan Peterman	Signed to PS
	WR	Marcell Ateman	Reverted to PS	T	Dan Skipper	Released from PS
11/6	WR	Marcell Ateman	Activated from PS	LB	Javin White	Waived
11/4	WR	Dillon Stoner	Signed to active roster from PS			
11/3	LB	Marquel Lee	Signed to active roster from PS	S	Ha Ha Clinton-Dix	Restored to PS from Reserve/COVID-19 list
	WR	Marcell Ateman	Signed to PS			
11/2	WR	Henry Ruggs III	Released	LB	Marquel Lee	Reverted to PS
	QB	Nathan Peterman	Released	OL	Hroniss Grasu	Signed to PS
11/1	CB	Tony Brown	Released from PS	TE	Matt Bushman	Activated from PS
	LB	Javin White	Activated from Reserve/Injured list			
10/27	WR	Willie Snead	Released	CB	Desmond Trufant	Signed as FA
10/25	TE	Daniel Helm	Signed as FA			
	S	Ha Ha Clinton-Dix	Placed on Reserve/COVID-19 List	DL	Kendal Vickers	Activated from PS
10/23	TE	Nick Bowers	Placed on Reserve/Injured list	CB	Robert Jackson	Released
	LB	Marquel Lee	Activated from PS	CB	Tony Brown	Signed to PS
10/20	OL	D.J. Fluker	Signed to PS			
	S	Roderic Teamer	Placed on Reserve/Injured list	CB	Keisean Nixon	Activated from Reserve/Injured list
10/18	DL	Kendal Vickers	Reverted to PS	CB	Trayvon Mullen Jr.	Placed on Reserve/Injured list
10/17	QB	Marcus Mariota	Activated from Reserve/Injured list			
10/13	QB	Kyle Slotter	Released	CB	Keisean Nixon	Placed on Reserve/Designated to Return List
	QB	Marcus Mariota	Designated to return			
	T	Dan Skipper	Signed to PS	RB	Trey Ragas	Signed to PS
10/9	RB	Jalen Richard	Activated from Reserve/Injured list			
	CB	Damon Arnette	Placed on Reserve/Injured list			
	TE	Derek Carrier	Placed on Reserve/Injured list			
10/6	CB	Brandon Facyson	Signed as FA from Los Angeles Chargers PS			
9/30	RB	Jalen Richard	Placed on Reserve/Designated to Return List			
9/29	WR	Javon Wims	Signed to PS			
	DT	Gerald McCoy	Placed on Reserve/Suspended By Commissioner-Less than One Year List			
9/28	WR	David Moore	Signed by Broncos to active roster from Raiders PS			
9/27	RB	Trey Ragas	Waived	LB	Patrick Onwuasor	Reverted to PS
	S	Ha Ha Clinton-Dix	Reverted to PS			
9/25	LB	Patrick Onwuasor	Activated from PS	G	Richie Incognito	Placed on Reserve/Injured list
	RB	Trey Ragas	Signed to active roster from PS	S	Ha Ha Clinton-Dix	Activated from PS
9/24	LB	Marquel Lee	Signed to PS	T	Devery Hamilton	Released from PS

ROSTER/TRANSACTIONS

9/22	T	Jackson Barton	Signed as FA from New York Giants PS	LB	Marquel Lee	Released
9/20	G	Lester Cotton Sr.	Reverted to PS	CB	Nevin Lawson	Released
	RB	Trey Ragas	Reverted to PS	QB	Kyle Slotter	Signed to PS
9/18	QB	Marcus Mariota	Placed on Reserve/Injured list	LB	Marquel Lee	Signed to active roster from PS
	RB	Trey Ragas	Activated from PS	G	Lester Cotton Sr.	Activated from PS
9/15	G	Jordan Simmons	Signed as FA	DT	Damion Square	Signed as FA
	S	Ha Ha Clinton-Dix	Signed to PS	G	Denzelle Good	Placed on Reserve/Injured list
	DT	Gerald McCoy	Placed on Reserve/Injured list	CB	Madre Harper	Released from PS
9/14	RB	Trey Ragas	Reverted to PS			
9/13	RB	Trey Ragas	Activated from PS			
9/6	LB	K.J. Wright	Signed as FA	LB	Tanner Muse	Waived
	WR	David Moore	Signed to PS	LB	Patrick Onwuasor	Signed to PS
	RB	BJ Emmons	Released	DT	Niles Scott	Released
9/4	RB	Peyton Barber	Signed as FA from Washington PS			
9/3	LB	Marquel Lee	Signed to PS	LB	Max Richardson	Released
9/2	TE	Derek Carrier	Signed as FA	OL	Jermaine Eluemunor	Signed as FA
	S	Dallin Leavitt	Signed as FA	CB	Madre Harper	Signed to PS
	LB	Nicholas Morrow	Placed on Reserve/Injured list	CB	Keisean Nixon	Placed on Reserve/Injured list
	RB	Jalen Richard	Placed on Reserve/Injured list	LB	Javin White	Placed on Reserve/Injured list
9/1	LB	Denzel Perryman	Acquired via trade with Panthers along with a 2022 seventh-round draft pick in exchange for a 2022 sixth-round draft pick	S	Jordan Brown	Signed to PS
	G	Lester Cotton Sr.	Signed to PS	RB	BJ Emmons	Signed to PS
	DE	Geri Green	Signed to PS	T	Devery Hamilton	Signed to PS
	CB	Robert Jackson	Signed to PS	C	Jimmy Morrissey	Signed to PS
	OL	Jeremiah Poutasi	Signed to PS	DT	Niles Scott	Signed to PS
	DE	Kendal Vickers	Signed to PS	LB	Max Richardson	Signed to PS
	TE	Matt Bushman	Signed to PS	RB	Trey Ragas	Signed to PS
	WR	Dillon Stoner	Signed to PS	WR	DJ Turner	Signed to PS
8/31	G	Lester Cotton Sr.	Waived	DT	Matt Dickerson	Waived
	WR	Keelan Doss	Waived	RB	BJ Emmons	Waived
	DE	Geri Green	Waived	T	Devery Hamilton	Waived
	CB	Isaiah Johnson	Waived	G/T	Jaryd Jones-Smith	Waived
	S	Dallin Leavitt	Waived	C	Jimmy Morrissey	Waived
	OL	Jeremiah Poutasi	Waived	DT	Niles Scott	Waived
	DE	Kendal Vickers	Waived	WR	John Brown	Released
	TE	Derek Carrier	Released	S	Karl Joseph	Released
	G/T	Patrick Omameh	Released	CB	Blidi Wreh-Wilson	Released
	LB	Asmar Bilal	Waived/Injured	TE	Alex Ellis	Waived/Injured
	CB	Nevin Lawson	Placed on Reserve/Suspended List	TE	Matt Bushman	Waived
	RB	Trey Ragas	Waived	LB	Max Richardson	Waived
	WR	Dillon Stoner	Waived	WR	DJ Turner	Waived
	RB	Garrett Groshek	Waived			
8/26	LB	Te'von Coney	Waived			
8/24	WR	Marcell Ateman	Released	LB	Darron Lee	Placed on Reserve/Injured List
	DT	Darius Stills	Waived/Injured	P	Corliss Waitman	Waived
8/23	T	Devery Hamilton	Re-signed as FA	CB	Rasul Douglas	Released
	G	Parker Ehinger	Released			
8/17	LB	Te'von Coney	Signed as FA	K	Dominik Eberle	Waived
8/16	QB	Case Cookus	Waived	RB	Bo Scarbrough	Waived
	LS	Liam McCullough	Waived	CB	De'Vante Bausby	Released
	WR	Caleb Scott	Waived			
	DT	Ethan Westbrooks	Released			
8/12	CB	Isaiah Johnson	Returned to practice from Active/Physically Unable to Perform List	CB	Shaun Crawford	Waived
8/11	DT	Ethan Westbrooks	Signed as FA	WR	Trey Quinn	Waived/Injured
8/10	LB	Divine Deablo	Returned to practice from Active/Physically Unable to Perform List			
	QB	Case Cookus	Signed as FA	T	Devery Hamilton	Waived/NFI
8/6	RB	Bo Scarbrough	Signed as FA	OL	Jeremiah Poutasi	Signed as FA
8/4	DT	Gerald McCoy	Signed as FA			
8/3	T	Sam Young	Placed on Reserve/Retired List	RB	Jalen Richard	Returned to practice from Reserve/COVID-19 List
8/2	LB	James Onwualu	Placed on Reserve/Retired List			
	RB	Darius Jackson	Waived			
8/1	K	Dominik Eberle	Re-signed as FA			
7/31	K	Daniel Carlson	Placed on Reserve/COVID-19 List			
7/30	RB	Theo Riddick	Placed on Reserve/Retired List	RB	Kenyan Drake	Returned to practice from Active/Non-Football Injury List
	DT	Darius Stills	Returned to practice from Active/Non-Football Injury List			
7/29	RB	BJ Emmons	Signed as FA	RB	Darius Jackson	Signed as FA
7/28	RB	Kenyan Drake	Placed on Active/Non-Football Injury List	RB	Jalen Richard	Placed on Reserve/COVID-19 List
	RB	Theo Riddick	Placed on Reserve/COVID-19 List			
7/26	K	Dominik Eberle	Waived	P	Corliss Waitman	Signed as FA
7/25	CB	Isaiah Johnson	Placed on Active/Physically Unable to Perform List	LB	Divine Deablo	Placed on Active/Physically Unable to Perform List
	T	Devery Hamilton	Placed on Active/Non-Football Illness List	DT	Darius Stills	Placed on Active/Non-Football Injury List
7/23	LB	Divine Deablo	Signed as draft pick (D3b- '21)	DE	Malcolm Koonce	Signed as draft pick (D3a - '21)
6/17	LB	Darron Lee	Signed as FA	CB	De'Vante Bausby	Signed as FA
	CB	T.J. Morrison	Waived			
6/10	S	Kemah Siverand	Waived			
6/9	CB	Blidi Wreh-Wilson	Signed as FA			
6/7	G	Marquel Harrell	Waived	T	Sam Young	Re-signed as FA
6/4	S	Rashaan Gaulden	Waived	G	Parker Ehinger	Signed as FA
6/3	S	Roderic Teamer	Signed as FA	TE	Alex Ellis	Signed as FA
	OL	Erik Magnuson	Released	TE	Carson Williams	Waived
5/26	T	Kamaal Seymour	Placed on Reserve/Non-Football Injury List			
5/25	T	Kamaal Seymour	Waived/NFI			
5/24	OL	Patrick Omameh	Signed as FA	T	Alex Leatherwood	Signed as draft pick (D1 - '21)
5/21	DE	David Irving	Released			
5/17	S	Tyree Gillespie	Signed as draft pick (D4 - '21)	CB	Nate Hobbs	Signed as draft pick (D5 - '21)
	C	Jimmy Morrissey	Signed as draft pick (D7 - '21)			
5/11	WR	Caleb Scott	Signed as FA			
5/7	T	Devery Hamilton	Signed as UDFA	TE	Matt Bushman	Signed as UDFA
	CB	Shaun Crawford	Signed as UDFA	RB	Garrett Groshek	Signed as UDFA
	CB	T.J. Morrison	Signed as UDFA	RB	Trey Ragas	Signed as UDFA
	LB	Max Richardson	Signed as UDFA	DT	Darius Stills	Signed as UDFA
	WR	Dillon Stoner	Signed as UDFA	WR	DJ Turner	Signed as UDFA
5/6	G	Marquel Harrell	Signed as FA			
5/5	S	Jeff Heath	Released			
5/4	CB	Casey Hayward	Signed as UFA (LAC)			
4/26	TE	Carson Williams	Signed as FA			
4/19	CB	Rasul Douglas	Signed as UFA (Car.)			
4/15	DE	Arden Key	Waived	DT	Maurice Hurst	Waived
	QB	Kyle Slotter	Released			
4/9	S	Karl Joseph	Signed as FA			
3/26	WR	Willie Snead	Signed as UFA (Bal.)			
3/24	G	Richie Incognito	Re-signed	G/T	Denzelle Good	Re-signed
	C	Nick Martin	Signed as UFA (Hou.)			

3/23	CB	Nevin Lawson	Re-signed			
3/22	DL	Darius Philon	Signed as FA	DL	Matt Dickerson	Signed as FA
	OL	Andre James	Signed to a multi-year contract extension			
3/20	G	Gabe Jackson	Traded to the Seahawks in return for a 2021 fifth-round draft pick.	DT	Johnathan Hankins	Re-signed
3/19	T	Trenton Brown	Traded with a 2022 seventh-round draft pick to the Patriots in return for a 2022 fifth-round draft pick	C	Rodney Hudson	Traded with a 2021 seventh-round draft pick to the Cardinals in return for a 2021 third-round draft pick
	RB	Kenyan Drake	Signed as UFA (Ari.)	LB	Nicholas Morrow	Re-signed
	RB	Theo Riddick	Re-signed	WR	Zay Jones	Re-signed
	TE	Derek Carrier	Re-signed	DT	Solomon Thomas	Signed as UFA (SF)
	DE	Yannick Ngakoue	Signed as UFA (Bal.)	WR	John Brown	Signed as UFA (Buf.)
3/17	DT	Quinton Jefferson	Signed as UFA (Buf.)			
3/9	G	Richie Incognito	Released	DB	Lamarcus Joyner	Released
3/8	S	Dallin Leavitt	Signed to a one-year contract extension			
3/3	LS	Trent Sieg	Re-signed as a restricted FA			
3/2	DE	Kendal Vickers	Signed to a one-year contract extension			
3/1	LB	Ukeme Eligwe	Waived	DE	Jeremiah Valoaga	Waived
	DB	D.J. Killings	Released			
2/24	WR	Tyrell Williams	Released			
2/18	DE	David Irving	Re-signed as FA			
2/9	G	Lester Cotton Sr.	Signed as FA			
2/4	QB	Nathan Peterman	Signed to a one-year contract extension			
2/3	WR	Marcell Ateman	Signed to Reserve/Future contract			
1/27	LB	Asmar Bilal	Signed to Reserve/Future contract			
1/26	WR	Keelan Doss	Signed to Reserve/Future contract			
1/15	QB	Kyle Slotter	Signed to Reserve/Future contract			
1/12	WR	Trey Quinn	Signed to Reserve/Future contract			
1/6	LS	Liam McCullough	Signed to Reserve/Future contract			
1/5	TE	Nick Bowers	Signed to Reserve/Future contract	K	Dominik Eberle	Signed to Reserve/Future contract
	S	Rashaan Gaulden	Signed to Reserve/Future contract	DE	Gerri Green	Signed to Reserve/Future contract
	OL	Jaryd Jones-Smith	Signed to Reserve/Future contract	OL	Erik Magnuson	Signed to Reserve/Future contract
	LB	James Onwualu	Signed to Reserve/Future contract	DT	Niles Scott	Signed to Reserve/Future contract
	T	Kamaal Seymour	Signed to Reserve/Future contract	S	Kemah Siverand	Signed to Reserve/Future contract
	LB	Javin White	Signed to Reserve/Future contract			
1/4	OL	Erik Magnuson	Reverted to PS	LB	James Onwualu	Reverted to PS
1/2	S	Jeff Heath	Activated from Reserve/Injured - Designated For Return list	LB	James Onwualu	Activated from PS
	OL	Erik Magnuson	Activated from PS			
1/1	S	Erik Harris	Activated from the Reserve/COVID-19 list			



RAIDERS STATISTICS

LAS VEGAS RAIDERS / REGULAR SEASON WEEK 17 / THROUGH SUNDAY, JANUARY 2, 2022

WON 9, LOST 7				JON GRUDEN (5 GAMES)	
09/13	W	33-27 (OT)	Baltimore	61,756	
09/19	W	26-17	at Pittsburgh	63,707	
09/26	W	31-28 (OT)	Miami	59,311	
10/04	L	14-28	at L.A. Chargers	70,240	
10/10	L	9-20	Chicago	59,122	
10/17	W	34-24	at Denver	76,854	
10/24	W	33-22	Philadelphia	62,000	
11/07	L	16-23	at N.Y. Giants	74,512	
11/14	L	14-41	Kansas City	62,125	
11/21	L	13-32	Cincinnati	61,712	
11/25	W	36-33 (OT)	at Dallas	93,483	
12/05	L	15-17	Washington	61,607	
12/12	L	9-48	at Kansas City	73,278	
12/20	W	16-14	at Cleveland	67,431	
12/26	W	17-13	Denver	60,972	
01/02	W	23-20	at Indianapolis	65,985	

2021 TEAM STATISTICS

	LV	OPP.
FIRST DOWNS	325	322
Rushing	86	104
Passing	207	182
Penalty	32	36
Third Down-Made/Att	69/189	87/212
Third Down Efficiency	36.5%	41.0%
Fourth Down-Made/Att	11/18	15/22
Fourth Down Efficiency	61.1%	68.2%
TOTAL NET YARDS	5,838	5,292
Avg. Per Game	364.9	330.8
Total Plays	1,008	1,015
Avg. Per Play	5.8	5.2
NET YARDS RUSHING	1,443	1,858
Avg. Per Game	90.2	116.1
Total Rushes	380	441
Avg. Per Rush	3.8	4.2
NET YARDS PASSING	4,395	3,434
Avg. Per Game	274.7	214.6
Sacked/Yards Lost	37/223	32/179
Gross Yards	4,618	3,613
Attempts/Completions	591/408	542/366
Pct. of Completion	69.0%	67.5%
Had Intercepted	14	5
PUNTS/AVERAGE	60/50.4	65/46.3
Net Punting Average	42.4	41.8
PUNT RETURN/AVG.	29/9.6	26/13.0
KICKOFF RETURN/AVG.	33/19.8	31/22.4
INTERCEPTION RETURN/AVG.	5/13.6	14/13.8
PENALTIES/YARDS	120/1066	89/913
FUMBLES/BALL LOST	26/10	20/8
TOUCHDOWNS	34	47
Rushing	13	17
Passing	21	26
Returns	0	4
EXTRA POINTS/ATTEMPTS	28/31	41/43
TWO POINT CONVERSION/ATT.	0/2	3/4
FIELD GOALS/ATTEMPTS	35/38	26/31
AVG. TIME OF POSSESSION	29:46	30:14

SCORE BY PERIODS		Q1		Q2		Q3		Q4		OT		PTS	
TEAM		56		91		91		86		15		339	
OPPONENTS		86		113		49		156		3		407	
SCORING		TD	RU	PA	RT	K-PAT	FG	2PT	S	PTS			
D. Carlson		0	0	0	0	28/31	35/38	0	0	133			
J. Jacobs		8	8	0	0	0/0	0/0	0	0	48			
H. Renfrow		7	0	7	0	0/0	0/0	0	0	42			
K. Drake		3	2	1	0	0/0	0/0	0	0	18			
B. Edwards		3	0	3	0	0/0	0/0	0	0	18			
F. Moreau		3	0	3	0	0/0	0/0	0	0	18			
P. Barber		2	2	0	0	0/0	0/0	0	0	12			
H. Ruggs III		2	0	2	0	0/0	0/0	0	0	12			
D. Waller		2	0	2	0	0/0	0/0	0	0	12			
A. Ingold		1	0	1	0	0/0	0/0	0	0	6			
D. Jackson		1	0	1	0	0/0	0/0	0	0	6			
Z. Jones		1	0	1	0	0/0	0/0	0	0	6			
M. Mariota		1	1	0	0	0/0	0/0	0	0	6			
C. Hayward Jr.		0	0	0	0	0/0	0/0	0	1	2			
TEAM		34	13	21	0	28/31	35/38	0	1	339			
OPPONENTS		47	17	26	4	41/43	26/31	3	0	407			

2-Pt Conv: TM 0-2, OPP 3-4

D. Carlson: (34G, 55G) (46G, 33G, 41G, 45G) (50G, 38G, 22G) (52WL) (31G) (50G, 43RU, 30G) (28G, 39G) (25G, 32G, 25G, 25WL) (-) (26G, 47G) (22G, 46G, 30G, 56G, 29G) (52G, 38G, 37G) (26G) (24G, 40G, 48G) (41G) (47G, 44G, 33G)

OPP: (40G, 47G) (56G) (48RU, 46G, 50G) (46G, 46G) (32G) (35G, 32G, 38G) (40G, 46WL, 35G) (54G, 53G, 51G, 47G) (59LU, 29G, 45G) (48G) (54G, 37G) (47WR) (49G, 55G, 55WL) (46G, 41G)

SACKS: Y. Ngakoue 10.0, M. Crosby 6.0, Q. Jefferson 4.0, S. Thomas 3.5, D. Philon 2.0, M. Koonce 2.0, C. Nassib 1.5, N. Hobbs 1.0, C. Ferrell 1.0, C. Littleton 0.5, D. Square 0.5, **TM** 32.0, **OPP** 37.0 **FUM/LOST:** D. Carr 12/5, H. Renfrow 5/1, J. Jacobs 2/2, Z. Jones 1/1, D. Jackson 1/1, K. Drake 1/0, P. Barber 1/0, B. Edwards 1/0, A. James 1/0, M. Mariota 1/0, **TM** 26/10, **OPP** 20/8

PASSING	ATT	CMP	YDS	CMP%	YDS/ATT	TD	TD%	INT	INT%	LONG	SACK	LOST	RATING
D. Carr	590	408	4,618	69.2	7.8	21	3.6	14	2.4	61t	37.0	223	94.3
M. Mariota	1	0	0	0.0	0.0	0	0.0	0	0.0	0	0.0	0	39.6
TEAM	591	408	4,618	69.0	7.8	21	3.6	14	2.4	61t	37	223	94.1
OPPONENTS	542	366	3,613	67.5	6.7	26	4.8	5	0.9	52	32	179	98.3

RUSHING	NO.	YDS	AVG	LONG	TD
J. Jacobs	191	740	3.9	21	8
K. Drake	63	254	4.0	21	2
P. Barber	55	212	3.9	27	2
D. Carr	39	109	2.8	22	0
M. Mariota	9	64	7.1	31	1
J. Richard	7	16	2.3	5	0
H. Ruggs III	3	16	5.3	7	0
T. Ragas	1	9	9.0	9	0
H. Renfrow	2	7	3.5	5	0
D. Leavitt	2	6	3.0	4	0
D. Jackson	1	4	4.0	4	0
Z. Jones	2	3	1.5	4	0
N. Peterman	2	2	1.0	1	0
A. Ingold	2	1	0.5	1	0
B. Edwards	1	0	0.0	0	0
TEAM	380	1,443	3.8	31	13
OPPONENTS	441	1,858	4.2	51t	17

RECEIVING	TAR	NO.	YDS	AVG	LONG	TD
H. Renfrow	123	99	1,025	10.4	54	7
D. Waller	84	53	643	12.1	33	2
Z. Jones	62	42	519	12.4	43	1
J. Jacobs	62	52	336	6.5	29	0
B. Edwards	54	30	508	16.9	51	3
F. Moreau	42	28	323	11.5	34	3
K. Drake	40	30	291	9.7	31t	1
H. Ruggs III	36	24	469	19.5	61t	2
D. Jackson	19	12	233	19.4	56t	1
P. Barber	13	10	67	6.7	23	0
A. Ingold	12	10	85	8.5	29	1
J. Richard	12	10	69	6.9	19	0
W. Snead IV	5	3	32	10.7	15	0
D. Carrier	2	2	13	6.5	9	0
T. Ragas	2	2	6	3.0	4	0
D. Helm	2	1	-1	-1.0	0	0
TEAM	570	408	4,618	11.3	61t	21
OPPONENTS	521	366	3,613	9.9	52	26

INTERCEPTIONS	NO.	YDS	AVG	LONG	TD
T. Moehrig	1	35	35.0	35	0
T. Mullen Jr.	1	18	18.0	18	0
N. Hobbs	1	9	9.0	9	0
J. Abram	1	6	6.0	6	0
B. Facyson	1	0	0.0	0	0
TEAM	5	68	13.6	35	0
OPPONENTS	14	193	13.8	85t	2
FUMBLES	FUM	LST	FF	REC	TD
D. Carr	12	5	0	5	0
J. Jacobs	2	2	0	0	0
D. Jackson	1	1	0	0	0
H. Renfrow	5	1	0	3	0
Z. Jones	1	1	0	0	0
B. Edwards	1	0	0	0	0
K. Drake	1	0	0	1	0
P. Barber	1	0	0	0	0
J. Simpson	0	0	0	3	0
A. Ingold	0	0	0	1	0
M. Mariota	1	0	0	0	0
D. Leavitt	0	0	0	1	0
A. James	1	0	0	0	0
TEAM	26	10	0	14	0
OPPONENTS	20	8	2	6	0

PUNTING	NO.	YDS	AVG	NET	TB	IN	LG	B
A. Cole	60	3,021	50.4	42.4	7	26	71	0
TEAM	60	3,021	50.4	42.4	7	26	71	0
OPPONENTS	65	3,011	46.3	41.8	1	31	60	0
PUNT RETURNS	RET	FC	YDS	AVG	LONG			TD
H. Renfrow	28	20	271	9.7	41			0
N. Kwiatkoski	1	0	6	6.0	6			0
TEAM	29	20	277	9.6	41			0
OPPONENTS	26	15	337	13.0	37			0
KICKOFF RETURNS	NO.	YDS	AVG	LONG				TD
J. Richard	11	227	20.6	32				0
K. Drake	10	192	19.2	31				0
T. Johnson	6	116	19.3	34				0
H. Ruggs III	4	70	17.5	22				0
P. Barber	2	49	24.5	25				0
TEAM	33	654	19.8	34				0
OPPONENTS	31	695	22.4	100t				1
FIELD GOALS	1-19	20-29	30-39	40-49				50+
D. Carlson	0/0	9/10	11/11	10/11				5/6
TEAM	0/0	9/10	11/11	10/11				5/6
OPPONENTS	0/0	1/1	6/6	12/15				7/9

DEFENSIVE/SPECIAL TEAMS STATS

2021 REGULAR SEASON LAS VEGAS RAIDERS DEFENSIVE STATS (THROUGH WEEK 17)

POS.	PLAYER	TKL.	AST.	COMB	TFL	SACKS/SK. YDS.	PR	FR	FF	INT./YDS.	PD
LB	D. Perryman	94	51	145	5	0.0/0.0	3	2	1	0/0	3
S	J. Abram	63	51	114	5	0.0/0.0	3	1	0	1/6	4
LB	C. Littleton	50	45	95	2	0.5/0.5	2	1	0	0/0	4
CB	N. Hobbs	45	19	64	2	1.0/6.0	4	0	1	1/9	2
DE	M. Crosby	30	18	48	10	6.0/34.5	26	0	0	0/0	4
S	T. Moehrig	30	18	48	0	0.0/0.0	0	0	0	1/35	6
CB	B. Facyson	33	13	46	1	0.0/0.0	1	0	0	1/0	11
LB	K. Wright	21	25	46	2	0.0/0.0	0	0	0	0/0	0
DT	Q. Jefferson	17	28	45	5	4.0/26.5	13	0	2	0/0	0
CB	C. Hayward Jr.	37	6	43	3	0.0/0.0	0	0	0	0/0	6
DT	J. Hankins	15	22	37	1	0.0/0.0	2	0	0	0/0	1
LB	D. Deablo	23	11	34	1	0.0/0.0	0	0	0	0/0	1
DT	S. Thomas	17	17	34	3	3.5/19.5	12	0	2	0/0	2
DE	Y. Ngakoué	17	11	28	8	10.0/50.0	23	0	2	0/0	3
DT	D. Philon	17	6	23	4	2.0/10.0	2	2	0	0/0	1
DE	C. Nassib	16	5	21	3	1.5/12.5	4	0	1	0/0	0
S	D. Leavitt	11	10	21	0	0.0/0.0	0	1	0	0/0	2
CB	T. Mullen Jr.	16	3	19	0	0.0/0.0	0	0	0	1/18	4
CB	A. Robertson	14	4	18	0	0.0/0.0	0	0	0	0/0	0
LB	N. Kwiatkoski	10	4	14	1	0.0/0.0	0	0	0	0/0	0
S	R. Teamer	11	2	13	0	0.0/0.0	0	0	0	0/0	0
DE	C. Ferrell	6	5	11	1	1.0/3.0	3	0	0	0/0	1
CB	D. Trufant	8	2	10	0	0.0/0.0	0	0	0	0/0	1
CB	K. Nixon	6	2	8	0	0.0/0.0	1	0	0	0/0	0
DT	D. Square	2	6	8	0	0.5/1.5	3	0	0	0/0	0
LB	M. Lee	3	3	6	0	0.0/0.0	0	0	0	0/0	0
CB	D. Arnette	2	2	4	0	0.0/0.0	0	0	0	0/0	1
DE	M. Koonce	2	0	2	2	2.0/15.0	2	0	0	0/0	0
S	T. Gillespie	0	2	2	0	0.0/0.0	0	0	0	0/0	0
WR	H. Renfrow	0	0	0	0	0.0/0.0	0	0	0	0/0	1
TOTALS		616	391	1007	59	32.0/179.0	104	7	9	5/68	58

2021 REGULAR SEASON RAIDERS SPECIAL TEAMS STATS

POS.	PLAYER	TKL.	AST.	COMB.
S	Leavitt, Dallin	5	6	11
LB	Kwiatkoski, Nick	3	4	7
S	Gillespie, Tyree	1	5	6
LB	Deablo, Divine	3	2	5
LB	Lee, Marquel	3	2	5
FB	Ingold, Alec	2	2	4
S	Teamer, Roderic	2	2	4
CB	Nixon, Keisean	1	3	4
S	Moehrig, Tre'von	3	0	3
TE	Moreau, Foster	2	1	3
CB	Hobbs, Nate	1	2	3
LB	Littleton, Cory	1	2	3
TE	Carrier, Derek	2	0	2
CB	Facyson, Brandon	2	0	2
DE	Ferrell, Clelin	2	0	2
S	Abram, Johnathan	1	1	2
WR	Jones, Zay	1	1	2
P	Cole, AJ	1	0	1
CB	Mullen Jr., Trayvon	1	0	1
LS	Sieg, Trent	1	0	1
FB	Smith, Sutton	1	0	1
WR	Stoner, Dillon	1	0	1
CB	Robertson, Amik	0	1	1
LS	Tinker, Carson	0	1	1
TOTALS		40	35	75

DEFENSIVE SCORES

INT (0)

FR (0)

Safety (1) (:36) (Shotgun) J.Brissett pass short left to J.Waddle tackled in End Zone for -1 yards, SAFETY (C.Hayward). **vs. MIA (09/26/21)**

SPECIAL TEAMS BIG PLAYS

FR (1)

(:45) A.Cole punts 61 yards to KC 9, Center-T.Sieg. M.Hughes to KC 46 for 37 yards (A.Cole). FUMBLES (A.Cole), RECOVERED by LV-F.Moreau at 50. LV-A.Ingold was injured during the play. **vs. KC (11/14/21)**

REGULAR SEASON DEFENSIVE AND SPECIAL TEAMS STATISTICS ARE BASED ON PRESS BOX STATISTICS.

2021 REGULAR SEASON RAIDERS GAME-BY-GAME OFFENSE

	09/13	09/19	09/26	10/04	10/10	10/17	10/24	11/07	11/14	11/21	11/25	12/05	12/12	12/20	12/26	01/02	01/09	
	BAL	@ PIT	MIA	@ LAC	CHI	@ DEN	PHI	@ NYG	KC	CIN	@ DAL	WAS	@ KC	@ CLE	DEN	@ IND	LAC	Totals
SCORING																		
Points	33	26	31	14	9	34	33	16	14	13	36	15	9	16	17	23		339
Q1	0	3	2	0	3	10	0	7	0	3	14	0	0	7	0	7		56
Q2	10	6	10	0	0	7	17	6	7	3	3	3	3	3	7	6		91
Q3	0	7	7	14	0	14	13	3	7	0	10	3	6	0	7	0		91
Q4	17	10	6	0	6	3	3	0	0	7	6	9	0	6	3	10		86
OT	6	0	6	0	0	0	0	0	0	0	3	0	0	0	0	0		15
TD Rushing	2	0	1	0	1	2	2	0	0	0	2	1	0	0	1	1		13
TD Passing	2	2	2	2	0	2	2	1	2	1	1	0	1	1	1	1		21
TD KO Returns	0	0	0	0	0	0	0	0	0	0	0	0	0	0	0	0		0
TD Punt Returns	0	0	0	0	0	0	0	0	0	0	0	0	0	0	0	0		0
TD Sp. Teams	0	0	0	0	0	0	0	0	0	0	0	0	0	0	0	0		0
TD Def. Returns	0	0	0	0	0	0	0	0	0	0	0	0	0	0	0	0		0
FG Attempts	2	4	3	1	1	3	2	4	0	2	5	3	1	3	1	3		38
FG Made	2	4	3	0	1	2	2	3	0	2	5	3	1	3	1	3		35
Safety	0	0	1	0	0	0	0	0	0	0	0	0	0	0	0	0		1
2-Pt Attempts	0	0	0	0	1	0	0	0	0	0	0	1	0	0	0	0		2
2-Pt Made	0	0	0	0	0	0	0	0	0	0	0	0	0	0	0	0		0
Time of Possession	34:08	34:22	38:47	25:17	27:58	25:27	32:31	29:49	24:34	22:40	39:02	26:17	26:25	33:24	36:37	31:03		488:21
FIRST DOWNS																		
Total	26	22	28	13	16	16	23	24	15	13	28	22	19	20	22	18		325
Rushing	6	4	7	2	6	4	7	8	3	5	7	5	2	5	10	5		86
Passing	17	17	18	8	7	11	16	15	11	8	14	14	13	14	11	13		207
Penalty	3	1	3	3	3	1	0	1	1	0	7	3	4	1	1	0		32
THIRD DOWNS																		
Attempts	15	13	15	13	14	11	9	12	9	7	13	8	11	13	12	14		189
Converted	7	5	8	4	5	4	3	4	1	1	3	2	4	6	6	6		69
Percentage	46.7%	38.5%	53.3%	30.8%	35.7%	36.4%	33.3%	33.3%	11.1%	14.3%	23.1%	25.0%	36.4%	46.2%	50.0%	42.9%		36.5%
FOURTH DOWNS																		
Attempts	1	1	1	3	3	0	1	1	2	0	0	0	1	1	1	2		18
Converted	0	1	0	1	1	0	1	1	1	0	0	0	1	1	1	2		11
Percentage	0.0%	100.0%	0.0%	33.3%	33.3%	0	100.0%	100.0%	50.0%	0	0	0	100.0%	100.0%	100.0%	100.0%		61.1%
TOT. OFFENSE																		
Net Yards	491	425	497	213	259	426	442	403	299	278	509	310	290	328	342	326		5,838
Plays	80	64	81	56	60	52	63	67	51	47	77	56	61	65	67	61		1,008
Avg./Play	6.1	6.6	6.1	3.8	4.3	8.2	7.0	6.0	5.9	5.9	6.6	5.5	4.8	5.0	5.1	5.3		5.8
RUSHING																		
Net Yards	82	52	140	48	71	86	119	117	50	72	143	76	44	98	160	85		1,443
Rush. Att.	21	25	35	18	22	23	29	20	14	18	35	16	12	25	40	27		380
Avg./Att.	3.9	2.1	4.0	2.7	3.2	3.7	4.1	5.9	3.6	4.0	4.1	4.8	3.7	3.9	4.0	3.1		3.8
PASSING																		
Net Yards	409	373	357	165	188	340	323	286	249	206	366	234	246	230	182	241		4,395
Attempts	56	37	43	34	35	27	34	46	35	27	39	38	45	38	25	32		591
Completions	34	28	26	21	22	18	31	30	25	19	24	28	33	25	20	24		408
Intercepted	1	0	1	1	1	0	1	2	1	1	0	0	1	1	1	2		14
Gross Yards	435	382	386	196	206	341	323	296	261	215	373	249	263	236	201	255		4,618
Sacked	3.0	2.0	3.0	4.0	3.0	2.0	0.0	1.0	2.0	2.0	3.0	2.0	4.0	2.0	2.0	2.0		37.0
Yards Lost	26	9	29	31	18	1	0	10	12	9	7	15	17	6	19	14		223
PENALTIES																		
Number	10	5	8	7	10	6	7	6	9	7	14	6	9	7	3	6		120
Yards	62	40	104	58	82	54	65	65	68	77	110	54	85	64	37	41		1,066
FUMBLES																		
Number	1	2	2	2	0	1	0	2	1	2	1	0	4	5	2	1		26
Lost	0	0	0	0	0	0	0	1	1	1	0	0	4	1	2	0		10
PUNTING																		
Yards	316	190	216	256	224	228	94	100	250	186	243	202	150	177	85	104		3,021
Punts	6	4	4	5	4	4	2	2	5	4	5	4	3	4	2	2		60
Net Avg.	41.5	37.3	47.3	47.2	46.5	47.0	44.0	37.0	36.8	39.0	45.4	43.3	39.7	39.3	42.5	42.0		42.4
Gross Avg.	52.7	47.5	54.0	51.2	56.0	57.0	47.0	50.0	50.0	46.5	48.6	50.5	50.0	44.3	42.5	52.0		50.4

2021 REGULAR SEASON RAIDERS GAME-BY-GAME DEFENSE

	09/13	09/19	09/26	10/04	10/10	10/17	10/24	11/07	11/14	11/21	11/25	12/05	12/12	12/20	12/26	01/02	01/09	
	BAL	@ PIT	MIA	@ LAC	CHI	@ DEN	PHI	@ NYG	KC	CIN	@ DAL	WAS	@ KC	@ CLE	DEN	@ IND	LAC	Totals
SCORING																		
Points	27	17	28	28	20	24	22	23	41	32	33	17	48	14	13	20		407
Q1	7	0	14	7	0	7	7	7	7	3	6	7	14	0	0	0		86
Q2	7	7	0	14	14	0	0	3	10	7	7	0	21	0	13	10		113
Q3	3	0	0	0	0	3	0	7	10	3	6	0	3	7	0	7		49
Q4	10	10	11	7	6	14	15	6	14	19	14	10	10	7	0	3		156
OT	0	0	3	0	0	0	0	0	0	0	0	0	0	0	0	0		3
TD Rushing	2	1	2	1	1	0	1	0	0	2	1	0	3	1	1	1		17
TD Passing	1	1	0	3	1	3	2	1	5	1	2	2	2	1	0	1		26
TD KO Returns	0	0	0	0	0	0	0	0	0	0	1	0	0	0	0	0		1
TD Punt Returns	0	0	0	0	0	0	0	0	0	0	0	0	0	0	0	0		0
TD Sp. Teams	0	0	0	0	0	0	0	0	0	0	0	0	0	0	0	0		0
TD Def. Returns	0	0	1	0	0	0	0	1	0	0	0	0	1	0	0	0		3
FG Attempts	2	1	3	0	2	1	0	3	3	4	3	1	2	1	3	2		31
FG Made	2	1	2	0	2	1	0	3	2	4	2	1	2	0	2	2		26
Safety	0	0	0	0	0	0	0	0	0	0	0	0	0	0	0	0		0
2-Pt Attempts	0	0	1	0	0	0	1	0	0	0	2	0	0	0	0	0		4
2-Pt Made	0	0	1	0	0	0	1	0	0	0	1	0	0	0	0	0		3
Time of Possession	32:14	25:38	31:13	34:43	32:02	34:33	27:29	30:11	35:26	37:20	26:30	33:43	33:35	26:36	23:23	28:57		493:33
FIRST DOWNS																		
Total	20	17	22	25	19	25	22	16	29	23	23	23	21	13	8	16		322
Rushing	8	3	5	11	7	6	8	8	5	10	6	7	6	3	2	9		104
Passing	11	13	13	13	8	18	12	6	23	10	13	12	11	9	4	6		182
Penalty	1	1	4	1	4	1	2	2	1	3	4	4	4	1	2	1		36
THIRD DOWNS																		
Attempts	12	12	18	13	13	14	13	12	15	16	13	13	13	14	10	11		212
Converted	3	5	6	4	6	5	6	6	9	8	3	7	9	6	1	3		87
Percentage	25.0%	41.7%	33.3%	30.8%	46.2%	35.7%	46.2%	50.0%	60.0%	50.0%	23.1%	53.8%	69.2%	42.9%	10.0%	27.3%		41.0%
FOURTH DOWNS																		
Attempts	2	1	4	3	0	3	3	0	3	0	0	0	0	1	1	1		22
Converted	1	0	3	2	0	1	2	0	3	0	0	0	0	1	1	1		15
Percentage	50.0%	0.0%	75.0%	66.7%	0	33.3%	66.7%	0	100.0%	0	0	0	0	100.0%	100.0%	100.0%		68.2%
TOT. OFFENSE																		
Net Yards	406	331	330	380	252	421	358	247	516	288	437	298	372	236	158	262		5,292
Plays	67	56	78	75	60	77	68	54	76	70	68	61	57	54	40	54		1,015
Avg./Play	6.1	5.9	4.2	5.1	4.2	5.5	5.3	4.6	6.8	4.1	6.4	4.9	6.5	4.4	4.0	4.9		5.2
RUSHING																		
Net Yards	189	39	133	168	143	112	135	149	94	159	64	112	132	89	18	122		1,858
Rush. Att.	34	14	27	34	37	23	32	31	25	38	20	30	30	24	16	26		441
Avg./Att.	5.6	2.8	4.9	4.9	3.9	4.9	4.2	4.8	3.8	4.2	3.2	3.7	4.4	3.7	1.1	4.7		4.2
PASSING																		
Net Yards	217	292	197	212	109	309	223	98	422	129	373	186	240	147	140	140		3,434
Attempts	30	40	49	39	21	49	34	20	51	29	47	30	24	30	22	27		542
Completions	19	27	32	25	13	35	18	15	36	20	32	23	20	20	15	16		366
Intercepted	0	1	0	0	0	3	0	0	0	0	0	1	0	0	0	0		5
Gross Yards	235	295	215	222	119	334	236	110	422	148	375	196	258	147	153	148		3,613
Sacked	3.0	2.0	2.0	2.0	2.0	5.0	2.0	3.0	0.0	3.0	1.0	1.0	3.0	0.0	2.0	1.0		32.0
Yards Lost	18	3	18	10	10	25	13	12	0	19	2	10	18	0	13	8		179
PENALTIES																		
Number	5	5	8	7	8	6	4	4	4	1	14	6	8	3	3	3		89
Yards	71	43	68	105	70	53	37	35	34	5	166	47	63	61	30	25		913
FUMBLES																		
Number	4	1	2	0	1	1	3	1	2	3	0	0	1	0	0	1		20
Lost	2	0	0	0	0	1	2	1	1	1	0	0	0	0	0	0		8
PUNTING																		
Yards	179	197	155	253	234	164	143	146	42	105	385	197	52	313	223	223		3,011
Punts	4	4	4	6	5	4	3	3	1	2	7	4	1	7	5	5		65
Net Avg.	42.3	42.8	36.5	37.5	45.0	39.8	42.7	47.0	42.0	41.0	50.1	42.8	46.0	40.3	43.4	31.8		41.8
Gross Avg.	44.8	49.3	38.8	42.2	46.8	41.0	47.7	48.7	42.0	52.5	55.0	49.3	52.0	44.7	44.6	44.6		46.3

LAS VEGAS RAIDERS SEASON HIGHS

CATEGORY	HIGH	DATE	OPPONENT
Points	36	11/25	at Dallas
Points in a Quarter	17	9/13	vs. Baltimore
Points in a Half	17	9/13	vs. Baltimore
Total Touchdowns	4	9/13	vs. Baltimore
Offensive Plays	81	9/26	vs. Miami
Total Net Yards	509	11/25	at Dallas
Total First Downs	28	9/26	vs. Miami
First Downs Rushing	10	12/26	vs. Denver
First Downs Passing	18	9/26	vs. Miami
First Down Penalties	7	11/25	at Dallas
Third Down Efficiency	53.3%	9/26	vs. Miami
Average Yards Per Play	8.2	10/17	at Denver
Total Net Yards Rushing	160	12/26	vs. Denver
Rushing Attempts	40	12/26	vs. Denver
Rushing Average Yards	5.9	11/7	at N.Y. Giants
Rushing Touchdowns	2	9/13	vs. Baltimore
Total Net Yards Passing	409	9/13	vs. Baltimore
Passing Attempts	56	9/13	vs. Baltimore
Passing Completions	34	9/13	vs. Baltimore
Passing Touchdowns	2	9/13	vs. Baltimore
Yards Per Attempt	11.7	10/17	at Denver
Passes Thrown for Interception	2	11/7	at N.Y. Giants
Times Sacked	4	10/4	at L.A. Chargers
QB Sacks	4	10/4	at L.A. Chargers
Sack Yards Lost	31	10/4	at L.A. Chargers
Total Punts	6	9/13	vs. Baltimore
Total Punt Yards	316	9/13	vs. Baltimore
Gross Punting Average	57	10/17	at Denver
Net Punting Average	47.3	9/26	vs. Miami
Punt Returns	4	10/4	at L.A. Chargers
Punt Return Yards	64	1/2	at Indianapolis
Punt Return Average	21.3	1/2	at Indianapolis
Kickoff Returns	5	11/7	at N.Y. Giants
Kickoff Return Yards	107	11/7	at N.Y. Giants
Total Penalties	14	11/25	at Dallas
Penalty Yards	110	11/25	at Dallas
Total Fumbles	5	12/20	at Cleveland
Fumbles Lost	4	12/12	at Kansas City
Time of Possession	39:02	11/25	at Dallas
Turnovers	5	12/12	at Kansas City

OPPONENT SEASON HIGHS

CATEGORY	HIGH	DATE	OPPONENT
Points	48	12/12	at Kansas City
Points in a Quarter	21	12/12	at Kansas City
Points in a Half	35	12/12	at Kansas City
Total Touchdowns	6	12/12	at Kansas City
Offensive Plays	78	9/26	vs. Miami
Total Net Yards	516	11/14	vs. Kansas City
Total First Downs	29	11/14	vs. Kansas City
First Downs Rushing	11	10/4	at L.A. Chargers
First Downs Passing	23	11/14	vs. Kansas City
First Down Penalties	4	9/26	vs. Miami
Third Down Efficiency	69.2%	12/12	at Kansas City
Average Yards Per Play	6.8	11/14	vs. Kansas City
Total Net Yards Rushing	189	9/13	vs. Baltimore
Rushing Attempts	38	11/21	vs. Cincinnati
Rushing Average Yards	5.6	9/13	vs. Baltimore
Rushing Touchdowns	3	12/12	at Kansas City
Total Net Yards Passing	422	11/14	vs. Kansas City
Passing Attempts	51	11/14	vs. Kansas City
Passing Completions	36	11/14	vs. Kansas City
Passing Touchdowns	5	11/14	vs. Kansas City
Yards Per Attempt	8.9	12/12	at Kansas City
Passes Thrown for Interception	3	10/17	at Denver
Times Sacked	5	10/17	at Denver
QB Sacks	5	10/17	at Denver
Sack Yards Lost	25	10/17	at Denver
Total Punts	7	11/25	at Dallas
Total Punt Yards	385	11/25	at Dallas
Gross Punting Average	55	11/25	at Dallas
Net Punting Average	50.1	11/25	at Dallas
Punt Returns	4	9/13	vs. Baltimore
Punt Return Yards	67	9/13	vs. Baltimore
Punt Return Average	23.0	11/14	vs. Kansas City
Kickoff Returns	4	9/19	at Pittsburgh
Kickoff Return Yards	129	11/25	at Dallas
Total Penalties	14	11/25	at Dallas
Penalty Yards	166	11/25	at Dallas
Total Fumbles	4	9/13	vs. Baltimore
Fumbles Lost	2	9/13	vs. Baltimore
Time of Possession	37:20	11/21	vs. Cincinnati
Turnovers	4	10/17	at Denver

2021 REGULAR SEASON RAIDERS INDIVIDUAL SINGLE-GAME HIGHS

Touchdowns	2	Kenyan Drake	at Broncos	10/17
		Josh Jacobs	vs. Ravens	09/13
Passes Attempted	56	Derek Carr	vs. Ravens	09/13
Passes Completed	34	Derek Carr	vs. Ravens	09/13
Completion Percentage	91.1	Derek Carr	vs. Eagles	10/24
Passing Yards	435	Derek Carr	vs. Ravens	09/13
Yards Per Attempt	12.6	Derek Carr	at Broncos	10/17
Touchdown Passes	2	Derek Carr	vs. Chiefs	11/14
		Derek Carr	vs. Eagles	10/24
		Derek Carr	at Broncos	10/17
		Derek Carr	at Chargers	10/04
		Derek Carr	vs. Dolphins	09/26
		Derek Carr	at Steelers	09/19
		Derek Carr	vs. Ravens	09/13
Receptions	13	Hunter Renfrow	at Chiefs	12/12
Receiving Yards	134	Hunter Renfrow	at Cowboys	11/25
Touchdown Receptions	1	Hunter Renfrow	at Colts	01/02
		Hunter Renfrow	vs. Broncos	12/26
		Bryan Edwards	at Browns	12/20
		Hunter Renfrow	at Chiefs	12/12
		DeSean Jackson	at Cowboys	11/25
		Foster Moreau	vs. Bengals	11/21
		Bryan Edwards	vs. Chiefs	11/14
		Hunter Renfrow	vs. Chiefs	11/14
		Hunter Renfrow	at Giants	11/07
		Bryan Edwards	vs. Eagles	10/24
		Foster Moreau	vs. Eagles	10/24
		Kenyan Drake	at Broncos	10/17
		Henry Ruggs III	at Broncos	10/17
		Hunter Renfrow	at Chargers	10/04
		Darren Waller	at Chargers	10/04
		Alec Ingold	vs. Dolphins	09/26
		Hunter Renfrow	vs. Dolphins	09/26
		Foster Moreau	at Steelers	09/19
		Henry Ruggs III	at Steelers	09/19
		Zay Jones	vs. Ravens	09/13
		...1 more.		
Rushing Yards	129	Josh Jacobs	vs. Broncos	12/26
Rushing Attempts	27	Josh Jacobs	vs. Broncos	12/26
Rushing Average	5.8	Josh Jacobs	at Giants	11/07
Rushing Touchdowns	2	Josh Jacobs	vs. Ravens	09/13
Yards From Scrimmage	142	Peyton Barber	vs. Dolphins	09/26
Combined Net Yards	170	Hunter Renfrow	at Cowboys	11/25
Interceptions Made	1	Nate Hobbs	vs. Washington	12/05
		Johnathan Abram	at Broncos	10/17
		Brandon Facyson	at Broncos	10/17
		Tre'von Moehrig	at Broncos	10/17
		Trayvon Mullen Jr.	at Steelers	09/19
Interceptions Thrown	2	Derek Carr	at Colts	01/02
		Derek Carr	at Giants	11/07
INT Return Yards	35	Tre'von Moehrig	at Broncos	10/17
Tackles	14	Denzel Perryman	vs. Dolphins	09/26
Sacks	3.0	Maxx Crosby	at Broncos	10/17
Punts	6	AJ Cole	vs. Ravens	09/13
Punts Inside the 20	4	AJ Cole	at Cowboys	11/25
Punting Average	57.0	AJ Cole	at Broncos	10/17
Punt Returns	4	Hunter Renfrow	at Browns	12/20
Punt Return Yards	64	Hunter Renfrow	at Colts	01/02
Kickoff Returns	5	Jalen Richard	at Giants	11/07
Kickoff Return Yards	107	Jalen Richard	at Giants	11/07
Field Goals Attempted	5	Daniel Carlson	at Cowboys	11/25
Field Goals Made	5	Daniel Carlson	at Cowboys	11/25

2021 REGULAR SEASON LAS VEGAS RAIDERS LONGEST PLAYS

Rushing Long	31	Marcus Mariota	vs. Ravens	09/13
Touchdown Run	18	Kenyan Drake	at Broncos	10/17
Passing Long	61	Derek Carr	at Steelers	09/19
Touchdown Pass Long	61	Derek Carr	at Steelers	09/19
Reception	61	Henry Ruggs III	at Steelers	09/19
Touchdown Reception	61	Henry Ruggs III	at Steelers	09/19
Interception Return	35	Tre'von Moehrig	at Broncos	10/17
Longest Own Fumble Return	1	Alec Ingold	vs. Dolphins	09/26
Longest Opponent's Fumble Return	30	Dallin Leavitt	vs. Bengals	11/21
Punt Return	41	Hunter Renfrow	at Colts	01/02

INDIVIDUAL SINGLE-GAME HIGHS

Kickoff Return	34	Tyron Johnson	at Colts	01/02
Punt	71	AJ Cole	at Broncos	10/17
Field Goal Made	56	Daniel Carlson	at Cowboys	11/25
Field Goal Attempt	56	Daniel Carlson	at Cowboys	11/25

2021 REGULAR SEASON OPPONENTS INDIVIDUAL SINGLE-GAME HIGHS

Touchdowns	2	Clyde Edwards-Helaire	at Chiefs	12/12
		Joe Mixon	vs. Bengals	11/21
		Tyreek Hill	vs. Chiefs	11/14
		Austin Ekeler	at Chargers	10/04
Passes Attempted	50	Patrick Mahomes	vs. Chiefs	11/14
Passes Completed	35	Patrick Mahomes	vs. Chiefs	11/14
		Teddy Bridgewater	at Broncos	10/17
Completion Percentage	83.3	Patrick Mahomes	at Chiefs	12/12
Passing Yards	406	Patrick Mahomes	vs. Chiefs	11/14
Yards Per Attempt	10.8	Patrick Mahomes	at Chiefs	12/12
Touchdown Passes	5	Patrick Mahomes	vs. Chiefs	11/14
Receptions	12	Jaylen Waddle	vs. Dolphins	09/26
Receiving Yards	119	Travis Kelce	vs. Chiefs	11/14
Touchdown Receptions	2	Tyreek Hill	vs. Chiefs	11/14
Rushing Yards	123	Joe Mixon	vs. Bengals	11/21
Rushing Attempts	30	Joe Mixon	vs. Bengals	11/21
Rushing Average	7.8	Austin Ekeler	at Chargers	10/04
Rushing Touchdowns	2	Clyde Edwards-Helaire	at Chiefs	12/12
		Joe Mixon	vs. Bengals	11/21
Yards From Scrimmage	145	Austin Ekeler	at Chargers	10/04
Combined Net Yards	197	Tony Pollard	at Cowboys	11/25
Interceptions Made	2	Xavier McKinney	at Giants	11/07
Interceptions Thrown	3	Teddy Bridgewater	at Broncos	10/17
INT Return Yards	85	Elandon Roberts	vs. Dolphins	09/26
Tackles	13	Jonas Griffith	vs. Broncos	12/26
		Keanu Neal	at Cowboys	11/25
Sacks	2.0	Brandon Jones	vs. Dolphins	09/26
Punts	7	Dustin Colquitt	at Browns	12/20
		Bryan Anger	at Cowboys	11/25
Punts Inside the 20	3	Sam Martin	vs. Broncos	12/26
		Tress Way	vs. Washington	12/05
		Riley Dixon	at Giants	11/07
		Ty Long	at Chargers	10/04
		Michael Palardy	vs. Dolphins	09/26
		Pressley Harvin III	at Steelers	09/19
Punting Average	55.0	Bryan Anger	at Cowboys	11/25
Punt Returns	4	Devin Duvernay	vs. Ravens	09/13
Punt Return Yards	67	Devin Duvernay	vs. Ravens	09/13
Kickoff Returns	4	Diontae Spencer	at Broncos	10/17
		Ray-Ray McCloud	at Steelers	09/19
Kickoff Return Yards	129	Tony Pollard	at Cowboys	11/25
Field Goals Attempted	4	Evan McPherson	vs. Bengals	11/21
Field Goals Made	4	Evan McPherson	vs. Bengals	11/21

2021 REGULAR SEASON OPPONENTS LONGEST PLAYS

Rushing Long	51	Derrick Gore	at Chiefs	12/12
Touchdown Run	51	Derrick Gore	at Chiefs	12/12
Passing Long	52	Ben Roethlisberger	at Steelers	09/19
Touchdown Pass Long	45	Carson Wentz	at Colts	01/02
Reception	52	Chase Claypool	at Steelers	09/19
Touchdown Reception	45	T.Y. Hilton	at Colts	01/02
Interception Return	85	Elandon Roberts	vs. Dolphins	09/26
Longest INT Return for TD	85	Elandon Roberts	vs. Dolphins	09/26
Longest Opponent's Fumble Return	43	Sam Hubbard	vs. Bengals	11/21
Punt Return	37	Mike Hughes	vs. Chiefs	11/14
Kickoff Return	100	Tony Pollard	at Cowboys	11/25
Punt	60	Bryan Anger	at Cowboys	11/25
Field Goal Made	56	Chris Boswell	at Steelers	09/19
Field Goal Attempt	59	Greg Zuerlein	at Cowboys	11/25

2021 REGULAR SEASON BIG YARDAGE GAMES

100-YARD PASS RECEIVERS

DATE	OPPONENT	PLAYER	NO.	YDS.	AVG.	LG	TD
11/25	at Cowboys	Hunter Renfrow	8	134	16.8	54	0
1/2	at Colts	Zay Jones	8	120	15.0	42	0
12/12	at Chiefs	Hunter Renfrow	13	117	9.0	19	1
11/21	vs. Bengals	Darren Waller	7	116	16.6	31	0
9/19	at Steelers	Henry Ruggs III	5	113	22.6	61T	1
9/13	vs. Ravens	Darren Waller	10	105	10.5	24	1
11/25	at Cowboys	DeSean Jackson	3	102	34.0	56T	1
12/5	vs. Washington	Hunter Renfrow	9	102	11.3	28	0

100-YARD RUSHERS

DATE	OPPONENT	PLAYER	ATT.	YDS.	AVG.	LG	TD
12/26	vs. Broncos	Josh Jacobs	27	129	4.8	19	0
9/26	vs. Dolphins	Peyton Barber	23	111	4.8	27	1

300-YARD PASSERS

DATE	OPPONENT	PLAYER	ATT.	COMP./ATT.	YDS.	LG	INT
9/13	vs. Ravens	Derek Carr	56	34/56	435	37	1
9/26	vs. Dolphins	Derek Carr	43	26/43	386	34	1
9/19	at Steelers	Derek Carr	37	28/37	382	61T	0
11/25	at Cowboys	Derek Carr	39	24/39	373	56T	0
10/17	at Broncos	Derek Carr	27	18/27	341	51	0
10/24	vs. Eagles	Derek Carr	34	31/34	323	43	1

MULTI-SACK GAMES

DATE	OPPONENT	PLAYER	SACKS	YDS.	QBH
10/17	at Broncos	Maxx Crosby	3.0	15.5	5
9/13	vs. Ravens	Maxx Crosby	2.0	12.0	5
10/10	vs. Bears	Yannick Ngakoue	2.0	10.0	2
10/24	vs. Eagles	Yannick Ngakoue	2.0	13.0	2
11/7	at Giants	Yannick Ngakoue	2.0	6.0	2
10/4	at Chargers	Darius Philon	2.0	10.0	2
9/19	at Steelers	Solomon Thomas	2.0	3.0	2

2021 OPPONENTS BIG YARDAGE GAMES

100-YARD PASS RECEIVERS

DATE	OPPONENT	PLAYER	NO.	YDS.	AVG.	LG	TD
11/14	vs. Chiefs	Travis Kelce	8	119	14.9	30	0
11/25	at Cowboys	Michael Gallup	5	106	21.2	41	0
9/19	at Steelers	Diontae Johnson	9	105	11.7	41	0
11/25	at Cowboys	Cedrick Wilson	7	104	14.9	51	0
11/14	vs. Chiefs	Darrel Williams	9	101	11.2	38T	1

100-YARD RUSHERS

DATE	OPPONENT	PLAYER	ATT.	YDS.	AVG.	LG	TD
11/21	vs. Bengals	Joe Mixon	30	123	4.1	20T	2
10/4	at Chargers	Austin Ekeler	15	117	7.8	20	1
1/2	at Colts	Jonathan Taylor	20	108	5.4	24	1

300-YARD PASSERS

DATE	OPPONENT	PLAYER	ATT.	COMP./ATT.	YDS.	LG	INT
11/14	vs. Chiefs	Patrick Mahomes	50	35/50	406	38T	0
11/25	at Cowboys	Dak Prescott	47	32/47	375	51	0
10/17	at Broncos	Teddy Bridgewater	49	35/49	334	26	3

MULTI-SACK GAMES

DATE	OPPONENT	PLAYER	SACKS	YDS.	QBH
9/26	vs. Dolphins	Brandon Jones	2.0	22.0	3
12/26	vs. Broncos	Shelby Harris	1.5	14.5	2
12/12	at Chiefs	Alex Okafor	1.5	1.5	2

BIG PLAYS OF 20+ YARDS

DATE	OPPONENT	QTR	RAIDERS PLAYER	RUN	PASS	DOWN	RESULT	GAME OUTCOME
09/19	at Pittsburgh	4	Derek Carr -> Henry Ruggs III		61T	3-10-LV 39	Touchdown	W, 26-17
11/25	at Dallas	1	Derek Carr -> DeSean Jackson		56T	1-10-LV 44	Touchdown	W, 36-33 (ot)
11/25	at Dallas	4	Derek Carr -> Hunter Renfrow		54	1-20-LV 31	Field Goal	W, 36-33 (ot)
10/04	at L.A. Chargers	4	Derek Carr -> Henry Ruggs III		51	1-10-LV 14	Missed FG	L, 28-14
10/17	at Denver	4	Derek Carr -> Bryan Edwards		51	3-5-LV 30	Field Goal	W, 34-24
10/17	at Denver	1	Derek Carr -> Henry Ruggs III		48T	3-2-DEN 48	Touchdown	W, 34-24
10/24	Philadelphia	1	Derek Carr -> Zay Jones		43	3-15-LV 43	Interception	W, 33-22
01/02	at Indianapolis	4	Derek Carr -> Zay Jones		42	2-9-LV 39	Touchdown	W, 23-20
10/17	at Denver	3	Derek Carr -> Henry Ruggs III		40	3-12-DEN 44	Touchdown	W, 34-24
11/14	Kansas City	3	Derek Carr -> DeSean Jackson		38	1-10-LV 43	Fumble	L, 41-14
09/13	Baltimore	4	Derek Carr -> Henry Ruggs III		37	3-10-BAL 47	Touchdown	W, 33-27 (ot)
11/14	Kansas City	3	Derek Carr -> Bryan Edwards		37T	1-10-KC 37	Touchdown	L, 41-14
11/25	at Dallas	3	Derek Carr -> Zay Jones		35	1-10-LV 9	Punt	W, 36-33 (ot)
09/26	Miami	5	Derek Carr -> Bryan Edwards		34	2-15-LV 20	Field Goal	W, 31-28 (ot)
12/05	Washington	3	Derek Carr -> Foster Moreau		34	1-10-LV 39	Field Goal	L, 17-15
10/17	at Denver	2	Derek Carr -> Darren Waller		33	2-10-LV 36	Touchdown	W, 34-24
09/13	Baltimore	5	Derek Carr -> Bryan Edwards		32	3-4-BAL 33	Interception	W, 33-27 (ot)
09/26	Miami	5	Derek Carr -> Bryan Edwards		32	2-10-LV 47	Field Goal	W, 31-28 (ot)
09/13	Baltimore	1	Marcus Mariota run	31		3-1-LV 34	Punt	W, 33-27 (ot)
09/13	Baltimore	5	Derek Carr -> Zay Jones		31T	2-14-BAL 31	Touchdown	W, 33-27 (ot)
10/17	at Denver	2	Derek Carr -> Kenyan Drake		31T	1-10-DEN 31	Touchdown	W, 34-24
11/21	Cincinnati	4	Derek Carr -> Darren Waller		31	1-10- 50	Touchdown	L, 32-13
11/25	at Dallas	3	Derek Carr -> Hunter Renfrow		31	1-10-LV 25	Touchdown	W, 36-33 (ot)
09/19	at Pittsburgh	3	Derek Carr -> Henry Ruggs III		30	2-9-PIT 39	Touchdown	W, 26-17
11/25	at Dallas	4	Derek Carr -> DeSean Jackson		30	1-10-LV 25	Field Goal	W, 36-33 (ot)
10/10	Chicago	2	Derek Carr -> Henry Ruggs III		29	1-10-LV 18	Downs	L, 20-9
10/10	Chicago	1	Derek Carr -> Darren Waller		29	3-9-LV 32	Field Goal	L, 20-9
10/17	at Denver	3	Derek Carr -> Josh Jacobs		29	2-4- 50	Touchdown	W, 34-24
10/24	Philadelphia	4	Derek Carr -> Alec Ingold		29	2-8-LV 27	Field Goal	W, 33-22
12/05	Washington	4	Derek Carr -> Hunter Renfrow		28	2-7-LV 28	Touchdown	L, 17-15
12/26	Denver	4	Derek Carr -> Foster Moreau		28	3-2-LV 36	End Game	W, 17-13
09/13	Baltimore	5	Derek Carr -> Hunter Renfrow		27	2-12-LV 34	Interception	W, 33-27 (ot)
09/26	Miami	5	Peyton Barber run	27		1-10-MIA 46	Field Goal	W, 31-28 (ot)
11/14	Kansas City	1	Derek Carr -> Bryan Edwards		27	1-10- 50	Touchdown	L, 41-14
01/02	at Indianapolis	2	Derek Carr -> Zay Jones		26	1-10-LV 43	Field Goal	W, 23-20
09/19	at Pittsburgh	2	Derek Carr -> Foster Moreau		25	1-10-LV 48	Field Goal	W, 26-17
09/19	at Pittsburgh	4	Derek Carr -> Darren Waller		25	2-7-LV 30	Field Goal	W, 26-17
09/26	Miami	1	Derek Carr -> Hunter Renfrow		25	3-10-LV 35	Punt	W, 31-28 (ot)
10/17	at Denver	1	Derek Carr -> Hunter Renfrow		25	1-10-LV 36	Field Goal	W, 34-24
11/21	Cincinnati	1	Derek Carr -> Darren Waller		25	1-10-LV 15	Punt	L, 32-13
11/21	Cincinnati	4	Derek Carr -> Darren Waller		25	1-10-LV 25	Touchdown	L, 32-13
09/13	Baltimore	2	Derek Carr -> Darren Waller		24	3-1-BAL 43	Touchdown	W, 33-27 (ot)
09/26	Miami	1	Derek Carr -> Hunter Renfrow		24	2-8-LV 17	Interception	W, 31-28 (ot)
10/24	Philadelphia	3	Derek Carr -> Bryan Edwards		24	1-10-PHI 31	Touchdown	W, 33-22
11/07	at N.Y. Giants	4	Derek Carr -> Darren Waller		24	1-10-LV 23	Missed FG	L, 23-16
11/14	Kansas City	3	Derek Carr -> Bryan Edwards		24	2-9-LV 19	Fumble	L, 41-14
01/02	at Indianapolis	4	Derek Carr -> Hunter Renfrow		24	3-10-IND 48	Field Goal	W, 23-20
09/19	at Pittsburgh	3	Derek Carr -> Hunter Renfrow		23	3-9-LV 37	Touchdown	W, 26-17
09/26	Miami	3	Derek Carr -> Peyton Barber		23	2-7-LV 38	Touchdown	W, 31-28 (ot)
09/26	Miami	1	Derek Carr -> Bryan Edwards		23	1-10-MIA 49	Interception	W, 31-28 (ot)
09/26	Miami	2	Derek Carr -> Henry Ruggs III		23	2-6-LV 29	Touchdown	W, 31-28 (ot)
09/26	Miami	3	Derek Carr -> Darren Waller		23	3-13-MIA 42	Touchdown	W, 31-28 (ot)
11/07	at N.Y. Giants	4	Derek Carr -> Kenyan Drake		22	1-10-NYG 32	Missed FG	L, 23-16
11/14	Kansas City	3	Derek Carr -> Zay Jones		22	2-5-LV 41	Touchdown	L, 41-14
11/25	at Dallas	3	Derek Carr run	22		3-11-LV 24	Field Goal	W, 36-33 (ot)
09/13	Baltimore	4	Derek Carr -> Kenyan Drake		21	3-28-LV 23	Punt	W, 33-27 (ot)

09/26	Miami	2	Derek Carr -> Henry Ruggs III	21	3-3-MIA 29	Touchdown	W, 31-28 (ot)
10/04	at L.A. Chargers	2	Derek Carr -> Darren Waller	21	3-5-LV 20	Punt	L, 28-14
10/24	Philadelphia	3	Derek Carr -> Foster Moreau	21	2-12-PHI 43	Touchdown	W, 33-22
11/07	at N.Y. Giants	4	Kenyan Drake run	21	1-10-LV 47	Missed FG	L, 23-16
11/21	Cincinnati	2	Derek Carr -> Darren Waller	21	1-10-LV 25	Punt	L, 32-13
11/25	at Dallas	2	Derek Carr -> Darren Waller	21	1-10-LV 42	Field Goal	W, 36-33 (ot)
11/25	at Dallas	5	Josh Jacobs run	21	2-2-LV 30	Field Goal	W, 36-33 (ot)
09/13	Baltimore	4	Derek Carr -> Bryan Edwards	20	1-10-LV 25	Field Goal	W, 33-27 (ot)
10/24	Philadelphia	2	Derek Carr -> Josh Jacobs	20	2-4-PHI 28	Touchdown	W, 33-22
11/07	at N.Y. Giants	1	Derek Carr -> Hunter Renfrow	20	3-4-NYG 44	Touchdown	L, 23-16
11/07	at N.Y. Giants	2	Derek Carr -> Darren Waller	20	1-15-NYG 41	Field Goal	L, 23-16
11/07	at N.Y. Giants	3	Derek Carr -> Zay Jones	20	1-15-NYG 34	Field Goal	L, 23-16
11/21	Cincinnati	4	Derek Carr -> Zay Jones	20	2-2-LV 33	Fumble	L, 32-13
12/26	Denver	2	Derek Carr -> Foster Moreau	20	1-10-LV 25	Punt	W, 17-13

OPPONENT BIG PLAYS OF 20+ YARDS

DATE	OPPONENT	QTR	OPP. PLAYER	RUN	PASS	DOWN	RESULT	GAME OUTCOME
09/19	at Pittsburgh	4	Ben Roethlisberger -> Chase Claypool		52	2-7-PIT 23	Touchdown	W, 17-26
11/25	at Dallas	2	Dak Prescott -> Cedrick Wilson		51	2-8-DAL 16	Touchdown	W, 33-36 (ot)
12/12	at Kansas City	4	Derrick Gore run	51T		1-10-KC 49	Touchdown	L, 9-48
09/13	Baltimore	4	Lamar Jackson -> Sammy Watkins		49	2-5-BAL 43	Touchdown	W, 27-33 (ot)
01/02	at Indianapolis	3	Carson Wentz -> T.Y. Hilton		45T	1-10-LV 45	Touchdown	W, 20-23
12/12	at Kansas City	1	Patrick Mahomes -> Mecole Hardman		44	2-4-KC 26	Touchdown	L, 9-48
09/19	at Pittsburgh	2	Ben Roethlisberger -> Diontae Johnson		41	3-8-LV 46	Touchdown	W, 17-26
11/25	at Dallas	4	Dak Prescott -> Michael Gallup		41	2-3-DAL 33	Field Goal	W, 33-36 (ot)
12/26	Denver	2	Drew Lock -> Jerry Jeudy		40	1-10-DEN 25	Field Goal	W, 13-17
11/14	Kansas City	4	Patrick Mahomes -> Darrel Williams		38T	3-11-LV 38	Touchdown	L, 14-41
12/12	at Kansas City	3	Patrick Mahomes -> Tyreek Hill		38	3-16-KC 17	Field Goal	L, 9-48
09/13	Baltimore	1	Ty'Son Williams run	35T		4-1-LV 35	Touchdown	W, 27-33 (ot)
12/05	Washington	3	Taylor Heinicke -> Logan Thomas		35	1-10-WAS 45	Touchdown	L, 15-17
10/04	at L.A. Chargers	2	Justin Herbert -> Stephen Anderson		34	2-2-LV 46	Touchdown	L, 14-28
11/14	Kansas City	3	Patrick Mahomes -> Tyreek Hill		32	3-2-LV 49	Field Goal	L, 14-41
11/25	at Dallas	4	Dak Prescott -> Michael Gallup		32	2-6-DAL 35	Touchdown	W, 33-36 (ot)
11/25	at Dallas	4	Dak Prescott -> Dalton Schultz		32T	2-9-LV 32	Touchdown	W, 33-36 (ot)
10/17	at Denver	3	Javonte Williams run	30		1-10-LV 47	Field Goal	W, 24-34
11/07	at N.Y. Giants	1	Daniel Jones -> Evan Engram		30T	2-5-LV 30	Touchdown	L, 16-23
11/14	Kansas City	4	Patrick Mahomes -> Travis Kelce		30	3-2-KC 45	Touchdown	L, 14-41
09/13	Baltimore	2	Lamar Jackson -> Sammy Watkins		29	2-14-LV 43	Touchdown	W, 27-33 (ot)
09/13	Baltimore	2	Lamar Jackson -> Marquise Brown		29	1-10-BAL 32	Touchdown	W, 27-33 (ot)
09/13	Baltimore	4	Lamar Jackson run	28		2-10-BAL 35	Field Goal	W, 27-33 (ot)
12/12	at Kansas City	2	Patrick Mahomes -> Byron Pringle		28	2-3-LV 33	Touchdown	L, 9-48
09/26	Miami	5	Jacoby Brissett -> Mike Gesicki		27	4-20-MIA 15	Field Goal	W, 28-31 (ot)
10/24	Philadelphia	3	Jalen Hurts -> Quez Watkins		27	1-10-PHI 25	Fumble	W, 22-33
11/14	Kansas City	2	Patrick Mahomes -> Mecole Hardman		27	1-10-LV 39	Touchdown	L, 14-41
10/17	at Denver	4	Teddy Bridgewater -> Noah Fant		26	1-10-DEN 48	Touchdown	W, 24-34
10/17	at Denver	4	Teddy Bridgewater -> Noah Fant		26	1-10-DEN 14	Touchdown	W, 24-34
09/19	at Pittsburgh	4	Ben Roethlisberger -> Najee Harris		25T	3-10-LV 25	Touchdown	W, 17-26
10/24	Philadelphia	4	Jalen Hurts -> Dallas Goedert		25	1-10-LV 49	Touchdown	W, 22-33
12/20	at Cleveland	4	Nick Mullens -> Donovan Peoples-Jones		25	3-3-CLE 39	Touchdown	W, 14-16
09/26	Miami	1	Malcolm Brown run	24T		1-10-LV 24	Touchdown	W, 28-31 (ot)
10/24	Philadelphia	1	Jalen Hurts -> Dallas Goedert		24	2-5-PHI 46	Touchdown	W, 22-33
12/20	at Cleveland	3	Nick Chubb run	24		2-6-LV 30	Touchdown	W, 14-16
01/02	at Indianapolis	2	Jonathan Taylor run	24		1-10-IND 47	Field Goal	W, 20-23
10/17	at Denver	1	Teddy Bridgewater -> Tim Patrick		23T	1-10-LV 23	Touchdown	W, 24-34
12/05	Washington	1	Taylor Heinicke -> John Bates		23	1-10-WAS 47	Touchdown	L, 15-17
12/12	at Kansas City	1	Patrick Mahomes -> Darrel Williams		23T	3-3-LV 23	Touchdown	L, 9-48
10/04	at L.A. Chargers	1	Justin Herbert -> Jared Cook		22	2-6-LAC 41	Touchdown	L, 14-28
11/14	Kansas City	4	Patrick Mahomes -> Byron Pringle		22T	2-7-LV 22	Touchdown	L, 14-41
11/14	Kansas City	1	Patrick Mahomes -> Darrel Williams		22	1-10-KC 39	Touchdown	L, 14-41
12/05	Washington	1	Antonio Gibson run	22		1-10-WAS 25	Touchdown	L, 15-17
09/13	Baltimore	1	Lamar Jackson -> Ty'Son Williams		21	2-10-BAL 35	Touchdown	W, 27-33 (ot)
10/04	at L.A. Chargers	1	Jalen Guyton run	21		1-10-LAC 40	Downs	L, 14-28
10/24	Philadelphia	3	Jalen Hurts -> Dallas Goedert		21	4-10-LV 28	Fumble	W, 22-33
11/14	Kansas City	2	Darrel Williams run	21		2-3-KC 32	Field Goal	L, 14-41
10/04	at L.A. Chargers	4	Austin Ekeler run	20		1-10-LAC 44	Punt	L, 14-28
10/24	Philadelphia	4	Jalen Hurts -> DeVonta Smith		20	1-10-PHI 40	Touchdown	W, 22-33
10/24	Philadelphia	2	Jalen Hurts -> DeVonta Smith		20	2-9-PHI 36	Punt	W, 22-33
11/07	at N.Y. Giants	2	Devontae Booker run	20		2-1-NYG 49	Field Goal	L, 16-23
11/21	Cincinnati	4	Joe Mixon run	20T		2-3-LV 20	Touchdown	L, 13-32
12/26	Denver	3	Drew Lock -> Noah Fant		20	1-10-DEN 25	Punt	W, 13-17

RAIDERS

(AS OF JAN 4, 2022, 10:58 AM PST)

2021 : REGULAR SEASON

PLAYS			NET YARDS			TIME		
DATE	OPPONENT	PLAYS	DATE	OPPONENT	NET YARDS	DATE	OPPONENT	TIME
10/10	Chicago	16 (touchdown)	10/24	Philadelphia	96 (touchdown) [PEN: 0, GROSS: 96]	10/10	Chicago	8:19 (touchdown)
11/14	Kansas City	15 (downs)	9/26	Miami	95 (touchdown) [PEN: 19, GROSS: 76]	11/7	at N.Y. Giants	8:08 (field goal)
11/7	at N.Y. Giants	15 (field goal)	11/7	at N.Y. Giants	85 (field goal) [PEN: -5, GROSS: 90]	12/26	Denver	7:38 (field goal)
12/26	Denver	14 (touchdown)	10/17	at Denver	82 (touchdown) [PEN: 0, GROSS: 82]	12/20	at Cleveland	7:12 (touchdown)
12/12	at Kansas City	14 (field goal)	9/19	at Pittsburgh	82 (touchdown) [PEN: 0, GROSS: 82]	1/2	at Indianapolis	7:09 (touchdown)
12/20	at Cleveland	13 (field goal)	10/4	at L.A. Chargers	81 (touchdown) [PEN: 45, GROSS: 36]	9/19	at Pittsburgh	6:23 (field goal)
9/19	at Pittsburgh	13 (field goal)	12/26	Denver	76 (touchdown) [PEN: 15, GROSS: 61]	10/24	Philadelphia	6:22 (interception)
11/25	at Dallas	13 (field goal)	11/21	Cincinnati	75 (touchdown) [PEN: 0, GROSS: 75]	12/5	Washington	6:14 (punt)
1/2	at Indianapolis	12 (touchdown)	12/5	Washington	75 (touchdown) [PEN: 27, GROSS: 48]	9/26	Miami	6:05 (touchdown)
10/4	at L.A. Chargers	11 (touchdown)	11/25	at Dallas	75 (touchdown) [PEN: 15, GROSS: 60]	10/4	at L.A. Chargers	5:59 (touchdown)
10/24	Philadelphia	11 (interception)	9/13	Baltimore	75 (touchdown) [PEN: -10, GROSS: 85]	11/25	at Dallas	5:57 (field goal)
9/26	Miami	11 (touchdown)	1/2	at Indianapolis	75 (touchdown) [PEN: 0, GROSS: 75]	11/14	Kansas City	5:54 (downs)
9/13	Baltimore	10 (punt)	11/14	Kansas City	75 (touchdown) [PEN: 0, GROSS: 75]	12/12	at Kansas City	5:23 (fumble)
12/5	Washington	10 (punt)	9/13	Baltimore	75 (touchdown) [PEN: 9, GROSS: 66]	9/13	Baltimore	5:02 (downs)
12/5	Washington	10 (field goal)	10/10	Chicago	74 (touchdown) [PEN: 20, GROSS: 54]	10/17	at Denver	4:09 (field goal)
11/21	Cincinnati	9 (fumble)	12/12	at Kansas City	69 (touchdown) [PEN: 4, GROSS: 65]	11/21	Cincinnati	3:44 (field goal)
10/17	at Denver	8 (field goal)	12/20	at Cleveland	58 (touchdown) [PEN: -20, GROSS: 78]	1/9	L.A. Chargers	--
1/9	L.A. Chargers	--	1/9	L.A. Chargers	--	--	--	--

2021 REGULAR SEASON

WEEK 1: RAIDERS 33, RAVENS 27													SEPTEMBER 13, 2021												
RAIDERS													RAVENS												
#	RECD	LOST	POSS	OBTAINED	BEGAN	PLAYS	YDS	PEN	NET	1ST	ENDED	GIVEN UP	#	RECD	LOST	POSS	OBTAINED	BEGAN	PLAYS	YDS	PEN	NET	1ST	ENDED	GIVEN UP
1	15:00	10:29	4:31	Kickoff	LV 25	10	42	-10	32	2	BAL 43	Punt	1	10:29	05:14	5:15	Punt	BAL 8	8	29	-5	24	2	BAL 32	Punt
2	05:14	04:46	0:28	Punt	LV 24	3	0	0	0	0	LV 24	Punt	2	04:46	01:47	2:59	Punt	BAL 35	6	65	0	65	2	LV 35	TD
3	01:47	00:08	1:39	Kickoff	LV 15	4	13	0	13	1	LV 28	Punt	3	00:08	14:09	0:59	Punt	BAL 20	3	3	0	3	0	BAL 23	Punt
4	14:09	11:30	2:39	Punt	LV 35	3	-5	-6	-11	0	LV 24	Punt	4	11:30	08:52	2:38	Punt	BAL 32	6	68	0	68	3	LV 10	TD
5	08:52	04:14	4:38	Kickoff	LV 25	9	66	9	75	5	BAL 2	TD	5	04:14	01:12	3:02	Kickoff	BAL 25	7	39	0	39	2	LV 36	Downs
6	01:12	00:00	1:12	Downs	LV 36	9	33	15	48	3	BAL 16	Field Goal	6	15:00	13:10	1:50	Kickoff	BAL 25	5	14	5	19	2	BAL 44	Punt
7	13:10	10:48	2:22	Punt	LV 7	3	4	-7	-3	0	LV 4	Punt	7	10:48	08:24	2:24	Punt	LV 38	6	16	0	16	1	LV 22	Field Goal
8	08:24	03:22	5:02	Kickoff	LV 20	8	45	22	67	2	BAL 13	Downs	8	03:22	14:49	3:33	Downs	BAL 13	5	22	-10	12	1	BAL 25	Punt
9	14:49	13:23	1:26	Punt	LV 41	3	8	-5	3	0	LV 44	Punt	9	13:23	11:54	1:29	Punt	BAL 19	3	19	0	19	1	BAL 36	Fumble
10	11:54	09:18	2:36	Fumble	BAL 41	5	41	0	41	3	BAL 15	TD	10	09:18	06:04	3:14	Kickoff	BAL 25	6	75	0	75	3	LV 8	TD
11	06:04	03:44	2:20	Kickoff	LV 25	9	85	-10	75	4	BAL 10	TD	11	03:44	00:37	3:07	Kickoff	BAL 25	8	46	0	46	2	LV 29	Field Goal
12	00:37	00:02	0:35	Kickoff	LV 25	5	38	0	38	2	BAL 37	Field Goal	12	00:02	00:00	0:02	Kickoff	BAL 25	1	-1	0	-1	0	BAL 25	End Half
13	10:00	06:13	3:47	Kickoff	LV 25	9	74	-4	70	3	BAL 5	Int	13	06:13	04:31	1:42	Int	BAL 20	5	7	0	7	1	BAL 33	Fumble
14	04:31	03:38	0:53	Fumble	BAL 27	2	32	-5	27	1	BAL 31	TD													

WEEK 2: RAIDERS 26, STEELERS 17													SEPTEMBER 19, 2021												
RAIDERS													STEELERS												
#	RECD	LOST	POSS	OBTAINED	BEGAN	PLAYS	YDS	PEN	NET	1ST	ENDED	GIVEN UP	#	RECD	LOST	POSS	OBTAINED	BEGAN	PLAYS	YDS	PEN	NET	1ST	ENDED	GIVEN UP
1	11:27	08:15	3:12	Punt	LV 16	6	19	0	19	1	LV 35	Punt	1	15:00	11:27	3:33	Kickoff	PIT 32	6	14	0	14	1	PIT 46	Punt
2	05:44	03:10	2:34	Int	PIT 39	5	17	-5	12	1	PIT 27	Field Goal	2	08:15	05:44	2:31	Punt	PIT 8	5	14	0	14	1	PIT 22	Int
3	13:32	09:34	3:58	Downs	LV 38	8	27	20	47	2	PIT 15	Field Goal	3	03:10	13:32	4:38	Kickoff	PIT 22	10	50	-10	40	2	LV 38	Downs
4	06:25	00:02	6:23	Kickoff	LV 25	13	73	-20	53	5	PIT 22	Field Goal	4	09:34	06:25	3:09	Kickoff	PIT 25	7	75	0	75	4	LV 3	TD
5	15:00	12:15	2:45	Kickoff	LV 25	6	22	0	22	1	LV 47	Punt	5	00:02	00:00	0:02	Kickoff		0	0	0	0	0		End Half
6	09:11	05:02	4:09	Punt	LV 18	7	82	0	82	4	PIT 9	TD	6	12:15	09:11	3:04	Punt	PIT 13	6	20	0	20	1	PIT 33	Punt
7	01:43	12:56	3:47	Punt	LV 3	7	47	0	47	3	PIT 46	Punt	7	05:02	01:43	3:19	Kickoff	PIT 17	6	28	10	38	3	LV 45	Punt
8	11:15	09:35	1:40	Kickoff	LV 25	5	75	0	75	2	LV 39	TD	8	12:56	11:15	1:41	Punt	PIT 20	5	80	0	80	2	LV 25	TD
9	08:23	05:51	2:32	Punt	LV 24	4	14	0	14	1	LV 38	Punt	9	09:35	08:23	1:12	Kickoff	PIT 25	3	9	0	9	0	PIT 34	Punt
10	03:42	00:20	3:22	Kickoff	LV 27	7	46	0	46	2	PIT 27	Field Goal	10	05:51	03:42	2:09	Punt	PIT 32	8	30	0	30	2	LV 38	Field Goal
													11	00:20	00:00	0:20	Kickoff	PIT 25	1	11	0	11	1	PIT 25	End Game

WEEK 3: RAIDERS 31, DOLPHINS 28													SEPTEMBER 26, 2021												
RAIDERS													DOLPHINS												
#	RECD	LOST	POSS	OBTAINED	BEGAN	PLAYS	YDS	PEN	NET	1ST	ENDED	GIVEN UP	#	RECD	LOST	POSS	OBTAINED	BEGAN	PLAYS	YDS	PEN	NET	1ST	ENDED	GIVEN UP
1	15:00	13:26	1:34	Kickoff	LV 25	3	-4	0	-4	0	LV 21	Punt	1	13:26	10:48	2:38	Punt	MIA 32	6	21	0	21	1	LV 47	Punt
2	10:48	06:34	4:14	Punt	LV 15	7	64	0	64	3	MIA 21	Int	2	04:49	03:07	1:42	Downs	LV 34	4	34	0	34	2	LV 24	TD
3	06:34	04:49	1:45	Kickoff	LV 25	4	9	0	9	0	LV 34	Downs	3	00:36	00:32	0:04	Punt	MIA 1	1	-1	0	-1	0	MIA 1	Safety
4	03:07	00:36	2:31	Kickoff	LV 25	8	43	-18	25	2	LV 42	Punt	4	11:36	06:20	5:16	Kickoff	MIA 25	9	36	0	36	3	LV 39	Punt
5	00:32	11:36	3:56	Kickoff	LV 37	9	31	0	31	2	MIA 32	Field Goal	5	01:56	00:00	1:56	Kickoff	MIA 24	10	41	5	46	4	LV 30	Missed FG
6	06:20	01:56	4:24	Punt	LV 5	10	76	19	95	6	MIA 1	TD	6	15:00	12:33	2:27	Kickoff	MIA 25	4	14	-15	-1	0	MIA 24	Punt
7	12:33	07:17	5:16	Punt	LV 28	9	67	5	72	5	MIA 12	TD	7	07:17	04:52	2:25	Kickoff	MIA 25	6	12	15	27	1	LV 48	Punt
8	04:52	13:47	6:05	Punt	LV 16	11	94	-10	84	5	MIA 1	TD	8	13:47	08:30	5:17	Kickoff	MIA 25	11	47	0	47	3	LV 28	Field Goal
9	08:30	06:59	1:31	Kickoff	LV 25	3	7	0	7	0	LV 32	Punt	9	06:59	04:29	2:30	Punt	MIA 30	6	12	15	27	1	LV 43	Downs
10	04:29	03:22	1:07	Downs	LV 43	3	-16	0	-16	0	LV 27	Punt	10	03:22	00:02	3:20	Punt	MIA 18	13	61	21	82	5	LV 1	TD
11	00:02	00:00	0:02	Kickoff	LV 25	1	-1	0	-1	0	LV 25	End Half	11	06:27	02:49	3:38	Kickoff	MIA 25	11	53	-10	43	2	LV 32	Field Goal
12	10:00	06:27	3:33	Kickoff	LV 25	8	55	0	55	2	MIA 20	Field Goal													
13	02:49	00:00	2:49	Kickoff	LV 25	8	73	-1	72	3	MIA 3	Field Goal													

WEEK 4: RAIDERS 14, CHARGERS 28													OCTOBER 4, 2021												
RAIDERS													CHARGERS												
#	RECD	LOST	POSS	OBTAINED	BEGAN	PLAYS	YDS	PEN	NET	1ST	ENDED	GIVEN UP	#	RECD	LOST	POSS	OBTAINED	BEGAN	PLAYS	YDS	PEN	NET	1ST	ENDED	GIVEN UP
1	08:01	06:21	1:40	Kickoff	LV 30	3	3	0	3	0	LV 33	Punt	1	15:00	08:01	6:59	Kickoff	LAC 25	12	75	0	75	5	LV 4	TD
2	05:24	04:06	1:18	Punt	LV 23	3	-8	0	-8	0	LV 15	Punt	2	06:21	05:24	0:57	Punt	LAC 24	3	5	0	5	0	LAC 29	Punt
3	01:59	14:50	2:09	Downs	LV 41	3	5	-5	0	0	LV 41	Punt	3	04:06	01:59	2:07	Punt	LAC 40	5	19	0	19	1	LV 41	Downs
4	13:26	11:34	1:52	Punt	LAC 44	4	7	0	7	0	LAC 37	Downs	4	14:50	13:26	1:24	Punt	LAC 10	3	8	0	8	0	LAC 18	Punt
5	09:40	07:51	1:49	Punt	LV 15	6	33	-15	18	1	LV 33	Punt	5	11:34	09:40	1:54	Downs	LAC 37	3	7	0	7	0	LAC 44	Punt
6	04:16	02:44	1:32	Kickoff	LV 8	3	9	0	9	0	LV 17	Punt	6	07:51	04:16	3:35	Punt	LAC 20	6	65	15	80	4	LV 10	TD
7	00:29	00:00	0:29	Kickoff	LV 30	2	2	-5	-3	0	LV 25	End Half	7	02:44	00:29	2:15	Punt	LAC 31	9	69	0	69	5	LV 14	TD
8	15:00	09:01	5:59	Kickoff	LV 22	11	58	20	78	6	LAC 10	TD	8	09:01	04:39	4:22	Kickoff	LAC 27	9	19	0	19	2	LAC 46	Punt
9	04:39	01:44	2:55	Punt	LV 19	6	36	45	81	3	LAC 3	TD	9	01:44	13:26	3:18	Kickoff	LAC 15	9	32	5	37	3	LV 48	Punt
10	13:26	10:38	2:48	Punt	LV 14	5	52	0	52	1	LAC 34	Missed FG	10	10:38	05:20	5:18	Missed FG	LAC 42	10	58	0	58	4	LV 11	TD
11	05:20	03:14	2:06	Kickoff	LV 25	7	13	15	28	2	LAC 47	Int	11	03:14	01:51	1:23	Int	LAC 44	4	25	-5	20	1	LV 36	Punt
12	01:51	01:11	0:40	Punt	LV 10	4	3	0	3	0	LV 13	Downs	12	01:11	00:00	1:11	Downs	LV 13	2	-2	0	-2	0	LV 14	End Game

WEEK 5: RAIDERS 9, BEARS 20

OCTOBER 10, 2021

RAIDERS													BEARS												
#	RECD	LOST	POSS	OBTAINED	BEGAN	PLAYS	YDS	PEN	NET	1ST	ENDED	GIVEN UP	#	RECD	LOST	POSS	OBTAINED	BEGAN	PLAYS	YDS	PEN	NET	1ST	ENDED	GIVEN UP
1	12:58	11:35	1:23	Punt	LV 27	3	3	0	3	0	LV 30	Punt	1	15:00	12:58	2:02	Kickoff	CHI 28	3	7	-5	2	0	CHI 30	Punt
2	10:08	04:00	6:08	Punt	LV 19	13	89	-20	69	4	CHI 12	Field Goal	2	11:35	10:08	1:27	Punt	CHI 19	3	4	5	9	0	CHI 28	Punt
3	13:11	10:13	2:58	Kickoff	LV 18	5	38	17	55	2	CHI 27	Downs	3	04:00	13:11	5:49	Kickoff	CHI 28	10	54	18	72	7	LV 2	TD
4	01:56	00:50	1:06	Kickoff	LV 25	3	-4	0	-4	0	LV 21	Punt	4	10:13	01:56	8:17	Downs	CHI 14	16	86	0	86	6	LV 4	TD
5	15:00	13:36	1:24	Kickoff	LV 25	3	8	0	8	0	LV 33	Punt	5	00:50	00:00	0:50	Punt	CHI 40	5	6	0	6	1	LV 44	End Half
6	11:42	11:01	0:41	Punt	LV 21	3	6	0	6	0	LV 27	Int	6	13:36	11:42	1:54	Punt	CHI 18	3	9	0	9	0	CHI 27	Punt
7	10:04	05:51	4:13	Punt	LV 11	8	30	-5	25	2	LV 36	Punt	7	11:01	10:04	0:57	Int	CHI 45	3	0	0	0	0	CHI 45	Punt
8	02:20	09:01	8:19	Punt	LV 26	16	54	20	74	7	CHI 1	TD	8	05:51	02:20	3:31	Punt	CHI 17	5	24	0	24	1	CHI 41	Punt
9	02:45	01:55	0:50	Kickoff	LV 25	4	10	-5	5	0	LV 30	Downs	9	09:01	02:45	6:16	Kickoff	CHI 15	10	53	4	57	4	LV 28	Field Goal
10	00:56	00:00	0:56	Kickoff	LV 19	3	25	-10	15	1	LV 26	End Game	10	01:55	00:56	0:59	Downs	LV 30	4	2	0	2	0	LV 28	Field Goal

WEEK 6: RAIDERS 34, BRONCOS 24

OCTOBER 17, 2021

RAIDERS													BRONCOS												
#	RECD	LOST	POSS	OBTAINED	BEGAN	PLAYS	YDS	PEN	NET	1ST	ENDED	GIVEN UP	#	RECD	LOST	POSS	OBTAINED	BEGAN	PLAYS	YDS	PEN	NET	1ST	ENDED	GIVEN UP
1	15:00	11:54	3:06	Kickoff	LV 25	6	70	5	75	3	DEN 48	TD	1	11:54	06:49	5:05	Kickoff	DEN 16	8	64	20	84	5	LV 23	TD
2	06:49	02:40	4:09	Kickoff	LV 25	8	43	0	43	2	DEN 32	Field Goal	2	02:40	00:24	2:16	Kickoff	DEN 18	5	19	0	19	1	DEN 37	Int
3	00:24	13:11	2:13	Int	DEN 49	6	19	5	24	2	DEN 25	Missed FG	3	13:11	11:39	1:32	Missed FG	DEN 33	3	5	0	5	0	DEN 38	Punt
4	11:39	10:11	1:28	Punt	LV 15	4	19	0	19	1	LV 34	Punt	4	10:11	04:31	5:40	Punt	DEN 20	9	22	5	27	2	DEN 47	Punt
5	04:31	02:36	1:55	Punt	LV 25	3	14	-10	4	0	LV 29	Punt	5	02:36	01:01	1:35	Punt	DEN 20	6	36	-20	16	1	DEN 36	Punt
6	01:01	00:30	0:31	Punt	LV 18	5	82	0	82	3	DEN 31	TD	6	00:30	00:00	0:30	Kickoff	DEN 25	1	-8	0	-8	0	DEN 25	End Half
7	13:20	11:27	1:53	Punt	LV 44	4	56	0	56	2	DEN 18	TD	7	15:00	13:20	1:40	Kickoff	DEN 17	3	4	-3	1	0	DEN 18	Punt
8	06:38	05:06	1:32	Kickoff	LV 25	3	8	0	8	0	LV 33	Punt	8	11:27	06:38	4:49	Kickoff	DEN 22	9	64	0	64	3	LV 14	Field Goal
9	02:19	00:07	2:12	Fumble	DEN 42	5	42	0	42	2	DEN 3	TD	9	05:06	02:19	2:47	Punt	DEN 13	6	27	0	27	2	DEN 36	Fumble
10	11:16	07:57	3:19	Kickoff	LV 25	7	68	-4	64	1	DEN 11	Field Goal	10	00:07	11:16	3:51	Kickoff	DEN 25	12	90	-15	75	5	LV 12	TD
11	06:48	04:03	2:45	Int	DEN 45	3	4	-10	-6	0	LV 49	Punt	11	07:57	06:48	1:09	Kickoff	DEN 25	4	12	0	12	1	DEN 37	Int
12	00:24	00:00	0:24	Int	DEN 49	1	-1	0	-1	0	DEN 49	End Game	12	04:03	01:12	2:51	Punt	DEN 14	8	86	0	86	5	LV 4	TD
													13	01:12	00:24	0:48	Onside Kick	DEN 44	4	0	0	0	0	DEN 44	Int

WEEK 7: RAIDERS 33, EAGLES 22

OCTOBER 24, 2021

RAIDERS													EAGLES												
#	RECD	LOST	POSS	OBTAINED	BEGAN	PLAYS	YDS	PEN	NET	1ST	ENDED	GIVEN UP	#	RECD	LOST	POSS	OBTAINED	BEGAN	PLAYS	YDS	PEN	NET	1ST	ENDED	GIVEN UP
1	11:01	04:39	6:22	Kickoff	LV 25	11	86	-20	66	3	PHI 9	Int	1	15:00	11:01	3:59	Kickoff	PHI 33	8	62	5	67	4	LV 13	TD
2	00:54	11:14	4:40	Punt	LV 28	9	72	0	72	5	PHI 18	TD	2	04:39	00:54	3:45	Int	PHI 4	8	22	0	22	2	PHI 26	Punt
3	06:04	01:38	4:26	Punt	LV 4	10	96	0	96	6	PHI 8	TD	3	11:14	06:04	5:10	Kickoff	PHI 25	9	31	-5	26	2	LV 49	Punt
4	01:34	00:02	1:32	Fumble	PHI 29	7	19	0	19	1	PHI 10	Field Goal	4	01:38	01:34	0:04	Kickoff	PHI 25	1	4	0	4	0	PHI 25	Fumble
5	15:00	11:48	3:12	Kickoff	PHI 41	6	56	-15	41	3	PHI 4	TD	5	00:02	00:00	0:02	Kickoff	PHI 25	1	-1	0	-1	0	PHI 25	End Half
6	09:01	06:15	2:46	Punt		7	50	0	50	3	PHI 1	TD	6	11:48	09:01	2:47	Kickoff	PHI 23	4	22	-32	-10	0	PHI 13	Punt
7	02:53	00:08	2:45	Fumble	LV 6	3	5	-5	0	0	LV 6	Punt	7	06:15	02:53	3:22	Kickoff	PHI 25	9	54	15	69	3	LV 1	Fumble
8	11:38	07:17	4:21	Kickoff	LV 25	8	54	0	54	2	PHI 21	Field Goal	8	00:08	11:38	3:30	Punt	PHI 41	8	59	0	59	4	LV 1	TD
9	03:50	02:06	1:44	Kickoff	PHI 44	3	5	-5	0	0	PHI 44	Punt	9	07:17	03:50	3:27	Kickoff	PHI 25	12	75	0	75	5	LV 17	TD
10	00:43	00:00	0:43	Downs	PHI 34	1	-1	0	-1	0	PHI 34	End Game	10	02:06	00:43	1:23	Punt	PHI 9	8	25	0	25	2	PHI 34	Downs

WEEK 9: RAIDERS 16, GIANTS 23

NOVEMBER 7, 2021

RAIDERS													GIANTS												
#	RECD	LOST	POSS	OBTAINED	BEGAN	PLAYS	YDS	PEN	NET	1ST	ENDED	GIVEN UP	#	RECD	LOST	POSS	OBTAINED	BEGAN	PLAYS	YDS	PEN	NET	1ST	ENDED	GIVEN UP
1	10:46	05:44	5:02	Kickoff	LV 27	10	73	0	73	5	NYG 2	TD	1	15:00	10:46	4:14	Kickoff	NYG 25	7	75	0	75	3	LV 30	TD
2	02:37	01:30	1:07	Punt	LV 16	3	0	5	5	1	LV 21	Punt	2	05:44	02:37	3:07	Kickoff	NYG 25	5	17	0	17	1	NYG 42	Punt
3	01:23	14:48	1:35	Fumble	NYG 30	6	24	0	24	1	NYG 6	Field Goal	3	01:30	01:23	0:07	Punt	NYG 34	1	-2	0	-2	0	NYG 34	Fumble
4	09:24	08:38	0:46	Punt	LV 13	3	3	0	3	0	LV 16	Punt	4	14:48	09:24	5:24	Kickoff	NYG 18	8	21	-10	11	2	NYG 29	Punt
5	03:24	00:06	3:18	Kickoff	LV 30	10	61	-5	56	3	NYG 14	Field Goal	5	08:38	03:24	5:14	Punt	NYG 40	9	48	-5	43	2	LV 17	Field Goal
6	15:00	13:28	1:32	Kickoff	LV 32	3	3	0	3	0	LV 35	Int	6	00:06	00:00	0:06	Kickoff		0	0	0	0	0		End Half
7	13:28	05:20	8:08	Kickoff	LV 8	15	90	-5	85	5	NYG 7	Field Goal	7	05:20	14:07	6:13	Kickoff	NYG 25	13	47	15	62	4	LV 13	Field Goal
8	14:07	09:28	4:39	Kickoff	LV 23	8	85	-15	70	4	NYG 7	Missed FG	8	09:28	06:10	3:18	Missed FG	NYG 20	7	12	17	29	2	NYG 49	Punt
9	06:10	05:12	0:58	Punt	LV 12	3	12	0	12	1	LV 24	Int	9	05:12	03:21	1:51	Int		6	30	0	30	2	LV 20	Field Goal
10	03:21	00:37	2:44	Kickoff	LV 25	10	52	0	52	4	NYG 13	Fumble	10	00:37	00:00	0:37	Fumble	NYG 23	1	-1	0	-1	0	NYG 23	End Game

WEEK 10: RAIDERS 14, CHIEFS 41

NOVEMBER 14, 2021

RAIDERS													CHIEFS												
#	RECD	LOST	POSS	OBTAINED	BEGAN	PLAYS	YDS	PEN	NET	1ST	ENDED	GIVEN UP	#	RECD	LOST	POSS	OBTAINED	BEGAN	PLAYS	YDS	PEN	NET	1ST	ENDED	GIVEN UP
1	12:32	08:36	3:56	Punt	LV 30	6	23	-4	19	1	LV 49	Punt	1	15:00	12:32	2:28	Kickoff	KC 22	3	11	-5	6	0	KC 28	Punt
2	02:51	00:30	2:21	Kickoff	LV 25	3	10	-5	5	0	LV 30	Punt	2	08:36	02:51	5:45	Punt	KC 11	11	89	0	89	6	LV 8	TD
3	00:30	12:57	2:33	Fumble		5	36	14	50	3	KC 6	TD	3	12:57	08:24	4:33	Kickoff	KC 25	9	53	0	53	3	LV 22	Field Goal
4	08:24	05:58	2:26	Kickoff	LV 25	4	6	0	6	1	LV 31	Punt	4	05:58	01:39	4:19	Punt	KC 42	10	54	4	58	4	LV 1	TD
5	01:39	00:52	0:47	Kickoff	LV 20	3	7	0	7	0	LV 27	Punt	5	00:52	00:00	0:52	Punt	KC 38	8	34	0	34	2	LV 28	Missed FG
6	15:00	12:08	2:52	Kickoff	LV 25	5	75	0	75	3	KC 37	TD	6	12:08	07:09	4:59	Kickoff	KC 18	13	62	20	82	6	LV 1	TD
7	07:09	05:34	1:35	Kickoff	LV 18	3	63	0	63	1	LV 43	Fumble	7	05:34	00:57	4:37	Fumble	KC 27	8	66	-10	56	2	LV 17	Field Goal
8	00:57	00:10	0:47	Kickoff	LV 25	3	3	0	3	0	LV 28	Int	8	00:10	13:11	1:59	Int	KC 44	7	56	0	56	2	LV 38	TD
9	13:11	11:48	1:23	Kickoff	LV 21	4	16	0	16	1	LV 37	Punt	9	11:48	07:39	4:09	Punt	KC 20	7	75	5	80	3	LV 22	TD
10	07:39	01:45	5:54	Kickoff	LV 25	15	60	-5	55	5	KC 20	Downs	10	01:45	00:00	1:45	Downs	KC 20	3	16	0	16	1	KC 37	End Game

WEEK 11: RAIDERS 13, BENGALS 32

NOVEMBER 21, 2021

RAIDERS													BENGALS												
#	RECD	LOST	POSS	OBTAINED	BEGAN	PLAYS	YDS	PEN	NET	1ST	ENDED	GIVEN UP	#	RECD	LOST	POSS	OBTAINED	BEGAN	PLAYS	YDS	PEN	NET	1ST	ENDED	GIVEN UP
1	12:00	10:37	1:23	Fumble	CIN 9	4	1	0	1	0	CIN 8	Field Goal	1	15:00	12:00	3:00	Kickoff	CIN 25	6	14	0	14	1	CIN 40	Fumble
2	07:36	03:55	3:41	Kickoff	LV 15	6	41	0	41	2	CIN 44	Punt	2	10:37	07:36	3:01	Kickoff	CIN 25	7	24	15	39	2	LV 36	Field Goal
3	14:50	11:06	3:44	Punt	LV 39	8	32	0	32	2	CIN 29	Field Goal	3	03:55	14:50	4:05	Punt	CIN 7	6	19	0	19	1	CIN 26	Punt
4	04:15	02:04	2:11	Kickoff	LV 25	4	28	0	28	1	CIN 47	Punt	4	11:06	04:15	6:51	Kickoff	CIN 28	12	56	16	72	6	LV 11	TD
5	00:28	00:00	0:28	Punt	LV 24	2	5	0	5	0	LV 28	End Half	5	02:04	00:28	1:36	Punt	CIN 20	6	9	0	9	1	CIN 29	Punt
6	15:00	11:38	3:22	Kickoff	LV 11	5	20	0	20	1	LV 31	Punt	6	11:38	06:04	5:34	Punt	CIN 15	9	34	16	50	3	LV 35	Field Goal
7	06:04	03:40	2:24	Kickoff	LV 25	4	16	0	16	1	LV 41	Punt	7	03:40	13:17	5:23	Punt	CIN 21	10	46	0	46	3	LV 33	Field Goal
8	13:17	11:42	1:35	Kickoff	LV 25	3	75	0	75	3	CIN 19	TD	8	11:42	05:03	6:39	Kickoff	CIN 38	12	57	5	62	5	LV 6	TD
9	05:03	04:43	0:20	Kickoff	LV 18	2	7	0	7	0	LV 25	Int	9	04:43	03:51	0:52	Int	LV 27	2	27	0	27	1	LV 20	TD
10	03:51	01:23	2:28	Kickoff	LV 25	9	44	5	49	3	CIN 21	Fumble	10	01:23	01:04	0:19	Fumble	LV 31	4	2	0	2	0	LV 29	Field Goal
11	01:04	00:00	1:04	Kickoff	LV 25	2	9	0	9	0	LV 32	End Game													

WEEK 12: RAIDERS 36, COWBOYS 33

NOVEMBER 25, 2021

RAIDERS													COWBOYS												
#	RECD	LOST	POSS	OBTAINED	BEGAN	PLAYS	YDS	PEN	NET	1ST	ENDED	GIVEN UP	#	RECD	LOST	POSS	OBTAINED	BEGAN	PLAYS	YDS	PEN	NET	1ST	ENDED	GIVEN UP
1	13:00	11:45	1:15	Punt	LV 29	3	71	0	71	2	LV 44	TD	1	15:00	13:00	2:00	Kickoff	DAL 25	3	7	0	7	0	DAL 32	Punt
2	07:38	06:10	1:28	Kickoff	LV 25	3	2	0	2	0	LV 27	Punt	2	11:45	07:38	4:07	Kickoff	DAL 25	9	70	5	75	6	LV 10	TD
3	05:17	01:33	3:44	Punt	LV 40	8	24	36	60	4	DAL 1	TD	3	06:10	05:17	0:53	Punt	DAL 7	3	2	-4	-2	0	DAL 5	Punt
4	14:43	08:46	5:57	Punt	LV 22	13	69	5	74	5	DAL 4	Field Goal	4	01:33	14:43	1:50	Kickoff	DAL 16	4	11	-2	9	1	DAL 25	Punt
5	06:29	03:52	2:37	Missed FG	LV 49	3	16	-11	5	0	DAL 46	Punt	5	08:46	06:29	2:17	Kickoff	DAL 25	7	20	15	35	2	LV 40	Missed FG
6	00:25	00:00	0:25	Kickoff	LV 25	3	15	0	15	1	LV 35	End Half	6	03:52	00:25	3:27	Punt	DAL 14	8	86	0	86	4	LV 1	TD
7	15:00	12:52	2:08	Kickoff	LV 25	3	5	0	5	0	LV 30	Punt	7	12:52	10:01	2:51	Punt	DAL 17	6	19	5	24	2	DAL 41	Punt
8	10:01	07:13	2:48	Punt	LV 25	6	60	15	75	5	DAL 3	TD	8	07:13	07:00	0:13	Kickoff		0	0	0	0	0		TD
9	07:00	03:28	3:32	Kickoff	LV 25	9	31	17	48	2	DAL 27	Field Goal	9	03:28	02:12	1:16	Kickoff	DAL 25	3	8	0	8	0	DAL 33	Punt
10	02:12	14:48	2:24	Punt	LV 9	6	44	0	44	2	DAL 47	Punt	10	14:48	12:00	2:48	Punt	DAL 11	8	88	-10	78	3	LV 11	Field Goal
11	12:00	08:18	3:42	Kickoff	LV 25	6	83	-20	63	2	DAL 12	Field Goal	11	08:18	07:10	1:08	Kickoff	DAL 25	3	3	0	3	0	DAL 28	Punt
12	07:10	03:41	3:29	Punt	LV 25	5	19	-15	4	1	LV 29	Punt	12	03:41	02:54	0:47	Punt	DAL 31	4	69	0	69	2	LV 32	TD
13	02:54	01:52	1:02	Kickoff	LV 25	5	42	-5	37	1	DAL 38	Field Goal	13	01:52	00:19	1:33	Kickoff	DAL 25	10	48	0	48	3	LV 27	Field Goal
14	00:19	00:00	0:19	Kickoff	LV 25	1	-1	0	-1	0	LV 25	End Half	14	10:00	08:40	1:20	Kickoff	DAL 7	3	6	0	6	0	DAL 13	Punt
15	08:40	04:28	4:12	Punt	LV 22	8	29	38	67	3	DAL 11	Field Goal													

WEEK 13: RAIDERS 15, WASHINGTON 17

DECEMBER 5, 2021

RAIDERS													WASHINGTON												
#	RECD	LOST	POSS	OBTAINED	BEGAN	PLAYS	YDS	PEN	NET	1ST	ENDED	GIVEN UP	#	RECD	LOST	POSS	OBTAINED	BEGAN	PLAYS	YDS	PEN	NET	1ST	ENDED	GIVEN UP
1	09:39	06:14	3:25	Kickoff	LV 24	6	24	0	24	1	LV 48	Punt	1	15:00	09:39	5:21	Kickoff	WAS 25	9	75	0	75	5	LV 7	TD
2	03:06	02:07	0:59	Punt	LV 18	3	7	0	7	0	LV 25	Punt	2	06:14	03:06	3:08	Punt	WAS 10	5	29	-5	24	1	WAS 34	Punt
3	14:00	07:46	6:14	Punt	LV 9	10	43	0	43	3	WAS 48	Punt	3	02:07	14:00	3:07	Punt	WAS 24	6	20	0	20	1	WAS 44	Punt
4	01:41	00:04	1:37	Punt	LV 20	10	46	0	46	4	WAS 34	Field Goal	4	07:46	01:41	6:05	Punt	WAS 10	11	27	20	47	4	LV 43	Punt
5	15:00	11:59	3:01	Kickoff	LV 25	5	10	0	10	1	LV 35	Punt	5	00:04	00:00	0:04	Kickoff	WAS 25	1	-1	0	-1	0	WAS 25	End Half
6	08:18	04:52	3:26	Punt	LV 9	8	71	0	71	3	WAS 20	Field Goal	6	11:59	08:18	3:41	Punt	WAS 23	6	11	-5	6	1	WAS 29	Punt
7	13:28	10:57	2:31	Kickoff	LV 25	5	48	27	75	6	WAS 1	TD	7	04:52	13:28	6:24	Kickoff	WAS 25	9	65	10	75	6	LV 4	TD
8	06:49	02:22	4:27	Int	LV 39	8	43	0	43	3	WAS 18	Field Goal	8	10:57	06:49	4:08	Kickoff	WAS 20	7	28	5	33	2	LV 47	Int
9	00:37	00:00	0:37	Kickoff	LV 25	4	18	0	18	1	LV 43	End Game	9	02:22	00:37	1:45	Kickoff	WAS 25	8	44	0	44	3	LV 31	Field Goal

WEEK 14: RAIDERS 9, CHIEFS 48

DECEMBER 12, 2021

RAIDERS													CHIEFS												
#	RECD	LOST	POSS	OBTAINED	BEGAN	PLAYS	YDS	PEN	NET	1ST	ENDED	GIVEN UP	#	RECD	LOST	POSS	OBTAINED	BEGAN	PLAYS	YDS	PEN	NET	1ST	ENDED	GIVEN UP
1	15:00	14:43	0:17	Kickoff	LV 25	1	-2	0	-2	0	LV 25	Fumble	1	11:56	10:38	1:18	Punt	KC 32	3	3	0	3	0	KC 35	Punt
2	14:43	11:56	2:47	Kickoff	LV 11	6	13	0	13	1	LV 24	Punt	2	06:01	03:43	2:18	Punt	KC 20	5	75	5	80	2	LV 23	TD
3	10:38	06:01	4:37	Punt	LV 19	6	26	-5	21	2	LV 40	Punt	3	01:35	12:13	4:22	Punt	KC 20	7	85	-5	80	4	LV 5	TD
4	03:43	01:35	2:08	Kickoff	LV 25	4	20	0	20	1	LV 45	Punt	4	11:19	06:17	5:02	Int	LV 39	9	34	5	39	4	LV 1	TD
5	12:13	11:19	0:54	Kickoff	LV 23	2	7	0	7	0	LV 30	Int	5	04:58	01:40	3:18	Fumble	KC 38	7	27	35	62	4	LV 6	TD
6	06:17	04:58	1:19	Kickoff	LV 25	3	25	0	25	0	LV 31	Fumble	6	15:00	08:25	6:35	Kickoff	KC 23	10	56	-15	41	2	LV 36	Field Goal
7	01:40	00:00	1:40	Kickoff	LV 25	14	54	14	68	5	KC 7	Field Goal	7	03:29	09:52	8:37	Kickoff	KC 25	14	46	10	56	4	LV 19	Field Goal
8	08:25	03:29	4:56	Kickoff	LV 31	10	65	4	69	5	KC 4	TD	8	07:28	07:19	0:09	Fumble	KC 49	1	51	0	51	1	KC 49	TD
9	09:52	07:28	2:24	Kickoff	LV 25	6	24	0	24	2	LV 49	Fumble	9	01:56	00:00	1:56	Fumble	KC 11	3	-2	0	-2	0	KC 10	End Game
10	07:19	01:56	5:23	Kickoff	LV 25	10	58	0	58	3	KC 22	Fumble													

WEEK 15: RAIDERS 16, BROWNS 14

DECEMBER 20, 2021

RAIDERS													BROWNS												
#	RECD	LOST	POSS	OBTAINED	BEGAN	PLAYS	YDS	PEN	NET	1ST	ENDED	GIVEN UP	#	RECD	LOST	POSS	OBTAINED	BEGAN	PLAYS	YDS	PEN	NET	1ST	ENDED	GIVEN UP
1	10:53	03:41	7:12	Punt	LV 42	11	78	-20	58	5	CLE 5	TD	1	15:00	10:53	4:07	Kickoff	CLE 27	6	16	-5	11	1	CLE 38	Punt
2	00:46	12:37	3:09	Punt	LV 4	5	4	36	40	1	LV 44	Punt	2	03:41	00:46	2:55	Kickoff	CLE 25	5	20	0	20	1	CLE 45	Punt
3	10:32	07:49	2:43	Punt	LV 14	5	29	0	29	1	LV 43	Punt	3	12:37	10:32	2:05	Punt	CLE 34	3	8	0	8	0	CLE 42	Punt
4	06:14	00:56	5:18	Punt	LV 39	13	61	-5	56	4	CLE 5	Field Goal	4	07:49	06:14	1:35	Punt	CLE 8	3	8	0	8	0	CLE 16	Punt
5	15:00	14:10	0:50	Kickoff	LV 25	3	3	0	3	0	LV 28	Punt	5	00:56	00:00	0:56	Kickoff	CLE 25	9	32	14	46	3	LV 29	Missed FG
6	12:02	07:13	4:49	Punt	LV 25	7	22	0	22	2	CLE 47	Fumble	6	14:10	12:02	2:08	Punt	CLE 31	3	7	0	7	0	CLE 38	Punt
7	04:33	14:46	4:47	Kickoff	LV 27	10	52	0	52	3	CLE 21	Field Goal	7	07:13	04:33	2:40	Fumble	LV 47	6	47	0	47	3	LV 4	TD
8	13:55	12:07	1:48	Punt	LV 31	3	9	-5	4	0	LV 35	Punt	8	14:46	13:55	0:51	Kickoff	CLE 25	3	1	0	1	0	CLE 26	Punt
9	03:45	02:47	0:58	Kickoff	LV 25	3	13	0	13	1	LV 38	Int	9	12:07	03:45	8:22	Punt	CLE 20	14	90	-10	80	5	LV 6	TD
10	01:50	00:00	1:50	Punt	LV 29	8	51	-10	41	3	CLE 30	Field Goal	10	02:47	01:50	0:57	Int	CLE 23	3	7	0	7	0	CLE 30	Punt

WEEK 16: RAIDERS 17, BRONCOS 13

DECEMBER 26, 2021

RAIDERS													BRONCOS												
#	RECD	LOST	POSS	OBTAINED	BEGAN	PLAYS	YDS	PEN	NET	1ST	ENDED	GIVEN UP	#	RECD	LOST	POSS	OBTAINED	BEGAN	PLAYS	YDS	PEN	NET	1ST	ENDED	GIVEN UP
1	11:38	07:22	4:16	Punt	LV 4	8	53	-6	47	2	DEN 49	Punt	1	15:00	11:38	3:22	Kickoff	DEN 25	6	17	0	17	1	DEN 42	Punt
2	03:25	11:01	7:24	Punt	LV 24	14	61	15	76	6	DEN 10	TD	2	07:22	03:25	3:57	Punt	DEN 11	7	6	31	37	2	DEN 48	Punt
3	07:24	04:26	2:58	Kickoff	LV 25	4	20	0	20	1	LV 45	Punt	3	11:01	07:24	3:37	Kickoff	DEN 25	5	59	-15	44	1	LV 31	Field Goal
4	02:44	02:00	0:44	Punt	LV 33	2	7	0	7	0	LV 40	Fumble	4	04:26	02:44	1:42	Punt	DEN 8	3	9	0	9	0	DEN 17	Punt
5	00:32	00:18	0:14	Kickoff	LV 26	1	0	0	0	0	LV 26	Int	5	02:00	00:32	1:28	Fumble	LV 41	4	4	0	4	0	LV 37	Field Goal
6	00:15	00:00	0:15	Kickoff	LV 25	1	-1	0	-1	0	LV 25	End Half	6	00:18	00:15	0:03	Int	LV 1	1	1	0	1	1	LV 1	TD
7	15:00	10:22	4:38	Kickoff	LV 25	9	75	0	75	5	DEN 5	TD	7	10:22	07:55	2:27	Kickoff	DEN 25	4	22	0	22	1	DEN 47	Punt
8	07:55	03:19	4:36	Punt	LV 13	8	45	0	45	3	DEN 32	Fumble	8	03:19	00:13	3:06	Fumble	DEN 42	6	21	0	21	1	LV 37	Missed FG
9	00:13	07:35	7:38	Missed FG	LV 45	13	32	0	32	3	DEN 23	Field Goal	9	07:35	03:54	3:41	Kickoff	DEN 25	7	19	0	19	1	DEN 44	Punt
10	03:54	00:00	3:54	Punt	LV 11	8	50	0	50	2	DEN 38	End Game													

WEEK 17: RAIDERS 23, COLTS 20

JANUARY 2, 2022

RAIDERS													COLTS												
#	RECD	LOST	POSS	OBTAINED	BEGAN	PLAYS	YDS	PEN	NET	1ST	ENDED	GIVEN UP	#	RECD	LOST	POSS	OBTAINED	BEGAN	PLAYS	YDS	PEN	NET	1ST	ENDED	GIVEN UP
1	15:00	07:51	7:09	Kickoff	LV 25	12	75	0	75	6	IND 2	TD	1	07:51	06:17	1:34	Kickoff	IND 27	3	0	0	0	0	IND 27	Punt
2	06:17	04:38	1:39	Punt	LV 35	3	7	0	7	0	LV 42	Int	2	04:38	02:42	1:56	Int	IND 26	5	10	0	10	1	IND 36	Punt
3	02:42	14:12	3:30	Punt	IND 35	7	6	0	6	1	IND 29	Field Goal	3	14:12	10:07	4:05	Kickoff	IND 25	7	57	-10	47	2	LV 28	Field Goal
4	10:07	08:30	1:37	Kickoff	LV 35	3	5	0	5	0	LV 40	Punt	4	08:30	06:17	2:13	Punt	IND 16	3	1	-5	-4	0	IND 12	Punt
5	06:17	01:47	4:30	Punt	LV 43	9	41	-10	31	2	IND 26	Field Goal	5	01:47	00:01	1:46	Kickoff	IND 40	10	60	0	60	5	LV 1	TD
6	00:01	00:00	0:01	Kickoff		0	0	0	0	0		End Half	6	15:00	11:28	3:32	Kickoff	IND 25	6	70	5	75	3	LV 45	TD
7	11:28	07:50	3:38	Kickoff	LV 25	6	24	-5	19	2	LV 44	Int	7	07:50	04:27	3:23	Int	IND 49	5	9	0	9	1	LV 42	Punt
8	04:27	00:45	3:42	Punt	LV 4	8	46	-10	36	2	LV 40	Punt	8	00:45	14:39	1:06	Punt	IND 20	3	3	0	3	0	IND 23	Punt
9	14:39	11:18	3:21	Punt	LV 38	6	62	0	62	2	IND 11	TD	9	11:18	01:56	9:22	Kickoff	IND 25	14	52	1	53	4	LV 22	Field Goal
10	01:56	00:00	1:56	Kickoff	LV 25	10	60	0	60	3	IND 15	Field Goal													

2021 REGULAR SEASON

		RAIDERS								OPPONENT							
DATE	OPPONENT	FIRST HALF				SECOND HALF				FIRST HALF				SECOND HALF			
		PLAYS	YDS	TIME	RESULT	PLAYS	YDS	TIME	RESULT	PLAYS	YDS	TIME	RESULT	PLAYS	YDS	TIME	RESULT
09/13	Ravens	10	32	4:31	Punt	3	-3	2:22	Punt	8	24	5:15	Punt	5	19	1:50	Punt
09/19	at Steelers	6	19	3:12	Punt	6	22	2:45	Punt	6	14	3:33	Punt	6	20	3:04	Punt
09/26	Dolphins	3	-4	1:34	Punt	9	72	5:16	TD	6	21	2:38	Punt	4	-1	2:27	Punt
10/04	at Chargers	3	3	1:40	Punt	11	78	5:59	TD	12	75	6:59	TD	9	19	4:22	Punt
10/10	Bears	3	3	1:23	Punt	3	8	1:24	Punt	3	2	2:02	Punt	3	9	1:54	Punt
10/17	at Broncos	6	75	3:06	TD	4	56	1:53	TD	8	84	5:05	TD	3	1	1:40	Punt
10/24	Eagles	11	66	6:22	INT	6	41	3:12	TD	8	67	3:59	TD	4	-10	2:47	Punt
11/07	at Giants	10	73	5:02	TD	3	3	1:32	INT	7	75	4:14	TD	13	62	6:13	FG
11/14	Chiefs	6	19	3:56	Punt	5	75	2:52	TD	3	6	2:28	Punt	13	82	4:59	TD
11/21	Bengals	4	1	1:23	FG	5	20	3:22	Punt	6	14	3:00	FUM	9	50	5:34	FG
11/25	at Cowboys	3	71	1:15	TD	3	5	2:08	Punt	3	7	2:00	Punt	6	24	2:51	Punt
12/05	Washington	6	24	3:25	Punt	5	10	3:01	Punt	9	75	5:21	TD	6	6	3:41	Punt
12/12	at Chiefs	1	-2	0:17	FUM	10	69	4:56	TD	3	3	1:18	Punt	10	41	6:35	FG
12/20	at Browns	11	58	7:12	TD	3	3	0:50	Punt	6	11	4:07	Punt	3	7	2:08	Punt
12/26	Broncos	8	47	4:16	Punt	9	75	4:38	TD	6	17	3:22	Punt	4	22	2:27	Punt
01/02	at Colts	12	75	7:09	TD	6	19	3:38	INT	3	0	1:34	Punt	6	75	3:32	TD

2021 REGULAR SEASON RAIDERS ADVANCES

DATE	OPPONENT	RUSHES	COMPLETIONS	ADVANCES	OUTCOME
09/13	Baltimore	21	34	55	W 33-27 OT
09/19	at Pittsburgh	25	28	53	W 26-17
09/26	Miami	35	26	61	W 31-28 OT
10/04	at L.A. Chargers	18	21	39	L 28-14
10/10	Chicago	22	22	44	L 20-9
10/17	at Denver	23	18	41	W 34-24
10/24	Philadelphia	29	31	60	W 33-22
11/07	at N.Y. Giants	20	30	50	L 23-16
11/14	Kansas City	14	25	39	L 41-14
11/21	Cincinnati	18	19	37	L 32-13
11/25	at Dallas	35	24	59	W 36-33 OT
12/05	Washington	16	28	44	L 17-15
12/12	at Kansas City	12	33	45	L 48-9
12/20	at Cleveland	25	25	50	W 16-14
12/26	Denver	40	20	60	W 17-13
01/02	at Indianapolis	27	24	51	W 23-20
01/09	L.A. Chargers	--	--	--	--
TOTALS		380	408	788	

2021 REGULAR SEASON OPPONENT ADVANCES

DATE	OPPONENT	RUSHES	COMPLETIONS	ADVANCES	OUTCOME
09/13	Baltimore	34	19	53	W 33-27 OT
09/19	at Pittsburgh	14	27	41	W 26-17
09/26	Miami	27	32	59	W 31-28 OT
10/04	at L.A. Chargers	34	25	59	L 28-14
10/10	Chicago	37	13	50	L 20-9
10/17	at Denver	23	35	58	W 34-24
10/24	Philadelphia	32	18	50	W 33-22
11/07	at N.Y. Giants	31	15	46	L 23-16
11/14	Kansas City	25	36	61	L 41-14
11/21	Cincinnati	38	20	58	L 32-13
11/25	at Dallas	20	32	52	W 36-33 OT
12/05	Washington	30	23	53	L 17-15
12/12	at Kansas City	30	20	50	L 48-9
12/20	at Cleveland	24	20	44	W 16-14
12/26	Denver	16	15	31	W 17-13
01/02	at Indianapolis	26	16	42	W 23-20
01/09	L.A. Chargers	--	--	--	--
TOTALS		441	366	807	

RAIDERS RECORD WHEN:

Having 45 or more advances	8 - 2
Having 50 or more advances	8 - 1
Having less than 45 advances	1 - 5
Having less than 50 advances	1 - 6
Allowing 45 or more advances	5 - 7
Allowing 50 or more advances	5 - 6
Allowing less than 45 advances	4 - 0
Allowing less than 50 advances	4 - 1

NOTE: Advances equal to all rushing attempts plus completions.

RAIDERS 2021 REGULAR SEASON THIRD DOWN EFFICIENCY

		RAIDERS										
Date	Opponent	3rd & 1	3rd & 2	3rd & 3	3rd & 4	3rd & 5	3rd & 6	3rd & 7	3rd & 8	3rd & 9	3rd & 10+	Total
09/13	Baltimore	3 / 3	0 / 0	0 / 0	1 / 1	0 / 2	0 / 0	0 / 0	0 / 0	1 / 1	2 / 8	7 / 15
09/19	at Pittsburgh	1 / 1	0 / 1	1 / 3	1 / 1	0 / 0	0 / 1	0 / 1	0 / 0	1 / 3	1 / 2	5 / 13
09/26	Miami	1 / 2	0 / 0	1 / 2	0 / 1	0 / 0	2 / 2	0 / 1	1 / 1	1 / 2	2 / 4	8 / 15
10/04	at L.A. Chargers	1 / 2	0 / 1	1 / 2	0 / 0	1 / 2	0 / 1	0 / 2	1 / 1	0 / 0	0 / 2	4 / 13
10/10	Chicago	1 / 2	0 / 2	1 / 1	0 / 1	0 / 0	0 / 0	1 / 1	0 / 0	1 / 1	1 / 6	5 / 14
10/17	at Denver	0 / 0	2 / 4	0 / 1	0 / 0	1 / 1	0 / 0	0 / 1	0 / 0	0 / 0	1 / 4	4 / 11
10/24	Philadelphia	1 / 2	0 / 1	0 / 0	0 / 0	0 / 1	1 / 3	0 / 0	0 / 0	0 / 0	1 / 2	3 / 9
11/07	at N.Y. Giants	2 / 3	1 / 1	0 / 2	1 / 1	0 / 0	0 / 2	0 / 2	0 / 0	0 / 0	0 / 1	4 / 12
11/14	Kansas City	1 / 1	0 / 2	0 / 1	0 / 0	0 / 1	0 / 0	0 / 1	0 / 1	0 / 1	0 / 1	1 / 9
11/21	Cincinnati	0 / 1	1 / 1	0 / 1	0 / 1	0 / 0	0 / 1	0 / 0	0 / 1	0 / 0	0 / 1	1 / 7
11/25	at Dallas	0 / 1	0 / 0	0 / 1	0 / 1	0 / 0	0 / 2	0 / 0	1 / 2	0 / 0	2 / 6	3 / 13
12/05	Washington	1 / 1	1 / 1	0 / 2	0 / 1	0 / 1	0 / 0	0 / 1	0 / 0	0 / 0	0 / 1	2 / 8
12/12	at Kansas City	0 / 0	1 / 1	0 / 2	0 / 2	1 / 1	0 / 0	1 / 1	1 / 2	0 / 0	0 / 2	4 / 11
12/20	at Cleveland	2 / 3	1 / 1	0 / 1	1 / 1	1 / 1	0 / 0	1 / 2	0 / 0	0 / 1	0 / 3	6 / 13
12/26	Denver	1 / 2	2 / 2	2 / 2	1 / 3	0 / 0	0 / 1	0 / 0	0 / 0	0 / 0	0 / 2	6 / 12
01/02	at Indianapolis	2 / 2	0 / 0	2 / 4	0 / 0	0 / 1	0 / 1	0 / 1	0 / 0	0 / 0	2 / 5	6 / 14
01/09	L.A. Chargers	--	--	--	--	--	--	--	--	--	--	--
TOTALS		17 / 26	9 / 18	8 / 25	5 / 14	4 / 11	3 / 14	3 / 14	4 / 8	4 / 9	12 / 50	69 / 189
		65.4%	50.0%	32.0%	35.7%	36.4%	21.4%	21.4%	50.0%	44.4%	24.0%	36.5%
		3RD & 1-3: 34 / 69 = 49.3%			3RD & 4-6: 12 / 39 = 30.8%			3RD & 7-10+: 23 / 81 = 28.4%				

OPPONENT 2021 REGULAR SEASON THIRD DOWN EFFICIENCY

		OPPONENT										
Date	Opponent	3rd & 1	3rd & 2	3rd & 3	3rd & 4	3rd & 5	3rd & 6	3rd & 7	3rd & 8	3rd & 9	3rd & 10+	Total
09/13	Baltimore	0 / 0	1 / 1	0 / 1	0 / 1	0 / 1	2 / 3	0 / 4	0 / 0	0 / 0	0 / 1	3 / 12
09/19	at Pittsburgh	0 / 0	1 / 1	0 / 0	0 / 1	1 / 1	0 / 1	0 / 0	2 / 2	0 / 1	1 / 5	5 / 12
09/26	Miami	0 / 1	0 / 1	1 / 3	1 / 2	2 / 3	0 / 1	1 / 2	0 / 1	1 / 2	0 / 2	6 / 18
10/04	at L.A. Chargers	0 / 0	0 / 3	0 / 0	2 / 2	0 / 1	1 / 1	0 / 0	1 / 3	0 / 0	0 / 3	4 / 13
10/10	Chicago	1 / 3	2 / 2	0 / 0	0 / 1	0 / 1	0 / 0	2 / 2	0 / 1	0 / 1	1 / 2	6 / 13
10/17	at Denver	0 / 0	2 / 2	0 / 0	2 / 2	0 / 1	0 / 0	0 / 2	0 / 0	0 / 1	1 / 6	5 / 14
10/24	Philadelphia	1 / 2	2 / 2	1 / 1	0 / 1	1 / 1	0 / 0	0 / 0	0 / 3	0 / 0	1 / 3	6 / 13
11/07	at N.Y. Giants	1 / 1	1 / 2	1 / 2	0 / 0	0 / 0	0 / 1	1 / 1	2 / 2	0 / 1	0 / 2	6 / 12
11/14	Kansas City	2 / 3	2 / 2	0 / 0	1 / 2	1 / 1	0 / 0	1 / 2	0 / 0	0 / 0	2 / 5	9 / 15
11/21	Cincinnati	4 / 5	0 / 0	1 / 1	0 / 1	1 / 1	1 / 3	1 / 1	0 / 0	0 / 2	0 / 2	8 / 16
11/25	at Dallas	1 / 1	2 / 3	0 / 0	0 / 2	0 / 1	0 / 0	0 / 1	0 / 1	0 / 0	0 / 4	3 / 13
12/05	Washington	1 / 1	1 / 1	0 / 0	2 / 4	1 / 1	1 / 1	0 / 0	0 / 1	0 / 1	1 / 3	7 / 13
12/12	at Kansas City	3 / 3	0 / 0	1 / 2	0 / 0	1 / 1	0 / 0	0 / 1	2 / 2	0 / 0	2 / 4	9 / 13
12/20	at Cleveland	1 / 1	0 / 0	2 / 3	1 / 1	0 / 1	1 / 2	0 / 0	1 / 2	0 / 2	0 / 2	6 / 14
12/26	Denver	1 / 1	0 / 0	0 / 0	0 / 0	0 / 0	0 / 2	0 / 2	0 / 1	0 / 1	0 / 3	1 / 10
01/02	at Indianapolis	1 / 2	0 / 0	2 / 2	0 / 0	0 / 0	0 / 1	0 / 1	0 / 0	0 / 2	0 / 3	3 / 11
01/09	L.A. Chargers	--	--	--	--	--	--	--	--	--	--	--
TOTALS		17 / 24	14 / 20	9 / 15	9 / 20	8 / 15	6 / 16	6 / 19	8 / 19	1 / 14	9 / 50	87 / 212
		70.8%	70.0%	60.0%	45.0%	53.3%	37.5%	31.6%	42.1%	7.1%	18.0%	41.0%
		3RD & 1-3: 40 / 59 = 67.8%			3RD & 4-6: 23 / 51 = 45.1%			3RD & 7-10+: 24 / 102 = 23.5%				

2021 REGULAR SEASON FOURTH DOWN EFFICIENCY

Date	Opponent	RAIDERS						OPPONENT					
		4th & 1	4th & 2	4th & 3	4th & 4	4th & 5+	Total	4th & 1	4th & 2	4th & 3	4th & 4	4th & 5+	Total
09/13	Baltimore	0 / 1	0 / 0	0 / 0	0 / 0	0 / 0	0 / 1	1 / 2	0 / 0	0 / 0	0 / 0	0 / 0	1 / 2
09/19	at Pittsburgh	1 / 1	0 / 0	0 / 0	0 / 0	0 / 0	1 / 1	0 / 0	0 / 0	0 / 0	0 / 1	0 / 0	0 / 1
09/26	Miami	0 / 1	0 / 0	0 / 0	0 / 0	0 / 0	0 / 1	1 / 2	0 / 0	0 / 0	0 / 0	2 / 2	3 / 4
10/04	at L.A. Chargers	1 / 1	0 / 0	0 / 1	0 / 0	0 / 1	1 / 3	0 / 0	2 / 2	0 / 0	0 / 0	0 / 1	2 / 3
10/10	Chicago	1 / 2	0 / 0	0 / 0	0 / 0	0 / 1	1 / 3	0 / 0	0 / 0	0 / 0	0 / 0	0 / 0	0 / 0
10/17	at Denver	0 / 0	0 / 0	0 / 0	0 / 0	0 / 0	0 / 0	0 / 0	0 / 1	0 / 0	0 / 0	1 / 2	1 / 3
10/24	Philadelphia	1 / 1	0 / 0	0 / 0	0 / 0	0 / 0	1 / 1	1 / 1	0 / 0	0 / 0	0 / 0	1 / 2	2 / 3
11/07	at N.Y. Giants	1 / 1	0 / 0	0 / 0	0 / 0	0 / 0	1 / 1	0 / 0	0 / 0	0 / 0	0 / 0	0 / 0	0 / 0
11/14	Kansas City	0 / 0	1 / 1	0 / 0	0 / 0	0 / 1	1 / 2	2 / 2	0 / 0	0 / 0	0 / 0	1 / 1	3 / 3
11/21	Cincinnati	0 / 0	0 / 0	0 / 0	0 / 0	0 / 0	0 / 0	0 / 0	0 / 0	0 / 0	0 / 0	0 / 0	0 / 0
11/25	at Dallas	0 / 0	0 / 0	0 / 0	0 / 0	0 / 0	0 / 0	0 / 0	0 / 0	0 / 0	0 / 0	0 / 0	0 / 0
12/05	Washington	0 / 0	0 / 0	0 / 0	0 / 0	0 / 0	0 / 0	0 / 0	0 / 0	0 / 0	0 / 0	0 / 0	0 / 0
12/12	at Kansas City	1 / 1	0 / 0	0 / 0	0 / 0	0 / 0	1 / 1	0 / 0	0 / 0	0 / 0	0 / 0	0 / 0	0 / 0
12/20	at Cleveland	1 / 1	0 / 0	0 / 0	0 / 0	0 / 0	1 / 1	0 / 0	0 / 0	0 / 0	0 / 0	1 / 1	1 / 1
12/26	Denver	1 / 1	0 / 0	0 / 0	0 / 0	0 / 0	1 / 1	1 / 1	0 / 0	0 / 0	0 / 0	0 / 0	1 / 1
01/02	at Indianapolis	1 / 1	1 / 1	0 / 0	0 / 0	0 / 0	2 / 2	1 / 1	0 / 0	0 / 0	0 / 0	0 / 0	1 / 1
01/09	L.A. Chargers	--	--	--	--	--	--	--	--	--	--	--	--
TOTALS		9 / 12	2 / 2	0 / 1	0 / 0	0 / 3	11 / 18	7 / 9	2 / 3	0 / 0	0 / 1	6 / 9	15 / 22
		75.0%	100.0%	0.0%	0.0%	0.0%	61.1%	77.8%	66.7%	0.0%	0.0%	66.7%	68.2%

2020 REGULAR SEASON 100.0+ PASSER RATING

RAIDERS

PASSING GAMES

DATE	OPPONENT	PLAYER	ATT	CMP	YDS	CMP%	YDS/ATT	YDS/CMP	TD	TD%	INT	INT%	LONG	SACK/LOST	RATING
09/13	at Carolina	Derek Carr	30	22	239	73.33%	7.97	10.86	1	3.33%	0	0.00%	45	0/0	107.50
09/21	vs. New Orleans	Derek Carr	38	28	284	73.68%	7.47	10.14	3	7.89%	0	0.00%	31	3/23	120.90
09/27	at New England	Derek Carr	32	24	261	75.00%	8.16	10.88	2	6.25%	0	0.00%	34	2/12	119.40
10/04	vs. Buffalo	Derek Carr	44	32	311	72.73%	7.07	9.72	2	4.55%	0	0.00%	37	2/14	107.30
10/11	at Kansas City	Derek Carr	31	22	347	70.97%	11.19	15.77	3	9.68%	1	3.23%	72t	1/1	126.70
11/08	at L.A. Chargers	Derek Carr	23	13	165	56.52%	7.17	12.69	2	8.70%	0	0.00%	53	1/5	108.10
11/22	vs. Kansas City	Derek Carr	31	23	275	74.19%	8.87	11.96	3	9.68%	1	3.23%	29	0/0	119.70
12/26	vs. Miami	Derek Carr	34	21	336	61.76%	9.88	16.00	1	2.94%	0	0.00%	85t	3/22	104.50

2020 OPPONENTS 100.0+ PASSER RATING

PASSING GAMES

DATE	OPPONENT	PLAYER	ATT	CMP	YDS	CMP%	YDS/ATT	YDS/CMP	TD	TD%	INT	INT%	LONG	SACK/LOST	RATING
10/04	vs. Buffalo	Josh Allen	34	24	288	70.59%	8.47	12.00	2	5.88%	0	0.00%	49	1/14	115.80
10/25	vs. Tampa Bay	Tom Brady	45	33	369	73.33%	8.20	11.18	4	8.89%	0	0.00%	35	0/0	127.00
11/08	at L.A. Chargers	Justin Herbert	42	28	326	66.67%	7.76	11.64	2	4.76%	0	0.00%	50	2/14	105.90
11/22	vs. Kansas City	Patrick Mahomes	45	34	348	75.56%	7.73	10.24	2	4.44%	1	2.22%	22t	0/0	102.80
12/13	vs. Indianapolis	Philip Rivers	28	19	244	67.86%	8.71	12.84	2	7.14%	0	0.00%	41t	0/0	118.80
12/17	vs. L.A. Chargers	Justin Herbert	32	22	314	68.75%	9.81	14.27	2	6.25%	0	0.00%	53	1/8	121.10
01/03	at Denver	Drew Lock	41	25	339	60.98%	8.27	13.56	2	4.88%	0	0.00%	92t	2/15	103.60

*Need minimum of 20 attempts to qualify

2021 REGULAR SEASON

DATE	OPPONENT	QUARTERBACK	LOSS	0-9	10-19	20-29	30-39	40-49	50+
09/13	Baltimore	Carr	--	16	11 (1)	4	3 (1)	--	--
09/19	at Pittsburgh	Carr	--	12 (1)	11	3	1	--	1 (1)
09/26	Miami	Carr	--	8 (1)	7 (1)	8	3	--	--
10/04	at L.A. Chargers	Carr	--	16 (1)	3 (1)	--	1	--	1
10/10	Chicago	Carr	--	15	5	2	--	--	--
10/17	at Denver	Carr	--	8	3	2	2 (1)	2 (1)	1
10/24	Philadelphia	Carr	2	16 (1)	8 (1)	4	--	1	--
11/07	at N.Y. Giants	Carr	--	20 (1)	6	4	--	--	--
11/14	Kansas City	Carr	1	16 (1)	3	3	2 (1)	--	--
11/21	Cincinnati	Carr	1	12	1 (1)	4	1	--	--
11/25	at Dallas	Carr	2	8	7	2	3	--	2 (1)
12/05	Washington	Carr	1	17	7	2	1	--	--
12/12	at Kansas City	Carr	--	24 (1)	7	2	--	--	--
12/20	at Cleveland	Carr	2	9 (1)	14	--	--	--	--
12/26	Denver	Carr	1	9	8 (1)	2	--	--	--
01/02	at Indianapolis	Carr	1	12	8 (1)	2	--	1	--
01/09	L.A. Chargers	--	--	--	--	--	--	--	--
PLAYER TOTALS		Carr	11	218 (8)	109 (7)	44	17 (3)	4 (1)	5 (2)
TEAM TOTALS			11	218 (8)	109 (7)	44	17 (3)	4 (1)	5 (2)

RAIDERS 2021 REGULAR SEASON YARDS GAINED BY DOWN

		RAIDERS												OPPONENT											
Date	Opponent	1ST DOWN			2ND DOWN			3RD DOWN			4TH DOWN			1ST DOWN			2ND DOWN			3RD DOWN			4TH DOWN		
		Att	Yds	Avg	Att	Yds	Avg	Att	Yds	Avg	Att	Yds	Avg	Att	Yds	Avg	Att	Yds	Avg	Att	Yds	Avg	Att	Yds	Avg
09/13	Baltimore	37	170	4.6	27	159	5.9	15	167	11.1	1	0	0.0	30	141	4.7	23	223	9.7	12	15	1.3	2	35	17.5
09/19	at Pittsburgh	30	189	6.3	20	114	5.7	13	120	9.2	1	2	2.0	23	91	4.0	20	130	6.5	12	110	9.2	1	0	0.0
09/26	Miami	36	156	4.3	29	228	7.9	15	113	7.5	1	0	0.0	31	117	3.8	25	110	4.4	18	60	3.3	4	43	10.8
10/04	at L.A. Chargers	22	94	4.3	18	76	4.2	13	40	3.1	3	3	1.0	32	157	4.9	27	175	6.5	13	29	2.2	2	19	9.5
10/10	Chicago	24	116	4.8	19	61	3.2	14	81	5.8	3	1	0.3	25	111	4.4	22	72	3.3	13	69	5.3	0	0	0.0
10/17	at Denver	24	153	6.4	17	124	7.3	11	149	13.5	0	0	0.0	35	235	6.7	25	98	3.9	14	77	5.5	3	12	4.0
10/24	Philadelphia	29	167	5.8	24	220	9.2	9	58	6.4	1	1	1.0	30	168	5.6	22	146	6.6	13	35	2.7	3	22	7.3
11/07	at N.Y. Giants	32	267	8.3	22	96	4.4	12	34	2.8	1	6	6.0	24	101	4.2	18	87	4.8	12	59	4.9	0	0	0.0
11/14	Kansas City	23	197	8.6	17	103	6.1	9	-3	-0.3	2	2	1.0	34	212	6.2	24	115	4.8	15	170	11.3	2	3	1.5
11/21	Cincinnati	23	222	9.7	17	45	2.6	7	11	1.6	0	0	0.0	30	137	4.6	24	109	4.5	16	42	2.6	0	0	0.0
11/25	at Dallas	38	327	8.6	26	110	4.2	13	72	5.5	0	0	0.0	32	180	5.6	23	212	9.2	13	45	3.5	0	0	0.0
12/05	Washington	28	154	5.5	20	151	7.6	8	5	0.6	0	0	0.0	29	157	5.4	19	71	3.7	13	70	5.4	0	0	0.0
12/12	at Kansas City	27	97	3.6	22	104	4.7	11	85	7.7	0	0	0.0	25	122	4.9	19	127	6.7	13	123	9.5	0	0	0.0
12/20	at Cleveland	29	127	4.4	22	129	5.9	13	70	5.4	0	0	0.0	21	70	3.3	18	75	4.2	14	85	6.1	1	6	6.0
12/26	Denver	30	149	5.0	24	146	6.1	12	46	3.8	1	1	1.0	16	66	4.1	13	45	3.5	10	31	3.1	1	16	16.0
01/02	at Indianapolis	25	106	4.2	20	132	6.6	14	74	5.3	2	14	7.0	23	155	6.7	19	96	5.1	11	9	0.8	1	2	2.0
01/09	L.A. Chargers	--	--	--	--	--	--	--	--	--	--	--	--	--	--	--	--	--	--	--	--	--	--	--	--
TOTALS		457	2,691	5.9	344	1,998	5.8	189	1,122	5.9	16	30	1.9	440	2,220	5.0	341	1,891	5.5	212	1,029	4.9	20	158	7.9

DATE	OPPONENT	QTR	RETURN	RAIDERS PLAYER	YDS.	DOWN	RESULT
09/13	Baltimore	3	Kickoff	Henry Ruggs III	20	BAL 13	Punt
09/19	at Pittsburgh	4	Kickoff	Henry Ruggs III	22	LV 35	End Game
10/04	at L.A. Chargers	1	Kickoff	Peyton Barber	25	LAC 24	Punt
		3	Kickoff	Kenyan Drake	31	LAC 35	Touchdown
		3	Kickoff	Kenyan Drake	22	LV 35	Punt
10/10	Chicago	0	Kickoff	Kenyan Drake	20		
11/07	at N.Y. Giants	2	Kickoff	Jalen Richard	26	LV 35	End Half
		3	Kickoff	Jalen Richard	32	LV 15	Field Goal
		4	Kickoff	Jalen Richard	20	NYG 20	Punt
11/14	Kansas City	1	Kickoff	Jalen Richard	23	50	Touchdown
11/21	Cincinnati	3	Kickoff	Kenyan Drake	24	CIN 15	Field Goal
11/25	at Dallas	1	Punt	Hunter Renfrow	21	LV 29	Touchdown
12/05	Washington	0	Kickoff	Peyton Barber	24		
12/12	at Kansas City	1	Kickoff	Tyron Johnson	28	KC 35	Punt
		1	Kickoff	Tyron Johnson	29	50	Field Goal
12/20	at Cleveland	1	Punt	Hunter Renfrow	29	LV 42	Touchdown
		4	Kickoff	Jalen Richard	23	CLE 23	Punt
12/26	Denver	2	Kickoff	Jalen Richard	23	LV 1	Touchdown
01/02	at Indianapolis	1	Punt	Hunter Renfrow	41	IND 35	Field Goal
		2	Kickoff	Tyron Johnson	34	IND 16	Punt
01/09	L.A. Chargers	--	--	--	--	--	--

OPPONENT BIG RETURNS: KICKOFF AND PUNT

DATE	OPPONENT	QTR	RETURN	OPP. PLAYER	YDS.	DOWN	RESULT
09/13	Baltimore	1	Punt	Devin Duvernay	22	BAL 35	Touchdown
		3	Punt	Devin Duvernay	30	LV 38	Field Goal
09/19	at Pittsburgh	1	Kickoff	Ray-Ray McCloud	28	LV 16	Punt
		1	Kickoff	Ray-Ray McCloud	28	50	Punt
10/04	at L.A. Chargers	1	Kickoff	Larry Rountree III	24	50	Touchdown
10/10	Chicago	1	Kickoff	Jakeem Grant Sr.	24	LV 27	Punt
		2	Kickoff	Jakeem Grant Sr.	32	CHI 35	Downs
		3	Punt	Jakeem Grant Sr.	21	CHI 18	Punt
10/17	at Denver	3	Kickoff	Diontae Spencer	23	DEN 35	Punt
10/24	Philadelphia	1	Kickoff	Jalen Reagor	26	PHI 35	Interception
		3	Kickoff	Jalen Reagor	23	50	Touchdown
11/14	Kansas City	1	Kickoff	Byron Pringle	20	LV 30	Punt
		1	Punt	Mike Hughes	37	50	Touchdown
11/21	Cincinnati	2	Kickoff	Darius Phillips	25	CIN 35	Punt
		4	Kickoff	Darius Phillips	32	CIN 35	Interception
11/25	at Dallas	1	Kickoff	Tony Pollard	100T	50	Field Goal
12/12	at Kansas City	3	Kickoff	Byron Pringle	24	KC 35	Touchdown
12/20	at Cleveland	1	Kickoff	Demetric Felton	24	LV 42	Touchdown
		2	Punt	Donovan Peoples-Jones	20	CLE 34	Punt
01/02	at Indianapolis	1	Kickoff	Isaiah Rodgers	20	LV 35	Interception
01/09	L.A. Chargers	--	--	--	--	--	--

2021 REGULAR SEASON - DEFENSIVE TAKEAWAYS

DATE	OPPONENT	TAKEAWAY	QTR.	SCORE	YD-LINE	RESULT
09/13	Baltimore	D. Perryman FR (Q. Jefferson FF) D. Philon FR (C. Nassib FF)	4 5	10-17 27-27	BLT-42 BLT-27	TD TD
09/19	at Pittsburgh	T. Mullen Jr. INT (B. Roethlisberger)	1	0-0	LV-43	FG
09/26	Miami	None				
10/04	at L.A. Chargers	None				
10/10	Chicago	None				
10/17	at Denver	B. Facyson INT (T. Bridgewater) D. Perryman FR (S. Thomas FF) T. Moehrig INT (T. Bridgewater) J. Abram INT (T. Bridgewater)	1 3 4 4	10-7 24-10 34-17 34-24	DEN-49 DEN-43 LV-20 LV-45	Missed FG TD Punt EOG
10/24	Philadelphia	J. Abram FR (Q. Jefferson FF) C. Littleton FR (J. Hurts fumble)	2 3	14-7 30-7	PHI-29 LV-6	FG Punt
11/07	at N.Y. Giants	D. Philon FR (Y. Ngakoue FF)	1	7-7	NYG-32	FG
11/14	Kansas City	None				
11/21	Cincinnati	D. Leavitt FR (Y. Ngakoue FF)	1	0-0	CIN-39	FG
11/25	at Dallas	None				
12/05	Washington	N. Hobbs INT (T. Heinicke)	4	12-14	LV-30	FG
12/12	at Kansas City	None				
12/20	at Cleveland	None				
12/26	Denver	None				
01/02	at Indianapolis	None				
01/09	L.A. Chargers	--	--	--	--	--

2021 REGULAR SEASON - OFFENSIVE GIVEAWAYS

DATE	OPPONENT	TAKEAWAY	QTR.	SCORE	YD-LINE	RESULT
09/13	Baltimore	D. Carr INT (A. Averett: touchback)	5	27-27	BLT-(-3)	Fumble
09/19	at Pittsburgh	None				
09/26	Miami	D. Carr INT (E. Roberts)	1	0-7	MIA-15	TD
10/04	at L.A. Chargers	D. Carr INT (D. James Jr.)	4	14-28	LAC-29	Punt
10/10	Chicago	D. Carr INT (D. Houston-Carson)	3	3-14	CHI-45	Punt
10/17	at Denver	None				
10/24	Philadelphia	D. Carr INT (A. Maddox)	1	0-7	PHI-5	Punt
11/07	at N.Y. Giants	D. Carr INT (X. McKinney) D. Carr INT (X. McKinney) D. Carr fumble (Q. Roche FF; L. Williams FR)	3 4 4	13-16 16-20 16-23	LV-41 50 NYG-23	TD FG EOG
11/14	Kansas City	D. Jackson fumble (R. Fenton FF; T. Mathieu FR) D. Carr INT (D. Sorensen)	3 3	14-24 14-27	KC-13 KC-44	FG TD
11/21	Cincinnati	D. Carr INT (E. Apple) D. Carr fumble (T. Hendrickson FF; S. Hubbard FR)	4 4	13-22 13-29	LV-42 CIN-26	TD FG
11/25	at Dallas	None				
12/05	Washington	None				
12/12	at Kansas City	J. Jacobs fumble (J. Reed FF; M. Hughes FR) D. Carr INT (T. Mathieu) H. Renfrow fumble (M. Hughes FF; T. Mathieu FR) D. Carr fumble (A. Okafor FF; A. Watts FR) Z. Jones fumble (M. Hughes FF; J. Thornhill FR)	1 2 2 4 4	0-7 0-21 0-28 9-41 9-48	LV-23 LV-45 KC-38 KC-49 KC-11	TD TD TD TD EOG
12/20	at Cleveland	D. Carr fumble (J. Owusu-Koramoah FF; P. Gustin FR) D. Carr INT (G. Williams)	3 4	10-0 13-14	LV-47 CLV-16	TD Punt
12/26	Denver	J. Jacobs fumble (M. Purcell FR) D. Carr INT (B. Chubb) D. Carr fumble (S. Harris FF; D. Jones FR)	2 2 3	7-3 7-6 14-13	LV-41 LV-22 DEN-42	FG TD Missed FG
01/02	at Indianapolis	D. Carr INT (I. Rodgers) D. Carr INT (D. Leonard)	1 3	7-0 13-17	IND-14 IND-42	Punt Punt
01/09	L.A. Chargers	--	--	--	--	--

2021 REGULAR SEASON - SPECIAL TEAMS/MISC TAKEAWAYS

DATE	OPPONENT	TAKEAWAY	QTR.	SCORE	YD-LINE	RESULT
11/14	Kansas City	F. Moreau FR (A. Cole FF)	1	0-7	KC-9	TD

2021 REGULAR SEASON - TURNOVERS

Offense:	24 Giveaways 82 Points (10 TD, 4 FG)	Ratio
Defense:	12 Takeaways 35 Points (3 TD, 5 FG)	-11 (13 takes, 24 gives)
Special Teams:	0 Giveaways 0 Points (0 TD, 0 FG) 1 Takeaway 7 Points (1 TD, 0 FG)	Points Off Turnovers Ratio -40 (42 scored, 82 allowed)

TURNOVER BREAKDOWN CHART - TEAM AND OPPONENT

		FORCED TURNOVERS			TURNOVERS CONVERTED					OUTCOME	
DATE	OPPONENT	FUM	INTS	TOTAL	TD	FG	PTS.	PTS. PCT.	TD PCT.	NET DIFF.	RESULT
09/13	Las Vegas	2	0	2	2	0	13	100.0	100.0	+1	33-27
	Baltimore	0	1	1	0	0	0	0.0	0.0	-1	Las Vegas
09/19	Las Vegas	0	1	1	0	1	3	100.0	0.0	+1	26-17
	at Pittsburgh	0	0	0	0	0	0	0.0	0.0	-1	Las Vegas
09/26	Las Vegas	0	0	0	0	0	0	0.0	0.0	-1	31-28
	Miami	0	1	1	1	0	7	100.0	100.0	+1	Las Vegas
10/04	Las Vegas	0	0	0	0	0	0	0.0	0.0	-1	28-14
	at L.A. Chargers	0	1	1	0	0	0	0.0	0.0	+1	L.A. Chargers
10/10	Las Vegas	0	0	0	0	0	0	0.0	0.0	-1	20-9
	Chicago	0	1	1	0	0	0	0.0	0.0	+1	Chicago
10/17	Las Vegas	1	3	4	1	0	7	25.0	100.0	+4	34-24
	at Denver	0	0	0	0	0	0	0.0	0.0	-4	Las Vegas
10/24	Las Vegas	2	0	2	0	1	3	50.0	0.0	+1	33-22
	Philadelphia	0	1	1	0	0	0	0.0	0.0	-1	Las Vegas
11/07	Las Vegas	1	0	1	0	1	3	100.0	0.0	-2	23-16
	at N.Y. Giants	1	2	3	1	1	10	66.7	50.0	+2	N.Y. Giants
11/14	Las Vegas	1	0	1	1	0	7	100.0	100.0	-1	41-14
	Kansas City	1	1	2	1	1	10	100.0	50.0	+1	Kansas City
11/21	Las Vegas	1	0	1	0	1	3	100.0	0.0	-1	32-13
	Cincinnati	1	1	2	1	1	10	100.0	50.0	+1	Cincinnati
11/25	Las Vegas	0	0	0	0	0	0	0.0	0.0	0	36-33
	at Dallas	0	0	0	0	0	0	0.0	0.0	0	Las Vegas
12/05	Las Vegas	0	1	1	0	1	3	100.0	0.0	+1	17-15
	Washington	0	0	0	0	0	0	0.0	0.0	-1	Washington
12/12	Las Vegas	0	0	0	0	0	0	0.0	0.0	-5	48-9
	at Kansas City	4	1	5	4	0	28	80.0	100.0	+5	Kansas City
12/20	Las Vegas	0	0	0	0	0	0	0.0	0.0	-2	16-14
	at Cleveland	1	1	2	1	0	7	50.0	100.0	+2	Las Vegas
12/26	Las Vegas	0	0	0	0	0	0	0.0	0.0	-3	17-13
	Denver	2	1	3	1	1	10	66.7	50.0	+3	Las Vegas
01/02	Las Vegas	0	0	0	0	0	0	0.0	0.0	-2	23-20
	at Indianapolis	0	2	2	0	0	0	0.0	0.0	+2	Las Vegas
01/09	L.A. Chargers	--	--	--	--	--	--	--	--	--	--
	RAIDERS	8	5	13	4	5	42	69.2	44.4	-11	9-7
	OPPONENTS	10	14	24	10	4	82	58.3	71.4	+11	7-9

RAIDERS 2021 REGULAR SEASON INSIDE 20 EFFICIENCY

RAIDERS																		
Date	Opponent	Pos	TD	PAT	2-Pt.	Miss PAT	FG	FGA	Blk/MFG	INT	Fum	Dwns	Drive Ends			TD%	Score Pct.	Pts/Poss
09/13	Baltimore	6	3	3	0	0	1	1	0	1	0	1	0	0	24	50.0	66.7	4.0
09/19	at Pittsburgh	3	1	1	0	0	2	2	0	0	0	0	0	0	13	33.3	100.0	4.3
09/26	Miami	4	3	2	0	1	1	1	0	0	0	0	0	0	23	75.0	100.0	5.8
10/04	at L.A. Chargers	2	2	2	0	0	0	0	0	0	0	0	0	0	14	100.0	100.0	7.0
10/10	Chicago	2	1	0	0	0	1	1	0	0	0	0	0	0	9	50.0	100.0	4.5
10/17	at Denver	3	2	2	0	0	1	1	0	0	0	0	0	0	17	66.7	100.0	5.7
10/24	Philadelphia	6	4	3	0	1	1	1	0	1	0	0	0	0	30	66.7	83.3	5.0
11/07	at N.Y. Giants	6	1	1	0	0	3	4	1	0	1	0	0	0	16	16.7	66.7	2.7
11/14	Kansas City	2	1	1	0	0	0	0	0	0	0	1	0	0	7	50.0	50.0	3.5
11/21	Cincinnati	3	1	1	0	0	1	1	0	0	1	0	0	0	10	33.3	66.7	3.3
11/25	at Dallas	5	2	2	0	0	3	3	0	0	0	0	0	0	23	40.0	100.0	4.6
12/05	Washington	2	1	0	0	0	1	1	0	0	0	0	0	0	9	50.0	100.0	4.5
12/12	at Kansas City	2	1	0	0	1	1	1	0	0	0	0	0	0	9	50.0	100.0	4.5
12/20	at Cleveland	2	1	1	0	0	1	1	0	0	0	0	0	0	10	50.0	100.0	5.0
12/26	Denver	3	2	2	0	0	1	1	0	0	0	0	0	0	17	66.7	100.0	5.7
01/02	at Indianapolis	4	2	2	0	0	2	2	0	0	0	0	0	0	20	50.0	100.0	5.0
01/09	L.A. Chargers	--	--	--	--	--	--	--	--	--	--	--	--	--	--	--	--	--
TOTALS		55	28	23	0	3	20	21	1	2	2	2	0	0	251	50.9	87.3	4.6

OPPONENT 2021 REGULAR SEASON INSIDE 20 EFFICIENCY

OPPONENT																		
Date	Opponent	Pos	TD	PAT	2-Pt.	Miss PAT	FG	FGA	Blk/MFG	INT	Fum	Dwns	Drive Ends			TD%	Score Pct.	Pts/Poss
09/13	Baltimore	2	2	2	0	0	0	0	0	0	0	0	0	0	14	100.0	100.0	7.0
09/19	at Pittsburgh	1	1	1	0	0	0	0	0	0	0	0	0	0	7	100.0	100.0	7.0
09/26	Miami	1	1	0	1	0	0	0	0	0	0	0	0	0	8	100.0	100.0	8.0
10/04	at L.A. Chargers	5	4	4	0	0	0	0	0	0	0	0	0	1	28	80.0	80.0	5.6
10/10	Chicago	2	2	2	0	0	0	0	0	0	0	0	0	0	14	100.0	100.0	7.0
10/17	at Denver	3	2	2	0	0	1	1	0	0	0	0	0	0	17	66.7	100.0	5.7
10/24	Philadelphia	4	3	2	1	0	0	0	0	0	1	0	0	0	22	75.0	75.0	5.5
11/07	at N.Y. Giants	2	0	0	0	0	2	2	0	0	0	0	0	0	6	0.0	100.0	3.0
11/14	Kansas City	4	3	3	0	0	1	1	0	0	0	0	0	0	24	75.0	100.0	6.0
11/21	Cincinnati	2	2	1	0	1	0	0	0	0	0	0	0	0	13	100.0	100.0	6.5
11/25	at Dallas	3	2	1	0	1	1	1	0	0	0	0	0	0	16	66.7	100.0	5.3
12/05	Washington	2	2	2	0	0	0	0	0	0	0	0	0	0	14	100.0	100.0	7.0
12/12	at Kansas City	4	3	3	0	0	1	1	0	0	0	0	0	0	24	75.0	100.0	6.0
12/20	at Cleveland	2	2	2	0	0	0	0	0	0	0	0	0	0	14	100.0	100.0	7.0
12/26	Denver	1	1	1	0	0	0	0	0	0	0	0	0	0	7	100.0	100.0	7.0
01/02	at Indianapolis	1	1	1	0	0	0	0	0	0	0	0	0	0	7	100.0	100.0	7.0
01/09	L.A. Chargers	--	--	--	--	--	--	--	--	--	--	--	--	--	--	--	--	--
TOTALS		39	31	27	2	2	6	6	0	0	1	0	0	1	235	79.5	94.9	6.0

RAIDERS

<u>Date/Opp.</u>	<u>Quarter</u>	<u>Score</u>	<u>Kicker</u>	<u>Recovered by</u>	<u>Yard line recovered at</u>
9/13 vs. Bal.	----	----	----	----	----
9/19 at Pit.	----	----	----	----	----
9/26 vs. Mia.	----	----	----	----	----
10/4 at LAC	----	----	----	----	----
10/10 vs. Chi.	----	----	----	----	----
10/17 at Den.	----	----	----	----	----
10/24 vs. Phi.	----	----	----	----	----
11/7 at NYG	----	----	----	----	----
11/14 vs. KC	----	----	----	----	----
11/21 vs. Cin.	----	----	----	----	----
11/25 at Dal.	----	----	----	----	----
12/5 vs. Was.	----	----	----	----	----
12/12 at KC	----	----	----	----	----
12/20 at Cle.	----	----	----	----	----
12/26 vs. Den.	----	----	----	----	----
1/2 at Ind.	----	----	----	----	----
1/9 vs LAC	----	----	----	----	----

OPPONENTS

<u>Date/Opp.</u>	<u>Quarter</u>	<u>Score</u>	<u>Kicker</u>	<u>Recovered by</u>	<u>Yard line recovered at</u>
9/13 vs. Bal.	----	----	----	----	----
9/19 at Pit.	----	----	----	----	----
9/26 vs. Mia.	----	----	----	----	----
10/4 at LAC	----	----	----	----	----
10/10 vs. Chi.	----	----	----	----	----
10/17 at Den.	4	34-24, LV	B. McManus	E. Saubert	DEN 44
10/24 vs. Phi.	3	17-7, LV	J. Elliott	A. Ingold	PHI 44
	4	33-22, LV	J. Elliott	F. Moreau	PHI 44
11/7 at NYG	----	----	----	----	----
11/14 vs. KC	----	----	----	----	----
11/21 vs. Cin.	----	----	----	----	----
11/25 at Dal.	----	----	----	----	----
12/5 vs. Was.	----	----	----	----	----
12/12 at KC	----	----	----	----	----
12/20 at Cle.	----	----	----	----	----
12/26 vs. Den.	----	----	----	----	----
1/2 at Ind.	----	----	----	----	----
1/9 vs. LAC	----	----	----	----	----

RAIDERS

DATE	OPPONENT	QUARTER	SCORE	TYPE	BLOCKED BY	RECOVERED BY
09/13	Baltimore	--	--	--	--	--
09/19	at Pittsburgh	--	--	--	--	--
09/26	Miami	--	--	--	--	--
10/04	at L.A. Chargers	--	--	--	--	--
10/10	Chicago	--	--	--	--	--
10/17	at Denver	--	--	--	--	--
10/24	Philadelphia	--	--	--	--	--
11/07	at N.Y. Giants	--	--	--	--	--
11/14	Kansas City	--	--	--	--	--
11/21	Cincinnati	--	--	--	--	--
11/25	at Dallas	--	--	--	--	--
12/05	Washington	--	--	--	--	--
12/12	at Kansas City	--	--	--	--	--
12/20	at Cleveland	--	--	--	--	--
12/26	Denver	--	--	--	--	--
01/02	at Indianapolis	--	--	--	--	--
01/09	L.A. Chargers	--	--	--	--	--

OPPONENTS

DATE	OPPONENT	QUARTER	SCORE	TYPE	BLOCKED BY	RECOVERED BY
09/13	Baltimore	--	--	--	--	--
09/19	at Pittsburgh	--	--	--	--	--
09/26	Miami	--	--	--	--	--
10/04	at L.A. Chargers	--	--	--	--	--
10/10	Chicago	--	--	--	--	--
10/17	at Denver	--	--	--	--	--
10/24	Philadelphia	--	--	--	--	--
11/07	at N.Y. Giants	--	--	--	--	--
11/14	Kansas City	--	--	--	--	--
11/21	Cincinnati	--	--	--	--	--
11/25	at Dallas	--	--	--	--	--
12/05	Washington	--	--	--	--	--
12/12	at Kansas City	--	--	--	--	--
12/20	at Cleveland	--	--	--	--	--
12/26	Denver	--	--	--	--	--
01/02	at Indianapolis	--	--	--	--	--
01/09	L.A. Chargers	--	--	--	--	--

TWO-POINT CONVERSIONS

RAIDERS

DATE	OPPONENT	QUARTER	SCORE BEFORE TRY	RESULT	PLAY
09/13	Baltimore	--	--	--	--
09/19	at Pittsburgh	--	--	--	--
09/26	Miami	--	--	--	--
10/04	at L.A. Chargers	--	--	--	--
10/10	Chicago	4	14-9, CHI	Failed	Derek Carr
		TWO-POINT CONVERSION ATTEMPT. D.Carr is sacked. ATTEMPT FAILS.			
10/17	at Denver	--	--	--	--
10/24	Philadelphia	--	--	--	--
11/07	at N.Y. Giants	--	--	--	--
11/14	Kansas City	--	--	--	--
11/21	Cincinnati	--	--	--	--
11/25	at Dallas	--	--	--	--
12/05	Washington	4	14-12, WAS	Failed	Derek Carr pass to Bryan Edwards
		TWO-POINT CONVERSION ATTEMPT. D.Carr pass to B.Edwards is incomplete. ATTEMPT FAILS.			
12/12	at Kansas City	--	--	--	--
12/20	at Cleveland	--	--	--	--
12/26	Denver	--	--	--	--
01/02	at Indianapolis	--	--	--	--
01/09	L.A. Chargers	--	--	--	--

OPPONENTS

DATE	OPPONENT	QUARTER	SCORE BEFORE TRY	RESULT	PLAY
09/13	Baltimore	--	--	--	--
09/19	at Pittsburgh	--	--	--	--
09/26	Miami	4	25-25, LV	Converted	Jacoby Brissett pass to William Fuller V
		TWO-POINT CONVERSION ATTEMPT. J.Brissett pass to W.Fuller is complete. ATTEMPT SUCCEEDS.			
10/04	at L.A. Chargers	--	--	--	--
10/10	Chicago	--	--	--	--
10/17	at Denver	--	--	--	--
10/24	Philadelphia	4	33-22, LV	Converted	Jalen Hurts pass to Dallas Goedert
		TWO-POINT CONVERSION ATTEMPT. J.Hurts pass to D.Goedert is complete. ATTEMPT SUCCEEDS.			
11/07	at N.Y. Giants	--	--	--	--
11/14	Kansas City	--	--	--	--
11/21	Cincinnati	--	--	--	--
11/25	at Dallas	3	24-19, LV	Failed	Cedrick Wilson rushing
		TWO-POINT CONVERSION ATTEMPT. C.Wilson rushes right end. ATTEMPT FAILS.			
		4	30-30, LV	Converted	Dak Prescott pass to Dalton Schultz
		TWO-POINT CONVERSION ATTEMPT. D.Prescott pass to D.Schultz is complete. ATTEMPT SUCCEEDS.			
12/05	Washington	--	--	--	--
12/12	at Kansas City	--	--	--	--
12/20	at Cleveland	--	--	--	--
12/26	Denver	--	--	--	--
01/02	at Indianapolis	--	--	--	--
01/09	L.A. Chargers	--	--	--	--

RAIDERS

DATE	OPPONENT	FIRST QUARTER	SECOND QUARTER	FIRST HALF	THIRD QUARTER	FOURTH QUARTER	SECOND HALF	OVERTIME	TOTAL
09/13	Baltimore	0	10	10	0	17	17	6	33
09/19	at Pittsburgh	3	6	9	7	10	17	--	26
09/26	Miami	2	10	12	7	6	13	6	31
10/04	at L.A. Chargers	0	0	0	14	0	14	--	14
10/10	Chicago	3	0	3	0	6	6	--	9
10/17	at Denver	10	7	17	14	3	17	--	34
10/24	Philadelphia	0	17	17	13	3	16	--	33
11/07	at N.Y. Giants	7	6	13	3	0	3	--	16
11/14	Kansas City	0	7	7	7	0	7	--	14
11/21	Cincinnati	3	3	6	0	7	7	--	13
11/25	at Dallas	14	3	17	10	6	16	3	36
12/05	Washington	0	3	3	3	9	12	--	15
12/12	at Kansas City	0	3	3	6	0	6	--	9
12/20	at Cleveland	7	3	10	0	6	6	--	16
12/26	Denver	0	7	7	7	3	10	--	17
01/02	at Indianapolis	7	6	13	0	10	10	--	23
01/09	L.A. Chargers	--	--	--	--	--	--	--	--
TOTALS		56	91	147	91	86	177	15	339

OPPONENTS

DATE	OPPONENT	FIRST QUARTER	SECOND QUARTER	FIRST HALF	THIRD QUARTER	FOURTH QUARTER	SECOND HALF	OVERTIME	TOTAL
09/13	Baltimore	7	7	14	3	10	13	0	27
09/19	at Pittsburgh	0	7	7	0	10	10	--	17
09/26	Miami	14	0	14	0	11	11	3	28
10/04	at L.A. Chargers	7	14	21	0	7	7	--	28
10/10	Chicago	0	14	14	0	6	6	--	20
10/17	at Denver	7	0	7	3	14	17	--	24
10/24	Philadelphia	7	0	7	0	15	15	--	22
11/07	at N.Y. Giants	7	3	10	7	6	13	--	23
11/14	Kansas City	7	10	17	10	14	24	--	41
11/21	Cincinnati	3	7	10	3	19	22	--	32
11/25	at Dallas	6	7	13	6	14	20	0	33
12/05	Washington	7	0	7	0	10	10	--	17
12/12	at Kansas City	14	21	35	3	10	13	--	48
12/20	at Cleveland	0	0	0	7	7	14	--	14
12/26	Denver	0	13	13	0	0	0	--	13
01/02	at Indianapolis	0	10	10	7	3	10	--	20
01/09	L.A. Chargers	--	--	--	--	--	--	--	--
TOTALS		86	113	199	49	156	205	3	407

GOAL TO GO SITUATIONS

DATE	OPPONENT	OFFENSE	DEFENSE
09/13	Baltimore	TD - Run TD - Pass Interception	TD - Run
09/19	at Pittsburgh	Field Goal - 41 yards TD - Pass	TD - Run
09/26	Miami	TD - Pass TD - Run Field Goal - 22 yards	TD - Run
10/04	at L.A. Chargers	TD - Pass	TD - Pass
10/10	Chicago	Field Goal - 31 yards TD - Run	TD - Pass TD - Run
10/17	at Denver	TD - Run	TD - Pass
10/24	Philadelphia	TD - Run TD - Run TD - Pass	Fumble TD - Run
11/07	at N.Y. Giants	TD - Pass Field Goal - 25 yards	NONE
11/14	Kansas City	TD - Pass Lost on Downs	TD - Pass TD - Pass TD - Pass
11/21	Cincinnati	Field Goal - 26 yards	TD - Pass
11/25	at Dallas	TD - Run Field Goal - 22 yards TD - Run	TD - Run
12/05	Washington	TD - Run	TD - Pass TD - Pass
12/12	at Kansas City	TD - Pass	TD - Run TD - Pass TD - Run
12/20	at Cleveland	TD - Pass Field Goal - 24 yards	TD - Run
12/26	Denver	TD - Pass TD - Run	TD - Run
01/02	at Indianapolis	TD - Run	TD - Run
01/09	L.A. Chargers	--	--

OFFENSE DEFENSE

Goal-To-Go Situations	30	22
Scores	28	21
Touchdowns	21	21
Field Goals	7	0
Total Points	163	147
Fumbles	0	1
Interceptions	1	0
Missed Field Goals	0	0
Lost on Downs	1	0
End of Half/Game	0	0
Goal-to-Go Percentage	70.0	95.5

RAIDERS 2021 REGULAR SEASON GOAL-TO-GO

RAIDERS																		
Date	Opponent	Pos	TD	PAT	2-Pt.	Miss PAT	FG	FGA	Blk/MFG	INT	Fum	Dwns	Drive Ends			TD%	Score Pct.	Pts/Poss
09/13	Baltimore	3	2	2	0	0	0	0	0	1	0	0	0	0	14	66.7	66.7	4.7
09/19	at Pittsburgh	2	1	1	0	0	1	1	0	0	0	0	0	0	10	50.0	100.0	5.0
09/26	Miami	3	2	1	0	1	1	1	0	0	0	0	0	0	16	66.7	100.0	5.3
10/04	at L.A. Chargers	1	1	1	0	0	0	0	0	0	0	0	0	0	7	100.0	100.0	7.0
10/10	Chicago	2	1	0	0	0	1	1	0	0	0	0	0	0	9	50.0	100.0	4.5
10/17	at Denver	1	1	1	0	0	0	0	0	0	0	0	0	0	7	100.0	100.0	7.0
10/24	Philadelphia	3	3	2	0	1	0	0	0	0	0	0	0	0	20	100.0	100.0	6.7
11/07	at N.Y. Giants	2	1	1	0	0	1	1	0	0	0	0	0	0	10	50.0	100.0	5.0
11/14	Kansas City	2	1	1	0	0	0	0	0	0	0	1	0	0	7	50.0	50.0	3.5
11/21	Cincinnati	1	0	0	0	0	1	1	0	0	0	0	0	0	3	0.0	100.0	3.0
11/25	at Dallas	3	2	2	0	0	1	1	0	0	0	0	0	0	17	66.7	100.0	5.7
12/05	Washington	1	1	0	0	0	0	0	0	0	0	0	0	0	6	100.0	100.0	6.0
12/12	at Kansas City	1	1	0	0	1	0	0	0	0	0	0	0	0	6	100.0	100.0	6.0
12/20	at Cleveland	2	1	1	0	0	1	1	0	0	0	0	0	0	10	50.0	100.0	5.0
12/26	Denver	2	2	2	0	0	0	0	0	0	0	0	0	0	14	100.0	100.0	7.0
01/02	at Indianapolis	1	1	1	0	0	0	0	0	0	0	0	0	0	7	100.0	100.0	7.0
01/09	L.A. Chargers	--	--	--	--	--	--	--	--	--	--	--	--	--	--	--	--	--
TOTALS		30	21	16	0	3	7	7	0	1	0	1	0	0	163	70.0	93.3	5.4

OPPONENT 2021 REGULAR SEASON GOAL-TO-GO

OPPONENT																		
Date	Opponent	Pos	TD	PAT	2-Pt.	Miss PAT	FG	FGA	Blk/MFG	INT	Fum	Dwns	Drive Ends			TD%	Score Pct.	Pts/Poss
09/13	Baltimore	1	1	1	0	0	0	0	0	0	0	0	0	0	7	100.0	100.0	7.0
09/19	at Pittsburgh	1	1	1	0	0	0	0	0	0	0	0	0	0	7	100.0	100.0	7.0
09/26	Miami	1	1	0	1	0	0	0	0	0	0	0	0	0	8	100.0	100.0	8.0
10/04	at L.A. Chargers	1	1	1	0	0	0	0	0	0	0	0	0	0	7	100.0	100.0	7.0
10/10	Chicago	2	2	2	0	0	0	0	0	0	0	0	0	0	14	100.0	100.0	7.0
10/17	at Denver	1	1	1	0	0	0	0	0	0	0	0	0	0	7	100.0	100.0	7.0
10/24	Philadelphia	2	1	1	0	0	0	0	0	0	1	0	0	0	7	50.0	50.0	3.5
11/07	at N.Y. Giants	0	0	0	0	0	0	0	0	0	0	0	0	0	0	0.0	0.0	0.0
11/14	Kansas City	3	3	3	0	0	0	0	0	0	0	0	0	0	21	100.0	100.0	7.0
11/21	Cincinnati	1	1	0	0	1	0	0	0	0	0	0	0	0	6	100.0	100.0	6.0
11/25	at Dallas	1	1	1	0	0	0	0	0	0	0	0	0	0	7	100.0	100.0	7.0
12/05	Washington	2	2	2	0	0	0	0	0	0	0	0	0	0	14	100.0	100.0	7.0
12/12	at Kansas City	3	3	3	0	0	0	0	0	0	0	0	0	0	21	100.0	100.0	7.0
12/20	at Cleveland	1	1	1	0	0	0	0	0	0	0	0	0	0	7	100.0	100.0	7.0
12/26	Denver	1	1	1	0	0	0	0	0	0	0	0	0	0	7	100.0	100.0	7.0
01/02	at Indianapolis	1	1	1	0	0	0	0	0	0	0	0	0	0	7	100.0	100.0	7.0
01/09	L.A. Chargers	--	--	--	--	--	--	--	--	--	--	--	--	--	--	--	--	--
TOTALS		22	21	19	1	1	0	0	0	0	1	0	0	0	147	95.5	95.5	6.7

RAIDERS

<u>Date/Opp.</u>	<u>Quarter</u>	<u>Score</u>	<u>Initial Ruling</u>	<u>Final Ruling</u>
10/17 at Den.	4	34-17, LV	T. Bridgewater pass to C. Sutton to LV 36 for 18 yards (runner down by contact)	Upheld

OPPONENTS

<u>Date/Opp.</u>	<u>Quarter</u>	<u>Score</u>	<u>Initial Ruling</u>	<u>Final Ruling</u>
10/9 vs. Chi.	4	14-3, Chi.	N. Peterman up the middle to CHI 31 for 1 yard and first down	Upheld
10/17 at Den.	3	24-7, LV	T. Bridgewater pass incomplete to N. Fant	Upheld
10/17 at Den.	3	24-10, LV	D. Carr pass complete to H. Ruggs to DEN 4 for 40 yards	Upheld
11/21 vs. Cin.	4	16-13, Cin.	J. Burrow scrambles left end ran ob at LV 15 for 4 yards (PENALTY on LV, Defensive Too Many Men on Field)	Reversed
12/5 vs. Was.	1	7-0, Was.	D. Carr pass complete to B. Edwards to LV 36 for 18 yards	Reversed
12/12 at KC	4	41-9, KC	D. Carr sacked at LV 49 (runner down by contact) FUMBLES (A. Okafor), RECOVERED by KC-A. Watts at KC 49	Reversed

REPLAY OFFICIAL

<u>Date/Opp.</u>	<u>Quarter</u>	<u>Score</u>	<u>Initial Ruling</u>	<u>Final Ruling</u>
9/13 vs. Bal.	OT	27-27	D. Carr pass to B. Edwards for 33 yard TD	Reversed
10/17 at Den.	4	31-10, LV	T. Bridgewater pass for K. Hinton INTERCEPTED by N. Hobbs at LV 13	Reversed
10/24 vs. Chi.	2	14-7, LV	K. Gainwell FUMBLES (Q. Jefferson), RECOVERED by J. Abram at PHI 29	Upheld
11/25 at Dal.	2	17-6, LV	D. Prescott to T. Pollard for 14 yards, TOUCHDOWN (runner broke the plane)	Reversed
12/5 vs. Was.	2	7-0, Was.	K. Drake FUMBLES (D. Wise), RECOVERED by WAS-K. Curl at WAS 46	Reversed
12/26 vs. Den.	3	13-7, Den.	J. Jacobs FUMBLES (D. Jones), RECOVERED by DEN-R. Darby at DEN 14 (Reviewed the runner was not down by contact ruling)	Reversed
1/2 at Ind.	4	20-20	D. Carr to H. Renfrow for 48 yards, TOUCHDOWN (Reviewed the runner was not down by contact ruling)	Reversed

RAIDERS 2021 REGULAR SEASON RECORD WHEN...

2021 SEASON		2021 SEASON	
CATEGORY	W-L	CATEGORY	W-L
RAIDERS AT ALLEGIANT STADIUM	4-4	IN SEPTEMBER	3-0
RAIDERS ON THE ROAD	5-3	IN OCTOBER	2-2
RAIDERS ON GRASS	7-5	IN NOVEMBER	1-3
RAIDERS ON ARTIFICIAL TURF	2-2	IN DECEMBER	2-2
RAIDERS IN DOMES	2-0	IN JANUARY	1-0
RAIDERS IN RETRACTABLE ROOF STADIUMS	1-0		
RAIDERS OUTDOORS	0-0	ON SUNDAY NIGHT	0-0
RAIDERS INDOORS	2-0	ON THURSDAY NIGHT	0-0
ALLEGIANT STADIUM ROOF OPEN	0-0	ON MONDAY NIGHT	0-0
ALLEGIANT STADIUM ROOF CLOSED	1-0	ON SATURDAY	0-0
RAIDERS SCORE FIRST	7-3	DAY GAMES	9-7
OPPONENT SCORES FIRST	2-4	KICKOFF AT 12:00 PST	0-0
RAIDERS SCORE ON FIRST POSSESSION	4-2	KICKOFF AT 3:00/3:05/3:15/3:35 PST	0-0
RAIDERS SCORE 20 OR MORE POINTS	7-0	NIGHT GAMES	0-0
RAIDERS SCORE 19 OR LESS POINTS	2-7		
RAIDERS ALLOW 20 OR MORE	6-6	VS. AFC WEST OVERALL	2-3
RAIDERS ALLOW 19 OR LESS POINTS	3-1	VS. AFC WEST AT HOME	1-1
		VS. AFC WEST ON THE ROAD	1-2
RAIDERS LEAD AFTER 1ST QUARTER	5-1	VS. AFC	7-4
RAIDERS TRAIL AFTER 1ST QUARTER	3-4	VS. AFC EAST	1-0
SCORE TIED AFTER 1ST QUARTER	1-2	VS. AFC SOUTH	1-0
RAIDERS LEAD AT HALFTIME	6-1	VS. AFC NORTH	3-1
RAIDERS TRAIL AT HALFTIME	3-6		
SCORE TIED AT HALFTIME	0-0		
RAIDERS LEAD AFTER 3RD QUARTER	7-0	VS. NFC	2-3
RAIDERS TRAIL AFTER 3RD QUARTER	2-7	VS. NFC EAST	2-2
SCORE TIED AFTER 3RD QUARTER	0-0	VS. NFC SOUTH	0-0
GAME GOES TO OVERTIME	3-0	VS. NFC NORTH	0-1
		VS. NFC WEST	0-0
RAIDERS HAVE + TURNOVER RATIO	4-1		
RAIDERS HAVE - TURNOVER RATIO	4-6		
TURNOVER RATIO EVEN	1-0		
RAIDERS HAVE 30:00+TOP	8-0		
RAIDERS HAVE LESS THAN 30:00 TOP	1-7		
RAIDERS HAVE 100-YARD RUSHER	2-0		
RAIDERS HAVE 300 NET PASSING YARDS	6-0		
RAIDERS HAVE 1 100-YARD RECEIVER	3-3		
RAIDERS HAVE 2 100-YARD RECEIVERS	1-0		
RAIDERS WIN COIN TOSS	4-6		
RAIDERS LOSE COIN TOSS	5-1		

BY RAIDERS

BY OPPONENT

PASSING

Derek Carr @ Dallas, 11/25/21	100-POINT PASSER RATING	Patrick Mahomes @ Kansas City, 12/12/21
513 yards, Derek Carr @ Tampa Bay, 10/30/16	500 YARDS PASSING	504 yards, Elvis Grbac vs. Kansas City, 11/05/00
45 att., Derek Carr @ Kansas City, 12/12/21	40+ PASS ATTEMPTS	47 att., Dak Prescott @ Dallas, 11/25/21
56 att., Derek Carr vs. Baltimore, 09/13/21	50+ PASS ATTEMPTS	50 att., Patrick Mahomes vs. Kansas City, 11/14/21
435 yards, Derek Carr vs. Baltimore, 09/13/21	400 YARDS PASSING	406 yards, Patrick Mahomes vs. Kansas City, 11/14/21
373 yards, Derek Carr @ Dallas, 11/25/21	300 YARDS PASSING	375 yards, Dak Prescott @ Dallas, 11/25/21
6 tds, Daryle Lamonica vs. Buffalo, 10/19/69	SIX TOUCHDOWN PASSES	6 tds, Dan Fouts vs. San Diego, 11/22/81
* Never Has Happened *	SEVEN TOUCHDOWN PASSES	7 tds, Nick Foles: (2, 17, 63, 15, 25, 46, 5) vs. Philadelphia, 11/03/13
5 tds, Kerry Collins: (18, 32, 18, 45, 3) vs. Tennessee, 12/19/04	FIVE TOUCHDOWN PASSES	5 tds, Patrick Mahomes: (8, 1, 1, 38, 22) vs. Kansas City, 11/14/21
4 tds, Derek Carr: (8, 7, 19, 7) vs. Cleveland, 09/30/18	FOUR TOUCHDOWN PASSES	5 tds, Patrick Mahomes: (8, 1, 1, 38, 22) vs. Kansas City, 11/14/21
3 tds, Derek Carr: (9, 38, 46) @ N.Y. Jets, 12/06/20	THREE TOUCHDOWN PASSES	5 tds, Patrick Mahomes: (8, 1, 1, 38, 22) vs. Kansas City, 11/14/21
25 comp, Derek Carr @ Cleveland, 12/20/21	25+ Completions	32 comp, Dak Prescott @ Dallas, 11/25/21
33 comp, Derek Carr @ Kansas City, 12/12/21	30+ Completions	32 comp, Dak Prescott @ Dallas, 11/25/21
33 comp, Derek Carr @ Kansas City, 12/12/21	30-39 PASSING COMPLETIONS	32 comp, Dak Prescott @ Dallas, 11/25/21
40 comp, Derek Carr @ Tampa Bay, 10/30/16	40+ PASSING COMPLETIONS	40 comp, Billy Volek vs. Tennessee, 12/19/04
56 yards, Derek Carr: (11:55) (Shotgun) 4-D.Carr pass deep left to 1-D.Jackson for 56 yards, TOUCHDOWN. @ Dallas, 11/25/21	PASS PLAY OF 50-OR-MORE YARDS	51 yards, Dak Prescott: (3:22) (Shotgun) 4-D.Prescott pass deep left to 1-C.Wilson to LV 33 for 51 yards (24-J.Abram). @ Dallas, 11/25/21
85 yards, Derek Carr: (3:56) (Shotgun) 4-D.Carr pass deep right to 15-N.Agholor for 85 yards, TOUCHDOWN. vs. Miami, 12/26/20	PASS PLAY OF 80-OR-MORE YARDS	92 yards, Drew Lock: (6:43) (Shotgun) 3-D.Lock pass deep middle to 10-J.Jeudy for 92 yards, TOUCHDOWN. @ Denver, 01/03/21
7 ints, Ken Stabler vs. Denver, 10/16/77	SEVEN+ INTERCEPTIONS THROWN	* Never Has Happened *
6 ints, Donald Hollas vs. Miami, 12/06/98	SIX INTERCEPTIONS THROWN	* Never Has Happened *
5 ints, Jim Plunkett vs. Kansas City, 10/05/80	FIVE INTERCEPTIONS THROWN	5 ints, Steve Pelluer @ Dallas, 11/09/86
4 ints, Matthew McGloin vs. Kansas City, 12/15/13	FOUR INTERCEPTIONS THROWN	4 ints, Drew Lock vs. Denver, 11/15/20
3 ints, Derek Carr vs. L.A. Rams, 09/10/18	THREE INTERCEPTIONS THROWN	3 ints, Teddy Bridgewater @ Denver, 10/17/21
2 ints, Derek Carr @ Indianapolis, 01/02/22	TWO INTERCEPTIONS THROWN	3 ints, Teddy Bridgewater @ Denver, 10/17/21

RUSHING

227 yards, Napoleon Kaufman vs. Denver, 10/19/97	200 YARDS RUSHING	203 yards, Adrian Peterson vs. Minnesota, 11/15/15
150 yards, Rashad Jennings @ Houston, 11/17/13	150-199 YARDS RUSHING	150 yards, Jonathan Taylor vs. Indianapolis, 12/13/20
129 yards, Josh Jacobs vs. Denver, 12/26/21	100 YARDS RUSHING	108 yards, Jonathan Taylor @ Indianapolis, 01/02/22
129 yards, Josh Jacobs vs. Denver, 12/26/21	100-149 YARDS RUSHING	108 yards, Jonathan Taylor @ Indianapolis, 01/02/22
* Never Has Happened *	FOUR TOUCHDOWNS RUSHING	4 tds, Doug Martin: (45, 67, 70, 1) vs. Tampa Bay, 11/04/12
3 tds, Josh Jacobs: (1, 7, 6) @ Carolina, 09/13/20	THREE TOUCHDOWNS RUSHING	3 tds, C.J. Anderson: (11, 1, 25) @ Denver, 12/28/14
2 tds, Josh Jacobs: (2, 15) vs. Baltimore, 09/13/21	TWO TOUCHDOWNS RUSHING	2 tds, Clyde Edwards-Helaire: (5, 6) @ Kansas City, 12/12/21
Josh Jacobs: (11, 5)/Devontae Booker: (7, 23) vs. Denver, 11/15/20	TWO PLAYERS WITH TWO TD RUSHING	* Never Has Happened *
150 yards, Rashad Jennings @ Houston, 11/17/13	150 YARDS RUSHING	150 yards, Jonathan Taylor vs. Indianapolis, 12/13/20
31 att., Josh Jacobs @ Cleveland, 11/01/20	30+ RUSHING ATTEMPTS	30 att., Joe Mixon vs. Cincinnati, 11/21/21
63 yards, Josh Jacobs @ Indianapolis, 01/02/22	50-74 YARD RUSHING	66 yards, Derrick Gore @ Kansas City, 12/12/21
129 yards, Josh Jacobs vs. Denver, 12/26/21	75+ YARD RUSHING	108 yards, Jonathan Taylor @ Indianapolis, 01/02/22
31 att., Josh Jacobs @ Cleveland, 11/01/20	30-39 RUSHING ATTEMPTS	30 att., Joe Mixon vs. Cincinnati, 11/21/21
40 att., Las Vegas 17, Denver 13 vs. Denver, 12/26/21	40-49 RUSHING ATTEMPTS (TEAM)	41 att., Cincinnati 30, Las Vegas 16 @ Cincinnati, 12/16/18
52 att., Las Vegas 28, L.A. Chargers 13 @ San Diego, 12/05/10	50+ RUSHING ATTEMPTS (TEAM)	54 att., N.Y. Jets 38, Las Vegas 0 vs. N.Y. Jets, 10/25/09
328 yards, Las Vegas 59, Denver 14 @ Denver, 10/24/10	300 YARDS RUSHING (TEAM)	316 yards, N.Y. Jets 38, Las Vegas 0 vs. N.Y. Jets, 10/25/09
203 yards, Las Vegas 37, Denver 12 vs. Denver, 11/15/20	200 YARDS RUSHING (TEAM)	212 yards, Indianapolis 44, Las Vegas 27 vs. Indianapolis, 12/13/20
203 yards, Las Vegas 37, Denver 12 vs. Denver, 11/15/20	200-299 YARDS RUSHING (TEAM)	212 yards, Indianapolis 44, Las Vegas 27 vs. Indianapolis, 12/13/20
203 yards, Las Vegas 37, Denver 12 vs. Denver, 11/15/20	200+ YARDS RUSHING (TEAM)	212 yards, Indianapolis 44, Las Vegas 27 vs. Indianapolis, 12/13/20
328 yards, Las Vegas 59, Denver 14 @ Denver, 10/24/10	300+ YARDS RUSHING (TEAM)	316 yards, N.Y. Jets 38, Las Vegas 0 vs. N.Y. Jets, 10/25/09

60 yards, Trevor Davis: (8:13) 11-T.Davis left end for 60 yards, TOUCHDOWN. @ Indianapolis, 09/29/19	RUN OF 50-74 YARDS	51 yards, Derrick Gore: (7:28) 40-D.Gore up the middle for 51 yards, TOUCHDOWN. @ Kansas City, 12/12/21
75 yards, Jalen Richard: (8:38) 30-J.Richard left guard for 75 yards, TOUCHDOWN. @ New Orleans, 09/11/16	RUN OF 75+ YARDS	80 yards, Adrian Peterson: (2:03) 28-A.Peterson right guard for 80 yards, TOUCHDOWN. vs. Minnesota, 11/15/15
75 yards, Jalen Richard: (8:38) 30-J.Richard left guard for 75 yards, TOUCHDOWN. @ New Orleans, 09/11/16	RUN OF 70+ YARDS	80 yards, Adrian Peterson: (2:03) 28-A.Peterson right guard for 80 yards, TOUCHDOWN. vs. Minnesota, 11/15/15
60 yards, Trevor Davis: (8:13) 11-T.Davis left end for 60 yards, TOUCHDOWN. @ Indianapolis, 09/29/19	RUN OF 60-69 YARDS	62 yards, Jonathan Taylor: (7:36) (Shotgun) 28-J.Taylor right tackle for 62 yards, TOUCHDOWN. vs. Indianapolis, 12/13/20
51 yards, Josh Jacobs: (11:58) 28-J.Jacobs right tackle to KC 30 for 51 yards (35-C.Ward). vs. Kansas City, 09/15/19	RUN OF 50-59 YARDS	51 yards, Derrick Gore: (7:28) 40-D.Gore up the middle for 51 yards, TOUCHDOWN. @ Kansas City, 12/12/21

RECEIVING

134 yards/102 yards, Hunter Renfrow/DeSean Jackson @ Dallas, 11/25/21	TWO 100-YARD RECEIVERS	106 yards/104 yards, Michael Gallup/Cedrick Wilson @ Dallas, 11/25/21
200 yards, Darren Waller @ N.Y. Jets, 12/06/20	200 YARDS RECEIVING	284 yards, Antonio Brown @ Pittsburgh, 11/08/15
120 yards, Zay Jones @ Indianapolis, 01/02/22	100 YARDS RECEIVING	106 yards/104 yards, Michael Gallup/Cedrick Wilson @ Dallas, 11/25/21
4 tds, Art Powell vs. Houston, 12/22/63	FOUR TOUCHDOWN RECEPTIONS	4 tds, Jamaal Charles: (49, 39, 16, 71) vs. Kansas City, 12/15/13
* Never Has Happened *	FIVE TOUCHDOWN RECEPTIONS	5 tds, Kellen Winslow vs. San Diego, 11/22/81
3 tds, Michael Crabtree: (2, 26, 1) vs. N.Y. Jets, 09/17/17	THREE TOUCHDOWN RECEPTIONS	4 tds, Jamaal Charles: (49, 39, 16, 71) vs. Kansas City, 12/15/13
2 tds, Darren Waller: (9, 38) @ N.Y. Jets, 12/06/20	TWO TOUCHDOWN RECEPTIONS	2 tds, Tyreek Hill: (8, 1) vs. Kansas City, 11/14/21
Rickey Dudley/Jeremy Bringham vs. Carolina, 12/24/00	TWO PLAYERS WITH TWO TD RECEPTIONS	Emmanuel Sanders: (32, 15)/Julius Thomas: (10, 32) vs. Denver, 11/09/14
155 yards, Nelson Agholor vs. Miami, 12/26/20	150 YARDS RECEIVING	153 yards, A.J. Brown vs. Tennessee, 12/08/19
13 , Hunter Renfrow @ Kansas City, 12/12/21	10 OR MORE RECEPTIONS	12 /10 , Jaylen Waddle/Mike Gesicki vs. Miami, 09/26/21
120 yards, Zay Jones @ Indianapolis, 01/02/22	100-149 YARDS RECEIVING	106 yards/104 yards, Michael Gallup/Cedrick Wilson @ Dallas, 11/25/21
155 yards, Nelson Agholor vs. Miami, 12/26/20	150-199 YARDS RECEIVING	153 yards, A.J. Brown vs. Tennessee, 12/08/19
200 yards, Darren Waller @ N.Y. Jets, 12/06/20	200-299 YARDS RECEIVING	284 yards, Antonio Brown @ Pittsburgh, 11/08/15
85 yards, Nelson Agholor: (3:56) (Shotgun) 4-D.Carr pass deep right to 15-N.Agholor for 85 yards, TOUCHDOWN. vs. Miami, 12/26/20	70-YARD RECEPTION	92 yards, Jerry Jeudy: (6:43) (Shotgun) 3-D.Lock pass deep middle to 10-J.Jeudy for 92 yards, TOUCHDOWN. @ Denver, 01/03/21
61 yards, Henry Ruggs III: (9:44) (Shotgun) 4-D.Carr pass deep middle to 11-H.Ruggs for 61 yards, TOUCHDOWN. @ Pittsburgh, 09/19/21	60-YARD RECEPTION	67 yards, Tyreek Hill: (12:51) (Shotgun) 15-P.Mahomes pass deep left to 10-T.Hill for 67 yards, TOUCHDOWN. @ Kansas City, 12/30/18
56 yards, DeSean Jackson: (11:55) (Shotgun) 4-D.Carr pass deep left to 1-D.Jackson for 56 yards, TOUCHDOWN. @ Dallas, 11/25/21	50-YARD RECEPTION	51 yards, Cedrick Wilson: (3:22) (Shotgun) 4-D.Prescott pass deep left to 1-C.Wilson to LV 33 for 51 yards (24-J.Abram). @ Dallas, 11/25/21

COMBINED YARDS

111 yards/386 yards, Peyton Barber/Derek Carr vs. Miami, 09/26/21	100-YARD RUSHER AND 300-YARD PASSER	103 yards/391 yards, Derrick Henry/Ryan Tannehill vs. Tennessee, 12/08/19
134/102 yards/373 yards, Hunter Renfrow/DeSean Jackson/Derek Carr @ Dallas, 11/25/21	100-YARD RECEIVER AND 300-YARD PASSER	106/104 yards/375 yards, Michael Gallup/Cedrick Wilson/Dak Prescott @ Dallas, 11/25/21
104 yards/100 yards, Josh Jacobs/Darren Waller @ Kansas City, 12/01/19	100-YARD RUSHER AND 100-YARD RECEIVER	103 yards/153 yards, Derrick Henry/A.J. Brown vs. Tennessee, 12/08/19
130 yards/437 yards/128 yards, Marshawn Lynch/Derek Carr Amari Cooper vs. Cleveland, 09/30/18	100-YARD RUSHER, 300-YARD PASSER, 100-YARD RECEIVER	103 yards/391 yards/153 yards, Derrick Henry/Ryan Tannehill A.J. Brown vs. Tennessee, 12/08/19
130 yards/128/110 yards, Marshawn Lynch/Amari Cooper/Jared Cook vs. Cleveland, 09/30/18	100-YARD RUSHER/TWO 100-YARD RECEIVERS	117 yards/118/101 yards, Rudi Johnson/T.J. Houshmandzadeh/Chad Johnson @ Cincinnati, 12/10/06
134/102 yards/373 yards, Hunter Renfrow/DeSean Jackson/Derek Carr @ Dallas, 11/25/21	TWO 100-YARD RECEIVERS/300-YARD PASSER	106/104 yards/375 yards, Michael Gallup/Cedrick Wilson/Dak Prescott @ Dallas, 11/25/21

DEFENSE

56 yards, Erik Harris: (6:14) (Shotgun) 17-P.Rivers pass short middle intended for 86-H.Henry INTERCEPTED by 25-E.Harris [98-M.Crosby] at OAK 44. 25-E.Harris for 56 yards, TOUCHDOWN. vs. L.A. Chargers, 11/07/19	INTERCEPTED PASS RETURNED FOR A TOUCHDOWN	41 yards, Xavier McKinney: (13:38) (Shotgun) 4-D.Carr pass short left intended for 13-H.Renfrow INTERCEPTED by 29-X.McKinney at LV 41. 29-X.McKinney for 41 yards, TOUCHDOWN. @ N.Y. Giants, 11/07/21
18 yards, Keith McGill: (3:51) 18-P.Manning up the middle to DEN 23 for no gain (91-J.Tuck). FUMBLES (91-J.Tuck), RECOVERED by OAK-39-K.McGill at DEN 18. 39-K.McGill for 18 yards, TOUCHDOWN. The Replay Official challenged the backward pass ruling, and the play was Upheld. The ruling on the field stands. @ Denver, 12/28/14	FUMBLE RETURNED FOR A TOUCHDOWN	47 yards, Jayon Brown: (13:25) (No Huddle, Shotgun) 4-D.Carr pass short left to 83-D.Waller to OAK 48 for 3 yards (23-T.Smith). FUMBLES (23-T.Smith), RECOVERED by TEN-55-J.Brown at OAK 47. 55-J.Brown for 47 yards, TOUCHDOWN. vs. Tennessee, 12/08/19
Casey Hayward Jr.: (:36) (Shotgun) 14-J.Brissett pass short left to 17-J.Waddle tackled in End Zone for -1 yards, SAFETY (29-C.Hayward). vs. Miami, 09/26/21	SAFETY SCORED	D.J. Alexander: (9:05) 7-M.King punt is BLOCKED by 57-D.Alexander, Center-47-T.Gafford, ball out of bounds in End Zone, SAFETY. @ Kansas City, 01/03/16
Las Vegas 15, Kansas City 0 vs. Kansas City, 12/16/12	SHUTOUT	L.A. Rams 52, Las Vegas 0 @ St. Louis, 11/30/14

5.0 sk, Khalil Mack @ Denver, 12/13/15	FIVE+ SACK GAME	6.0 sk, Derrick Thomas @ Kansas City, 09/06/98
4.0 sk, Maxx Crosby vs. Cincinnati, 11/17/19	FOUR SACK GAME	4.0 sk, Brian Orakpo vs. Washington, 12/13/09
3.0 sk, Maxx Crosby @ Denver, 10/17/21	THREE SACK GAME	3.0 sk, Devin White vs. Tampa Bay, 10/25/20
2.0 sk, Yannick Ngakoue @ N.Y. Giants, 11/07/21	TWO SACK GAME	2.0 sk, Brandon Jones vs. Miami, 09/26/21
William Thomas/Eric Allen vs. N.Y. Jets, 12/10/00	TWO INTERCEPTIONS BY TEAMMATES	* Never Has Happened *
73 yards, Kamerion Wimbley vs. Chicago, 11/27/11	70+ YARD INTERCEPTION RETURN	85t yards, Elandon Roberts vs. Miami, 09/26/21
3 int, Rod Woodson vs. Tennessee, 09/29/02	THREE INTERCEPTION GAME	3 int, Walt Harris @ San Francisco, 10/08/06
2 ints, Jeff Heath vs. Denver, 11/15/20	TWO INTERCEPTIONS	2 ints, Xavier McKinney @ N.Y. Giants, 11/07/21
2 int, Jeff Heath vs. Denver, 11/15/20	TWO INTERCEPTION GAME	2 int, Xavier McKinney @ N.Y. Giants, 11/07/21
3 ints, Rod Woodson vs. Tennessee, 09/29/02	THREE INTERCEPTIONS	3 ints, Walt Harris @ San Francisco, 10/08/06
24 yards, Denver 16, Las Vegas 10 @ Denver, 10/01/17	LESS THAN 25 RUSHING YARDS	18 yards, Las Vegas 17, Denver 13 vs. Denver, 12/26/21
44 yards, Kansas City 48, Las Vegas 9 @ Kansas City, 12/12/21	LESS THAN 50 RUSHING YARDS	18 yards, Las Vegas 17, Denver 13 vs. Denver, 12/26/21
18 yards, Las Vegas 17, Denver 13 vs. Denver, 12/26/21	LESS THAN 100 RUSHING YARDS	85 yards, Las Vegas 23, Indianapolis 20 @ Indianapolis, 01/02/22
42 yards, Denver 23, Las Vegas 3 vs. Denver, 09/27/09	LESS THAN 50 NET PASSING YARDS	26 yards, Tennessee 13, Las Vegas 9 @ Tennessee, 10/28/07
96 yards, Washington 27, Las Vegas 10 @ Washington, 09/24/17	LESS THAN 100 NET PASSING YARDS	98 yards, N.Y. Giants 23, Las Vegas 16 @ N.Y. Giants, 11/07/21
140 yards, Las Vegas 23, Indianapolis 20 @ Indianapolis, 01/02/22	LESS THAN 150 NET PASSING YARDS	100 yards, Las Vegas 16, Cleveland 6 @ Cleveland, 11/01/20
119 yards, Las Vegas 15, Kansas City 0 vs. Kansas City, 12/16/12	LESS THAN 150 YARDS NET OFFENSE	128 yards, Washington 27, Las Vegas 10 @ Washington, 09/24/17
158 yards, Las Vegas 17, Denver 13 vs. Denver, 12/26/21	LESS THAN 200 YARDS NET OFFENSE	185 yards, Seattle 27, Las Vegas 3 vs. Seattle, 10/14/18
262 yards, Las Vegas 23, Indianapolis 20 @ Indianapolis, 01/02/22	LESS THAN 300 YARDS NET OFFENSE	290 yards, Kansas City 48, Las Vegas 9 @ Kansas City, 12/12/21
4 to, Las Vegas 32, Denver 31 @ Denver, 01/03/21	FORCED FOUR TURNOVERS	4 to, Las Vegas 34, Denver 24 @ Denver, 10/17/21
5 to, Kansas City 48, Las Vegas 9 @ Kansas City, 12/12/21	FORCED FIVE+ TURNOVERS	5 to, Las Vegas 37, Denver 12 vs. Denver, 11/15/20
2 to, Las Vegas 23, Indianapolis 20 @ Indianapolis, 01/02/22	AT LEAST ONE TURNOVER	1 to, Washington 17, Las Vegas 15 vs. Washington, 12/05/21
4 to, Las Vegas 34, Denver 24 @ Denver, 10/17/21	FORCED THREE+ TURNOVERS	3 to, Las Vegas 17, Denver 13 vs. Denver, 12/26/21
SPECIAL TEAMS		
101 yards, Jacoby Ford: 4-P.Dawson kicks 66 yards from CLV 35 to OAK -1. 12-J.Ford for 101 yards, TOUCHDOWN. The Replay Assistant challenged the runner was in bounds ruling, and the play was Upheld. vs. Cleveland, 10/16/11	KICKOFF RETURNED FOR A TOUCHDOWN	100 yards, Tony Pollard: 2-D.Carlson kicks 65 yards from LV 35 to DAL 0. 20-T.Pollard for 100 yards, TOUCHDOWN. @ Dallas, 11/25/21
99 yards, Dwayne Harris: (10:35) 3-C.Wadman punts 65 yards to OAK -1. Center-42-C.Kreiter. 17-D.Harris for 99 yards, TOUCHDOWN. The Replay Official reviewed the kick touched ruling, and the play was Upheld. The ruling on the field stands. vs. Denver, 12/24/18	PUNT RETURNED FOR A TOUCHDOWN	70 yards, Cyrus Jones: (13:01) (Punt formation) 5-J.Townsend punts 52 yards to BLT 30, Center-47-T.Sieg. 27-C.Jones for 70 yards, TOUCHDOWN. @ Baltimore, 11/25/18
* Never Has Happened *	BLOCKED FIELD GOAL RETURNED FOR A TOUCHDOWN	72 yards, Ray Mickens (Cole Ford, kicker) @ N.Y. Jets, 09/21/97
Denico Autry: (14:03) 9-J.Ryan punt is BLOCKED by 96-D.Autry, Center-49-C.Gresham, RECOVERED by OAK-12-B.Butler at SEA 0. TOUCHDOWN. @ Seattle, 11/02/14	BLOCKED PUNT RETURNED FOR A TOUCHDOWN	Antonio Allen: (4:00) 7-M.King punt is BLOCKED by 39-A.Allen, Center-59-J.Condo, RECOVERED by NYJ-39-A.Allen at OAK 0. TOUCHDOWN. @ N.Y. Jets, 12/08/13
52 yards, Daniel Carlson: (:09) 2-D.Carlson 52 yard field goal is GOOD, Center-46-C.Tinker, Holder-6-A.Cole. vs. Washington, 12/05/21	MADE FIELD GOAL OF 50 YARDS OR LONGER	55 yards, Brandon McManus: (:37) 8-B.McManus 55 yard field goal is GOOD, Center-46-J.Bobenmoyer, Holder-6-S.Martin. vs. Denver, 12/26/21
53 yards, Giorgio Tavecchio: (4:56) 2-G.Tavecchio 53 yard field goal is BLOCKED (21-E.Murray), Center-59-J.Condo, Holder-7-M.King. vs. Kansas City, 10/19/17	BLOCKED FIELD GOAL	63 yards, Brandon McManus: (:09) 8-B.McManus 63 yard field goal is BLOCKED (98-M.Crosby), Center-46-J.Bobenmoyer, Holder-6-S.Martin, RECOVERED by LV-99-A.Key at LV 43. @ Denver, 01/03/21
Marquette King: (9:05) 7-M.King punt is BLOCKED by 57-D.Alexander, Center-47-T.Gafford, ball out of bounds in End Zone, SAFETY. @ Kansas City, 01/03/16	BLOCKED PUNT	Jon Ryan: (14:03) 9-J.Ryan punt is BLOCKED by 96-D.Autry, Center-49-C.Gresham, RECOVERED by OAK-12-B.Butler at SEA 0. TOUCHDOWN. @ Seattle, 11/02/14
Las Vegas 30, Seattle 21 vs. Seattle, 12/05/99	NO PUNTS	Denver 37, Las Vegas 6 @ Denver, 09/30/12
Daniel Carlson: 2-D.Carlson extra point is No Good, Wide Left, Center-47-T.Sieg, Holder-6-A.Cole. @ Kansas City, 12/12/21	MISSED POINT AFTER TOUCHDOWN ATTEMPT	Greg Zuerlein: 2-G.Zuerlein extra point is No Good, Wide Left, Center-44-J.McQuaide, Holder-5-B.Anger. @ Dallas, 11/25/21
Harrison Butker [Arden Key blocked]: 7-H.Butker extra point is Blocked (99-A.Key), Center-41-J.Winchester, Holder-2-D.Colquitt. vs. Kansas City, 12/02/18	POINT AFTER TOUCHDOWN ATTEMPT BLOCKED	Daniel Carlson [Tanoh Kpassagnon blocked]: 8-D.Carlson extra point is Blocked (92-T.Kpassagnon), Center-47-T.Sieg, Holder-6-A.Cole. DEFENSIVE TWO-POINT ATTEMPT. 35-C.Ward recovered the blocked kick. ATTEMPT SUCCEEDS. @ Kansas City, 12/01/19
Erik Harris: 2-G.Tavecchio kicks onside 22 yards from OAK 35 to KC 43, impetus ends at OAK 49, out of bounds. Oakland challenged the runner was out of bounds ruling, and the play was REVERSED. 2-G.Tavecchio kicks onside 22 yards from OAK 35 to KC 43, impetus ends at OAK 49. RECOVERED by OAK-41-E.Harris. @ Kansas City, 12/10/17	SUCCESSFUL ONSIDE KICK	Eric Saubert: 8-B.McManus kicks onside 9 yards from DEN 35 to DEN 44. RECOVERED by DEN-82-E.Saubert. @ Denver, 10/17/21

5 fg, Daniel Carlson: (22, 46, 30, 56, 29) @ Dallas, 11/25/21	FIVE FIELD GOALS	5 fg, Younghoe Koo: (38, 39, 30, 29, 54) @ Atlanta, 11/29/20
6 fg, Sebastian Janikowski: (40, 47, 42, 19, 37, 44) vs. Chicago, 11/27/11	SIX FIELD GOALS	6 fg, Greg Davis vs. San Diego, 10/05/97
52 yards, Daniel Carlson: (:26) 2-D.Carlson 37 yard field goal is GOOD, Center-46-C.Tinker, Holder-6-A.Cole. vs. Washington, 12/05/21	50-59 YARD FIELD GOAL	55 yards, Brandon McManus: (:37) 8-B.McManus 55 yard field goal is GOOD, Center-46-J.Bobenmoyer, Holder-6-S.Martin. vs. Denver, 12/26/21
5 fg, Daniel Carlson: (22, 46, 30, 56, 29) @ Dallas, 11/25/21	FOUR FIELD GOALS	4 fg, Evan McPherson: (54, 53, 51, 47) vs. Cincinnati, 11/21/21
63 yards, Sebastian Janikowski: (:05) 11-S.Janikowski 63 yard field goal is GOOD, Center-59-J.Condo, Holder-9-S.Lechler. @ Denver, 09/12/11	60+ YARD FIELD GOAL	62 yards, Stephen Gostkowski: (:05) 3-S.Gostkowski 62 yard field goal is GOOD, Center-49-J.Cardona, Holder-6-R.Allen. vs. New England, 11/19/17
3 fg, Daniel Carlson: (47, 44, 33) @ Indianapolis, 01/02/22	THREE FIELD GOALS	4 fg, Evan McPherson: (54, 53, 51, 47) vs. Cincinnati, 11/21/21
53 yards, Johnnie Lee Higgins vs. St. Louis, 09/19/10	50-69 YARD PUNT RETURN	50 yards, Tyreek Hill vs. Kansas City, 10/16/16
80t yards, Johnnie Lee Higgins vs. Houston, 12/21/08	70-89 YARD PUNT RETURN	71 yards, Tarik Cohen vs. Chicago, 10/06/19
60 yds, AJ Cole @ Indianapolis, 01/02/22	60-69 YARD PUNT	60 yds, Bryan Anger @ Dallas, 11/25/21
99t yards, Dwayne Harris vs. Denver, 12/24/18	90+ YARD PUNT RETURN	90t yards, Eric Decker @ Denver, 09/12/11
71 yds, AJ Cole @ Denver, 10/17/21	70+ YARD PUNT	71 yds, Dustin Colquitt vs. Kansas City, 12/16/12
80 yds, Shane Lechler vs. Chicago, 11/27/11	80+ YARD PUNT	* Never Has Happened *
41 yards, Hunter Renfrow @ Indianapolis, 01/02/22	20 YARD PUNT RETURN	20 yards, Donovan Peoples-Jones @ Cleveland, 12/20/21
52 yards, Trevor Davis vs. Chicago, 10/06/19	50-69 YARD KICKOFF RETURN	60 yards, Devin Hester @ Baltimore, 10/02/16
10 punts, Marquette King @ Denver, 12/13/15	PUNTED 10+ TIMES	10 punts, Darren Bennett @ San Diego, 12/28/03
72 yards, Dwayne Harris vs. Denver, 09/09/19	70-89 YARD KICKOFF RETURN	77 yards, Alex Erickson @ Cincinnati, 12/16/18
91 yards, Bryan McCann @ Kansas City, 12/24/11	90+ YARD KICKOFF RETURN	100t yards, Tony Pollard @ Dallas, 11/25/21
TEAM/MISCELLANEOUS		
509 yards, Las Vegas 509, Dallas 437 @ Dallas, 11/25/21	500 TOTAL YARDS OF OFFENSE	516 yards, Kansas City 516, Las Vegas 299 vs. Kansas City, 11/14/21
626 yards, Las Vegas 626, Tampa Bay 270 @ Tampa Bay, 10/30/16	600 TOTAL YARDS OF OFFENSE	* Never Has Happened *
403 yards, Las Vegas 403, N.Y. Giants 247 @ N.Y. Giants, 11/07/21	400 TOTAL YARDS OF OFFENSE	437 yards, Las Vegas 509, Dallas 437 @ Dallas, 11/25/21
ST: (1:21) J.Campbell pass short right to Z.Miller for 1 yard, TOUCHDOWN. San Diego challenged the pass completion ruling, and the play was Upheld. (Timeout #1 at 01:13.)ST: (3:43) (Shotgun) M.Bush up the middle for 3 yards, TOUCHDOWN.DEF: (1:10) (Shotgun) P.Rivers sacked at OAK 36 for -3 yards (M.Huff). FUMBLES (M.Huff), RECOVERED by OAK-T.Branch at OAK 36. T.Branch for 64 yards, TOUCHDOWN. The Replay Assistant challenged the fumble ruling, and the play was Upheld.OFF: (10:37) M.Scifres punt is BLOCKED by B.Myers, Center-E.Albright, RECOVERED by OAK-H.Eugene at SD 5. H.Eugene for 5 yards, TOUCHDOWN. vs. San Diego, 10/10/10	TOUCHDOWN ON OFFENSE, DEFENSE AND SPECIAL TEAMS	ST: (11:20) (Shotgun) L.Jackson pass short right to M.Crabtree for 8 yards, TOUCHDOWN.ST: (8:16) L.Jackson left end for 5 yards, TOUCHDOWN.DEF: (6:11) (No Huddle, Shotgun) D.Carr sacked at OAK 33 for -5 yards (M.Judon). FUMBLES (M.Judon) [M.Judon], RECOVERED by BLT-T.Suggs at OAK 43. T.Suggs for 43 yards, TOUCHDOWN. Suggs' 3rd career touchdown.OFF: (13:01) (Punt formation) J.Townsend punts 52 yards to BLT 30, Center-T.Sieg. C.Jones for 70 yards, TOUCHDOWN. @ Baltimore, 11/25/18
Derek Carr: (Pass formation) TWO-POINT CONVERSION ATTEMPT. 4-D.Carr pass to 83-D.Waller is complete. ATTEMPT SUCCEEDS. @ Denver, 01/03/21	MADE TWO-POINT CONVERSION	Dak Prescott: TWO-POINT CONVERSION ATTEMPT. 4-D.Prescott pass to 86-D.Schultz is complete. ATTEMPT SUCCEEDS. @ Dallas, 11/25/21
Derek Carr: TWO-POINT CONVERSION ATTEMPT. 4-D.Carr pass to 89-B.Edwards is incomplete. ATTEMPT FAILS. vs. Washington, 12/05/21	FAILED TWO-POINT CONVERSION	Cedrick Wilson: TWO-POINT CONVERSION ATTEMPT. 1-C.Wilson rushes right end. ATTEMPT FAILS. @ Dallas, 11/25/21
Las Vegas 59, Denver 14 @ Denver, 10/24/10	50 POINTS	L.A. Rams 52, Las Vegas 0 @ St. Louis, 11/30/14
Las Vegas 40, Kansas City 32 @ Kansas City, 10/11/20	40 POINTS	Kansas City 48, Las Vegas 9 @ Kansas City, 12/12/21
Las Vegas 36, Dallas 33 @ Dallas, 11/25/21	OVERTIME WIN	L.A. Chargers 30, Las Vegas 27 vs. L.A. Chargers, 12/17/20
Las Vegas 36, Dallas 33 @ Dallas, 11/25/21	OVERTIME GAME	
L.A. Chargers 30, Las Vegas 27 vs. L.A. Chargers, 12/17/20	OVERTIME LOSS	Las Vegas 36, Dallas 33 @ Dallas, 11/25/21
Oakland 23, Denver 23 @ Denver, 10/22/73	OVERTIME TIE	Oakland 23, Denver 23 @ Denver, 10/22/73
Las Vegas 24, Denver 0 @ Denver, 10/24/10	20 FIRST-QUARTER POINTS	L.A. Rams 21, Las Vegas 0 @ St. Louis, 11/30/14
Las Vegas 21, Kansas City 17 @ Kansas City, 10/11/20	20 SECOND-QUARTER POINTS	Kansas City 21, Las Vegas 3 @ Kansas City, 12/12/21
Las Vegas 21, Denver 7 @ Denver, 10/24/10	20 THIRD-QUARTER POINTS	N.Y. Jets 21, Las Vegas 0 @ N.Y. Jets, 11/24/19
Las Vegas 21, Cleveland 14 vs. Cleveland, 09/30/18	20 FOURTH-QUARTER POINTS	Tampa Bay 21, Las Vegas 3 vs. Tampa Bay, 10/25/20
Las Vegas 15, Kansas City 0 vs. Kansas City, 12/16/12	SHUTOUT AT HOME	Kansas City 28, Las Vegas 0 vs. Kansas City, 10/23/11
* Never Has Happened *	SHUTOUT ON THE ROAD	L.A. Rams 52, Las Vegas 0 @ St. Louis, 11/30/14
Las Vegas 31, Miami 28 vs. Miami, 09/26/21	OVERTIME WIN AT HOME	L.A. Chargers 30, Las Vegas 27 vs. L.A. Chargers, 12/17/20
Las Vegas 36, Dallas 33 @ Dallas, 11/25/21	OVERTIME WIN ON THE ROAD	Denver 23, Las Vegas 20 @ Denver, 09/16/07
14 pen, Las Vegas 36, Dallas 33 @ Dallas, 11/25/21	10 PENALTIES	14 pen, Las Vegas 36, Dallas 33 @ Dallas, 11/25/21

3 td, Las Vegas 36, Dallas 33
(11:55) (Shotgun) D.Carr pass deep left to D.Jackson for 56 yards, TOUCHDOWN.
(1:36) J.Jacobs left tackle for 1 yard, TOUCHDOWN.
(7:17) (Shotgun) Direct snap to M.Mariota. M.Mariota right end for 3 yards, TOUCHDOWN. @ Dallas, 11/25/21

0 to, Washington 17, Las Vegas 15 vs. Washington, 12/05/21

0 pen, L.A. Chargers 34, Las Vegas 10 @ San Diego, 12/04/05

4 td, Las Vegas 33, Philadelphia 22
(11:20) D.Carr pass deep right to F.Moreau for 18 yards, TOUCHDOWN.
(1:45) (Shotgun) J.Jacobs left end for 8 yards, TOUCHDOWN.
(11:52) K.Drake right guard for 4 yards, TOUCHDOWN. LV-B.Parker was injured during the play. His return is Questionable.
(6:18) D.Carr pass short left to B.Edwards for 1 yard, TOUCHDOWN. vs. Philadelphia, 10/24/21

Atlanta 43, Las Vegas 6 @ Atlanta, 11/29/20

41:28 TOP, Las Vegas 30, Denver 20 vs. Denver, 11/06/16 vs. Denver, 11/15/20

(7, 10, 7, 7 Points), Las Vegas 31, N.Y. Jets 28 @ N.Y. Jets, 12/06/20

30 (first half), Las Vegas 37, L.A. Chargers 29 @ San Diego, 10/25/15

21 (Q2), Las Vegas 40, Kansas City 32 @ Kansas City, 10/11/20

L.A. Chargers 28, Las Vegas 14 @ L.A. Chargers, 10/04/21

Las Vegas 37, Denver 12 vs. Denver, 11/15/20

3 tds, Josh Jacobs: (1-Rushing, 7-Rushing, 6-Rushing) @ Carolina, 09/13/20

4 tds, Darren McFadden: (4-Rushing, 19-Pass Reception, 4-Rushing, 57-Rushing) @ Denver, 10/24/10

* Never Has Happened *

THREE TOTAL TOUCHDOWNS

NO TURNOVERS

NO PENALTIES

FOUR TOTAL TOUCHDOWNS

GAME WITHOUT TOUCHDOWNS

OVER 40:00 TIME OF POSSESSION (NON-OT)

NO SACKS/NO INTERCEPTIONS ALLOWED

SCORE TOUCHDOWN IN EACH QUARTER

30 ONE-HALF POINTS

SCORED 20+ POINTS IN ONE QUARTER

ZERO POINTS SCORED IN FIRST HALF

WON GAME BY 20+ POINTS

THREE TOUCHDOWNS BY A PLAYER

FOUR TOUCHDOWNS BY A PLAYER

FIVE TOUCHDOWNS BY A PLAYER

3 td, Cincinnati 32, Las Vegas 13
(4:24) J.Mixon right tackle for 11 yards, TOUCHDOWN.
(5:08) (Shotgun) J.Burrow pass short left to J.Chase for 6 yards, TOUCHDOWN.
(3:58) I.Prince reported in as eligible. J.Mixon right guard for 20 yards, TOUCHDOWN. vs. Cincinnati, 11/21/21

0 to, Las Vegas 23, Indianapolis 20 @ Indianapolis, 01/02/22

0 pen, Kansas City 40, Las Vegas 9 @ Kansas City, 12/01/19

4 td, Las Vegas 36, Dallas 33
(7:44) D.Prescott pass short left to S.McKeon for 10 yards, TOUCHDOWN.
(:29) E.Elliott left guard for 1 yard, TOUCHDOWN.
D.Carson kicks 65 yards from LV 35 to DAL 0. T.Pollard for 100 yards, TOUCHDOWN.
(2:59) (No Huddle, Shotgun) D.Prescott pass deep middle to D.Schultz for 32 yards, TOUCHDOWN. @ Dallas, 11/25/21

Las Vegas 16, Cleveland 6 @ Cleveland, 11/01/20

41:38 TOP, Miami 33, Las Vegas 17 vs. Miami, 11/28/10 @ Cleveland, 12/20/21

(6, 7, 6, 14 Points), Las Vegas 36, Dallas 33 @ Dallas, 11/25/21

35 (first half), Kansas City 48, Las Vegas 9 @ Kansas City, 12/12/21

21 (Q2), Kansas City 48, Las Vegas 9 @ Kansas City, 12/12/21

Las Vegas 16, Cleveland 14 @ Cleveland, 12/20/21

Kansas City 48, Las Vegas 9 @ Kansas City, 12/12/21


3 tds, Rex Burkhead: (11-Pass Reception, 5-Rushing, 2-Rushing) @ New England, 09/27/20

4 tds, Doug Martin: (45-Rushing, 67-Rushing, 70-Rushing, 1-Rushing) vs. Tampa Bay, 11/04/12

5 tds, Jamaal Charles: (49-Pass Reception, 39-Pass Reception, 1-Rushing, 16-Pass Reception, 71-Pass Reception) vs. Kansas City, 12/15/13



UPDATED BIOS



PEYTON BARBER

31

POSITION: RB
HT/WT: 5-11/225
ACQUIRED: FA-'21
BORN: 06/27/94
RAIDERS SEASON: 1
NFL SEASON: 6
COLLEGE: Auburn
HOMETOWN: Alpharetta, Ga.

2021: (9/13) vs. Bal.: Did not play...**(9/19) at Pit.:** Made his Raiders debut, leading the team with 13 carries for 32 yards...**(9/26) vs. Mia.:** Finished with a career-high 111 rushing yards with one TD on 23 carries, while adding three receptions for 31 yards in just his second contest with the Silver and Black...**(10/4) at LAC:** Saw limited action on offense and special teams...**(10/10) vs. Chi.:** Inactive...**(10/17) at Den.:** Inactive...**(10/24) vs. Phi.:** Inactive...**(11/7) at NYG:** Inactive...**(11/14) vs. KC:** Inactive...**(11/21) vs. Cin.:** Recorded one carry for three yards...**(11/25) at Dal.:** Inactive...**(12/5) vs. Was.:** Recorded one reception for two yards...**(12/12) at KC:** Finished with two receptions for 13 yards and one carry for seven yards...**(12/20) at Cle.:** Rushed five times for 34 yards and added one reception for 12 yards...**(12/26) vs. Den.:** Finished with five carries for 22 yards with one TD...**(1/2/22) at Ind.:** Finished with two receptions for nine yards and totaled six carries for three yards.

PEYTON BARBER'S NFL REGULAR SEASON RUSHING/RECEIVING STATISTICS

RUSHING									RECEIVING				
DATE	TEAM	GP	GS	NO.	YDS.	AVG.	LG	TD	NO.	YDS.	AVG.	LG	TD
2016	Buccaneers	15	1	55	223	4.1	44t	1	5	28	5.6	11	0
2017	Buccaneers	16	4	108	423	3.9	34	3	16	114	7.1	34	0
2018	Buccaneers	16	16	234	871	3.7	28	5	20	92	4.6	10	1
2019	Buccaneers	16	7	154	470	3.1	17	6	16	115	7.2	16	1
2020	Washington	16	2	94	258	2.7	15	4	4	12	3.0	7	0
2021	Washington	0	0	0	0	0.0	0	0	0	0	0.0	0	0
Went from Washington to Las Vegas.													
2021	Raiders	9	1	55	212	3.9	27	2	10	67	6.7	23	0
2021	TOTAL	9	1	55	212	3.9	27	2	10	67	6.7	23	0
NFL TOTALS		88	31	700	2,457	3.5	44T	21	71	428	6.0	34	2

PEYTON BARBER'S NFL REGULAR SEASON RETURN STATISTICS

KICKOFF RETURNS							PUNT RETURNS					
DATE	TEAM	RET.	YDS.	AVG.	LG	TD	NO.	FC	YDS.	AVG.	LG	TD
2016	Buccaneers	0	0	0.0	0	0	0	0	0	0.0	0	0
2017	Buccaneers	0	0	0.0	0	0	0	0	0	0.0	0	0
2018	Buccaneers	0	0	0.0	0	0	0	0	0	0.0	0	0
2019	Buccaneers	0	0	0.0	0	0	0	0	0	0.0	0	0
2020	Washington	0	0	0.0	0	0	0	0	0	0.0	0	0
2021	Washington	0	0	0.0	0	0	0	0	0	0.0	0	0
Went from Washington to Las Vegas.												
2021	Raiders	2	49	24.5	25	0	0	0	0	0.0	0	0
2021	TOTAL	2	49	24.5	25	0	0	0	0	0.0	0	0
NFL TOTALS		2	49	24.5	25	0	0	0	0	0.0	0	0

100-YARD RUSHING GAMES (3): REGULAR SEASON

DATE	TEAM	ATT.	YDS.	AVG.	LG	TD
12/03/17	at Packers	23	102	4.4	19	0
11/18/18	at Giants	18	106	5.9	28	1
09/26/21	DOLPHINS	23	111	4.8	27	1

PEYTON BARBER'S 2021 GXG REGULAR-SEASON STATISTICS (WASHINGTON/RAIDERS)

DATE	OPPONENT	P/S	RUSHING					RECEIVING					W/L	SCORE
			NO.	YDS.	AVG.	LG	TD	NO.	YDS.	AVG.	LG	TD		
09/12	Chargers							DID NOT PLAY					L	16-20
								Went from Washington to Raiders.						
09/19	at Steelers	P	13	32	2.5	13	0	0	0	0.0	0	0	W	26-17
09/26	Dolphins	P	23	111	4.8	27	1	3	31	10.3	23	0	W	31-28+
10/04	at Chargers	P	1	0	0.0	0	0	0	0	0.0	0	0	L	14-28
10/10	Bears							ON INACTIVE LIST					L	9-20
10/17	at Broncos							ON INACTIVE LIST					W	34-24
10/24	Eagles							ON INACTIVE LIST					W	33-22
11/07	at Giants							ON INACTIVE LIST					L	16-23
11/14	Chiefs							ON INACTIVE LIST					L	14-41
11/21	Bengals	S	1	3	3.0	3	0	0	0	0.0	0	0	L	13-32
11/25	at Cowboys							INACTIVE					W	36-33+
12/05	Washington	P	0	0	0.0	0	0	1	2	2.0	2	0	L	15-17
12/12	at Chiefs	P	1	7	7.0	7	0	2	13	6.5	11	0	L	9-48
12/20	at Browns	P	5	34	6.8	19	0	1	12	12.0	12	0	W	16-14
12/26	Broncos	P	5	22	4.4	8	1	1	0	0.0	0	0	W	17-13
01/02	at Colts	P	6	3	0.5	3	0	2	9	4.5	7	0	W	23-20
2021 TOTALS		9-1	55	212	3.9	27	2	10	67	6.7	23	0	8-8	

+ - Overtime



JACKSON BARTON

78

POSITION: T

HT/WT: 6-7/302

ACQUIRED: FA-'21

BORN: 08/08/95

RAIDERS SEASON: 1

NFL SEASON: 3

COLLEGE: Utah

HOMETOWN: Salt Lake City, Utah

2021: (9/26) vs. Mia.: Inactive...(10/4) **at LAC:** Inactive...(10/10) **vs. Chi.:** Inactive...(10/17) **at Den.:** Inactive...(10/24) **vs. Phi.:** Inactive...(11/7) **at NYG:** Inactive...(11/14) **vs. KC:** Inactive...(11/21) **vs. Cin.:** Inactive...(11/25) **at Dal.:** Inactive...(12/5) **vs. Was.:** Made his Silver and Black debut, appearing in a limited role on offense...(12/12) **at KC:** Saw limited action on offense...(12/20) **at Cle.:** Inactive...(12/26) **vs. Den.:** Did not play...(1/2/22) **at Ind.:** Inactive.

JACKSON BARTON'S NFL REGULAR SEASON STATISTICS

DATE	TEAM	GP	GS
2019	Colts	0	0
Went from Indianapolis to Kansas City .			
2019	Chiefs	0	0
2019	TOTAL	0	0
2021	Giants	0	0
Went from N.Y. Giants to Las Vegas .			
2021	Raiders	2	0
2021	TOTAL	2	0
NFL TOTALS		2	0

JACKSON BARTON'S 2021 GXG REGULAR-SEASON STATISTICS (GIANTS/RAIDERS)

DATE	OPPONENT	P/S		W/L	SCORE
09/12	Broncos		DID NOT PLAY	L	13-27
09/16	at Washington		DID NOT PLAY	L	29-30
09/26	Falcons		PRACTICE SQUAD	L	14-17
			Went from Giants to Raiders .		
10/04	at Chargers		ON INACTIVE LIST	L	14-28
10/10	Bears		ON INACTIVE LIST	L	9-20
10/17	at Broncos		ON INACTIVE LIST	W	34-24
10/24	Eagles		ON INACTIVE LIST	W	33-22
			Went from Raiders to Giants .		
11/01	at Chiefs		PRACTICE SQUAD	L	17-20
			Went from Giants to Raiders .		
11/07	at Giants		ON INACTIVE LIST	L	16-23
11/14	Chiefs		ON INACTIVE LIST	L	14-41
11/21	Bengals		ON INACTIVE LIST	L	13-32
11/25	at Cowboys		INACTIVE	W	36-33+
12/05	Washington	P		L	15-17
12/12	at Chiefs	P		L	9-48
12/20	at Browns		ON INACTIVE LIST	W	16-14
12/26	Broncos		DID NOT PLAY (NON-INJURY)	W	17-13
01/02	at Colts		ON INACTIVE LIST	W	23-20
2021 TOTALS		2-0		6-11	

+ - Overtime



NICK BOWERS

82

POSITION: TE
HT/WT: 6-4/260
ACQUIRED: FA-'20
BORN: 05/26/96

RAIDERS SEASON: 1
NFL SEASON: 1
COLLEGE: Penn State
HOMETOWN: Kittanning, Pa.

2021: (9/19) at Pit.: Inactive...(9/26) vs. Mia.: Inactive...(10/4) at LAC: Inactive...(10/10) vs. Chi.: Made his NFL debut, appearing in a reserve role on offense...(10/17) at Den.: Appeared on both offense and special teams in the win...(12/20) at Cle.: Appeared in a reserve role on offense and special teams...(12/26) vs. Den.: Saw increased action on offense, while also appearing on special teams...(1/2/22) at Ind.: Appeared in a limited role on offense and special teams.

NICK BOWERS' NFL REGULAR SEASON RUSHING/RECEIVING STATISTICS

DATE	TEAM	GP	GS	RECEIVING					RUSHING				
				NO.	YDS.	AVG.	LG	TD	NO.	YDS.	AVG.	LG	TD
2020	Raiders	0	0	0	0	0.0	0	0	0	0	0.0	0	0
2021	Raiders	5	0	0	0	0.0	0	0	0	0	0.0	0	0
NFL TOTALS		5	0	0	0	0.0	0	0	0	0	0.0	0	0

NICK BOWERS' NFL REGULAR SEASON RETURN STATISTICS

KICKOFF RETURNS							PUNT RETURNS					
DATE	TEAM	RET.	YDS.	AVG.	LG	TD	NO.	FC	YDS.	AVG.	LG	TD
2020	Raiders	0	0	0.0	0	0	0	0	0	0.0	0	0
2021	Raiders	0	0	0.0	0	0	0	0	0	0.0	0	0
NFL TOTALS		0	0	0.0	0	0	0	0	0	0.0	0	0

NICK BOWERS' 2021 GYG REGULAR-SEASON STATISTICS (RAIDERS)

DATE	OPPONENT	P/S	RECEIVING					RUSHING					W/L	SCORE
			NO.	YDS.	AVG.	LG	TD	NO.	YDS.	AVG.	LG	TD		
09/13	Ravens							ON INACTIVE LIST					W	33-27+
09/19	at Steelers							ON INACTIVE LIST					W	26-17
09/26	Dolphins							ON INACTIVE LIST					W	31-28+
10/04	at Chargers							ON INACTIVE LIST					L	14-28
10/10	Bears	P	0	0	0.0	0	0	0	0	0.0	0	0	L	9-20
10/17	at Broncos	P	0	0	0.0	0	0	0	0	0.0	0	0	W	34-24
10/24	Eagles							INJURED RESERVE					W	33-22
11/07	at Giants							INJURED RESERVE					L	16-23
11/14	Chiefs							INJURED RESERVE					L	14-41
11/21	Bengals							INJURED RESERVE					L	13-32
11/25	at Cowboys							INJURED RESERVE					W	36-33+
12/05	Washington							INJURED RESERVE					L	15-17
12/12	at Chiefs							INJURED RESERVE					L	9-48
12/20	at Browns	P	0	0	0.0	0	0	0	0	0.0	0	0	W	16-14
12/26	Broncos	P	0	0	0.0	0	0	0	0	0.0	0	0	W	17-13
01/02	at Colts	P	0	0	0.0	0	0	0	0	0.0	0	0	W	23-20
2021 TOTALS		5-0	0	0	0.0	0	0	0	0	0.0	0	0	9-7	

+ - Overtime



DANIEL CARLSON

2

POSITION: K
HT/WT: 6-5/215
ACQUIRED: FA-'18
BORN: 01/23/95
RAIDERS SEASON: 4
NFL SEASON: 4
COLLEGE: Auburn
HOMETOWN: Colorado Springs, Colo.

2021: (9/13) vs. Bal.: Converted on FGs of 34 and 55 yards...His 55-yard FG came as time expired in the fourth quarter to send the game into overtime...Connected on three PATs...**(9/19) at Pit.:** Converted on FGs of 46, 33, 41 and 45 yards in the win...His 45-yard FG with 20 seconds left in the game sealed the win for the Silver and Black...Connected on two PATs...**(9/26) vs. Mia.:** Converted on FGs of 50, 38 and 22 yards...His game-winning, 22-yard FG came as time expired in overtime for the Raiders third straight win...**(10/4) at LAC:** Connected on two PATs...**(10/10) vs. Chi.:** Converted on a 31-yard FG...**(10/17) at Den.:** Converted on FGs of 50 and 30 yards, while also connecting on four PATs...**(10/24) vs. Phi.:** Converted on FGs of 28 and 39 yards...Connected on three PATs...**(11/7) at NYG:** Converted on FGs of 25, 32 and 25 yards...Connected on one PAT...**(11/14) vs. KC:** Was perfect on two PATs...**(11/21) vs. Cin.:** Converted on FGs of 27 and 47 yards and connected on one PAT...**(11/25) at Dal.:** Converted on FGs of 22, 46, 30, 56 and 29...His 29-yard FG came in overtime to seal the Raiders win...Connected on two PATs...**(12/5) vs. Was.:** Converted on FGs of 52, 38 and 37 yards...**(12/12) at KC:** Converted a 26-yard FG...**(12/20) at Cle.:** Converted on FGs of 24, 40 and 48 yards...His 48-yard field goal clinched the 16-14 win as time expired, marking his third of the season...**(12/26) vs. Den.:** Converted a 41-yard FG to give the Raiders the lead and win with 7:35 left in the game...**(1/2/22) at Ind.:** Connected on FGs of 47, 44 and 33 yards...His 33-yard FG sealed the 23-20 victory as time expired, marking his fourth game-winning FG this season.

DANIEL CARLSON'S NFL REGULAR SEASON KICKING STATISTICS

DATE	TEAM	GP	FGM	FGA	PCT.	LG	XP	XPA	PCT.	BLK	PTS
2018	Vikings	2	1	4	25.0	48	6	6	100.0	0	9
Went from Minnesota to Oakland.											
2018	Raiders	10	16	17	94.1	50	18	18	100.0	0	66
2018	TOTAL	12	17	21	81.0	50	24	24	100.0	0	75
2019	Raiders	16	19	26	73.1	48	34	36	94.4	0	91
2020	Raiders	16	33	35	94.3	54	45	47	95.7	0	144
2021	Raiders	16	35	38	92.1	56	28	31	90.3	0	133
NFL TOTALS		60	104	120	86.7	56	131	138	94.9	0	443


DANIEL CARLSON'S NFL REGULAR SEASON FIELD-GOAL ACCURACY STATISTICS

DATE	TEAM	1-19	PCT.	20-29	PCT.	30-39	PCT.	40-49	PCT.	50+	PCT.
2018	Vikings	0-0	0.0	0-0	0.0	0-1	0.0	1-3	33.3	0-0	0.0
Went from Minnesota to Oakland.											
2018	Raiders	0-0	0.0	2-2	100.0	3-3	100.0	8-9	88.9	3-3	100.0
2018	TOTAL	0-0	0.0	2-2	100.0	3-4	75.0	9-12	75.0	3-3	100.0
2019	Raiders	0-0	0.0	8-8	100.0	5-6	83.3	6-10	60.0	0-2	0.0
2020	Raiders	0-0	0.0	18-18	100.0	8-8	100.0	3-5	60.0	4-4	100.0
2021	Raiders	0-0	0.0	9-10	90.0	11-11	100.0	10-11	90.9	5-6	83.3
NFL TOTALS		0-0	0.0	37-38	97.4	27-29	93.1	28-38	73.7	12-15	80.0

DANIEL CARLSON'S 2021 GXG REGULAR-SEASON STATISTICS (RAIDERS)

DATE	OPPONENT		FIELD GOALS				EXTRA POINTS				PTS	W/L	SCORE
			FGM	FGA	PCT	LG	XP	XPA	PCT	BLK			
09/13	Ravens	P	2	2	100.0	55	3	3	100.0	0	9	W	33-27+
09/19	at Steelers	P	4	4	100.0	46	2	2	100.0	0	14	W	26-17
09/26	Dolphins	P	3	3	100.0	50	2	3	66.7	0	11	W	31-28+
10/04	at Chargers	P	0	1	0.0	0	2	2	100.0	0	2	L	14-28
10/10	Bears	P	1	1	100.0	31	0	0	0.0	0	3	L	9-20
10/17	at Broncos	P	2	3	66.7	50	4	4	100.0	0	10	W	34-24
10/24	Eagles	P	2	2	100.0	39	3	4	75.0	0	9	W	33-22
11/07	at Giants	P	3	4	75.0	32	1	1	100.0	0	10	L	16-23
11/14	Chiefs	P	0	0	0.0	0	2	2	100.0	0	2	L	14-41
11/21	Bengals	P	2	2	100.0	47	1	1	100.0	0	7	L	13-32
11/25	at Cowboys	P	5	5	100.0	56	3	3	100.0	0	18	W	36-33+
12/05	Washington	P	3	3	100.0	52	0	0	0.0	0	9	L	15-17
12/12	at Chiefs	P	1	1	100.0	26	0	1	0.0	0	3	L	9-48
12/20	at Browns	P	3	3	100.0	48	1	1	100.0	0	10	W	16-14
12/26	Broncos	P	1	1	100.0	41	2	2	100.0	0	5	W	17-13
01/02	at Colts	P	3	3	100.0	47	2	2	100.0	0	11	W	23-20
2021 TOTALS		16	35	38	92.1	56	28	31	90.3	0	133	9-7	

+ - Overtime



DEREK CARR

4

POSITION: QB
HT/WT: 6-3/210
ACQUIRED: D2-'14
BORN: 03/28/91

RAIDERS SEASON: 8
NFL SEASON: 8
COLLEGE: Fresno State
HOMETOWN: Bakersfield, Calif.

2021: (9/13) vs. Bal.: Finished the contest completing 34-of-56 attempts for 435 yards, recording two TDs against one INT for a passer rating of 89.5...His 435 yards passing are most ever in a Raiders opening game, surpassing Marc Wilson's 346 yards in Week 1 of 1986...His 56 passing attempts are tied for third-most in his career while his 435 passing yards are third-most...Led his 22nd fourth quarter comeback of his career. Carr set the NFL record for most fourth quarter comebacks (21) through a player's first seven seasons in the league...**(9/19) at Pit.:** Completed 28-of-37 passes for 382 yards (75.7 percent) with two TDs for a passer rating of 126.2...His 382 passing yards ranked the sixth highest of his career and his 126.2 passer rating ranked eighth in his career...Became just the fourth player in NFL history to record at least 380 passing yards and two TDs in each of his team's first two games of a season...**(9/26) vs. Mia.:** Finished the game completing 26-of-43 passes for 386 yards with two TDs against one INT for a passer rating of 95.7...Has recorded 1,203 passing yards through his first three contests, marking the fourth most through three games in NFL history...Has recorded at least 325 passing yards in five consecutive contests, becoming just the fourth player in NFL history to accomplish the feat...**(10/4) at LAC:** Completed 21-of-34 passes for 196 yards with two TDs against one INT for a passer rating of 84.9...Leads the NFL with 1,399 passing yards through four weeks...**(10/10) vs. Chi.:** Completed 22-of-35 passes for 206 yards...**(10/17) at Den.:** Completed 18-of-27 passes for 341 yards with two TDs for a passer rating of 134.4, marking his highest passer rating of the season...Ranks second in the NFL with 1,946 yards through Week 6...**(10/24) vs. Phi.:** Completed 31-of-34 attempts (91.2 percent) for 323 yards with two TDs against one INT for a passer rating of 113.6...His 91.2 completion percentage ranks as the second-highest in NFL history with a minimum of 30 attempts...His 2,298 passing yards are the second-most in franchise history through the first seven games of the season...**(11/7) at NYG:** Completed 30-of-46 attempts for 296 yards with one touchdown against two interceptions for a passer rating of 72.4...**(11/14) vs. KC:** Completed 25-of-35 pass attempts (71.4 percent) for 261 yards and two TDs with one INT for a 99.8 passer rating...Added a team-high 18 rushing yards on three carries...Recorded his seventh game this season with at least two TD passes...**(11/21) vs. Cin.:** Completed 19-of-27 attempts (70.4 percent) for 215 yards with one TD against one INT for a passer rating of 90.8...Became the fourth quarterback ever to pass for at least 3,000 yards in each of his first eight seasons, joining Peyton Manning, Cam Newton and Russell Wilson...**(11/25) at Dal.:** Completed 24-of-39 attempts for 373 yards with one TD against 0 INTs for a passer rating of 101.8...**(12/5) vs. Was.:** Completed 28-of-38 passes for 249 yards and a passer rating of 90.8...Joined Peyton Manning as the only players in NFL history to record 300 completions in each of their first eight years...**(12/12) at KC:** Completed 33-of-45 passes for 263 yards with one TD against 1 INT for a passer rating of 85.7...**(12/20) at Cle.:** Completed 25-of-38 passing attempts for 236 yards with one TD against one INT for a passer rating of 80.6...**(12/26) vs. Den.:** Completed 20-of-25 passing attempts for 201 yards with one TD against one INT for a passer rating of 96.8...Became just the fourth quarterback to pass for at least 4,000 yards with 20 TDs in each of the last three seasons...**(1/2/22) at Ind.:** Completed 24-of-31 attempts for 255 yards with one TD against two INTs for a passer rating of 84.7.

DEREK CARR'S NFL REGULAR SEASON PASSING/RUSHING STATISTICS

				PASSING											RUSHING				
DATE	TEAM	GP	GS	ATT.	CMP.	PCT.	YDS	AVG.	TD	INT.	LG	SK	LST	RATE	NO.	YDS.	AVG.	LG	TD
2014	Raiders	16	16	599	348	58.1	3,270	5.5	21	12	77t	24	149	76.6	29	92	3.2	41	0
2015	Raiders	16	16	573	350	61.1	3,987	7.0	32	13	68t	31	230	91.1	33	138	4.2	24	0
2016	Raiders	15	15	560	357	63.8	3,937	7.0	28	6	75t	16	79	96.7	39	70	1.8	13	0
2017	Raiders	15	15	515	323	62.7	3,496	6.8	22	13	87t	20	101	86.4	23	66	2.9	32	0
2018	Raiders	16	16	553	381	68.9	4,049	7.3	19	10	66	51	299	93.9	24	47	2.0	15	1
2019	Raiders	16	16	513	361	70.4	4,054	7.9	21	8	75	29	184	100.8	27	82	3.0	15	2
2020	Raiders	16	16	517	348	67.3	4,103	7.9	27	9	85t	26	150	101.4	39	140	3.6	18	3
2021	Raiders	16	16	590	408	69.2	4,618	7.8	21	14	61t	37	223	94.3	39	109	2.8	22	0
TOTALS		126	126	4,420	2,876	65.1	31,514	7.1	191	85	87T	234	1,415	92.4	253	744	2.9	41	6

DEREK CARR'S 2021 GXG REGULAR-SEASON STATISTICS (RAIDERS)

PASSING														RUSHING				W/L	SCORE
DATE	OPPONENT	P/S	ATT	CMP	YDS	PCT	Y/A	Y/C	TD	INT	LG	SK/YD	RATE	ATT	YDS	LG	TD		
09/13	Ravens	S	56	34	435	60.7	7.8	12.8	2	1	37	3/26	89.5	4	6	4	0	W	33-27+
09/19	at Steelers	S	37	28	382	75.7	10.3	13.6	2	0	61t	2/9	126.2	4	9	5	0	W	26-17
09/26	Dolphins	S	43	26	386	60.5	9.0	14.8	2	1	34	3/29	95.7	2	-2	-1	0	W	31-28+
10/04	at Chargers	S	34	21	196	61.8	5.8	9.3	2	1	51	4/31	84.9	3	6	3	0	L	14-28
10/10	Bears	S	35	22	206	62.9	5.9	9.4	0	1	29	3/18	67.1	3	10	8	0	L	9-20
10/17	at Broncos	S	27	18	341	66.7	12.6	18.9	2	0	51	2/1	134.4	2	-1	0	0	W	34-24
10/24	Eagles	S	34	31	323	91.2	9.5	10.4	2	1	43	0/0	113.6	2	1	2	0	W	33-22
11/07	at Giants	S	46	30	296	65.2	6.4	9.9	1	2	24	1/10	72.4	2	5	4	0	L	16-23
11/14	Chiefs	S	35	25	261	71.4	7.5	10.4	2	1	38	2/12	99.8	3	18	9	0	L	14-41
11/21	Bengals	S	27	19	215	70.4	8.0	11.3	1	1	31	2/9	90.8	0	0	0	0	L	13-32
11/25	at Cowboys	S	39	24	373	61.5	9.6	15.5	1	0	56t	3/7	101.8	2	21	22	0	W	36-33+
12/05	Washington	S	38	28	249	73.7	6.6	8.9	0	0	34	2/15	90.8	2	24	17	0	L	15-17
12/12	at Chiefs	S	45	33	263	73.3	5.8	8.0	1	1	19	4/17	85.7	0	0	0	0	L	9-48
12/20	at Browns	S	38	25	236	65.8	6.2	9.4	1	1	17	2/6	80.6	3	7	6	0	W	16-14
12/26	Broncos	S	25	20	201	80.0	8.0	10.1	1	1	28	2/19	96.8	7	5	4	0	W	17-13
01/02	at Colts	S	31	24	255	77.4	8.2	10.6	1	2	42	2/14	84.7	0	0	0	0	W	23-20
2021 TOTALS		16-16	590	408	4,618	69.2	7.8	11.3	21	14	61T	37/223	94.3	39	109	22	0	9-7	

+ - Overtime

300-YARD PASSING GAMES (31): REGULAR SEASON

DATE	TEAM	NO.	YDS.	AVG.	LG	TD
10/26/14	at Browns	34	328	9.6	31	1
09/20/15	RAVENS	30	351	11.7	68t	3
09/27/15	at Browns	20	314	15.7	55	2
11/01/15	JETS	23	333	14.5	59t	4
11/08/15	at Steelers	24	301	12.5	38t	4
11/15/15	VIKINGS	29	302	10.4	38	2
11/29/15	at Titans	24	330	13.8	41	3
09/11/16	at Saints	24	319	13.3	43	1
10/09/16	CHARGERS	25	317	12.7	64t	2
10/30/16	at Buccaneers	40	513	12.8	68	4
11/27/16	PANTHERS	26	315	12.1	49	2
10/19/17	CHIEFS	29	417	14.4	45t	3
10/29/17	at Bills	31	313	10.1	40	1
11/05/17	at Dolphins	21	300	14.3	44t	1
09/10/18	RAMS	29	303	10.4	45	0
09/23/18	at Dolphins	27	345	12.8	66	1
09/30/18	BROWNS	35	437	12.5	36	4
12/09/18	STEELERS	25	322	12.9	39	2
12/29/19	at Broncos	29	391	13.5	75	1
10/04/20	BILLS	32	311	9.7	37	2
10/11/20	at Chiefs	22	347	15.8	72t	3
12/06/20	at Jets	28	381	13.6	46t	3
12/13/20	COLTS	31	316	10.2	47t	2
12/26/20	DOLPHINS	21	336	16.0	85t	1
01/03/21	at Broncos	24	371	15.5	57	2
09/13/21	RAVENS	34	435	12.8	37	2
09/19/21	at Steelers	28	382	13.6	61t	2
09/26/21	DOLPHINS	26	386	14.8	34	2
10/17/21	at Broncos	18	341	18.9	51	2
10/24/21	EAGLES	31	323	10.4	43	2
11/25/21	at Cowboys	24	373	15.5	56t	1



AJ COLE

6

POSITION: P
HT/WT: 6-4/220
ACQUIRED: FA-'19
BORN: 11/27/95
RAIDERS SEASON: 3
NFL SEASON: 3
COLLEGE: N.C. State
HOMETOWN: College Park, Ga.

2021: (9/13) vs. Bal.: Averaged 52.7 yards, placing two punts inside the 20-yard line...**(9/19) at Pit.:** Averaged 47.5 yards, placing two punts inside the 20-yard line...**(9/26) vs. Mia.:** Averaged 54.0 yards, placing two punts inside the 20-yard line...**(10/4) at LAC:** Averaged 51.2 yards and placed one punt inside the 20-yard line...**(10/10) vs. Chi.:** Averaged 56.0 yards in the contest...Also recorded a season-high three punts inside the 20-yard line...**(10/17) at Den.:** Averaged a career-high 57.0 yards, placing two punts inside the 20-yard line...Recorded a 71-yard punt, marking the second-longest of his career...**(10/24) vs. Phi.:** Averaged 47.0 yards in the win, placing one punt inside the 20-yard line...**(11/7) at NYG:** Averaged 50.0 yards on the day...**(11/14) vs. KC:** Punted five times for 250 yards (50.0 avg.), placing one punt inside the 20-yard line...Added one tackle and one forced fumble...**(11/21) vs. Cin.:** Averaged 46.5 yards, placing two punts inside the 20-yard line...**(11/25) at Dal.:** Averaged 48.6 yards, placing four punts inside the 20-yard line...**(12/5) vs. Was.:** Averaged 50.5 yards and placed two punts inside the 20-yard line...**(12/12) at KC:** Averaged 50.0 yards on three punts...**(12/20) at Cle.:** Averaged 44.3 yards in the win, placing one punt inside the 20-yard line...**(12/26) vs. Den.:** Averaged 42.5 yards on two punt, both of which were placed inside the 20-yard line...**(1/2/22) at Ind.:** Averaged 52.0 yards on two punts with one punt placed inside the 20-yard line.

AJ COLE'S NFL REGULAR SEASON PUNTING STATISTICS

DATE	TEAM	GP	NO.	YDS.	AVG.	OPP. RET.	YDS.	NET YDS.	AVG.	TB	IN20	LG	BK
2019	Raiders	16	67	3,081	46.0	30	318	2,643	39.4	6	33	74	0
2020	Raiders	16	44	1,939	44.1	14	133	1,766	40.1	2	20	63	0
2021	Raiders	16	60	3,021	50.4	25	337	2,544	42.4	7	26	71	0
NFL TOTALS		48	171	8,041	47.0	69	788	6,953	40.7	15	79	74	0

AJ COLE'S 2021 GXG REGULAR-SEASON STATISTICS (RAIDERS)

DATE	OPPONENT		NO.	YDS.	AVG.	OPP. RET.	YDS.	NET YDS.	AVG	TB	IN20	LG	BK	W/L	SCORE
09/13	Ravens	P	6	316	52.7	4	67	249	41.5	0	2	67	0	W	33-27+
09/19	at Steelers	P	4	190	47.5	2	21	149	37.3	1	2	55	0	W	26-17
09/26	Dolphins	P	4	216	54.0	3	27	189	47.3	0	2	67	0	W	31-28+
10/04	at Chargers	P	5	256	51.2	2	20	236	47.2	0	1	56	0	L	14-28
10/10	Bears	P	4	224	56.0	2	38	186	46.5	0	3	70	0	L	9-20
10/17	at Broncos	P	4	228	57.0	0	0	188	47.0	2	2	71	0	W	34-24
10/24	Eagles	P	2	94	47.0	1	6	88	44.0	0	1	59	0	W	33-22
11/07	at Giants	P	2	100	50.0	2	26	74	37.0	0	0	58	0	L	16-23
11/14	Chiefs	P	5	250	50.0	2	46	184	36.8	1	1	63	0	L	14-41
11/21	Bengals	P	4	186	46.5	2	10	156	39.0	1	2	54	0	L	13-32
11/25	at Cowboys	P	5	243	48.6	2	16	227	45.4	0	4	68	0	W	36-33+
12/05	Washington	P	4	202	50.5	2	29	173	43.3	0	2	67	0	L	15-17
12/12	at Chiefs	P	3	150	50.0	1	11	119	39.7	1	0	60	0	L	9-48
12/20	at Browns	P	4	177	44.3	1	20	157	39.3	0	1	49	0	W	16-14
12/26	Broncos	P	2	85	42.5	0	0	85	42.5	0	2	47	0	W	17-13
01/02	at Colts	P	2	104	52.0	0	0	84	42.0	1	1	60	0	W	23-20
2021 TOTALS		16	60	3,021	50.4	26	337	2,544	42.4	7	26	71	0	9-7	

+ - Overtime



WILL COMPTON

57

POSITION: LB
HT/WT: 6-1/235
ACQUIRED: FA-'21
BORN: 09/19/89

RAIDERS SEASON: 2
NFL SEASON: 8
COLLEGE: Nebraska
HOMETOWN: Bonne Terre, Mo.

2021: (12/12) at KC: Appeared exclusively on special teams...(12/20) at Cle.: Inactive...(12/26) vs. Den.: Inactive.

WILL COMPTON'S NFL REGULAR SEASON DEFENSIVE STATISTICS

				TACKLES								INTERCEPTIONS						O. FUMB						ST						MISC	
DATE	TEAM	GP	GS	TK	S	A	TFL	YDS	SK	YDS	QBH	NO	YDS	LG	TD	PD	FF	FR	TD	YDS	TK	S	A	FF	FR	S	A				
2013	Washington	1	0	0	0	0	0	0	0.0	0.0	0	0	0	0	0	0	0	0	0	0	1	1	0	0	0	0	0				
2014	Washington	16	5	52	35	17	0	0	0.0	0.0	2	0	0	0	0	0	0	0	0	0	8	4	4	0	0	0	0				
2015	Washington	16	10	93	51	42	1	7	1.0	7.0	2	1	24	24	0	3	0	1	0	0	3	1	2	0	0	0	0				
2016	Washington	15	15	104	60	44	5	10	0.0	0.0	2	1	5	5	0	5	1	2	0	0	2	1	1	0	0	0	0				
2017	Washington	9	3	17	12	5	0	0	0.0	0.0	0	1	2	2	0	3	0	0	0	0	2	1	1	0	0	0	0				
2018	Titans	12	2	8	5	3	0	0	0.0	0.0	0	0	0	0	0	1	0	0	0	0	8	4	4	1	0	0	0				
2019	Saints	0	0	0	0	0	0	0	0.0	0.0	0	0	0	0	0	0	0	0	0	0	0	0	0	0	0	0	0				
Went from New Orleans to Oakland.																															
2019	Raiders	9	4	39	25	14	0	0	0.0	0.0	0	0	0	0	0	0	0	0	0	0	2	1	1	0	0	0	0				
2019	TOTAL	9	4	39	25	14	0	0	0.0	0.0	0	0	0	0	0	0	0	0	0	0	2	1	1	0	0	0	0				
2021	Titans	0	0	0	0	0	0	0	0.0	0.0	0	0	0	0	0	0	0	0	0	0	0	0	0	0	0	0	0				
Went from Tennessee to Las Vegas.																															
2021	Raiders	1	0	0	0	0	0	0	0.0	0.0	0	0	0	0	0	0	0	0	0	0	0	0	0	0	0	0	0				
2021	TOTAL	1	0	0	0	0	0	0	0.0	0.0	0	0	0	0	0	0	0	0	0	0	0	0	0	0	0	0	0				
NFL TOTALS		79	39	313	188	125	6	17	1.0	7.0	6	3	31	24	0	12	1	3	0	0	26	13	13	1	0	0	0				

WILL COMPTON'S 2021 GXG REGULAR-SEASON STATISTICS (TITANS/RAIDERS)

			TACKLES							INTERCEPTIONS					O. FUMB				ST				MISC					
DATE	OPPONENT	P/S	TK	S	A	SK	YDS	TFL	YDS	QBH	NO	YDS	LG	TD	PD	FF	FR	TD	YDS	TK	S	A	FF	FR	S	A	W/L	SCORE
09/12	Cardinals		NOT ON ROSTER																					L	13-38			
09/19	at Seahawks		NOT ON ROSTER																					W	33-30+			
09/26	Colts		NOT ON ROSTER																					W	25-16			
10/03	at Jets		NOT ON ROSTER																					L	24-27+			
10/10	at Jaguars		NOT ON ROSTER																					W	37-19			
10/18	Bills		NOT ON ROSTER																					W	34-31			
10/24	Chiefs		NOT ON ROSTER																					W	27-3			
10/31	at Colts		NOT ON ROSTER																					W	34-31+			
11/07	at Rams		NOT ON ROSTER																					W	28-16			
11/14	Saints		NOT ON ROSTER																					W	23-21			
11/21	Texans		NOT ON ROSTER																					L	13-22			
11/28	at Patriots		NOT ON ROSTER																					L	13-36			
Went from Titans to Raiders .																												
12/12	at Chiefs	P	0	0	0	0.0	0.0	0	0	0	0	0	0	0	0	0	0	0	0	0	0	0	0	0	0	0	L	9-48
12/20	at Browns		ON INACTIVE LIST																					W	16-14			
12/26	Broncos		ON INACTIVE LIST																					W	17-13			
01/02	at Colts		DID NOT PLAY																					W	23-20			
2021 TOTALS		1-0	0	0	0	0.0	0.0	0	0	0	0	0	0	0	0	0	0	0	0	0	0	0	0	0	0	0	11-5	

+ - Overtime



MAXX CROSBY

98

POSITION: DE
HT/WT: 6-5/255
ACQUIRED: D4A-'19
BORN: 08/22/97

RAIDERS SEASON: 3
NFL SEASON: 3
COLLEGE: Eastern Michigan
HOMETOWN: Colleyville, Texas

2021: (9/13) vs. Bal.: Finished with six tackles (four solo) and two sacks...Became just the third Raiders player since 2000 to record at least two sacks in a season opener, joining Benson Mayowa (2019) and Richard Seymour (2009, 2011)...Has recorded 19.0 sacks in just 33 career games, tied for second fewest games to reach the mark (Khalil Mack -33 games, Bill Pickel – 33 games) and trailing only Anthony Smith (23.5 sacks in 31 games)...Marks the fourth multi-sack game of his career...(9/19) **at Pit.:** Started and recorded two tackles (two), including one tackle for loss...(9/26) **vs. Mia.:** Started and finished with one tackle in the overtime win...(10/4) **at LAC:** Recorded on tackle and one pass defended...(10/10) **vs. Chi.:** Started and appeared in an extensive role on defense...(10/17) **at Den.:** Finished with six tackles (two), three sacks, one pass defended and five quarterback hits...His three sacks are tied for the third-highest single-game total in the NFL this season...Became just the eighth player in franchise history with 20-plus sacks in his first three seasons in the NFL...(10/24) **vs. Phi.:** Recorded two tackles in the win...(11/7) **at NYG:** Started and recorded three tackles (three), including one tackle for loss...(11/14) **vs. KC:** Started and recorded five tackles (three)...(11/21) **vs. Cin.:** Started and recorded three tackles (one), including one tackle for loss...(11/25) **at Dal.:** Started and recorded one stop in the win, including one tackle for loss...(12/5) **vs. Was.:** Finished with four tackles (three), including one for loss...Added one pass defended...(12/12) **at KC:** Recorded five tackles, including one for loss and added one pass defended...(12/20) **at Cle.:** Recorded four tackles, all solo, in the win...(12/26) **vs. Den.:** Recorded his sixth sack of the season, taking down Drew Lock for a loss of seven yards...Finished with three tackles, including two for a loss and one sack...(1/2/22) **at Ind.:** Recorded two tackles in the win.

MAXX CROSBY'S NFL REGULAR SEASON DEFENSIVE STATISTICS

DATE	TEAM	GP	GS	TACKLES							INTERCEPTIONS					O. FUMB					ST					MISC	
				TK	S	A	TFL	YDS	SK	YDS	QBH	NO	YDS	LG	TD	PD	FF	FR	TD	YDS	TK	S	A	FF	FR	S	A
2019	Raiders	16	10	46	35	11	16	77	10.0	69.5	14	0	0	0	0	4	4	0	0	0	1	1	0	0	0	0	0
2020	Raiders	16	16	39	20	19	14	52	7.0	38.0	13	0	0	0	0	1	0	1	0	0	0	0	0	0	0	0	0
2021	Raiders	16	16	48	30	18	10	35	6.0	34.5	26	0	0	0	0	4	0	0	0	0	0	0	0	0	0	0	0
NFL TOTALS		48	42	133	85	48	40	164	23.0	142.0	53	0	0	0	0	9	4	1	0	0	1	1	0	0	0	0	0

MAXX CROSBY'S 2021 GXG REGULAR-SEASON STATISTICS (RAIDERS)

DATE	OPPONENT	P/S	TACKLES							INTERCEPTIONS					O. FUMB					ST					MISC		W/L	SCORE
			TK	S	A	SK	YDS	TFL	YDS	QBH	NO	YDS	LG	TD	PD	FF	FR	TD	YDS	TK	S	A	FF	FR	S	A		
09/13	Ravens	S	6	4	2	2.0	12.0	2	12	5	0	0	0	0	0	0	0	0	0	0	0	0	0	0	0	0	W	33-27+
09/19	at Steelers	S	2	2	0	0.0	0.0	1	0	5	0	0	0	0	0	0	0	0	0	0	0	0	0	0	0	0	W	26-17
09/26	Dolphins	S	1	0	1	0.0	0.0	0	0	2	0	0	0	0	0	0	0	0	0	0	0	0	0	0	0	0	W	31-28+
10/04	at Chargers	S	1	0	1	0.0	0.0	0	0	1	0	0	0	0	1	0	0	0	0	0	0	0	0	0	0	0	L	14-28
10/10	Bears	S	0	0	0	0.0	0.0	0	0	0	0	0	0	0	0	0	0	0	0	0	0	0	0	0	0	0	L	9-20
10/17	at Broncos	S	6	2	4	3.0	15.5	1	6	5	0	0	0	0	1	0	0	0	0	0	0	0	0	0	0	0	W	34-24
10/24	Eagles	S	2	2	0	0.0	0.0	0	0	1	0	0	0	0	0	0	0	0	0	0	0	0	0	0	0	0	W	33-22
11/07	at Giants	S	3	3	0	0.0	0.0	1	0	1	0	0	0	0	0	0	0	0	0	0	0	0	0	0	0	0	L	16-23
11/14	Chiefs	S	5	3	2	0.0	0.0	0	0	2	0	0	0	0	0	0	0	0	0	0	0	0	0	0	0	0	L	14-41
11/21	Bengals	S	3	1	2	0.0	0.0	1	1	1	0	0	0	0	0	0	0	0	0	0	0	0	0	0	0	0	L	13-32
11/25	at Cowboys	S	1	0	1	0.0	0.0	0	0	1	0	0	0	0	0	0	0	0	0	0	0	0	0	0	0	0	W	36-33+
12/05	Washington	S	4	3	1	0.0	0.0	1	4	0	0	0	0	0	1	0	0	0	0	0	0	0	0	0	0	0	L	15-17
12/12	at Chiefs	S	5	1	4	0.0	0.0	1	2	1	0	0	0	0	1	0	0	0	0	0	0	0	0	0	0	0	L	9-48
12/20	at Browns	S	4	4	0	0.0	0.0	0	0	0	0	0	0	0	0	0	0	0	0	0	0	0	0	0	0	0	W	16-14
12/26	Broncos	S	3	3	0	1.0	7.0	2	10	1	0	0	0	0	0	0	0	0	0	0	0	0	0	0	0	0	W	17-13
01/02	at Colts	S	2	2	0	0.0	0.0	0	0	0	0	0	0	0	0	0	0	0	0	0	0	0	0	0	0	0	W	23-20
2021 TOTALS		16-16	48	30	18	6.0	34.5	10	35	26	0	0	0	0	4	0	0	0	0	0	0	0	0	0	0	0	9-7	

+ - Overtime



DIVINE DEABLO

5

POSITION: LB
HT/WT: 6-3/226
ACQUIRED: D3B - '21
BORN: 08/17/98
RAIDERS SEASON: R
NFL SEASON: R
COLLEGE: Virginia Tech
HOMETOWN: Winston-Salem, N.C.

2021: (9/13) vs. Bal.: Made his NFL debut, appearing exclusively on special teams...(9/19) **at Pit.:** Appeared exclusively on special teams in the win...(9/26) **vs. Mia.:** Saw action in a reserve role on defense, recording one tackle...Also appeared on special teams...(10/4) **at LAC:** Appeared exclusively on special teams...(10/10) **vs. Chi.:** Saw action exclusively on special teams...(10/17) **at Den.:** Appeared exclusively on special teams...(10/24) **vs. Phi.:** Saw action exclusively on special teams in the win...(11/7) **at NYG:** Appeared exclusively on special teams...(11/14) **vs. KC:** Saw limited action on defense and contributed one tackle on special teams...(11/25) **at Dal.:** Saw extensive action on special teams...(12/5) **vs. Was.:** Finished with a career-high 10 tackles (seven solo)...Added one stop on special teams...(12/12) **at KC:** Finished second on the team with nine tackles (four)...Added one stop on special teams...(12/20) **at Cle.:** Finished with four tackles (two) in the win...(12/26) **vs. Den.:** Recorded on tackle on defense...(1/2/22) **at Ind.:** Led the team with nine tackles (nine), adding one pass defended.


DIVINE DEABLO'S NFL REGULAR SEASON DEFENSIVE STATISTICS

				TACKLES								INTERCEPTIONS							O. FUMB					ST					MISC	
DATE	TEAM	GP	GS	TK	S	A	TFL	YDS	SK	YDS	QBH	NO	YDS	LG	TD	PD	FF	FR	TD	YDS	TK	S	A	FF	FR	S	A			
2021	Raiders	16	4	34	23	11	1	0	0.0	0.0	0	0	0	0	0	1	0	0	0	0	5	3	2	0	0	0	0			
NFL TOTALS		16	4	34	23	11	1	0	0.0	0.0	0	0	0	0	0	1	0	0	0	0	5	3	2	0	0	0	0			

DIVINE DEABLO'S 2021 GXG REGULAR-SEASON STATISTICS (RAIDERS)

			TACKLES								INTERCEPTIONS					O. FUMB				ST					MISC		W/L	SCORE
DATE	OPPONENT	P/S	TK	S	A	SK	YDS	TFL	YDS	QBH	NO	YDS	LG	TD	PD	FF	FR	TD	YDS	TK	S	A	FF	FR	S	A		
09/13	Ravens	P	0	0	0	0.0	0.0	0	0	0	0	0	0	0	0	0	0	0	0	0	0	0	0	0	0	0	W	33-27+
09/19	at Steelers	P	0	0	0	0.0	0.0	0	0	0	0	0	0	0	0	0	0	0	0	0	0	0	0	0	0	0	W	26-17
09/26	Dolphins	P	1	1	0	0.0	0.0	0	0	0	0	0	0	0	0	0	0	0	0	0	0	0	0	0	0	0	W	31-28+
10/04	at Chargers	P	0	0	0	0.0	0.0	0	0	0	0	0	0	0	0	0	0	0	0	0	1	0	1	0	0	0	L	14-28
10/10	Bears	P	0	0	0	0.0	0.0	0	0	0	0	0	0	0	0	0	0	0	0	0	0	0	0	0	0	0	L	9-20
10/17	at Broncos	P	0	0	0	0.0	0.0	0	0	0	0	0	0	0	0	0	0	0	0	0	0	0	0	0	0	0	W	34-24
10/24	Eagles	P	0	0	0	0.0	0.0	0	0	0	0	0	0	0	0	0	0	0	0	0	0	0	0	0	0	0	W	33-22
11/07	at Giants	P	0	0	0	0.0	0.0	0	0	0	0	0	0	0	0	0	0	0	0	0	1	0	1	0	0	0	L	16-23
11/14	Chiefs	P	0	0	0	0.0	0.0	0	0	0	0	0	0	0	0	0	0	0	0	0	1	1	0	0	0	0	L	14-41
11/21	Bengals	P	0	0	0	0.0	0.0	0	0	0	0	0	0	0	0	0	0	0	0	0	0	0	0	0	0	0	L	13-32
11/25	at Cowboys	P	0	0	0	0.0	0.0	0	0	0	0	0	0	0	0	0	0	0	0	0	0	0	0	0	0	0	W	36-33+
12/05	Washington	P	10	7	3	0.0	0.0	0	0	0	0	0	0	0	0	0	0	0	0	0	1	1	0	0	0	0	L	15-17
12/12	at Chiefs	S	9	4	5	0.0	0.0	0	0	0	0	0	0	0	0	0	0	0	0	0	1	1	0	0	0	0	L	9-48
12/20	at Browns	S	4	2	2	0.0	0.0	0	0	0	0	0	0	0	0	0	0	0	0	0	0	0	0	0	0	0	W	16-14
12/26	Broncos	S	1	0	1	0.0	0.0	0	0	0	0	0	0	0	0	0	0	0	0	0	0	0	0	0	0	0	W	17-13
01/02	at Colts	S	9	9	0	0.0	0.0	1	0	0	0	0	0	0	1	0	0	0	0	0	0	0	0	0	0	0	W	23-20
2021 TOTALS		16-4	34	23	11	0.0	0.0	1	0	0	0	0	0	0	0	1	0	0	0	0	5	3	2	0	0	0	0	9-7

+ - Overtime



BRYAN EDWARDS

89

POSITION: WR
HT/WT: 6-3/215
ACQUIRED: D3B-'20
BORN: 11/13/98
RAIDERS SEASON: 2
NFL SEASON: 2
COLLEGE: South Carolina
HOMETOWN: Conway, S.C.

2021: (9/13) vs. Bal.: Recorded four receptions for 81 yards with a 32-yard long in the win...**(9/19) at Pit.:** Finished with three receptions for 40 yards with an 18-yard long...**(9/26) vs. Mia.:** Started and recorded three receptions for a career-high 89 yards with a 34-yard long...**(10/4) at LAC:** Recorded one reception for four yards...**(10/10) vs. Chi.:** Finished with two receptions for 22 yards...**(10/17) at Den.:** Recorded two receptions for 67 yards, including a career-long 51 yard reception...**(10/24) vs. Phi.:** Finished with three receptions for 43 yards with one TD, marking his first of the season...**(11/7) at NYG:** Made his seventh start of the season...**(11/14) vs. KC:** Finished with a team-high 88 receiving yards on three receptions (29.3 avg.) with one TD...His 37-yard TD reception from QB Derek Carr marked the second-longest of his career, while his 88 receiving yards were his second-highest single-game total in his career...**(11/21) vs. Cin.:** Appeared exclusively on offense...**(11/25) at Dal.:** Recorded one reception for 12 yards...**(12/5) vs. Was.:** Finished with three receptions for 30 yards...**(12/12) at KC:** Recorded two receptions for 24 yards...**(12/20) at Cle.:** Recorded his fourth career TD on a 12-yard pass from QB Derek Carr...**(1/2/22) at Ind.:** Appeared on offense in the win.

BRYAN EDWARDS' NFL REGULAR SEASON RUSHING/RECEIVING STATISTICS

DATE	TEAM	GP	GS	RECEIVING					RUSHING				
				NO.	YDS.	AVG.	LG	TD	NO.	YDS.	AVG.	LG	TD
2020	Raiders	12	3	11	193	17.5	34	1	0	0	0.0	0	0
2021	Raiders	15	11	30	508	16.9	51	3	1	0	0.0	0	0
NFL TOTALS		27	14	41	701	17.1	51	4	1	0	0.0	0	0


BRYAN EDWARDS' NFL REGULAR SEASON RETURN STATISTICS

KICKOFF RETURNS							PUNT RETURNS					
DATE	TEAM	RET.	YDS.	AVG.	LG	TD	NO.	FC	YDS.	AVG.	LG	TD
2020	Raiders	0	0	0.0	0	0	0	0	0	0.0	0	0
2021	Raiders	0	0	0.0	0	0	0	0	0	0.0	0	0
NFL TOTALS		0	0	0.0	0	0	0	0	0	0.0	0	0

BRYAN EDWARDS' 2021 GXG REGULAR-SEASON STATISTICS (RAIDERS)

DATE	OPPONENT	P/S	RECEIVING					RUSHING					W/L	SCORE
			NO.	YDS.	AVG.	LG	TD	NO.	YDS.	AVG.	LG	TD		
09/13	Ravens	S	4	81	20.3	32	0	0	0	0.0	0	0	W	33-27+
09/19	at Steelers	P	3	40	13.3	18	0	0	0	0.0	0	0	W	26-17
09/26	Dolphins	S	3	89	29.7	34	0	0	0	0.0	0	0	W	31-28+
10/04	at Chargers	S	1	4	4.0	4	0	0	0	0.0	0	0	L	14-28
10/10	Bears	S	2	22	11.0	12	0	0	0	0.0	0	0	L	9-20
10/17	at Broncos	S	2	67	33.5	51	0	0	0	0.0	0	0	W	34-24
10/24	Eagles	S	3	43	14.3	24	1	0	0	0.0	0	0	W	33-22
11/07	at Giants	S	0	0	0.0	0	0	0	0	0.0	0	0	L	16-23
11/14	Chiefs	S	3	88	29.3	37t	1	0	0	0.0	0	0	L	14-41
11/21	Bengals	S	0	0	0.0	0	0	1	0	0.0	0	0	L	13-32
11/25	at Cowboys	P	1	12	12.0	12	0	0	0	0.0	0	0	W	36-33+
12/05	Washington	S	3	30	10.0	18	0	0	0	0.0	0	0	L	15-17
12/12	at Chiefs	P	2	24	12.0	18	0	0	0	0.0	0	0	L	9-48
12/20	at Browns	S	3	8	2.7	8	1	0	0	0.0	0	0	W	16-14
01/02	at Colts	P	0	0	0.0	0	0	0	0	0.0	0	0	W	23-20
2021 TOTALS		15-11	30	508	16.9	51	3	1	0	0.0	0	0	8-7	

+ - Overtime



JERMAINE ELUEMUNOR

72

POSITION: OL

HT/WT: 6-4/335

ACQUIRED: FA-'21

BORN: 12/13/94

RAIDERS SEASON: 1

NFL SEASON: 5

COLLEGE: Texas A&M

HOMETOWN: Rockaway, N.J.

2021: (9/13) vs. Bal.: Filled in at right guard due to injuries on the line...Helped allow QB Derek Carr to record 435 passing yards, marking the third-most of his career...**(9/19) at Pit.:** Started at right guard in the win, helping Carr complete 28-of-37 passes for 382 yards with two TDs for a passer rating of 126.2...**(9/26) vs. Mia.:** Started at right guard in the win...Helped pave the way for a season-high 497 yards of total offense, including 140 rushing yards...Allowed Carr to complete 26-of-43 passing for 386 yards, marking his third consecutive game with at least 325 passing yards...**(10/4) at LAC:** Started at right guard in the contest, while also seeing action on special teams...**(10/10) vs. Chi.:** Appeared in a reserve role on special teams...**(10/17) at Den.:** Saw action exclusively on special teams...**(10/24) vs. Phi.:** Appeared exclusively on special teams...**(11/7) at NYG:** Saw action in a limited role on special teams...**(11/14) vs. KC:** Saw limited action on special teams...**(11/21) vs. Cin.:** Appeared in a limited role on special teams...**(11/25) at Dal.:** Saw limited action on special teams...**(12/5) vs. Was.:** Inactive...**(12/12) at KC:** Inactive...**(12/20) at Cle.:** Appeared in a reserve role on special teams...**(1/2/22) at Ind.:** Saw action exclusively on special teams.

JERMAINE ELUEMUNOR'S NFL REGULAR SEASON STATISTICS

DATE	TEAM	GP	GS
2017	Ravens	8	2
2018	Ravens	9	1
2019	Ravens	0	0
2019	Patriots	10	0
2019	TOTAL	10	0
2020	Patriots	12	8
2021	Dolphins	1	1
2021	Jaguars	0	0
2021	TOTAL	1	1
NFL TOTALS		40	12

 Went from **Baltimore** to **New England**.

 Went from **Miami** to **Jacksonville**.

JERMAINE ELUEMUNOR'S 2021 GXG REGULAR-SEASON STATISTICS (DOLPHINS)

DATE	OPPONENT	P/S		W/L	SCORE
09/12	at Patriots		DID NOT PLAY	W	17-16
09/19	Bills		DID NOT PLAY	L	0-35
09/26	at Raiders	S		L	28-31+
10/03	Colts		DID NOT PLAY	L	17-27
10/10	at Buccaneers		DID NOT PLAY	L	17-45
10/24	Falcons		DID NOT PLAY	L	28-30
10/31	at Bills		DID NOT PLAY	L	11-26
11/07	Texans		DID NOT PLAY	W	17-9
11/11	Ravens		DID NOT PLAY	W	22-10
11/21	at Jets		DID NOT PLAY	W	24-17
11/28	Panthers		DID NOT PLAY	W	33-10
12/05	Giants		DID NOT PLAY	W	20-9
12/19	Jets		DID NOT PLAY	W	31-24
12/27	at Saints		DID NOT PLAY	W	20-3
01/02	at Titans		DID NOT PLAY	L	3-34
2021 TOTALS		1-1		8-7	

+ - Overtime



BRANDON FACYSON

35

POSITION: CB
HT/WT: 6-2/197
ACQUIRED: FA-'21
BORN: 09/08/94
RAIDERS SEASON: 1
NFL SEASON: 4
COLLEGE: Virginia Tech
HOMETOWN: Newnan, Ga.

2021: (10/10) vs. Chi.: Made his Raiders debut, appearing in a reserve role on special teams...(10/17) **at Den.:** Recorded his first career INT, picking off QB Teddy Bridgewater on fourth-and-1...(10/24) **vs. Phi.:** Tied for the team lead with eight tackles, adding three passes defended...Recorded one stop on special teams...(11/7) **at NYG:** Started at cornerback, finishing third on the team with seven tackles (four solo)...(11/14) **vs. KC:** Started and finished with six tackles (four)...(11/21) **vs. Cin.:** Totaled six tackles (three) and three passes defended on defense...Added one stop on special teams...(11/25) **at Dal.:** Finished with six tackles (five) in the win...(12/5) **vs. Was.:** Recorded three tackles on defense...(12/12) **at KC:** Finished with two tackles...(12/20) **at Cle.:** Finished with four tackles, while adding a career-high three passes defended...(1/2/22) **at Ind.:** Recorded one tackle in the win, while also appearing on special teams.

BRANDON FACYSON'S NFL REGULAR SEASON DEFENSIVE STATISTICS

DATE	TEAM	GP	GS	TACKLES						INTERCEPTIONS						O. FUMB				ST				MISC			
				TK	S	A	TFL	YDS	SK	YDS	QBH	NO	YDS	LG	TD	PD	FF	FR	TD	YDS	TK	S	A	FF	FR	S	A
2018	Chargers	15	0	0	0	0	0	0	0.0	0.0	0	0	0	0	0	0	0	0	0	0	3	2	1	0	1	0	0
2019	Chargers	16	4	35	25	10	2	8	0.0	0.0	0	0	0	0	0	1	0	0	0	0	6	5	1	0	1	0	0
2020	Chargers	13	0	7	6	1	0	0	0.0	0.0	0	0	0	0	0	0	1	0	0	0	9	7	2	0	0	0	0
2021	Chargers	0	0	0	0	0	0	0	0.0	0.0	0	0	0	0	0	0	0	0	0	0	0	0	0	0	0	0	0
Went from L.A. Chargers to Las Vegas.																											
2021	Raiders	11	8	46	33	13	1	3	0.0	0.0	1	1	0	0	0	11	0	0	0	0	2	2	0	0	0	0	0
2021	TOTAL	11	8	46	33	13	1	3	0.0	0.0	1	1	0	0	0	11	0	0	0	0	2	2	0	0	0	0	0
NFL TOTALS		55	12	88	64	24	3	11	0.0	0.0	1	1	0	0	0	12	1	0	0	0	20	16	4	0	2	0	0

BRANDON FACYSON'S 2021 GXG REGULAR-SEASON STATISTICS (CHARGERS/RAIDERS)

			TACKLES								INTERCEPTIONS					O. FUMB				ST					MISC				
DATE	OPPONENT	P/S	TK	S	A	SK	YDS	TFL	YDS	QBH	NO	YDS	LG	TD	PD	FF	FR	TD	YDS	TK	S	A	FF	FR	S	A	W/L	SCORE	
09/12	at Washington		DID NOT PLAY																								W	20-16	
09/19	Cowboys		PRACTICE SQUAD																								L	17-20	
09/26	at Chiefs		PRACTICE SQUAD																								W	30-24	
10/04	Raiders		PRACTICE SQUAD																								W	28-14	
Went from Chargers to Raiders .																													
10/10	Bears	P	0	0	0	0.0	0.0	0	0	0	0	0	0	0	0	0	0	0	0	0	0	0	0	0	0	0	L	9-20	
10/17	at Broncos	P	3	2	1	0.0	0.0	0	0	0	1	0	0	0	2	0	0	0	0	0	0	0	0	0	0	0	0	W	34-24
10/24	Eagles	S	8	7	1	0.0	0.0	0	0	0	0	0	0	0	3	0	0	0	0	1	1	0	0	0	0	0	0	W	33-22
11/07	at Giants	S	7	4	3	0.0	0.0	0	0	0	0	0	0	0	0	0	0	0	0	0	0	0	0	0	0	0	0	L	16-23
11/14	Chiefs	S	6	4	2	0.0	0.0	0	0	0	0	0	0	0	0	0	0	0	0	0	0	0	0	0	0	0	0	L	14-41
11/21	Bengals	S	6	3	3	0.0	0.0	0	0	0	0	0	0	0	3	0	0	0	0	1	1	0	0	0	0	0	0	L	13-32
11/25	at Cowboys	S	6	5	1	0.0	0.0	0	0	0	0	0	0	0	0	0	0	0	0	0	0	0	0	0	0	0	0	W	36-33+
12/05	Washington	S	3	2	1	0.0	0.0	0	0	0	0	0	0	0	0	0	0	0	0	0	0	0	0	0	0	0	0	L	15-17
12/12	at Chiefs	P	2	1	1	0.0	0.0	0	0	0	0	0	0	0	0	0	0	0	0	0	0	0	0	0	0	0	0	L	9-48
12/20	at Browns	S	4	4	0	0.0	0.0	0	0	0	0	0	0	0	3	0	0	0	0	0	0	0	0	0	0	0	0	W	16-14
12/26	Broncos		RESERVE/COVID-19																								W	17-13	
01/02	at Colts	S	1	1	0	0.0	0.0	1	3	1	0	0	0	0	0	0	0	0	0	0	0	0	0	0	0	0	0	W	23-20
2021 TOTALS		11-8	46	33	13	0.0	0.0	1	3	1	1	0	0	0	11	0	0	0	0	2	2	0	0	0	0	0	0	9-7	

+ - Overtime



CLELIN FERRELL

99

POSITION: DE
HT/WT: 6-4/265
ACQUIRED: D1A-'19
BORN: 05/17/97
RAIDERS SEASON: 3
NFL SEASON: 3
COLLEGE: Clemson
HOMETOWN: Richmond, Va.

2021: (9/13) vs. Bal.: Inactive...(9/19) at Pit.: Appeared in a reserve role on defense...(9/26) vs. Mia.: Recorded one tackle in a reserve role on defense...(10/4) at LAC: Recorded one tackle on defense...(10/10) vs. Chi.: Saw action in a reserve role on both defense and special teams...(10/17) at Den.: Recorded one tackle on defense and appeared on special teams...(10/24) vs. Phi.: Appeared on defense in a reserve role...(11/7) at NYG: Appeared exclusively on defense...(11/14) vs. KC: Appeared in a reserve role and recorded one tackle and one pass defended...(11/21) vs. Cin.: Recorded one tackle on defense...(11/25) at Dal.: Finished with one stop on special teams...(12/5) vs. Was.: Recorded one tackle on defense...(12/12) at KC: Recorded his first sack of the season, taking down Patrick Mahomes for a loss of three yards...Finished with three tackles (two)...(12/20) at Cle.: Recorded two tackles on defense and added one stop on special teams...(12/26) vs. Den.: Saw action on both defense and special teams...(1/2/22) at Ind.: Appeared in a reserve role on defense and special teams.

CLELIN FERRELL'S NFL REGULAR SEASON DEFENSIVE STATISTICS

				TACKLES								INTERCEPTIONS						O. FUMB					ST					MISC	
DATE	TEAM	GP	GS	TK	S	A	TFL	YDS	SK	YDS	QBH	NO	YDS	LG	TD	PD	FF	FR	TD	YDS	TK	S	A	FF	FR	S	A		
2019	Raiders	15	15	38	24	14	8	39	4.5	35.0	8	0	0	0	0	5	0	1	0	0	0	0	0	0	0	0	0		
2020	Raiders	11	11	27	18	9	3	4	2.0	7.0	10	0	0	0	0	3	2	0	0	0	0	0	0	0	0	0	0		
2021	Raiders	15	0	11	6	5	1	3	1.0	3.0	3	0	0	0	0	1	0	0	0	0	2	2	0	0	0	0	0		
NFL TOTALS		41	26	76	48	28	12	46	7.5	45.0	21	0	0	0	0	9	2	1	0	0	2	2	0	0	0	0	0		

CLELIN FERRELL'S 2021 GXG REGULAR-SEASON STATISTICS (RAIDERS)

DATE	OPPONENT	P/S	TACKLES							INTERCEPTIONS					O. FUMB				ST				MISC		W/L	SCORE
			TK	S	A	SK	YDS	TFL	YDS	QBH	NO	YDS	LG	TD	PD	FF	FR	TD	YDS	TK	S	A	FF	FR		
09/13	Ravens		ON INACTIVE LIST																				W	33-27+		
09/19	at Steelers	P	0	0	0	0.0	0.0	0	0	0	0	0	0	0	0	0	0	0	0	0	0	0	0	0	W	26-17
09/26	Dolphins	P	1	0	1	0.0	0.0	0	0	0	0	0	0	0	0	0	0	0	0	0	0	0	0	0	W	31-28+
10/04	at Chargers	P	1	1	0	0.0	0.0	0	0	0	0	0	0	0	0	0	0	0	0	0	0	0	0	0	L	14-28
10/10	Bears	P	0	0	0	0.0	0.0	0	0	0	0	0	0	0	0	0	0	0	0	0	0	0	0	0	L	9-20
10/17	at Broncos	P	1	1	0	0.0	0.0	0	0	1	0	0	0	0	0	0	0	0	0	0	0	0	0	0	W	34-24
10/24	Eagles	P	0	0	0	0.0	0.0	0	0	0	0	0	0	0	0	0	0	0	0	0	0	0	0	0	W	33-22
11/07	at Giants	P	0	0	0	0.0	0.0	0	0	0	0	0	0	0	0	0	0	0	0	0	0	0	0	0	L	16-23
11/14	Chiefs	P	1	0	1	0.0	0.0	0	0	0	0	0	0	0	1	0	0	0	0	0	0	0	0	0	L	14-41
11/21	Bengals	P	1	1	0	0.0	0.0	0	0	0	0	0	0	0	0	0	0	0	0	0	0	0	0	0	L	13-32
11/25	at Cowboys	P	0	0	0	0.0	0.0	0	0	0	0	0	0	0	0	0	0	0	1	1	0	0	0	0	W	36-33+
12/05	Washington	P	1	0	1	0.0	0.0	0	0	0	0	0	0	0	0	0	0	0	0	0	0	0	0	0	L	15-17
12/12	at Chiefs	P	3	2	1	1.0	3.0	1	3	1	0	0	0	0	0	0	0	0	0	0	0	0	0	0	L	9-48
12/20	at Browns	P	2	1	1	0.0	0.0	0	0	1	0	0	0	0	0	0	0	0	1	1	0	0	0	0	W	16-14
12/26	Broncos	P	0	0	0	0.0	0.0	0	0	0	0	0	0	0	0	0	0	0	0	0	0	0	0	0	W	17-13
01/02	at Colts	P	0	0	0	0.0	0.0	0	0	0	0	0	0	0	0	0	0	0	0	0	0	0	0	0	W	23-20
2021 TOTALS		15-0	11	6	5	1.0	3.0	1	3	3	0	0	0	0	1	0	0	0	0	2	2	0	0	0	0	9-7

+ - Overtime



TYREE GILLESPIE

37

POSITION: S

HT/WT: 6-0/207

ACQUIRED: D4 - '21

BORN: 05/09/97

RAIDERS SEASON: R

NFL SEASON: R

COLLEGE: Missouri

HOMETOWN: Ocala, Fla.

2021: (9/13) vs. Bal.: Made his NFL debut, appearing exclusively on special teams...**(9/19) at Pit.:** Saw action in a reserve role on defense...Also appeared on special teams, assisting on one stop with the unit...**(9/26) vs. Mia.:** Appeared on both defense and special teams...**(10/4) at LAC:** Saw action exclusively on special teams, recording one stop with the unit...**(10/10) vs. Chi.:** Appeared in a reserve role on special teams...**(10/17) at Den.:** Made one stop one special teams...**(10/24) vs. Phi.:** Saw action exclusively on special teams...**(11/7) at NYG:** Appeared exclusively on special teams, recording one stop with the unit...**(11/14) vs. KC:** Inactive...**(12/26) vs. Den.:** Returned to action, recording one stop on special teams...Also appeared in a limited role on defense...**(1/2/22) at Ind.:** Saw action exclusively on special teams.

TYREE GILLESPIE'S NFL REGULAR SEASON DEFENSIVE STATISTICS

DATE	TEAM	GP	GS	TACKLES					QBH	INTERCEPTIONS					O. FUMB					ST					MISC	
				TK	S	A	TFL	YDS	SK	YDS	NO	YDS	LG	TD	PD	FF	FR	TD	YDS	TK	S	A	FF	FR	S	A
2021	Raiders	10	0	2	0	2	0	0	0.0	0.0	0	0	0	0	0	0	0	0	0	6	1	5	0	0	0	0
NFL TOTALS		10	0	2	0	2	0	0	0.0	0.0	0	0	0	0	0	0	0	0	0	6	1	5	0	0	0	0

TYREE GILLESPIE'S 2021 GXG REGULAR-SEASON STATISTICS (RAIDERS)

DATE	OPPONENT	P/S	TACKLES					QBH	INTERCEPTIONS					O. FUMB					ST					MISC		W/L	SCORE
			TK	S	A	SK	YDS	TFL	YDS	NO	YDS	LG	TD	PD	FF	FR	TD	YDS	TK	S	A	FF	FR	S	A		
09/13	Ravens	P	0	0	0	0.0	0.0	0	0	0	0	0	0	0	0	0	0	0	0	0	0	0	0	0	0	W	33-27+
09/19	at Steelers	P	0	0	0	0.0	0.0	0	0	0	0	0	0	0	0	0	0	0	1	0	1	0	0	0	0	W	26-17
09/26	Dolphins	P	2	0	2	0.0	0.0	0	0	0	0	0	0	0	0	0	0	0	1	0	1	0	0	0	0	W	31-28+
10/04	at Chargers	P	0	0	0	0.0	0.0	0	0	0	0	0	0	0	0	0	0	0	1	1	0	0	0	0	0	L	14-28
10/10	Bears	P	0	0	0	0.0	0.0	0	0	0	0	0	0	0	0	0	0	0	0	0	0	0	0	0	0	L	9-20
10/17	at Broncos	P	0	0	0	0.0	0.0	0	0	0	0	0	0	0	0	0	0	0	1	0	1	0	0	0	0	W	34-24
10/24	Eagles	P	0	0	0	0.0	0.0	0	0	0	0	0	0	0	0	0	0	0	0	0	0	0	0	0	0	W	33-22
11/07	at Giants	P	0	0	0	0.0	0.0	0	0	0	0	0	0	0	0	0	0	0	1	0	1	0	0	0	0	L	16-23
11/14	Chiefs		ON INACTIVE LIST																							L	14-41
11/21	Bengals		INJURED RESERVE																							L	13-32
11/25	at Cowboys		INJURED RESERVE																							W	36-33+
12/05	Washington		INJURED RESERVE																							L	15-17
12/12	at Chiefs		INJURED RESERVE - DESIGNATED FOR RETURN																							L	9-48
12/20	at Browns		INJURED RESERVE - DESIGNATED FOR RETURN																							W	16-14
12/26	Broncos	P	0	0	0	0.0	0.0	0	0	0	0	0	0	0	0	0	0	0	1	0	1	0	0	0	0	W	17-13
01/02	at Colts	P	0	0	0	0.0	0.0	0	0	0	0	0	0	0	0	0	0	0	0	0	0	0	0	0	0	W	23-20
2021 TOTALS		10-0	2	0	2	0.0	0.0	0	0	0	0	0	0	0	0	0	0	0	6	1	5	0	0	0	0	9-7	

+ - Overtime



JOHNATHAN HANKINS

90

POSITION: DT
HT/WT: 6-3/340
ACQUIRED: FA-'18
BORN: 03/30/92
RAIDERS SEASON: 4
NFL SEASON: 9
COLLEGE: Ohio State
HOMETOWN: Dearborn Heights, Mich.

2021: (9/13) vs. Bal.: Finished with two tackles on defense...(9/19) at Pit.: Started in the contest, seeing action on both defense and special teams...(9/26) vs. Mia.: Started in the win, recording five tackles (two solo)...(10/4) at LAC: Started and recorded four tackles in the contest...(10/10) vs. Chi.: Finished with one tackle...(10/17) at Den.: Inactive...(10/24) vs. Phi.: Returned to action, finishing with four stops on defense...(11/7) at NYG: Recorded two tackles...(11/14) vs. KC: Started and recorded five tackles (two), including one tackle for loss...(11/21) vs. Cin.: Finished with two tackles...(11/25) at Dal.: Started and finished with three tackles (two) and one pass defended...(12/5) vs. Was.: Appeared on both defense and special teams...(12/12) at KC: Recorded four tackles (three)...(12/20) at Cle.: Totaled a season-high four tackles in the win...(12/26) vs. Den.: Inactive...(1/2/22) at Ind.: Inactive.

JOHNATHAN HANKINS' NFL REGULAR SEASON DEFENSIVE STATISTICS

DATE	TEAM	GP	GS	TACKLES							INTERCEPTIONS							O. FUMB				ST				MISC	
				TK	S	A	TFL	YDS	SK	YDS	QBH	NO	YDS	LG	TD	PD	FF	FR	TD	YDS	TK	S	A	FF	FR	S	A
2013	Giants	11	0	16	9	7	2	2	0.0	0.0	2	0	0	0	0	0	0	0	0	0	0	0	0	0	0	0	0
2014	Giants	16	16	51	30	21	8	37	7.0	53.0	13	0	0	0	0	3	1	0	0	0	0	0	0	0	0	0	0
2015	Giants	9	9	30	21	9	1	0	0.0	0.0	2	0	0	0	0	1	1	0	0	0	0	0	0	0	0	0	0
2016	Giants	16	16	43	29	14	8	6	3.0	16.5	10	0	0	0	0	0	1	0	0	0	0	0	0	0	0	0	0
2017	Colts	15	15	44	24	20	4	7	2.0	3.0	5	0	0	0	0	3	0	0	0	0	0	0	0	0	0	0	0
2018	Raiders	15	14	36	21	15	4	9	0.0	0.0	2	0	0	0	0	0	0	2	0	0	0	0	0	0	0	0	0
2019	Raiders	16	16	50	28	22	7	13	1.5	7.5	6	0	0	0	0	1	0	0	0	0	0	0	0	0	0	0	0
2020	Raiders	16	16	48	27	21	1	9	1.0	9.0	4	0	0	0	0	0	0	1	0	0	0	0	0	0	0	0	0
2021	Raiders	13	13	37	15	22	1	1	0.0	0.0	2	0	0	0	0	1	0	0	0	0	0	0	0	0	0	0	0
NFL TOTALS		127	115	355	204	151	36	84	14.5	89.0	46	0	0	0	0	9	3	3	0	0	0	0	0	0	0	0	0

JOHNATHAN HANKINS' 2021 GYG REGULAR-SEASON STATISTICS (RAIDERS)

			TACKLES								INTERCEPTIONS					O. FUMB				ST					MISC			
DATE	OPPONENT	P/S	TK	S	A	SK	YDS	TFL	YDS	QBH	NO	YDS	LG	TD	PD	FF	FR	TD	YDS	TK	S	A	FF	FR	S	A	W/L	SCORE
09/13	Ravens	S	2	0	2	0.0	0.0	0	0	1	0	0	0	0	0	0	0	0	0	0	0	0	0	0	0	0	W	33-27+
09/19	at Steelers	S	0	0	0	0.0	0.0	0	0	0	0	0	0	0	0	0	0	0	0	0	0	0	0	0	0	0	W	26-17
09/26	Dolphins	S	5	2	3	0.0	0.0	0	0	1	0	0	0	0	0	0	0	0	0	0	0	0	0	0	0	0	W	31-28+
10/04	at Chargers	S	4	1	3	0.0	0.0	0	0	0	0	0	0	0	0	0	0	0	0	0	0	0	0	0	0	0	L	14-28
10/10	Bears	S	1	1	0	0.0	0.0	0	0	0	0	0	0	0	0	0	0	0	0	0	0	0	0	0	0	0	L	9-20
10/17	at Broncos		ON INACTIVE LIST																					W	34-24			
10/24	Eagles	S	5	1	4	0.0	0.0	0	0	0	0	0	0	0	0	0	0	0	0	0	0	0	0	0	0	0	W	33-22
11/07	at Giants	S	2	1	1	0.0	0.0	0	0	0	0	0	0	0	0	0	0	0	0	0	0	0	0	0	0	0	L	16-23
11/14	Chiefs	S	5	2	3	0.0	0.0	1	1	0	0	0	0	0	0	0	0	0	0	0	0	0	0	0	0	0	L	14-41
11/21	Bengals	S	2	1	1	0.0	0.0	0	0	0	0	0	0	0	0	0	0	0	0	0	0	0	0	0	0	0	L	13-32
11/25	at Cowboys	S	3	2	1	0.0	0.0	0	0	0	0	0	0	0	1	0	0	0	0	0	0	0	0	0	0	0	W	36-33+
12/05	Washington	S	0	0	0	0.0	0.0	0	0	0	0	0	0	0	0	0	0	0	0	0	0	0	0	0	0	0	L	15-17
12/12	at Chiefs	S	4	3	1	0.0	0.0	0	0	0	0	0	0	0	0	0	0	0	0	0	0	0	0	0	0	0	L	9-48
12/20	at Browns	S	4	1	3	0.0	0.0	0	0	0	0	0	0	0	0	0	0	0	0	0	0	0	0	0	0	0	W	16-14
12/26	Broncos		ON INACTIVE LIST																					W	17-13			
01/02	at Colts		ON INACTIVE LIST																					W	23-20			
2021 TOTALS		13-13	37	15	22	0.0	0.0	1	1	2	0	0	0	0	1	0	0	0	0	0	0	0	0	0	0	0	9-7	

+ - Overtime



CASEY HAYWARD JR.

29

POSITION: CB

HT/WT: 5-11/192

ACQUIRED: UFA -'21 (LAC)

BORN: 09/09/89

RAIDERS SEASON: 1

NFL SEASON: 10

COLLEGE: Vanderbilt

HOMETOWN: Perry, Ga.

2021: (9/13) vs. Bal.: Made his Raiders debut at cornerback, recording two tackles (two solo) in the win...**(9/19) at Pit.:** Started and saw extensive action on defense, recording two tackles (one) and tying the team lead with two passes defended...**(9/26) vs. Mia.:** Started in the win, recording four tackles...**(10/4) at LAC:** Started and recorded two tackles...**(10/10) vs. Chi.:** Played every snap, finishing with three tackles (three) and one pass defended...**(10/17) at Den.:** Finished with three tackles and one pass defended...**(10/24) vs. Phi.:** Recorded two stops on defense in the win...**(11/7) at NYG:** Recorded one tackle...**(11/14) vs. KC:** Started and recorded two tackles...**(11/21) vs. Cin.:** Finished with four tackles (two)...**(11/25) at Dal.:** Recorded six tackles (five) in the win...**(12/5) vs. Was.:** Finished with three tackles (two) and one pass defended...**(12/12) at KC:** Recorded three tackles...**(12/20) at Cle.:** Finished with two tackles on defense...**(1/2/22) at Ind.:** Recorded two tackles and one pass defended in the win.


CASEY HAYWARD JR.'S NFL REGULAR SEASON DEFENSIVE STATISTICS

DATE	TEAM	GP	GS	TACKLES							INTERCEPTIONS							O. FUMB				ST				MISC	
				TK	S	A	TFL	YDS	SK	YDS	QBH	NO	YDS	LG	TD	PD	FF	FR	TD	YDS	TK	S	A	FF	FR	S	A
2012	Packers	16	7	48	35	13	1	0	0.0	0.0	1	6	81	24	0	20	1	0	0	0	5	5	0	0	0	0	0
2013	Packers	3	1	8	5	3	0	0	0.0	0.0	0	0	0	0	0	0	0	0	0	0	0	0	0	0	0	0	0
2014	Packers	16	1	36	28	8	2	4	0.0	0.0	1	3	113	82t	1	7	0	2	1	49	6	5	1	0	0	0	0
2015	Packers	16	11	63	55	8	3	5	0.0	0.0	1	0	0	0	0	7	0	0	0	0	2	1	1	0	0	0	0
2016	Chargers	16	14	57	50	7	1	2	0.0	0.0	0	7	102	31	1	20	0	0	0	0	1	1	0	0	0	0	0
2017	Chargers	16	16	40	33	7	2	4	0.0	0.0	0	4	7	7	0	22	1	2	0	11	0	0	0	0	0	0	0
2018	Chargers	16	16	46	41	5	1	2	0.0	0.0	0	0	0	0	0	8	0	0	0	0	0	0	0	0	0	0	0
2019	Chargers	16	16	32	28	4	0	0	0.0	0.0	0	2	37	37	0	8	0	0	0	0	0	0	0	0	0	0	0
2020	Chargers	14	13	41	36	5	0	0	0.0	0.0	0	1	9	9	0	8	0	0	0	0	0	0	0	0	0	0	0
2021	Raiders	16	16	43	37	6	3	2	0.0	0.0	0	0	0	0	0	6	0	0	0	0	0	0	0	0	0	0	0
NFL TOTALS		145	111	414	348	66	13	19	0.0	0.0	3	23	349	82T	2	106	2	4	1	60	14	12	2	0	0	0	0

CASEY HAYWARD JR.'S 2021 GXG REGULAR-SEASON STATISTICS (RAIDERS)

DATE	OPPONENT	P/S	TACKLES							INTERCEPTIONS							O. FUMB				ST				MISC		W/L	SCORE
			TK	S	A	SK	YDS	TFL	YDS	QBH	NO	YDS	LG	TD	PD	FF	FR	TD	YDS	TK	S	A	FF	FR	S	A		
09/13	Ravens	S	2	2	0	0.0	0.0	0	0	0	0	0	0	0	0	0	0	0	0	0	0	0	0	0	0	0	W	33-27+
09/19	at Steelers	S	2	1	1	0.0	0.0	0	0	0	0	0	0	0	2	0	0	0	0	0	0	0	0	0	0	0	W	26-17
09/26	Dolphins	S	4	4	0	0.0	0.0	1	1	0	0	0	0	0	0	0	0	0	0	0	0	0	0	0	0	0	W	31-28+
10/04	at Chargers	S	2	2	0	0.0	0.0	1	1	0	0	0	0	0	0	0	0	0	0	0	0	0	0	0	0	0	L	14-28
10/10	Bears	S	3	3	0	0.0	0.0	0	0	0	0	0	0	0	1	0	0	0	0	0	0	0	0	0	0	0	L	9-20
10/17	at Broncos	S	3	3	0	0.0	0.0	0	0	0	0	0	0	0	1	0	0	0	0	0	0	0	0	0	0	0	W	34-24
10/24	Eagles	S	2	2	0	0.0	0.0	0	0	0	0	0	0	0	0	0	0	0	0	0	0	0	0	0	0	0	W	33-22
11/07	at Giants	S	1	1	0	0.0	0.0	0	0	0	0	0	0	0	0	0	0	0	0	0	0	0	0	0	0	0	L	16-23
11/14	Chiefs	S	2	2	0	0.0	0.0	0	0	0	0	0	0	0	0	0	0	0	0	0	0	0	0	0	0	0	L	14-41
11/21	Bengals	S	4	3	1	0.0	0.0	1	0	0	0	0	0	0	0	0	0	0	0	0	0	0	0	0	0	0	L	13-32
11/25	at Cowboys	S	6	5	1	0.0	0.0	0	0	0	0	0	0	0	0	0	0	0	0	0	0	0	0	0	0	0	W	36-33+
12/05	Washington	S	3	2	1	0.0	0.0	0	0	0	0	0	0	0	1	0	0	0	0	0	0	0	0	0	0	0	L	15-17
12/12	at Chiefs	S	3	1	2	0.0	0.0	0	0	0	0	0	0	0	0	0	0	0	0	0	0	0	0	0	0	0	L	9-48
12/20	at Browns	S	2	2	0	0.0	0.0	0	0	0	0	0	0	0	0	0	0	0	0	0	0	0	0	0	0	0	W	16-14
12/26	Broncos	S	2	2	0	0.0	0.0	0	0	0	0	0	0	0	0	0	0	0	0	0	0	0	0	0	0	0	W	17-13
01/02	at Colts	S	2	2	0	0.0	0.0	0	0	0	0	0	0	0	1	0	0	0	0	0	0	0	0	0	0	0	W	23-20
2021 TOTALS		16-16	43	37	6	0.0	0.0	3	2	0	0	0	0	0	6	0	0	0	0	0	0	0	0	0	0	0	9-7	

+ - Overtime



DANIEL HELM

86

POSITION: TE
HT/WT: 6-4/255
ACQUIRED: FA-'21
BORN: 04/20/95

RAIDERS SEASON: 1
NFL SEASON: 2
COLLEGE: Duke
HOMETOWN: Chatham, IL

2021: (11/7) at NYG: Made his NFL debut, appearing on both offense and special teams in a reserve role...(11/14) **vs. KC:** Saw limited action on both offense and special teams...(11/21) **vs. Cin.:** Appeared primarily on special teams and saw limited action on offense...(11/25) **at Dal.:** Saw action on offense and special teams...(12/5) **vs. Was.:** Appeared on both offense and special teams...(12/12) **at KC:** Appeared primarily on special teams in the contest...(12/20) **at Cle.:** Appeared on offense and special teams in the win...(12/26) **vs. Den.:** Saw action in a limited role on both offense and special teams...(1/2/22) **at Ind.:** Appeared on both offense and special teams.

DANIEL HELM'S NFL REGULAR SEASON RUSHING/RECEIVING STATISTICS

DATE	TEAM	GP	GS	RECEIVING					RUSHING				
				NO.	YDS.	AVG.	LG	TD	NO.	YDS.	AVG.	LG	TD
2019	49ers	0	0	0	0	0.0	0	0	0	0	0.0	0	0
2021	49ers	0	0	0	0	0.0	0	0	0	0	0.0	0	0
Went from San Francisco to Las Vegas.													
2021	Raiders	9	1	1	-1	-1.0	-1	0	0	0	0.0	0	0
2021	TOTAL	9	1	1	-1	-1.0	0	0	0	0	0.0	0	0
NFL TOTALS		9	1	1	-1	-1.0	0	0	0	0	0.0	0	0

DANIEL HELM'S NFL REGULAR SEASON RETURN STATISTICS

KICKOFF RETURNS							PUNT RETURNS					
DATE	TEAM	RET.	YDS.	AVG.	LG	TD	NO.	FC	YDS.	AVG.	LG	TD
2019	49ers	0	0	0.0	0	0	0	0	0	0.0	0	0
2021	49ers	0	0	0.0	0	0	0	0	0	0.0	0	0
Went from San Francisco to Las Vegas.												
2021	Raiders	0	0	0.0	0	0	0	0	0	0.0	0	0
2021	TOTAL	0	0	0.0	0	0	0	0	0	0.0	0	0
NFL TOTALS		0	0	0.0	0	0	0	0	0	0.0	0	0

DANIEL HELM'S 2021 GXG REGULAR-SEASON STATISTICS (49ERS/RAIDERS)

DATE	OPPONENT	P/S	RECEIVING					RUSHING					W/L	SCORE
			NO.	YDS.	AVG.	LG	TD	NO.	YDS.	AVG.	LG	TD		
09/12	at Lions							NOT ON ROSTER					W	41-33
09/19	at Eagles							NOT ON ROSTER					W	17-11
09/26	Packers							NOT ON ROSTER					L	28-30
10/03	Seahawks							NOT ON ROSTER					L	21-28
10/10	at Cardinals							NOT ON ROSTER					L	10-17
10/24	Colts							NOT ON ROSTER					L	18-30
Went from 49ers to Raiders.														
11/07	at Giants	P	0	0	0.0	0	0	0	0	0.0	0	0	L	16-23
11/14	Chiefs	P	0	0	0.0	0	0	0	0	0.0	0	0	L	14-41
11/21	Bengals	P	0	0	0.0	0	0	0	0	0.0	0	0	L	13-32
11/25	at Cowboys	P	0	0	0.0	0	0	0	0	0.0	0	0	W	36-33+
12/05	Washington	P	0	0	0.0	0	0	0	0	0.0	0	0	L	15-17
12/12	at Chiefs	P	0	0	0.0	0	0	0	0	0.0	0	0	L	9-48
12/20	at Browns	S	1	-1	-1.0	-1	0	0	0	0.0	0	0	W	16-14
12/26	Broncos	P	0	0	0.0	0	0	0	0	0.0	0	0	W	17-13
01/02	at Colts	P	0	0	0.0	0	0	0	0	0.0	0	0	W	23-20
2021 TOTALS		9-1	1	-1	-1.0	0	0	0	0	0.0	0	0	6-9	

+ - Overtime



NATE HOBBS

39

POSITION: CB

HT/WT: 6-1/196

ACQUIRED: D5 - '21

BORN: 06/24/99

RAIDERS SEASON: R

NFL SEASON: R

COLLEGE: Illinois

HOMETOWN: Louisville, Ky.

2021: (9/13) vs. Bal.: Made his NFL debut, recording two tackles in the win...**(9/19) at Pit.:** Tied for third on the team with six tackles (four solo)...**(9/26) vs. Mia.:** Started in the win, recording three tackles...**(10/4) at LAC:** Recorded four tackles (two) in the contest...**(10/10) vs. Chi.:** Finished with four tackles (three) and one pass defended...**(10/17) at Den.:** Recorded a career-high 10 tackles (six), finishing third on the team...Added one stop on special teams...**(10/24) vs. Phi.:** Finished with one tackle in the win...**(11/7) at NYG:** Started and recorded three tackles (two) and his first career sack, taking down QB Daniel Jones for a loss of five yards...Added one stop on special teams...**(11/14) vs. KC:** Started and tallied six tackles (five) and one forced fumble...**(11/21) vs. Cin.:** Finished with four tackles (three)...**(11/25) at Dal.:** Recorded four tackles on defense, adding one stop on special teams...**(12/5) vs. Was.:** Finished with nine tackles (four), including one for loss...Recorded his first career interception and added on pass defended...**(12/12) at KC:** Recorded three tackles, all solo...**(12/26) vs. Den.:** Returned to action in a limited role on special teams...**(1/2/22) at Ind.:** Recorded four tackles (three) in the win, while also appearing on special teams.


NATE HOBBS' NFL REGULAR SEASON DEFENSIVE STATISTICS

				TACKLES								INTERCEPTIONS						O. FUMB				ST						MISC			
DATE	TEAM	GP	GS	TK	S	A	TFL	YDS	SK	YDS	QBH	NO	YDS	LG	TD	PD	FF	FR	TD	YDS	TK	S	A	FF	FR	S	A				
2021	Raiders	15	9	64	45	19	2	9	1.0	6.0	4	1	9	9	0	2	1	0	0	0	3	1	2	0	0	0	0				
NFL TOTALS		15	9	64	45	19	2	9	1.0	6.0	4	1	9	9	0	2	1	0	0	0	3	1	2	0	0	0	0				

NATE HOBBS' 2021 GXG REGULAR-SEASON STATISTICS (RAIDERS)

			TACKLES								INTERCEPTIONS					O. FUMB				ST					MISC																
DATE	OPPONENT	P/S	TK	S	A	SK	YDS	TFL	YDS	QBH	NO	YDS	LG	TD	PD	FF	FR	TD	YDS	TK	S	A	FF	FR	S	A	W/L	SCORE													
09/13	Ravens	S	2	2	0	0.0	0.0	0	0	0	0	0	0	0	0	0	0	0	0	0	0	0	0	0	0	0	W	33-27+													
09/19	at Steelers	S	6	4	2	0.0	0.0	0	0	0	0	0	0	0	0	0	0	0	0	0	0	0	0	0	0	0	W	26-17													
09/26	Dolphins	S	3	3	0	0.0	0.0	0	0	0	0	0	0	0	0	0	0	0	0	0	0	0	0	0	0	0	W	31-28+													
10/04	at Chargers	S	4	2	2	0.0	0.0	0	0	0	0	0	0	0	0	0	0	0	0	0	0	0	0	0	0	0	L	14-28													
10/10	Bears	P	5	3	2	0.0	0.0	0	0	0	0	0	0	0	1	0	0	0	0	0	0	0	0	0	0	0	L	9-20													
10/17	at Broncos	P	10	6	4	0.0	0.0	0	0	0	0	0	0	0	0	0	0	0	0	1	0	1	0	0	0	0	W	34-24													
10/24	Eagles	S	1	1	0	0.0	0.0	0	0	0	0	0	0	0	0	0	0	0	0	0	0	0	0	0	0	0	W	33-22													
11/07	at Giants	S	3	2	1	1.0	6.0	1	6	3	0	0	0	0	0	0	0	0	0	1	0	1	0	0	0	0	L	16-23													
11/14	Chiefs	S	6	5	1	0.0	0.0	0	0	0	0	0	0	0	0	1	0	0	0	0	0	0	0	0	0	0	L	14-41													
11/21	Bengals	P	4	3	1	0.0	0.0	0	0	0	0	0	0	0	0	0	0	0	0	0	0	0	0	0	0	0	L	13-32													
11/25	at Cowboys	P	4	4	0	0.0	0.0	0	0	0	0	0	0	0	0	0	0	0	0	1	1	0	0	0	0	0	W	36-33+													
12/05	Washington	P	9	4	5	0.0	0.0	1	3	0	1	9	9	0	1	0	0	0	0	0	0	0	0	0	0	0	L	15-17													
12/12	at Chiefs	S	3	3	0	0.0	0.0	0	0	0	0	0	0	0	0	0	0	0	0	0	0	0	0	0	0	0	L	9-48													
12/20	at Browns		RESERVE/COVID-19																																					W	16-14
12/26	Broncos	P	0	0	0	0.0	0.0	0	0	0	0	0	0	0	0	0	0	0	0	0	0	0	0	0	0	0	W	17-13													
01/02	at Colts	S	4	3	1	0.0	0.0	0	0	1	0	0	0	0	0	0	0	0	0	0	0	0	0	0	0	0	W	23-20													
2021 TOTALS		15-9	64	45	19	1.0	6.0	2	9	4	1	9	9	0	2	1	0	0	0	3	1	2	0	0	0	0	0	9-7													

+ - Overtime



DESEAN JACKSON

1

POSITION: WR
HT/WT: 5-10/175
ACQUIRED: FA-'21
BORN: 12/01/86
RAIDERS SEASON: 1
NFL SEASON: 14
COLLEGE: California
HOMETOWN: Long Beach, California

(11/14) vs. KC: Made his Raiders debut and recorded one reception for 38 yards...**(11/21) vs. Cin.:** Recorded one carry for four yards...**(11/25) at Dal.:** Finished with three receptions for 102 yards with one TD...**(12/5) vs. Was.:** Recorded one reception for 14 yards...**(12/12) at KC:** Recorded one reception for 19 yards...**(12/20) at Cle.:** Recorded one reception for 11 yards in the win...**(12/26) vs. Den.:** Finished with four receptions for 44 yards...**(1/2/22) at Ind.:** Recorded one reception for five yards.

DESEAN JACKSON'S NFL REGULAR SEASON RUSHING/RECEIVING STATISTICS

DATE	TEAM	GP	GS	RECEIVING					RUSHING				
				NO.	YDS.	AVG.	LG	TD	NO.	YDS.	AVG.	LG	TD
2008	Eagles	16	15	62	912	14.7	60	2	17	96	5.6	21	1
2009	Eagles	15	15	62	1,156	18.6	71t	9	11	137	12.5	67t	1
2010	Eagles	14	14	47	1,056	22.5	91t	6	16	104	6.5	31t	1
2011	Eagles	15	15	58	961	16.6	62t	4	7	41	5.9	18	0
2012	Eagles	11	11	45	700	15.6	77t	2	3	-7	-2.3	5	0
2013	Eagles	16	16	82	1,332	16.2	61t	9	3	2	0.7	8	0
2014	Washington	15	13	56	1,169	20.9	81t	6	4	7	1.8	9	0
2015	Washington	9	9	30	528	17.6	77t	4	0	0	0.0	0	0
2016	Washington	15	15	56	1,005	17.9	80t	4	0	0	0.0	0	0
2017	Buccaneers	14	13	50	668	13.4	41	3	3	38	12.7	23	0
2018	Buccaneers	12	10	41	774	18.9	75t	4	6	29	4.8	14t	1
2019	Eagles	3	3	9	159	17.7	53t	2	0	0	0.0	0	0
2020	Eagles	5	5	14	236	16.9	81t	1	1	12	12.0	12	0
2021	Rams	7	0	8	221	27.6	75t	1	0	0	0.0	0	0
Went from L.A. Rams to Las Vegas.													
2021	Raiders	8	4	12	233	19.4	56t	1	1	4	4.0	4	0
2021	TOTAL	15	4	20	454	22.7	75t	2	1	4	4.0	4	0
NFL TOTALS		175	158	632	11,110	17.6	91T	58	72	463	6.4	67T	4

DESEAN JACKSON'S NFL REGULAR SEASON RETURN STATISTICS

KICKOFF RETURNS							PUNT RETURNS					
DATE	TEAM	RET.	YDS.	AVG.	LG	TD	NO.	FC	YDS.	AVG.	LG	TD
2008	Eagles	1	12	12.0	12	0	50	17	440	8.8	68t	1
2009	Eagles	1	0	0.0	0	0	29	15	441	15.2	85t	2
2010	Eagles	0	0	0.0	0	0	20	8	231	11.6	65t	1
2011	Eagles	1	7	7.0	7	0	17	12	114	6.7	51	0
2012	Eagles	0	0	0.0	0	0	1	0	-3	-3.0	0	0
2013	Eagles	1	10	10.0	10	0	14	8	71	5.1	32	0
2014	Washington	0	0	0.0	0	0	1	2	0	0.0	0	0
2015	Washington	1	8	8.0	8	0	2	1	-5	-2.5	2	0
2016	Washington	0	0	0.0	0	0	0	0	0	0.0	0	0
2017	Buccaneers	0	0	0.0	0	0	0	0	0	0.0	0	0
2018	Buccaneers	0	0	0.0	0	0	5	0	24	4.8	11	0
2019	Eagles	0	0	0.0	0	0	0	0	0	0.0	0	0
2020	Eagles	0	0	0.0	0	0	1	1	2	2.0	2	0
2021	Rams	0	0	0.0	0	0	0	0	0	0.0	0	0
Went from L.A. Rams to Las Vegas.												
2021	Raiders	0	0	0.0	0	0	0	0	0	0.0	0	0
2021	TOTAL	0	0	0.0	0	0	0	0	0	0.0	0	0
NFL TOTALS		5	37	7.4	12	0	140	64	1,315	9.4	85T	4


100-YARD RECEIVING GAMES (39): REGULAR SEASON

DATE	TEAM	NO.	YDS.	AVG.	LG	TD
09/07/08	RAMS	6	106	17.7	47	0
09/15/08	at Cowboys	6	110	18.3	60	0
09/20/09	SAINTS	4	101	25.3	71t	1
09/27/09	CHIEFS	6	149	24.8	64t	1
11/22/09	at Bears	8	107	13.4	48t	1
12/13/09	at Giants	6	178	29.7	60t	1
12/20/09	49ERS	6	140	23.3	59	1
09/19/10	at Lions	4	135	33.8	53	1
09/26/10	at Jaguars	5	153	30.6	61t	1
11/07/10	COLTS	7	109	15.6	58	1
12/12/10	at Cowboys	4	210	52.5	91t	1
09/11/11	at Rams	6	102	17.0	41	1
10/02/11	49ERS	6	171	28.5	61	0
09/16/12	RAVENS	7	114	16.3	49	0
11/05/12	at Saints	3	100	33.3	77t	1
09/09/13	at Washingto n	7	104	14.9	26	1
09/15/13	CHARGERS	9	193	21.4	61t	1
10/06/13	at Giants	7	132	18.9	56	1
11/03/13	at Raiders	5	150	30.0	59	1
12/15/13	at Vikings	10	195	19.5	51	1
09/21/14	at Eagles	5	117	23.4	81t	1
10/06/14	SEAHAWKS	5	157	31.4	60t	1
10/12/14	at Cardinals	3	115	38.3	64t	1
10/27/14	at Cowboys	6	136	22.7	49	0
11/02/14	at Vikings	4	120	30.0	56	1
12/20/14	EAGLES	4	126	31.5	55	0
12/20/15	BILLS	6	153	25.5	77t	1
09/12/16	STEELERS	6	102	17.0	33	0
11/24/16	at Cowboys	4	118	29.5	67t	1
12/11/16	at Eagles	3	102	34.0	80t	1
12/19/16	PANTHERS	7	111	15.9	23	0
12/24/16	at Bears	5	114	22.8	57	0
10/05/17	PATRIOTS	5	106	21.2	41	0
09/09/18	at Saints	5	146	29.2	58t	2
09/16/18	EAGLES	4	129	32.3	75t	1
09/30/18	at Bears	5	112	22.4	48	0
09/08/19	WASHINGTON	8	154	19.3	53t	2
09/26/21	BUCCANEERS	3	120	40.0	75t	1
11/25/21	at Cowboys	3	102	34.0	56t	1

DESEAN JACKSON'S 2021 GXG REGULAR-SEASON STATISTICS (RAMS/RAIDERS)

DATE	OPPONENT	P/S	RECEIVING					RUSHING					W/L	SCORE
			NO.	YDS.	AVG.	LG	TD	NO.	YDS.	AVG.	LG	TD		
09/12	Bears	P	2	21	10.5	18	0	0	0	0.0	0	0	W	34-14
09/19	at Colts	P	0	0	0.0	0	0	0	0	0.0	0	0	W	27-24
09/26	Buccaneers	P	3	120	40.0	75t	1	0	0	0.0	0	0	W	34-24
10/03	Cardinals	P	1	6	6.0	6	0	0	0	0.0	0	0	L	20-37
10/07	at Seahawks	P	1	68	68.0	68	0	0	0	0.0	0	0	W	26-17
10/17	at Giants	P	1	6	6.0	6	0	0	0	0.0	0	0	W	38-11
10/24	Lions	P	0	0	0.0	0	0	0	0	0.0	0	0	W	28-19
10/31	at Texans												W	38-22
ON INACTIVE LIST														
Went from Rams to Raiders.														
11/14	Chiefs	P	1	38	38.0	38	0	0	0	0.0	0	0	L	14-41
11/21	Bengals	P	0	0	0.0	0	0	1	4	4.0	4	0	L	13-32
11/25	at Cowboys	P	3	102	34.0	56t	1	0	0	0.0	0	0	W	36-33+
12/05	Washington	S	1	14	14.0	14	0	0	0	0.0	0	0	L	15-17
12/12	at Chiefs	P	1	19	19.0	19	0	0	0	0.0	0	0	L	9-48
12/20	at Browns	S	1	11	11.0	11	0	0	0	0.0	0	0	W	16-14
12/26	Broncos	S	4	44	11.0	18	0	0	0	0.0	0	0	W	17-13
01/02	at Colts	S	1	5	5.0	5	0	0	0	0.0	0	0	W	23-20
2021 TOTALS			15-4	20	454	22.7	75T	2	1	4	4.0	4	0	11-5

+ - Overtime



JOSH JACOBS

28

POSITION: RB
HT/WT: 5-10/220
ACQUIRED: D1B-'19
BORN: 11/02/98
RAIDERS SEASON: 3
NFL SEASON: 3
COLLEGE: Alabama
HOMETOWN: Tulsa, Okla.

2021: (9/13) vs. Bal.: Finished the contest with 10 carries for 34 yards with two TDs, marking his eighth multi-TD rushing performance of his career...**(9/19) at Pit.:** Inactive...**(9/26) vs. Mia.:** Inactive...**(10/4) at LAC:** Returned to action and finished with 13 carries for 40 yards, while adding five receptions for 17 yards...**(10/10) vs. Chi.:** Started and led the team with 15 carries for 48 yards with one TD...Added four receptions for 19 yards...**(10/17) at Den.:** Rushed for 53 yards on 16 carries with one TD, while adding 29 receiving yards on one reception...His 23 career rushing TDs are the second-most through a player's first 32 games in Raiders history...**(10/24) vs. Phi.:** Recorded six carries for 29 yards with one TD in the win before exiting early due to injury...**(11/7) at NYG:** Finished with 76 rushing yards on 13 carries, while adding four receptions for 19 yards...**(11/14) vs. KC:** Finished with 36 scrimmage yards (16 rushing and 20 receiving)...**(11/21) vs. Cin.:** Recorded nine carries for 37 yards and added five receptions for 24 yards...**(11/25) at Dal.:** Finished with 87 rushing yards on 22 carries with one TD...Added two receptions for 25 yards...**(12/5) vs. Was.:** Recorded 13 carries for 52 yards with one TD, adding a career-high nine receptions for 38 yards...**(12/12) at KC:** Recorded nine carries for 24 yards and added five receptions for 46 yards...**(12/20) at Cle.:** Totaled 52 rushing yards on 15 carries, while adding three receptions for 42 yards...**(12/26) vs. Den.:** Finished with 27 carries for 129 yards, both marking season highs...His 129 rushing yards ties a career high...**(1/2/22) at Ind.:** Rushed for 63 yards on 16 carries with one TD in the win...Added four receptions for 17 yards.

JOSH JACOBS' NFL REGULAR SEASON RUSHING/RECEIVING STATISTICS

DATE	TEAM	GP	GS	RUSHING					RECEIVING				
				NO.	YDS.	AVG.	LG	TD	NO.	YDS.	AVG.	LG	TD
2019	Raiders	13	13	242	1,150	4.8	51	7	20	166	8.3	28	0
2020	Raiders	15	15	273	1,065	3.9	28t	12	33	238	7.2	29	0
2021	Raiders	14	13	191	740	3.9	21	8	52	336	6.5	29	0
NFL TOTALS		42	41	706	2,955	4.2	51	27	105	740	7.0	29	0

JOSH JACOBS' NFL REGULAR SEASON RETURN STATISTICS

KICKOFF RETURNS							PUNT RETURNS					
DATE	TEAM	RET.	YDS.	AVG.	LG	TD	NO.	FC	YDS.	AVG.	LG	TD
2019	Raiders	0	0	0.0	0	0	0	0	0	0.0	0	0
2020	Raiders	0	0	0.0	0	0	0	0	0	0.0	0	0
2021	Raiders	0	0	0.0	0	0	0	0	0	0.0	0	0
NFL TOTALS		0	0	0.0	0	0	0	0	0	0.0	0	0

100-YARD RUSHING GAMES (8): REGULAR SEASON

DATE	TEAM	ATT.	YDS.	AVG.	LG	TD
10/06/19	BEARS	26	123	4.7	21	2
10/20/19	at Packers	21	124	5.9	42	0
11/03/19	LIONS	28	120	4.3	17	2
11/17/19	BENGALS	23	112	4.9	21	0
12/01/19	at Chiefs	17	104	6.1	35	0
11/01/20	at Browns	31	129	4.2	16	0
11/15/20	BRONCOS	21	112	5.3	24	2
12/26/21	BRONCOS	27	129	4.8	19	0

JOSH JACOBS' 2021 GXG REGULAR-SEASON STATISTICS (RAIDERS)

DATE	OPPONENT	P/S	RUSHING					RECEIVING					W/L	SCORE
			NO.	YDS.	AVG.	LG	TD	NO.	YDS.	AVG.	LG	TD		
09/13	Ravens	S	10	34	3.4	15t	2	1	6	6.0	6	0	W	33-27+
09/19	at Steelers												W	26-17
09/26	Dolphins												W	31-28+
10/04	at Chargers	S	13	40	3.1	10	0	5	17	3.4	9	0	L	14-28
10/10	Bears	S	15	48	3.2	11	1	4	19	4.8	8	0	L	9-20
10/17	at Broncos	S	16	53	3.3	6	1	1	29	29.0	29	0	W	34-24
10/24	Eagles	S	6	29	4.8	9	1	3	39	13.0	20	0	W	33-22
11/07	at Giants	S	13	76	5.8	14	0	4	19	4.8	8	0	L	16-23
11/14	Chiefs	S	7	16	2.3	5	0	5	20	4.0	12	0	L	14-41
11/21	Bengals	P	9	37	4.1	18	0	5	24	4.8	8	0	L	13-32
11/25	at Cowboys	S	22	87	4.0	21	1	2	25	12.5	17	0	W	36-33+
12/05	Washington	S	13	52	4.0	15	1	9	38	4.2	10	0	L	15-17
12/12	at Chiefs	S	9	24	2.7	5	0	5	46	9.2	14	0	L	9-48
12/20	at Browns	S	15	52	3.5	9	0	3	42	14.0	17	0	W	16-14
12/26	Broncos	S	27	129	4.8	19	0	1	-5	-5.0	-5	0	W	17-13
01/02	at Colts	S	16	63	3.9	9	1	4	17	4.3	11	0	W	23-20
2021 TOTALS		14-13	191	740	3.9	21	8	52	336	6.5	29	0	9-7	

+ - Overtime



ANDRE JAMES

68

POSITION: C

HT/WT: 6-4/300

ACQUIRED: FA-'19

BORN: 02/05/97

RAIDERS SEASON: 3

NFL SEASON: 3

COLLEGE: UCLA

HOMETOWN: Herriman, Utah

2021: (9/13) vs. Bal.: Started at center in the season opener..Helped allow QB Derek Carr to record 435 passing yards, marking the third-most of his career...(9/19) **at Pit.:** Started at center in the win, helping Carr complete 28-of-37 passes for 382 yards with two TDs for a passer rating of 126.2...(9/26) **vs. Mia.:** Started at center in the win...Helped pave the way for a season-high 497 yards of total offense, including 140 rushing yards...Allowed Carr to complete 26-of-43 passing for 386 yards, marking his third consecutive game with at least 325 passing yards...(10/4) **at LAC:** Started at center in the contest, while also seeing action on special teams...(10/10) **vs. Chi.:** Started at center and helped pave the way for RB Josh Jacobs' third rushing TD of the season...(10/17) **at Den.:** Started at center and helped Carr finish with 18-of-27 passing for 341 yards and two TDs for a passer rating of 134.4, marking the sixth-highest rating in his career...(10/24) **vs. Phi.:** Started at center as part of a line that posted its first clean sheet of the season, while helping Carr complete 91.2 percent of his attempts (31-for-34)...(11/7) **at NYG:** Started at center and helped pave the way for 403 yards of total offense, including 117 on the ground...Also part of an offensive line that surrendered just one sack in the contest...(11/14) **vs. KC:** Started at center and helped the offense record 299 total net yards...(11/21) **vs. Cin.:** Started at center, helping the offense record 278 total net yards...(11/25) **at Dal.:** Started at center as part of an offensive line that paved the way for 509 total net yards, including 143 yards on the ground...(12/5) **vs. Was.:** Started at center, helping the offense record 310 yards...(12/12) **at KC:** Started at center, helping the offense record 290 total net yards...(12/20) **at Cle.:** Started at center, helping the offense record 328 yards of total offense with 98 rushing yards...(12/26) **vs. Den.:** Started at center, helping pave the way for a season-high 160 rushing yards...(1/2/22) **at Ind.:** Started at center in the win, paving the way for 326 yards of total offense.

ANDRE JAMES' NFL REGULAR SEASON STATISTICS

DATE	TEAM	GP	GS
2019	Raiders	12	1
2020	Raiders	16	0
2021	Raiders	16	16
NFL TOTALS		44	17

ANDRE JAMES' 2021 GXG REGULAR-SEASON STATISTICS (RAIDERS)

DATE	OPPONENT	P/S	W/L	SCORE
09/13	Ravens	S	W	33-27+
09/19	at Steelers	S	W	26-17
09/26	Dolphins	S	W	31-28+
10/04	at Chargers	S	L	14-28
10/10	Bears	S	L	9-20
10/17	at Broncos	S	W	34-24
10/24	Eagles	S	W	33-22
11/07	at Giants	S	L	16-23
11/14	Chiefs	S	L	14-41
11/21	Bengals	S	L	13-32
11/25	at Cowboys	S	W	36-33+
12/05	Washington	S	L	15-17
12/12	at Chiefs	S	L	9-48
12/20	at Browns	S	W	16-14
12/26	Broncos	S	W	17-13
01/02	at Colts	S	W	23-20
2021 TOTALS		16-16	9-7	

+ - Overtime



QUINTON JEFFERSON

77

POSITION: DT
HT/WT: 6-4/291
ACQUIRED: UFA-'21 (BUF.)
BORN: 03/31/93
RAIDERS SEASON: 1
NFL SEASON: 6
COLLEGE: Maryland
HOMETOWN: Pittsburgh, Pa.

2021: (9/13) vs. Bal.: Started in his Raiders debut, recording five tackles (four solo) and one forced fumble...**(9/19) at Pit.:** Started and recorded one tackle on defense...**(9/26) vs. Mia.:** Started and recorded four tackles, including one sack for a loss of five yards...**(10/4) at LAC:** Saw action on both defense and special teams...**(10/10) vs. Chi.:** Started and finished with five tackles (two)...**(10/17) at Den.:** Recorded four tackles (one) and one sack...**(10/24) vs. Phi.:** Recorded three tackles and one forced fumble in the win...**(11/7) at NYG:** Finished with four tackles...**(11/14) vs. KC:** Started and recorded three tackles (one)...**(11/21) vs. Cin.:** Recorded two tackles and one sack for a loss of eight yards...**(11/25) at Dal.:** Finished with two tackles...**(12/5) vs. Was.:** Recorded two tackles...**(12/12) at KC:** Finished with four tackles, including one for loss...**(12/20) at Cle.:** Set a career high with his fourth sack of the season, taking down QB Drew Lock for a loss of six yards...Finished with two tackles and one sack in the win...**(1/2/22) at Ind.:** Recorded two tackles in the win.

QUINTON JEFFERSON'S NFL REGULAR SEASON DEFENSIVE STATISTICS

				TACKLES								INTERCEPTIONS							O. FUMB					ST					MISC			
DATE	TEAM	GP	GS	TK	S	A	TFL	YDS	SK	YDS	QBH	NO	YDS	LG	TD	PD	FF	FR	TD	YDS	TK	S	A	FF	FR	S	A					
2016	Seahawks	3	0	1	0	1	0	0	0.0	0.0	0	0	0	0	0	0	0	0	0	0	0	0	0	0	0	0	0					
2017	Rams	0	0	0	0	0	0	0	0.0	0.0	0	0	0	0	0	0	0	0	0	0	0	0	0	0	0	0	0					
Went from L.A. Rams to Seattle.																																
2017	Seahawks	6	0	7	6	1	1	8	1.0	8.0	4	0	0	0	0	0	0	0	0	0	0	0	0	0	0	0	0					
2017	TOTAL	6	0	7	6	1	1	8	1.0	8.0	4	0	0	0	0	0	0	0	0	0	0	0	0	0	0	0	0					
2018	Seahawks	16	12	25	15	10	5	24	3.0	24.0	15	0	0	0	0	2	0	1	0	0	0	0	0	0	0	0	0					
2019	Seahawks	14	10	26	14	12	4	23	3.5	24.0	10	0	0	0	0	3	0	1	0	20	0	0	0	0	0	0	0					
2020	Bills	16	3	23	14	9	3	17	3.0	24.0	6	0	0	0	0	1	1	1	0	0	0	0	0	0	0	0	0					
2021	Raiders	16	16	45	17	28	5	19	4.0	26.5	13	0	0	0	0	0	2	0	0	0	0	0	0	0	0	0	0					
NFL TOTALS		71	41	127	66	61	18	91	14.5	106.5	48	0	0	0	0	6	3	3	0	20	0	0	0	0	0	0	0					

QUINTON JEFFERSON'S 2021 GXG REGULAR-SEASON STATISTICS (RAIDERS)

DATE	OPPONENT	P/S	TACKLES							INTERCEPTIONS							O. FUMB					ST					MISC		W/L	SCORE
			TK	S	A	SK	YDS	TFL	YDS	QBH	NO	YDS	LG	TD	PD	FF	FR	TD	YDS	TK	S	A	FF	FR	S	A				
09/13	Ravens	S	5	1	4	0.0	0.0	0	0	0	0	0	0	0	0	1	0	0	0	0	0	0	0	0	0	0	0	0	W	33-27+
09/19	at Steelers	S	1	1	0	0.0	0.0	0	0	2	0	0	0	0	0	0	0	0	0	0	0	0	0	0	0	0	0	0	W	26-17
09/26	Dolphins	S	4	2	2	1.0	5.0	1	5	1	0	0	0	0	0	0	0	0	0	0	0	0	0	0	0	0	0	0	W	31-28+
10/04	at Chargers	S	0	0	0	0.0	0.0	0	0	1	0	0	0	0	0	0	0	0	0	0	0	0	0	0	0	0	0	0	L	14-28
10/10	Bears	S	5	1	4	0.0	0.0	0	0	0	0	0	0	0	0	0	0	0	0	0	0	0	0	0	0	0	0	0	L	9-20
10/17	at Broncos	S	4	1	3	1.0	7.5	0	0	2	0	0	0	0	0	0	0	0	0	0	0	0	0	0	0	0	0	0	W	34-24
10/24	Eagles	S	3	1	2	0.0	0.0	0	0	2	0	0	0	0	0	1	0	0	0	0	0	0	0	0	0	0	0	0	W	33-22
11/07	at Giants	S	4	0	4	0.0	0.0	0	0	0	0	0	0	0	0	0	0	0	0	0	0	0	0	0	0	0	0	0	L	16-23
11/14	Chiefs	S	3	1	2	0.0	0.0	0	0	1	0	0	0	0	0	0	0	0	0	0	0	0	0	0	0	0	0	0	L	14-41
11/21	Bengals	S	2	2	0	1.0	8.0	1	8	1	0	0	0	0	0	0	0	0	0	0	0	0	0	0	0	0	0	0	L	13-32
11/25	at Cowboys	S	2	0	2	0.0	0.0	0	0	0	0	0	0	0	0	0	0	0	0	0	0	0	0	0	0	0	0	0	W	36-33+
12/05	Washington	S	2	2	0	0.0	0.0	0	0	1	0	0	0	0	0	0	0	0	0	0	0	0	0	0	0	0	0	0	L	15-17
12/12	at Chiefs	S	4	1	3	0.0	0.0	1	0	0	0	0	0	0	0	0	0	0	0	0	0	0	0	0	0	0	0	0	L	9-48
12/20	at Browns	S	2	1	1	0.0	0.0	1	0	0	0	0	0	0	0	0	0	0	0	0	0	0	0	0	0	0	0	0	W	16-14
12/26	Broncos	S	2	2	0	1.0	6.0	1	6	1	0	0	0	0	0	0	0	0	0	0	0	0	0	0	0	0	0	0	W	17-13
01/02	at Colts	S	2	1	1	0.0	0.0	0	0	1	0	0	0	0	0	0	0	0	0	0	0	0	0	0	0	0	0	0	W	23-20
2021 TOTALS		16-16	45	17	28	4.0	26.5	5	19	13	0	0	0	0	0	2	0	0	0	0	0	0	0	0	0	0	0	0	9-7	

+ - Overtime



ZAY JONES

7

POSITION: WR

HT/WT: 6-2/200

ACQUIRED: TR -'19 (BUF.)

BORN: 03/30/95

RAIDERS SEASON: 3

NFL SEASON: 5

COLLEGE: East Carolina

HOMETOWN: Austin, Texas

2021: (9/13) vs. Bal.: Recorded the game-winning TD in OT on a 31-yard pass from QB Derek Carr...Finished with two receptions for 46 yards...**(9/19) at Pit.:** Appeared on offense and special teams in the win...**(9/26) vs. Mia.:** Saw action on both offense and special teams, downing a punt at Miami's 1-yard line to set up a safety on the next play...**(10/4) at LAC:** Appeared on both offense and special teams...**(10/10) vs. Chi.:** Recorded one reception for six yards...**(10/17) at Den.:** Appeared on both offense and special teams...**(10/24) vs. Phi.:** Recorded one reception for 43 yards in the contest, marking a season long...**(11/7) at NYG:** Finished with one reception for 20 yards...**(11/14) vs. KC:** Started on offense and recorded one reception for 22 yards...**(11/21) vs. Cin.:** Recorded on reception for 20 yards...**(11/25) at Dal.:** Finished with five receptions for 59 yards, adding one carry for four yards...**(12/5) vs. Was.:** Recorded three receptions for 21 yards...**(12/12) at KC:** Finished with five receptions for 25 yards...**(12/20) at Cle.:** Recorded a game-high 67 receiving on six receptions in the win...**(12/26) vs. Den.:** Finished with a game-high six receptions for 50 yards...**(1/2/22) at Ind.:** Set career highs with eight receptions for 120 yards.

ZAY JONES' NFL REGULAR SEASON RUSHING/RECEIVING STATISTICS

DATE	TEAM	GP	GS	RECEIVING					RUSHING				
				NO.	YDS.	AVG.	LG	TD	NO.	YDS.	AVG.	LG	TD
2017	Bills	15	10	27	316	11.7	33	2	0	0	0.0	0	0
2018	Bills	16	15	56	652	11.6	57	7	1	0	0.0	0	0
2019	Bills	5	2	7	69	9.9	23	0	0	0	0.0	0	0
Went from Buffalo to Oakland.													
2019	Raiders	10	7	20	147	7.4	16	0	1	3	3.0	3	0
2019	TOTAL	15	9	27	216	8.0	23	0	1	3	3.0	3	0
2020	Raiders	16	2	14	154	11.0	37	1	0	0	0.0	0	0
2021	Raiders	16	8	42	519	12.4	43	1	2	3	1.5	4	0
NFL TOTALS		78	44	166	1,857	11.2	57	11	4	6	1.5	4	0

100-YARD RECEIVING GAMES (1): REGULAR SEASON

DATE	TEAM	NO.	YDS.	AVG.	LG	TD
01/02/22	at Colts	8	120	15.0	42	0

ZAY JONES' 2021 GXG REGULAR-SEASON STATISTICS (RAIDERS)

DATE	OPPONENT	P/S	RECEIVING					RUSHING					W/L	SCORE
			NO.	YDS.	AVG.	LG	TD	NO.	YDS.	AVG.	LG	TD		
09/13	Ravens	P	2	46	23.0	31t	1	0	0	0.0	0	0	W	33-27+
09/19	at Steelers	P	0	0	0.0	0	0	0	0	0.0	0	0	W	26-17
09/26	Dolphins	P	1	15	15.0	15	0	0	0	0.0	0	0	W	31-28+
10/04	at Chargers	P	1	5	5.0	5	0	0	0	0.0	0	0	L	14-28
10/10	Bears	P	1	6	6.0	6	0	0	0	0.0	0	0	L	9-20
10/17	at Broncos	P	0	0	0.0	0	0	0	0	0.0	0	0	W	34-24
10/24	Eagles	P	1	43	43.0	43	0	0	0	0.0	0	0	W	33-22
11/07	at Giants	S	1	20	20.0	20	0	0	0	0.0	0	0	L	16-23
11/14	Chiefs	S	1	22	22.0	22	0	0	0	0.0	0	0	L	14-41
11/21	Bengals	S	1	20	20.0	20	0	0	0	0.0	0	0	L	13-32
11/25	at Cowboys	P	5	59	11.8	35	0	1	4	4.0	4	0	W	36-33+
12/05	Washington	S	3	21	7.0	13	0	0	0	0.0	0	0	L	15-17
12/12	at Chiefs	S	5	25	5.0	9	0	0	0	0.0	0	0	L	9-48
12/20	at Browns	S	6	67	11.2	16	0	0	0	0.0	0	0	W	16-14
12/26	Broncos	S	6	50	8.3	15	0	0	0	0.0	0	0	W	17-13
01/02	at Colts	S	8	120	15.0	42	0	1	-1	-1.0	-1	0	W	23-20
2021 TOTALS		16-8	42	519	12.4	43	1	2	3	1.5	4	0	9-7	

+ - Overtime



MALCOLM KOONCE

51

POSITION: DE
HT/WT: 6-2/249
ACQUIRED: D3A - '21
BORN: 06/06/98
RAIDERS SEASON: R
NFL SEASON: R
COLLEGE: Buffalo
HOMETOWN: Peekskill, N.Y.

2021: (9/13) vs. Bal.: Inactive...(9/19) at Pit.: Did not play...(9/26) vs. Mia.: Inactive...(10/4) at LAC: Inactive...(10/10) vs. Chi.: Inactive...(10/17) at Den.: Inactive...(10/24) vs. Phi.: Inactive...(11/7) at NYG: Inactive...(11/14) vs. KC: Inactive...(11/21) vs. Cin.: Inactive...(11/25) at Dal.: Inactive...(12/5) vs. Was.: Made his NFL debut and registered his first career sack, taking down QB Taylor Heinicke for a loss of 10 yards...(12/12) at KC: Recorded his second consecutive game with a sack, taking down QB Patrick Mahomes for a loss of five yards...(12/20) at Cle.: Appeared exclusively on special teams...(12/26) vs. Den.: Inactive...(1/2/22) at Ind.: Appeared in a limited role on defense and special teams.

MALCOLM KOONCE'S NFL REGULAR SEASON DEFENSIVE STATISTICS

				TACKLES								INTERCEPTIONS						O. FUMB				ST					MISC	
DATE	TEAM	GP	GS	TK	S	A	TFL	YDS	SK	YDS	QBH	NO	YDS	LG	TD	PD	FF	FR	TD	YDS	TK	S	A	FF	FR	S	A	
2021	Raiders	4	0	2	2	0	2	15	2.0	15.0	2	0	0	0	0	0	0	0	0	0	0	0	0	0	0	0	0	
NFL TOTALS		4	0	2	2	0	2	15	2.0	15.0	2	0	0	0	0	0	0	0	0	0	0	0	0	0	0	0	0	

MALCOLM KOONCE'S 2021 GXG REGULAR-SEASON STATISTICS (RAIDERS)

DATE	OPPONENT	P/S	TACKLES						QBH	INTERCEPTIONS						O. FUMB				ST				MISC		W/L	SCORE
			TK	S	A	SK	YDS	TFL	YDS	NO	YDS	LG	TD	PD	FF	FR	TD	YDS	TK	S	A	FF	FR	S	A		
09/13	Ravens									ON INACTIVE LIST																W	33-27+
09/19	at Steelers									DID NOT PLAY (NON-INJURY)																W	26-17
09/26	Dolphins									ON INACTIVE LIST																W	31-28+
10/04	at Chargers									ON INACTIVE LIST																L	14-28
10/10	Bears									ON INACTIVE LIST																L	9-20
10/17	at Broncos									ON INACTIVE LIST																W	34-24
10/24	Eagles									ON INACTIVE LIST																W	33-22
11/07	at Giants									ON INACTIVE LIST																L	16-23
11/14	Chiefs									ON INACTIVE LIST																L	14-41
11/21	Bengals									ON INACTIVE LIST																L	13-32
11/25	at Cowboys									INACTIVE																W	36-33+
12/05	Washington	P	1	1	0	1.0	10.0	1	10	1	0	0	0	0	0	0	0	0	0	0	0	0	0	0	0	L	15-17
12/12	at Chiefs	P	1	1	0	1.0	5.0	1	5	1	0	0	0	0	0	0	0	0	0	0	0	0	0	0	0	L	9-48
12/20	at Browns	P	0	0	0	0.0	0.0	0	0	0	0	0	0	0	0	0	0	0	0	0	0	0	0	0	0	W	16-14
12/26	Broncos									ON INACTIVE LIST																W	17-13
01/02	at Colts	P	0	0	0	0.0	0.0	0	0	0	0	0	0	0	0	0	0	0	0	0	0	0	0	0	0	W	23-20
2021 TOTALS		4-0	2	2	0	2.0	15.0	2	15	2	0	0	0	0	0	0	0	0	0	0	0	0	0	0	0	9-7	

+ - Overtime



ALEX LEATHERWOOD

70

POSITION: G/
HT/WT: 6-5/312
ACQUIRED: D1 - '21
BORN: 05/01/99

RAIDERS SEASON: R
NFL SEASON: R
COLLEGE: Alabama
HOMETOWN: Pensacola, Fla.

2021: **(9/13) vs. Bal.:** Made his NFL debut, starting at right tackle...Helped allow QB Derek Carr to record 435 passing yards, marking the third-most of his career...**(9/19) at Pit.:** Started at right tackle in the win, helping Carr complete 28-of-37 passes for 382 yards with two TDs for a passer rating of 126.2...Exited early due to injury...**(9/26) vs. Mia.:** Started at right tackle in the win...Helped pave the way for a season-high 497 yards of total offense, including 140 rushing yards...Allowed Carr to complete 26-of-43 passing for 386 yards, marking his third consecutive game with at least 325 passing yards...**(10/4) at LAC:** Started at right tackle in the contest, while also seeing action on special teams...**(10/10) vs. Chi.:** Started his first game at right guard, helping pave the way for RB Josh Jacobs' third rushing TD of the season...**(10/17) at Den.:** Started at right guard and helped Carr finish with 18-of-27 passing for 341 yards and two TDs for a passer rating of 134.4, marking the sixth-highest rating in his career...**(10/24) vs. Phi.:** Started at right guard as part of a line that posted its first clean sheet of the season, while helping Carr complete 91.2 percent of his attempts (31-for-34)...**(11/7) at NYG:** Started at right guard and helped pave the way for 403 yards of total offense, including 117 on the ground...Also part of an offensive line that surrendered just one sack in the contest...**(11/14) vs. KC:** Started at right guard and helped the offense record 299 total net yards...**(11/21) vs. Cin.:** Started at right guard, helping the offense record 278 total net yards...**(11/25) at Dal.:** Started at right guard as part of an offensive line that paved the way for 509 total net yards, including 143 yards on the ground...**(12/5) vs. Was.:** Started at right guard, helping the offense record 310 yards...**(12/12) at KC:** Started at right guard, helping the offense record 290 total net yards...**(12/20) at Cle.:** Started at right guard, helping the offense record 328 yards of total offense with 98 rushing yards...**(12/26) vs. Den.:** Started at right guard, helping pave the way for a season-high 160 rushing yards...**(1/2/22) at Ind.:** Started at right guard in the win, paving the way for 326 yards of total offense.

ALEX LEATHERWOOD'S NFL REGULAR SEASON STATISTICS

DATE	TEAM	GP	GS
2021	Raiders	16	16
NFL TOTALS		16	16

ALEX LEATHERWOOD'S 2021 GXG REGULAR-SEASON STATISTICS (RAIDERS)

DATE	OPPONENT	P/S	W/L	SCORE
09/13	Ravens	S	W	33-27+
09/19	at Steelers	S	W	26-17
09/26	Dolphins	S	W	31-28+
10/04	at Chargers	S	L	14-28
10/10	Bears	S	L	9-20
10/17	at Broncos	S	W	34-24
10/24	Eagles	S	W	33-22
11/07	at Giants	S	L	16-23
11/14	Chiefs	S	L	14-41
11/21	Bengals	S	L	13-32
11/25	at Cowboys	S	W	36-33+
12/05	Washington	S	L	15-17
12/12	at Chiefs	S	L	9-48
12/20	at Browns	S	W	16-14
12/26	Broncos	S	W	17-13
01/02	at Colts	S	W	23-20
2021 TOTALS		16-16	9-7	

+ - Overtime



DALLIN LEAVITT

32

POSITION: S
HT/WT: 5-10/195
ACQUIRED: FA-'18
BORN: 08/08/94
RAIDERS SEASON: 3
NFL SEASON: 3
COLLEGE: Utah State
HOMETOWN: Portland, Ore.

2021: (9/13) vs. Bal.: Appeared on both defense and special teams...Recorded one stop on special teams...**(9/19) at Pit.:** Recorded two tackles (one solo) on defense, adding one pass defended...Saw action on special teams, totaling two stops...**(9/26) vs. Mia.:** Inactive...**(10/4) at LAC:** Appeared on special teams, while seeing limited action on defense...**(10/10) vs. Chi.:** Saw extensive action on specials, recording two stops for the unit...**(10/17) at Den.:** Finished with one tackle on defense...Added three stops on special teams...**(10/24) vs. Phi.:** Recorded a single-game career-high five tackles on defense in the win...**(11/7) at NYG:** Finished with one tackle on defense...Added one stop and one fumble recovery on special teams...**(11/14) vs. KC:** Recorded five tackles on defense...Appeared on special teams...**(11/21) vs. Cin.:** Recorded four tackles and recorded on fumble, which he returned nine yards...**(11/25) at Dal.:** Recorded one tackle on defense and added one stop on special teams...**(12/5) vs. Was.:** Appeared on both defense and special teams...**(12/12) at KC:** Saw extensive action on special teams and also appeared on defense...**(12/20) at Cle.:** Recorded one pass defended on defense...Converted on a fake punt on fourth-and-1 with a 2-yard rush...**(12/26) vs. Den.:** Finished with one tackle on defense, while also appearing on special teams...**(1/2/22) at Ind.:** Recorded one tackle on defense in the win, while adding one stop on special teams.


DALLIN LEAVITT'S NFL REGULAR SEASON DEFENSIVE STATISTICS

				TACKLES								INTERCEPTIONS						O. FUMB				ST					MISC	
DATE	TEAM	GP	GS	TK	S	A	TFL	YDS	SK	YDS	QBH	NO	YDS	LG	TD	PD	FF	FR	TD	YDS	TK	S	A	FF	FR	S	A	
2018	Raiders	2	0	0	0	0	0	0	0.0	0.0	0	0	0	0	0	0	0	0	0	0	1	0	1	0	0	0	0	
2019	Raiders	15	0	2	2	0	0	0	0.0	0.0	0	0	0	0	0	0	0	0	0	0	8	4	4	0	0	0	0	
2020	Raiders	9	0	7	2	5	0	0	0.0	0.0	0	0	0	0	0	2	0	0	0	0	3	2	1	0	0	0	0	
2021	Raiders	15	1	21	11	10	0	0	0.0	0.0	0	0	0	0	0	2	0	1	0	30	11	5	6	0	1	0	0	
NFL TOTALS		41	1	30	15	15	0	0	0.0	0.0	0	0	0	0	0	4	0	1	0	30	23	11	12	0	1	0	0	

DALLIN LEAVITT'S 2021 GXG REGULAR-SEASON STATISTICS (RAIDERS)

			TACKLES								INTERCEPTIONS					O. FUMB				ST					MISC		W/L/T	SCORE
DATE	OPPONENT	P/S	TK	S	A	SK	YDS	TFL	YDS	QBH	NO	YDS	LG	TD	PD	FF	FR	TD	YDS	TK	S	A	FF	FR	S	A		
09/13	Ravens	P	0	0	0	0.0	0.0	0	0	0	0	0	0	0	0	0	0	0	0	1	0	1	0	0	0	0	W	33-27+
09/19	at Steelers	P	2	1	1	0.0	0.0	0	0	0	0	0	0	0	1	0	0	0	0	2	0	2	0	0	0	0	W	26-17
09/26	Dolphins		ON INACTIVE LIST																							W	31-28+	
10/04	at Chargers	P	0	0	0	0.0	0.0	0	0	0	0	0	0	0	0	0	0	0	0	0	0	0	0	0	0	0	L	14-28
10/10	Bears	P	0	0	0	0.0	0.0	0	0	0	0	0	0	0	0	0	0	0	0	2	1	1	0	0	0	0	L	9-20
10/17	at Broncos	P	1	0	1	0.0	0.0	0	0	0	0	0	0	0	0	0	0	0	0	3	2	1	0	0	0	0	W	34-24
10/24	Eagles	P	5	3	2	0.0	0.0	0	0	0	0	0	0	0	0	0	0	0	0	0	0	0	0	0	0	0	W	33-22
11/07	at Giants	P	1	0	1	0.0	0.0	0	0	0	0	0	0	0	0	0	0	0	0	1	1	0	0	1	0	0	L	16-23
11/14	Chiefs	P	5	5	0	0.0	0.0	0	0	0	0	0	0	0	0	0	0	0	0	0	0	0	0	0	0	0	L	14-41
11/21	Bengals	P	4	1	3	0.0	0.0	0	0	0	0	0	0	0	0	0	0	1	0	30	0	0	0	0	0	0	L	13-32
11/25	at Cowboys	P	1	1	0	0.0	0.0	0	0	0	0	0	0	0	0	0	0	0	0	1	0	1	0	0	0	0	W	36-33+
12/05	Washington	P	0	0	0	0.0	0.0	0	0	0	0	0	0	0	0	0	0	0	0	0	0	0	0	0	0	0	L	15-17
12/12	at Chiefs	P	0	0	0	0.0	0.0	0	0	0	0	0	0	0	0	0	0	0	0	0	0	0	0	0	0	0	L	9-48
12/20	at Browns	P	0	0	0	0.0	0.0	0	0	0	0	0	0	0	1	0	0	0	0	0	0	0	0	0	0	0	W	16-14
12/26	Broncos	S	1	0	1	0.0	0.0	0	0	0	0	0	0	0	0	0	0	0	0	0	0	0	0	0	0	0	W	17-13
01/02	at Colts	P	1	0	1	0.0	0.0	0	0	0	0	0	0	0	0	0	0	0	0	1	1	0	0	0	0	0	W	23-20
2021 TOTALS		15-1	21	11	10	0.0	0.0	0	0	0	0	0	0	0	2	0	1	0	30	11	5	6	0	1	0	0	9-7	

+ - Overtime



MARQUEL LEE

55

POSITION: LB
HT/WT: 6-3/235
ACQUIRED: FA-'21
BORN: 10/21/95

RAIDERS SEASON: 4
NFL SEASON: 4
COLLEGE: Wake Forest
HOMETOWN: Waldorf, Md.

2021: (9/19) at Pit.: Appeared exclusively on special teams recording two tackles with the unit...**(11/7) at NYG:** Recorded one tackle on special teams...**(11/14) vs. KC:** Appeared primarily on special teams and saw limited action on defense...**(11/21) vs. Cin.:** Recorded one stop on special teams...**(11/25) at Dal.:** Appeared exclusively on special teams...**(12/5) vs. Was.:** Saw action on both defense and special teams...**(12/12) at KC:** Recorded one tackle...**(12/20) at Cle.:** Totaled five tackles (three) in the win...**(12/26) vs. Den.:** Appeared exclusively on special teams...**(1/2/22) at Ind.:** Appeared exclusively on special teams in the win.

MARQUEL LEE'S NFL REGULAR SEASON DEFENSIVE STATISTICS

				TACKLES								INTERCEPTIONS						O. FUMB				ST					MISC	
DATE	TEAM	GP	GS	TK	S	A	TFL	YDS	SK	YDS	QBH	NO	YDS	LG	TD	PD	FF	FR	TD	YDS	TK	S	A	FF	FR	S	A	
2017	Raiders	13	6	22	15	7	2	3	0.0	0.0	0	0	0	0	0	0	0	0	0	0	3	3	0	0	0	0	0	0
2018	Raiders	16	10	58	31	27	3	13	0.0	0.0	3	0	0	0	0	3	0	0	0	0	10	5	5	0	0	0	0	0
2019	Raiders	5	3	5	5	0	1	4	0.0	0.0	0	0	0	0	0	0	0	0	0	0	6	6	0	0	0	0	0	0
2021	Bills	0	0	0	0	0	0	0	0.0	0.0	0	0	0	0	0	0	0	0	0	0	0	0	0	0	0	0	0	0
Went from Buffalo to Las Vegas.																												
2021	Raiders	1	0	6	3	3	0	0	0.0	0.0	0	0	0	0	0	0	0	0	0	0	5	3	2	0	0	0	0	0
2021	TOTAL	1	0	6	3	3	0	0	0.0	0.0	0	0	0	0	0	0	0	0	0	0	5	3	2	0	0	0	0	0
NFL TOTALS		35	19	91	54	37	6	20	0.0	0.0	3	0	0	0	0	3	0	0	0	0	24	17	7	0	0	0	0	0

MARQUEL LEE'S 2021 GXG REGULAR-SEASON STATISTICS (RAIDERS)

			TACKLES							INTERCEPTIONS					O. FUMB				ST				MISC							
DATE	OPPONENT	P/S	TK	S	A	SK	YDS	TFL	YDS	QBH	NO	YDS	LG	TD	PD	FF	FR	TD	YDS	TK	S	A	FF	FR	S	A	W/L	SCORE		
10/24	Eagles		PRACTICE SQUAD																											
2021 TOTALS			0	0	0	0.0	0.0	0	0	0	0	0	0	0	0	0	0	0	0	0	0	0	0	0	0	0	0	1-0	33-22	



CORY LITTLETON

42

POSITION: LB
HT/WT: 6-3/228
ACQUIRED: UFA-'20 (LAR)
BORN: 11/18/93
RAIDERS SEASON: 2
NFL SEASON: 6
COLLEGE: Washington
HOMETOWN: Spring Valley, Calif.

2021: (9/13) vs. Bal.: Started in the season opener, tying for the team lead with 10 tackles (five solo)...**(9/19) at Pit.:** Started in the win, recording five tackles (three)...**(9/26) vs. Mia.:** Finished second on the team with 10 tackles (seven) in the win...**(10/4) at LAC:** Started and tied for the team lead with 12 tackles (eight)...Added one stop on special teams...**(10/10) vs. Chi.:** Finished tied for third on the team with six tackles (one)...**(10/17) at Den.:** Tied a game-high 11 tackles (seven)...Added one pass defended and split a sack...**(10/24) vs. Phi.:** Finished tied for third on the team with six tackles (two), adding one pass defended and one fumble recovery...**(11/7) at NYG:** Recorded four tackles (two), including one tackle for loss...**(11/14) vs. KC:** Started and recorded six tackles (four), including one tackle for loss...**(11/21) vs. Cin.:** Finished third on the team with eight tackles (three)...**(11/25) at Dal.:** Finished second on the team with nine tackles (five)...**(12/5) vs. Was.:** Recorded six tackles (three)...**(12/12) at KC:** Recorded one tackle...**(12/20) at Cle.:** Recorded one tackle and one pass defended...**(1/2/22) at Ind.:** Appeared in a reserved role on special teams.


CORY LITTLETON'S NFL REGULAR SEASON DEFENSIVE STATISTICS

				TACKLES								INTERCEPTIONS						O. FUMB				ST					MISC	
DATE	TEAM	GP	GS	TK	S	A	TFL	YDS	SK	YDS	QBH	NO	YDS	LG	TD	PD	FF	FR	TD	YDS	TK	S	A	FF	FR	S	A	
2016	Rams	16	1	10	5	5	0	0	0.0	0.0	0	0	0	0	0	0	0	0	0	0	10	10	0	0	0	0	0	
2017	Rams	16	4	31	19	12	2	7	1.0	6.0	3	1	2	2	0	4	1	0	0	0	5	4	1	0	0	0	0	
2018	Rams	16	16	125	90	35	9	50	4.0	43.0	4	3	48	22	1	13	0	0	0	0	0	0	0	0	0	0	0	
2019	Rams	16	16	134	78	56	6	42	3.5	25.0	5	2	32	26	0	9	2	4	0	16	0	0	0	0	0	0	0	
2020	Raiders	14	14	79	54	25	4	2	0.0	0.0	0	0	0	0	0	0	0	0	0	0	3	2	1	0	0	0	0	
2021	Raiders	16	13	95	50	45	2	7	0.5	0.5	2	0	0	0	0	4	0	1	0	0	3	1	2	0	0	0	0	
NFL TOTALS		94	64	474	296	178	23	108	9.0	74.5	14	6	82	26	1	30	3	5	0	16	21	17	4	0	0	0	0	

CORY LITTLETON'S 2021 GXG REGULAR-SEASON STATISTICS (RAIDERS)

			TACKLES								INTERCEPTIONS					O. FUMB				ST					MISC		W/L	SCORE
DATE	OPPONENT	P/S	TK	S	A	SK	YDS	TFL	YDS	QBH	NO	YDS	LG	TD	PD	FF	FR	TD	YDS	TK	S	A	FF	FR	S	A		
09/13	Ravens	S	10	4	6	0.0	0.0	0	0	0	0	0	0	0	0	0	0	0	0	0	0	0	0	0	0	0	W	33-27+
09/19	at Steelers	S	4	2	2	0.0	0.0	0	0	0	0	0	0	0	0	0	0	0	0	0	0	0	0	0	0	0	W	26-17
09/26	Dolphins	S	10	7	3	0.0	0.0	0	0	0	0	0	0	0	1	0	0	0	0	0	0	0	0	0	0	0	W	31-28+
10/04	at Chargers	S	12	8	4	0.0	0.0	0	0	0	0	0	0	0	0	0	0	0	0	0	2	1	1	0	0	0	L	14-28
10/10	Bears	S	6	3	3	0.0	0.0	0	0	0	0	0	0	0	0	0	0	0	0	0	0	0	0	0	0	0	L	9-20
10/17	at Broncos	S	11	7	4	0.5	0.5	0	0	1	0	0	0	0	1	0	0	0	0	0	0	0	0	0	0	0	W	34-24
10/24	Eagles	S	6	1	5	0.0	0.0	0	0	0	0	0	0	0	1	0	1	0	0	0	0	0	0	0	0	0	W	33-22
11/07	at Giants	S	4	2	2	0.0	0.0	1	7	0	0	0	0	0	0	0	0	0	0	0	0	0	0	0	0	0	L	16-23
11/14	Chiefs	S	6	4	2	0.0	0.0	1	0	0	0	0	0	0	0	0	0	0	0	0	0	0	0	0	0	0	L	14-41
11/21	Bengals	S	9	3	6	0.0	0.0	0	0	1	0	0	0	0	0	0	0	0	0	0	0	0	0	0	0	0	L	13-32
11/25	at Cowboys	S	9	5	4	0.0	0.0	0	0	0	0	0	0	0	0	0	0	0	0	0	0	0	0	0	0	0	W	36-33+
12/05	Washington	S	6	3	3	0.0	0.0	0	0	0	0	0	0	0	0	0	0	0	0	0	0	0	0	0	0	0	L	15-17
12/12	at Chiefs	S	1	1	0	0.0	0.0	0	0	0	0	0	0	0	0	0	0	0	0	0	0	0	0	0	0	0	L	9-48
12/20	at Browns	P	1	0	1	0.0	0.0	0	0	0	0	0	0	0	1	0	0	0	0	0	0	0	0	0	0	0	W	16-14
12/26	Broncos	P	0	0	0	0.0	0.0	0	0	0	0	0	0	0	0	0	0	0	0	0	1	0	1	0	0	0	W	17-13
01/02	at Colts	P	0	0	0	0.0	0.0	0	0	0	0	0	0	0	0	0	0	0	0	0	0	0	0	0	0	0	W	23-20
2021 TOTALS		16-13	95	50	45	0.5	0.5	2	7	2	0	0	0	0	4	0	1	0	0	3	1	2	0	0	0	0	0	9-7

+ - Overtime



JUSTIN MARCH-LILLARD

53

POSITION: LB
HT/WT: 6-0/222
ACQUIRED: FA-'21
BORN: 07/05/93

RAIDERS SEASON: 1
NFL SEASON: 7
COLLEGE: Akron
HOMETOWN: Danville, Ill.

2021: (1/2/22) at Ind.: Inactive.

JUSTIN MARCH-LILLARD'S NFL REGULAR SEASON DEFENSIVE STATISTICS

				TACKLES								INTERCEPTIONS						O. FUMB					ST					MISC	
DATE	TEAM	GP	GS	TK	S	A	TFL	YDS	SK	YDS	QBH	NO	YDS	LG	TD	PD	FF	FR	TD	YDS	TK	S	A	FF	FR	S	A		
2015	Chiefs	0	0	0	0	0	0	0	0.0	0.0	0	0	0	0	0	0	0	0	0	0	0	0	0	0	0	0	0		
2016	Chiefs	5	5	22	15	7	1	2	0.0	0.0	0	0	0	0	0	2	0	0	0	0	0	0	0	0	0	0	0		
2017	Dolphins	2	0	0	0	0	0	0	0.0	0.0	0	0	0	0	0	0	0	0	0	0	1	0	1	0	0	0	0		
2017	Seahawks	1	0	0	0	0	0	0	Went from Miami to Seattle.																				
									0.0	0.0	0	0	0	0	0	0	0	0	0	0	0	0	0	0	0	0	0	0	0
2017	Cowboys	7	0	0	0	0	0	0	Went from Seattle to Dallas.																				
									0.0	0.0	0	0	0	0	0	0	0	0	0	0	0	0	0	0	0	0	2	2	0
2017	TOTAL	10	0	0	0	0	0	0	0.0	0.0	0	0	0	0	0	0	0	0	0	0	3	2	1	0	0	0	0		
2018	Cowboys	16	0	1	0	1	0	0	0.0	0.0	0	0	0	0	0	0	0	0	0	0	3	1	2	0	0	0	0		
2019	Cowboys	16	0	6	5	1	0	0	0.0	0.0	0	0	0	0	0	1	0	0	0	0	6	5	1	0	0	0	0		
2020	Cowboys	12	0	0	0	0	0	0	0.0	0.0	0	0	0	0	0	0	0	0	0	0	4	3	1	0	0	0	0		
2021	Titans	0	0	0	0	0	0	0	0.0	0.0	0	0	0	0	0	0	0	0	0	0	0	0	0	0	0	0	0		
2021	49ers	1	0	0	0	0	0	0	Went from Tennessee to San Francisco.																				
									0.0	0.0	0	0	0	0	0	0	0	0	0	0	0	0	0	0	0	0	0	0	0
2021	TOTAL	1	0	0	0	0	0	0	0.0	0.0	0	0	0	0	0	0	0	0	0	0	0	0	0	0	0	0	0		
NFL TOTALS		60	5	29	20	9	1	2	0.0	0.0	0	0	0	0	0	3	0	0	0	0	16	11	5	0	0	0	0		

JUSTIN MARCH-LILLARD'S 2021 GXG REGULAR-SEASON STATISTICS (TITANS/49ERS)

			TACKLES							INTERCEPTIONS					O. FUMB				ST				MISC						
DATE	OPPONENT	P/S	TK	S	A	SK	YDS	TFL	YDS	QBH	NO	YDS	LG	TD	PD	FF	FR	TD	YDS	TK	S	A	FF	FR	S	A	W/L	SCORE	
09/12	Cardinals		NOT ON ROSTER																									L	13-38
09/19	at Seahawks		NOT ON ROSTER																									W	33-30+
09/26	Colts		NOT ON ROSTER																									W	25-16
10/03	at Jets		NOT ON ROSTER																									L	24-27+
10/10	at Jaguars		NOT ON ROSTER																									W	37-19
10/18	Bills		NOT ON ROSTER																									W	34-31
10/24	Chiefs		NOT ON ROSTER																									W	27-3
10/31	at Colts		NOT ON ROSTER																									W	34-31+
11/07	at Rams		NOT ON ROSTER																									W	28-16
11/14	Saints		NOT ON ROSTER																									W	23-21
11/21	Texans		NOT ON ROSTER																									L	13-22
11/28	at Patriots		NOT ON ROSTER																									L	13-36
			Went from Titans to 49ers.																										
12/05	at Seahawks	P	0	0	0	0.0	0.0	0	0	0	0	0	0	0	0	0	0	0	0	0	0	0	0	0	0	0	L	23-30	
			Went from 49ers to Titans.																										
12/12	Jaguars		NOT ON ROSTER																									W	20-0
12/19	at Steelers		NOT ON ROSTER																									L	13-19
12/23	49ers		NOT ON ROSTER																									W	20-17
2021 TOTALS		1-0	0	0	0	0.0	0.0	0	0	0	0	0	0	0	0	0	0	0	0	0	0	0	0	0	0	0	10-6		

+ - Overtime



MARCUS MARIOTA

8

POSITION: QB
HT/WT: 6-4/222
ACQUIRED: UFA-'20 (TEN.)
BORN: 10/30/93
RAIDERS SEASON: 2
NFL SEASON: 7
COLLEGE: Oregon
HOMETOWN: Honolulu, Hawaii

2021: (9/13) vs. Bal.: Appeared in one snap, carrying the ball for 31 yards...(10/17) at Den.: Did not play...(10/24) vs. Phi.: Appeared in one snap, carrying the ball for four yards...(11/7) at NYG: Appeared on one snap, converting on fourth-and-1 with a six yard carry...(11/14) vs. KC: Did not play...(11/21) vs. Cin.: Did not play...(11/25) at Dal.: Appeared on two snaps and finished with two rushes for four yards and one TD...(12/5) vs. Was.: Appeared on two snaps...(12/12) at KC: Appeared on one snap...(12/20) at Cle.: Appeared on four snaps, recording a three-yard rush on second-and-4...(1/2/22) at Ind.: Appeared on five snaps in the win, recording three carries for 16 yards.

MARCUS MARIOTA'S NFL REGULAR SEASON PASSING STATISTICS

DATE	TEAM	GP	GS	ATT.	CMP.	PCT.	YDS	AVG.	TD	INT.	LG	SK	LST	RATE
2015	Titans	12	12	370	230	62.2	2,818	7.6	19	10	61t	38	258	91.5
2016	Titans	15	15	451	276	61.2	3,426	7.6	26	9	60	23	156	95.6
2017	Titans	15	15	453	281	62.0	3,232	7.1	13	15	75t	27	173	79.3
2018	Titans	14	13	331	228	68.9	2,528	7.6	11	8	61t	42	243	92.3
2019	Titans	7	6	160	95	59.4	1,203	7.5	7	2	75t	25	162	92.3
2020	Raiders	1	0	28	17	60.7	226	8.1	1	1	35t	0	0	83.3
2021	Raiders	9	0	1	0	0.0	0	0.0	0	0	0	0	0	39.6
TOTALS		73	61	1,794	1,127	62.8	13,433	7.5	77	45	75T	155	992	89.5

MARCUS MARIOTA'S NFL REGULAR SEASON RUSHING STATISTICS

DATE	TEAM	NO	YD	AVG.	LG	TD
		.	S.			
2015	Titans	34	252	7.4	87t	2
2016	Titans	60	349	5.8	41	2
2017	Titans	60	312	5.2	34t	5
2018	Titans	64	357	5.6	27	2
2019	Titans	24	129	5.4	15	0
2020	Raiders	9	88	9.8	26	1
2021	Raiders	9	64	7.1	31	1
TOTALS		260	1,551	6.0	87T	13

MARCUS MARIOTA'S NFL REGULAR SEASON PASSING/RUSHING STATISTICS

				PASSING											RUSHING				
DATE	TEAM	GP	GS	ATT.	CMP.	PCT.	YDS	AVG.	TD	INT.	LG	SK	LST	RATE	NO.	YDS.	AVG.	LG	TD
2015	Titans	12	12	370	230	62.2	2,818	7.6	19	10	61t	38	258	91.5	34	252	7.4	87t	2
2016	Titans	15	15	451	276	61.2	3,426	7.6	26	9	60	23	156	95.6	60	349	5.8	41	2
2017	Titans	15	15	453	281	62.0	3,232	7.1	13	15	75t	27	173	79.3	60	312	5.2	34t	5
2018	Titans	14	13	331	228	68.9	2,528	7.6	11	8	61t	42	243	92.3	64	357	5.6	27	2
2019	Titans	7	6	160	95	59.4	1,203	7.5	7	2	75t	25	162	92.3	24	129	5.4	15	0
2020	Raiders	1	0	28	17	60.7	226	8.1	1	1	35t	0	0	83.3	9	88	9.8	26	1
2021	Raiders	9	0	1	0	0.0	0	0.0	0	0	0	0	0	39.6	9	64	7.1	31	1
TOTALS		73	61	1,794	1,127	62.8	13,433	7.5	77	45	75T	155	992	89.5	260	1,551	6.0	87T	13

MARCUS MARIOTA'S 2021 GXG REGULAR-SEASON STATISTICS (RAIDERS)

DATE	OPPONENT	P/S	PASSING											RUSHING				W/L	SCORE
			ATT	CMP	YDS	PCT	Y/A	Y/C	TD	INT	LG	SK/YD	RATE	ATT	YDS	LG	TD		
09/13	Ravens	P	0	0	0	0.0	0.0	0.0	0	0	0	0/0	0.0	1	31	31	0	W	33-27+
09/19	at Steelers																	W	26-17
09/26	Dolphins																	W	31-28+
10/04	at Chargers																	L	14-28
10/10	Bears																	L	9-20
10/17	at Broncos																	W	34-24
10/24	Eagles	P	0	0	0	0.0	0.0	0.0	0	0	0	0/0	0.0	1	4	4	0	W	33-22
11/07	at Giants	P	0	0	0	0.0	0.0	0.0	0	0	0	0/0	0.0	1	6	6	0	L	16-23
11/14	Chiefs	P	0	0	0	0.0	0.0	0.0	0	0	0	0/0	0.0	0	0	0	0	L	14-41
11/21	Bengals																	L	13-32
11/25	at Cowboys	P	0	0	0	0.0	0.0	0.0	0	0	0	0/0	0.0	2	4	3t	1	W	36-33+
12/05	Washington	P	0	0	0	0.0	0.0	0.0	0	0	0	0/0	0.0	0	0	0	0	L	15-17
12/12	at Chiefs	P	0	0	0	0.0	0.0	0.0	0	0	0	0/0	0.0	0	0	0	0	L	9-48
12/20	at Browns	P	0	0	0	0.0	0.0	0.0	0	0	0	0/0	0.0	1	3	3	0	W	16-14
01/02	at Colts	P	1	0	0	0.0	0.0	0.0	0	0	0	0/0	39.6	3	16	9	0	W	23-20
2021 TOTALS		9-0	1	0	0	0.0	0.0	0.0	0	0	0	0/0	39.6	9	64	31	1	8-7	

+ - Overtime

300-YARD PASSING GAMES (8): REGULAR SEASON

DATE	TEAM	NO.	YDS.	AVG.	LG	TD
09/27/15	COLTS	27	367	13.6	35	2
11/08/15	at Saints	28	371	13.3	61t	4
11/06/16	at Chargers	27	313	11.6	48	3
10/16/17	COLTS	23	306	13.3	53t	1
11/16/17	at Steelers	22	306	13.9	75t	1
09/30/18	EAGLES	30	344	11.5	51	2
11/26/18	at Texans	22	303	13.8	61t	2
09/19/19	at Jaguars	23	304	13.2	47	0



NICK MARTIN

66

POSITION: C
HT/WT: 6-4/295
ACQUIRED: UFA-'21 (HOU.)
BORN: 04/29/93
RAIDERS SEASON: 1
NFL SEASON: 6
COLLEGE: Notre Dame
HOMETOWN: Indianapolis, Ind.

2021: (9/13) vs. Bal.: Appeared exclusively on special teams...(9/19) **at Pit.:** Saw action exclusively on special teams...(9/26) **vs. Mia.:** Appeared exclusively on special teams...(10/4) **at LAC:** Saw limited action exclusively on special teams...(10/10) **vs. Chi.:** Appeared in a limited role on special teams...(10/17) **at Den.:** Saw action on special teams...(10/24) **vs. Phi.:** Appeared in a limited role on both offense and special teams...(11/7) **at NYG:** Appeared in a limited role on both offense and special teams...(11/14) **vs. KC:** Saw action on special teams...(11/21) **vs. Cin.:** Appeared in a limited role on special teams...(11/25) **at Dal.:** Appeared exclusively on special teams...(12/5) **vs. Was.:** Saw limited action on both offense and special teams...(12/12) **at KC:** Appeared in a limited role on special teams...(12/20) **at Cle.:** Appeared in a reserve role on special teams...(12/26) **vs. Den.:** Saw limited action on special teams...(1/2/22) **at Ind.:** Appeared in a limited role exclusively on special teams.

NICK MARTIN'S NFL REGULAR SEASON STATISTICS

DATE	TEAM	GP	GS
2016	Texans	0	0
2017	Texans	14	14
2018	Texans	16	16
2019	Texans	16	16
2020	Texans	16	16
2021	Raiders	16	0
NFL TOTALS		78	62

NICK MARTIN'S 2021 GYG REGULAR-SEASON STATISTICS (RAIDERS)

DATE	OPPONENT	P/S	W/L	SCORE
09/13	Ravens	P	W	33-27+
09/19	at Steelers	P	W	26-17
09/26	Dolphins	P	W	31-28+
10/04	at Chargers	P	L	14-28
10/10	Bears	P	L	9-20
10/17	at Broncos	P	W	34-24
10/24	Eagles	P	W	33-22
11/07	at Giants	P	L	16-23
11/14	Chiefs	P	L	14-41
11/21	Bengals	P	L	13-32
11/25	at Cowboys	P	W	36-33+
12/05	Washington	P	L	15-17
12/12	at Chiefs	P	L	9-48
12/20	at Browns	P	W	16-14
12/26	Broncos	P	W	17-13
01/02	at Colts	P	W	23-20
2021 TOTALS		16-0	9-7	

+ - Overtime



KOLTON MILLER

74

POSITION: T

HT/WT: 6-8/325

ACQUIRED: D1-'18

BORN: 09/10/95

RAIDERS SEASON: 4

NFL SEASON: 4

COLLEGE: UCLA

HOMETOWN: Roseville, Calif.

2021: (9/13) vs. Bal.: Started at left tackle in the win...Helped allow QB Derek Carr to record 435 passing yards, marking the third-most of his career...**(9/19) at Pit.:** Started at left tackle in the win, helping Carr complete 28-of-37 passes for 382 yards with two TDs for a passer rating of 126.2...**(9/26) vs. Mia.:** Started at left tackle in the win...Helped pave the way for a season-high 497 yards of total offense, including 140 rushing yards...Allowed Carr to complete 26-of-43 passing for 386 yards, marking his third consecutive game with at least 325 passing yards...**(10/4) at LAC:** Started at left tackle in the contest, while also seeing action on special teams...**(10/10) vs. Chi.:** Started at left tackle, helping pave the way for RB Josh Jacobs' third rushing TD of the season...**(10/17) at Den.:** Started at left tackle and helped Carr finish with 18-of-27 passing for 341 yards and two TDs for a passer rating of 134.4, marking the sixth-highest rating in his career...**(10/24) vs. Phi.:** Started at left tackle as part of a line that posted its first clean sheet of the season, while helping Carr complete 91.2 percent of his attempts (31-for-34)...**(11/7) at NYG:** Started at left tackle and helped pave the way for 403 yards of total offense, including 117 on the ground...Also part of an offensive line that surrendered just one sack in the contest...**(11/14) vs. KC:** Started at left tackle and helped the offense record 299 total net yards...**(11/21) vs. Cin.:** Started at left tackle, helping the offense record 278 total net yards...**(11/25) at Dal.:** Started at left tackle as part of an offensive line that paved the way for 509 total net yards, including 143 yards on the ground...**(12/5) vs. Was.:** Started at left tackle, helping the offense record 310 yards...**(12/12) at KC:** Started at left tackle, helping the offense record 290 total net yards...**(12/20) at Cle.:** Started at left tackle, helping the offense record 328 yards of total offense with 98 rushing yards...**(12/26) vs. Den.:** Started at left tackle, helping pave the way for a season-high 160 rushing yards...**(1/2/22) at Ind.:** Started at left tackle in the win, paving the way for 326 yards of total offense.

KOLTON MILLER'S NFL REGULAR SEASON STATISTICS

DATE	TEAM	GP	GS
2018	Raiders	16	16
2019	Raiders	16	16
2020	Raiders	14	14
2021	Raiders	16	16
NFL TOTALS		62	62

KOLTON MILLER'S 2021 GXG REGULAR-SEASON STATISTICS (RAIDERS)

DATE	OPPONENT	P/S	W/L	SCORE
09/13	Ravens	S	W	33-27+
09/19	at Steelers	S	W	26-17
09/26	Dolphins	S	W	31-28+
10/04	at Chargers	S	L	14-28
10/10	Bears	S	L	9-20
10/17	at Broncos	S	W	34-24
10/24	Eagles	S	W	33-22
11/07	at Giants	S	L	16-23
11/14	Chiefs	S	L	14-41
11/21	Bengals	S	L	13-32
11/25	at Cowboys	S	W	36-33+
12/05	Washington	S	L	15-17
12/12	at Chiefs	S	L	9-48
12/20	at Browns	S	W	16-14
12/26	Broncos	S	W	17-13
01/02	at Colts	S	W	23-20
2021 TOTALS		16-16	9-7	

+ - Overtime



TRE'VON MOEHRIG

25

POSITION: S
HT/WT: 6-1/202
ACQUIRED: D2 - '21
BORN: 06/16/99
RAIDERS SEASON: R
NFL SEASON: R
COLLEGE: TCU
HOMETOWN: Spring Branch, Texas

2021: (9/13) vs. Bal.: Made his NFL debut, starting and recording five tackles (two solo)...**(9/19) at Pit.:** Started in the win, playing every defensive snap and recording three tackles...**(9/26) vs. Mia.:** Appeared on both defense and special teams, recording one tackle...**(10/4) at LAC:** Started and recorded four tackles and one pass defended...**(10/10) vs. Chi.:** Finished with two tackles...**(10/17) at Den.:** Recorded his first career INT, picking off QB Teddy Bridgewater on third-and-10 with 7:04 remaining in the fourth quarter...Added three tackles (two) and two passes defended...**(10/24) vs. Phi.:** Recorded three tackles in the win...**(11/7) at NYG:** Started and recorded five tackles (three)...**(11/14) vs. KC:** Started and recorded five tackles (four) and one pass defended...Added one tackle on special teams...**(11/21) vs. Cin.:** Recorded one tackle and one pass defended...**(11/25) at Dal.:** Started and recorded four tackles (one)...**(12/5) vs. Was.:** Finished with four tackles (three) and one pass defended...**(12/12) at KC:** Recorded two tackles on defense and added on stop on special teams...**(12/20) at Cle.:** Recorded four tackles in the win...**(12/26) vs. Den.:** Recorded one tackle on defense in the win...**(1/2/22) at Ind.:** Finished with one tackle in the win.

TRE'VON MOEHRIG'S NFL REGULAR SEASON DEFENSIVE STATISTICS

			TACKLES									INTERCEPTIONS						O. FUMB				ST					MISC	
DATE	TEAM	GP	GS	TK	S	A	TFL	YDS	SK	YDS	QBH	NO	YDS	LG	TD	PD	FF	FR	TD	YDS	TK	S	A	FF	FR	S	A	
2021	Raiders	16	16	48	30	18	0	0	0.0	0.0	0	1	35	35	0	6	0	0	0	0	3	3	0	0	0	0	0	
NFL TOTALS		16	16	48	30	18	0	0	0.0	0.0	0	1	35	35	0	6	0	0	0	0	3	3	0	0	0	0	0	

TRE'VON MOEHRIG'S 2021 GXG REGULAR-SEASON STATISTICS (RAIDERS)

			TACKLES								INTERCEPTIONS					O. FUMB				ST					MISC				
DATE	OPPONENT	P/S	TK	S	A	SK	YDS	TFL	YDS	QBH	NO	YDS	LG	TD	PD	FF	FR	TD	YDS	TK	S	A	FF	FR	S	A	W/L	SCORE	
09/13	Ravens	S	5	2	3	0.0	0.0	0	0	0	0	0	0	0	0	0	0	0	0	0	0	0	0	0	0	0	W	33-27+	
09/19	at Steelers	S	3	3	0	0.0	0.0	0	0	0	0	0	0	0	0	0	0	0	0	0	0	0	0	0	0	0	W	26-17	
09/26	Dolphins	S	1	1	0	0.0	0.0	0	0	0	0	0	0	0	0	0	0	0	0	0	0	0	0	0	0	0	W	31-28+	
10/04	at Chargers	S	4	4	0	0.0	0.0	0	0	0	0	0	0	0	1	0	0	0	0	1	1	0	0	0	0	0	L	14-28	
10/10	Bears	S	2	0	2	0.0	0.0	0	0	0	0	0	0	0	0	0	0	0	0	0	0	0	0	0	0	0	L	9-20	
10/17	at Broncos	S	3	2	1	0.0	0.0	0	0	0	1	35	35	0	2	0	0	0	0	0	0	0	0	0	0	0	W	34-24	
10/24	Eagles	S	3	1	2	0.0	0.0	0	0	0	0	0	0	0	0	0	0	0	0	0	0	0	0	0	0	0	W	33-22	
11/07	at Giants	S	5	3	2	0.0	0.0	0	0	0	0	0	0	0	0	0	0	0	0	0	0	0	0	0	0	0	L	16-23	
11/14	Chiefs	S	5	4	1	0.0	0.0	0	0	0	0	0	0	0	1	0	0	0	0	1	1	0	0	0	0	0	L	14-41	
11/21	Bengals	S	1	1	0	0.0	0.0	0	0	0	0	0	0	0	1	0	0	0	0	0	0	0	0	0	0	0	L	13-32	
11/25	at Cowboys	S	4	1	3	0.0	0.0	0	0	0	0	0	0	0	0	0	0	0	0	0	0	0	0	0	0	0	W	36-33+	
12/05	Washington	S	4	3	1	0.0	0.0	0	0	0	0	0	0	0	1	0	0	0	0	0	0	0	0	0	0	0	L	15-17	
12/12	at Chiefs	S	2	2	0	0.0	0.0	0	0	0	0	0	0	0	0	0	0	0	0	1	1	0	0	0	0	0	L	9-48	
12/20	at Browns	S	4	3	1	0.0	0.0	0	0	0	0	0	0	0	0	0	0	0	0	0	0	0	0	0	0	0	W	16-14	
12/26	Broncos	S	1	0	1	0.0	0.0	0	0	0	0	0	0	0	0	0	0	0	0	0	0	0	0	0	0	0	W	17-13	
01/02	at Colts	S	1	0	1	0.0	0.0	0	0	0	0	0	0	0	0	0	0	0	0	0	0	0	0	0	0	0	W	23-20	
2021 TOTALS		16-16	48	30	18	0.0	0.0	0	0	0	1	35	35	0	6	0	0	0	0	3	3	0	0	0	0	0	0	9-7	

+ - Overtime



FOSTER MOREAU

87

POSITION: TE
HT/WT: 6-4/250
ACQUIRED: D4C-'19
BORN: 06/05/97
RAIDERS SEASON: 3
NFL SEASON: 3
COLLEGE: LSU
HOMETOWN: New Orleans, La.

2021: (9/13) vs. Bal.: Appeared on both offense and special teams in the win...**(9/19) at Pit.:** Recorded two receptions for 34 yards with one TD...**(9/26) vs. Mia.:** Started in the win, recording one catch for eight yards...Also made one stop on special teams...**(10/4) at LAC:** Appeared on both offense and special teams...**(10/10) vs. Chi.:** Saw action on both offense and special teams...**(10/17) at Den.:** Recorded on reception for 11 yards and appeared on special teams...**(10/24) vs. Phi.:** Started and finished with 60 yards on six receptions with one TD in the win...**(11/7) at NYG:** Appeared on offense and special teams, making one stop with the unit...**(11/14) vs. KC:** Appeared on both offense and special teams...Recovered a fumble on the 50-yard line which was forced by P AJ Cole...**(11/21) vs. Cin.:** Recorded one TD on a 19-yard reception...**(11/25) at Dal.:** Hauled in one pass for three yards...**(12/5) vs. Was.:** Recorded one reception for 34 yards...**(12/12) at KC:** Finished with three receptions for 13 yards...**(12/20) at Cle.:** Led the team with seven receptions for 65 yards in the win...**(12/26) vs. Den.:** Set a career high with 67 receiving yards on four receptions...**(1/2/22) at Ind.:** Recorded one reception for nine yards in the win, while also appearing on special teams.

FOSTER MOREAU'S NFL REGULAR SEASON RUSHING/RECEIVING STATISTICS

DATE	TEAM	GP	GS	RECEIVING					RUSHING				
				NO.	YDS.	AVG.	LG	TD	NO.	YDS.	AVG.	LG	TD
2019	Raiders	13	7	21	174	8.3	23	5	0	0	0.0	0	0
2020	Raiders	16	2	7	140	20.0	47t	2	0	0	0.0	0	0
2021	Raiders	16	10	28	323	11.5	34	3	0	0	0.0	0	0
NFL TOTALS		45	19	56	637	11.4	47T	10	0	0	0.0	0	0

FOSTER MOREAU'S NFL REGULAR SEASON RETURN STATISTICS

KICKOFF RETURNS							PUNT RETURNS					
DATE	TEAM	RET.	YDS.	AVG.	LG	TD	NO.	FC	YDS.	AVG.	LG	TD
2019	Raiders	0	0	0.0	0	0	0	0	0	0.0	0	0
2020	Raiders	0	0	0.0	0	0	0	0	0	0.0	0	0
2021	Raiders	0	0	0.0	0	0	0	0	0	0.0	0	0
NFL TOTALS		0	0	0.0	0	0	0	0	0	0.0	0	0

FOSTER MOREAU'S 2021 GXG REGULAR-SEASON STATISTICS (RAIDERS)

DATE	OPPONENT	P/S	RECEIVING					RUSHING					W/L	SCORE
			NO.	YDS.	AVG.	LG	TD	NO.	YDS.	AVG.	LG	TD		
09/13	Ravens	P	0	0	0.0	0	0	0	0	0.0	0	0	W	33-27+
09/19	at Steelers	S	2	34	17.0	25	1	0	0	0.0	0	0	W	26-17
09/26	Dolphins	S	1	8	8.0	8	0	0	0	0.0	0	0	W	31-28+
10/04	at Chargers	P	0	0	0.0	0	0	0	0	0.0	0	0	L	14-28
10/10	Bears	P	0	0	0.0	0	0	0	0	0.0	0	0	L	9-20
10/17	at Broncos	P	1	11	11.0	11	0	0	0	0.0	0	0	W	34-24
10/24	Eagles	S	6	60	10.0	21	1	0	0	0.0	0	0	W	33-22
11/07	at Giants	P	0	0	0.0	0	0	0	0	0.0	0	0	L	16-23
11/14	Chiefs	S	0	0	0.0	0	0	0	0	0.0	0	0	L	14-41
11/21	Bengals	P	1	19	19.0	19t	1	0	0	0.0	0	0	L	13-32
11/25	at Cowboys	S	1	3	3.0	3	0	0	0	0.0	0	0	W	36-33+
12/05	Washington	S	1	34	34.0	34	0	0	0	0.0	0	0	L	15-17
12/12	at Chiefs	S	3	13	4.3	7	0	0	0	0.0	0	0	L	9-48
12/20	at Browns	S	7	65	9.3	14	0	0	0	0.0	0	0	W	16-14
12/26	Broncos	S	4	67	16.8	28	0	0	0	0.0	0	0	W	17-13
01/02	at Colts	S	1	9	9.0	9	0	0	0	0.0	0	0	W	23-20
2021 TOTALS		16-10	28	323	11.5	34	3	0	0	0.0	0	0	9-7	

+ - Overtime



YANNICK NGAKOUÉ

91

POSITION: DE
HT/WT: 6-2/246
ACQUIRED: UFA -'21 (BAL.)
BORN: 03/31/95
RAIDERS SEASON: 1
NFL SEASON: 6
COLLEGE: Maryland
HOMETOWN: Washington, D.C.

2021: (9/13) vs. Bal.: Started in his Raiders debut, recording four tackles (two solo) and one pass defended before exiting early due to injury...**(9/19) at Pit.:** Started in the win, appearing exclusively on defense...**(9/26) vs. Mia.:** Recorded one tackle in the overtime win...**(10/4) at LAC:** Started and recorded one tackle...**(10/10) vs. Chi.:** Finished with three tackles (three) and two sacks, marking his first multi-sack game of the season...**(10/17) at Den.:** Recorded one tackle...**(10/24) vs. Phi.:** Finished with four tackles (two), two tackles for loss, two sacks and a career-high two passes defended in the win...His two sacks marked the 12th multi-sack game of his career...**(11/7) at NYG:** Recorded two tackles and two sacks for a loss of eight yards...Added one forced fumble...**(11/14) vs. KC:** Started at defensive end...**(11/21) vs. Cin.:** Recorded three tackles, one sack and one forced fumble in the contest...**(11/25) at Dal.:** Recorded two tackles and one sack...Became one of four players since 1982 (when sacks became an official stat) to begin his career with five consecutive season eight-plus sack seasons...**(12/5) vs. Was.:** Recorded two tackles...**(12/12) at KC:** Recorded his ninth sack of the season, taking down QB Patrick Mahomes for a loss of 10 yards...Finished with two stops in the contest...**(12/20) at Cle.:** Appeared on defense in the win...**(12/26) vs. Den.:** Recorded one stop in the win...**(1/2/22) at Ind.:** Recorded his 10th sack of the season, taking down QB Carson Wentz for a loss of eight yards.

YANNICK NGAKOUÉ'S NFL REGULAR SEASON DEFENSIVE STATISTICS

TACKLES																														INTERCEPTIONS							O. FUMB				ST						MISC			
DATE	TEAM	GP	GS	TK	S	A	TFL	YDS	SK	YDS	QBH	NO	YDS	LG	TD	PD	FF	FR	TD	YDS	TK	S	A	FF	FR	S	A																							
2016	Jaguars	16	15	23	20	3	6	37	8.0	45.0	14	1	9	9	0	2	4	0	0	0	0	0	0	0	0	0	0																							
2017	Jaguars	16	16	30	24	6	10	54	12.0	85.0	23	0	0	0	0	0	6	2	1	67	0	0	0	0	0	0	0																							
2018	Jaguars	16	16	28	25	3	13	69	9.5	62.5	33	0	0	0	0	1	0	0	0	0	0	0	0	0	0	0	0																							
2019	Jaguars	15	15	41	36	5	13	71	8.0	56.0	15	1	23	23t	1	6	4	1	0	-2	0	0	0	0	0	0	0																							
2020	Vikings	6	5	12	12	0	5	9	5.0	26.0	8	0	0	0	0	0	2	0	0	0	0	0	0	0	0	0	0																							
Went from Minnesota to Baltimore.																																																		
2020	Ravens	9	3	11	11	0	2	8	3.0	17.0	3	0	0	0	0	1	2	0	0	0	0	0	0	0	0	0	0																							
2020	TOTAL	15	8	23	23	0	7	17	8.0	43.0	11	0	0	0	0	1	4	0	0	0	0	0	0	0	0	0	0																							
2021	Raiders	16	16	28	17	11	8	51	10.0	50.0	23	0	0	0	0	3	2	0	0	0	0	0	0	0	0	0	0																							
NFL TOTALS		94	86	173	145	28	57	299	55.5	341.5	119	2	32	23T	1	13	20	3	1	65	0	0	0	0	0	0	0																							

YANNICK NGAKOUÉ'S 2021 GXG REGULAR-SEASON STATISTICS (RAIDERS)

			TACKLES								INTERCEPTIONS					O. FUMB				ST					MISC				
DATE	OPPONENT	P/S	TK	S	A	SK	YDS	TFL	YDS	QBH	NO	YDS	LG	TD	PD	FF	FR	TD	YDS	TK	S	A	FF	FR	S	A	W/L	SCORE	
09/13	Ravens	S	5	2	3	0.0	0.0	0	0	1	0	0	0	0	1	0	0	0	0	0	0	0	0	0	0	0	W	33-27+	
09/19	at Steelers	S	0	0	0	0.0	0.0	0	0	0	0	0	0	0	0	0	0	0	0	0	0	0	0	0	0	0	W	26-17	
09/26	Dolphins	S	1	0	1	0.0	0.0	0	0	1	0	0	0	0	0	0	0	0	0	0	0	0	0	0	0	0	W	31-28+	
10/04	at Chargers	S	1	1	0	0.0	0.0	0	0	2	0	0	0	0	0	0	0	0	0	0	0	0	0	0	0	0	L	14-28	
10/10	Bears	S	3	3	0	2.0	10.0	1	10	2	0	0	0	0	0	0	0	0	0	0	0	0	0	0	0	0	L	9-20	
10/17	at Broncos	S	1	0	1	0.0	0.0	0	0	2	0	0	0	0	0	0	0	0	0	0	0	0	0	0	0	0	W	34-24	
10/24	Eagles	S	4	2	2	2.0	13.0	2	13	2	0	0	0	0	2	0	0	0	0	0	0	0	0	0	0	0	W	33-22	
11/07	at Giants	S	2	2	0	2.0	6.0	1	4	2	0	0	0	0	0	1	0	0	0	0	0	0	0	0	0	0	L	16-23	
11/14	Chiefs	S	0	0	0	0.0	0.0	0	0	0	0	0	0	0	0	0	0	0	0	0	0	0	0	0	0	0	L	14-41	
11/21	Bengals	S	3	2	1	1.0	1.0	0	0	1	0	0	0	0	0	1	0	0	0	0	0	0	0	0	0	0	L	13-32	
11/25	at Cowboys	S	2	2	0	1.0	2.0	1	2	2	0	0	0	0	0	0	0	0	0	0	0	0	0	0	0	0	W	36-33+	
12/05	Washington	S	2	0	2	0.0	0.0	0	0	1	0	0	0	0	0	0	0	0	0	0	0	0	0	0	0	0	L	15-17	
12/12	at Chiefs	S	2	1	1	1.0	10.0	1	10	1	0	0	0	0	0	0	0	0	0	0	0	0	0	0	0	0	L	9-48	
12/20	at Browns	S	0	0	0	0.0	0.0	0	0	1	0	0	0	0	0	0	0	0	0	0	0	0	0	0	0	0	W	16-14	
12/26	Broncos	S	1	1	0	0.0	0.0	1	4	1	0	0	0	0	0	0	0	0	0	0	0	0	0	0	0	0	W	17-13	
01/02	at Colts	S	1	1	0	1.0	8.0	1	8	4	0	0	0	0	0	0	0	0	0	0	0	0	0	0	0	0	W	23-20	
2021 TOTALS		16-16	28	17	11	10.0	50.0	8	51	23	0	0	0	0	3	2	0	0	0	0	0	0	0	0	0	0	0	9-7	

+ - Overtime



KEISEAN NIXON

22

POSITION: CB
HT/WT: 5-10/200
ACQUIRED: FA-'19
BORN: 06/22/97

RAIDERS SEASON: 3
NFL SEASON: 3
COLLEGE: South Carolina
HOMETOWN: Compton, Calif.

2021: (10/10) vs. Chi.: Return to action, appearing exclusively on special teams...(10/17) **at Den.:** Appeared in a reserve role on defense and recorded one tackle...Also saw action on special teams...(10/24) **vs. Phi.:** Saw action in a reserve role on special teams...(11/7) **at NYG:** Recorded two stops on special teams...(11/14) **vs. KC:** Appeared exclusively on special teams...(11/21) **vs. Cin.:** Inactive...(11/25) **at Dal.:** Inactive...(12/5) **vs. Was.:** Recorded two stops on special teams...(12/12) **at KC:** Appeared exclusively on special teams...(12/20) **at Cle.:** Finished the game with four tackles (three)...(12/26) **vs. Den.:** Recorded three stops on defense in the win...(1/2/22) **at Ind.:** Appeared on defense and special teams in the win.

KEISEAN NIXON'S NFL REGULAR SEASON DEFENSIVE STATISTICS

				TACKLES								INTERCEPTIONS						O. FUMB				ST					MISC	
DATE	TEAM	GP	GS	TK	S	A	TFL	YDS	SK	YDS	QBH	NO	YDS	LG	TD	PD	FF	FR	TD	YDS	TK	S	A	FF	FR	S	A	
2019	Raiders	14	0	3	3	0	0	0	0.0	0.0	0	0	0	0	0	1	0	0	0	0	9	9	0	0	0	0	0	0
2020	Raiders	15	1	9	6	3	0	0	0.0	0.0	1	0	0	0	0	0	0	0	0	0	5	3	2	0	0	0	0	0
2021	Raiders	10	1	8	6	2	0	0	0.0	0.0	1	0	0	0	0	0	0	0	0	0	4	1	3	0	0	0	0	0
NFL TOTALS		39	2	20	15	5	0	0	0.0	0.0	2	0	0	0	0	1	0	0	0	0	18	13	5	0	0	0	0	0

KEISEAN NIXON'S 2021 GXG REGULAR-SEASON STATISTICS (RAIDERS)

			TACKLES							INTERCEPTIONS					O. FUMB				ST				MISC		W/L	SCORE		
DATE	OPPONENT	P/S	TK	S	A	SK	YDS	TFL	YDS	QBH	NO	YDS	LG	TD	PD	FF	FR	TD	YDS	TK	S	A	FF	FR			S	A
09/13	Ravens		INJURED RESERVE																				W	33-27+				
09/19	at Steelers		INJURED RESERVE																				W	26-17				
09/26	Dolphins		INJURED RESERVE																				W	31-28+				
10/04	at Chargers		INJURED RESERVE																				L	14-28				
10/10	Bears	P	0	0	0	0.0	0.0	0	0	0	0	0	0	0	0	0	0	0	0	0	0	0	0	0	0	L	9-20	
10/17	at Broncos	P	1	0	1	0.0	0.0	0	0	0	0	0	0	0	0	0	0	0	0	0	0	0	0	0	0	0	W	34-24
10/24	Eagles	P	0	0	0	0.0	0.0	0	0	0	0	0	0	0	0	0	0	0	0	0	0	0	0	0	0	0	W	33-22
11/07	at Giants	P	0	0	0	0.0	0.0	0	0	0	0	0	0	0	0	0	0	0	0	2	0	2	0	0	0	0	L	16-23
11/14	Chiefs	P	0	0	0	0.0	0.0	0	0	0	0	0	0	0	0	0	0	0	0	0	0	0	0	0	0	0	L	14-41
11/21	Bengals		ON INACTIVE LIST																				L	13-32				
11/25	at Cowboys		INACTIVE																				W	36-33+				
12/05	Washington	P	0	0	0	0.0	0.0	0	0	0	0	0	0	0	0	0	0	0	0	2	1	1	0	0	0	0	L	15-17
12/12	at Chiefs	P	0	0	0	0.0	0.0	0	0	0	0	0	0	0	0	0	0	0	0	0	0	0	0	0	0	0	L	9-48
12/20	at Browns	S	4	3	1	0.0	0.0	0	0	1	0	0	0	0	0	0	0	0	0	0	0	0	0	0	0	0	W	16-14
12/26	Broncos	P	3	3	0	0.0	0.0	0	0	0	0	0	0	0	0	0	0	0	0	0	0	0	0	0	0	0	W	17-13
01/02	at Colts	P	0	0	0	0.0	0.0	0	0	0	0	0	0	0	0	0	0	0	0	0	0	0	0	0	0	0	W	23-20
2021 TOTALS		10-1	8	6	2	0.0	0.0	0	0	1	0	0	0	0	0	0	0	0	0	4	1	3	0	0	0	0	9-7	

+ - Overtime



PATRICK ONWUASOR

48

POSITION: LB
HT/WT: 6-0/227
ACQUIRED: FA-'21
BORN: 08/22/92

RAIDERS SEASON: 1
NFL SEASON: 6
COLLEGE: Portland State
HOMETOWN: Inglewood, CA

2021: (11/21) vs. Cin.: Appeared exclusively on special teams...(11/25) at Dal.: Saw action on special teams...(12/5) vs. Was.: Inactive...(12/12) at KC: Inactive...(12/20) at Cle.: Appeared exclusively on special teams.


PATRICK ONWUASOR'S NFL REGULAR SEASON DEFENSIVE STATISTICS

				TACKLES								INTERCEPTIONS						O. FUMB				ST					MISC	
DATE	TEAM	GP	GS	TK	S	A	TFL	YDS	SK	YDS	QBH	NO	YDS	LG	TD	PD	FF	FR	TD	YDS	TK	S	A	FF	FR	S	A	
2016	Ravens	11	1	10	1	9	0	0	0.0	0.0	0	0	0	0	0	0	0	0	0	0	11	8	3	1	0	0	0	
2017	Ravens	16	13	88	65	23	4	10	1.0	1.0	1	0	0	0	0	2	1	1	0	0	2	2	0	0	0	0	0	
2018	Ravens	16	12	54	35	19	8	45	5.5	43.5	12	1	33	33	0	3	2	0	0	0	5	2	3	0	0	0	0	
2019	Ravens	14	6	61	45	16	5	29	3.0	23.0	6	0	0	0	0	1	1	0	0	0	3	3	0	0	0	0	0	
2020	Ravens	0	0	0	0	0	0	0	0.0	0.0	0	0	0	0	0	0	0	0	0	0	0	0	0	0	0	0	0	
Went from Baltimore to N.Y. Jets.																												
2020	Jets	0	0	0	0	0	0	0	0.0	0.0	0	0	0	0	0	0	0	0	0	0	0	0	0	0	0	0	0	
2020	TOTAL	0	0	0	0	0	0	0	0.0	0.0	0	0	0	0	0	0	0	0	0	0	0	0	0	0	0	0	0	
2021	Raiders	6	0	0	0	0	0	0	0.0	0.0	0	0	0	0	0	0	0	0	0	0	0	0	0	0	0	0	0	
NFL TOTALS		63	32	213	146	67	17	84	9.5	67.5	19	1	33	33	0	6	4	1	0	0	21	15	6	1	0	0	0	

PATRICK ONWUASOR'S 2021 GXG REGULAR-SEASON STATISTICS (RAIDERS)

			TACKLES							INTERCEPTIONS					O. FUMB				ST					MISC					
DATE	OPPONENT	P/S	TK	S	A	SK	YDS	TFL	YDS	QBH	NO	YDS	LG	TD	PD	FF	FR	TD	YDS	TK	S	A	FF	FR	S	A	W/L	SCORE	
09/13	Ravens		PRACTICE SQUAD																									W	33-27+
09/19	at Steelers		PRACTICE SQUAD																									W	26-17
09/26	Dolphins		PRACTICE SQUAD																									W	31-28+
10/04	at Chargers		PRACTICE SQUAD																									L	14-28
10/10	Bears		PRACTICE SQUAD																									L	9-20
10/17	at Broncos		PRACTICE SQUAD																									W	34-24
10/24	Eagles		PRACTICE SQUAD																									W	33-22
11/07	at Giants		PRACTICE SQUAD																									L	16-23
11/14	Chiefs		PRACTICE SQUAD																									L	14-41
11/21	Bengals	P	0	0	0	0.0	0.0	0	0	0	0	0	0	0	0	0	0	0	0	0	0	0	0	0	0	0	L	13-32	
11/25	at Cowboys	P	0	0	0	0.0	0.0	0	0	0	0	0	0	0	0	0	0	0	0	0	0	0	0	0	0	0	W	36-33+	
12/05	Washington		ON INACTIVE LIST																									L	15-17
12/12	at Chiefs		ON INACTIVE LIST																									L	9-48
12/20	at Browns	P	0	0	0	0.0	0.0	0	0	0	0	0	0	0	0	0	0	0	0	0	0	0	0	0	0	0	W	16-14	
12/26	Broncos	P	0	0	0	0.0	0.0	0	0	0	0	0	0	0	0	0	0	0	0	0	0	0	0	0	0	0	W	17-13	
01/02	at Colts		DID NOT PLAY																									W	23-20
2021 TOTALS		4-0	0	0	0	0.0	0.0	0	0	0	0	0	0	0	0	0	0	0	0	0	0	0	0	0	0	0	9-7		

+ - Overtime



BRANDON PARKER

75

POSITION: T

HT/WT: 6-8/320

ACQUIRED: D3A-'18

BORN: 10/21/95

RAIDERS SEASON: 4

NFL SEASON: 4

COLLEGE: North Carolina A&T

HOMETOWN: Kannapolis, N.C.

2021: (9/13) vs. Bal.: Appeared exclusively on special teams in the win...**(9/19) at Pit.:** Subbed in on the line due to injury, helping Carr complete 28-of-37 passes for 382 yards with two TDs for a passer rating of 126.2...**(9/26) vs. Mia.:** Appeared exclusively on special teams in the win...**(10/4) at LAC:** Saw action in a limited role on special teams...**(10/10) vs. Chi.:** Started his first game at right tackle, helping pave the way for RB Josh Jacobs' third rushing TD of the season...**(10/17) at Den.:** Started at right tackle, helping RB Kenyan Drake become the first Raiders player with a TD catch and a TD run in the same game since RB Darren McFadden did it in Buffalo on Sept. 18, 2011...**(10/24) vs. Phi.:** Started at right tackle as part of a line that posted its first clean sheet of the season, while helping Carr complete 91.2 percent of his attempts (31-for-34)...**(11/7) at NYG:** Started at right tackle and helped pave the way for 403 yards of total offense, including 117 on the ground...Also part of an offensive line that surrendered just one sack in the contest...**(11/14) vs. KC:** Started at right tackle and helped he offense record 299 total net yards...**(11/21) vs. Cin.:** Started at right tackle, helping the offense record 278 total net yards...**(11/25) at Dal.:** Started at right tackle as part of an offensive line that paved the way for 509 total net yards, including 143 yards on the ground...**(12/5) vs. Was.:** Started at right tackle, helping the offense record 310 yards...**(12/12) at KC:** Started at right tackle, helping the offense record 290 total net yards...**(12/20) at Cle.:** Started at right tackle, helping the offense record 328 yards of total offense with 98 rushing yards...**(12/26) vs. Den.:** Started at right tackle, helping pave the way for a season-high 160 rushing yards...**(1/2/22) at Ind.:** Started at right tackle in the win, paving the way for 326 yards of total offense.


BRANDON PARKER'S NFL REGULAR SEASON STATISTICS

DATE	TEAM	GP	GS
2018	Raiders	15	12
2019	Raiders	11	3
2020	Raiders	11	4
2021	Raiders	16	12
NFL TOTALS		53	31

BRANDON PARKER'S 2021 GXG REGULAR-SEASON STATISTICS (RAIDERS)

DATE	OPPONENT	P/S	W/L	SCORE
09/13	Ravens	P	W	33-27+
09/19	at Steelers	P	W	26-17
09/26	Dolphins	P	W	31-28+
10/04	at Chargers	P	L	14-28
10/10	Bears	S	L	9-20
10/17	at Broncos	S	W	34-24
10/24	Eagles	S	W	33-22
11/07	at Giants	S	L	16-23
11/14	Chiefs	S	L	14-41
11/21	Bengals	S	L	13-32
11/25	at Cowboys	S	W	36-33+
12/05	Washington	S	L	15-17
12/12	at Chiefs	S	L	9-48
12/20	at Browns	S	W	16-14
12/26	Broncos	S	W	17-13
01/02	at Colts	S	W	23-20
2021 TOTALS		16-12	9-7	

+ - Overtime



DENZEL PERRYMAN

52

POSITION: LB
HT/WT: 5-11/240
ACQUIRED: TR -'21
BORN: 05/12/92

RAIDERS SEASON: 1
NFL SEASON: 7
COLLEGE: Miami
HOMETOWN: Coral Gables, Fla.

2021: (9/13) vs. Bal.: Started in his Raiders debut, leading the team with 10 tackles (five solo) and recording one fumble recovery...**(9/19) at Pit.:** Led the team for the second consecutive week...Recorded 12 tackles (six) in the win...**(9/26) vs. Mia.:** Finished with a team- and career-high 14 tackles (10 solo), marking his third consecutive contest leading the team and with 10-plus tackles...**(10/4) at LAC:** Finished tied for the team lead with 12 tackles (eight), marking his fourth-straight game with at least 10 tackles...**(10/10) vs. Chi.:** Led the team for the fifth straight week with 12 stops (10)...**(10/17) at Den.:** Finished tied with a team-high 11 tackles (six solo) and added one fumble recovery...Became the only player in the NFL with 10-plus tackles in all six games this season...Ranks tied for the first in the NFL with 72 total tackles on the season...His 72 total tackles are the most by a Raiders player in franchise history through the first six games of a single-season...His 72 total tackles rank tied for fourth-most by a player in NFL history through a player's first six games of a single-season...**(10/24) vs. Phi.:** Tied for the team lead with eight tackles (seven), adding three passes defended in the win...**(11/7) at NYG:** Finished with a team-high 10 tackles (seven), adding one pass defended...**(11/14) vs. KC:** Started and finished with 11 tackles (seven)...**(11/21) vs. Cin.:** Tied the team lead with 12 tackles (nine), including two for loss...**(11/25) at Dal.:** Finished with seven tackles (two)...**(12/5) vs. Was.:** Recorded a game-high 12 tackles (nine)...**(12/12) at KC:** Inactive...**(12/20) at Cle.:** Inactive...**(1/2/22) at Ind.:** Recorded seven tackles (five) in the win, adding one forced fumble.

DENZEL PERRYMAN'S NFL REGULAR SEASON DEFENSIVE STATISTICS

DATE	TEAM	GP	GS	TACKLES						INTERCEPTIONS						O. FUMB				ST				MISC			
				TK	S	A	TFL	YDS	SK	YDS	QBH	NO	YDS	LG	TD	PD	FF	FR	TD	YDS	TK	S	A	FF	FR	S	A
2015	Chargers	14	9	67	58	9	8	35	2.0	23.0	3	0	0	0	0	0	1	0	0	0	6	6	0	0	0	0	0
2016	Chargers	12	11	71	55	16	8	25	2.0	8.0	2	1	1	1	0	2	0	0	0	0	1	1	0	0	0	0	0
2017	Chargers	7	6	37	25	12	1	1	0.0	0.0	0	0	0	0	0	0	0	1	0	0	0	0	0	0	0	0	0
2018	Chargers	9	9	51	30	21	1	0	0.0	0.0	1	1	16	16	0	2	0	0	0	0	0	0	0	0	0	0	0
2019	Chargers	14	10	68	51	17	5	7	0.0	0.0	0	1	0	0	0	1	1	0	0	0	0	0	0	0	0	0	0
2020	Chargers	13	6	48	25	23	3	12	1.0	9.0	2	0	0	0	0	1	1	0	0	0	0	0	0	0	0	0	0
2021	Raiders	15	15	145	94	51	5	16	0.0	0.0	3	0	0	0	0	3	1	2	0	2	0	0	0	0	0	0	0
NFL TOTALS		84	66	487	338	149	31	96	5.0	40.0	11	3	17	16	0	9	4	3	0	2	7	7	0	0	0	0	0

DENZEL PERRYMAN'S 2021 GXG REGULAR-SEASON STATISTICS (RAIDERS)

			TACKLES								INTERCEPTIONS					O. FUMB				ST					MISC																
DATE	OPPONENT	P/S	TK	S	A	SK	YDS	TFL	YDS	QBH	NO	YDS	LG	TD	PD	FF	FR	TD	YDS	TK	S	A	FF	FR	S	A	W/L	SCORE													
09/13	Ravens	S	10	5	5	0.0	0.0	0	0	0	0	0	0	0	0	0	1	0	1	0	0	0	0	0	0	0	W	33-27+													
09/19	at Steelers	S	12	6	6	0.0	0.0	0	0	0	0	0	0	0	0	0	0	0	0	0	0	0	0	0	0	0	W	26-17													
09/26	Dolphins	S	14	10	4	0.0	0.0	0	0	0	0	0	0	0	0	0	0	0	0	0	0	0	0	0	0	0	W	31-28+													
10/04	at Chargers	S	12	8	4	0.0	0.0	1	0	0	0	0	0	0	0	0	0	0	0	0	0	0	0	0	0	0	L	14-28													
10/10	Bears	S	13	10	3	0.0	0.0	0	0	1	0	0	0	0	0	0	0	0	0	0	0	0	0	0	0	0	L	9-20													
10/17	at Broncos	S	12	6	6	0.0	0.0	0	0	0	0	0	0	0	0	0	1	0	1	0	0	0	0	0	0	0	W	34-24													
10/24	Eagles	S	8	6	2	0.0	0.0	1	3	0	0	0	0	0	0	0	0	0	0	0	0	0	0	0	0	0	W	33-22													
11/07	at Giants	S	10	7	3	0.0	0.0	0	0	0	0	0	0	0	1	0	0	0	0	0	0	0	0	0	0	0	L	16-23													
11/14	Chiefs	S	11	7	4	0.0	0.0	0	0	0	0	0	0	0	0	0	0	0	0	0	0	0	0	0	0	0	L	14-41													
11/21	Bengals	S	12	9	3	0.0	0.0	2	7	0	0	0	0	0	2	0	0	0	0	0	0	0	0	0	0	0	L	13-32													
11/25	at Cowboys	S	7	2	5	0.0	0.0	0	0	1	0	0	0	0	0	0	0	0	0	0	0	0	0	0	0	0	W	36-33+													
12/05	Washington	S	12	9	3	0.0	0.0	1	6	1	0	0	0	0	0	0	0	0	0	0	0	0	0	0	0	0	L	15-17													
12/12	at Chiefs	S	0	0	0	0.0	0.0	0	0	0	0	0	0	0	0	0	0	0	0	0	0	0	0	0	0	0	L	9-48													
12/20	at Browns		ON INACTIVE LIST																																					W	16-14
12/26	Broncos	S	5	4	1	0.0	0.0	0	0	0	0	0	0	0	0	0	0	0	0	0	0	0	0	0	0	0	W	17-13													
01/02	at Colts	S	7	5	2	0.0	0.0	0	0	0	0	0	0	0	0	1	0	0	0	0	0	0	0	0	0	0	W	23-20													
2021 TOTALS		15-15	145	94	51	0.0	0.0	5	16	3	0	0	0	0	3	1	2	0	2	0	0	0	0	0	0	0	0	9-7													

+ - Overtime



DARIUS PHILON

96

POSITION: DT
HT/WT: 6-1/286
ACQUIRED: FA-'21
BORN: 01/22/94

RAIDERS SEASON: 1
NFL SEASON: 5
COLLEGE: Arkansas
HOMETOWN: Mobile, Ala.

2021: (9/13) vs. Bal.: Made his Raiders debut, recording two tackles and one fumble recovery...**(9/19) at Pit.:** Saw action in a reserve role on defense...**(9/26) vs. Mia.:** Finished with four stops on defense...**(10/4) at LAC:** Recorded three tackles, including a career-high two sacks...**(10/10) vs. Chi.:** Finished with two tackles...**(10/17) at Den.:** Inactive...**(10/24) vs. Phi.:** Active but did not play...**(11/7) at NYG:** Recorded one fumble recovery before exiting early due to injury...**(12/12) at KC:** Returned to action, appearing in a limited role on defense and special teams...**(12/20) at Cle.:** Appeared in a reserve role on defense...**(1/2/22) at Ind.:** Returned to action, finishing tied for second on the team with eight tackles (six) in the win.


DARIUS PHILON'S NFL REGULAR SEASON DEFENSIVE STATISTICS

				TACKLES								INTERCEPTIONS						O. FUMB				ST						MISC	
DATE	TEAM	GP	GS	TK	S	A	TFL	YDS	SK	YDS	QBH	NO	YDS	LG	TD	PD	FF	FR	TD	YDS	TK	S	A	FF	FR	S	A		
2015	Chargers	8	0	5	4	1	2	6	0.0	0.0	2	0	0	0	0	1	0	0	0	0	0	0	0	0	0	0	0		
2016	Chargers	14	2	11	7	4	0	0	1.0	0.0	2	0	0	0	0	0	0	0	0	0	0	0	0	0	0	0	0		
2017	Chargers	16	4	31	16	15	7	29	4.5	26.0	9	0	0	0	0	1	1	0	0	0	0	0	0	0	0	0	0		
2018	Chargers	16	13	33	19	14	7	22	4.0	17.5	9	0	0	0	0	0	1	0	0	0	0	0	0	0	0	0	0		
2021	Raiders	10	2	23	17	6	4	17	2.0	10.0	2	0	0	0	0	1	0	2	0	2	0	0	0	0	0	0	0		
NFL TOTALS		64	21	103	63	40	20	74	11.5	53.5	24	0	0	0	0	3	2	2	0	2	0	0	0	0	0	0	0		

DARIUS PHILON'S 2021 GXG REGULAR-SEASON STATISTICS (RAIDERS)

			TACKLES								INTERCEPTIONS					O. FUMB				ST					MISC			
DATE	OPPONENT	P/S	TK	S	A	SK	YDS	TFL	YDS	QBH	NO	YDS	LG	TD	PD	FF	FR	TD	YDS	TK	S	A	FF	FR	S	A	W/L	SCORE
09/13	Ravens	P	2	1	1	0.0	0.0	1	3	0	0	0	0	0	0	0	1	0	0	0	0	0	0	0	0	0	W	33-27+
09/19	at Steelers	P	0	0	0	0.0	0.0	0	0	0	0	0	0	0	0	0	0	0	0	0	0	0	0	0	0	0	W	26-17
09/26	Dolphins	P	4	2	2	0.0	0.0	0	0	0	0	0	0	0	0	0	0	0	0	0	0	0	0	0	0	0	W	31-28+
10/04	at Chargers	P	3	2	1	2.0	10.0	2	10	2	0	0	0	0	0	0	0	0	0	0	0	0	0	0	0	0	L	14-28
10/10	Bears	P	2	2	0	0.0	0.0	0	0	0	0	0	0	0	0	0	0	0	0	0	0	0	0	0	0	0	L	9-20
10/17	at Broncos		ON INACTIVE LIST																								W	34-24
10/24	Eagles		DID NOT PLAY (NON-INJURY)																								W	33-22
11/07	at Giants	P	0	0	0	0.0	0.0	0	0	0	0	0	0	0	0	0	1	0	2	0	0	0	0	0	0	0	L	16-23
11/14	Chiefs		INJURED RESERVE																								L	14-41
11/21	Bengals		INJURED RESERVE																								L	13-32
11/25	at Cowboys		INJURED RESERVE																								W	36-33+
12/05	Washington		INJURED RESERVE																								L	15-17
12/12	at Chiefs	P	0	0	0	0.0	0.0	0	0	0	0	0	0	0	0	0	0	0	0	0	0	0	0	0	0	0	L	9-48
12/20	at Browns	P	0	0	0	0.0	0.0	0	0	0	0	0	0	0	0	0	0	0	0	0	0	0	0	0	0	0	W	16-14
12/26	Broncos	S	4	4	0	0.0	0.0	1	4	0	0	0	0	0	0	0	0	0	0	0	0	0	0	0	0	0	W	17-13
01/02	at Colts	S	8	6	2	0.0	0.0	0	0	0	0	0	0	0	1	0	0	0	0	0	0	0	0	0	0	0	W	23-20
2021 TOTALS		10-2	23	17	6	2.0	10.0	4	17	2	0	0	0	0	1	0	2	0	2	0	0	0	0	0	0	0	9-7	

+ - Overtime



HUNTER RENFROW

13

POSITION: WR
HT/WT: 5-10/185
ACQUIRED: D5-'19
BORN: 12/21/95

RAIDERS SEASON: 3
NFL SEASON: 3
COLLEGE: Clemson
HOMETOWN: Myrtle Beach, S.C.

2021: (9/13) vs. Bal.: Recorded six receptions for 70 yards in the season opener...**(9/19) at Pit.:** Finished with five receptions for 57 yards in the win...Also returned two punts for 26 yards...**(9/26) vs. Mia.:** Tied the team-high five receptions for 77 yards with one TD in the win...**(10/4) at LAC:** Led the team with six receptions for 45 yards with one TD...**(10/10) vs. Chi.:** Led the team with six receptions for 56 yards...**(10/17) at Den.:** Recorded three receptions for 36 yards and one punt return for five yards...**(10/24) vs. Phi.:** Led the team with seven receptions for 58 yards in the win...**(11/7) at NYG:** Started and tied a game-high seven receptions for 49 yards with one touchdown...**(11/14) vs. KC:** Led the team with seven receptions and finished with 46 yards and one TD...**(11/21) vs. Cin.:** Recorded four receptions for 30 yards and added one carry for five yards...Also returned two punts for 23 yards...**(11/25) at Dal.:** Registered career highs in receptions (eight) and receiving yards (134)...**(12/5) vs. Was.:** Recorded nine receptions for 102 yards with a 28-yard long...**(12/12) at KC:** Finished with a career-high 13 receptions for 117 yards with one TD...**(12/20) at Cle.:** Totaled three receptions for 32 yards in the win...Returned four punts for 31 yards with a 29-yard long...**(12/26) vs. Den.:** Finished with three receptions for 40 yards with one TD...Became just the third Raiders wide receiver to record 90-plus catches in a season, joining WRs Tim Brown and Jerry Rice...**(1/2/22) at Ind.:** Recorded seven receptions for 76 yards with one TD in the win...His 76 receiving yards brings his season total to 1,025 yards, becoming the first Raiders wide receiver to eclipse 1,000-plus since WR Michael Crabtree in 2016...Also returned three punts for 64 yards.

HUNTER RENFROW'S NFL REGULAR SEASON RUSHING/RECEIVING STATISTICS

DATE	TEAM	GP	GS	RECEIVING					RUSHING				
				NO.	YDS.	AVG.	LG	TD	NO.	YDS.	AVG.	LG	TD
2019	Raiders	13	4	49	605	12.3	65t	4	0	0	0.0	0	0
2020	Raiders	16	6	56	656	11.7	53	2	0	0	0.0	0	0
2021	Raiders	16	9	99	1,025	10.4	54	7	2	7	3.5	5	0
NFL TOTALS		45	19	204	2,286	11.2	65T	13	2	7	3.5	5	0

HUNTER RENFROW'S NFL REGULAR SEASON RETURN STATISTICS

KICKOFF RETURNS							PUNT RETURNS					
DATE	TEAM	RET.	YDS.	AVG.	LG	TD	NO.	FC	YDS.	AVG.	LG	TD
2019	Raiders	0	0	0.0	0	0	5	4	38	7.6	13	0
2020	Raiders	0	0	0.0	0	0	23	10	265	11.5	32	0
2021	Raiders	0	0	0.0	0	0	28	20	271	9.7	41	0
NFL TOTALS		0	0	0.0	0	0	56	34	574	10.3	41	0

100-YARD RECEIVING GAMES (5): REGULAR SEASON

DATE	TEAM	NO.	YDS.	AVG.	LG	TD
12/22/19	at Chargers	7	107	15.3	56t	1
12/29/19	at Broncos	6	102	17.0	39	1
11/25/21	at Cowboys	8	134	16.8	54	0
12/05/21	WASHINGTON	9	102	11.3	28	0
12/12/21	at Chiefs	13	117	9.0	19	1

HUNTER RENFROW'S 2021 GXG REGULAR-SEASON STATISTICS (RAIDERS)

DATE	OPPONENT	P/S	RECEIVING					RUSHING					W/L	SCORE
			NO.	YDS.	AVG.	LG	TD	NO.	YDS.	AVG.	LG	TD		
09/13	Ravens	P	6	70	11.7	27	0	0	0	0.0	0	0	W	33-27+
09/19	at Steelers	P	5	57	11.4	23	0	0	0	0.0	0	0	W	26-17
09/26	Dolphins	P	5	77	15.4	25	1	0	0	0.0	0	0	W	31-28+
10/04	at Chargers	S	6	45	7.5	12	1	0	0	0.0	0	0	L	14-28
10/10	Bears	S	6	56	9.3	17	0	0	0	0.0	0	0	L	9-20
10/17	at Broncos	P	3	36	12.0	25	0	0	0	0.0	0	0	W	34-24
10/24	Eagles	P	7	58	8.3	16	0	0	0	0.0	0	0	W	33-22
11/07	at Giants	S	7	49	7.0	20	1	0	0	0.0	0	0	L	16-23
11/14	Chiefs	P	7	46	6.6	15	1	0	0	0.0	0	0	L	14-41
11/21	Bengals	S	4	30	7.5	9	0	1	5	5.0	5	0	L	13-32
11/25	at Cowboys	S	8	134	16.8	54	0	1	2	2.0	2	0	W	36-33+
12/05	Washington	S	9	102	11.3	28	0	0	0	0.0	0	0	L	15-17
12/12	at Chiefs	S	13	117	9.0	19	1	0	0	0.0	0	0	L	9-48
12/20	at Browns	P	3	32	10.7	13	0	0	0	0.0	0	0	W	16-14
12/26	Broncos	S	3	40	13.3	18	1	0	0	0.0	0	0	W	17-13
01/02	at Colts	S	7	76	10.9	24	1	0	0	0.0	0	0	W	23-20
2021 TOTALS		16-9	99	1,025	10.4	54	7	2	7	3.5	5	0	9-7	

+ - Overtime



JALEN RICHARD

30

POSITION: RB
HT/WT: 5-8/205
ACQUIRED: FA-'16
BORN: 10/15/93

RAIDERS SEASON: 6
NFL SEASON: 6
COLLEGE: Southern Mississippi
HOMETOWN: Alexandria, La.

2021: (10/10) vs. Chi.: Returned to action, appearing in a reserve role on offense...**(10/17) at Den.:** Hauled in one pass for three yards in a reserve role on offense...**(10/24) vs. Phi.:** Recorded four carries for eight yards in a reserve role on offense...**(11/7) at NYG:** Finished with five kickoff returns for 107 yards...Added two receptions for 18 yards...**(11/14) vs. KC:** Appeared on both offense and special teams...Hauled in one pass for three yards...Added three kickoff returns for 60 yards (20.0 avg.)...**(11/21) vs. Cin.:** Inactive...**(11/25) at Dal.:** Appeared on both offense and special teams...**(12/20) at Cle.:** Returned two kickoffs for 37 yards with a 23-yard long...**(12/26) vs. Den.:** Returned one kickoff for 23 yards...Added one carry for four yards and one reception for five yards on offense...**(1/2/22) at Ind.:** Recorded one reception for 19 yards and one carry for four yards in the win.

JALEN RICHARD'S NFL REGULAR SEASON RUSHING/RECEIVING STATISTICS

DATE	TEAM	GP	GS	RUSHING					RECEIVING				
				NO.	YDS.	AVG.	LG	TD	NO.	YDS.	AVG.	LG	TD
2016	Raiders	16	0	83	491	5.9	75t	1	29	194	6.7	29	2
2017	Raiders	16	1	56	275	4.9	52t	1	27	256	9.5	39	1
2018	Raiders	16	1	55	259	4.7	30	1	68	607	8.9	32	0
2019	Raiders	16	0	39	145	3.7	13	0	36	323	9.0	33	0
2020	Raiders	13	0	22	123	5.6	20t	1	19	138	7.3	19	0
2021	Raiders	9	0	7	16	2.3	5	0	10	69	6.9	19	0
NFL TOTALS		86	2	262	1,309	5.0	75T	4	189	1,587	8.4	39	3

JALEN RICHARD'S NFL REGULAR SEASON RETURN STATISTICS

KICKOFF RETURNS							PUNT RETURNS					
DATE	TEAM	RET.	YDS.	AVG.	LG	TD	NO.	FC	YDS.	AVG.	LG	TD
2016	Raiders	17	402	23.6	50	0	34	5	306	9.0	47	0
2017	Raiders	8	90	11.3	17	0	26	13	155	6.0	19	0
2018	Raiders	0	0	0.0	0	0	2	2	3	1.5	3	0
2019	Raiders	9	188	20.9	29	0	6	5	21	3.5	12	0
2020	Raiders	10	240	24.0	44	0	0	0	0	0.0	0	0
2021	Raiders	11	227	20.6	32	0	0	0	0	0.0	0	0
NFL TOTALS		55	1,147	20.9	50	0	68	25	485	7.1	47	0

JALEN RICHARD'S 2021 GXG REGULAR-SEASON STATISTICS (RAIDERS)

DATE	OPPONENT	P/S	RUSHING					RECEIVING					W/L	SCORE
			NO.	YDS.	AVG.	LG	TD	NO.	YDS.	AVG.	LG	TD		
09/13	Ravens							INJURED RESERVE					W	33-27+
09/19	at Steelers							INJURED RESERVE					W	26-17
09/26	Dolphins							INJURED RESERVE					W	31-28+
10/04	at Chargers							INJURED RESERVE - DESIGNATED FOR RETURN					L	14-28
10/10	Bears	P	0	0	0.0	0	0	1	4	4.0	4	0	L	9-20
10/17	at Broncos	P	1	0	0.0	0	0	1	3	3.0	3	0	W	34-24
10/24	Eagles	P	4	8	2.0	5	0	3	17	5.7	9	0	W	33-22
11/07	at Giants	P	0	0	0.0	0	0	2	18	9.0	10	0	L	16-23
11/14	Chiefs	P	0	0	0.0	0	0	1	3	3.0	3	0	L	14-41
11/21	Bengals							ON INACTIVE LIST					L	13-32
11/25	at Cowboys	P	0	0	0.0	0	0	0	0	0.0	0	0	W	36-33+
12/05	Washington							RESERVE/COVID-19					L	15-17
12/12	at Chiefs							RESERVE/COVID-19					L	9-48
12/20	at Browns	P	0	0	0.0	0	0	0	0	0.0	0	0	W	16-14
12/26	Broncos	P	1	4	4.0	4	0	1	5	5.0	5	0	W	17-13
01/02	at Colts	P	1	4	4.0	4	0	1	19	19.0	19	0	W	23-20
2021 TOTALS		9-0	7	16	2.3	5	0	10	69	6.9	19	0	9-7	

+ - Overtime

21


RAIDERS SEASON: 2
NFL SEASON: 2
COLLEGE: Louisiana Tech
HOMETOWN: Thibodaux, La.

AMIK ROBERTSON'S NFL REGULAR SEASON DEFENSIVE STATISTICS

				TACKLES								INTERCEPTIONS						O. FUMB					ST					MISC	
DATE	TEAM	GP	GS	TK	S	A	TFL	YDS	SK	YDS	QBH	NO	YDS	LG	TD	PD	FF	FR	TD	YDS	TK	S	A	FF	FR	S	A		
2020	Raiders	9	0	4	3	1	0	0	0.0	0.0	0	0	0	0	0	0	0	0	0	0	0	0	0	0	0	0	0		
2021	Raiders	10	2	18	14	4	0	0	0.0	0.0	0	0	0	0	0	0	0	0	0	0	1	0	1	0	0	0	0		
NFL TOTALS		19	2	22	17	5	0	0	0.0	0.0	0	0	0	0	0	0	0	0	0	0	1	0	1	0	0	0	0		

			TACKLES								INTERCEPTIONS					O. FUMB				ST					MISC				
DATE	OPPONENT	P/S	TK	S	A	SK	YDS	TFL	YDS	QBH	NO	YDS	LG	TD	PD	FF	FR	TD	YDS	TK	S	A	FF	FR	S	A	W/L	SCORE	
09/13	Ravens	P	0	0	0	0.0	0.0	0	0	0	0	0	0	0	0	0	0	0	0	0	0	0	0	0	0	0	W	33-27+	
09/19	at Steelers	P	0	0	0	0.0	0.0	0	0	0	0	0	0	0	0	0	0	0	0	1	0	1	0	0	0	0	W	26-17	
09/26	Dolphins	P	1	1	0	0.0	0.0	0	0	0	0	0	0	0	0	0	0	0	0	0	0	0	0	0	0	0	W	31-28+	
10/04	at Chargers	P	7	6	1	0.0	0.0	0	0	0	0	0	0	0	0	0	0	0	0	0	0	0	0	0	0	0	L	14-28	
10/10	Bears	S	7	5	2	0.0	0.0	0	0	0	0	0	0	0	0	0	0	0	0	0	0	0	0	0	0	0	L	9-20	
10/17	at Broncos	S	3	2	1	0.0	0.0	0	0	0	0	0	0	0	0	0	0	0	0	0	0	0	0	0	0	0	W	34-24	
10/24	Eagles										ON INACTIVE LIST																W	33-22	
11/07	at Giants										ON INACTIVE LIST																L	16-23	
11/14	Chiefs										ON INACTIVE LIST																L	14-41	
11/21	Bengals	P	0	0	0	0.0	0.0	0	0	0	0	0	0	0	0	0	0	0	0	0	0	0	0	0	0	0	L	13-32	
11/25	at Cowboys	P	0	0	0	0.0	0.0	0	0	0	0	0	0	0	0	0	0	0	0	0	0	0	0	0	0	0	W	36-33+	
12/05	Washington										ON INACTIVE LIST																L	15-17	
12/12	at Chiefs										ON INACTIVE LIST																L	9-48	
12/20	at Browns	P	0	0	0	0.0	0.0	0	0	0	0	0	0	0	0	0	0	0	0	0	0	0	0	0	0	0	W	16-14	
12/26	Broncos	P	0	0	0	0.0	0.0	0	0	0	0	0	0	0	0	0	0	0	0	0	0	0	0	0	0	0	W	17-13	
01/02	at Colts										ON INACTIVE LIST																W	23-20	
2021 TOTALS		10-2	18	14	4	0.0	0.0	0	0	0	0	0	0	0	0	0	0	0	0	1	0	1	0	0	0	0	0	9-7	

+ - Overtime



TRENT SIEG

47

POSITION: LS
HT/WT: 6-3/240
ACQUIRED: FA-'18
BORN: 05/19/95

RAIDERS SEASON: 4
NFL SEASON: 4
COLLEGE: Colorado State
HOMETOWN: Eaton, Colo.

2021: (9/13) vs. Bal.: Snapped on six punts, two FG attempts and three PATs...**(9/19) at Pit.:** Snapped on four punts, four FG attempts and two PATs...**(9/26) vs. Mia.:** Snapped on four punts, three FG attempts and three PATs...**(10/4) at LAC:** Snapped on one FG attempt, five punts and two PATs...**(10/10) vs. Chi.:** Snapped on four punts and one FG attempt...**(10/17) at Den.:** Snapped on three FG attempts, four punts and four PATs...**(10/24) vs. Phi.:** Snapped on two punts, two FG attempts and four PATs...**(11/7) at NYG:** Snapped on two punts, four FG attempts and one PAT...**(11/14) vs. KC:** Snapped on five punts and two PATs...**(11/21) vs. Cin.:** Snapped on two punts, two FG attempts and one PAT...**(12/12) at KC:** Returned to action, snapping on three punts, one FG and one PAT...**(12/20) at Cle.:** Snapped on four punts, three FGs and one PAT...**(12/26) vs. Den.:** Snapped on two punts, one FG attempt and two PATs...**(1/2/22) at Ind.:** Snapped on two punts, three FGs and two PATS.

TRENT SIEG'S NFL REGULAR SEASON STATISTICS

DATE	TEAM	GP
2018	Ravens	0
Went from Baltimore to Oakland.		
2018	Raiders	15
2018	TOTAL	15
2019	Raiders	16
2020	Raiders	16
2021	Raiders	15
NFL TOTALS		62

TRENT SIEG'S 2021 GXG REGULAR-SEASON STATISTICS (RAIDERS)

DATE	OPPONENT		W/L	SCORE
09/13	Ravens	P	W	33-27+
09/19	at Steelers	P	W	26-17
09/26	Dolphins	P	W	31-28+
10/04	at Chargers	P	L	14-28
10/10	Bears	P	L	9-20
10/17	at Broncos	P	W	34-24
10/24	Eagles	P	W	33-22
11/07	at Giants	P	L	16-23
11/14	Chiefs	P	L	14-41
11/21	Bengals	P	L	13-32
11/25	at Cowboys	P	W	36-33+
12/05	Washington		L	15-17
12/12	at Chiefs	P	L	9-48
12/20	at Browns	P	W	16-14
12/26	Broncos	P	W	17-13
01/02	at Colts	P	W	23-20
2021 TOTALS		15	9-7	

RESERVE/COVID-19

+ - Overtime



JOHN SIMPSON

76

POSITION: G
HT/WT: 6-4/330
ACQUIRED: D4A - '20
BORN: 08/19/97
RAIDERS SEASON: 2
NFL SEASON: 2
COLLEGE: Clemson
HOMETOWN: North Charleston, S.C.

2021: (9/13) vs. Bal.: Started at left guard in the season opener..Helped allow QB Derek Carr to record 435 passing yards, marking the third-most of his career...**(9/19) at Pit.:** Started at left guard in the win, helping Carr complete 28-of-37 passes for 382 yards with two TDs for a passer rating of 126.2...**(9/26) vs. Mia.:** Started at left guard in the win...Helped pave the way for a season-high 497 yards of total offense, including 140 rushing yards...Allowed Carr to complete 26-of-43 passing for 386 yards, marking his third consecutive game with at least 325 passing yards...**(10/4) at LAC:** Started at left guard in the contest, while also seeing action on special teams...**(10/10) vs. Chi.:** Started at left guard, helping pave the way for RB Josh Jacobs' third rushing TD of the season...**(10/17) at Den.:** Started at left guard, helping RB Kenyan Drake become the first Raiders player with a TD catch and a TD run in the same game since RB Darren McFadden did it in Buffalo on Sept. 18, 2011...**(10/24) vs. Phi.:** Started at left guard as part of a line that posted its first clean sheet of the season, while helping Carr complete 91.2 percent of his attempts (31-for-34)...**(11/7) at NYG:** Started at left guard and helped pave the way for 403 yards of total offense, including 117 on the ground...Also part of an offensive line that surrendered just one sack in the contest...**(11/14) vs. KC:** Started at left guard and helped the offense record 299 total net yards...**(11/21) vs. Cin.:** Started at left guard, helping the offense record 278 total net yards...**(11/25) at Dal.:** Started at left guard as part of an offensive line that paved the way for 509 total net yards, including 143 yards on the ground...**(12/5) vs. Was.:** Started at left guard, helping the offense record 310 yards...**(12/12) at KC:** Started at left guard, helping the offense record 290 total net yards...**(12/20) at Cle.:** Started at left guard, helping the offense record 328 yards of total offense with 98 rushing yards...**(12/26) vs. Den.:** Started at left guard, helping pave the way for a season-high 160 rushing yards.

JOHN SIMPSON'S NFL REGULAR SEASON STATISTICS

DATE	TEAM	GP	GS
2020	Raiders	7	2
2021	Raiders	16	16
NFL TOTALS		23	18

JOHN SIMPSON'S 2021 GXG REGULAR-SEASON STATISTICS (RAIDERS)

DATE	OPPONENT	P/S	W/L	SCORE
09/13	Ravens	S	W	33-27+
09/19	at Steelers	S	W	26-17
09/26	Dolphins	S	W	31-28+
10/04	at Chargers	S	L	14-28
10/10	Bears	S	L	9-20
10/17	at Broncos	S	W	34-24
10/24	Eagles	S	W	33-22
11/07	at Giants	S	L	16-23
11/14	Chiefs	S	L	14-41
11/21	Bengals	S	L	13-32
11/25	at Cowboys	S	W	36-33+
12/05	Washington	S	L	15-17
12/12	at Chiefs	S	L	9-48
12/20	at Browns	S	W	16-14
12/26	Broncos	S	W	17-13
01/02	at Colts	S	W	23-20
2021 TOTALS		16-16	9-7	

+ - Overtime



SUTTON SMITH

41

POSITION: FB

HT/WT: 6-0/235

ACQUIRED: FA-'21

BORN: 03/22/96

RAIDERS SEASON: 1

NFL SEASON: 1

COLLEGE: Northern Illinois

HOMETOWN: St. Charles, Mo.

2021: (12/5) vs. Was.: Appeared on both offense and special teams...(12/12) at KC: Saw limited action on both offense and special teams...(12/20) at Cle.: Recorded one stop on special teams, while also appearing on offense...(12/26) vs. Den.: Appeared on offense, helping pave the way for a season-high 160 rushing yards...(1/2/22) at Ind.: Saw action in a reserve role on both offense and special teams.

SUTTON SMITH'S NFL REGULAR SEASON RUSHING/RECEIVING STATISTICS

DATE	TEAM	GP	GS	RUSHING					RECEIVING				
				NO.	YDS.	AVG.	LG	TD	NO.	YDS.	AVG.	LG	TD
2019	Seahawks	0	0	0	0	0.0	0	0	0	0	0.0	0	0
2021	Saints	0	0	0	0	0.0	0	0	0	0	0.0	0	0
NFL TOTALS		0	0	0	0	0.0	0	0	0	0	0.0	0	0

SUTTON SMITH'S NFL REGULAR SEASON RETURN STATISTICS

KICKOFF RETURNS							PUNT RETURNS					
DATE	TEAM	RET.	YDS.	AVG.	LG	TD	NO.	FC	YDS.	AVG.	LG	TD
2019	Seahawks	0	0	0.0	0	0	0	0	0	0.0	0	0
2021	Saints	0	0	0.0	0	0	0	0	0	0.0	0	0
NFL TOTALS		0	0	0.0	0	0	0	0	0	0.0	0	0

SUTTON SMITH'S 2021 GXG REGULAR-SEASON STATISTICS (SAINTS)

DATE	OPPONENT	P/S	RUSHING					RECEIVING					W/L	SCORE
			NO.	YDS.	AVG.	LG	TD	NO.	YDS.	AVG.	LG	TD		
09/12	Packers												W	38-3
09/19	at Panthers												L	7-26
09/26	at Patriots												W	28-13
10/03	Giants												L	21-27+
10/10	at Washington												W	33-22
10/25	at Seahawks												W	13-10
10/31	Buccaneers												W	36-27
11/07	Falcons												L	25-27
11/14	at Titans												L	21-23
11/21	at Eagles												L	29-40
11/25	Bills												L	6-31
12/02	Cowboys												L	17-27
12/12	at Jets												W	30-9
12/19	at Buccaneers												W	9-0
12/27	Dolphins												L	3-20
2021 TOTALS		0-0	0	0	0.0	0	0	0	0	0.0	0	0	7-8	

+ - Overtime

SUTTON SMITH'S NFL REGULAR SEASON DEFENSIVE STATISTICS

				TACKLES								INTERCEPTIONS						O. FUMB				ST						MISC	
DATE	TEAM	GP	GS	TK	S	A	TFL	YDS	SK	YDS	QBH	NO	YDS	LG	TD	PD	FF	FR	TD	YDS	TK	S	A	FF	FR	S	A		
2019	Seahawks	0	0	0	0	0	0	0	0.0	0.0	0	0	0	0	0	0	0	0	0	0	0	0	0	0	0	0	0		
2021	Saints	0	0	0	0	0	0	0	0.0	0.0	0	0	0	0	0	0	0	0	0	0	0	0	0	0	0	0	0		
NFL TOTALS		0	0	0	0	0	0	0	0.0	0.0	0	0	0	0	0	0	0	0	0	0	0	0	0	0	0	0	0		

SUTTON SMITH'S 2021 GXG REGULAR-SEASON STATISTICS (SAINTS)

			TACKLES							INTERCEPTIONS					O. FUMB				ST				MISC						
DATE	OPPONENT	P/S	TK	S	A	SK	YDS	TFL	YDS	QBH	NO	YDS	LG	TD	PD	FF	FR	TD	YDS	TK	S	A	FF	FR	S	A	W/L	SCORE	
09/12	Packers																										W	38-3	
09/19	at Panthers																										L	7-26	
09/26	at Patriots																										W	28-13	
10/03	Giants																										L	21-27+	
10/10	at Washington																										W	33-22	
10/25	at Seahawks																										W	13-10	
10/31	Buccaneers																										W	36-27	
11/07	Falcons																										L	25-27	
11/14	at Titans																										L	21-23	
11/21	at Eagles																										L	29-40	
11/25	Bills																										L	6-31	
12/02	Cowboys																										L	17-27	
12/12	at Jets																										W	30-9	
12/19	at Buccaneers																										W	9-0	
12/27	Dolphins																										L	3-20	
2021 TOTALS			0	0	0	0.0	0.0	0	0	0	0	0	0	0	0	0	0	0	0	0	0	0	0	0	0	0	0	7-8	
+ - Overtime																													



RODERIC TEAMER

33

POSITION: S
HT/WT: 6-0/205
ACQUIRED: FA-'21
BORN: 12/05/97

RAIDERS SEASON: 1
NFL SEASON: 2
COLLEGE: Tulane
HOMETOWN: New Orleans, La.

2021: (9/13) vs. Bal.: Inactive...(9/19) at Pit.: Inactive...(9/26) vs. Mia.: Inactive...(10/4) at LAC: Made his season debut in a reserve role and recorded two tackles...(10/10) vs. Chi.: Recorded on tackle on defense and made two stops on special teams...(10/17) at Den.: Recorded two tackles...(11/21) vs. Cin.: Returned to action, appearing exclusively on special teams...(11/25) at Dal.: Recorded one tackle on special teams...(12/5) vs. Was.: Appeared exclusively on special teams...(12/12) at KC: Saw action exclusively on special teams...(12/20) at Cle.: Appeared on both defense and special teams in the win...(1/2/22) at Ind.: Finished tied for second on the team with eight tackles (seven) in the win.

RODERIC TEAMER'S NFL REGULAR SEASON DEFENSIVE STATISTICS

				TACKLES								INTERCEPTIONS							O. FUMB					ST						MISC			
DATE	TEAM	GP	GS	TK	S	A	TFL	YDS	SK	YDS	QBH	NO	YDS	LG	TD	PD	FF	FR	TD	YDS	TK	S	A	FF	FR	S	A						
2019	Chargers	7	6	40	30	10	1	1	1.0	0.0	1	1	3	3	0	2	0	0	0	0	0	0	0	0	0	0	0						
2021	Colts	1	1	0	0	0	0	0	0.0	0.0	0	0	0	0	0	0	0	0	0	0	0	0	0	0	0	0	0						
Went from Indianapolis to Las Vegas.																																	
2021	Raiders	1	0	13	11	2	0	0	0.0	0.0	0	0	0	0	0	0	0	0	0	0	4	2	2	0	0	0	0						
2021	TOTAL	2	1	13	11	2	0	0	0.0	0.0	0	0	0	0	0	0	0	0	0	0	4	2	2	0	0	0	0						
NFL TOTALS		9	7	53	41	12	1	1	1.0	0.0	1	1	3	3	0	2	0	0	0	0	4	2	2	0	0	0	0						

RODERIC TEAMER'S 2021 GXG REGULAR-SEASON STATISTICS (COLTS/RAIDERS)

			TACKLES							INTERCEPTIONS					O. FUMB				ST					MISC					
DATE	OPPONENT	P/S	TK	S	A	SK	YDS	TFL	YDS	QBH	NO	YDS	LG	TD	PD	FF	FR	TD	YDS	TK	S	A	FF	FR	S	A	W/L	SCORE	
09/12	Seahawks		NOT ON ROSTER																	L	16-28								
09/19	Rams		NOT ON ROSTER																	L	24-27								
09/26	at Titans		NOT ON ROSTER																	L	16-25								
10/03	at Dolphins		NOT ON ROSTER																	W	27-17								
10/11	at Ravens		NOT ON ROSTER																	L	25-31+								
10/17	Texans		NOT ON ROSTER																	W	31-3								
10/24	at 49ers		NOT ON ROSTER																	W	30-18								
10/31	Titans		NOT ON ROSTER																	L	31-34+								
11/04	Jets		NOT ON ROSTER																	W	45-30								
11/14	Jaguars		NOT ON ROSTER																	W	23-17								
11/21	at Bills		NOT ON ROSTER																	W	41-15								
11/28	Buccaneers		NOT ON ROSTER																	L	31-38								
12/05	at Texans		NOT ON ROSTER																	W	31-0								
Went from Colts to Raiders .																													
12/12	at Chiefs	P	0	0	0	0.0	0.0	0	0	0	0	0	0	0	0	0	0	0	0	0	0	0	0	0	0	0	L	9-48	
Went from Raiders to Colts .																													
12/18	Patriots		NOT ON ROSTER																	W	27-17								
12/25	at Cardinals		NOT ON ROSTER																	W	22-16								
01/02	Raiders	S	8	7	1	0.0	0.0	0	0	0	0	0	0	0	0	0	0	0	0	0	0	0	0	0	0	L	20-23		
2021 TOTALS		2-1	8	7	1	0.0	0.0	0	0	0	0	0	0	0	0	0	0	0	0	0	0	0	0	0	0	0	9-8		
+ - Overtime																													

+ - Overtime



SOLOMON THOMAS

92

POSITION: DT
HT/WT: 6-3/295
ACQUIRED: UFA -'21 (SF)
BORN: 08/26/95
RAIDERS SEASON: 1
NFL SEASON: 5
COLLEGE: Stanford
HOMETOWN: Coppell, Texas

2021: (9/13) vs. Bal.: Made his Raider debut, appearing exclusively on defense...(9/19) **at Pit.:** Recorded two tackles, one tackle for loss, two sacks and one pass defended in the win...His two sacks marked a single-game career high...(9/26) **vs. Mia.:** Combined with DE Carl Cassib to take down QB Jacoby Brissett for a loss of 6.5 yards...Finished with four stops on defense and one forced fumble...(10/4) **at LAC:** Totaled two tackles and one pass defended...(10/10) **vs. Chi.:** Saw action on both defense and special teams...(10/17) **at Den.:** Recorded one tackle and one forced fumble...(10/24) **vs. Phi.:** Recorded three tackles on defense in the win...(11/7) **at NYG:** Finished with two tackles...(11/14) **vs. KC:** Recorded three tackles on defense...(11/21) **vs. Cin.:** Recorded two tackles and one sack for a loss of 10 yards...(11/25) **at Dal.:** Recorded four tackles (three), including one tackle for loss...(12/5) **vs. Was.:** Recorded four tackles (two)...(12/12) **at KC:** Finished with two tackles...(12/20) **at Cle.:** Finished with one tackle in the win...(12/26) **vs. Den.:** Recorded two stops on defense in the win...(1/2/22) **at Ind.:** Recorded one tackle in the win.

SOLOMON THOMAS' NFL REGULAR SEASON DEFENSIVE STATISTICS

				TACKLES								INTERCEPTIONS						O. FUMB				ST						MISC	
DATE	TEAM	GP	GS	TK	S	A	TFL	YDS	SK	YDS	QBH	NO	YDS	LG	TD	PD	FF	FR	TD	YDS	TK	S	A	FF	FR	S	A		
2017	49ers	14	12	41	34	7	10	23	3.0	9.0	11	0	0	0	0	0	0	1	0	0	0	0	0	0	0	0	0		
2018	49ers	16	13	31	24	7	3	10	1.0	2.0	6	0	0	0	0	0	0	0	0	0	0	0	0	0	0	0	0		
2019	49ers	16	3	21	15	6	3	10	2.0	9.0	6	0	0	0	0	0	0	0	0	0	0	0	0	0	0	0	0		
2020	49ers	2	2	2	0	2	0	0	0.0	0.0	0	0	0	0	0	0	0	0	0	0	0	0	0	0	0	0	0		
2021	Raiders	16	0	34	17	17	3	18	3.5	19.5	12	0	0	0	0	2	2	0	0	0	0	0	0	0	0	0	0		
NFL TOTALS		64	30	129	90	39	19	61	9.5	39.5	35	0	0	0	0	2	2	1	0	0	0	0	0	0	0	0	0		

SOLOMON THOMAS' 2021 GXG REGULAR-SEASON STATISTICS (RAIDERS)

			TACKLES								INTERCEPTIONS					O. FUMB				ST					MISC			
DATE	OPPONENT	P/S	TK	S	A	SK	YDS	TFL	YDS	QBH	NO	YDS	LG	TD	PD	FF	FR	TD	YDS	TK	S	A	FF	FR	S	A	W/L	SCORE
09/13	Ravens	P	0	0	0	0.0	0.0	0	0	0	0	0	0	0	0	0	0	0	0	0	0	0	0	0	0	0	W	33-27+
09/19	at Steelers	P	2	2	0	2.0	3.0	1	3	2	0	0	0	0	1	0	0	0	0	0	0	0	0	0	0	0	W	26-17
09/26	Dolphins	P	4	1	3	0.5	6.5	0	0	1	0	0	0	0	0	1	0	0	0	0	0	0	0	0	0	0	W	31-28+
10/04	at Chargers	P	2	0	2	0.0	0.0	0	0	1	0	0	0	0	1	0	0	0	0	0	0	0	0	0	0	0	L	14-28
10/10	Bears	P	0	0	0	0.0	0.0	0	0	0	0	0	0	0	0	0	0	0	0	0	0	0	0	0	0	0	L	9-20
10/17	at Broncos	P	1	1	0	0.0	0.0	0	0	3	0	0	0	0	0	1	0	0	0	0	0	0	0	0	0	0	W	34-24
10/24	Eagles	P	4	1	3	0.0	0.0	0	0	2	0	0	0	0	0	0	0	0	0	0	0	0	0	0	0	0	W	33-22
11/07	at Giants	P	2	1	1	0.0	0.0	0	0	1	0	0	0	0	0	0	0	0	0	0	0	0	0	0	0	0	L	16-23
11/14	Chiefs	P	3	0	3	0.0	0.0	0	0	0	0	0	0	0	0	0	0	0	0	0	0	0	0	0	0	0	L	14-41
11/21	Bengals	P	2	2	0	1.0	10.0	1	10	1	0	0	0	0	0	0	0	0	0	0	0	0	0	0	0	0	L	13-32
11/25	at Cowboys	P	4	3	1	0.0	0.0	1	5	0	0	0	0	0	0	0	0	0	0	0	0	0	0	0	0	0	W	36-33+
12/05	Washington	P	4	2	2	0.0	0.0	0	0	1	0	0	0	0	0	0	0	0	0	0	0	0	0	0	0	0	L	15-17
12/12	at Chiefs	P	2	1	1	0.0	0.0	0	0	0	0	0	0	0	0	0	0	0	0	0	0	0	0	0	0	0	L	9-48
12/20	at Browns	P	1	1	0	0.0	0.0	0	0	0	0	0	0	0	0	0	0	0	0	0	0	0	0	0	0	0	W	16-14
12/26	Broncos	P	2	1	1	0.0	0.0	0	0	0	0	0	0	0	0	0	0	0	0	0	0	0	0	0	0	0	W	17-13
01/02	at Colts	P	1	1	0	0.0	0.0	0	0	0	0	0	0	0	0	0	0	0	0	0	0	0	0	0	0	0	W	23-20
2021 TOTALS		16-0	34	17	17	3.5	19.5	3	18	12	0	0	0	0	2	2	0	0	0	0	0	0	0	0	0	0	9-7	

+ - Overtime



DESMOND TRUFANT

10

POSITION: CB
HT/WT: 6-0/190
ACQUIRED: FA-'21
BORN: 09/10/90

RAIDERS SEASON: 1
NFL SEASON: 9
COLLEGE: Washington
HOMETOWN: Tacoma, Wash.


2021: (10/24) vs. Phi.: Made his Raiders debut, appearing on both defense and special teams in the win...**(11/7) at NYG:** Appeared on both defense and special teams...**(11/14) vs. KC:** Appeared on defense and recorded two tackles (one)...**(11/21) vs. Cin.:** Did not play...**(11/25) at Dal.:** Appeared on defense and special teams and recorded one pass defended...**(12/5) vs. Was.:** Did not play...**(12/12) at KC:** Saw limited action on defense...**(12/20) at Cle.:** Did not play...**(12/26) vs. Den.:** Led the team with seven tackles in the win...**(1/2/22) at Ind.:** Recorded one tackle in the win.

DESMOND TRUFANT'S NFL REGULAR SEASON DEFENSIVE STATISTICS

				TACKLES								INTERCEPTIONS							O. FUMB				ST						MISC	
DATE	TEAM	GP	GS	TK	S	A	TFL	YDS	SK	YDS	QBH	NO	YDS	LG	TD	PD	FF	FR	TD	YDS	TK	S	A	FF	FR	S	A			
2013	Falcons	16	16	70	55	15	1	2	0.0	0.0	0	2	0	0	0	17	1	1	0	18	0	0	0	0	0	0	0			
2014	Falcons	16	16	61	53	8	1	1	0.0	0.0	0	3	19	19	0	16	0	1	0	15	0	0	0	0	0	0	0			
2015	Falcons	16	16	42	35	7	1	9	1.0	9.0	2	1	0	0	0	11	0	2	1	21	0	0	0	0	0	0	0			
2016	Falcons	9	9	30	25	5	1	8	2.0	17.0	2	1	9	9	0	4	2	0	0	0	1	0	1	0	0	0	0			
2017	Falcons	15	15	39	34	5	3	10	1.0	7.0	1	2	43	43	0	12	0	3	1	15	2	2	0	0	0	0	0			
2018	Falcons	16	16	66	55	11	1	10	1.0	10.0	1	0	0	0	0	12	0	0	0	0	0	0	0	0	0	0	0			
2019	Falcons	9	9	18	13	5	1	1	0.0	0.0	0	4	26	16	0	7	0	0	0	0	0	0	0	0	0	0	0			
2020	Lions	6	6	20	16	4	1	8	1.0	8.0	1	1	0	0	0	4	0	0	0	0	0	0	0	0	0	0	0			
2021	Bears	0	0	0	0	0	0	0	0.0	0.0	0	0	0	0	0	0	0	0	0	0	0	0	0	0	0	0	0			
Went from Chicago to New Orleans.																														
2021	Saints	0	0	3	2	1	0	0	0.0	0.0	0	0	0	0	0	1	0	0	0	0	0	0	0	0	0	0	0			
2021	TOTAL	0	0	3	2	1	0	0	0.0	0.0	0	0	0	0	0	1	0	0	0	0	0	0	0	0	0	0	0			
NFL TOTALS		103	103	349	288	61	10	49	6.0	51.0	7	14	97	43	0	84	3	7	2	69	3	2	1	0	0	0	0			

DESMOND TRUFANT'S 2021 GXG REGULAR-SEASON STATISTICS (SAINTS)

			TACKLES							INTERCEPTIONS					O. FUMB				ST				MISC		W/L	SCORE				
DATE	OPPONENT	P/S	TK	S	A	SK	YDS	TFL	YDS	QBH	NO	YDS	LG	TD	PD	FF	FR	TD	YDS	TK	S	A	FF	FR			S	A		
11/14	at Titans		DID NOT PLAY																											
2021 TOTALS			0	0	0	0.0	0.0	0	0	0	0	0	0	0	0	0	0	0	0	0	0	0	0	0	0	0	0-1			



KYLE WILBER

58

POSITION: LB
HT/WT: 6-4/240
ACQUIRED: FA-'21
BORN: 04/26/89

RAIDERS SEASON: 3
NFL SEASON: 9
COLLEGE: Wake Forest
HOMETOWN: Apopka, Fla.

2021: (1/2/22) at Ind.: Appeared in an extensive role on special teams.

KYLE WILBER'S NFL REGULAR SEASON DEFENSIVE STATISTICS

				TACKLES								INTERCEPTIONS						O. FUMB				ST						MISC	
DATE	TEAM	GP	GS	TK	S	A	TFL	YDS	SK	YDS	QBH	NO	YDS	LG	TD	PD	FF	FR	TD	YDS	TK	S	A	FF	FR	S	A		
2012	Cowboys	10	0	2	1	1	0	0	0.0	0.0	0	0	0	0	0	0	0	0	0	0	3	3	0	0	0	0	0	0	
2013	Cowboys	16	6	43	30	13	4	29	2.0	17.0	4	0	0	0	0	0	1	2	0	1	1	1	0	0	0	0	0		
2014	Cowboys	16	3	21	13	8	1	7	1.5	8.0	3	0	0	0	0	2	0	1	0	0	6	3	3	0	0	0	0		
2015	Cowboys	16	6	17	12	5	1	4	0.0	0.0	0	0	0	0	0	0	0	0	0	0	8	4	4	0	0	0	0		
2016	Cowboys	15	1	3	2	1	0	0	0.0	0.0	0	0	0	0	0	0	0	1	0	0	6	5	1	1	1	0	0		
2017	Cowboys	16	0	4	2	2	0	0	0.0	0.0	0	0	0	0	0	0	0	0	0	0	6	6	0	1	0	0	0		
2018	Raiders	14	0	8	6	2	0	0	0.0	0.0	0	0	0	0	0	0	0	0	0	0	7	4	3	0	0	0	0		
2019	Raiders	14	1	2	1	1	0	0	0.0	0.0	0	0	0	0	0	2	0	0	0	0	4	4	0	0	0	0	0		
2020	Raiders	16	0	4	3	1	0	0	0.0	0.0	0	0	0	0	0	0	0	0	0	0	8	4	4	0	1	0	0		
2021	Raiders	1	0	0	0	0	0	0	0.0	0.0	0	0	0	0	0	0	0	0	0	0	0	0	0	0	0	0	0		
NFL TOTALS		134	17	104	70	34	6	40	3.5	25.0	7	0	0	0	0	4	1	4	0	1	49	34	15	2	2	0	0		

KYLE WILBER'S 2021 GYG REGULAR-SEASON STATISTICS (RAIDERS)

			TACKLES							INTERCEPTIONS					O. FUMB				ST				MISC					
DATE	OPPONENT	P/S	TK	S	A	SK	YDS	TFL	YDS	QBH	NO	YDS	LG	TD	PD	FF	FR	TD	YDS	TK	S	A	FF	FR	S	A	W/L	SCORE
01/02	at Colts	P	0	0	0	0.0	0.0	0	0	0	0	0	0	0	0	0	0	0	0	0	0	0	0	0	0	0	W	23-20
2021 TOTALS		1-0	0	0	0	0.0	0.0	0	0	0	0	0	0	0	0	0	0	0	0	0	0	0	0	0	0	0	1-0	



34

RAIDERS SEASON: 1
NFL SEASON: 11
COLLEGE: Mississippi State
HOMETOWN: Olive Branch, Miss.

2021: (9/13) vs. Bal.: Made his Raiders debut, recording two tackles in the win...**(9/19) at Pit.:** Appeared on defense in a reserve role...**(9/26) vs. Mia.:** Appeared in a reserve role on both defense and special teams...**(10/4) at LAC:** Recorded five tackles (two solo)...**(10/10) vs. Chi.:** Finished with three tackles...: Appeared in a reserve role on both defense and special teams...**(10/4) at LAC:** Recorded five tackles (two solo)...**(10/17) at Den.:** Recorded four tackles (three)...**(10/24) vs. Phi.:** Appeared in a limited role on both defense and special teams...**(11/7) at NYG:** Finished fourth on the team with six tackles (four), including one tackle for loss...**(11/14) vs. KC:** Appeared in a reserve role on defense and recorded one tackle...**(11/21) vs. Cin.:** Recorded two tackles...**(11/25) at Dal.:** Started at linebacker and recorded four tackles (one)...**(12/5) vs. Was.:** Recorded three tackles...**(12/12) at KC:** Finished with four tackles (two)...**(12/20) at Cle.:** Finished second on the team with eight tackles (four)...**(1/2/22) at Ind.:** Recorded two tackles in teh win.

K.J. WRIGHT'S NFL REGULAR SEASON DEFENSIVE STATISTICS

				TACKLES								INTERCEPTIONS						O. FUMB				ST						MISC	
DATE	TEAM	GP	GS	TK	S	A	TFL	YDS	SK	YDS	QBH	NO	YDS	LG	TD	PD	FF	FR	TD	YDS	TK	S	A	FF	FR	S	A		
2011	Seahawks	16	12	61	46	15	10	0	2.0	9.0	4	0	0	0	0	3	1	1	0	30	4	4	0	0	0	0	0		
2012	Seahawks	15	15	96	66	30	8	0	1.0	13.0	3	1	24	24	0	5	1	0	0	0	2	2	0	0	0	0	0		
2013	Seahawks	13	13	80	46	34	4	12	1.5	4.5	2	0	0	0	0	4	0	1	0	0	0	0	0	0	0	0	0		
2014	Seahawks	16	16	106	73	33	5	11	2.0	8.0	2	0	0	0	0	4	3	1	0	0	1	0	1	0	0	0	0		
2015	Seahawks	16	16	116	71	45	4	13	1.0	11.0	2	0	0	0	0	3	4	2	0	4	0	0	0	0	0	0	0		
2016	Seahawks	16	16	126	72	54	12	29	4.0	7.0	8	0	0	0	0	5	1	1	0	0	0	0	0	0	0	0	0		
2017	Seahawks	15	15	108	71	37	5	14	0.0	0.0	3	1	1	1	0	6	0	1	0	0	0	0	0	0	0	0	0		
2018	Seahawks	5	5	23	15	8	2	7	0.0	0.0	0	0	0	0	0	3	0	0	0	0	0	0	0	0	0	0	0		
2019	Seahawks	16	16	132	67	65	5	11	0.0	0.0	1	3	10	11	0	11	0	0	0	0	0	0	0	0	0	0	0		
2020	Seahawks	16	16	86	60	26	11	35	2.0	8.0	3	1	7	7	0	10	1	2	0	0	0	0	0	0	0	0	0		
2021	Raiders	16	7	46	21	25	2	1	0.0	0.0	0	0	0	0	0	0	0	0	0	0	0	0	0	0	0	0	0		
NFL TOTALS		160	147	980	608	372	68	133	13.5	60.5	28	6	42	24	0	54	11	9	0	34	7	6	1	0	0	0	0		

K.J. WRIGHT'S 2021 GXG REGULAR-SEASON STATISTICS (RAIDERS)

[illegible]

+ - Overtime



GAME SUMMARIES



WEEK 1
Baltimore Ravens 27, Las Vegas Raiders 33 (OT)
61,756 Allegiant Stadium Sep 13, 2021



Baltimore Ravens	7	7	3	10	0	—	27
Las Vegas Raiders	0	10	0	17	6	—	33

SCORING DRIVES

TEAM	QTR	TIME	SCORING PLAY	BAL	LV
Ravens	1	01:47	T.Williams 35 yd. run (J.Tucker kick) (6-65, 2:59) (2-27, 0:53)	7	0
Ravens	2	08:52	M.Brown 10 yd. pass from L.Jackson (J.Tucker kick) (6-68, 2:38)	14	0
Raiders	2	04:14	J.Jacobs 2 yd. run (D.Carlson kick) (9-75, 4:38)	14	7
Raiders	2	00:00	D.Carlson 34 yd. Field Goal (9-48, 1:12)	14	10
Ravens	3	08:24	J.Tucker 40 yd. Field Goal (6-16, 2:24)	17	10
Raiders	4	09:18	J.Jacobs 15 yd. run (D.Carlson kick) (5-41, 2:36)	17	17
Ravens	4	06:04	L.Murray 8 yd. run (J.Tucker kick) (6-75, 3:14)	24	17
Raiders	4	03:44	D.Waller 10 yd. pass from D.Carr (D.Carlson kick) (9-75, 2:20)	24	24
Ravens	4	00:37	J.Tucker 47 yd. Field Goal (8-46, 3:07)	27	24
Raiders	4	00:02	D.Carlson 55 yd. Field Goal (5-38, 0:35)	27	27
Raiders	OT	03:38	Z.Jones 31 yd. pass from D.Carr	27	33

BALTIMORE RAVENS

PASSING	ATT	CP	YDS	SK/YD	TD	LG	INT	RTG
Lamar Jackson	30	19	235	3/18	1	49	0	98.6
TOTAL	30	19	235	3/18	1	49	0	98.6

RUSHING	ATT	YDS	AVG	LG	TD
Lamar Jackson	12	86	7.2	28	0
Ty'Son Williams	9	65	7.2	35t	1
Lataavius Murray	10	28	2.8	8t	1
Trenton Cannon	2	5	2.5	3	0
Marquise Brown	1	5	5.0	5	0
TOTAL	34	189	5.6	35T	2

RECEIVING	NO	YDS	AVG	LG	TD
Marquise Brown	6	69	11.5	29	1
Sammy Watkins	4	96	24.0	49	0
Ty'Son Williams	3	29	9.7	21	0
Mark Andrews	3	20	6.7	10	0
Patrick Ricard	2	15	7.5	9	0
Devin Duvernay	1	6	6.0	6	0
TOTAL	19	235	12.4	49	1

PUNTING	NO	YDS	AVG	TB	I20	LG
Sam Koch	4	179	44.8	0	1	49
TOTAL	4	179	44.0	0	1	49

KICKOFF RETURNS	NO	YDS	AVG	LG	TD
No Kickoff Returns					

PUNT RETURNS	NO	YDS	AVG	LG	TD
Devin Duvernay	4	67	16.8	30	0
TOTAL	4	67	16.8	30	0

TOP DEFENSE	TOT	SOLO	AST	SCK	YDS	INT
Marlon Humphrey	9	6	3	0.0	0.0	0
Patrick Queen	9	6	3	1.0	13.0	0
Anthony Averett	7	6	1	0.0	0.0	1

FIELD GOALS	FGM/FGA	PERCENT	RESULTS
Justin Tucker	2-2	100.0	40G, 47G
TOTAL	2-2	100.0	

SACKS

Patrick Queen [1.0/13.0], Odafe Oweh [1.0/2.0], Pernell McPhee [1.0/11.0]

LAS VEGAS RAIDERS

PASSING	ATT	CP	YDS	SK/YD	TD	LG	INT	RTG
Derek Carr	56	34	435	3/26	2	37	1	89.5
TOTAL	56	34	435	3/26	2	37	1	89.5

RUSHING	ATT	YDS	AVG	LG	TD
Josh Jacobs	10	34	3.4	15t	2
Marcus Mariota	1	31	31.0	31	0
Kenyan Drake	6	11	1.8	6	0
Derek Carr	4	6	1.5	4	0
TOTAL	21	82	3.9	31	2

RECEIVING	NO	YDS	AVG	LG	TD
Darren Waller	10	105	10.5	24	1
Hunter Renfrow	6	70	11.7	27	0
Kenyan Drake	5	59	11.8	21	0
Bryan Edwards	4	81	20.3	32	0
Alec Ingold	4	22	5.5	9	0
Henry Ruggs III	2	46	23.0	37	0
Zay Jones	2	46	23.0	31t	1
Josh Jacobs	1	6	6.0	6	0
TOTAL	34	435	12.8	37	2

PUNTING	NO	YDS	AVG	TB	I20	LG
AJ Cole	6	316	52.7	0	2	67
TOTAL	6	316	52.0	0	2	67

KICKOFF RETURNS	NO	YDS	AVG	TB	LG	TD
Henry Ruggs III	2	33	16.5	20	0	
TOTAL	2	33	16.5	20	0	

PUNT RETURNS	NO	YDS	AVG	LG	TD
Hunter Renfrow	2	10	5.0	7	0
TOTAL	2	10	5.0	7	0

TOP DEFENSE	TOT	SOLO	AST	SCK	YDS	INT
Cory Littleton	10	4	6	0.0	0.0	0
Denzel Perryman	10	5	5	0.0	0.0	0
Johnathan Abram	9	5	4	0.0	0.0	0

FIELD GOALS	FGM/FGA	PERCENT	RESULTS
Daniel Carlson	2-2	100.0	34G, 55G
TOTAL	2-2	100.0	

SACKS

Maxx Crosby [2.0/12.0], Carl Nassib [1.0/6.0]

Team Statistics

	Ravens	Raiders
First Downs	20	26
3rd-Down Eff. (Made/Att/Pct)	3/12/25%	7/15/47%
4th-Down Eff. (Made/Att/Pct)	1/2/50%	0/1/0%
Total Net Yards	406	491
Total Plays	67	80
Yards Per Play	6.1	6.1
Rushes/Net Yards	34/189	21/82
Net Passing	217	409
Pass Attempts/Completions	30/19	56/34
Had Intercepted	0	1
Sacked/Yards Lost	3/18	3/26
Punts/Average	4/44.8	6/52.7
Penalties/Yards	5/71	10/62
Fumbles/Lost	4/2	1/0
Possession Time	32:14	34:08



WEEK 2

Las Vegas Raiders 26, Pittsburgh Steelers 17
63,707 Heinz Field Sep 19, 2021



Las Vegas Raiders	3	6	7	10	—	26
Pittsburgh Steelers	0	7	0	10	—	17

SCORING DRIVES

TEAM	QTR	TIME	SCORING PLAY	LV	PIT
Raiders	1	03:10	D.Carlson 46 yd. Field Goal (5-12, 2:34)	3	0
Raiders	2	09:34	D.Carlson 33 yd. Field Goal (8-47, 3:58)	6	0
Steelers	2	06:25	J.Smith-Schuster 3 yd. run (C.Boswell kick) (7-75, 3:09)	6	7
Raiders	2	00:02	D.Carlson 41 yd. Field Goal (13-53, 6:23)	9	7
Raiders	3	05:02	F.Moreau 9 yd. pass from D.Carr (D.Carlson kick) (7-82, 4:09)	16	7
Steelers	4	11:15	N.Harris 25 yd. pass from B.Roethlisberger (C.Boswell kick) (5-80, 1:41)	16	14
Raiders	4	09:35	H.Ruggs 61 yd. pass from D.Carr (D.Carlson kick) (5-75, 1:40)	23	14
Steelers	4	03:42	C.Boswell 56 yd. Field Goal (8-30, 2:09)	23	17
Raiders	4	00:20	D.Carlson 45 yd. Field Goal (7-46, 3:22)	26	17

LAS VEGAS RAIDERS

PASSING	ATT	CP	YDS	SK/YD	TD	LG	INT	RTG
Derek Carr	37	28	382	2/9	2	61t	0	126.2
TOTAL	37	28	382	2/9	2	61T	0	126.2

RUSHING	ATT	YDS	AVG	LG	TD
Peyton Barber	13	32	2.5	13	0
Kenyan Drake	7	9	1.3	5	0
Derek Carr	4	9	2.3	5	0
Henry Ruggs III	1	2	2.0	2	0
TOTAL	25	52	2.1	13	0

RECEIVING	NO	YDS	AVG	LG	TD
Henry Ruggs III	5	113	22.6	61t	1
Darren Waller	5	65	13.0	25	0
Hunter Renfrow	5	57	11.4	23	0
Kenyan Drake	5	46	9.2	13	0
Bryan Edwards	3	40	13.3	18	0
Foster Moreau	2	34	17.0	25	1
Derek Carrier	2	13	6.5	9	0
Willie Snead IV	1	14	14.0	14	0
TOTAL	28	382	13.6	61T	2

PUNTING	NO	YDS	AVG	TB	I20	LG
AJ Cole	4	190	47.5	1	2	55
TOTAL	4	190	47.0	1	2	55

KICKOFF RETURNS	NO	YDS	AVG	LG	TD
Henry Ruggs III	1	22	22.0	22	0
TOTAL	1	22	22.0	22	0

PUNT RETURNS	NO	YDS	AVG	LG	TD
Hunter Renfrow	2	26	13.0	16	0
TOTAL	2	26	13.0	16	0

TOP DEFENSE	TOT	SOLO	AST	SCK	YDS	INT
Denzel Perryman	12	6	6	0.0	0.0	0
Johnathan Abram	7	5	2	0.0	0.0	0
Trayvon Mullen Jr.	7	6	1	0.0	0.0	1

FIELD GOALS	FGM/FGA	PERCENT	RESULTS
Daniel Carlson	4-4	100.0	46G, 33G, 41G, 45G
TOTAL	4-4	100.0	

SACKS

Solomon Thomas [2.0/3.0]

PITTSBURGH STEELERS

PASSING	ATT	CP	YDS	SK/YD	TD	LG	INT	RTG
Ben Roethlisberger	40	27	295	2/3	1	52	1	87.0
TOTAL	40	27	295	2/3	1	52	1	87.0

RUSHING	ATT	YDS	AVG	LG	TD
Najee Harris	10	38	3.8	14	0
JuJu Smith-Schuster	1	3	3.0	3t	1
Benny Snell Jr.	2	1	0.5	1	0
Chase Claypool	1	-3	-3.0	-3	0
TOTAL	14	39	2.8	14	1

RECEIVING	NO	YDS	AVG	LG	TD
Diontae Johnson	9	105	11.7	41	0
JuJu Smith-Schuster	6	41	6.8	17	0
Najee Harris	5	43	8.6	25t	1
Pat Freiermuth	4	36	9.0	14	0
Chase Claypool	3	70	23.3	52	0
TOTAL	27	295	10.9	52	1

PUNTING	NO	YDS	AVG	TB	I20	LG
Pressley Harvin III	4	197	49.3	0	3	59
TOTAL	4	197	49.0	0	3	59

KICKOFF RETURNS	NO	YDS	AVG	TB	LG	TD
Ray-Ray McCloud	4	92	23.0	28	0	
TOTAL	4	92	23.0	28	0	

PUNT RETURNS	NO	YDS	AVG	LG	TD
Ray-Ray McCloud	2	21	10.5	15	0
TOTAL	2	21	10.5	15	0

TOP DEFENSE	TOT	SOLO	AST	SCK	YDS	INT
Joe Schobert	10	6	4	0.0	0.0	0
Robert Spillane	10	7	3	0.0	0.0	0
Cameron Heyward	7	4	3	0.0	0.0	0

FIELD GOALS	FGM/FGA	PERCENT	RESULTS
Chris Boswell	1-1	100.0	56G
TOTAL	1-1	100.0	

SACKS

Melvin Ingram III [1.0/8.0], T.J. Watt [1.0/1.0]

Team Statistics

	Raiders	Steelers
First Downs	22	17
3rd-Down Eff. (Made/Att/Pct)	5/13/38%	5/12/42%
4th-Down Eff. (Made/Att/Pct)	1/1/100%	0/1/0%
Total Net Yards	425	331
Total Plays	64	56
Yards Per Play	6.6	5.9
Rushes/Net Yards	25/52	14/39
Net Passing	373	292
Pass Attempts/Completions	37/28	40/27
Had Intercepted	0	1
Sacked/Yards Lost	2/9	2/3
Punts/Average	4/47.5	4/49.3
Penalties/Yards	5/40	5/43
Fumbles/Lost	2/0	1/0
Possession Time	34:22	25:38



WEEK 3
Miami Dolphins 28, Las Vegas Raiders 31 (OT)
59,311 Allegiant Stadium Sep 26, 2021



Miami Dolphins	14	0	0	11	3	—	28
Las Vegas Raiders	2	10	7	6	6	—	31

SCORING DRIVES

TEAM	QTR	TIME	SCORING PLAY	MIA	LV
Dolphins	1	06:34	E.Roberts 85 yd. interception return (J.Sanders kick)	7	0
Dolphins	1	03:07	M.Brown 24 yd. run (J.Sanders kick) (4-34, 1:42)	14	0
Raiders	1	00:32	J.Waddle tackled in end zone by C.Hayward for a Safety	14	2
Raiders	2	11:36	D.Carlson 50 yd. Field Goal (9-31, 3:56)	14	5
Raiders	2	01:56	A.Ingold 1 yd. pass from D.Carr (D.Carlson kick) (10-95, 4:24)	14	12
Raiders	3	07:17	H.Renfrow 12 yd. pass from D.Carr (D.Carlson kick) (9-72, 5:16)	14	19
Raiders	4	13:47	P.Barber 1 yd. run (kick failed, wr) (11-84, 6:05)	14	25
Dolphins	4	08:30	J.Sanders 46 yd. Field Goal (11-47, 5:17)	17	25
Dolphins	4	00:02	J.Brissett 1 yd. run (J.Brissett-W.Fuller pass) (13-82, 3:20)	25	25
Raiders	OT	06:27	D.Carlson 38 yd. Field Goal (8-55, 3:33)	25	28
Dolphins	OT	02:49	J.Sanders 50 yd. Field Goal (11-43, 3:38)	28	28
Raiders	OT	00:00	D.Carlson 22 yd. Field Goal (8-72, 2:49)	28	31

MIAMI DOLPHINS

PASSING	ATT	CP	YDS	SK/YD	TD	LG	INT	RTG
Jacoby Brissett	49	32	215	2/18	0	27	0	74.8
TOTAL	49	32	215	2/18	0	27	0	74.8

RUSHING	ATT	YDS	AVG	LG	TD
Myles Gaskin	13	65	5.0	15	0
Jacoby Brissett	7	37	5.3	19	1
Malcolm Brown	7	31	4.4	24t	1
TOTAL	27	133	4.9	24T	2

RECEIVING	NO	YDS	AVG	LG	TD
Jaylen Waddle	12	58	4.8	9	0
Mike Gesicki	10	86	8.6	27	0
DeVante Parker	4	42	10.5	15	0
William Fuller V	3	20	6.7	10	0
Myles Gaskin	3	9	3.0	4	0
TOTAL	32	215	6.7	27	0

PUNTING	NO	YDS	AVG	TB	I20	LG
Michael Palardy	4	155	38.8	0	3	50
TOTAL	4	155	38.0	0	3	50

KICKOFF RETURNS	NO	YDS	AVG	LG	TD
Jakeem Grant Sr.	1	15	15.0	15	0
TOTAL	1	15	15.0	15	0

PUNT RETURNS	NO	YDS	AVG	LG	TD
Jakeem Grant Sr.	3	27	9.0	12	0
TOTAL	3	27	9.0	12	0

TOP DEFENSE	TOT	SOLO	AST	SCK	YDS	INT
Zach Sieler	9	4	5	0.0	0.0	0
Jerome Baker	8	5	3	0.0	0.0	0
Christian Wilkins	7	6	1	1.0	7.0	0

FIELD GOALS	FGM/FGA	PERCENT	RESULTS
Jason Sanders	2-3	66.7	48RU, 46G, 50G
TOTAL	2-3	66.0	

SACKS
Christian Wilkins [1.0/7.0], Brandon Jones [2.0/22.0]

LAS VEGAS RAIDERS

PASSING	ATT	CP	YDS	SK/YD	TD	LG	INT	RTG
Derek Carr	43	26	386	3/29	2	34	1	95.7
TOTAL	43	26	386	3/29	2	34	1	95.7

RUSHING	ATT	YDS	AVG	LG	TD
Peyton Barber	23	111	4.8	27	1
Kenyan Drake	8	24	3.0	6	0
Henry Ruggs III	1	7	7.0	7	0
Alec Ingold	1	0	0.0	0	0
Derek Carr	2	-2	-1.0	-1	0
TOTAL	35	140	4.0	27	1

RECEIVING	NO	YDS	AVG	LG	TD
Hunter Renfrow	5	77	15.4	25	1
Darren Waller	5	54	10.8	23	0
Henry Ruggs III	4	78	19.5	23	0
Bryan Edwards	3	89	29.7	34	0
Kenyan Drake	3	33	11.0	16	0
Peyton Barber	3	31	10.3	23	0
Zay Jones	1	15	15.0	15	0
Foster Moreau	1	8	8.0	8	0
Alec Ingold	1	1	1.0	1t	1
TOTAL	26	386	14.8	34	2

PUNTING	NO	YDS	AVG	TB	I20	LG
AJ Cole	4	216	54.0	0	2	67
TOTAL	4	216	54.0	0	2	67

KICKOFF RETURNS	NO	YDS	AVG	TB	LG	TD
Henry Ruggs III	1	15	15.0	15	0	0
TOTAL	1	15	15.0	15	0	0

PUNT RETURNS	NO	YDS	AVG	LG	TD
Hunter Renfrow	2	9	4.5	7	0
TOTAL	2	9	4.5	7	0

TOP DEFENSE	TOT	SOLO	AST	SCK	YDS	INT
Denzel Perryman	14	10	4	0.0	0.0	0
Cory Littleton	10	7	3	0.0	0.0	0
Johnathan Abram	7	3	4	0.0	0.0	0

FIELD GOALS	FGM/FGA	PERCENT	RESULTS
Daniel Carlson	3-3	100.0	50G, 38G, 22G
TOTAL	3-3	100.0	

SACKS
Carl Nassib [0.5/6.5], Quinton Jefferson [1.0/5.0], Solomon Thomas [0.5/6.5]

Team Statistics

	Dolphins	Raiders
First Downs	22	28
3rd-Down Eff. (Made/Att/Pct)	6/18/33%	8/15/53%
4th-Down Eff. (Made/Att/Pct)	3/4/75%	0/1/0%
Total Net Yards	330	497
Total Plays	78	81
Yards Per Play	4.2	6.1
Rushes/Net Yards	27/133	35/140
Net Passing	197	357
Pass Attempts/Completions	49/32	43/26
Had Intercepted	0	1
Sacked/Yards Lost	2/18	3/29
Punts/Average	4/38.8	4/54.0
Penalties/Yards	8/68	8/104
Fumbles/Lost	2/0	2/0
Possession Time	31:13	38:47



WEEK 4 **Las Vegas Raiders 14, Los Angeles Chargers 28** **70,240 SoFi Stadium Oct 4, 2021**



Las Vegas Raiders 0 0 14 0 — 14
 Los Angeles Chargers 7 14 0 7 — 28

SCORING DRIVES

TEAM	QTR	TIME	SCORING PLAY	LV	LAC
Chargers	1	08:01	D.Parham 4 yd. pass from J.Herbert (T.Vizcaino kick) (12-75, 6:59)	0	7
Chargers	2	04:16	J.Cook 10 yd. pass from J.Herbert (T.Vizcaino kick) (6-80, 3:35)	0	14
Chargers	2	00:29	A.Ekeler 14 yd. pass from J.Herbert (T.Vizcaino kick) (9-69, 2:15)	0	21
Raiders	3	09:01	H.Renfrow 10 yd. pass from D.Carr (D.Carson kick) (11-78, 2:59)	7	21
Raiders	3	01:44	D.Waller 3 yd. pass from D.Carr (D.Carson kick) (6-81, 2:55)	14	21
Chargers	4	05:20	A.Ekeler 11 yd. run (T.Vizcaino kick) (10-58, 5:18)	14	28

LAS VEGAS RAIDERS

PASSING	ATT	CP	YDS	SK/YD	TD	LG	INT	RTG
Derek Carr	34	21	196	4/31	2	51	1	84.9
TOTAL	34	21	196	4/31	2	51	1	84.9

RUSHING	ATT	YDS	AVG	LG	TD
Josh Jacobs	13	40	3.1	10	0
Derek Carr	3	6	2.0	3	0
Kenyan Drake	1	2	2.0	2	0
Peyton Barber	1	0	0.0	0	0
TOTAL	18	48	2.7	10	0

RECEIVING	NO	YDS	AVG	LG	TD
Hunter Renfrow	6	45	7.5	12	1
Josh Jacobs	5	17	3.4	9	0
Darren Waller	4	50	12.5	21	1
Henry Ruggs III	3	60	20.0	51	0
Willie Snead IV	1	15	15.0	15	0
Zay Jones	1	5	5.0	5	0
Bryan Edwards	1	4	4.0	4	0
TOTAL	21	196	9.3	51	2

PUNTING	NO	YDS	AVG	TB	I20	LG
AJ Cole	5	256	51.2	0	1	56
TOTAL	5	256	51.0	0	1	56

KICKOFF RETURNS	NO	YDS	AVG	LG	TD
Kenyan Drake	3	68	22.7	31	0
Peyton Barber	1	25	25.0	25	0
TOTAL	4	93	23.3	31	0

PUNT RETURNS	NO	YDS	AVG	LG	TD
Hunter Renfrow	3	22	7.3	17	0
Nick Kwiatkoski	1	6	6.0	6	0
TOTAL	4	28	7.0	17	0

TOP DEFENSE	TOT	SOLO	AST	SCK	YDS	INT
Cory Littleton	12	8	4	0.0	0.0	0
Denzel Perryman	12	8	4	0.0	0.0	0
Johnathan Abram	8	4	4	0.0	0.0	0

FIELD GOALS	FGM/FGA	PERCENT	RESULTS
Daniel Carlson	0-1	0.0	52WL
TOTAL	0-1	0.0	

SACKS

Darius Philon [2.0/10.0]

LOS ANGELES CHARGERS

PASSING	ATT	CP	YDS	SK/YD	TD	LG	INT	RTG
Justin Herbert	38	25	222	2/10	3	34	0	107.6
Ty Long	1	0	0	0/0	0	0	0	39.6
TOTAL	39	25	222	2/10	3	34	0	104.9

RUSHING	ATT	YDS	AVG	LG	TD
Austin Ekeler	15	117	7.8	20	1
Larry Rountree III	11	31	2.8	9	0
Jalen Guyton	2	20	10.0	21	0
Justin Herbert	3	4	1.3	6	0
Justin Jackson	3	-4	-1.3	0	0
TOTAL	34	168	4.9	21	1

RECEIVING	NO	YDS	AVG	LG	TD
Keenan Allen	7	36	5.1	9	0
Jared Cook	6	70	11.7	22	1
Justin Jackson	4	17	4.3	7	0
Austin Ekeler	3	28	9.3	14t	1
Donald Parham Jr.	2	17	8.5	13	1
Stephen Anderson	1	34	34.0	34	0
Mike Williams	1	11	11.0	11	0
Jalen Guyton	1	9	9.0	9	0
TOTAL	25	222	8.9	34	3

PUNTING	NO	YDS	AVG	TB	I20	LG
Tristan Vizcaino	1	32	32.0	0	1	32
TOTAL	1	32	32.0	0	1	32

KICKOFF RETURNS	NO	YDS	AVG	TB	LG	TD
Larry Rountree III	2	35	17.5	24	0	0
TOTAL	2	35	17.5	24	0	0

PUNT RETURNS	NO	YDS	AVG	LG	TD
KJ Hill Jr.	2	20	10.0	11	0
TOTAL	2	20	10.0	11	0

TOP DEFENSE	TOT	SOLO	AST	SCK	YDS	INT
Derwin James Jr.	6	3	3	0.0	0.0	1
Drue Tranquill	5	2	3	0.0	0.0	0
Linval Joseph	5	3	2	0.0	0.0	0

FIELD GOALS	FGM/FGA	PERCENT	RESULTS
			No Field Goals

SACKS

Christian Covington [1.0/6.0], Jerry Tillery [1.0/10.0], Kyle Fackrell [1.0/3.0], Joey Bosa [1.0/12.0]

Team Statistics

	Raiders	Chargers
First Downs	13	25
3rd-Down Eff. (Made/Att/Pct)	4/13/31%	4/13/31%
4th-Down Eff. (Made/Att/Pct)	1/3/33%	2/3/67%
Total Net Yards	213	380
Total Plays	56	75
Yards Per Play	3.8	5.1
Rushes/Net Yards	18/48	34/168
Net Passing	165	212
Pass Attempts/Completions	34/21	39/25
Had Intercepted	1	0
Sacked/Yards Lost	4/31	2/10
Punts/Average	5/51.2	6/42.2
Penalties/Yards	7/58	7/105
Fumbles/Lost	2/0	0/0
Possession Time	25:17	34:43



WEEK 5
Chicago Bears 20, Las Vegas Raiders 9
59,122 Allegiant Stadium Oct 10, 2021



Chicago Bears 0 14 0 6 — 20
 Las Vegas Raiders 3 0 0 6 — 9

SCORING DRIVES

TEAM	QTR	TIME	SCORING PLAY	CHI	LV
Raiders	1	04:00	D.Carlson 31 yd. Field Goal (13-69, 6:08)	0	3
Bears	2	13:11	J.Horsted 2 yd. pass from J.Fields (C.Santos kick) (10-72, 5:49)	7	3
Bears	2	01:56	D.Williams 4 yd. run (C.Santos kick) (16-86, 8:17)	14	3
Raiders	4	09:01	J.Jacobs 1 yd. run (pass failed) (16-74, 8:19)	14	9
Bears	4	02:45	C.Santos 46 yd. Field Goal (10-57, 6:16)	17	9
Bears	4	00:56	C.Santos 46 yd. Field Goal (4-2, 0:59)	20	9

CHICAGO BEARS

PASSING	ATT	CP	YDS	SK/YD	TD	LG	INT	RTG
Justin Fields	20	12	111	2/10	1	18	0	91.9
Andy Dalton	1	1	8	0/0	0	8	0	100.0
TOTAL	21	13	119	2/10	1	18	0	93.2

RUSHING	ATT	YDS	AVG	LG	TD
Khalil Herbert	18	75	4.2	11	0
Damien Williams	16	64	4.0	14	1
Justin Fields	3	4	1.3	3	0
TOTAL	37	143	3.9	14	1

RECEIVING	NO	YDS	AVG	LG	TD
Allen Robinson II	4	32	8.0	12	0
Darnell Mooney	3	35	11.7	15	0
Cole Kmet	2	22	11.0	14	0
Damien Williams	2	20	10.0	18	0
Marquise Goodwin	1	8	8.0	8	0
Jesper Horsted	1	2	2.0	2t	1
TOTAL	13	119	9.2	18	1

PUNTING	NO	YDS	AVG	TB	I20	LG
Pat O'Donnell	5	234	46.8	0	2	53
TOTAL	5	234	46.0	0	2	53

KICKOFF RETURNS	NO	YDS	AVG	LG	TD
Jakeem Grant Sr.	3	69	23.0	32	0
TOTAL	3	69	23.0	32	0

PUNT RETURNS	NO	YDS	AVG	LG	TD
Jakeem Grant Sr.	2	38	19.0	21	0
TOTAL	2	38	19.0	21	0

TOP DEFENSE	TOT	SOLO	AST	SCK	YDS	INT
Roquan Smith	10	5	5	0.0	0.0	0
Khalil Mack	8	7	1	1.0	8.0	0
Alec Ogletree	6	6	0	0.0	0.0	0

FIELD GOALS	FGM/FGA	PERCENT	RESULTS
Cairo Santos	2-2	100.0	46G, 46G
TOTAL	2-2	100.0	

SACKS

Khalil Mack [1.0/8.0], Tashaun Gipson Sr. [1.0/2.0], Trevis Gipson [1.0/8.0]

LAS VEGAS RAIDERS

PASSING	ATT	CP	YDS	SK/YD	TD	LG	INT	RTG
Derek Carr	35	22	206	3/18	0	29	1	67.1
TOTAL	35	22	206	3/18	0	29	1	67.1

RUSHING	ATT	YDS	AVG	LG	TD
Josh Jacobs	15	48	3.2	11	1
Kenyan Drake	2	11	5.5	8	0
Derek Carr	3	10	3.3	8	0
Nathan Peterman	2	2	1.0	1	0
TOTAL	22	71	3.2	11	1

RECEIVING	NO	YDS	AVG	LG	TD
Hunter Renfrow	6	56	9.3	17	0
Darren Waller	4	45	11.3	29	0
Josh Jacobs	4	19	4.8	8	0
Henry Ruggs III	3	51	17.0	29	0
Bryan Edwards	2	22	11.0	12	0
Zay Jones	1	6	6.0	6	0
Jalen Richard	1	4	4.0	4	0
Willie Snead IV	1	3	3.0	3	0
TOTAL	22	206	9.4	29	0

PUNTING	NO	YDS	AVG	TB	I20	LG
AJ Cole	4	224	56.0	0	3	70
TOTAL	4	224	56.0	0	3	70

KICKOFF RETURNS	NO	YDS	AVG	TB	LG	TD
Kenyan Drake	2	35	17.5	20	0	0
TOTAL	2	35	17.5	20	0	0

PUNT RETURNS	NO	YDS	AVG	LG	TD
Hunter Renfrow	1	9	9.0	9	0
TOTAL	1	9	9.0	9	0

TOP DEFENSE	TOT	SOLO	AST	SCK	YDS	INT
Denzel Perryman	13	10	3	0.0	0.0	0
Amik Robertson	7	5	2	0.0	0.0	0
Cory Littleton	6	3	3	0.0	0.0	0

FIELD GOALS	FGM/FGA	PERCENT	RESULTS
Daniel Carlson	1-1	100.0	31G
TOTAL	1-1	100.0	

SACKS

Yannick Ngakoue [2.0/10.0]

Team Statistics

	Bears	Raiders
First Downs	19	16
3rd-Down Eff. (Made/Att/Pct)	6/13/46%	5/14/36%
4th-Down Eff. (Made/Att/Pct)	0/0/0%	1/3/33%
Total Net Yards	252	259
Total Plays	60	60
Yards Per Play	4.2	4.3
Rushes/Net Yards	37/143	22/71
Net Passing	109	188
Pass Attempts/Completions	21/13	35/22
Had Intercepted	0	1
Sacked/Yards Lost	2/10	3/18
Punts/Average	5/46.8	4/56.0
Penalties/Yards	8/70	10/82
Fumbles/Lost	1/0	0/0
Possession Time	32:02	27:58



WEEK 6 **Las Vegas Raiders 34, Denver Broncos 24** **76,854** **Empower Field at Mile High** **Oct 17, 2021**



Las Vegas Raiders	10	7	14	3	—	34
Denver Broncos	7	0	3	14	—	24

SCORING DRIVES

TEAM	QTR	TIME	SCORING PLAY	LV	DEN
Raiders	1	11:54	H.Ruggs 48 yd. pass from D.Carr (D.Carlson kick) (6-75, 3:06)	7	0
Broncos	1	06:49	T.Patrick 23 yd. pass from T.Bridgewater (B.McManus kick) (8-84, 5:05)	7	7
Raiders	1	02:40	D.Carlson 50 yd. Field Goal (8-43, 4:09)	10	7
Raiders	2	00:30	K.Drake 31 yd. pass from D.Carr (D.Carlson kick) (5-82, 0:31)	17	7
Raiders	3	11:27	K.Drake 18 yd. run (D.Carlson kick) (4-56, 1:53)	24	7
Broncos	3	06:38	B.McManus 32 yd. Field Goal (9-64, 4:49)	24	10
Raiders	3	00:07	J.Jacobs 3 yd. run (D.Carlson kick) (5-42, 2:12)	31	10
Broncos	4	11:16	C.Sutton 12 yd. pass from T.Bridgewater (B.McManus kick) (12-75, 3:51)	31	17
Raiders	4	07:57	D.Carlson 30 yd. Field Goal (7-64, 3:19)	34	17
Broncos	4	01:12	N.Fant 4 yd. pass from T.Bridgewater (B.McManus kick) (8-86, 2:51)	34	24

LAS VEGAS RAIDERS

PASSING	ATT	CP	YDS	SK/YD	TD	LG	INT	RTG
Derek Carr	27	18	341	2/1	2	51	0	134.4
TOTAL	27	18	341	2/1	2	51	0	134.4

RUSHING	ATT	YDS	AVG	LG	TD
Josh Jacobs	16	53	3.3	6	1
Kenyan Drake	4	34	8.5	18t	1
Jalen Richard	1	0	0.0	0	0
Derek Carr	2	-1	-0.5	0	0
TOTAL	23	86	3.7	18T	2

RECEIVING	NO	YDS	AVG	LG	TD
Darren Waller	5	59	11.8	33	0
Henry Ruggs III	3	97	32.3	48t	1
Hunter Renfrow	3	36	12.0	25	0
Bryan Edwards	2	67	33.5	51	0
Kenyan Drake	2	39	19.5	31t	1
Josh Jacobs	1	29	29.0	29	0
Foster Moreau	1	11	11.0	11	0
Jalen Richard	1	3	3.0	3	0
TOTAL	18	341	18.9	51	2

PUNTING	NO	YDS	AVG	TB	I20	LG
AJ Cole	4	228	57.0	2	2	71
TOTAL	4	228	57.0	2	2	71

KICKOFF RETURNS	NO	YDS	AVG	LG	TD
No Kickoff Returns					

PUNT RETURNS	NO	YDS	AVG	LG	TD
Hunter Renfrow	1	5	5.0	5	0
TOTAL	1	5	5.0	5	0

TOP DEFENSE	TOT	SOLO	AST	SCK	YDS	INT
Denzel Perryman	12	6	6	0.0	0.0	0
Cory Littleton	11	7	4	0.5	0.5	0
Nate Hobbs	10	6	4	0.0	0.0	0

FIELD GOALS	FGM/FGA	PERCENT	RESULTS
Daniel Carlson	2-3	66.7	50G, 43RU, 30G
TOTAL	2-3	66.0	

SACKS

Cory Littleton [0.5/0.5], Maxx Crosby [3.0/15.5], Quinton Jefferson [1.0/7.5], Damion Square [0.5/1.5]

DENVER BRONCOS

PASSING	ATT	CP	YDS	SK/YD	TD	LG	INT	RTG
Teddy Bridgewater	49	35	334	5/25	3	26	3	84.9
TOTAL	49	35	334	5/25	3	26	3	84.9

RUSHING	ATT	YDS	AVG	LG	TD
Javonte Williams	11	53	4.8	30	0
Melvin Gordon III	10	50	5.0	10	0
Teddy Bridgewater	2	9	4.5	5	0
TOTAL	23	112	4.9	30	0

RECEIVING	NO	YDS	AVG	LG	TD
Noah Fant	9	97	10.8	26	1
Courtland Sutton	8	94	11.8	18	1
Kendall Hinton	5	37	7.4	12	0
Tim Patrick	3	42	14.0	23t	1
Eric Saubert	3	23	7.7	11	0
Melvin Gordon III	3	23	7.7	11	0
Javonte Williams	3	15	5.0	10	0
Mike Boone	1	3	3.0	3	0
TOTAL	35	334	9.5	26	3

PUNTING	NO	YDS	AVG	TB	I20	LG
Sam Martin	4	164	41.0	0	2	47
TOTAL	4	164	41.0	0	2	47

KICKOFF RETURNS	NO	YDS	AVG	TB	LG	TD
Diontae Spencer	4	66	16.5	23	0	
TOTAL	4	66	16.5	23	0	

PUNT RETURNS	NO	YDS	AVG	LG	TD
No Punt Returns					

TOP DEFENSE	TOT	SOLO	AST	SCK	YDS	INT
Kareem Jackson	6	4	2	1.0	0.0	0
Ronald Darby	5	4	1	0.0	0.0	0
Alexander Johnson	4	2	2	0.0	0.0	0

FIELD GOALS	FGM/FGA	PERCENT	RESULTS
Brandon McManus	1-1	100.0	32G
TOTAL	1-1	100.0	

SACKS

Kareem Jackson [1.0/0.0], Bryce Callahan [1.0/1.0]

Team Statistics

	Raiders	Broncos
First Downs	16	25
3rd-Down Eff. (Made/Att/Pct)	4/11/36%	5/14/36%
4th-Down Eff. (Made/Att/Pct)	0/0/0%	1/3/33%
Total Net Yards	426	421
Total Plays	52	77
Yards Per Play	8.2	5.5
Rushes/Net Yards	23/86	23/112
Net Passing	340	309
Pass Attempts/Completions	27/18	49/35
Had Intercepted	0	3
Sacked/Yards Lost	2/1	5/25
Punts/Average	4/57.0	4/41.0
Penalties/Yards	6/54	6/53
Fumbles/Lost	1/0	1/1
Possession Time	25:27	34:33



WEEK 7

Philadelphia Eagles 22, Las Vegas Raiders 33
62,000 Allegiant Stadium Oct 24, 2021



Philadelphia Eagles	7	0	0	15	—	22
Las Vegas Raiders	0	17	13	3	—	33

SCORING DRIVES

TEAM	QTR	TIME	SCORING PLAY	PHI	LV
Eagles	1	11:01	K.Gainwell 13 yd. pass from J.Hurts (J.Elliott kick) (8-67, 3:59)	7	0
Raiders	2	11:14	F.Moreau 18 yd. pass from D.Carr (D.Carson kick) (9-72, 4:40)	7	7
Raiders	2	01:38	J.Jacobs 8 yd. run (D.Carson kick) (10-96, 4:26)	7	14
Raiders	2	00:02	D.Carson 28 yd. Field Goal (7-19, 1:32)	7	17
Raiders	3	11:48	K.Drake 4 yd. run (D.Carson kick) (6-41, 3:12)	7	24
Raiders	3	06:15	B.Edwards 1 yd. pass from D.Carr (kick failed, hlu) (7-50, 2:46)	7	30
Eagles	4	11:38	B.Scott 1 yd. run (J.Elliott kick) (8-59, 3:30)	14	30
Raiders	4	07:17	D.Carson 39 yd. Field Goal (8-54, 4:21)	14	33
Eagles	4	03:50	J.Reagor 17 yd. pass from J.Hurts (J.Hurts-D.Goedert pass) (12-75, 3:27)	22	33

PHILADELPHIA EAGLES

PASSING	ATT	CP	YDS	SK/YD	TD	LG	INT	RTG
Jalen Hurts	34	18	236	2/13	2	27	0	94.7
TOTAL	34	18	236	2/13	2	27	0	94.7

RUSHING	ATT	YDS	AVG	LG	TD
Jalen Hurts	13	61	4.7	16	0
Miles Sanders	6	30	5.0	9	0
Boston Scott	7	24	3.4	5	1
Kenneth Gainwell	5	20	4.0	7	0
Jalen Reagor	1	0	0.0	0	0
TOTAL	32	135	4.2	16	1

RECEIVING	NO	YDS	AVG	LG	TD
DeVonta Smith	5	61	12.2	20	0
Kenneth Gainwell	4	41	10.3	15	1
Dallas Goedert	3	70	23.3	25	0
Quez Watkins	2	37	18.5	27	0
Jalen Reagor	2	25	12.5	17t	1
Boston Scott	1	5	5.0	5	0
Miles Sanders	1	-3	-3.0	-3	0
TOTAL	18	236	13.1	27	2

PUNTING	NO	YDS	AVG	TB	I20	LG
Arryn Siposs	3	143	47.7	0	1	52
TOTAL	3	143	47.0	0	1	52

KICKOFF RETURNS	NO	YDS	AVG	LG	TD
Jalen Reagor	2	49	24.5	26	0
TOTAL	2	49	24.5	26	0

PUNT RETURNS	NO	YDS	AVG	LG	TD
Jalen Reagor	1	6	6.0	6	0
TOTAL	1	6	6.0	6	0

TOP DEFENSE	TOT	SOLO	AST	SCK	YDS	INT
Marcus Epps	11	5	6	0.0	0.0	0
Alex Singleton	9	7	2	0.0	0.0	0
Rodney McLeod	8	5	3	0.0	0.0	0

FIELD GOALS	FGM/FGA	PERCENT	RESULTS
	No Field Goals		

SACKS
No Sacks

LAS VEGAS RAIDERS

PASSING	ATT	CP	YDS	SK/YD	TD	LG	INT	RTG
Derek Carr	34	31	323	0/0	2	43	1	113.6
TOTAL	34	31	323	0/0	2	43	1	113.6

RUSHING	ATT	YDS	AVG	LG	TD
Kenyan Drake	14	69	4.9	12	1
Josh Jacobs	6	29	4.8	9	1
Jalen Richard	4	8	2.0	5	0
Henry Ruggs III	1	7	7.0	7	0
Marcus Mariota	1	4	4.0	4	0
Derek Carr	2	1	0.5	2	0
Alec Ingold	1	1	1.0	1	0
TOTAL	29	119	4.1	12	2

RECEIVING	NO	YDS	AVG	LG	TD
Hunter Renfrow	7	58	8.3	16	0
Foster Moreau	6	60	10.0	21	1
Henry Ruggs III	4	24	6.0	10	0
Bryan Edwards	3	43	14.3	24	1
Josh Jacobs	3	39	13.0	20	0
Jalen Richard	3	17	5.7	9	0
Kenyan Drake	3	10	3.3	7	0
Zay Jones	1	43	43.0	43	0
Alec Ingold	1	29	29.0	29	0
TOTAL	31	323	10.4	43	2

PUNTING	NO	YDS	AVG	TB	I20	LG
AJ Cole	2	94	47.0	0	1	59
TOTAL	2	94	47.0	0	1	59

KICKOFF RETURNS	NO	YDS	AVG	TB	LG	TD
No Kickoff Returns						

PUNT RETURNS	NO	YDS	AVG	LG	TD
Hunter Renfrow	1	15	15.0	15	0
TOTAL	1	15	15.0	15	0

TOP DEFENSE	TOT	SOLO	AST	SCK	YDS	INT
Brandon Facyson	8	7	1	0.0	0.0	0
Denzel Perryman	8	6	2	0.0	0.0	0
Cory Littleton	6	1	5	0.0	0.0	0

FIELD GOALS	FGM/FGA	PERCENT	RESULTS
Daniel Carlson	2-2	100.0	28G, 39G
TOTAL	2-2	100.0	

SACKS
Yannick Ngakoue [2.0/13.0]

Team Statistics

	Eagles	Raiders
First Downs	22	23
3rd-Down Eff. (Made/Att/Pct)	6/13/46%	3/9/33%
4th-Down Eff. (Made/Att/Pct)	2/3/67%	1/1/100%
Total Net Yards	358	442
Total Plays	68	63
Yards Per Play	5.3	7.0
Rushes/Net Yards	32/135	29/119
Net Passing	223	323
Pass Attempts/Completions	34/18	34/31
Had Intercepted	0	1
Sacked/Yards Lost	2/13	0/0
Punts/Average	3/47.7	2/47.0
Penalties/Yards	4/37	7/65
Fumbles/Lost	3/2	0/0
Possession Time	27:29	32:31



WEEK 9
Las Vegas Raiders 16, New York Giants 23
74,512 MetLife Stadium Nov 7, 2021



Las Vegas Raiders 7 6 3 0 — 16
 New York Giants 7 3 7 6 — 23

SCORING DRIVES

TEAM	QTR	TIME	SCORING PLAY	LV	NYG
Giants	1	10:46	E.Engram 30 yd. pass from D.Jones (G.Gano kick) (7-75, 4:14)	0	7
Raiders	1	05:44	H.Renfrow 2 yd. pass from D.Carr (D.Carlson kick) (10-73, 5:02)	7	7
Raiders	2	14:48	D.Carlson 25 yd. Field Goal (6-24, 1:35)	10	7
Giants	2	03:24	G.Gano 35 yd. Field Goal (9-43, 5:14)	10	10
Raiders	2	00:06	D.Carlson 32 yd. Field Goal (10-56, 3:18)	13	10
Giants	3	13:28	X.McKinney 41 yd. interception return (G.Gano kick)	13	17
Raiders	3	05:20	D.Carlson 25 yd. Field Goal (15-85, 8:08)	16	17
Giants	4	14:07	G.Gano 32 yd. Field Goal (13-62, 6:13)	16	20
Giants	4	03:21	G.Gano 38 yd. Field Goal (6-30, 1:51)	16	23

LAS VEGAS RAIDERS

PASSING	ATT	CP	YDS	SK/YD	TD	LG	INT	RTG
Derek Carr	46	30	296	1/10	1	24	2	72.4
TOTAL	46	30	296	1/10	1	24	2	72.4

RUSHING	ATT	YDS	AVG	LG	TD
Josh Jacobs	13	76	5.8	14	0
Kenyan Drake	4	30	7.5	21	0
Marcus Mariota	1	6	6.0	6	0
Derek Carr	2	5	2.5	4	0
TOTAL	20	117	5.9	21	0

RECEIVING	NO	YDS	AVG	LG	TD
Darren Waller	7	92	13.1	24	0
Hunter Renfrow	7	49	7.0	20	1
Kenyan Drake	6	70	11.7	22	0
Josh Jacobs	4	19	4.8	8	0
Alec Ingold	3	28	9.3	15	0
Jalen Richard	2	18	9.0	10	0
Zay Jones	1	20	20.0	20	0
TOTAL	30	296	9.9	24	1

PUNTING	NO	YDS	AVG	TB	I20	LG
AJ Cole	2	100	50.0	0	0	58
TOTAL	2	100	50.0	0	0	58

KICKOFF RETURNS	NO	YDS	AVG	LG	TD
Jalen Richard	5	107	21.4	32	0
TOTAL	5	107	21.4	32	0

PUNT RETURNS	NO	YDS	AVG	LG	TD
Hunter Renfrow	1	5	5.0	5	0
TOTAL	1	5	5.0	5	0

TOP DEFENSE	TOT	SOLO	AST	SCK	YDS	INT
Denzel Perryman	10	7	3	0.0	0.0	0
Johnathan Abram	8	6	2	0.0	0.0	0
Brandon Facyson	7	4	3	0.0	0.0	0

FIELD GOALS	FGM/FGA	PERCENT	RESULTS
Daniel Carlson	3-4	75.0	25G, 32G, 25G, 25WL
TOTAL	3-4	75.0	

SACKS

Nate Hobbs [1.0/6.0], Yannick Ngakoue [2.0/6.0]

NEW YORK GIANTS

PASSING	ATT	CP	YDS	SK/YD	TD	LG	INT	RTG
Daniel Jones	20	15	110	2/6	1	30t	0	104.2
Kadarius Toney	0	0	0	1/6	0	0	0	0.0
TOTAL	20	15	110	3/12	1	30T	0	104.2

RUSHING	ATT	YDS	AVG	LG	TD
Devontae Booker	21	99	4.7	20	0
Eli Penny	5	35	7.0	12	0
Daniel Jones	4	17	4.3	8	0
Kadarius Toney	1	-2	-2.0	-2	0
TOTAL	31	149	4.8	20	0

RECEIVING	NO	YDS	AVG	LG	TD
Kyle Rudolph	4	20	5.0	9	0
Evan Engram	3	38	12.7	30t	1
Devontae Booker	3	23	7.7	12	0
Kenny Golladay	2	28	14.0	14	0
Eli Penny	2	-8	-4.0	-1	0
Kadarius Toney	1	9	9.0	9	0
TOTAL	15	110	7.3	30T	1

PUNTING	NO	YDS	AVG	TB	I20	LG
Riley Dixon	3	146	48.7	0	3	58
TOTAL	3	146	48.0	0	3	58

KICKOFF RETURNS	NO	YDS	AVG	TB	LG	TD
Pharoh Cooper	3	45	15.0	18	0	
TOTAL	3	45	15.0	18	0	

PUNT RETURNS	NO	YDS	AVG	LG	TD
Pharoh Cooper	2	26	13.0	14	0
TOTAL	2	26	13.0	14	0

TOP DEFENSE	TOT	SOLO	AST	SCK	YDS	INT
Logan Ryan	9	6	3	0.0	0.0	0
Tae Crowder	9	5	4	0.0	0.0	0
Xavier McKinney	7	4	3	0.0	0.0	2

FIELD GOALS	FGM/FGA	PERCENT	RESULTS
Graham Gano	3-3	100.0	35G, 32G, 38G
TOTAL	3-3	100.0	

SACKS

Quincy Roche [1.0/10.0]

Team Statistics

	Raiders	Giants
First Downs	24	16
3rd-Down Eff. (Made/Att/Pct)	4/12/33%	6/12/50%
4th-Down Eff. (Made/Att/Pct)	1/1/100%	0/0/0%
Total Net Yards	403	247
Total Plays	67	54
Yards Per Play	6.0	4.6
Rushes/Net Yards	20/117	31/149
Net Passing	286	98
Pass Attempts/Completions	46/30	20/15
Had Intercepted	2	0
Sacked/Yards Lost	1/10	3/12
Punts/Average	2/50.0	3/48.7
Penalties/Yards	6/65	4/35
Fumbles/Lost	2/1	1/1
Possession Time	29:49	30:11



WEEK 10
Kansas City Chiefs 41, Las Vegas Raiders 14
62,125 Allegiant Stadium Nov 14, 2021



Kansas City Chiefs	7	10	10	14	—	41
Las Vegas Raiders	0	7	7	0	—	14

SCORING DRIVES

TEAM	QTR	TIME	SCORING PLAY	KC	LV
Chiefs	1	02:51	T.Hill 8 yd. pass from P.Mahomes (H.Butker kick) (11-89, 5:45)	7	0
Raiders	2	12:57	H.Renfrow 6 yd. pass from D.Carr (D.Carson kick) (5-50, 2:33)	7	7
Chiefs	2	08:24	H.Butker 40 yd. Field Goal (9-53, 4:33)	10	7
Chiefs	2	01:39	T.Hill 1 yd. pass from P.Mahomes (H.Butker kick) (10-58, 4:19)	17	7
Raiders	3	12:08	B.Edwards 37 yd. pass from D.Carr (D.Carson kick) (5-75, 2:52)	17	14
Chiefs	3	07:09	N.Gray 1 yd. pass from P.Mahomes (H.Butker kick) (13-82, 4:59)	24	14
Chiefs	3	00:57	H.Butker 35 yd. Field Goal (8-56, 4:37)	27	14
Chiefs	4	13:11	Da.Williams 38 yd. pass from P.Mahomes (H.Butker kick) (7-56, 1:59)	34	14
Chiefs	4	07:39	B.Pringle 22 yd. pass from P.Mahomes (H.Butker kick) (7-80, 4:09)	40	14

KANSAS CITY CHIEFS

PASSING	ATT	CP	YDS	SK/YD	TD	LG	INT	RTG
Patrick Mahomes	50	35	406	0/0	5	38t	0	127.6
Tommy Townsend	1	1	16	0/0	0	16	0	118.8
TOTAL	51	36	422	0/0	5	38T	0	128.1

RUSHING	ATT	YDS	AVG	LG	TD
Darrel Williams	11	43	3.9	21	0
Jerick McKinnon	3	26	8.7	18	0
Derrick Gore	6	19	3.2	5	0
Blake Bell	1	3	3.0	3	0
Mecole Hardman	1	3	3.0	3	0
Tyreek Hill	1	2	2.0	2	0
Chad Henne	2	-2	-1.0	-1	0
TOTAL	25	94	3.8	21	0

RECEIVING	NO	YDS	AVG	LG	TD
Darrel Williams	9	101	11.2	38t	1
Travis Kelce	8	119	14.9	30	0
Tyreek Hill	7	83	11.9	32	2
Byron Pringle	4	46	11.5	22t	1
Demarcus Robinson	3	23	7.7	13	0
Mecole Hardman	2	27	13.5	27	0
Marcus Kemp	1	16	16.0	16	0
Jerick McKinnon	1	6	6.0	6	0
Noah Gray	1	1	1.0	1t	1
TOTAL	36	422	11.7	38T	5

PUNTING	NO	YDS	AVG	TB	I20	LG
Tommy Townsend	1	42	42.0	0	0	42
TOTAL	1	42	42.0	0	0	42

KICKOFF RETURNS	NO	YDS	AVG	LG	TD
Byron Pringle	2	34	17.0	20	0
TOTAL	2	34	17.0	20	0

PUNT RETURNS	NO	YDS	AVG	LG	TD
Mike Hughes	2	46	23.0	37	0
TOTAL	2	46	23.0	37	0

TOP DEFENSE	TOT	SOLO	AST	SCK	YDS	INT
L'Jarius Sneed	6	5	1	0.0	0.0	0
Anthony Hitchens	5	1	4	0.0	0.0	0
Armani Watts	5	3	2	0.0	0.0	0

FIELD GOALS	FGM/FGA	PERCENT	RESULTS
Harrison Butker	2-3	66.7	40G, 46WL, 35G
TOTAL	2-3	66.0	

SACKS

Derrick Nnadi [1.0/5.0], Jarran Reed [1.0/7.0]

Team Statistics

	Chiefs	Raiders
First Downs	29	15
3rd-Down Eff. (Made/Att/Pct)	9/15/60%	1/9/11%
4th-Down Eff. (Made/Att/Pct)	3/3/100%	1/2/50%
Total Net Yards	516	299
Total Plays	76	51
Yards Per Play	6.8	5.9
Rushes/Net Yards	25/94	14/50
Net Passing	422	249
Pass Attempts/Completions	51/36	35/25
Had Intercepted	0	1
Sacked/Yards Lost	0/0	2/12
Punts/Average	1/42.0	5/50.0
Penalties/Yards	4/34	9/68
Fumbles/Lost	2/1	1/1
Possession Time	35:26	24:34

LAS VEGAS RAIDERS

PASSING	ATT	CP	YDS	SK/YD	TD	LG	INT	RTG
Derek Carr	35	25	261	2/12	2	38	1	99.8
TOTAL	35	25	261	2/12	2	38	1	99.8

RUSHING	ATT	YDS	AVG	LG	TD
Derek Carr	3	18	6.0	9	0
Josh Jacobs	7	16	2.3	5	0
Kenyan Drake	4	16	4.0	12	0
TOTAL	14	50	3.6	12	0

RECEIVING	NO	YDS	AVG	LG	TD
Hunter Renfrow	7	46	6.6	15	1
Josh Jacobs	5	20	4.0	12	0
Darren Waller	4	24	6.0	11	0
Bryan Edwards	3	88	29.3	37t	1
Kenyan Drake	2	15	7.5	9	0
DeSean Jackson	1	38	38.0	38	0
Zay Jones	1	22	22.0	22	0
Alec Ingold	1	5	5.0	5	0
Jalen Richard	1	3	3.0	3	0
TOTAL	25	261	10.4	38	2

PUNTING	NO	YDS	AVG	TB	I20	LG
AJ Cole	5	250	50.0	1	1	63
TOTAL	5	250	50.0	1	1	63

KICKOFF RETURNS	NO	YDS	AVG	TB	LG	TD
Jalen Richard	3	60	20.0	23	0	
Kenyan Drake	1	19	19.0	19	0	
TOTAL	4	79	19.8	23	0	

PUNT RETURNS	NO	YDS	AVG	LG	TD
No Punt Returns					

TOP DEFENSE	TOT	SOLO	AST	SCK	YDS	INT
Denzel Perryman	11	7	4	0.0	0.0	0
Johnathan Abram	10	4	6	0.0	0.0	0
Brandon Facyson	6	4	2	0.0	0.0	0

FIELD GOALS	FGM/FGA	PERCENT	RESULTS
No Field Goals			

SACKS

No Sacks



WEEK 11
Cincinnati Bengals 32, Las Vegas Raiders 13
61,712 Allegiant Stadium Nov 21, 2021



Cincinnati Bengals	3	7	3	19	—	32
Las Vegas Raiders	3	3	0	7	—	13

SCORING DRIVES

TEAM	QTR	TIME	SCORING PLAY	CIN	LV
Raiders	1	10:37	D.Carlson 26 yd. Field Goal (4-1, 1:23)	0	3
Bengals	1	07:36	E.McPherson 54 yd. Field Goal (7-39, 3:01)	3	3
Raiders	2	11:06	D.Carlson 47 yd. Field Goal (8-32, 3:44)	3	6
Bengals	2	04:15	J.Mixon 11 yd. run (E.McPherson kick) (12-72, 6:51)	10	6
Bengals	3	06:04	E.McPherson 53 yd. Field Goal (9-50, 5:34)	13	6
Bengals	4	13:17	E.McPherson 51 yd. Field Goal (10-46, 5:23)	16	6
Raiders	4	11:42	F.Moreau 19 yd. pass from D.Carr (D.Carlson kick) (3-75, 1:35)	16	13
Bengals	4	05:03	J.Chase 6 yd. pass from J.Burrow (kick failed, wr) (12-62, 6:39)	22	13
Bengals	4	03:51	J.Mixon 20 yd. run (E.McPherson kick) (2-27, 0:52)	29	13
Bengals	4	01:04	E.McPherson 47 yd. Field Goal (4-2, 0:19)	32	13

CINCINNATI BENGALS

PASSING	ATT	CP	YDS	SK/YD	TD	LG	INT	RTG
Joe Burrow	29	20	148	3/19	1	17	0	92.3
TOTAL	29	20	148	3/19	1	17	0	92.3

RUSHING	ATT	YDS	AVG	LG	TD
Joe Mixon	30	123	4.1	20t	2
Tyler Boyd	1	14	14.0	14	0
Joe Burrow	3	11	3.7	6	0
Ja'Marr Chase	2	8	4.0	10	0
Samaje Perine	2	3	1.5	2	0
TOTAL	38	159	4.2	20T	2

RECEIVING	NO	YDS	AVG	LG	TD
Tyler Boyd	6	49	8.2	14	0
Ja'Marr Chase	3	32	10.7	17	1
Samaje Perine	3	18	6.0	9	0
Tee Higgins	2	15	7.5	9	0
C.J. Uzomah	2	9	4.5	7	0
Mike D. Thomas	1	12	12.0	12	0
Chris Evans	1	7	7.0	7	0
Drew Sample	1	3	3.0	3	0
Stanley Morgan	1	3	3.0	3	0
TOTAL	20	148	7.4	17	1

PUNTING	NO	YDS	AVG	TB	I20	LG
Kevin Huber	2	105	52.5	0	0	58
TOTAL	2	105	52.0	0	0	58

KICKOFF RETURNS	NO	YDS	AVG	LG	TD
Darius Phillips	2	57	28.5	32	0
TOTAL	2	57	28.5	32	0

PUNT RETURNS	NO	YDS	AVG	LG	TD
Darius Phillips	2	10	5.0	10	0
TOTAL	2	10	5.0	10	0

TOP DEFENSE	TOT	SOLO	AST	SCK	YDS	INT
Vonn Bell	6	5	1	0.0	0.0	0
Logan Wilson	5	3	2	0.0	0.0	0
Sam Hubbard	5	3	2	1.0	4.0	0

FIELD GOALS	FGM/FGA	PERCENT	RESULTS
Evan McPherson	4-4	100.0	54G, 53G, 51G, 47G
TOTAL	4-4	100.0	

SACKS

Sam Hubbard [1.0/4.0], Trey Hendrickson [1.0/5.0]

LAS VEGAS RAIDERS

PASSING	ATT	CP	YDS	SK/YD	TD	LG	INT	RTG
Derek Carr	27	19	215	2/9	1	31	1	90.8
TOTAL	27	19	215	2/9	1	31	1	90.8

RUSHING	ATT	YDS	AVG	LG	TD
Josh Jacobs	9	37	4.1	18	0
Kenyan Drake	5	23	4.6	7	0
Hunter Renfrow	1	5	5.0	5	0
DeSean Jackson	1	4	4.0	4	0
Peyton Barber	1	3	3.0	3	0
Bryan Edwards	1	0	0.0	0	0
TOTAL	18	72	4.0	18	0

RECEIVING	NO	YDS	AVG	LG	TD
Darren Waller	7	116	16.6	31	0
Josh Jacobs	5	24	4.8	8	0
Hunter Renfrow	4	30	7.5	9	0
Zay Jones	1	20	20.0	20	0
Foster Moreau	1	19	19.0	19t	1
Kenyan Drake	1	6	6.0	6	0
TOTAL	19	215	11.3	31	1

PUNTING	NO	YDS	AVG	TB	I20	LG
AJ Cole	4	186	46.5	1	2	54
TOTAL	4	186	46.0	1	2	54

KICKOFF RETURNS	NO	YDS	AVG	TB	LG	TD
Kenyan Drake	3	51	17.0	24	0	
TOTAL	3	51	17.0	24	0	

PUNT RETURNS	NO	YDS	AVG	LG	TD
Hunter Renfrow	2	23	11.5	12	0
TOTAL	2	23	11.5	12	0

TOP DEFENSE	TOT	SOLO	AST	SCK	YDS	INT
Denzel Perryman	12	9	3	0.0	0.0	0
Johnathan Abram	12	6	6	0.0	0.0	0
Cory Littleton	9	3	6	0.0	0.0	0

FIELD GOALS	FGM/FGA	PERCENT	RESULTS
Daniel Carlson	2-2	100.0	26G, 47G
TOTAL	2-2	100.0	

SACKS

Yannick Ngakoue [1.0/1.0], Quinton Jefferson [1.0/8.0], Solomon Thomas [1.0/10.0]

Team Statistics

	Bengals	Raiders
First Downs	23	13
3rd-Down Eff. (Made/Att/Pct)	8/16/50%	1/7/14%
4th-Down Eff. (Made/Att/Pct)	0/0/0%	0/0/0%
Total Net Yards	288	278
Total Plays	70	47
Yards Per Play	4.1	5.9
Rushes/Net Yards	38/159	18/72
Net Passing	129	206
Pass Attempts/Completions	29/20	27/19
Had Intercepted	0	1
Sacked/Yards Lost	3/19	2/9
Punts/Average	2/52.5	4/46.5
Penalties/Yards	1/5	7/77
Fumbles/Lost	3/1	2/1
Possession Time	37:20	22:40



WEEK 12
Las Vegas Raiders 36, Dallas Cowboys 33 (OT)
93,483 AT&T Stadium Nov 25, 2021



Las Vegas Raiders	14	3	10	6	3	—	36
Dallas Cowboys	6	7	6	14	0	—	33

SCORING DRIVES

TEAM	QTR	TIME	SCORING PLAY	LV	DAL
Raiders	1	11:45	D.Jackson 56 yd. pass from D.Carr (D.Carlson kick) (3-71, 1:15)	7	0
Cowboys	1	07:38	S.McKeon 10 yd. pass from D.Prescott (kick failed, wl) (9-75, 4:07)	7	6
Raiders	1	01:33	J.Jacobs 1 yd. run (D.Carlson kick) (8-60, 3:44)	14	6
Raiders	2	08:46	D.Carlson 22 yd. Field Goal (13-74, 5:57)	17	6
Cowboys	2	00:25	E.Elliott 1 yd. run (G.Zuerlein kick) (8-86, 3:27)	17	13
Raiders	3	07:13	M.Mariota 3 yd. run (D.Carlson kick) (6-75, 2:48)	24	13
Cowboys	3	07:00	T.Pollard 100 yd. kickoff return (run failed) (0-0, 0:13)	24	19
Raiders	3	03:28	D.Carlson 46 yd. Field Goal (9-48, 3:32)	27	19
Cowboys	4	12:00	G.Zuerlein 29 yd. Field Goal (8-78, 2:48)	27	22
Raiders	4	08:18	D.Carlson 30 yd. Field Goal (6-63, 3:42)	30	22
Cowboys	4	02:54	D.Schultz 32 yd. pass from D.Prescott (D.Prescott-D.Schultz pass) (4-69, 0:47)	30	30
Raiders	4	01:52	D.Carlson 56 yd. Field Goal (5-37, 1:02)	33	30
Cowboys	4	00:19	G.Zuerlein 45 yd. Field Goal (10-48, 1:33)	33	33
Raiders	OT	04:28	D.Carlson 29 yd. Field Goal (8-67, 4:12)	36	33

LAS VEGAS RAIDERS

PASSING	ATT	CP	YDS	SK/YD	TD	LG	INT	RTG
Derek Carr	39	24	373	3/7	1	56t	0	101.8
TOTAL	39	24	373	3/7	1	56T	0	101.8

RUSHING	ATT	YDS	AVG	LG	TD
Josh Jacobs	22	87	4.0	21	1
Kenyan Drake	7	25	3.6	4	0
Derek Carr	2	21	10.5	22	0
Marcus Mariota	2	4	2.0	3t	1
Zay Jones	1	4	4.0	4	0
Hunter Renfrow	1	2	2.0	2	0
TOTAL	35	143	4.1	22	2

RECEIVING	NO	YDS	AVG	LG	TD
Hunter Renfrow	8	134	16.8	54	0
Zay Jones	5	59	11.8	35	0
DeSean Jackson	3	102	34.0	56t	1
Darren Waller	2	33	16.5	21	0
Josh Jacobs	2	25	12.5	17	0
Kenyan Drake	2	5	2.5	10	0
Bryan Edwards	1	12	12.0	12	0
Foster Moreau	1	3	3.0	3	0
TOTAL	24	373	15.5	56T	1

PUNTING	NO	YDS	AVG	TB	I20	LG
AJ Cole	5	243	48.6	0	4	68
TOTAL	5	243	48.0	0	4	68

KICKOFF RETURNS	NO	YDS	AVG	LG	TD
No Kickoff Returns					

PUNT RETURNS	NO	YDS	AVG	LG	TD
Hunter Renfrow	3	34	11.3	21	0
TOTAL	3	34	11.3	21	0

TOP DEFENSE	TOT	SOLO	AST	SCK	YDS	INT
Johnathan Abram	10	7	3	0.0	0.0	0
Cory Littleton	9	5	4	0.0	0.0	0
Denzel Perryman	7	2	5	0.0	0.0	0

FIELD GOALS	FGM/FGA	PERCENT	RESULTS
Daniel Carlson	5-5	100.0	22G, 46G, 30G, 56G, 29G
TOTAL	5-5	100.0	

SACKS
Yannick Ngakoue [1.0/2.0]

DALLAS COWBOYS

PASSING	ATT	CP	YDS	SK/YD	TD	LG	INT	RTG
Dak Prescott	47	32	375	1/2	2	51	0	106.2
TOTAL	47	32	375	1/2	2	51	0	106.3

RUSHING	ATT	YDS	AVG	LG	TD
Tony Pollard	10	36	3.6	12	0
Ezekiel Elliott	9	25	2.8	8	1
Dak Prescott	1	3	3.0	3	0
TOTAL	20	64	3.2	12	1

RECEIVING	NO	YDS	AVG	LG	TD
Cedrick Wilson	7	104	14.9	51	0
Noah Brown	6	53	8.8	15	0
Ezekiel Elliott	6	24	4.0	12	0
Michael Gallup	5	106	21.2	41	0
Tony Pollard	4	32	8.0	13	0
Dalton Schultz	3	46	15.3	32t	1
Sean McKeon	1	10	10.0	10t	1
TOTAL	32	375	11.7	51	2

PUNTING	NO	YDS	AVG	TB	I20	LG
Bryan Anger	7	385	55.0	0	2	60
TOTAL	7	385	55.0	0	2	60

KICKOFF RETURNS	NO	YDS	AVG	TB	LG	TD
Tony Pollard	3	129	43.0	100	1	
TOTAL	3	129	43.0	100	1	

PUNT RETURNS	NO	YDS	AVG	LG	TD
Cedrick Wilson	2	16	8.0	14	0
TOTAL	2	16	8.0	14	0

TOP DEFENSE	TOT	SOLO	AST	SCK	YDS	INT
Keanu Neal	13	6	7	0.0	0.0	0
Jayron Kearse	9	5	4	0.0	0.0	0
Jourdan Lewis	6	6	0	1.0	0.0	0

FIELD GOALS	FGM/FGA	PERCENT	RESULTS
Greg Zuerlein	2-3	66.7	59LU, 29G, 45G
TOTAL	2-3	66.0	

SACKS
Jourdan Lewis [1.0/0.0], Micah Parsons [1.0/7.0], Tarell Basham [1.0/0.0]

Team Statistics

	Raiders	Cowboys
First Downs	28	23
3rd-Down Eff. (Made/Att/Pct)	3/13/23%	3/13/23%
4th-Down Eff. (Made/Att/Pct)	0/0/0%	0/0/0%
Total Net Yards	509	437
Total Plays	77	68
Yards Per Play	6.6	6.4
Rushes/Net Yards	35/143	20/64
Net Passing	366	373
Pass Attempts/Completions	39/24	47/32
Had Intercepted	0	0
Sacked/Yards Lost	3/7	1/2
Punts/Average	5/48.6	7/55.0
Penalties/Yards	14/110	14/166
Fumbles/Lost	1/0	0/0
Possession Time	39:02	26:30



WEEK 13
Washington Football Team 17, Las Vegas Raiders 15
61,607 Allegiant Stadium Dec 5, 2021



Washington Football Team	7	0	0	10	—	17
Las Vegas Raiders	0	3	3	9	—	15

SCORING DRIVES

TEAM	QTR	TIME	SCORING PLAY	WAS	LV
Washington	1	09:39	L.Thomas 7 yd. pass from T.Heinicke (B.Johnson kick) (9-75, 5:21)	7	0
Raiders	2	00:04	D.Carlson 52 yd. Field Goal (10-46, 1:37)	7	3
Raiders	3	04:52	D.Carlson 38 yd. Field Goal (8-71, 3:26)	7	6
Washington	4	13:28	A.Gibson 4 yd. pass from T.Heinicke (B.Johnson kick) (9-75, 6:24)	14	6
Raiders	4	10:57	J.Jacobs 1 yd. run (pass failed) (5-75, 2:31)	14	12
Raiders	4	02:22	D.Carlson 37 yd. Field Goal (8-43, 4:27)	14	15
Washington	4	00:37	B.Johnson 48 yd. Field Goal (8-44, 1:45)	17	15

WASHINGTON FOOTBALL TEAM

PASSING	ATT	CP	YDS	SK/YD	TD	LG	INT	RTG
Taylor Heinicke	30	23	196	1/10	2	35	1	101.5
TOTAL	30	23	196	1/10	2	35	1	101.5

RUSHING	ATT	YDS	AVG	LG	TD
Antonio Gibson	23	88	3.8	22	0
Wendell Smallwood	1	13	13.0	13	0
Taylor Heinicke	3	10	3.3	7	0
Jaret Patterson	1	2	2.0	2	0
Curtis Samuel	2	-1	-0.5	3	0
TOTAL	30	112	3.7	22	0

RECEIVING	NO	YDS	AVG	LG	TD
Antonio Gibson	5	23	4.6	10	1
Adam Humphries	4	38	9.5	12	0
Logan Thomas	3	48	16.0	35	1
John Bates	3	42	14.0	23	0
Terry McLaurin	3	22	7.3	13	0
Wendell Smallwood	2	12	6.0	7	0
DeAndre Carter	1	6	6.0	6	0
Dyami Brown	1	6	6.0	6	0
Curtis Samuel	1	-1	-1.0	-1	0
TOTAL	23	196	8.5	35	2

PUNTING	NO	YDS	AVG	TB	I20	LG
Tress Way	4	197	49.3	1	3	54
TOTAL	4	197	49.0	1	3	54

KICKOFF RETURNS	NO	YDS	AVG	LG	TD
DeAndre Carter	1	18	18.0	18	0
TOTAL	1	18	18.0	18	0

PUNT RETURNS	NO	YDS	AVG	LG	TD
DeAndre Carter	2	29	14.5	16	0
TOTAL	2	29	14.5	16	0

TOP DEFENSE	TOT	SOLO	AST	SCK	YDS	INT
Cole Holcomb	10	7	3	0.0	0.0	0
Kendall Fuller	8	8	0	0.0	0.0	0
Jamin Davis	6	5	1	0.0	0.0	0

FIELD GOALS	FGM/FGA	PERCENT	RESULTS
Brian Johnson	1-1	100.0	48G
TOTAL	1-1	100.0	

SACKS

James Smith-Williams [0.5/4.0], Jonathan Allen [0.5/4.0], Matt Ioannidis [1.0/7.0]

LAS VEGAS RAIDERS

PASSING	ATT	CP	YDS	SK/YD	TD	LG	INT	RTG
Derek Carr	38	28	249	2/15	0	34	0	90.8
TOTAL	38	28	249	2/15	0	34	0	90.8

RUSHING	ATT	YDS	AVG	LG	TD
Josh Jacobs	13	52	4.0	15	1
Derek Carr	2	24	12.0	17	0
Kenyan Drake	1	0	0.0	0	0
TOTAL	16	76	4.8	17	1

RECEIVING	NO	YDS	AVG	LG	TD
Hunter Renfrow	9	102	11.3	28	0
Josh Jacobs	9	38	4.2	10	0
Bryan Edwards	3	30	10.0	18	0
Zay Jones	3	21	7.0	13	0
Foster Moreau	1	34	34.0	34	0
DeSean Jackson	1	14	14.0	14	0
Kenyan Drake	1	8	8.0	8	0
Peyton Barber	1	2	2.0	2	0
TOTAL	28	249	8.9	34	0

PUNTING	NO	YDS	AVG	TB	I20	LG
AJ Cole	4	202	50.5	0	2	67
TOTAL	4	202	50.0	0	2	67

KICKOFF RETURNS	NO	YDS	AVG	TB	LG	TD
Kenyan Drake	1	19	19.0	19	0	
Peyton Barber	1	24	24.0	24	0	
TOTAL	2	43	21.5	24	0	

PUNT RETURNS	NO	YDS	AVG	LG	TD
Hunter Renfrow	1	6	6.0	6	0
TOTAL	1	6	6.0	6	0

TOP DEFENSE	TOT	SOLO	AST	SCK	YDS	INT
Denzel Perryman	12	9	3	0.0	0.0	0
Divine Deablo	10	7	3	0.0	0.0	0
Nate Hobbs	9	4	5	0.0	0.0	1

FIELD GOALS	FGM/FGA	PERCENT	RESULTS
Daniel Carlson	3-3	100.0	52G, 38G, 37G
TOTAL	3-3	100.0	

SACKS

Malcolm Koonce [1.0/10.0]

Team Statistics

	Washington	Raiders
First Downs	23	22
3rd-Down Eff. (Made/Att/Pct)	7/13/54%	2/8/25%
4th-Down Eff. (Made/Att/Pct)	0/0/0%	0/0/0%
Total Net Yards	298	310
Total Plays	61	56
Yards Per Play	4.9	5.5
Rushes/Net Yards	30/112	16/76
Net Passing	186	234
Pass Attempts/Completions	30/23	38/28
Had Intercepted	1	0
Sacked/Yards Lost	1/10	2/15
Punts/Average	4/49.3	4/50.5
Penalties/Yards	6/47	6/54
Fumbles/Lost	0/0	0/0
Possession Time	33:43	26:17



WEEK 14
Las Vegas Raiders 9, Kansas City Chiefs 48
73,278 Arrowhead Stadium Dec 12, 2021



Las Vegas Raiders 0 3 6 0 — 9
 Kansas City Chiefs 14 21 3 10 — 48

SCORING DRIVES

TEAM	QTR	TIME	SCORING PLAY	LV	KC
Chiefs	1	14:43	M.Hughes 23 yd. fumble return (H.Butker kick)	0	7
Chiefs	1	03:43	Da.Williams 23 yd. pass from P.Mahomes (H.Butker kick) (5-80, 2:18)	0	14
Chiefs	2	12:13	C.Edwards-Helaire 5 yd. run (H.Butker kick) (7-80, 4:22)	0	21
Chiefs	2	06:17	J.Gordon 1 yd. pass from P.Mahomes (H.Butker kick) (9-39, 5:02)	0	28
Chiefs	2	01:40	C.Edwards-Helaire 6 yd. run (H.Butker kick) (7-62, 3:18)	0	35
Raiders	2	00:00	D.Carson 26 yd. Field Goal (14-68, 1:40)	3	35
Chiefs	3	08:25	H.Butker 54 yd. Field Goal (10-41, 6:35)	3	38
Raiders	3	03:29	H.Renfrow 4 yd. pass from D.Carr (kick failed, wl) (10-69, 4:56)	9	38
Chiefs	4	09:52	H.Butker 37 yd. Field Goal (14-56, 8:37)	9	41
Chiefs	4	07:19	D.Gore 51 yd. run (H.Butker kick) (1-51, 0:09)	9	48

LAS VEGAS RAIDERS

PASSING	ATT	CP	YDS	SK/YD	TD	LG	INT	RTG
Derek Carr	45	33	263	4/17	1	19	1	85.7
TOTAL	45	33	263	4/17	1	19	1	85.7

RUSHING	ATT	YDS	AVG	LG	TD
Josh Jacobs	9	24	2.7	5	0
Trey Ragas	1	9	9.0	9	0
Peyton Barber	1	7	7.0	7	0
Dallin Leavitt	1	4	4.0	4	0
TOTAL	12	44	3.7	9	0

RECEIVING	NO	YDS	AVG	LG	TD
Hunter Renfrow	13	117	9.0	19	1
Josh Jacobs	5	46	9.2	14	0
Zay Jones	5	25	5.0	9	0
Foster Moreau	3	13	4.3	7	0
Bryan Edwards	2	24	12.0	18	0
Peyton Barber	2	13	6.5	11	0
Trey Ragas	2	6	3.0	4	0
DeSean Jackson	1	19	19.0	19	0
TOTAL	33	263	8.0	19	1

PUNTING	NO	YDS	AVG	TB	I20	LG
AJ Cole	3	150	50.0	1	0	60
TOTAL	3	150	50.0	1	0	60

KICKOFF RETURNS	NO	YDS	AVG	LG	TD
Tyron Johnson	4	73	18.3	29	0
TOTAL	4	73	18.3	29	0

PUNT RETURNS	NO	YDS	AVG	LG	TD
Hunter Renfrow	1	6	6.0	6	0
TOTAL	1	6	6.0	6	0

TOP DEFENSE	TOT	SOLO	AST	SCK	YDS	INT
Johnathan Abram	10	4	6	0.0	0.0	0
Divine Deablo	9	4	5	0.0	0.0	0
Maxx Crosby	5	1	4	0.0	0.0	0

FIELD GOALS	FGM/FGA	PERCENT	RESULTS
Daniel Carlson	1-1	100.0	26G
TOTAL	1-1	100.0	

SACKS
Clelin Ferrell [1.0/3.0], Yannick Ngakoue [1.0/10.0], Malcolm Koonce [1.0/5.0]

KANSAS CITY CHIEFS

PASSING	ATT	CP	YDS	SK/YD	TD	LG	INT	RTG
Patrick Mahomes	24	20	258	3/18	2	44	0	139.2
TOTAL	24	20	258	3/18	2	44	0	139.2

RUSHING	ATT	YDS	AVG	LG	TD
Derrick Gore	9	66	7.3	51t	1
Clyde Edwards-Helaire	10	37	3.7	7	2
Patrick Mahomes	4	20	5.0	10	0
Darrel Williams	2	8	4.0	7	0
Michael Burton	1	3	3.0	3	0
Mecole Hardman	1	0	0.0	0	0
Chad Henne	3	-2	-0.7	0	0
TOTAL	30	132	4.4	51T	3

RECEIVING	NO	YDS	AVG	LG	TD
Tyreek Hill	4	76	19.0	38	0
Darrel Williams	3	31	10.3	23t	1
Travis Kelce	3	27	9.0	19	0
Clyde Edwards-Helaire	3	5	1.7	6	0
Mecole Hardman	2	59	29.5	44	0
Derrick Gore	2	23	11.5	16	0
Josh Gordon	2	9	4.5	8	1
Byron Pringle	1	28	28.0	28	0
TOTAL	20	258	12.9	44	2

PUNTING	NO	YDS	AVG	TB	I20	LG
Tommy Townsend	1	52	52.0	0	1	52
TOTAL	1	52	52.0	0	1	52

KICKOFF RETURNS	NO	YDS	AVG	TB	LG	TD
Byron Pringle	1	24	24.0	24	0	
TOTAL	1	24	24.0	24	0	

PUNT RETURNS	NO	YDS	AVG	LG	TD
Mecole Hardman	1	11	11.0	11	0
TOTAL	1	11	11.0	11	0

TOP DEFENSE	TOT	SOLO	AST	SCK	YDS	INT
Mike Hughes	9	8	1	0.0	0.0	0
Nick Bolton	6	3	3	0.0	0.0	0
Jarran Reed	5	3	2	0.0	0.0	0

FIELD GOALS	FGM/FGA	PERCENT	RESULTS
Harrison Butker	2-2	100.0	54G, 37G
TOTAL	2-2	100.0	

SACKS
Alex Okafor [1.5/1.5], Tereshawn Wharton [1.0/5.0], Chris Jones [0.5/3.5], Frank Clark [0.5/3.5], Melvin Ingram III [0.5/3.5]

Team Statistics

	Raiders	Chiefs
First Downs	19	21
3rd-Down Eff. (Made/Att/Pct)	4/11/36%	9/13/69%
4th-Down Eff. (Made/Att/Pct)	1/1/100%	0/0/0%
Total Net Yards	290	372
Total Plays	61	57
Yards Per Play	4.8	6.5
Rushes/Net Yards	12/44	30/132
Net Passing	246	240
Pass Attempts/Completions	45/33	24/20
Had Intercepted	1	0
Sacked/Yards Lost	4/17	3/18
Punts/Average	3/50.0	1/52.0
Penalties/Yards	9/85	8/63
Fumbles/Lost	4/4	1/0
Possession Time	26:25	33:35



WEEK 15
Las Vegas Raiders 16, Cleveland Browns 14
67,431 FirstEnergy Stadium Dec 20, 2021



Las Vegas Raiders 7 3 0 6 — 16
 Cleveland Browns 0 0 7 7 — 14

SCORING DRIVES

TEAM	QTR	TIME	SCORING PLAY	LV	CLE
Raiders	1	03:41	B.Edwards 5 yd. pass from D.Carr (D.Carlson kick) (11-58, 7:12)	7	0
Raiders	2	00:56	D.Carlson 24 yd. Field Goal (13-56, 5:18)	10	0
Browns	3	04:33	N.Chubb 4 yd. run (C.McLaughlin kick) (6-47, 2:40)	10	7
Raiders	4	14:46	D.Carlson 40 yd. Field Goal (10-52, 4:47)	13	7
Browns	4	03:45	H.Bryant 6 yd. pass from N.Mullens (C.McLaughlin kick) (14-80, 8:22)	13	14
Raiders	4	00:00	D.Carlson 48 yd. Field Goal (8-41, 1:50)	16	14

LAS VEGAS RAIDERS

PASSING	ATT	CP	YDS	SK/YD	TD	LG	INT	RTG
Derek Carr	38	25	236	2/6	1	17	1	80.6
TOTAL	38	25	236	2/6	1	17	1	80.6

RUSHING	ATT	YDS	AVG	LG	TD
Josh Jacobs	15	52	3.5	9	0
Peyton Barber	5	34	6.8	19	0
Derek Carr	3	7	2.3	6	0
Marcus Mariota	1	3	3.0	3	0
Dallin Leavitt	1	2	2.0	2	0
TOTAL	25	98	3.9	19	0

RECEIVING	NO	YDS	AVG	LG	TD
Foster Moreau	7	65	9.3	14	0
Zay Jones	6	67	11.2	16	0
Josh Jacobs	3	42	14.0	17	0
Hunter Renfrow	3	32	10.7	13	0
Bryan Edwards	3	8	2.7	8	1
Peyton Barber	1	12	12.0	12	0
DeSean Jackson	1	11	11.0	11	0
Daniel Helm	1	-1	-1.0	-1	0
TOTAL	25	236	9.4	17	1

PUNTING	NO	YDS	AVG	TB	I20	LG
AJ Cole	4	177	44.3	0	1	49
TOTAL	4	177	44.0	0	1	49

KICKOFF RETURNS	NO	YDS	AVG	LG	TD
Jalen Richard	2	37	18.5	23	0
TOTAL	2	37	18.5	23	0

PUNT RETURNS	NO	YDS	AVG	LG	TD
Hunter Renfrow	4	31	7.8	29	0
TOTAL	4	31	7.8	29	0

TOP DEFENSE	TOT	SOLO	AST	SCK	YDS	INT
Johnathan Abram	9	6	3	0.0	0.0	0
K.J. Wright	8	4	4	0.0	0.0	0
Marquel Lee	5	3	2	0.0	0.0	0

FIELD GOALS	FGM/FGA	PERCENT	RESULTS
Daniel Carlson	3-3	100.0	24G, 40G, 48G
TOTAL	3-3	100.0	

SACKS	No Sacks
-------	----------

CLEVELAND BROWNS

PASSING	ATT	CP	YDS	SK/YD	TD	LG	INT	RTG
Nick Mullens	30	20	147	0/0	1	25	0	89.2
TOTAL	30	20	147	0/0	1	25	0	89.2

RUSHING	ATT	YDS	AVG	LG	TD
Nick Chubb	23	91	4.0	24	1
D'Ernest Johnson	1	-2	-2.0	-2	0
TOTAL	24	89	3.7	24	1

RECEIVING	NO	YDS	AVG	LG	TD
Donovan Peoples-Jones	4	48	12.0	25	0
D'Ernest Johnson	4	17	4.3	6	0
David Njoku	3	29	9.7	13	0
Rashard Higgins	3	24	8.0	13	0
Demetric Felton	3	16	5.3	9	0
Harrison Bryant	2	11	5.5	6t	1
Nick Chubb	1	2	2.0	2	0
TOTAL	20	147	7.4	25	1

PUNTING	NO	YDS	AVG	TB	I20	LG
Dustin Colquitt	7	313	44.7	0	2	51
TOTAL	7	313	44.0	0	2	51

KICKOFF RETURNS	NO	YDS	AVG	TB	LG	TD
Demetric Felton	1	24	24.0	24	0	0
TOTAL	1	24	24.0	24	0	0

PUNT RETURNS	NO	YDS	AVG	LG	TD
Donovan Peoples-Jones	1	20	20.0	20	0
TOTAL	1	20	20.0	20	0

TOP DEFENSE	TOT	SOLO	AST	SCK	YDS	INT
M.J. Stewart Jr.	11	8	3	0.0	0.0	0
Jovante Moffatt	7	4	3	0.0	0.0	0
Sheldon Day	6	4	2	0.5	3.0	0

FIELD GOALS	FGM/FGA	PERCENT	RESULTS
Chase McLaughlin	0-1	0.0	47WR
TOTAL	0-1	0.0	

SACKS	Sheldon Day [0.5/3.0], Jeremiah Owusu-Koramoah [0.5/3.0], Joe Jackson [0.5/0.0], Tommy Togiai [0.5/0.0]
-------	---

Team Statistics

	Raiders	Browns
First Downs	20	13
3rd-Down Eff. (Made/Att/Pct)	6/13/46%	6/14/43%
4th-Down Eff. (Made/Att/Pct)	1/1/100%	1/1/100%
Total Net Yards	328	236
Total Plays	65	54
Yards Per Play	5.0	4.4
Rushes/Net Yards	25/98	24/89
Net Passing	230	147
Pass Attempts/Completions	38/25	30/20
Had Intercepted	1	0
Sacked/Yards Lost	2/6	0/0
Punts/Average	4/44.3	7/44.7
Penalties/Yards	7/64	3/61
Fumbles/Lost	5/1	0/0
Possession Time	33:24	26:36



WEEK 16
Denver Broncos 13, Las Vegas Raiders 17
60,972 Allegiant Stadium Dec 26, 2021



Denver Broncos 0 13 0 0 — 13
 Las Vegas Raiders 0 7 7 3 — 17

SCORING DRIVES

TEAM	QTR	TIME	SCORING PLAY	DEN	LV
Raiders	2	11:01	H.Renfrow 10 yd. pass from D.Carr (D.Carson kick) (14-76, 7:24)	0	7
Broncos	2	07:24	B.McManus 49 yd. Field Goal (5-44, 3:37)	3	7
Broncos	2	00:32	B.McManus 55 yd. Field Goal (4-4, 1:28)	6	7
Broncos	2	00:15	J.Williams 1 yd. run (B.McManus kick) (1-1, 0:03)	13	7
Raiders	3	10:22	P.Barber 5 yd. run (D.Carson kick) (9-75, 4:38)	13	14
Raiders	4	07:35	D.Carson 41 yd. Field Goal (13-32, 7:38)	13	17

DENVER BRONCOS

PASSING	ATT	CP	YDS	SK/YD	TD	LG	INT	RTG
Drew Lock	22	15	153	2/13	0	40	0	87.9
TOTAL	22	15	153	2/13	0	40	0	87.9

RUSHING	ATT	YDS	AVG	LG	TD
Javonte Williams	7	12	1.7	3	1
Drew Lock	2	10	5.0	5	0
Melvin Gordon III	7	-4	-0.6	4	0
TOTAL	16	18	1.1	5	1

RECEIVING	NO	YDS	AVG	LG	TD
Courtland Sutton	4	33	8.3	16	0
Jerry Jeudy	3	60	20.0	40	0
Noah Fant	3	30	10.0	20	0
Tim Patrick	2	18	9.0	13	0
Javonte Williams	2	8	4.0	7	0
Melvin Gordon III	1	4	4.0	4	0
TOTAL	15	153	10.2	40	0

PUNTING	NO	YDS	AVG	TB	I20	LG
Sam Martin	5	223	44.6	0	3	56
TOTAL	5	223	44.0	0	3	56

KICKOFF RETURNS	NO	YDS	AVG	LG	TD
Diontae Spencer	1	18	18.0	18	0
TOTAL	1	18	18.0	18	0

PUNT RETURNS	NO	YDS	AVG	LG	TD
No Punt Returns					

TOP DEFENSE	TOT	SOLO	AST	SCK	YDS	INT
Jonas Griffith	13	6	7	0.0	0.0	0
Baron Browning	9	1	8	0.0	0.0	0
DeShawn Williams	6	1	5	0.0	0.0	0

FIELD GOALS	FGM/FGA	PERCENT	RESULTS
Brandon McManus	2-3	66.7	49G, 55G, 55WL
TOTAL	2-3	66.0	

SACKS
Shelby Harris [1.5/14.5], Stephen Weatherly [0.5/4.5]

LAS VEGAS RAIDERS

PASSING	ATT	CP	YDS	SK/YD	TD	LG	INT	RTG
Derek Carr	25	20	201	2/19	1	28	1	96.8
TOTAL	25	20	201	2/19	1	28	1	96.8

RUSHING	ATT	YDS	AVG	LG	TD
Josh Jacobs	27	129	4.8	19	0
Peyton Barber	5	22	4.4	8	1
Derek Carr	7	5	0.7	4	0
Jalen Richard	1	4	4.0	4	0
TOTAL	40	160	4.0	19	1

RECEIVING	NO	YDS	AVG	LG	TD
Zay Jones	6	50	8.3	15	0
Foster Moreau	4	67	16.8	28	0
DeSean Jackson	4	44	11.0	18	0
Hunter Renfrow	3	40	13.3	18	1
Jalen Richard	1	5	5.0	5	0
Peyton Barber	1	0	0.0	0	0
Josh Jacobs	1	-5	-5.0	-5	0
TOTAL	20	201	10.1	28	1

PUNTING	NO	YDS	AVG	TB	I20	LG
AJ Cole	2	85	42.5	0	2	47
TOTAL	2	85	42.0	0	2	47

KICKOFF RETURNS	NO	YDS	AVG	TB	LG	TD
Jalen Richard	1	23	23.0	23	0	
TOTAL	1	23	23.0	23	0	

PUNT RETURNS	NO	YDS	AVG	LG	TD
Hunter Renfrow	1	6	6.0	6	0
TOTAL	1	6	6.0	6	0

TOP DEFENSE	TOT	SOLO	AST	SCK	YDS	INT
Desmond Trufant	7	7	0	0.0	0.0	0
Denzel Perryman	5	4	1	0.0	0.0	0
Darius Philon	4	4	0	0.0	0.0	0

FIELD GOALS	FGM/FGA	PERCENT	RESULTS
Daniel Carlson	1-1	100.0	41G
TOTAL	1-1	100.0	

SACKS
Maxx Crosby [1.0/7.0], Quinton Jefferson [1.0/6.0]

Team Statistics

	Broncos	Raiders
First Downs	8	22
3rd-Down Eff. (Made/Att/Pct)	1/10/10%	6/12/50%
4th-Down Eff. (Made/Att/Pct)	1/1/100%	1/1/100%
Total Net Yards	158	342
Total Plays	40	67
Yards Per Play	4.0	5.1
Rushes/Net Yards	16/18	40/160
Net Passing	140	182
Pass Attempts/Completions	22/15	25/20
Had Intercepted	0	1
Sacked/Yards Lost	2/13	2/19
Punts/Average	5/44.6	2/42.5
Penalties/Yards	3/30	3/37
Fumbles/Lost	0/0	2/2
Possession Time	23:23	36:37



WEEK 17
Las Vegas Raiders 23, Indianapolis Colts 20
65,985 Lucas Oil Stadium Jan 2, 2022



Las Vegas Raiders	7	6	0	10	—	23
Indianapolis Colts	0	10	7	3	—	20

SCORING DRIVES

TEAM	QTR	TIME	SCORING PLAY	LV	IND
Raiders	1	07:51	J.Jacobs 2 yd. run (D.Carlson kick) (12-75, 7:09)	7	0
Raiders	2	14:12	D.Carlson 47 yd. Field Goal (7-6, 3:30)	10	0
Colts	2	10:07	M.Badgley 46 yd. Field Goal (7-47, 4:05)	10	3
Raiders	2	01:47	D.Carlson 44 yd. Field Goal (9-31, 4:30)	13	3
Colts	2	00:01	J.Taylor 1 yd. run (M.Badgley kick) (10-60, 1:46)	13	10
Colts	3	11:28	T.Hilton 45 yd. pass from C.Wentz (M.Badgley kick) (6-75, 3:32)	13	17
Raiders	4	11:18	H.Renfrow 11 yd. pass from D.Carr (D.Carlson kick) (6-62, 3:21)	20	17
Colts	4	01:56	M.Badgley 41 yd. Field Goal (14-53, 9:22)	20	20
Raiders	4	00:00	D.Carlson 33 yd. Field Goal (10-60, 1:56)	23	20

LAS VEGAS RAIDERS

PASSING	ATT	CP	YDS	SK/YD	TD	LG	INT	RTG
Derek Carr	31	24	255	2/14	1	42	2	84.7
Marcus Mariota	1	0	0	0/0	0	0	0	39.6
TOTAL	32	24	255	2/14	1	42	2	82.2

RUSHING	ATT	YDS	AVG	LG	TD
Josh Jacobs	16	63	3.9	9	1
Marcus Mariota	3	16	5.3	9	0
Jalen Richard	1	4	4.0	4	0
Peyton Barber	6	3	0.5	3	0
Zay Jones	1	-1	-1.0	-1	0
TOTAL	27	85	3.1	9	1

RECEIVING	NO	YDS	AVG	LG	TD
Zay Jones	8	120	15.0	42	0
Hunter Renfrow	7	76	10.9	24	1
Josh Jacobs	4	17	4.3	11	0
Peyton Barber	2	9	4.5	7	0
Jalen Richard	1	19	19.0	19	0
Foster Moreau	1	9	9.0	9	0
DeSean Jackson	1	5	5.0	5	0
TOTAL	24	255	10.6	42	1

PUNTING	NO	YDS	AVG	TB	I20	LG
AJ Cole	2	104	52.0	1	1	60
TOTAL	2	104	52.0	1	1	60

KICKOFF RETURNS	NO	YDS	AVG	LG	TD
Tyron Johnson	2	43	21.5	34	0
TOTAL	2	43	21.5	34	0

PUNT RETURNS	NO	YDS	AVG	LG	TD
Hunter Renfrow	3	64	21.3	41	0
TOTAL	3	64	21.3	41	0

TOP DEFENSE	TOT	SOLO	AST	SCK	YDS	INT
Divine Deablo	9	9	0	0.0	0.0	0
Darius Philon	8	6	2	0.0	0.0	0
Roderic Teamer	8	7	1	0.0	0.0	0

FIELD GOALS	FGM/FGA	PERCENT	RESULTS
Daniel Carlson	3-3	100.0	47G, 44G, 33G
TOTAL	3-3	100.0	

SACKS

Yannick Ngakoue [1.0/8.0]

INDIANAPOLIS COLTS

PASSING	ATT	CP	YDS	SK/YD	TD	LG	INT	RTG
Carson Wentz	27	16	148	1/8	1	45t	0	86.7
TOTAL	27	16	148	1/8	1	45T	0	86.7

RUSHING	ATT	YDS	AVG	LG	TD
Jonathan Taylor	20	108	5.4	24	1
Carson Wentz	3	10	3.3	7	0
Nyheim Hines	2	4	2.0	3	0
Deon Jackson	1	0	0.0	0	0
TOTAL	26	122	4.7	24	1

RECEIVING	NO	YDS	AVG	LG	TD
Michael Pittman Jr.	6	47	7.8	12	0
Nyheim Hines	4	14	3.5	6	0
Mo Alie-Cox	3	28	9.3	17	0
T.Y. Hilton	1	45	45.0	45t	1
Zach Pascal	1	8	8.0	8	0
Jonathan Taylor	1	6	6.0	6	0
TOTAL	16	148	9.3	45T	1

PUNTING	NO	YDS	AVG	TB	I20	LG
Rigoberto Sanchez	5	223	44.6	0	1	55
TOTAL	5	223	44.0	0	1	55

KICKOFF RETURNS	NO	YDS	AVG	TB	LG	TD
Isaiah Rodgers	1	20	20.0	20	0	0
TOTAL	1	20	20.0	20	0	0

PUNT RETURNS	NO	YDS	AVG	LG	TD
No Punt Returns					

TOP DEFENSE	TOT	SOLO	AST	SCK	YDS	INT
Bobby Okereke	9	8	1	0.0	0.0	0
DeForest Buckner	8	4	4	0.5	5.5	0
Darius Leonard	7	6	1	0.0	0.0	1

FIELD GOALS	FGM/FGA	PERCENT	RESULTS
Michael Badgley	2-2	100.0	46G, 41G
TOTAL	2-2	100.0	

SACKS

DeForest Buckner [0.5/5.5], Kwity Paye [1.0/7.0], Kemoko Turay [0.5/1.5]

Team Statistics

	Raiders	Colts
First Downs	18	16
3rd-Down Eff. (Made/Att/Pct)	6/14/43%	3/11/27%
4th-Down Eff. (Made/Att/Pct)	2/2/100%	1/1/100%
Total Net Yards	326	262
Total Plays	61	54
Yards Per Play	5.3	4.9
Rushes/Net Yards	27/85	26/122
Net Passing	241	140
Pass Attempts/Completions	32/24	27/16
Had Intercepted	2	0
Sacked/Yards Lost	2/14	1/8
Punts/Average	2/52.0	5/44.6
Penalties/Yards	6/41	3/25
Fumbles/Lost	1/0	1/0
Possession Time	31:03	28:57



LAST WEEK'S GAME

National Football League Game Summary

NFL Copyright © 2021 by The National Football League. All rights reserved. This summary and play-by-play is for the express purpose of assisting media in their coverage of the game; any other use of this material is prohibited without the written permission of the National Football League.

Date: Sunday, 1/2/2022

Las Vegas Raiders at Indianapolis Colts

Start Time: 1:02 PM EST

at Lucas Oil Stadium, Indianapolis, IN

Game Day Weather

Game Weather: Cloudy

Temp: 28° F (-2.2° C) Humidity: 83%, Wind: N 6 mph

Played Retractable Roof - Closed on Turf: Artificial

Outdoor Weather: Cloudy, 28 degr. Wind North at 6 mph, Wind Chill: 21

Officials

Referee: Rogers, Brad (126)

Umpire: Paganelli, Carl (124)

Down Judge: Payne, Kent (79)

Line Judge: Eaton, Thomas (87)

Field Judge: Santi, Aaron (50)

Side Judge: Pender, Dominique (114)

Back Judge: Steed, Greg (12)

Replay Official: Brown, Kevin (0)

Lineups

Las Vegas Raiders				Indianapolis Colts			
Offense		Defense		Offense		Defense	
WR	1 D.Jackson	DE	91 Y.Ngakoue	WR	11 M.Pittman	DE	51 K.Paye
WR	13 H.Renfrow	NT	96 D.Philon	LT	69 M.Pryor	DT	99 D.Buckner
LT	74 K.Miller	DT	77 Q.Jefferson	LG	56 Q.Nelson	NT	90 G.Stewart
LG	76 J.Simpson	DE	98 M.Crosby	C	78 R.Kelly	DE	97 A.Muhammad
C	68 A.James	SLB	5 D.Deablo	RG	64 M.Glowinski	WLB	53 D.Leonard
RG	70 A.Leatherwood	MLB	52 D.Perryman	RT	72 B.Smith	MLB	58 B.Okereke
RT	75 B.Parker	CB	39 N.Hobbs	TE	84 J.Doyle	NB	23 K.Moore
TE	87 F.Moreau	LCB	35 B.Facyson	WR	13 T.Hilton	CB	26 R.Ya-Sin
WR	7 Z.Jones	RCB	29 C.Hayward	QB	2 C.Wentz	CB	27 X.Rhodes
QB	4 D.Carr	FS	25 T.Moehrig	RB	21 N.Hines	FS	30 G.Odum
RB	28 J.Jacobs	SS	33 R.Teamer	RB	28 J.Taylor	SS	37 K.Willis

Substitutions

K 2 D.Carlson, P 6 A.Cole, QB 8 M.Mariota, CB 10 D.Trufant, WR 17 T.Johnson, CB 22 K.Nixon, RB 30 J.Richard, RB 31 P.Barber, S 32 D.Leavitt, LB 34 K.Wright, S 37 T.Gillespie, FB 41 S.Smith, LB 42 C.Littleton, LS 47 T.Sieg, DE 51 M.Koonce, LB 55 M.Lee, LB 58 K.Wilber, C 66 N.Martin, OL 72 J.Eluemunor, TE 82 N.Bowers, TE 86 D.Helm, WR 89 B.Edwards, DT 92 S.Thomas, DE 97 D.Square, DE 99 C.Ferrell

Substitutions

K 6 M.Badgley, P 8 R.Sanchez, WR 10 D.Patmon, WR 14 Z.Pascal, WR 16 A.Dulin, CB 29 W.Redmond, CB 34 I.Rodgers, RB 35 De.Jackson, CB 38 T.Carrie, S 41 J.Addae, LB 44 Z.Franklin, LB 45 E.Speed, LS 48 K.Nelson, LB 49 M.Adams, DE 54 D.Odeyingbo, DE 57 K.Turay, LB 59 J.Glasgow, G 63 D.Pinter, DT 66 C.Williams, T 73 J.Davenport, TE 81 M.Alie-Cox, TE 83 K.Granson, DE 91 I.Rochell, DT 95 T.Stallworth

Did Not Play

OL 65 H.Grasu

Did Not Play

QB 4 S.Ehlinger, G 62 C.Reed

Not Active

CB 21 A.Robertson, S 38 J.Brown, LB 53 J.March, T 78 J.Barton, DT 90 J.Hankins

Not Active

QB 5 B.Hundley, WR 17 M.Strachan, RB 25 M.Mack, S 42 A.Sendejo, DE 52 B.Banogu, G/T 75 W.Fries, OT 79 E.Fisher

Field Goals (made () & missed)

D.Carlson		(47) (44) (33)	M.Badgley		(46) (41)		
			1	2	3	4	OT
VISITOR:	Las Vegas Raiders		7	6	0	10	0
HOME:	Indianapolis Colts		0	10	7	3	0

Scoring Plays

Team	Qtr	Time	Play Description (Extra Point) (Drive Info)	Visitor	Home
Raiders	1	7:51	J.Jacobs 2 yd. run (D.Carlson kick) (12-75, 7:09)	7	0
Raiders	2	14:12	D.Carlson 47 yd. Field Goal (7-6, 3:30)	10	0
Colts	2	10:07	M.Badgley 46 yd. Field Goal (7-47, 4:05)	10	3
Raiders	2	1:47	D.Carlson 44 yd. Field Goal (9-31, 4:30)	13	3
Colts	2	0:01	J.Taylor 1 yd. run (M.Badgley kick) (10-60, 1:46)	13	10
Colts	3	11:28	T.Hilton 45 yd. pass from C.Wentz (M.Badgley kick) (6-75, 3:32)	13	17
Raiders	4	11:18	H.Renfrow 11 yd. pass from D.Carr (D.Carlson kick) (6-62, 3:21)	20	17
Colts	4	1:56	M.Badgley 41 yd. Field Goal (14-53, 9:22)	20	20
Raiders	4	0:00	D.Carlson 33 yd. Field Goal (10-60, 1:56)	23	20

National Football League Game Summary

NFL Copyright © 2021 by The National Football League. All rights reserved. This summary and play-by-play is for the express purpose of assisting media in their coverage of the game; any other use of this material is prohibited without the written permission of the National Football League.

Paid Attendance: 65,985

Time: 2:55

Las Vegas Raiders vs Indianapolis Colts
1/2/2022 at Lucas Oil Stadium

Final Individual Statistics

Las Vegas Raiders									Indianapolis Colts																				
RUSHING						RUSHING						RUSHING																	
	ATT	YDS	AVG	LG	TD		ATT	YDS	AVG	LG	TD		ATT	YDS	AVG	LG	TD												
J.Jacobs	16	63	3.9	9	1	J.Taylor	20	108	5.4	24	1	J.Taylor	20	108	5.4	24	1												
M.Mariota	3	16	5.3	9	0	C.Wentz	3	10	3.3	7	0	C.Wentz	3	10	3.3	7	0												
J.Richard	1	4	4.0	4	0	N.Hines	2	4	2.0	3	0	N.Hines	2	4	2.0	3	0												
P.Barber	6	3	0.5	3	0	De.Jackson	1	0	0.0	0	0	De.Jackson	1	0	0.0	0	0												
Z.Jones	1	-1	-1.0	-1	0																								
Total	27	85	3.1	9	1	Total	26	122	4.7	24	1	Total	26	122	4.7	24	1												
PASSING									PASSING									PASSING											
	ATT	CMP	YDS	SK/YD	TD	LG	IN	RT		ATT	CMP	YDS	SK/YD	TD	LG	IN	RT		ATT	CMP	YDS	SK/YD	TD	LG	IN	RT			
D.Carr	31	24	255	2/14	1	42	2	84.7	C.Wentz	27	16	148	1/8	1	45	0	86.7	C.Wentz	27	16	148	1/8	1	45	0	86.7			
M.Mariota	1	0	0	0/0	0	0	0	39.6																					
Total	32	24	255	2/14	1	42	2	82.2	Total	27	16	148	1/8	1	45	0	86.7	Total	27	16	148	1/8	1	45	0	86.7			
PASS RECEIVING									PASS RECEIVING									PASS RECEIVING											
	TAR	REC	YDS	AVG	LG	TD				TAR	REC	YDS	AVG	LG	TD					TAR	REC	YDS	AVG	LG	TD				
Z.Jones	10	8	120	15.0	42	0	M.Pittman	6	6	47	7.8	12	0	M.Pittman	6	6	47	7.8	12	0									
H.Renfrow	9	7	76	10.9	24	1	N.Hines	4	4	14	3.5	6	0	N.Hines	4	4	14	3.5	6	0									
J.Jacobs	4	4	17	4.3	11	0	M.Alie-Cox	5	3	28	9.3	17	0	M.Alie-Cox	5	3	28	9.3	17	0									
P.Barber	2	2	9	4.5	7	0	T.Hilton	3	1	45	45.0	45	1	T.Hilton	3	1	45	45.0	45	1									
J.Richard	1	1	19	19.0	19	0	Z.Pascal	2	1	8	8.0	8	0	Z.Pascal	2	1	8	8.0	8	0									
F.Moreau	1	1	9	9.0	9	0	J.Taylor	2	1	6	6.0	6	0	J.Taylor	2	1	6	6.0	6	0									
D.Jackson	3	1	5	5.0	5	0	D.Patmon	1	0	0	0.0	0	0	D.Patmon	1	0	0	0.0	0	0									
B.Edwards	2	0	0	0.0	0	0	A.Dulin	1	0	0	0.0	0	0	A.Dulin	1	0	0	0.0	0	0									
Total	32	24	255	10.6	42	1	Total	24	16	148	9.3	45	1	Total	24	16	148	9.3	45	1									
INTERCEPTIONS									INTERCEPTIONS									INTERCEPTIONS											
	NO	YDS	AVG	LG	TD					NO	YDS	AVG	LG	TD						NO	YDS	AVG	LG	TD					
						I.Rodgers	1	12	12.0	12	0	I.Rodgers	1	12	12.0	12	0	I.Rodgers	1	12	12.0	12	0						
						D.Leonard	1	7	7.0	7	0	D.Leonard	1	7	7.0	7	0	D.Leonard	1	7	7.0	7	0						
Total	0	0	0	0	0	Total	2	19	9.5	12	0	Total	2	19	9.5	12	0	Total	2	19	9.5	12	0						
PUNTING									PUNTING									PUNTING											
	NO	YDS	AVG	NET	TB	IN20	LG			NO	YDS	AVG	NET	TB	IN20	LG				NO	YDS	AVG	NET	TB	IN20	LG			
A.Cole	2	104	52.0	42.0	1	1	60	R.Sanchez	5	223	44.6	31.8	0	1	55	R.Sanchez	5	223	44.6	31.8	0	1	55						
Total	2	104	52.0	42.0	1	1	60	Total	5	223	44.6	31.8	0	1	55	Total	5	223	44.6	31.8	0	1	55						
PUNT RETURNS									PUNT RETURNS									PUNT RETURNS											
	NO	YDS	AVG	FC	LG	TD				NO	YDS	AVG	FC	LG	TD					NO	YDS	AVG	FC	LG	TD				
H.Renfrow	3	64	21.3	0	41	0	[OUT OF BOUNDS]	1	0	0.0	0	0	0	[OUT OF BOUNDS]	1	0	0.0	0	0	0	0	0	0	0					
[DOWNED]	1	0	0.0	0	0	0	[TOUCHBACK]	1	0	0.0	0	0	0	[TOUCHBACK]	1	0	0.0	0	0	0	0	0	0	0					
[OUT OF BOUNDS]	1	0	0.0	0	0	0																							
Total	3	64	21.3	0	41	0	Total	0	0	0.0	0	0	0	Total	0	0	0.0	0	0	0	0	0	0	0					
KICKOFF RETURNS									KICKOFF RETURNS									KICKOFF RETURNS											
	NO	YDS	AVG	FC	LG	TD				NO	YDS	AVG	FC	LG	TD					NO	YDS	AVG	FC	LG	TD				
T.Johnson	2	43	21.5	0	34	0	I.Rodgers	1	20	20.0	0	20	0	I.Rodgers	1	20	20.0	0	20	0									
[TOUCHBACK]	3	0	0.0	0	0	0	[OUT OF BOUNDS]	1	0	0.0	0	0	0	[OUT OF BOUNDS]	1	0	0.0	0	0	0									
							[TOUCHBACK]	3	0	0.0	0	0	0	[TOUCHBACK]	3	0	0.0	0	0	0									
Total	2	43	21.5	0	34	0	Total	1	20	20.0	0	20	0	Total	1	20	20.0	0	20	0									

Las Vegas Raiders

FUMBLES	FUM	LOST	OWN-REC	YDS	TD	FORCED	OPP-REC	YDS	TD	OUT-BDS
M.Mariota	1	0	0	0	0	0	0	0	0	1
D.Perryman	0	0	0	0	0	1	0	0	0	0
Total	1	0	0	0	0	1	0	0	0	1

Indianapolis Colts

FUMBLES	FUM	LOST	OWN-REC	YDS	TD	FORCED	OPP-REC	YDS	TD	OUT-BDS
M.Alie-Cox	1	0	0	0	0	0	0	0	0	1
D.Leonard	0	0	0	0	0	1	0	0	0	0
Total	1	0	0	0	0	1	0	0	0	1

Las Vegas Raiders vs Indianapolis Colts
1/2/2022 at Lucas Oil Stadium

Final Team Statistics

	Visitor Raiders	Home Colts
TOTAL FIRST DOWNS	18	16
By Rushing	5	9
By Passing	13	6
By Penalty	0	1
THIRD DOWN EFFICIENCY	6-14-42.9%	3-11-27.3%
FOURTH DOWN EFFICIENCY	2-2-100.0%	1-1-100.0%
TOTAL NET YARDS	326	262
Total Offensive Plays (inc. times thrown passing)	61	54
Average gain per offensive play	5.3	4.9
NET YARDS RUSHING	85	122
Total Rushing Plays	27	26
Average gain per rushing play	3.1	4.7
Tackles for a loss-number and yards	2-5	2-4
NET YARDS PASSING	241	140
Times thrown - yards lost attempting to pass	2-14	1-8
Gross yards passing	255	148
PASS ATTEMPTS-COMPLETIONS-HAD INTERCEPTED	32-24-2	27-16-0
Avg gain per pass play (inc.# thrown passing)	7.1	5.0
KICKOFFS Number-In End Zone-Touchbacks	5-3-3	5-3-3
PUNTS Number and Average	2-52.0	5-44.6
Had Blocked	0	0
FGs - PATs Had Blocked	0-0	0-0
Net Punting Average	42.0	31.8
TOTAL RETURN YARDAGE (Not Including Kickoffs)	64	19
No. and Yards Punt Returns	3-64	0-0
No. and Yards Kickoff Returns	2-43	1-20
No. and Yards Interception Returns	0-0	2-19
PENALTIES Number and Yards	6-41	3-25
FUMBLES Number and Lost	1-0	1-0
TOUCHDOWNS	2	2
Rushing	1	1
Passing	1	1
EXTRA POINTS Made-Attempts	2-2	2-2
Kicking Made-Attempts	2-2	2-2
FIELD GOALS Made-Attempts	3-3	2-2
RED ZONE EFFICIENCY	2-4-50%	1-1-100%
GOAL TO GO EFFICIENCY	1-1-100%	1-1-100%
SAFETIES	0	0
FINAL SCORE	23	20
TIME OF POSSESSION	31:03	28:57

Ball Possession And Drive Chart

Las Vegas Raiders

#	Time Recd	Time Lost	Time Poss	How Ball Obtained	Drive Began	# Play	Yds Gain	Yds Pen	Net Yds	1st Down	Last Scrm	How Given Up
1	15:00	7:51	7:09	Kickoff	LV 25	12	75	0	75	6	* IND 2	Touchdown
2	6:17	4:38	1:39	Punt	LV 35	3	7	0	7	0	LV 42	Interception
3	2:42	14:12	3:30	Punt	IND 35	7	6	0	6	1	IND 29	Field Goal
4	10:07	8:30	1:37	Kickoff	LV 35	3	5	0	5	0	LV 40	Punt
5	6:17	1:47	4:30	Punt	LV 43	9	41	-10	31	2	* IND 26	Field Goal
6	0:01	0:00	0:01	Kickoff		0	0	0	0	0		End of Half
7	11:28	7:50	3:38	Kickoff	LV 25	6	24	-5	19	2	LV 44	Interception
8	4:27	0:45	3:42	Punt	LV 4	8	46	-10	36	2	LV 40	Punt
9	14:39	11:18	3:21	Punt	LV 38	6	62	0	62	2	* IND 11	Touchdown
10	1:56	0:00	1:56	Kickoff	LV 25	10	60	0	60	3	* IND 15	Field Goal

(295) Average LV 33

Indianapolis Colts

#	Time Recd	Time Lost	Time Poss	How Ball Obtained	Drive Began	# Play	Yds Gain	Yds Pen	Net Yds	1st Down	Last Scrm	How Given Up
1	7:51	6:17	1:34	Kickoff	IND 27	3	0	0	0	0	IND 27	Punt
2	4:38	2:42	1:56	Interception	IND 26	5	10	0	10	1	IND 36	Punt
3	14:12	10:07	4:05	Kickoff	IND 25	7	57	-10	47	2	LV 28	Field Goal
4	8:30	6:17	2:13	Punt	IND 16	3	1	-5	-4	0	IND 12	Punt
5	1:47	0:01	1:46	Kickoff	IND 40	10	60	0	60	5	* LV 1	Touchdown
6	15:00	11:28	3:32	Kickoff	IND 25	6	70	5	75	3	LV 45	Touchdown
7	7:50	4:27	3:23	Interception	IND 49	5	9	0	9	1	LV 42	Punt
8	0:45	14:39	1:06	Punt	IND 20	3	3	0	3	0	IND 23	Punt
9	11:18	1:56	9:22	Kickoff	IND 25	14	52	1	53	4	LV 22	Field Goal

(253) Average IND 28

* inside opponent's 20

Time of Possession by Quarter

	1st	2nd	3rd	4th	OT	Total
Visitor Las Vegas Raiders	11:30	6:56	7:20	5:17		31:03
Home Indianapolis Colts	3:30	8:04	7:40	9:43		28:57

Kickoff Drive No.-Start Average

Raiders: 4 - LV 28 Colts: 5 - IND 28

Final Defensive Statistics

TKL = Tackle AST = Assist COMB = Combined QH=QB Hit IN = Interception PD = Pass Defense FF = Forced Fumble FR = Fumble Recovery

Indianapolis Colts	Regular Defensive Plays												Special Teams					Misc			
	TKL	AST	COMB	SK	/ YDS	TFL	QH	IN	PD	FF	FR	TKL	AST	FF	FR	BL	TKL	AST	FF	FR	
B.Okereke	8	1	9	0	0	0	0	0	0	0	0	1	0	0	0	0	0	0	0	0	
D.Buckner	4	4	8	0.5	5.5	1	2	0	0	0	0	0	0	0	0	0	0	0	0	0	
D.Leonard	6	1	7	0	0	0	0	1	1	1	0	0	0	0	0	0	0	0	0	0	
G.Odum	5	1	6	0	0	0	0	0	0	0	0	0	0	0	0	0	0	0	0	0	
K.Moore	4	1	5	0	0	0	0	0	0	0	0	0	0	0	0	0	0	0	0	0	
R.Ya-Sin	3	1	4	0	0	0	0	0	2	0	0	0	0	0	0	0	0	0	0	0	
I.Rodgers	3	1	4	0	0	0	0	1	1	0	0	0	0	0	0	0	0	0	0	0	
Z.Franklin	2	2	4	0	0	1	0	0	0	0	0	1	0	0	0	0	0	0	0	0	
K.Willis	3	0	3	0	0	0	0	0	0	0	0	0	0	0	0	0	0	0	0	0	
A.Muhammad	2	1	3	0	0	0	0	0	0	0	0	0	0	0	0	0	0	0	0	0	
K.Paye	0	3	3	1	7	0	2	0	0	0	0	0	0	0	0	0	0	0	0	0	
X.Rhodes	2	0	2	0	0	0	0	0	1	0	0	0	0	0	0	0	0	0	0	0	
I.Rochell	1	0	1	0	0	0	0	0	0	0	0	0	0	0	0	0	0	0	0	0	
D.Odeyingbo	1	0	1	0	0	0	0	0	0	0	0	0	0	0	0	0	0	0	0	0	
G.Stewart	1	0	1	0	0	0	0	0	0	0	0	0	0	0	0	0	0	0	0	0	
K.Turay	0	1	1	0.5	1.5	0	2	0	0	0	0	0	0	0	0	0	0	0	0	0	
T.Stallworth	0	1	1	0	0	0	2	0	0	0	0	0	0	0	0	0	0	0	0	0	
C.Williams	0	1	1	0	0	0	0	0	0	0	0	0	0	0	0	0	0	0	0	0	
R.Sanchez	0	0	0	0	0	0	0	0	0	0	0	2	0	0	0	0	0	0	0	0	
A.Dulin	0	0	0	0	0	0	0	0	0	0	0	1	0	0	0	0	0	0	0	0	
E.Speed	0	0	0	0	0	0	0	0	0	0	0	0	1	0	0	0	0	0	0	0	
Total	45	19	64	2	14	2	8	2	5	1	0	5	1	0	0	0	0	0	0	0	

First Half Summary

TIME OF POSSESSION

Raiders	18:26
Colts	11:34

Scoring Plays

	Las Vegas Raiders	Indianapolis Colts
TOTAL FIRST DOWNS	9	8
First Downs Rushing-Passing-by Penalty	4 - 5 - 0	4 - 4 - 0
THIRD DOWN EFFICIENCY	3-8-37.5%	1-5-20.0%
TOTAL NET YARDS	134	128
Total Offensive Plays	32	27
NET YARDS RUSHING	57	61
NET YARDS PASSING	77	67
Gross Yards Passing	91	67
Times thrown-yards lost attempting to pass	2-14	0-0
Pass Attempts-Completions-Had Intercepted	12 - 10 - 1	16 - 8 - 0
Punts-Number and Average	1 - 44.0	3 - 43.3
Penalties-Number and Yards	2 - 10	2 - 15
Fumbles-Number and Lost	1 - 0	0 - 0
Red Zone Efficiency	1-2-50%	1-1-100%
Average Drive Start	LV 41	IND 27

Las Vegas Raiders										Indianapolis Colts															
RUSHING					ATT	YDS	AVG	LG	TD	RUSHING					ATT	YDS	AVG	LG	TD						
J.Jacobs					9	40	4.4	9	1	J.Taylor					9	57	6.3	24	1						
M.Mariota					3	16	5.3	9	0	N.Hines					2	4	2.0	3	0						
J.Richard					1	4	4.0	4	0																
Z.Jones					1	-1	-1.0	-1	0																
P.Barber					4	-2	-0.5	2	0																
Total					18	57	3.2	9	1	Total					11	61	5.5	24	1						
PASSING					ATT	CMP	YDS	SK/YD	TD	LG	IN	RT	PASSING					ATT	CMP	YDS	SK/YD	TD	LG	IN	RT
D.Carr					12	10	91	2/14	0	26	1	63.5	C.Wentz					16	8	67	0/0	0	17	0	61.2
Total					12	10	91	2/14	0	26	1	63.5	Total					16	8	67	0/0	0	17	0	61.2
PASS RECEIVING					TAR	REC	YDS	AVG	LG	TD	PASS RECEIVING					TAR	REC	YDS	AVG	LG	TD				
H.Renfrow					4	4	36	9.0	14	0	M.Pittman					3	3	27	9.0	12	0				
Z.Jones					3	3	42	14.0	26	0	M.Alie-Cox					3	2	21	10.5	17	0				
J.Jacobs					3	3	13	4.3	11	0	N.Hines					2	2	11	5.5	6	0				
D.Jackson					2	0	0	0.0	0	0	Z.Pascal					2	1	8	8.0	8	0				
											A.Dulin					1	0	0	0.0	0	0				
											T.Hilton					1	0	0	0.0	0	0				
											D.Patmon					1	0	0	0.0	0	0				
Total					12	10	91	9.1	26	0	Total					13	8	67	8.4	17	0				

[illegible]

1/2/2022 at Lucas Oil Stadium[illegible]

Play By Play

First Quarter

1/2/2022

IND wins the coin toss and elects to defer. LV elects to Receive, and IND elects to defend the north goal.

R.Sanchez kicks 65 yards from IND 35 to end zone, Touchback.

Las Vegas Raiders at 15:00

1-10-LV 25	(15:00) J.Jacobs left guard to LV 31 for 6 yards (G.Odum).	
2-4-LV 31	(14:25) (Shotgun) D.Carr pass short middle to H.Renfrow to LV 45 for 14 yards (D.Leonard).	P1
1-10-LV 45	(13:48) J.Jacobs right guard to LV 47 for 2 yards (K.Willis, D.Leonard).	
2-8-LV 47	(13:15) (Shotgun) D.Carr pass short right to Z.Jones ran ob at IND 48 for 5 yards.	
3-3-IND 48	(12:42) (Shotgun) D.Carr pass short left to H.Renfrow pushed ob at IND 41 for 7 yards (K.Moore).	P2
1-10-IND 41	(12:07) (Shotgun) D.Carr pass short left to H.Renfrow to IND 38 for 3 yards (X.Rhodes).	
2-7-IND 38	(11:26) J.Jacobs right end to IND 32 for 6 yards (B.Okereke).	
3-1-IND 32	(10:44) J.Richard up the middle to IND 28 for 4 yards (D.Buckner).	R3
1-10-IND 28	(10:01) (Shotgun) D.Carr pass short right to J.Jacobs to IND 17 for 11 yards (K.Willis, R.Ya-Sin).	P4
1-10-IND 17	(9:12) J.Jacobs left tackle to IND 11 for 6 yards (G.Odum).	
2-4-IND 11	(8:35) (Shotgun) M.Mariota right tackle to IND 2 for 9 yards (K.Willis, D.Buckner).	R5
1-2-IND 2	(7:56) J.Jacobs right tackle for 2 yards, TOUCHDOWN.	R6
D.Carlson extra point is GOOD, Center-T.Sieg, Holder-A.Cole.		

LV 7 IND 0, 12 plays, 75 yards, 7:09 drive, 7:09 elapsed

D.Carlson kicks 58 yards from LV 35 to IND 7. I.Rodgers to IND 27 for 20 yards (D.Leavitt).

Indianapolis Colts at 7:51, (1st play from scrimmage 7:46)

1-10-IND 27	(7:46) (Shotgun) N.Hines up the middle to IND 30 for 3 yards (D.Perryman).
2-7-IND 30	(7:10) J.Taylor left end pushed ob at IND 27 for -3 yards (B.Facyson).
3-10-IND 27	(6:31) (Shotgun) C.Wentz pass incomplete short middle to D.Patmon (C.Hayward).
4-10-IND 27	(6:25) R.Sanchez punts 45 yards to LV 28, Center-K.Nelson. H.Renfrow pushed ob at LV 35 for 7 yards (A.Dulin).

Las Vegas Raiders at 6:17

1-10-LV 35	(6:17) D.Carr pass short left to J.Jacobs to LV 33 for -2 yards (Z.Franklin).
2-12-LV 33	(5:33) J.Jacobs left end to LV 42 for 9 yards (B.Okereke).
3-3-LV 42	(4:49) (Shotgun) D.Carr pass deep right intended for D.Jackson INTERCEPTED by I.Rodgers at IND 14. I.Rodgers to IND 26 for 12 yards (Z.Jones).

Indianapolis Colts at 4:38

1-10-IND 26	(4:38) (Shotgun) J.Taylor left tackle to IND 30 for 4 yards (D.Perryman).	
2-6-IND 30	(3:56) (Shotgun) J.Taylor up the middle to IND 36 for 6 yards (M.Crosby).	R1
1-10-IND 36	(3:14) C.Wentz pass incomplete short left.	
2-10-IND 36	(3:09) (Shotgun) C.Wentz pass incomplete short left to T.Hilton.	
3-10-IND 36	(3:05) (Shotgun) C.Wentz pass incomplete short middle [Q.Jefferson].	
4-10-IND 36	(2:57) R.Sanchez punts 40 yards to LV 24, Center-K.Nelson. H.Renfrow pushed ob at IND 35 for 41 yards (R.Sanchez).	

Las Vegas Raiders at 2:42

1-10-IND 35	(2:42) P.Barber left tackle to IND 35 for no gain (I.Rochell, A.Muhammad).	
2-10-IND 35	(2:08) P.Barber left tackle to IND 35 for no gain (D.Leonard).	
3-10-IND 35	(1:27) (Shotgun) D.Carr pass short left to Z.Jones to IND 24 for 11 yards (I.Rodgers).	P7
1-10-IND 24	(:49) P.Barber up the middle to IND 22 for 2 yards (B.Okereke, D.Buckner).	
2-8-IND 22	(:14) P.Barber up the middle to IND 26 for -4 yards (D.Buckner).	

END OF QUARTER

	Score	Time Poss	First Downs				Efficiencies	
			R	P	X	T	3 Down	4 Down
Las Vegas Raiders	7	11:30	3	4	0	7	3/4	0/0
Indianapolis Colts	0	3:30	1	0	0	1	0/2	0/0

Second Quarter

1/2/2022

Play By Play

Las Vegas Raiders continued.

3-12-IND 26	(15:00) (Shotgun) D.Carr sacked at IND 29 for -3 yards (sack split by K.Paye and K.Turay).	
4-15-IND 29	(14:17) D.Carlson 47 yard field goal is GOOD, Center-T.Sieg, Holder-A.Cole.	
LV 10 IND 0, 7 plays, 6 yards, 3:30 drive, 0:48 elapsed		

D.Carlson kicks 65 yards from LV 35 to end zone, Touchback.

Indianapolis Colts at 14:12

1-10-IND 25	(14:12) J.Taylor up the middle to IND 29 for 4 yards (D.Philon, D.Perryman).	
2-6-IND 29	(13:36) (Shotgun) J.Taylor right guard to IND 47 for 18 yards (R.Teamam).	R2
1-10-IND 47	(12:56) J.Taylor left tackle ran ob at LV 29 for 24 yards (D.Deablo).	R3
1-10-LV 29	(12:18) J.Taylor right end to LV 26 for 3 yards (D.Deablo, K.Wright).	
2-7-LV 26	(11:34) (Shotgun) C.Wentz pass short middle to N.Hines to LV 18 for 8 yards (D.Square). <i>PENALTY on IND-M.Pryor, Offensive Holding, 10 yards, enforced at LV 26 - No Play.</i>	
2-17-LV 36	(11:04) (Shotgun) C.Wentz pass short right to M.Pittman to LV 28 for 8 yards (R.Teamam, D.Leavitt).	
3-9-LV 28	(10:18) (Shotgun) C.Wentz pass incomplete short left to M.Alie-Cox [Y.Ngakoue].	
4-9-LV 28	(10:11) M.Badgley 46 yard field goal is GOOD, Center-K.Nelson, Holder-R.Sanchez.	
LV 10 IND 3, 7 plays, 47 yards, 4:05 drive, 4:53 elapsed		

R.Sanchez kicks 64 yards from IND 35 to LV 1. T.Johnson to LV 35 for 34 yards (R.Sanchez).

Las Vegas Raiders at 10:07, (1st play from scrimmage 10:00)

1-10-LV 35	(10:00) D.Carr pass short left to J.Jacobs to LV 39 for 4 yards (B.Okereke).	
2-6-LV 39	(9:27) (Shotgun) J.Jacobs left end to LV 40 for 1 yard (D.Leonard).	
3-5-LV 40	(8:47) (Shotgun) D.Carr pass incomplete short right to D.Jackson (R.Ya-Sin).	
4-5-LV 40	(8:37) A.Cole punts 44 yards to IND 16, Center-T.Sieg, out of bounds.	

Indianapolis Colts at 8:30

1-10-IND 16	(8:30) J.Taylor left tackle to IND 16 for no gain (M.Crosby, K.Wright).	
2-10-IND 16	(7:47) (Shotgun) N.Hines up the middle to IND 17 for 1 yard (R.Teamam; D.Philon).	
3-9-IND 17	(7:03) (Shotgun) C.Wentz pass short middle to M.Alie-Cox to IND 27 for 10 yards (D.Trufant). <i>PENALTY on IND-B.Smith, Illegal Formation, 5 yards, enforced at IND 17 - No Play.</i>	
3-14-IND 12	(6:32) (Shotgun) C.Wentz pass incomplete deep left to Z.Pascal.	
4-14-IND 12	(6:25) R.Sanchez punts 45 yards to LV 43, Center-K.Nelson, out of bounds.	

Las Vegas Raiders at 6:17

1-10-LV 43	(6:17) D.Carr pass deep middle to Z.Jones to IND 31 for 26 yards (G.Odum).	P8
1-10-IND 31	(5:38) Z.Jones right end pushed ob at IND 32 for -1 yards (K.Moore; I.Rodgers).	
2-11-IND 32	(5:10) (Shotgun) J.Jacobs right end to IND 29 for 3 yards (B.Okereke).	
3-8-IND 29	<i>(4:31) (Shotgun) PENALTY on LV-F.Moreau, False Start, 5 yards, enforced at IND 29 - No Play.</i>	
3-13-IND 34	(4:10) (Shotgun) D.Carr pass short left to H.Renfrow to IND 22 for 12 yards (D.Odeyingbo).	
4-1-IND 22	(3:19) (Shotgun) M.Mariota right guard to IND 19 for 3 yards (D.Buckner).	R9
1-10-IND 19	(2:36) J.Jacobs left guard to IND 14 for 5 yards (B.Okereke, G.Odum).	

Two-Minute Warning

2-5-IND 14	(2:00) (Shotgun) M.Mariota left end to IND 10 for 4 yards (D.Leonard). FUMBLES (D.Leonard), ball out of bounds at IND 8. Timeout #1 by IND at 01:55.	
3-1-IND 10	<i>(1:55) (Shotgun) PENALTY on LV-A.Leaherwood, False Start, 5 yards, enforced at IND 10 - No Play.</i>	
3-6-IND 15	(1:55) (Shotgun) D.Carr sacked at IND 26 for -11 yards (sack split by K.Paye and D.Buckner). Timeout #2 by IND at 01:51.	
4-17-IND 26	(1:51) D.Carlson 44 yard field goal is GOOD, Center-T.Sieg, Holder-A.Cole.	

LV 13 IND 3, 9 plays, 31 yards, 4:30 drive, 13:13 elapsed		
---	--	--

D.Carlson kicks 57 yards from LV 35 to IND 8, out of bounds.

Indianapolis Colts at 1:47

1-10-IND 40	(1:47) (Shotgun) C.Wentz pass short middle to N.Hines to IND 45 for 5 yards (D.Deablo).	
2-5-IND 45	(1:30) (No Huddle, Shotgun) C.Wentz pass deep right to M.Alie-Cox to LV 38 for 17 yards (R.Teamam).	P4
1-10-LV 38	(1:08) (No Huddle, Shotgun) C.Wentz pass short right to M.Pittman to LV 31 for 7 yards (D.Deablo).	

Las Vegas Raiders vs Indianapolis Colts at Lucas Oil Stadium

2-3-LV 31	(:46) (No Huddle, Shotgun) C.Wentz pass short right to N.Hines pushed ob at LV 25 for 6 yards (R.Teamer).	P5
<u>1-10-LV 25</u>	(:41) (Shotgun) C.Wentz pass short middle to Z.Pascal to LV 17 for 8 yards (D.Perryman).	
2-2-LV 17	(:24) (No Huddle, Shotgun) C.Wentz pass short right to M.Alie-Cox ran ob at LV 13 for 4 yards.	P6
<u>1-10-LV 13</u>	(:19) (Shotgun) C.Wentz pass short middle to M.Pittman to LV 1 for 12 yards (D.Deablo).	P7
	Timeout #3 by IND at 00:13.	
<u>1-1-LV 1</u>	(:13) (Shotgun) C.Wentz pass incomplete short left [Y.Ngakoue].	
2-1-LV 1	(:09) (Shotgun) C.Wentz pass incomplete short right to A.Dulin (D.Deablo) [B.Facyson].	
3-1-LV 1	(:04) (Shotgun) J.Taylor up the middle for 1 yard, TOUCHDOWN.	R8
	M.Badgley extra point is GOOD, Center-K.Nelson, Holder-R.Sanchez.	

LV 13 IND 10, 10 plays, 60 yards, 1:46 drive, 14:59 elapsed

R.Sanchez kicks 63 yards from IND 35 to LV 2. T.Johnson to LV 11 for 9 yards (Z.Franklin, E.Speed).

END OF QUARTER

	Score	Time	First Downs				Efficiencies	
		Poss	R	P	X	T	3 Down	4 Down
Las Vegas Raiders	13	6:56	1	1	0	2	0/4	1/1
Indianapolis Colts	10	8:04	3	4	0	7	1/3	0/0

Third Quarter

1/2/2022

Play By Play

IND elects to Receive, and LV elects to defend the North goal.
D.Carlson kicks 65 yards from LV 35 to end zone, Touchback.

Indianapolis Colts at 15:00

1-10-IND 25	(15:00) <i>PENALTY on LV-D.Philon, Defensive Offside, 5 yards, enforced at IND 25 - No Play.</i>	
1-5-IND 30	(15:00) J.Taylor left end pushed ob at IND 44 for 14 yards (D.Deablo).	R9
1-10-IND 44	(14:28) J.Taylor right end to IND 46 for 2 yards (D.Philon, N.Hobbs).	
2-8-IND 46	(13:43) C.Wentz pass short right to M.Alie-Cox to LV 47 for 7 yards (D.Perryman). FUMBLES (D.Perryman), ball out of bounds at LV 43.	
3-1-LV 47	(13:04) De.Jackson up the middle to LV 47 for no gain (R.Teamer).	
4-1-LV 47	(12:24) C.Wentz left guard to LV 45 for 2 yards (C.Hayward).	R10
1-10-LV 45	(11:38) C.Wentz pass deep right to T.Hilton for 45 yards, TOUCHDOWN.	P11
	M.Badgley extra point is GOOD, Center-K.Nelson, Holder-R.Sanchez.	

LV 13 IND 17, 6 plays, 75 yards, 1 penalty, 3:32 drive, 3:32 elapsed

R.Sanchez kicks 65 yards from IND 35 to end zone, Touchback.

Las Vegas Raiders at 11:28

1-10-LV 25	(11:28) (Shotgun) D.Carr pass short right to Z.Jones to LV 30 for 5 yards (K.Moore).	
2-5-LV 30	(10:50) J.Jacobs right tackle to LV 34 for 4 yards (D.Leonard).	
3-1-LV 34	(10:13) (Shotgun) D.Carr pass short left to Z.Jones pushed ob at LV 38 for 4 yards (I.Rodgers).	P10
1-10-LV 38	(9:45) J.Jacobs left end to LV 46 for 8 yards (K.Paye; T.Stallworth).	
2-2-LV 46	(9:03) P.Barber right guard to LV 49 for 3 yards (Z.Franklin; B.Okereke).	R11
1-10-LV 49	(8:13) <i>PENALTY on LV, Delay of Game, 5 yards, enforced at LV 49 - No Play.</i>	
1-15-LV 44	(8:00) (Shotgun) D.Carr pass short middle intended for Z.Jones INTERCEPTED by D.Leonard [T.Stallworth] at IND 42. D.Leonard to IND 49 for 7 yards (B.Parker).	

Indianapolis Colts at 7:50

1-10-IND 49	(7:50) J.Taylor up the middle to LV 47 for 4 yards (D.Philon).	
2-6-LV 47	(7:10) (Shotgun) J.Taylor left end to LV 38 for 9 yards (N.Hobbs, T.Moehrig).	R12
1-10-LV 38	(6:21) C.Wentz pass short left to M.Pittman pushed ob at LV 33 for 5 yards (D.Perryman).	
2-5-LV 33	(5:42) (Shotgun) J.Taylor left end to LV 34 for -1 yards (D.Deablo, D.Trufant).	
3-6-LV 34	(4:56) (Shotgun) C.Wentz sacked at LV 42 for -8 yards (Y.Ngakoue).	
	<i>Penalty on IND-R.Kelly, Offensive Holding, declined.</i>	
4-14-LV 42	(4:36) R.Sanchez punts 38 yards to LV 4, Center-K.Nelson, downed by IND-A.Dulin.	

Las Vegas Raiders at 4:27

1-10-LV 4	(4:27) P.Barber up the middle to LV 6 for 2 yards (A.Muhammad).	
2-8-LV 6	(3:51) (Shotgun) D.Carr pass short right to D.Jackson pushed ob at LV 11 for 5 yards (R.Ya-Sin).	
3-3-LV 11	(3:27) (Shotgun) D.Carr pass short middle to J.Richard to LV 30 for 19 yards (G.Odum).	P12
1-10-LV 30	(2:47) (Shotgun) M.Mariota pass incomplete deep right to H.Renfrow (X.Rhodes).	
2-10-LV 30	(2:38) (Shotgun) D.Carr pass short left to Z.Jones pushed ob at LV 43 for 13 yards (X.Rhodes).	P13
1-10-LV 43	(2:08) (Shotgun) D.Carr pass incomplete short right to Z.Jones. IND-X.Rhodes was injured during the play. His return is Questionable.	
2-10-LV 43	(2:03) J.Jacobs left end pushed ob at IND 45 for 12 yards (D.Leonard).	
	<i>PENALTY on LV-T.Johnson, Illegal Block Above the Waist, 10 yards, enforced at LV 43 - No Play.</i>	
2-20-LV 33	(1:42) (Shotgun) D.Carr pass short left to P.Barber to LV 40 for 7 yards (D.Buckner).	
3-13-LV 40	(:58) (Shotgun) D.Carr pass incomplete short middle to B.Edwards (R.Ya-Sin).	
4-13-LV 40	(:52) A.Cole punts 60 yards to end zone, Center-T.Sieg, Touchback.	

Indianapolis Colts at 0:45

1-10-IND 20	(:45) (Shotgun) C.Wentz pass short right to M.Pittman to IND 23 for 3 yards (C.Hayward).
-------------	--

END OF QUARTER

	Score	Time Poss	First Downs				Efficiencies	
			R	P	X	T	3 Down	4 Down
Las Vegas Raiders	13	7:20	1	3	0	4	2/3	0/0
Indianapolis Colts	17	7:40	3	1	0	4	0/2	1/1

Fourth Quarter

1/2/2022

Play By Play

Indianapolis Colts continued.

- 2-7-IND 23 (15:00) (Shotgun) C.Wentz pass incomplete short right to J.Taylor (D.Philon) [N.Hobbs].
- 3-7-IND 23 (14:55) (Shotgun) C.Wentz pass incomplete deep left to T.Hilton.
- 4-7-IND 23 (14:51) R.Sanchez punts 55 yards to LV 22, Center-K.Nelson. H.Renfrow to LV 38 for 16 yards (B.Okereke).

Las Vegas Raiders at 14:39

- 1-10-LV 38 (14:39) J.Jacobs left guard to LV 39 for 1 yard (G.Stewart, C.Williams).
- 2-9-LV 39 (14:03) D.Carr pass deep left to Z.Jones to IND 19 for 42 yards (G.Odum). P14
- 1-10-IND 19 (13:17) (Shotgun) J.Jacobs left guard to IND 18 for 1 yard (A.Muhammad). #8 Mariota in at QB for LV.
- 2-9-IND 18 (12:42) (Shotgun) D.Carr pass short left to P.Barber pushed ob at IND 16 for 2 yards (I.Rodgers).
- 3-7-IND 16 (12:10) (Shotgun) D.Carr pass short left to H.Renfrow to IND 11 for 5 yards (K.Moore).
- 4-2-IND 11 **(11:24) (Shotgun) D.Carr pass short right to H.Renfrow for 11 yards, TOUCHDOWN.** P15
- Penalty on IND-K.Moore, Defensive Holding, declined.*
- D.Carlson extra point is GOOD, Center-T.Sieg, Holder-A.Cole.

LV 20 IND 17, 6 plays, 62 yards, 3:21 drive, 3:42 elapsed

D.Carlson kicks 65 yards from LV 35 to end zone, Touchback.

Indianapolis Colts at 11:18

- 1-10-IND 25 (11:18) D.Pinter reported in as eligible. J.Taylor left tackle to IND 27 for 2 yards (D.Perryman; Q.Jefferson).
- 2-8-IND 27 (10:35) D.Pinter reported in as eligible. J.Taylor up the middle to IND 35 for 8 yards (R.Teamer, D.Philon). R13
- 1-10-IND 35 (9:50) J.Taylor up the middle to IND 40 for 5 yards (Q.Jefferson).
- 2-5-IND 40 (9:12) J.Taylor right tackle to 50 for 10 yards (K.Wright, D.Deablo).
- PENALTY on IND-B.Smith, Offensive Holding, 10 yards, enforced at IND 40 - No Play.*
- 2-15-IND 30 (8:42) (Shotgun) C.Wentz pass short right to M.Pittman to IND 42 for 12 yards (R.Teamer).
- 3-3-IND 42 (8:02) (No Huddle, Shotgun) C.Wentz right end to IND 49 for 7 yards (D.Deablo). R14
- 1-10-IND 49 (7:16) C.Wentz pass incomplete short left to M.Alie-Cox.
- 2-10-IND 49 (7:07) (Shotgun) C.Wentz scrambles left guard to 50 for 1 yard (D.Philon).
- 3-9-50 (6:18) (Shotgun) C.Wentz pass incomplete short right to Z.Pascal (N.Hobbs).
- PENALTY on LV-N.Hobbs, Defensive Pass Interference, 11 yards, enforced at 50 - No Play.* X15
- 1-10-LV 39 (6:13) (Shotgun) J.Taylor left tackle to LV 35 for 4 yards (D.Philon).
- 2-6-LV 35 (5:33) (Shotgun) J.Taylor up the middle to LV 32 for 3 yards (D.Philon).
- 3-3-LV 32 (4:46) (Shotgun) C.Wentz pass short middle to J.Taylor to LV 26 for 6 yards (D.Deablo) [Y.Ngakoue]. P16
- 1-10-LV 26 (4:03) J.Taylor right guard to LV 25 for 1 yard (N.Hobbs).
- 2-9-LV 25 (3:19) (Shotgun) C.Wentz pass short left to N.Hines to LV 25 for no gain (S.Thomas).
- 3-9-LV 25 (2:31) (Shotgun) C.Wentz pass short right to N.Hines to LV 22 for 3 yards (N.Hobbs).

Two-Minute Warning

- 4-6-LV 22 **(2:00) M.Badgley 41 yard field goal is GOOD, Center-K.Nelson, Holder-R.Sanchez.**

LV 20 IND 20, 14 plays, 53 yards, 1 penalty, 9:22 drive, 13:04 elapsed

R.Sanchez kicks 65 yards from IND 35 to end zone, Touchback.

Las Vegas Raiders at 1:56

- 1-10-LV 25 (1:56) (Shotgun) D.Carr pass short right to F.Moreau to LV 34 for 9 yards (D.Leonard).
- 2-1-LV 34 (1:33) (No Huddle, Shotgun) D.Carr pass short right to J.Jacobs to LV 38 for 4 yards (R.Ya-Sin) [D.Buckner]. P16
- 1-10-LV 38 (1:08) (No Huddle, Shotgun) D.Carr pass short middle to Z.Jones to IND 48 for 14 yards (R.Ya-Sin). P17
- Timeout #1 by LV at 01:03.
- 1-10-IND 48 (1:03) (Shotgun) D.Carr pass incomplete deep right to H.Renfrow [T.Stallworth].
- 2-10-IND 48 (:58) (Shotgun) D.Carr pass incomplete short right to B.Edwards.
- 3-10-IND 48 (:54) (Shotgun) D.Carr pass deep right to H.Renfrow for 48 yards, TOUCHDOWN [K.Turay]. P18
- The Replay Official reviewed the runner was not down by contact ruling, and the play was REVERSED.
- (Shotgun) D.Carr pass deep right to H.Renfrow to IND 24 for 24 yards (K.Moore) [K.Turay].
- Timeout #1 by IND at 00:48.
- 1-10-IND 24 (:48) J.Jacobs up the middle to IND 22 for 2 yards (Z.Franklin).
- Timeout #2 by IND at 00:44.
- 2-8-IND 22 (:44) J.Jacobs up the middle to IND 17 for 5 yards (B.Okereke, Z.Franklin).

Las Vegas Raiders vs Indianapolis Colts at Lucas Oil Stadium

Timeout #3 by IND at 00:39.

3-3-IND 17 (:39) J.Jacobs left guard to IND 15 for 2 yards (B.Okereke, D.Buckner).

Timeout #2 by LV at 00:02.

4-1-IND 15 (:02) D.Carlson 33 yard field goal is GOOD, Center-T.Sieg, Holder-A.Cole.

LV 23 IND 20, 10 plays, 60 yards, 1:56 drive, 15:00 elapsed

END OF QUARTER

	Score	Time	First Downs				Efficiencies	
		Poss	R	P	X	T	3 Down	4 Down
Las Vegas Raiders	23	5:17	0	5	0	5	1/3	1/1
Indianapolis Colts	20	9:43	2	1	1	4	2/4	0/0

Miscellaneous Statistics Report

Las Vegas Raiders vs Indianapolis Colts

1/2/2022 at Lucas Oil Stadium

Ten Longest Plays for Las Vegas Raiders

Yards	Qtr	Play Start	Play Description
42	4	2-9-LV 39	(14:03) D.Carr pass deep left to Z.Jones to IND 19 for 42 yards (G.Odum).
26	2	1-10-LV 43	(6:17) D.Carr pass deep middle to Z.Jones to IND 31 for 26 yards (G.Odum).
24	4	3-10-IND 48	(:54) (Shotgun) D.Carr pass deep right to H.Renfrow for 48 yards, TOUCHDOWN [K.Turay]. The Replay Official reviewed the runner was not down by contact ruling, and the play was REVERSED. (Shotgun) D.Carr pass deep right to H.Renfrow to IND 24 for 24 yards (K.Moore) [K.Turay].
19	3	3-3-LV 11	(3:27) (Shotgun) D.Carr pass short middle to J.Richard to LV 30 for 19 yards (G.Odum).
14	1	2-4-LV 31	(14:25) (Shotgun) D.Carr pass short middle to H.Renfrow to LV 45 for 14 yards (D.Leonard).
14	4	1-10-LV 38	(1:08) (No Huddle, Shotgun) D.Carr pass short middle to Z.Jones to IND 48 for 14 yards (R.Ya-Sin).
13	3	2-10-LV 30	(2:38) (Shotgun) D.Carr pass short left to Z.Jones pushed ob at LV 43 for 13 yards (X.Rhodes).
12	2	3-13-IND 34	(4:10) (Shotgun) D.Carr pass short left to H.Renfrow to IND 22 for 12 yards (D.Odeyingbo).
11	1	1-10-IND 28	(10:01) (Shotgun) D.Carr pass short right to J.Jacobs to IND 17 for 11 yards (K.Willis, R.Ya-Sin).
11	1	3-10-IND 35	(1:27) (Shotgun) D.Carr pass short left to Z.Jones to IND 24 for 11 yards (I.Rodgers).

Ten Longest Plays for Indianapolis Colts

Yards	Qtr	Play Start	Play Description
45	3	1-10-LV 45	(11:38) C.Wentz pass deep right to T.Hilton for 45 yards, TOUCHDOWN.
24	2	1-10-IND 47	(12:56) J.Taylor left tackle ran ob at LV 29 for 24 yards (D.Deablo).
18	2	2-6-IND 29	(13:36) (Shotgun) J.Taylor right guard to IND 47 for 18 yards (R.Teamer).
17	2	2-5-IND 45	(1:30) (No Huddle, Shotgun) C.Wentz pass deep right to M.Allie-Cox to LV 38 for 17 yards (R.Teamer).
14	3	1-5-IND 30	(15:00) J.Taylor left end pushed ob at IND 44 for 14 yards (D.Deablo).
12	2	1-10-LV 13	(:19) (Shotgun) C.Wentz pass short middle to M.Pittman to LV 1 for 12 yards (D.Deablo).
12	4	2-15-IND 30	(8:42) (Shotgun) C.Wentz pass short right to M.Pittman to IND 42 for 12 yards (R.Teamer).
9	3	2-6-LV 47	(7:10) (Shotgun) J.Taylor left end to LV 38 for 9 yards (N.Hobbs, T.Moehrig).
8	2	2-17-LV 36	(11:04) (Shotgun) C.Wentz pass short right to M.Pittman to LV 28 for 8 yards (R.Teamer, D.Leavitt).
8	2	1-10-LV 25	(:41) (Shotgun) C.Wentz pass short middle to Z.Pascal to LV 17 for 8 yards (D.Perryman).

Touchdown Scoring Information

		Offense	Defense	Special Teams
VISITOR	Las Vegas Raiders	2	0	0
HOME	Indianapolis Colts	2	0	0

Player Scoring Information

Club	Player	TD	Rush TD	Rec TD	KO TD	Punt TD	Int TD	Fum TD	Misc TD	FG	XP	2Pt Rush	2Pt Rec	Sfty	Points
LV	D.Carlson	0	0	0	0	0	0	0	0	3	2	0	0	0	11
LV	J.Jacobs	0	1	0	0	0	0	0	0	0	0	0	0	0	6
LV	H.Renfrow	0	0	1	0	0	0	0	0	0	0	0	0	0	6
IND	M.Badgley	0	0	0	0	0	0	0	0	2	2	0	0	0	8
IND	J.Taylor	0	1	0	0	0	0	0	0	0	0	0	0	0	6
IND	T.Hilton	0	0	1	0	0	0	0	0	0	0	0	0	0	6

Possession Detail

	First Half		Second Half		Game	
	Visitor	Home	Visitor	Home	Visitor	Home
Largest Lead	10	0	3	4	10	4
Drives Leading	5	0	0	2	5	2
Time of Possession Leading	11:17	0:00	0:00	4:29	11:17	4:29
Largest Deficit	0	-10	-4	-3	-4	-10
Drives Trailing	0	5	3	2	3	7
Time of Possession Trailing	0:00	11:34	10:41	12:54	10:41	24:28
Times Score Tied Up		0		1		1
Lead Changes		1		3		4

Playtime Percentage

Percent of playtime per player on offense, defense and special teams (Unofficial)

Las Vegas Raiders						Indianapolis Colts					
		Offense	Defense	Special Teams				Offense	Defense	Special Teams	
F Moreau	TE	62 100%		11	42%	B Smith	T	59 100%		4	15%
J Simpson	G	62 100%		5	19%	M Pryor	T	59 100%		4	15%
K Miller	T	62 100%		5	19%	Q Nelson	G	59 100%		4	15%
B Parker	T	62 100%		5	19%	R Kelly	C	59 100%			
A Leatherwood	T	62 100%		5	19%	M Glowinski	G	59 100%			
A James	C	62 100%				C Wentz	QB	59 100%			
D Carr	QB	61 98%				M Pittman	WR	56 95%			
Z Jones	WR	48 77%				J Taylor	RB	42 71%			
B Edwards	WR	46 74%				T Hilton	WR	37 63%			
H Renfrow	WR	43 69%		5	19%	M Alie-Cox	TE	34 58%		9	35%
J Jacobs	RB	38 61%				Z Pascal	WR	34 58%		6	23%
D Jackson	WR	16 26%				A Dulin	WR	28 47%		17	65%
D Helm	TE	13 21%		12	46%	J Doyle	TE	22 37%			
J Richard	RB	13 21%				N Hines	RB	21 36%		2	8%
P Barber	RB	11 18%		5	19%	K Granson	TE	14 24%			
S Smith	FB	8 13%		10	38%	D Patmon	WR	4 7%			
M Mariota	QB	5 8%				D Pinter	G	2 3%		4	15%
T Johnson	WR	4 6%		7	27%	D Jackson	RB	1 2%		5	19%
N Bowers	TE	4 6%		5	19%	G Odum	FS		62 100%	21	81%
R Teamer	CB		59 100%	14	54%	K Willis	SS		62 100%	10	38%
T Moehrig	FS		59 100%	9	35%	K Moore	CB		62 100%	5	19%
C Hayward	CB		59 100%	1	4%	D Leonard	LB		62 100%	5	19%
D Deablo	LB		49 83%	1	4%	B Okereke	LB		62 100%	5	19%
N Hobbs	CB		47 80%	11	42%	D Buckner	DT		48 77%	9	35%
M Crosby	DE		47 80%	5	19%	A Muhammad	DE		46 74%		
Y Ngakoue	DE		47 80%	1	4%	K Paye	DE		46 74%		
D Perryman	LB		44 75%			R Ya-Sin	CB		45 73%	7	27%
D Trufant	CB		34 58%			G Stewart	DT		35 56%	9	35%
Q Jefferson	DT		31 53%	5	19%	I Rodgers	CB		32 52%	12	46%
S Thomas	DT		31 53%	4	15%	X Rhodes	CB		32 52%		
D Philon	DT		31 53%	3	12%	I Rochell	DE		18 29%	7	27%
K Wright	LB		27 46%	1	4%	D Odeyingbo	DE		17 27%		
B Facyson	CB		25 42%	12	46%	T Stallworth	DT		16 26%	5	19%
D Square	NT		25 42%	1	4%	K Turay	DE		13 21%		
C Ferrell	DE		12 20%	6	23%	Z Franklin	LB		11 18%	22	85%
M Koonce	DE		12 20%	4	15%	C Williams	DT		9 15%		
D Leavitt	FS		10 17%	21	81%	E Speed	LB		4 6%	17	65%
M Lee	LB			21	81%	M Adams	LB			22	85%
K Wilber	LB			20	77%	J Glasgow	LB			17	65%
K Nixon	CB			16	62%	R Sanchez	P			14	54%
T Gillespie	SS			14	54%	W Redmond	SS			13	50%
D Carlson	K			10	38%	J Addae	FS			10	38%
A Cole	P			7	27%	K Nelson	LS			9	35%
T Sieg	LS			7	27%	J Davenport	T			4	15%
C Littleton	LB			6	23%						

J Eluemunor	G	5	19%	T Carrie	CB	4	15%
N Martin	C	5	19%	M Badgley	K	4	15%

LAS VEGAS REVIEW-JOURNAL

Raiders win away from hard-to-believe late run to playoffs

By Vincent Bonsignore

January 2, 2022

INDIANAPOLIS — It didn't much matter to Derek Carr whether people were actually listening when he continually insisted this version of the Raiders was different than its predecessors over the last few years.

The woeful recent history of the franchise he quarterbacked meant validation would only arrive through action, not words.

Official confirmation is still pending. But the events that unfolded on Sunday that guided the Raiders to an exhilarating 23-20 win over the Indianapolis Colts is as compelling evidence as any that Carr might be onto something.

"No matter how we have to do it, we're finding a way to do it," Carr said. "Because we have the right kind of guys."

Playing on the road in a loud venue against a playoff-worthy team in a must-win situation, the Raiders (9-7) survived a roller-coaster ride to win their third straight game. By the time Daniel Carlson capped off the 29th game-winning drive of Carr's career with a 33-yard field goal as time expired, the Raiders found themselves one game away from their first playoff appearance since 2016.

A win next week over the Los Angeles Chargers will make it official.

The position they have fought their way into almost defies explanation given all the trials and tribulations the Raiders have gone through this year. That includes the touch-and-go week they just survived in which a good chunk of their defense was in COVID-19 protocol and didn't get official clearance to play until a few hours before kickoff.

Yet there they were on Sunday, many of them gasping for air as they fought through conditioning issues, making all the necessary plays to make sure the Raiders returned home to Las Vegas with control of their postseason hopes.

"As far as cardio and endurance, it was tough for me today," admitted linebacker Denzel Perryman, whose seven tackles played a big role in making sure Colts running back Jonathan Taylor didn't run all over the Raiders. "I came out a couple of times, I really couldn't breathe."

It didn't deter him from providing the Raiders exactly what they needed.

"Regardless of the ups and downs, the ebbs and flows during the game, I think you could see the energy from all the players," Raiders interim head coach Rich Bisaccia said. "Whether it was the offensive side or defensive side, just pulling for their brothers in there and never took a step back the entire game."

That represents a seismic change from previous seasons when, frankly, the Raiders were incapable of standing up to the difficulty of late-season NFL football.

They stood up on Sunday, surviving the damage of another late first-half stumble that gifted the Colts' fresh life and a pair of interceptions by Carr to overcome a 17-13 lead Indianapolis took into the fourth quarter.

That comeback included a gutsy decision by Bisaccia to go for it on fourth-and-two from the Colts 11-yard line — leading to Carr's go-ahead touchdown throw to Hunter Renfrow to make it 20-17 — a critical stop by the defense to limit the Colts to a game-tying field goal with just under two minutes left. And finally, the 10-play, 60-yard drive orchestrated by Carr in which his off-schedule throw to Renfrow on third-and-10 pushed the Raiders into field goal position for Carlson's game-winner.

"Two years ago, who knows if we would have won this game," said Renfrow, who finished with seven catches for 76 yards to secure the first 1,000-yard season of his career.

The progress that represents can't be understated.

"I think it's very important," said Zay Jones, who finished with eight catches for 120 yards. "Just building the foundation of what was started in years past and to see it come to fruition, where we're at now."

The job isn't finished, of course. The biggest game in recent franchise history looms next weekend in Las Vegas. But despite it all, the Raiders have fought for their right to control their own destiny in the last regular-season game of the year.

3 quick takeaways from Raiders-Colts game

By Mark Anderson

January 2, 2022

Three takeaways from the Raiders' 23-20 victory over the Colts on Sunday in Indianapolis:

1. Aggressive beats conservative

The Raiders played to win and the Colts not to lose, and that was the difference.

Facing a fourth-and-2 at the Colts' 11-yard line in the fourth quarter, the Raiders went for it and converted when Derek Carr hit Hunter Renfrow for the touchdown and 20-17 lead.

The Colts drove deep into Raiders territory, but back-to-back conservative plays brought out the kicking unit to tie the game at 20.

The Raiders then drove into field goal range and won on Daniel Carlson's 33-yard kick.

2. Leaving points on the board

The Raiders had a tremendous drive to open the game, going 75 yards on 12 plays to take a 7-0 lead, and they had plenty of chances to really build on that early advantage and take control.

But the Raiders squandered their share of opportunities to do that.

Renfrow's 41-yard punt return late in the first quarter put the Raiders at the Colts' 35-yard line, but the drive quickly went nowhere, resulting in a field goal.

Late in the second quarter, the Raiders drove to the 10. Then Alex Leatherwood was called for a false start, and the offensive line was overwhelmed and Carr sacked. Another Raiders field goal ensued.

Instead of potentially being up 21-3, the Raiders led 13-3. The Colts then drove for a touchdown with a second left to cut their deficit to 13-10 and send the message this indeed would be a dogfight in the second half.

3. Wentz held in check

The major pregame story was the availability of Colts quarterback Carson Wentz, who was on the COVID-19 reserve list. He was activated Saturday, but he didn't make much of an impact, passing for just 148 yards and a touchdown.

Even another 100-yard rushing game by Jonathan Taylor didn't mean much under the circumstances.

Grading Raiders' 23-20 win against Colts

By Ed Graney

January 2, 2022

How the Raiders performed in a 23-20 win against the Colts.

Offense: B

Things were really good at the beginning and end and not so much in the middle. But it was enough. Derek Carr went 24-for-31 passing for 255 yards. His touchdown toss to Hunter Renfrow with over 11 minutes left gave the Raiders a 20-17 lead. Zay Jones was exceptional with eight catches for a career-high 120 yards. Renfrow caught seven balls for 76 yards and the score. Running back Josh Jacobs played most of the game banged up, but still managed a 2-yard scoring run and 63 yards on 16 carries.

Defense: B

This side of the ball was stellar all afternoon, except for allowing a late drive in the first half that led to a Jonathan Taylor score. Taylor, the league's leading rusher, went for 108 yards on 20 carries. Divine Deablo led the Raiders with nine tackles and a pass defended. Roderic Teamer and Darius Philon each added eight tackles. Yannick Ngakoue had the team's lone sack, along with four quarterback hits. Carson Wentz was held to just 148 yards passing. The Colts' quarterback completed just 16-of-27.

Special teams: B

Daniel Carlson has been clutch all season and was again Sunday, nailing the game-winning field goal from 33 yards out as time expired. He made two others — from 47 and 44 yards — but his kickoff out of bounds late in the second quarter gave the Colts life at their own 40. They would score right before halftime and cut the margin to 13-10. Renfrow had a 41-yard punt return in the first quarter, which the Raiders turned into three points and 10-0 lead. A.J. Cole dropped one of his two punts inside the 20-yard line.

Coaching: A

There is no other grade available when you make the season's most important call yet. Rich Bisaccia showed faith in his team and it paid off in the best of ways, going for it on fourth-and-2 from the Indianapolis 11 with 11:24 remaining. Carr then threw the go-ahead touchdown to Renfrow. Gus Bradley's defense continues to be far better than not. Whatever happens with the coaching staff at season's end, the Raiders need to keep Bradley and continue what he has made of the defense.

Graney: Bisaccia's faith in Raiders pays off with critical win

By Adam Hill

January 2, 2022

The man has gone from not understanding how to operate a headset to making the most important decision of a Raiders season. Rich Bisaccia sure is taking this whole interim head coach label to another level.

Someone alert Hollywood. The Raiders are one win from needing a screenplay.

They won again, this time beating the Colts 23-20 at Lucas Oil Stadium on Sunday. It means the Raiders are a victory against the Chargers in a regular-season finale from making the postseason tournament.

Should things go that way — I mean, can you imagine after such a year of drama and roller-coaster emotions? — one play just might define how the Raiders were able to clinch a playoff spot for the first time since 2016.

In making the most significant of calls, Bisaccia chose to be aggressive.

He went for it.

A huge call

The Raiders trailed 17-13 and faced fourth-and-2 from the Colts 11 with 11:24 remaining. While one television analyst suggested it best to remain conservative and kick a field goal to pull within one, Bisaccia kept his offense on the field.

Derek Carr was forced to scramble right, eventually aiming a pass to the end zone and wide receiver Hunter Renfrow. The latter hauled in the attempt and the Raiders had the lead.

Huge call. Even better execution. A 20-17 advantage.

How the main participants saw it ...

Bisaccia: "We came into the game with the mentality that if we got ourselves into fourth-and-2 or fourth-and-1 situations, we thought we had a good enough package. When (Carr) has the ability to step up like that and move himself around and create, he did a good job with it."

Carr: "I was like, 'Hey, let's go. We'll get it.' We felt good in what we were seeing. Another off-schedule play. Don't throw the ball across your body, kids. But sometimes it works."

Renfrow: "Zay (Jones) was coming in and going back out on his (route). We were trying to get the ball to him. I just came open late. Derek did a good job of going through his reads and extending the play."

Those who believe analytics the be-all-end-all of such decisions won't consider Bisaccia's call that gutsy. Not at all. While it's true numbers would suggest going for it would almost always be the correct decision, you're still talking about an interim coach trying to get his team to the playoffs.

It's not as easy a move as many might believe.

The caretaker

The 61-year-old special teams coordinator was named interim head coach by owner Mark Davis in the wake of Jon Gruden resigning following the unearthing of several insensitive emails over a seven-year period.

That was mid-October, when after his first game leading the team, Bisaccia said his biggest issue was figuring out how to use the headset.

"Back in the day, we didn't have all those buttons," Bisaccia said following that 34-24 win at Denver.

He was more caretaker than anything, doing his best to hold together a team and not allow a season to implode.

Bisaccia immediately put faith in coordinators Greg Olson (offense) and Gus Bradley (defense) to handle their sides of the ball as he oversaw the program. That part hasn't changed.

Now, winners of three straight, the Raiders can almost touch a playoff berth.

"We have to fight," linebacker Denzel Perryman said. "We know what's at stake. We know what happens if we win. Right now, it's literally about fighting."

They are in such a position for many reasons, none bigger than this: Their head coach, interim or not, showed some serious faith in his team at the most critical of times.

I have to believe his headset was working when he did so.

Perryman gets off sick bed to lead spirited Raiders defense

By Vincent Bonsignore

January 2, 2022

INDIANAPOLIS — Denzel Perryman isn't about to sugarcoat it, COVID-19 delivered a couple of Mike Tyson-like body blows to the Raiders' Pro Bowl linebacker during the week leading up to Sunday's 23-20 win over the Indianapolis Colts.

"You know, this COVID thing is real," Perryman said.

Just as a handful of other Raiders teammates did over the days leading up to the must-win game, Perryman spent nearly the whole week in quarantine. Unable to physically attend practice, he and those teammates spent the week on zoom calls with coaches while locked up in their homes. But lest you think it was merely a free get-out-of-work pass, think again.

"I was shaking for like the first two days," said Perryman, who added the rest of the week meant dealing with a persistent cough.

All of which made what he did on Sunday all the more impressive. After getting game-day clearance to suit up, Perryman set aside conditioning woes and the ankle injury he has been dealing with to play a lead role in defending Colts star running back Jonathan Taylor and holding Indianapolis to 20 points.

That his seven tackles and spirited hustle occurred while he was gasping for air at various points of the game not only earned him respect from his peers, it inspired them as well.

"It's unbelievable," Raiders quarterback Derek Carr said. "You could tell he was running and making tackles and taking a knee a little bit longer than he usually does. The fight, that's why he's a Pro Bowler."

Perryman had to take himself out of the game from time to time when breathing became difficult. Just as he learned all week, getting through the situation became as much a mental challenge as it was a physical one.

"You just got to really adjust, just got to adjust, man," Perryman said.

That included the possibility of not being able to play in the biggest game of the season. In fact, Perryman braced for that exact scenario more than a few times last week. "I didn't think I was going to play," he said.

That changed as game-day drew closer and he started feeling better. Perryman, along with fellow linebackers Cory Littleton and K.J. Wright, arrived in Indianapolis Saturday night and immediately hooked up with linebackers coach Richard Smith to get up to speed on the game plan.

"I think it might have been marathon meetings with those guys to get caught up," Raiders interim head coach Rich Bisaccia said.

All of which culminated with the third-down stand the Raiders made late in the fourth quarter to hold the Colts to a field goal. The Raiders led 20-17 at the time, and a Colts first down could have led to a game-winning winning touchdown. At the least, it would have given the Colts a fresh set of downs with which to bleed the clock before kicking the game-tying field goal.

Perryman and the Raiders' defense had other ideas. They wanted to get the ball back to Carr and the offense with enough time to win it.

"That last third down, I don't know who it was, everybody was saying give it all you got," Perryman said, even though the effects of the last week were still wreaking havoc.

"I was like, shoot, I can barely breathe myself right now," he remembers thinking.

Nevertheless, he and the defense stopped the Colts short of a first down. That gave Carr and the offense enough time to drive 60 yards for the game-winning field goal.

"Just fighting and giving it your all," Perryman said.

Derek Carr gets creative in guiding latest comeback victory

By Adam Hill

January 2, 2022

INDIANAPOLIS — The drive Derek Carr led for a last-second field goal to beat the Colts 23-20 on Sunday at Lucas Oil Stadium was the 29th game-winner of his NFL career.

He engineered far more than that as a youngster in the backyard.

"I'm not going to lie to you, when I was a kid that was all I practiced," he said after helping keep the Raiders in control of their playoff destiny. "You can ask my dad, my mom and my brothers. When I was a kid, I would go outside for like three hours and I'd just count myself down on the clock and shoot the last shot or throw the last pass or catch the last pass. I always just loved that moment, if I'm honest."

His passion for the dramatic is a possible reason he was so drawn to a certain NBA legend as one of his favorite athletes.

"Maybe that's why I love Kobe so much. He would always want that shot at the end," Carr said. "My heart and my mind are just wired to love those moments. Whenever we get in those moments, seeing the confidence on my teammates' faces knowing we can do this, it's a cool thing for me."

What was cool for his coach was the creativity Carr displayed throughout Sunday's victory. On the game's most pivotal play, he ducked under an oncoming blitz and stepped up in the pocket before deftly dropping a pass on the run over Pro Bowl cornerback Kenny Moore and into the hands of Hunter Renfrow.

"The thing I thought was really exciting about him today was he had some creative plays in some big situations," interim coach Rich Bisaccia said. "He's always thrown the ball well on the run and he's certainly athletic. Anytime he has the ability to step up and create like that, he's made big plays for us."

Carr didn't have an official rushing attempt, but he moved effectively in the pocket and on the run to escape while he kept his eyes up field and made some of the biggest plays of the game after the original read wasn't there.

"I'm not going to rush for 100 yards, but I can create and extend the play a little longer when I get outside," he said. "With the game on the line like that, I'm just trying to keep every play alive as long as I can."

Renfrow took full advantage, finishing with seven catches for 76 yards. His touchdown catch on a fourth-down play early in the fourth quarter gave the Raiders the lead.

Zay Jones busted out with eight catches for 120 yards.

"Derek has a game that has evolved in my eyes as far as being able to get out of the pocket and scramble and find someone," Jones said. "The play with Hunter toward the end just shows a lot about who he is as a quarterback."

Of course, Carr's not opposed to playing the position more traditionally at times.

"I kind of like reading a defense and shredding them too," he said. "That's fun. I'm just trying to do my best to complete every pass every time I throw it."

He wasn't perfect, but he was more than good enough on Sunday. Carr threw for 255 yards and a touchdown while completing 24 of 31 attempts, though he was intercepted twice.

The only stat that mattered was the one victory added to the win column.

Carr's performance, and his off-schedule plays, was a major reason for it.

"Those are the plays you see so many of those great quarterbacks make and I'm not putting my name in there, but you see Aaron (Rodgers) make them, you see Patrick (Mahomes) and those guys," he said. "Those are plays that aren't drawn up. That's your receivers keeping plays alive and helping you out by making plays on the ball. ... We don't do it every play, but for the most part whenever we can do that stuff, it opens up our offense and it helped us win a football game today, that's for sure."

Milestone meaningful for Raiders' Hunter Renfrow

By Adam Hill

January 2, 2022

INDIANAPOLIS — Hunter Renfrow isn't driven by numbers and often deflects individual attention in favor of team success.

He admitted, though, that there was something special about surpassing 1,000 yards for the season with his 7-catch, 76-yard performance in Sunday's win over the Colts at Lucas Oil Stadium.

"It's incredible," Renfrow said after the game. "I'm not going to lie that did kind of seem out of the realm of possibility coming in as a rookie. I never had 600 yards in college. I just wanted to go out and be the best receiver I could be and give us a chance to win."

If the Raiders do win their season-finale over the Chargers and make the playoffs, chances are Renfrow will be a major factor. He certainly was on Sunday.

He caught a touchdown pass on a fourth-down play early in the fourth quarter and then hauled in a long pass on third-and-10 to set up the game-winning field goal.

Interim coach Rich Bisaccia is running out of ways to talk about Renfrow's importance to the team.

"The question keeps coming up and it comes up for a reason," Bisaccia said. "He makes big plays in big situations and he's done it his whole career. He did it at Clemson and now he's doing it in the National Football League. I can't say enough about the chemistry between him and Derek and his ability to understand the field and get himself in open positions."

Redemption

Kicker Daniel Carlson made a rare mistake at the end of the first half when he kicked off out of bounds and gave the Colts great field position on a touchdown drive just before the intermission.

He atoned for the mishap with the game-winning field goal as time expired.

"That was just a mishit," Carlson said after the game. "I'm sure I'll get yelled at a little bit by Rich on that one, but hopefully not as much because of the result there at the end. It's tougher losing after mistakes like that, but it's something I have to keep working on. We all have areas we can clean up."

While Bisaccia pointed to the kickoff as one of the mistakes that led to a poor finish to the first half, he never had a doubt about his kicker booting the game-winner through the uprights from 33 yards out.

"He plays like he practices," said Bisaccia, the team's special teams coordinator. "I don't think much about it when he goes out there. We have a really good battery and our guys have done a really good job in protection up front. He has the mindset that even if he has a bad play before, like the kickoff, he's able to come back and put himself in the mindset to help our team win. I think the whole team has total confidence in Daniel."

Carlson has now made game-winning kicks on the final play of four Raiders' victories this season, including three times in the last six games.

"It's been an exciting season," he said. "A lot of close games, which is how it's supposed to be. Huge team win that wasn't always pretty, but we found a way to win and did it with a last-second kick again."

LAS VEGAS SUN

How Hunter Renfrow delivered Raiders to being one win away from playoffs

By Case Keefer

January 3, 2022

Hunter Renfrow rolled the ball out of his right hand like a pair of dice, a gesture that wound up ironic given what the catch that led to the celebration Sunday afternoon in Indianapolis ultimately signified.

The play, initially called a touchdown before replay ruled Renfrow down after a 24-yard catch, led to a 23-20 Raiders victory over the Colts and eliminated all chance and uncertainty from Las Vegas' playoff positioning. The ensuing game-winning 33-yard field goal from Daniel Carlson that Renfrow's reception set up means all the Raiders must do is beat the Chargers next week at Allegiant Stadium to prolong their season.

"We put ourselves in good position to win next week and go into the playoffs," Renfrow said. "That's what we all talked about from the beginning — just give us a chance to dance."

Las Vegas has received major contributions all over the roster during a three-game win streak to unexpectedly revive its season, but there's arguably been no one more valuable than "the Slot Machine." That's the nickname that's been thrust upon Renfrow, the diminutive third-year veteran who's repeatedly stepped up and filled a void in the Raiders' receiving corps.

Las Vegas quarterback Derek Carr needed a new go-to option after tight end Darren Waller went down with an injury in the first half of a Week 12 win over Dallas, and he's found it in Renfrow. Having already joined Tim Brown and Jerry Rice as the only Raiders' receivers to ever catch 90 passes in a season in a win last week against Denver, Renfrow joined more exclusive company with his seven-catch, 76-yard performance against the Colts.

He's now a catch away from becoming the third Raider with 100 receptions on the year and nine grabs from breaking Waller's single-season record from a year ago. Renfrow also crossed the 1,000-yard milestone, becoming the 17th receiver in the NFL to do so this season.

"I've never really gauged myself off yards or catches or anything like that, but I'm not going to lie you, that did seem kind of out of the realm of possibilities coming in as a rookie," Renfrow said. "I never had 600 yards in college so I just wanted to go out there and be the best receiver I can be and give us the best chance to win."

Sunday was one of his finest examples of that, as the aforementioned final catch would have been his second touchdown on the day. He came through on a similarly "off-schedule play," as Carr describes them, early in the fourth quarter to give Las Vegas a 20-17 lead.

The Colts flushed Carr out of the pocket on a fourth-and-2 play from the 11-yard line, and he scrambled right to find Renfrow improvising and cutting through the end zone.

"He makes big plays in big situations, and he's done it his whole career," interim coach Rich Bisaccia said of Renfrow. "He did it at Clemson and now he's doing it in the National Football League. I can't say enough about the chemistry between him and Derek and his ability to understand the field, get himself in open positions regardless of if we're creating or it's on time."

Carr had to “create” a lot against the Colts as the home team’s defensive backs lived up to their reputation for tight coverage. That included Renfrow’s catch at the end of the game, which may stand as the Raiders’ biggest play of the year.

It was 3rd-and-10 from the 48-yard line with the game tied at 20-20 and 52 seconds remaining. The Raiders’ offensive line played much better for the second straight week but right tackle Brandon Parker was overmatched by a stunt from All-Pro linebacker Darius Leonard on the play.

Parker fell over, forcing Carr to have to sidestep Leonard and look downfield in a split-second with more pressure incoming.

“I saw Hunter and he stayed with me just like he did on the touchdown,” Carr recalled.

The pass wasn’t perfect but Colts Pro Bowl cornerback Kenny Moore misjudged it and cheated up for a possible interception, giving Renfrow room to leap up and grab the ball. Renfrow slid down at the 24-yard line, but having neither felt any contact nor seeming to have been touched, climbed back up and sprinted into the end zone.

The celebration commenced for everyone except the field goal unit, which started to assemble for the point-after attempt.

“I thought Hunter was in for the touchdown, but it actually probably worked out better,” Carlson said.

The video review revealed Moore slid a couple fingers on Renfrow’s cleat to overturn the call, which allowed the Raiders to run down the clock and trot Carlson out for his fourth game-winning field goal of the season.

“A 33-yard field goal, the same PAT I thought I was about to kick,” Carlson noted.

The field goal also gave Carr the 29th game-winning drive of his career, tied with Tom Brady for the most in the NFL since his rookie season in 2015. But this one wasn’t Carr’s usual standard of stepping up in the pocket to “shred” defenses, a setup he admits he typically prefers.

He had to find open space to throw, and the decisive play to Renfrow wasn’t the only example. The two-minute drive’s second-biggest gain came on a 14-yard pass to Zay Jones — who led the team with eight catches for a career-high 120 yards — where Carr was also on the run.

Bisaccia said it was part of the game plan for Carr to be aggressive and use his athleticism. Carr cited watching top-tier peers like the Packers’ Aaron Rodgers and the Chiefs’ Patrick Mahomes as an influence.

“Those are the plays that are not drawn up,” Carr said. “It’s just your receiver staying alive and helping you out and making plays on the ball. For me, I’ve watched (Rodgers and Mahomes). You try to take things from everybody and learn from them.”

Despite Carr’s late heroics, it wasn’t his best day. He efficiently completed 24 of 31 passes for 255 yards, but also threw a pair of interceptions.

A gutsy performance from the Raiders’ defense kept the Colts from scoring any points off of either takeaway. Las Vegas’ entire starting linebacking corps missed practice all week with COVID-19, and at least in the case of Pro Bowl middle linebacker Denzel Perryman, it wasn’t the asymptomatic variety.

Perryman said he was shaking and sick for two straight days at the start of the week before improving enough to play under the NFL's revised pandemic protocols.

"It was more of a mental week for me," he said. "As far as cardio and endurance, I came out a couple times today because I really couldn't breathe. You've just got to adjust, and I feel like that was my biggest thing."

Adjusting is something Renfrow has done better than anyone on the roster this season. He came into the season known as the slot receiver whom the Raiders relied upon when they needed a third-down conversion.

He still lines up on the inside and the game-changing play against the Colts was appropriately on third-down, but he's become so much more than "Third-and-Renfrow." He's become the focal point of the offense during a three-game win streak that has the Raiders on the verge of the playoffs.

"Every game for the last month has been a playoff game for us and I don't think anything changes this week," Carr said. "We've got to move on. We have a really good team that beat us the last time we played them so hopefully we can flip that this time."

THE ATHLETIC

Tafur: Derek Carr and the Raiders sidestep pressure to win ugly again — and he loves it

By Vic Tafur

January 2, 2022

Well, well, well ... here we are.

The Raiders will host a play-in to the playoffs game next Sunday night against the Chargers, thanks to the 29th game-winning drive of Derek Carr's career on Sunday.

Carr overcame two interceptions and dropped in a perfect 24-yard pass to Hunter Renfrow to set up Daniel Carlson's game-winning field goal in the 23-20 win over the Colts in Indianapolis. The 9-7 Raiders have won three straight games by a combined nine points, and they have done it with an energetic defense, a reborn running game and a more adventurous Carr making the throws he has to.

He escaped pressure and kept plays alive with his legs, including an earlier touchdown to Renfrow plus the game-winning throw, and somewhere in Tampa, former coach Jon Gruden was smiling.

"Yeah, Derek did a good job extending the play. I know a lot of people have been on him about that," Renfrow said.

Gruden definitely was before his resignation. He always used to say something Carr has been yelling for weeks now — that this Raiders team is different than previous seasons, in resolve and togetherness.

Is Sunday's win another example?

"Yeah, I think so," Carr said. "We still have one more to go, but we're finishing better, right? I think that's two or three in a row, and at the end of the year, that's all we've talked about. That's all we talked about before the season.

"For whatever reason, we have adversity this season, we have adversity in the games. It's almost like, 'Gosh, can we get a break here or there?' But we'll take the wins, trust me. No matter how we have to do it, we're finding a way to do it because we have the right kind of guys and there's never been a doubt."

At one point this season, the Raiders were 6-0 in games in which Carr threw for more than 300 yards and 0-7 when under 300 yards. But now, without Henry Ruggs III and Darren Waller, Carr has won three straight while averaging 231 yards passing and throwing a combined three touchdowns against four interceptions.

Sunday, Carr used his feet to get one step closer to his first playoff appearance. (He was injured in 2016 and had to watch Connor Cook under center.)

"When (Carr) has the ability to step up, when he gets a clean window and everything, he steps up," interim coach Rich Bisaccia said. "Today he got himself flushed out of there a couple of times to the right; he's always thrown the ball well on the run.

"Any time Derek has the ability to step up and create like that, he's made big plays for us."

Once Carr leaves the pocket, Renfrow changes his route and looks for a spot of turf he knows Carr will look for also. It comes from hundreds of hours playing catch. (And, yes, from playing the Madden NFL video game a bunch as well. The Raiders wore a decal on their helmets to honor John Madden, their former coach and the broadcasting and video game legend who died Tuesday.)

"It's all about the first step, and if you can see it right before the DB does and Derek can find you, then you have a good formula for success there," Renfrow said. "Derek did that, the O-line did a good job of extending the play and letting us extend it, and Derek found me. It was a good job by him."

Gruden was constantly on Carr about keeping plays alive and finding receivers in the three-plus years of his second Raiders tenure, and Bisaccia and offensive coordinator Greg Olson have continued to carry the torch.

"The thing I thought was really exciting about him today was that he had some creative plays in difficult situations," Bisaccia said.

Carr has always done well in late-game situations, and this late-season push has been harder without Ruggs and Waller — the tight end missed his fifth straight game Sunday — and an offensive line that struggled until the past few weeks.

"When the game's on the line like that, I'm just trying to keep every play alive as long as I can," Carr said. "Just trying to extend the play and create. I'm not going to go out and rush for 100 yards, but I can create and extend the play a little bit longer when I get outside and things like that."

On the game-winning drive, Carr and Renfrow converted on a third-and-10 play they ended up happy to have reversed from a touchdown. Renfrow went down after the over-the-shoulder catch and got up and ran the other 24 yards for a score, but the replay booth said Colts cornerback Kenny Moore had touched his shoe. This allowed the Raiders to run off the last 48 seconds before Carlson's field goal at the buzzer.

"Hunter stuck with me again and kept running and made a heck of a catch, and they touched his shoe, which actually ended up helping us because then they had to use their timeouts, so it was actually a good thing," Carr said.

Carr had thrown two interceptions: one on an underthrown lob deep to DeSean Jackson and the other on an ill-advised throw against the grain when he was scrambling right. Linebacker Darius Leonard read it all the way and stepped in for an easy pick.

"Don't throw the ball against your body, kids," Carr said after the game in a teaching moment for young viewers.

Carr is definitely taking more shots this season. He has now thrown five interceptions on throws 25 yards or more downfield, which is tops in the NFL. This after he had only three such interceptions in his previous three seasons combined, according to ESPN.

Blame the Raiders defense.

And Carr's faith in it.

He undoubtedly takes more chances now because he has faith in the defense to get him the ball back.

And though the stats aren't always pretty, he couldn't care less. It's all about winning the game, and Carr's teammates and coaches know he is at his best at the end of the half and games.

"We've got a lot of confidence in ourselves in a two-minute situation," Bisaccia said. "We have a lot of confidence in Derek to do that each time he's out there."

Bisaccia also felt good about Carr in fourth-down situations, as his touchdown throw to Renfrow to put the Raiders up 20-17 came on fourth-and-2. Bisaccia, coaching for a playoff spot and a chance to remove the "interim" from his job title, wanted no part of a field goal that would have brought the Raiders to within a point down with 11 minutes to go.

"We came into the game with a little bit of the mentality that if we got ourselves in fourth-and-2 or fourth-and-1 situations, we thought we had a good enough package where we could do some of those things," Bisaccia said. "So, he has the ability to step up like that and move himself around a little bit and put himself in a position to create, whether it's third down, fourth down, whatever."

"I thought against a formidable front, our offensive line pulled up today and did a heck of a job and protected him for the majority part of the day."

The line and Josh Jacobs made the Colts at least worry about the run, which also helped Carr find Renfrow and Zay Jones. And the Raiders were able to score more than 17 points in a game for the first time since Thanksgiving.

No one is going to care, as Carr says, that the Raiders lost their play caller in Gruden in October, their No. 1 receiver in Ruggs in November and then their best offensive player in Waller for all of December because of back, knee and COVID-19 issues.

"No one's going to come feel sorry for you," Carr said. "No one's going to come pat you on the back and tell you it's going to be OK. It's not OK. We have to win. And I think it's that mentality that we keep speaking into existence that when things happen — if I throw a pick, the defense doesn't care. They don't even blink. They go out, and they don't even let points happen. It's unbelievable."

"There's been years in the past where if I turned it over one time, the game might get out of hand."

This season's team is obviously different. I mean, just look at the Raiders' winning record — only the second one since 2002. And now they have a chance at a playoff spot and presumably bringing back Bisaccia and general manager Mike Mayock.

"As long as we have a chance at the end of the game, we'll always take those chances, man," Carr said. "We feel good about them."

'I don't think they blinked': Raiders keep playoff hopes alive with win over the Colts

By Tashan Reed

January 2, 2022

It would've been easy for the Raiders to get rattled. Late in the first half Sunday, after they settled for a field goal following an untimely false start and Derek Carr sack, the Colts put together a 60-yard drive to make it a three-point game before halftime. The ensuing fluke T.Y. Hilton touchdown catch and bad Carr interception suddenly had the Raiders trailing. They were on the ropes, facing a deficit on the road in a hostile environment with their postseason hopes on the line and in danger of losing control. Despite all that, they didn't crumble. "I don't think they blinked," interim coach Rich Bisaccia said after the 23-20 victory. "Really, it's a credit to the way those men are attacking every day."

As has been the case throughout this endlessly tumultuous campaign, the Raiders responded. They took the lead early in the fourth quarter on a Hunter Renfrow touchdown, limited Indianapolis to a game-tying field goal, then set up Daniel Carlson for a 33-yard field goal as time expired. The win keeps the Raiders alive in the playoff hunt and a victory next week at Allegiant Stadium over the Chargers would send them to the playoffs for the first time since 2016. The NFL announced that game will be played on "Sunday Night Football" at 5:20 p.m.

"We had a lot of adversity this year," Renfrow said. "It's one thing to come in after a loss and say, 'We're built of the right stuff. We have a lot of character. We have a lot of guys in the locker room.' But it feels good to come out and really have some proof that we are. All we need to do now is win next. We've put ourselves in a good chance to win next week and we're in the playoffs."

"That's what we've all talked about since the beginning: Just give a chance in the dance."

The win also secured the Raiders' first winning season since 2016 and gives them three straight victories — all over fellow playoff contenders — since their 48-9 loss to the Chiefs in Week 14 that seemed to end their postseason hopes.

"We still have one more to go, but we're finishing better," Carr said. "At the end of the year, that's all we've talked about. That's all we talked about before the season. For whatever reason, we've had adversity this season, we've had adversity in the games. It's almost like, 'Gosh, can we get a break here or there?' But we'll take the wins. No matter how we have to do it, we're finding a way to do it because we have the right kind of guys. And there's never been a doubt. ... Nobody cares. We have a bunch of guys that believe that and just keep going."

Here are five takeaways from the Raiders' win.

1. Derek Carr was clutch

The final stat line isn't anything crazy — Carr completed 77.4 percent of his passes for 255 yards, one touchdown and two interceptions — but the quarterback played at a high level when it mattered most. In the fourth quarter, Carr completed 8-of-10 passes for 111 yards, threw a touchdown to Renfrow on a crucial fourth-and-2, averaged 11.1 yards per attempt and avoided committing any turnovers. With the game tied at 20 and 1:56 remaining in the game, offensive coordinator Greg Olson put the game in Carr's hands.

Carr completed three straight passes to start the drive: a 9-yard completion to Foster Moreau, a 4-yard dump off to Josh Jacobs and a 14-yard strike to Zay Jones. After back-to-back incompletions, the Raiders faced a pivotal third-and-10 at the Colts' 48-yard line with 54 seconds left. Carr dropped back to pass again but initially didn't have anyone open. Rather than panic, Carr evaded a Colts linebacker who got pressure in the backfield, stepped up in the pocket and kept his eyes downfield.

"Derek did a good job extending the play; I know a lot of people have been on him about it," Renfrow said. "(As a receiver) it's all about the first step. If you can see it right before the DB does and Derek can find you, then you're in the running for success there. Derek did that."

Renfrow broke free from his matchup and Carr threw it downfield just before the defenders who were closing in were able to make contact. The ball hit Renfrow right in the hands and the receiver made the catch. He got up and ran the ball into the end zone, but the play was deemed a 24-yard grab after an official review revealed Renfrow's foot was touched by a defender.

The Raiders were essentially just running out the clock from there to set up Carlson's 33-yard field goal, but the drive was carried by the arm of Carr. The often-criticized quarterback delivered and was the driving force behind keeping his team's season alive.

"Those are the plays that you see so many of those great quarterbacks make," Carr said. "And I'm not putting my name in there. You see Aaron (Rodgers) make them all the time, you see Patrick (Mahomes) and those guys. Those are plays that aren't drawn. It's just your receiver staying alive and helping you out and making plays on the ball. For me, I've watched those guys. You try to take things from everybody and learn from them. "Whether it's protection or the routes covered, then you just try and find a couple steps to your right or up the middle or whatever just to make some more time to let someone maybe break off his route and do something else. We did it well today. We don't do it every play, but for the most part whenever we can do those things it opens up our offense. It helped us win a football game today, that's for sure."

2. The defense was strong

There's not much more that could've been asked out of defensive coordinator Gus Bradley's group. They held the Colts to 20 points, 262 total yards and 4.9 yards per play. They played excellent coverage for most of the game as Carson Wentz completed just 16-of-27 passes for 148 yards. Jonathan Taylor rushed for 108 yards and averaged 5.4 yards per carry, but he had to earn every single one of those yards. They held the Colts to 3-of-11 on third downs and only allowed them to make it into the red zone on one possession.

The Raiders' offense committed two turnovers, but the defense responded to force the Colts to punt both times. An argument could be made that those two defensive drives were the most important possessions of the game.

Considering starters Denzel Perryman, Casey Hayward and Darius Philon played without practicing all week because they were on the reserve/COVID-19 list, the effort is even more impressive. From start to finish, the defense not only remained steady but made impact plays. Once again, Bradley's group helped swing the game in the Raiders' favor as the Colts lost for the first time this season when Taylor topped 100 yards. They had been 9-0.

3. Zay Jones and Hunter Renfrow stepped up big time

The Raiders were hopeful that Darren Waller would make his return to practice this week after missing four games in a row due to knee and back injuries, but the tight end was placed on the reserve/COVID-19 list Wednesday and missed his fifth straight game. Without their best receiving option on the field, the Raiders found themselves needing a lift elsewhere.

Jones came through to the tune of eight catches for 120 yards — the first 100-yard game of his career — and Renfrow was productive in his own right with seven catches for 76 yards and a touchdown. The only other players on the team with multiple catches were running backs Peyton Barber and Jacobs, so the passing offense likely would've been stuck in a rut without their efforts.

"The patience of what I had to go through and what I had to endure," Jones, who's played well the last three games, said Sunday when asked about the key to his recent success. "Work while you wait. Opportunities came for me. I'm just trying to seize it. I think that's what happened tonight."

4. Turnovers, penalties, untimely injury held back the offense

From a yardage standpoint, it was a solid outing for the Raiders offense. They gained 326 total yards and averaged 5.3 yards per carry, but only scored 23 points due to these three factors.

For starters, Carr threw two interceptions: His first was an underthrown deep shot intended for Jackson and the second was an ill-advised pass over the middle of the field intended for Jones. The Raiders committed six penalties, which is a mild number for them, but four of them were on the offense. Two of those penalties came on third down, a delay of game set up the first-and-15 that the second interception happened on and another penalty negated a first-down rush by Jacobs. Speaking of Jacobs, the running back injured his ribs in the first quarter and was limited for the remainder of the game after getting off to a pretty good start on the ground.

The good news for the Raiders is if they clean things up offensively, and get some better injury luck, the offense showed enough flashes to believe it can win again next week. It'll be instrumental that they put it all together going into their biggest games in years.

5. The Raiders have earned this

Nothing about the Raiders' journey here has been cheap. The team has been on a winding journey — three multi-game winning streaks and three multi-game losing streaks — but remain in control of their fate. Navigating those kinds of ebbs and flows throughout a season is hard enough to deal with, but they've been made even more difficult by everything that's happened off the field. The Raiders didn't want any of that to happen, obviously, but the experiences have brought resiliency.

"It's just continuously working and picking yourself back up and getting up and transitioning and looking forward," Jones said. "So, to repeatedly keep going at it and keep chipping away and to have a result like tonight, it is encouraging. And it builds confidence, not only for myself but for this football team." The job isn't finished yet, but simply reaching this point is an accomplishment. Bisaccia put it perfectly when asked about the Chargers game: "Well, we're gonna enjoy this a little bit."

Whether the Raiders beat the Chargers next week or not will likely have wide-ranging implications on the future of the franchise moving forward, but there are moments where it's worth taking time to reflect. Next week will bring a wave of anxiety upon the Raiders' fans, but it should also be invigorating. The Raiders are still playing for something in a season that many deemed lost and the outcome could give them an opportunity they haven't had in half a decade.

If they win, they're in the playoffs. If they lose, they still have a small chance to get in if the Steelers lose one of their final two games and the Colts lose in Week 18 to the Jaguars. That's an exciting proposition for the Raiders, and those in the building deserve plenty of credit for getting here.

"Two years ago, who knows if we would have won this game," Renfrow said. "To get three wins here, it says a lot about this franchise."

ESPN.COM**Derek Carr's 'off-schedule' plays down stretch at Indianapolis help keep Las Vegas Raiders' playoff hopes alive**

By Paul Gutierrez

January 2, 2022

Derek Carr did something different in the Raiders' fifth walk-off win of the season -- he "created" down the stretch of their 23-20 victory at Indianapolis that kept Las Vegas' unlikely playoff hopes alive.

And he did it in a manner that may have looked familiar to Raiders fans who have been around for more than five years -- especially his key "off-schedule" 24-yard pass to Hunter Renfrow with less than a minute to play on third-and-10 from the Colts' 48-yard line.

"Those are the plays that you see so many of those great quarterbacks make, and I'm not putting my name in there," Carr said. "I'm saying, like, you see Aaron [Rodgers] make them all the time. You see Patrick [Mahomes]. Those guys. Those are plays that aren't drawn up. It's just your receiver staying alive and helping you out and making plays on the ball.

"For me, I've watched those guys and you try and take things from everybody and learn from them and that was just, whether it's the protection or the routes covered, whatever it is, then you just try to find a couple of steps up to your right or up the middle, whatever."

Carr extended plays with his legs. He played with more zeal, less caution. He overcame his own mistakes -- two bad interceptions -- with even better results thanks, in part, to said "off-schedule" plays.

The kind he made routinely back in 2016, the last time the Raiders had a winning season and when Carr finished tied for third in NFL MVP voting.

With 54 seconds remaining in a tie game, Carr, under heavy pressure, stepped up in the pocket and led Renfrow with a perfectly placed ball over Colts cornerback Kenny Moore II. Renfrow came down with it inside the 25-yard line and only a heel touch by Moore, as Renfrow lost his balance and slipped to the turf, keeping it from being a touchdown.

It was initially ruled a TD before the replay official saw the touch, and Las Vegas was at the Indianapolis 24-yard line.

"I didn't think I was [touched] at first, but I'm glad I was," said Renfrow, who caught 7 passes for 76 yards, with an 11-yard TD on a fourth-and-2 play in the fourth quarter to give Las Vegas a 20-17 lead. "Because then we were able to run the clock down."

Three Josh Jacobs runs later and the Raiders were at the Colts' 15-yard line with 2 seconds on the clock. Enter kicker Daniel Carlson. Ballgame.

But not without the Carr improv to Renfrow.

It was his 29th career game-winning drive in the fourth quarter or overtime, with Carr leading the Raiders into range for Carlson's 33-yard game winner as Las Vegas improved to 9-7.

"When the game's on the line like that, I'm just trying to keep every play alive as long as I can," said Carr, who completed 24 of 31 passes for 255 yards. "I'm not going to go out and rush for 100 yards but I can create, and extend the play a little bit longer when I get outside and things like that."

Indeed, Carr was 4-of-5 on throws more than 10 yards downfield in the fourth quarter, including the 24-yarder to Renfrow. Before the final quarter, Carr had been 1-of-6 with the two interceptions on such throws, according to ESPN Stats & Information.

"I thought," said Raiders interim coach Rich Bisaccia, "you saw Derek create today."

Said Carr: "Just to make some more time to let someone maybe break off his route and do something else and we did it well today. We don't do it every play but for the most part, whenever we can do those things, it opens up our offense and it helped us win a football game today, that's for sure."

ASSOCIATED PRESS

Carr, Raiders beat Colts 23-20 to close in on playoff spot

By Jay Cohen

January 2, 2022

INDIANAPOLIS (AP) — Derek Carr and Las Vegas lost a late touchdown on a replay reversal. They surrendered a TD on a fluke play. They committed the only two turnovers of the game.

And they won. Welcome to another high point of a roller-coaster season for the Raiders.

Carr directed Las Vegas to Daniel Carlson's 33-yard field goal as time expired, and the Raiders beat Jonathan Taylor and the Indianapolis Colts 23-20 on Sunday to move one step closer to an AFC wild card.

Rallying after an embarrassing email scandal that led to coach Jon Gruden's resignation, the Raiders (9-7) earned their third straight win. They can wrap up an improbable playoff spot with a victory over the Los Angeles Chargers next weekend.

"We're finding a way to do it because we have the right kind of guys," Carr said, "and there's never been a doubt, there's never a finger pointed, you know, at this or that, and this coach is not there, and all this kind ... nobody cares.

"We have a bunch of guys that believe that and just keep going."

After Michael Badgley kicked a tying 41-yard field goal for Indianapolis with 1:56 left, Carr and the Raiders got the ball back at their 25 after a touchback. Carr found Hunter Renfrow for 24 yards on third-and-10 in the final minute, setting the stage for Carlson's fourth game-winning field goal of the season.

Renfrow's clutch catch was originally ruled a touchdown after he got up and ran into the end zone, but the call was changed when a replay review showed he was touched down.

"I'm glad I was," Renfrow said, "because then we were able to run the clock down and give Daniel another game-winning field goal."

Carr threw two interceptions, giving him a career-high 14 on the season, but he also had 255 yards and a touchdown through the air. Zay Jones had eight receptions for 120 yards, and Renfrow finished with seven grabs for 76 yards.

It was Carr's 29th career game-winning drive.

"I'm just wired, my mind, my heart, just that way, to love those moments," Carr said.

Indianapolis (9-7) had won three straight and eight of 10 to move one win away from a postseason berth. But it couldn't hold a second-half lead against Las Vegas.

"Disappointing loss, really disappointed we didn't do what we had to do in front of our home fans and clinch a spot in the playoffs," coach Frank Reich said.

Taylor finished with 20 carries for 108 yards and a touchdown. The NFL's leading rusher broke Edgerrin James' single-season franchise record of 1,709 yards rushing on a 9-yard carry midway through the third quarter. He has 1,734 yards to go with one game left in the league's first 17-game season.

Carson Wentz was 16 of 27 for 148 yards and a touchdown, shaking off a slow start after he spent much of the week on the COVID-19 reserve list.

"Definitely one of the weirdest weeks of my NFL career if not the weirdest," Wentz said. "But we're good, locked in the virtual meetings. Just different, wouldn't say that's the reason for the performance or the reason we lost today by any means. Just a strange, strange week."

Wentz got his touchdown pass on a fortunate bounce for Indianapolis on its first possession of the second half.

On first-and-10 at the Las Vegas 45, a scrambling Wentz threw the ball into a crowd at the goal line. Wide receiver Ashton Dulin and defensive backs Casey Hayward and Tre'von Moehrig all went up to make a play, and the ball popped up before landing in the arms of T.Y. Hilton for a 17-13 lead.

Hilton took a bow in the end zone after perhaps the easiest of his 53 career receiving touchdowns.

The Raiders went back in front on Carr's 11-yard touchdown pass to Renfrow on fourth-and-2 with 11:18 left in the fourth. Carr scrambled to his right before throwing to an open Renfrow in the end zone.

"I can't say enough about the chemistry between him and Derek," interim Raiders coach Rich Bisaccia said, "and his ability to understand the field and get himself in open positions."

TOUGH STRETCH

Las Vegas had a 10-3 lead late in the first half when a couple of mistakes helped keep the Colts in the game. Rookie guard Alex Leatherwood was flagged for a false start and Carlson sent a kickoff out of bounds, leading to Taylor's 1-yard TD run with 1 second left.

RAIDERS.COM

How Zay Jones, Hunter Renfrow stole the show in Indianapolis

By Levi Edwards

January 2, 2022

Derek Carr has had to make the most out of the options given to him during this season.

Injuries and unforeseen circumstances have led to a very different looking receiving corps than he had to start the season. But regardless of the interchanging parts around him, the Raiders nailed down their third straight win with the playoffs on the horizon in large part to No. 4.

And Carr can be thankful for Zay Jones and Hunter Renfrow this Sunday.

The two receivers' remarkable performances in Indianapolis were instrumental in pulling out the victory against the 9-7 Colts. Despite two interceptions, Carr stayed poised throughout the game and bounced back in the fourth quarter with some huge throws to Jones and Renfrow.

"He makes big plays in big situations and he's done it his whole career," Interim Head Coach Rich Bisaccia said of Renfrow after the game. "He did it at Clemson and now he's doing it in the National Football League. I can't say enough about the chemistry between him and Derek, and his ability to understand the field and get himself in open positions, regardless if we're creating or it's on time."

"Again, Zay I thought put himself in position to make some big plays today. Stayed on his feet and got us some first downs," continued Bisaccia. "A credit to those guys – the way in which they just kept battling and battling and battling. You just can't say enough about it."

The duo combined for nearly 200 receiving yards and 15 catches. Jones had a career-high 120 receiving yards; since becoming the Raiders starting wideout in Week 9, he's compiled 404 receiving yards and 36 catches.

"I think the patience of what I had to go through, the patience of what I had to endure. Work while you wait and an opportunity came for me," Jones said about his journey leading into his career game Sunday afternoon. "Just trying to seize it, seize the most of it. I think that's what happened tonight. But credit to the guys around me because they make it possible for me to be able to have a night like I did tonight. The offensive line, obviously Derek, Foster [Moreau] and the tight ends blocking, [Josh] Jacobs and the guys selling the fakes, other guys running routes for me to be able to get open.

"A complete team effort. I'm excited. Just a fantastic night for myself and for this team and especially for our fans – because they've been through a lot to as well."

Renfrow added on to his career season with 76 yards on seven catches and a go-ahead touchdown in the fourth. The slot receiver also secured a crucial first down late in the game to put the Raiders in field goal position for Daniel Carlson to win the game.

The third-year receiver has had a breakout season for the Raiders – leading the team in receiving yards, receiving touchdowns and receptions. In the win against the Colts, he surpassed the 1,000-yard mark and is one away from the 100-catch mark for the season. Renfrow is five catches away from breaking the record for the most receptions in a single season for a Raiders wide receiver (104).

"I never really gauged my success off of yards or catches or anything like that. But I'm not going to lie to you, it did seem out of the realm of possibility coming in as a rookie," Renfrow said regarding his standout season. "I never had 600 yards in college, so I just wanted to go out there and be the best receiver I could be and give ourselves a chance to win. ... Hopefully we have a good game next week and keep it going."

All the adversity the Raiders have battled this season will seemingly come to a head next week. The Raiders will be playing their divisional rivals, the Los Angeles Chargers, for their regular-season finale. With a win secured at home, the Raiders will make their first postseason appearance since 2016.

But for now, the Raiders should take a little time to enjoy another last-second win in what has been an unbelievable season.

'We're finding a way': Carr authors yet another game-winning comeback

By Rachel Gossen

January 2, 2022

If there's one word to describe the Raiders' 2021 season, it's resiliency. Without a doubt.

It has been said over and over from coaches, players, and media members throughout the season as the Silver and Black have had their ups and downs, but it was surely on display Sunday at Lucas Oil Stadium.

Derek Carr led the Raiders out to an almost perfect opening drive that ended in a Josh Jacobs 2-yard touchdown. But after that, the offense began to sputter a bit, settling for two field goals before the half as the Colts ramped up both their offensive and defensive energy.

"For whatever reason, we have adversity this season, we have adversity in the games," Carr said postgame. "It's almost like, 'Gosh, can we get a break here or there?' But we'll take the wins, trust me. No matter how we have to do it, we're finding a way to do it because we have the right kind of guys. There's never been a doubt; there's never been a finger pointed at this or that."

A Colts touchdown right out the gate in the third quarter could've left a less resilient team deflated. It could have crushed a team's playoff hopes.

But like they've done again and again, Las Vegas responded.

Carr linked up with Hunter Renfrow on fourth down for a touchdown, and after a Colts field goal tied it up late, No. 4 went back out and took the game over. He marched the Raiders down the field and gave star kicker Daniel Carlson a relative chip shot to knock in another game-winner – as easily as he has three previous times this season.

It's a credit in part to the defense keeping the Colts to 3-of-11 on third downs, but also to Carr taking chances moving around the pocket, as well as the offense taking chances on fourth downs. Twice on Sunday, Rich Bisaccia and Greg Olson were faced with fourth down situations and converted both, including Renfrow's score.

"The thing I thought was really exciting about him today is he had some creative plays in some difficult situations," Bisaccia said. "We get in that two-minute situation, our offense has proven – Greg puts them in really good positions with the play calls and then our offensive line bowed up and protected him."

"I think we have a lot of confidence when we get ourselves in a two-minute situation. I think we had all three of our timeouts, and we had a chance to move the ball down there and put ourselves in field goal position to win it. We had a lot of confidence in Derek to do that; he's done it a lot of times."

The team as a whole has gotten back to playing the complementary football seen out of them to start out the season: a relentless pass rush on defense grinding it out and getting it done, so the offense has more time on the field.

For his part, Carr believes having the same mentality in each player in the locker room benefits the team's tenacious spirit on the gridiron – a mentality that runs deep in the Raiders history: Just win, baby.

"Is the season over because our head coach is gone? Is the season over because our receiver is gone, our corner is gone? At the end of the day, we have a job to do. ... No one's going to come feel sorry for you," Carr said. "No one's going to come pat you on the back and tell you it's going to be OK. It's not OK; we've got to win."

"I think it's that mentality that we keep speaking into existence that when things happen, if I throw a pick, defense doesn't care. They don't even blink. They go out and they don't even let points happen. You get the ball back, and you're still right there in it."

There's one more game to go, and if the Raiders get that final win, they're playing in the playoffs – a first for many of these young players, including Carr.

"We've had to win the last three weeks to even make this one mean something. ... It's nice that it's at home. I can't wait to hear our fans and how loud it is on defense, how awesome that will be. But for us, I think every game for the last month has been a playoff game, and I don't think anything changes this week."

Quick Snap: It once again came down to Daniel Carlson

By Levi Edwards

January 2, 2022

He did it again

It could be argued that Daniel Carlson is the most clutch player on the Raiders roster.

In a much-needed win on the road to keep their playoff hopes alive, Carlson nailed another game-winning kick that sealed a 23-20 win over Indianapolis. The Raiders got into field goal range in part to a 24-yard catch by Hunter Renfrow, leading the way for Carlson to knock down the 33-yarder as time expired.

The Raiders' starting placekicker is now at four game-winning field goals on the season.

Big Play Zay

Zay Jones wrecked havoc on the Colts secondary. This has been a common theme for Jones the past several weeks, as he's having his best season as a Raider.

Jones had a career day in Indianapolis, with 120 receiving yards. To go along with the over 100-yard performance, he added a whooping eight catches in Sunday's victory.

Huge piece to the defensive puzzle

Yannick Ngakoue, like he has all season, made his presence felt in Indianapolis.

Ngakoue recorded his 10th sack of the season in the third quarter. With that sack, he became the third Raider since 2015 to have double-digit sacks in a season – Khalil Mac and teammate Maxx Crosby. It's also Ngakoue's second double-digit sack season of his career.

Hunter Renfrow passes 1,000 receiving yards on the season

By Rachel Gossen

January 2, 2022

For the first time in his career, Hunter Renfrow has eclipsed 1,000 receiving yards on the season.

He surpassed the mark Sunday with an 11-yard touchdown pass from Derek Carr in the fourth quarter that helped the Raiders to a 20-17 lead over the Colts.

The third-year vet is the first Raiders wide receiver to reach 1,000 since 2016, when both Amari Cooper and Michael Crabtree recorded 1,000-plus receiving yard seasons. Twelve other total players in franchise history have registered 1,000 yard seasons, including tight end Darren Waller in 2020.

Renfrow has been having a career year and headed into Sunday's game totaling 89 receptions, three consecutive games over 100 receiving yards and five touchdowns scored.

"He's very unique what he does for us in the slot and how he gets himself ready to go and the way he runs routes," Interim Head Coach Rich Bisaccia said of Renfrow on Wednesday. "He's extremely smart. He's a high school quarterback, he's a coach's kid. So, he's a coach on the field and can't say enough about Hunter and the way he prepares and then certainly the way in which he goes out there and plays.

"I just feel like it's the way he practices as well. So, if you see him in practice and then you get a chance to see him in the game, you're not surprised in any way. That's Hunter Renfrow. So, yes, he's on a historic pace, but I know he'd give it all up to just have this opportunity to keep playing and have an opportunity to win games."

Last week, Renfrow became the third receiver in franchise history to reach the 90 reception mark in a single season, joining Hall of Famers Tim Brown and Jerry Rice. He is on pace to become the second Raiders wide receiver with 100 catches in a season, alongside Brown (104).

Renfrow is closing in on a franchise record, as after Sunday's win, he now needs nine catches to break the franchise single-season receptions record of 107 that was set by Waller last year.

NFL.COM

Raiders' victory over Colts helps set up two Week 18 win-and-in scenarios in AFC

By Judy Battista

January 2, 2022

For years -- forever? -- Al Davis thought the NFL plotted against his beloved Raiders. Last week would have provided plenty of fuel for his conspiracy theory. The upcoming opponent's starting quarterback got COVID-19 and hours later the NFL enacted a seismic change in its protocol to allow players to return after just five days instead of 10. That the switch merely followed CDC guidance for the entire country would have been beside the point in Davis' mind. How else could the Raiders look at the timing of the rule that allowed Carson Wentz to be on the field for the Indianapolis Colts on Sunday, with a chance to clinch a playoff spot on the line, as anything but somebody in a very high place being out to get them?

Unless it was a very lucky break. Wentz returned for the Colts, but after a week without practice, he and the offense sputtered at the start of the game -- the Colts had 10 total yards of offense in the first quarter -- and struggled with consistency throughout. Even after the Colts took the lead early in the third quarter, they missed opportunities to bury the Raiders. A Derek Carr interception turned into no points when Wentz was sacked on third down. On the next drive, Wentz missed a throw to a wide open T.Y. Hilton that would likely have gone for a touchdown. The 23-20 Raiders victory kept them alive in the chase for the final two AFC wild-card spots, prevented the Colts from clinching one of those spots and prolonged an uncomfortable question for the Colts -- can they count on Wentz to carry them on his back?

The final answer to that hasn't come, and the truth is it hasn't been needed with running back Jonathan Taylor shredding defenses. But the Raiders were intent on slowing him (Taylor finished with 108 yards and one touchdown), and Wentz was unable to take over.

Colts head coach Frank Reich was clearly disappointed, and Wentz said he didn't know what happened on the Hilton miss, but that he wanted the throw back. But neither coach nor quarterback would point to the lack of practice time last week as the problem.

"It's not uncommon for guys this late in the season to miss practice," Reich said. "It happens all over the league. You have to rely on accumulated reps."

That is certainly true. Routine injuries added to the current wave of positive COVID cases in the NFL have spared no team and will likely impact the playoff picture in ways more obvious than Wentz's week. And the bottom line is that as disjointed as the Colts looked on Sunday, the loss wasn't fatal. They can clinch a wild-card spot by winning in Jacksonville next week. That is thanks to Wentz, too. If you are looking for evidence that Wentz can carry the Colts to a title, look at their Christmas win over the Arizona Cardinals. He led a fourth-quarter touchdown drive that gave the Colts the win and the breathing room they badly needed Sunday.

For the Raiders, the victory encapsulated their entire dramatic and traumatic season. They started fast, saw their coach resign, watched as teammate Henry Ruggs III was charged (and later released by the team) after he was the driver in a car accident that killed a woman, caved in, and then somehow rallied. Even the NFL's longest regular season might not be enough to contain all of that, but the Raiders seem to thrive when they are perched on the edge of disaster. Carr threw two interceptions that prevented the Raiders from extending their early lead Sunday (although the Colts did not get any points off either pick) and then dug the Raiders out of the hole he helped create, leading his 29th fourth-quarter comeback win of his eight-year career. Three weeks ago, the Raiders were blown out by the Chiefs and had lost five of six games to sink to 6-7.

Now they are 9-7 and can clinch a playoff berth -- their first since 2016 and only their second since they went to the Super Bowl at the end of the 2002 season -- with a win over the Chargers in a massive clash of division rivals next week, all with a coaching search on the horizon whenever the season ends.

"We do things to hinder ourselves at times," Raiders interim coach Rich Bisaccia said. "Then we do things we feel like we can keep improving as the game goes on to put ourselves in position to win in the end."

Bisaccia might have inadvertently summed up the entire AFC in that one quote. This season has been a battle of attrition and adjustments, exacerbated by the extra week. The team that is currently perched atop the conference is the Tennessee Titans, who are 11-5 with an opportunity to wrap up the first-round bye against the Houston Texans next week. The Titans have been without Derrick Henry for two months, but they continue to wear down opponents with the running game and the return of Bud Dupree has brought back the pass rush. The Titans' defense exposed the Miami Dolphins' shortcomings with Tua Tagovailoa and presented the rest of the conference with a daunting picture of what is ahead in the postseason: The Titans are getting healthy and peaking at exactly the right time.

The Colts, Raiders and Chargers can only hope for the same next week.



FEATURE CLIPS

Owner Mark Davis

LAS VEGAS REVIEW JOURNAL

Raiders owner Mark Davis is emerging from his father's shadow

By Ed Graney

May 27, 2020

Raiders owner Mark Davis is used to life in the shadow of his father Al, whose massive legacy is matched by few in the history of professional football.

Slowly but surely, however, Mark is creating one of his own. Even if he doesn't allow himself to see it that way.

"I've always said the least important thing in life is the score at halftime, so I can't be thinking about legacies right now," Davis said. "We're talking about building something."

That process began with his relocation of the Raiders from Oakland to Las Vegas and their spectacular new home that is Allegiant Stadium. It continued when Davis purchased in January the WNBA's Las Vegas Aces.

Al Davis remains, now and forever, the most indelible figure of all things Raiders. He died in 2011, but his presence defines the organization. It happens when you are principal owner and general manager for 39 years.

That 85-foot memorial torch inside Allegiant Stadium might be ceremoniously lit to honor Davis before each home game, but understand that the successful and controversial flame ignited by him when running the Raiders will never really expire.

"Al was a genius and a progressive, but he also had paranoid tendencies," said longtime Bay Area sports columnist Ray Ratto. "His story is told through one of those prisms depending on who is telling it."

Ratto said father and son are alike in one significant regard. "Take me the way I am" is an approach to life they share.

"Maybe that is (Mark's) legacy — don't go out and seek a positive one but that he doesn't want a negative one," Ratto said. "Who does? That makes him closer to the every-man owner than maybe anybody in sports."

One whose arrival to Las Vegas has proven to be a financial bonanza.

A tidy return on investment: The Raiders today are ranked as the world's 29th most valuable sports franchise at an estimated \$3.1 billion. In the last five years, that value has jumped some 117 percent. Which brings us to what Las Vegas has done for the Raiders, the most prominent example being that \$750 million public contribution toward the building of Allegiant Stadium.

It was never going to happen in Oakland. There was never going to be enough money to raise a new stadium in place of the dilapidated Coliseum. It's why, ultimately, Davis found a new home in Las Vegas.

Time will pass, those from both sides of the stadium dispute between the Raiders and the city of Oakland promise, and the entire narrative as to all that transpired will be told.

Some believe it rather simple: That the reason Davis was initially involved in a potential move to Los Angeles (one the Rams and Chargers now share) and the reason he flirted with San Antonio in trying to create a market was that he long since accepted the realities of Oakland.

The city wasn't going to invest hundreds of millions in public money toward a new venue, so Davis discovered in Las Vegas the largest public subsidy ever earmarked for an NFL stadium.

"For anyone to question his desire to get something done in the Bay Area is both ignorant and uninformed," Raiders president Marc Badain said. "Even up until the time we were negotiating here, he always said (Oakland) had a chance."

Community driven

This might not define a legacy, but it is stuff of legend: During the long and dreary days of a pandemic shut-in, Davis hunkered down at his temporary home — Westgate Las Vegas.

"I was the only person living there," Davis said. "There were like 25 security people there on a daily basis. Other than that, I was the only one. It was like 'The Shining.' Everyone in (Las Vegas) was looking for toilet paper and I had 3,000 rooms' worth."

Believe it. He would have invited the entire city inside if allowed.

Davis will tell you how significant those two years leading up to the official move were in connecting his franchise to Las Vegas. NFL owners approved relocation in March of 2017, but the Raiders remained in Oakland until they could officially kick off at Allegiant.

While there is no debating the intimate connection felt between the Golden Knights and Las Vegas — one forged from the October 1 mass shooting during the NHL team's expansion season — the Raiders too have spent their short time here integrating themselves into the community.

Rare is it that a few weeks pass without a press release announcing another outreach program. Recognizing local teachers. Hosting local prep football teams for games at Allegiant Stadium. Feeding the hungry. Working with veterans. Visiting hospitals and middle schools and high schools. Promoting the COVID-19 vaccines.

"Their involvement in the community is really impressive," Gov. Steve Sisolak said. "They don't say, 'No,' when you ask them for something. They just say, 'Yes,' to any community service item." Davis has often said he wanted the organization to earn such attachment, which he doesn't think would have occurred if the Raiders had arrived earlier and, say, played a few years at Sam Boyd Stadium.

He believed all infrastructure needed to be in place.

“Mark has made a commitment to Las Vegas and delivered every step of the way,” Raiders head coach Jon Gruden said. “The community is really important to him and he’s proud to be part of it. It shows the way Las Vegas has embraced the team. You can feel the excitement everywhere around here.”

Need to win more

All of his dreams for the Raiders had come true. The beautiful practice facility. The magnificent stadium. The community interest.

“And then the pandemic hit and the world stopped,” Davis said. “That’s how life goes sometimes.” What those who committed to paying traditional sky-high NFL season ticket prices missed watching in person last season was an 8-8 team whose franchise missed the playoffs for a 17th time in 18 years. Gruden will now enter a fourth year since returning to the sidelines. He is 19-29 on this second go-round after signing a reported 10-year deal in 2018 to get things turned.

They haven’t been yet.

“My role in taking over for my father when he passed away was to continue the legacy that he built and the mystique of the Raiders,” Davis said. “The one thing that I have failed in so far is we haven’t won. That’s what this team is about. It drives me, absolutely. It does.

“I felt bringing Jon Gruden into the organization was very stabilizing and he has a long time to do the things he needs to in order to get it done. I wasn’t looking for a quick fix. I was looking for something that we built for the future. We’re doing a wonderful job off the field, but we have a lot of work to do on it.”

The latter isn’t an issue with his other team.

Passion for hoops

Over nearly 30 years working for the Raiders, during which time she became the NFL’s first female front office executive, Amy Trask would frequently need to discuss a matter with Al Davis or have him sign a document.

Often, she was made to wait.

“He would be involved watching a women’s basketball game,” Trask said. “His interest and love for women’s basketball was as strong as it could be. When I heard Mark purchased the Aces, it made me smile.”

If the Raiders are the impetus by which Davis’ heart beats, it appears he has saved a portion for the Aces.

He bought the team from MGM Resorts International and is building an 80,000 square-foot training facility next to the Raiders’ headquarters in Henderson.

Davis has been a courtside staple since 2017. Two years later, the Raiders purchased 1,600 tickets for local youth to attend home games. Davis recently announced that Aces season-ticket holders — around 2,000 — will attend games this season for free. He is eating the entire cost.

Numbers are sometimes just that. His football team has a 53-player roster and \$180 million salary cap. His basketball team has 12 players and a \$1.3 million cap.

Davis, though, recognizes the disparity in compensation between his male and female athletes and has already proven to be overly passionate about ensuring women receive a larger piece of the financial pie. He is pushing fellow WNBA owners to negotiate a more lucrative media rights deal.

"It will be a different style of ownership from the big conglomerate to an individual, but the commitment from (Davis) is as much or even more than the MGM," said Aces coach Bill Laimbeer, whose team is among the favorites to win this year's title. "His commitment to making us as good as we can be is phenomenal.

"My goal is to educate him. He wants to learn everything about the women's game. In the long run, I'd like to see him have whatever say he chooses — hey, it's his money — but he knows he has a long ways to go. He wants to be taught and that's wonderful, from both a basketball and business side as well." Already, the first-year owner is dreaming about how legacies can be born for all involved. What's he looking forward to most?

"Designing that (championship) ring," Davis said.

It's still halftime

Even on one of the most important days of his life — March 27, 2017 — Davis spoke about another. Minutes after league owners voted 31-1 in favor of the Raiders relocating to Las Vegas, Davis stood behind a podium in Phoenix and talked about how his father often stated that the greatness of the Raiders was in its future.

The prospects for a rewarding one born and nurtured in Las Vegas seem more likely than ever. "Al Davis was Oakland and Mark Davis will be Las Vegas," Sisolak said. "The thing that has surprised me most is how approachable he is. He's very recognizable — I don't want to say it's the haircut, but that certainly helps — and he takes an inordinate amount of time to visit with anybody and sign autographs and talk to people. He shows and feels his best relating to everyday people."

In the end, legacies are built. It's just that many prefer to focus on the process and not the outcome. So maybe that's it, then, for Davis.

Maybe it's still halftime and he's not near ready to keep score.

"His (legacy) never has seemed to be the motivation behind any of his decisions," Badain said. "When people ask me about him, I say he's the anti-sports owner. He doesn't want any credit. He doesn't really want his name in the paper, but he will put his face out there when things go badly."

As an example, Davis last month took responsibility for a tweet that appeared on the team's official account about the verdict in the George Floyd murder case that was roundly criticized as insensitive. It read, "I CAN BREATHE 4-20-21," which Davis meant as a way to applaud the guilty verdict. But an hour after the tweet went public, it already had received nearly 20,000 comments and more than 15,000 retweets. Most were of a highly critical nature.

"But when things are going well, you don't hear from him," Badain said. "I really can't see the motivation for himself to create a legacy."

With or without one, Mark Davis has changed the trajectory of Las Vegas sports forever. Somewhere in there, perhaps not yet detectable, is a pretty amazing legacy.

THE ATHLETIC

New city, new man: How Las Vegas has changed Raiders owner Mark Davis

By Vic Tafur

July 22, 2020

LAS VEGAS — Back before the pandemic, Raiders coach Jon Gruden hit the Las Vegas Strip pretty hard for a few days, sampling some of the prized steak houses, enjoying an Aerosmith concert and appearing on social media posts with comedian Carrot Top.

"I was getting pissed at him," team owner Mark Davis said, laughing. "He stole my 15 minutes of fame. I told him to go home."

While Gruden, a celebrity coach who used to be a TV star, is the face of the franchise, Davis holds the keys to the city. After years of struggling to get a new stadium in Oakland and then falling short in an attempt to move to Los Angeles, Davis sits in Las Vegas with a state-of-the-art, \$1.85 billion stadium that is 98 percent completed and on track to be ready for the 2020 season.

Davis has immersed himself in the community since moving to Las Vegas last summer.

"The buzz has been unbelievable," Davis said in an hour-long sitdown interview on Saturday. "The fans here have just been so welcoming. They are stopping me and thanking us for coming, while I'm trying to thank them for bringing us."

Nevada Gov. Steve Sisolak first met Davis four years ago and is amazed by just how many people Davis talks to.

"Mark is an unusual character," Sisolak said in a phone interview Tuesday. "I have gotten to know a lot of wealthy and very powerful individuals, and Mark is the most unique of all of them. He is at his best, his comfort zone is with regular people. When he is on-site, he is always in the back talking to kitchen workers. And he will sign autographs until there is no one left. And you can tell he enjoys taking the selfies and chatting with these guys. He really gets close with people."

Allegiant Stadium may not have people cheering at games this season due to the pandemic, but it looks great and a visit last week saw workers looking back and admiring it at the end of their shifts.

"It's a phenomenal feeling," Davis said. "To get through the trials and tribulations and actually get it done on time. The pride that the workers showed in this building, man, they really did ... they loved working on it. Every three months before the pandemic hit, we would serve them a big-ass lunch and go through and thank every one of them. They just had so much pride in building this thing."

"You see them building hotels around here and you don't see the same enthusiasm about a project. They are the MVPs. I just can't thank them enough."

A new owner in a new city, Davis is also a new man.

After years of thinking that players should not protest or take a stand on issues while on the football field, he started changing his mind three years ago — before a weird game in Washington that Davis felt set the team back years. He has now reached a point where he is one of only a handful of NFL owners to say “Black Lives Matter” after the killing of George Floyd by a police officer in Minnesota and the subsequent protests around the country.

In a statement the team posted on social media, Davis said, “To watch a man be murdered by a uniformed police officer kneeling on the man’s throat for nine minutes while three uniformed police officers either assisted or stood by watching is disturbing in too many ways. To be honest I’m surprised that the resulting violence hasn’t been much worse.”

Davis has since met with Nevada Attorney General Aaron Ford, Clark County Sheriff Joseph Lombardo and Gruden about how they can make a positive social impact coming into the Las Vegas community.

“The initial thing is trust,” Davis said. “The officers need to trust the players and their families, and the players need to trust the officers so we can all say that we are on the same team.

“We discussed a lot of different programs and things that we can do. As soon as this virus is over, we’re going to get together and have an eye-to-eye and let everyone talk and speak from the heart, so we’re all starting on the same page. Starting in the local community is the quickest and most effective way for us to make a difference.”

Davis has also sat in on Zoom meetings that his players had to discuss social injustice.

“They are really stressing voting, and getting the word out how important it is to vote,” he said. “Making sure people know how to register to vote. If you want change, that’s really the only way to go about doing it, voting. The players would also have mentorships with kids in the community and make appearances with officers in schools, together, showing that they are on the same team and it’s not us versus them.”

Players are planning to make a stand against police violence before games — possibly taking a knee during the national anthem — and Davis is fine with that. He wasn’t for a long time, but that changed just before that Washington game in 2017.

Actually, it goes back to 1968.

“I was 13 years old then and there was a lot of social change going on in the Bay Area — we had Berkeley, Hells Angels, the Black Panthers, People’s Park, the war in Vietnam,” Davis said. “We had all that going on and it’s so remarkable to me the violence that was going on then and the protests and kids getting the shit kicked out of them. And then what was going on in Los Angeles and across the country in Black communities.

“And now, today, people think we are in a tough situation with Black Lives Matter and George Floyd,” he said. “When you look back at ’68, I think people have been actually pretty calm about what’s going on now. You think about it, has anything really changed in 50 years? There’s been progress, but certainly not enough.”

Davis admitted that he didn’t know what to make of Colin Kaepernick’s 2016 protests during the national anthem at first.

"My hero was Tommie Smith," Davis said. "Fist in the air. Strength. That was quite a statement. I didn't see strength in Colin kneeling, and there was some confusion at first over what he was kneeling for. A little bit before that Washington game, I had told the players that while I was the first person for social justice and the Raiders are the first team in the world for social justice, I would prefer that if you had something to say, you don't do it in a Raiders uniform. Because then you're speaking for all 53 players and everyone that works in this organization. And they may not all agree with you."

Davis asked them to speak out after games and said he would stand with them then if they wanted. He thought the message was well received but wasn't sure what the players would do. Then, two days before the game at Washington, President Donald Trump called NFL players who kneeled "sons of bitches."

"Certain things happened and the national climate changed. Things got hot and that clicked me back to 1968," Davis said. "I called in Derek (Carr) and Khalil (Mack) and told them that I can no longer ask them not to say something while you're in uniform. And that if they were going to say something, say it with class and pride and try and say it as a team. There won't be a fine."

While Davis gave his blessing, there was still a lot of debate and uneasiness in the locker room going into the game. Coach Jack Del Rio clearly sided with Trump that players should not protest during the anthem. Carr and Mack, meanwhile, were not polished leaders and did not pull off the unified front, as some players kneeled during the anthem, others stood and many sat on the benches with their arms interlocked.

"Everybody took a different path," Davis said.

Carr took a beating that game, as the listless Raiders were dominated, 27-10, and would go on to lose four straight games to erase a 2-0 start to the season. The rumors spread that the offensive linemen let Carr get hit over the differences of opinion over the pregame protest.

The players on the team all deny this, and most point to the offense falling apart under new coordinator Todd Downing, with former linebacker Del Rio and offensive line coach Mike Tice getting too involved in the play calling.

But there was definitely something hanging in the air in the locker room.

"People respected that Derek stood," former Raiders defensive lineman Mario Edwards Jr. told The Athletic's David Lombardi in 2018. "It's a free country. But people definitely had their feelings about it. We had a group of people that sat and a group of people that stood, and that's where it really started separating.

"And then some people started getting upset like, 'OK, if you're going to sit now, how about you start doing stuff to actually make a difference? Don't sit down just to sit down because it's cool, let's sit down to make a difference.' So then we started pointing fingers and it started going downhill from there."

Davis can't imagine that teammates let Carr get hit.

"I wasn't inside enough to know what was really going on, and I take the blame for that," Davis said. "And it killed our team for the rest of that year. It tore at the heart of our team. It was a total defeat — socially, on the field, everything. It was a disaster. Just a terrible night. And it was my fault, because I was at the top of the food chain."

(Del Rio was fired at the end of the season, after Davis finally succeeded in his long-time courtship to get Gruden to return for a second stint as Raiders coach.)

Davis has been more demonstrative this time around, trying to steer the organization's response to police violence.

"I have taken a lot of criticism over saying Black Lives Matter," Davis said. "I am not backing some Marxist organization, it's just a clean statement. Obviously, all lives matter, but where we're at right now, we have to make clear that Black lives matter because a part of our society needs to hear that after what's been going on. We have to stop police brutality.

"We have two pandemics this year, social justice and COVID virus."

When Davis visits his new baby, his favorite two things about the stadium are the grass field and the 85-foot Al Davis torch, honoring his late father.

"Those were the two must-haves," Davis said. "Non-negotiable. I give all the credit in the world to (Arizona Cardinals owner) Michael Bidwill for taking the risk to actually do a grass field in Arizona that grows outside and actually rolls into the stadium, and then all of the help that they gave us. They helped effectuate that for our stadium. ... Football should be played on grass."

Davis stresses that while Allegiant Stadium is multipurpose, it was made for football. "The sidelines are very tight and everybody is going to be right on top of the field," Davis said. "It's going to be exciting."

Fans have begun referring to Allegiant Stadium as "The Death Star" because some think it resembles the "Star Wars" space station, and Davis is over the moon about it.

"That's just spectacular," he said. "Disney is kind of excited that that name was attached to the stadium, as well. But that came from the fans. I love that."

While the Raiders won't announce the formation of a "Black Hole" fan section like there was in Oakland, it's already incubating. It will be in the end zone section that doesn't have a club area.

"If the fans want to consider that the Black Hole, they can absolutely do it," Davis said. "I don't try and tell fans what to do, I like organic. But it's very clear that that one end zone will be the Black Hole. A good amount of fans who were in that section in Oakland have bought seats in that section.

"That's part of our legacy."

There are roughly 9,000 fans from Oakland that have bought season tickets, Davis said.

"When I run into them when I am in the Bay Area, they tell me that it hurts that we left, but they understand why," Davis said. "Ninety percent are on a positive note. It's very heartening. The other 10 percent are very, very angry at me. But I am willing to talk to them and explain to them what the reasoning was. And for some, they were still mad after I tell them."

"I totally understand the passion and that they aren't forgiving."

Davis has always spent a lot of time talking to fans, often holding court in the lobby of the Napa Valley Marriott after training camp practices.

"Seeing what the A's are going through right now, knowing what a tough situation we were in," Davis said. "I wouldn't say getting a new stadium in Oakland was impossible, but it was pretty damn impossible. I think most of the fans understand that, and that's important to me."

Davis said the Raiders also have 8,000 fans coming from their other former home, Los Angeles, and he wonders what people are talking about when they say that the Raiders have lost the fever pitch that their fans had in Oakland.

"You hear people say that the crowd is going to be 50/50 with our fans and the opposing team's fans, but the only way the other team's fans get in is if our fans sell their tickets," Davis said. "Because they are all sold out. We have to win so that they don't sell their tickets, but I understand that if they can get \$2,000 a ticket for the Chiefs game or Tom Brady game."

"I think a lot of people try to kiss it off and say we sold all the tickets to the hotels or the brokers, and that's the farthest thing from the truth."

It sounds as if there will be no fans at Allegiant Stadium this season, but Davis thinks fans will be pleased with what they see on TV. He thinks his team is set up to win and is particularly excited about the first-round draft pick who reminds him of his late friend, Cliff Branch. And of his father, late owner Al Davis.

"Henry Ruggs was the player I wanted for the last six months," Davis said. "My dad was always trying to replace Cliff with so many different types of guys. ... Speed, speed, speed and we really got away from that the last five, six, seven years. We really didn't have anybody that could run. Nobody could run."

"I watched Henry Ruggs and his speed and quickness and his strength were pretty impressive. And then if you see his baseball highlights, my God. He made some nice tackles on interceptions and he'll block too. He is a complete player. I was just so thrilled that we drafted him. Maybe that's the piece that we haven't had that's Raiders football. You throw it deep the first play and the safety is worried the whole game."

Ruggs is potentially the one new starter on an offense that has its quarterback, offensive line, running backs, receivers and tight ends back from last season. That familiarity should bode well as teams had to shelve their offseason workouts and now the preseason games have been canceled.

"There was so much talk this offseason about other quarterbacks and things of that nature, and having Derek (Carr) come back and the continuity he brings with how little time that players have to work together is probably a positive thing," Davis said.

Davis thinks the life came back into the organization when Gruden came aboard, but more so when the Raiders beat Mack and the Bears in London last season. They had traded away Mack, the former defensive player of the year, before the 2018 season for no immediate return as they awaited the future draft picks in 2019 and 2020. The two first-rounders turned out to be running back Josh Jacobs and cornerback Damon Arnette.

"After that Bears game, people realized that we hadn't given away the ship with Khalil," Davis said. "We have such good young guys today. They are really working hard this offseason. And it's not the coolest weather."

The new practice facility has outdoor and indoor fields, and Davis said the only person more excited than the players is Gruden.

"He is really excited," Davis said. "The facility gives him an opportunity to do something he's never had the opportunity to do — having everything at his disposal as far as the film-editing and the technology, the rooms, just everything."

The Raiders will be having training camp at the facility starting next Tuesday, but Davis hopes to return to Napa next summer.

"I would like to continue to do it there," Davis said. "It is one of the most beautiful places in the world and gives us ties back to our Northern California roots. Southern California is another possibility, but I just think there is nothing better than Napa."

The Raiders have another year in their deal at Napa and Davis thinks extending it should go smoothly, though he senses other teams are "biting."

The ribbon-cutting and the official opening of Allegiant Stadium may get pushed back due to the pandemic, but Davis says he knows he will be holding back tears whenever it does happen.

"This would have been my dad's dream," Davis said. "He would have loved the stadium. It has that imposing Raiders touch to it. It looks like a Raiders stadium. I think he would be happy too about the facility in Henderson and the ability that it gives us to be a 21st-, 22nd-century team."

While his dad was always full speed ahead, Davis does look back and he said it's important to him that people know he did everything he could to make it work in Oakland.

"If I didn't try, I would have felt guilty," Davis said. "I gave it my best and I don't feel guilty one iota. I take a lot of blame for a lot of things where maybe I wasn't prepared or made a bad decision — everything is from the heart — but on the trying to get us a stadium in Oakland, I did everything I could. Then, at our last home game, they took an edited video and made it look like I didn't give a damn about the fans."

"I wanted to say that the city ran us out of town and was suing us, and the guy that runs the Coliseum was facing federal charges for inside dealing on the naming rights, but I didn't ... and it came out looking like I didn't care about the fans. When I think they are the best in the world."

Former Coliseum Authority executive director Scott McKibben was charged in January for alleged violations of state conflict-of-interest laws for seeking a \$50,000 fee in helping negotiate a stadium's naming rights.

“He backtracked on the deal he made us on the price of the lease, and he gets caught for taking a kickback, and I haven’t heard a word about it since,” Davis said. “The Bay Area is one of the most beautiful places in the world, and the politics are the most dysfunctional I have ever seen anywhere.”

Davis was also hurt when the NFL chose the Rams and Chargers over the Raiders to move to Los Angeles, but processed it quickly.

“I have lost games before,” Davis said. “That’s how I have learned to live my life — you lose on Sunday, you’re pissed about it, I go to P.F. Chang’s on Monday, I have lunch and then I am on to the next week. We got our ass kicked in LA, and we went back to Oakland with our tails between our legs. And then McKibben backtracked and tripled our lease, and it was total disrespect. It was like, how are we going to work with these people?”

“Vegas had been after us for years, but I told them I will only talk to you if Oakland and Los Angeles don’t happen. Losing the LA vote was probably the best thing that ever happened for us.”

And for Nevada football fans and workers.

“This stadium has been a great thing for the community,” Sisolak said. “It created an awful lot of jobs, which I am really, really proud of. Mark has been a great partner. There are only 32 cities that get to call themselves NFL cities and it’s an honor to be one of them for the people in Nevada.

“Mark has won a fan base already. He is extremely supportive of the community, he’s at every sporting event and charity event. He has donated to our schools. He has jumped in with both feet and he has certainly changed the landscape of Las Vegas and Nevada forever.”

General Manager Mike Mayock

LAS VEGAS REVIEW-JOURNAL

Man with the Plan: Raiders' GM Mike Mayock seeing vision through

By Adam Hill

September 9, 2020

Mike Mayock fondly remembers wandering the various playgrounds of West Philadelphia as a teenager in search of the best competition to test his mettle.

"You'd kind of hear where guys might be running that day and go find them," Mayock recalled during a phone call late in training camp. "I didn't care if it was Wiffle ball. Let's just go find a game."

It was that same search for competition that led him to leave behind a nearly two-decade run as a television analyst to serve as the general manager of the Raiders in December 2018.

Mayock employed the same passion and work ethic to his media job as he does to his front office gig with the Raiders, particularly his time spent as an NFL draft analyst.

It was a grueling process to prepare for the biggest three days of the year, but as soon as the draft broadcast wrapped, it was time to move on from all of the players he had spent so much time studying.

The son of a football coach wanted more skin in the game, as he describes it.

"When I was at NFL Network, I could prepare 10 months for the draft and feel really good about it afterwards, go out and have a beer and feel like you worked your tail off and did the best you could," he said. "But there's no connection to the individual players and the game, it's just a job well done."

That's not the case anymore. Now his meticulous research on every player coming out of college is put to the ultimate test. "You get to see these guys as more than just a commodity," he said. "You get to see them become fathers, husbands, brothers and men."

He also has to worry about trades, free agency, managing egos and the salary cap and making sure all those pieces work together when they take the field on game days.

"On Sunday afternoon for three-and-a-half hours, I'm ready to puke," the 62-year-old Boston College alum said. "That's what I missed. The butterflies, the nerves when every snap matters. That's what's been the cool thing for me is trying to build something different and special and on Sunday, you live and die by every snap."

A successful transition

It's a proving ground that sounds nightmarish, but Mayock insists he's a man living a dream.

"Everybody has a different definition of fun," he said. "My wife looks at me and just laughs. She's like, 'You've never had more fun in your life.' And she's right. At my age, to have the opportunity to do this, you kind of live and die a little bit every day because it means so much."

Not that he was unhappy with his prior professional life. After his brief playing career ended, Mayock went into commercial real estate and eventually broke into broadcasting.

He did a little bit of everything in television from sideline reporter in college football and the NCAA basketball tournament to calling games in the Canadian Football League to lead analyst on Notre Dame broadcasts.

It was the kind of versatility that once had him dreaming of being the first person to play in Major League Baseball, the NBA and the NFL when he was growing up.

Mayock was best known for his NFL draft analysis and had settled into that role, though there was always a sense he wanted to experience what was on the other side of the business. He knew it would have to be the right situation for it to work, however.

Mayock had been inside the facilities of just about every team in his time covering the NFL and the draft and had determined one of the biggest factors in the success or failure of a franchise was whether the coach and general manager were on the same page. He knew it was going to have to be the right fit if he were to move into the front office.

Finding right fit

Mayock found it with the Raiders and head coach Jon Gruden and it didn't take long to figure it out.

While they had crossed paths many times in their roles as broadcasters, their first meeting about taking the general manager job for the Raiders took place in late 2018 when Gruden was wrapping up the first season of his coaching comeback.

The group of five or six people at Gruden's house included owner Mark Davis, but soon only Mayock and Gruden were talking.

"It was the easiest conversation I ever had," Mayock recalls. "It happened organically. It was just topic to topic to topic about football and on most of them we were aligned. I think the most important thing was just kind of the vision for how to build this franchise."

In addition to the chemistry, Mayock liked that Gruden had a 10-year contract. It afforded the duo the opportunity to remake the roster according to their vision of how it should be done with the security of enough time to see the process through.

They wanted to focus on building through the draft and augmenting through free agency in areas where they believed they could invest in impact players.

It helped that Gruden had turned assets like Khalil Mack and Amari Cooper into draft capital and salary cap space.

So they were aligned on how to build a team, but Mayock has long said a key part of their shared vision was what type of players they wanted to bring in.

Mayock stressed to his scouting department the importance of evaluating a player and not just his measurables.

"I like smelling the grass," he said. "I want to be out there. I don't want to just know the results of the 40 and the vertical jump. I want to see them work out. I want to go to dinner with them. I want to get to know them. I tell my scouts all the time that we can all watch the tape, put the reports in and evaluate, but what makes that kid tick? What's important to him? The better we do at that, the better overall scouts we will be.

"We want guys with a passion for the game of football," he said.

Football first

Anyone who has been at the team's brand new facility in Henderson before sunrise knows how important football is to the faces of the front office. Mayock typically arrives around 5:30 a.m. He insists he's never beaten Gruden to work.

The two usually share a coffee around that time to discuss the agenda for the day and whatever big picture issues may be pertinent at the time.

Together, they have turned over almost the entire roster. They believe they are far more talented, stronger, faster and better than when they started. They are certainly younger.

Mayock has confidence in what they are building, but he knows it doesn't matter until it's put to the test on the field. As much credit as he got for the success of the rookie class he put together in his first draft, he's quick to point out his team went 7-9 in his first season as general manager.

So, has the vision he and Gruden had for building the roster started to take shape?

"The answer to the question is we're getting more and more of our guys in the building, we're competing at a higher level, but it remains to be seen whether that translates on the field or not, which is most important," he said.

"I think we're slowly seeing what we wanted, which was guys to come in and compete their tails off," he continued. "We want guys that love to compete, that don't shrink from competition. That's probably why you've seen some of the guys that we've drafted from big schools, used to playing in big games, an opportunity to watch them compete in that type of atmosphere. As Jon and I are sitting here contemplating cutting to a 53-man roster, we kind of take a step back and say it's a lot harder this year. We've got more guys competing. There's more talent."

It's time to put it to the test. But Mayock doesn't have to seek out that competition like he did when he was a kid.

His work will be graded every week, starting with a road game in Charlotte against the Panthers on Sept. 13.

Interim Head Coach Rich Bisaccia

ESPN.COM

Football lifer Rich Bisaccia tasked with leading Las Vegas Raiders through choppy waters

By Paul Gutierrez

November 24, 2021

LAS VEGAS -- The stark darkness gave way to a bright Bronx winter as 9-year-old Rich Bisaccia emerged from the stadium tunnel in search of his seat. In front of him, what he had only seen on TV, or heard about on the radio or through second-hand conversations, that famed Yankee Stadium frieze and surrounding buildings. Below, more than 100 yards of a brownish green expanse lined as a football field.

Bisaccia was attending his first NFL game with his favorite team, the New York Giants, playing host to the St. Louis Cardinals on Dec. 7, 1969, and the future football lifer was excited to get a real-life glimpse of his hero, Giants quarterback Fran Tarkenton.

"I swore I was Fran Tarkenton growing up," Bisaccia said.

Born in nearby Yonkers, New York, Bisaccia had recently moved with his family to New Fairfield, Connecticut, after the passing of a grandmother and family matriarch. But his Giants fandom, passed down by his father, Nick, had only grown.

"My dad was the head football coach of the New York Giants," Bisaccia said at his initial news conference on Oct. 13 as the Las Vegas Raiders' interim coach. "He just never told anybody." Reporters and fans alike scurried to Google, Wikipedia, anything to confirm Bisaccia's Giants bloodline. It was a joke. Nick was such a fan, the younger Bisaccia said, he thought he knew *more* than the likes of Allie Sherman, Alex Webster or Bill Arnsparger.

Thing was, upon Bisaccia's elevation with the Raiders in the wake of Jon Gruden's resignation amid his email scandal on Oct. 11, the hunt was also on to find out more about Bisaccia himself.

So, yeah, there was intrigue, especially after the Raiders won a pair of blowout games against the Denver Broncos and Philadelphia Eagles in his first two contests running the Raiders to make the team 5-2 going into their bye. Then receiver Henry Ruggs III was involved in a fiery car crash early in the morning on Nov. 3 that killed a woman and her dog and fellow first-rounder Damon Arnette, an oft-injured cornerback, was released Nov. 8 after a video of him brandishing guns and making death threats surfaced online.

Las Vegas has not won a game since and the whispers are now not only about the future of Bisaccia with the Raiders, but also those of general manager Mike Mayock and quarterback Derek Carr.

Three consecutive losses -- to those Giants, Kansas City Chiefs and Cincinnati Bengals to drop Las Vegas' record to 5-5 -- have added difficulty to Bisaccia's task, one that's already unprecedented due to Gruden's abrupt midseason resignation and the releases of Ruggs and Arnette since taking the job. But as the Raiders get set to play at the Dallas Cowboys on Thursday (4:30 p.m. ET, CBS), Bisaccia remains perhaps the organization's most interesting man ... especially since so little is known about him.

"I've got five sisters," he allowed. "I've got four kids. Five grandkids.

"I owe my life to football."

Dedicated to the craft

At 61 years old, Bisaccia is a head coach for the first time at any level in a career that began in 1983. Not a particularly good student -- by his own admission -- he earned a scholarship to tiny Yankton College (yes, former Raider Lyle Alzado's school) in South Dakota and played well enough for his coach there, Pete Chapman, to earn a tryout with the USFL's Philadelphia Stars as a defensive back. He did not make the team. But Chapman, who was moving from Yankton -- now a minimum-security federal prison -- to Wayne State College in Nebraska, brought Bisaccia with him to join his staff.

And he was off.

Bisaccia finished his Bachelor of Arts degree while coaching for Chapman and at Joe Namath's summer camps and, after four years at Wayne State, a friend he had made coaching at different camps came calling.

Charlie Weis, the former Notre Dame head coach who won a Super Bowl as offensive coordinator of the New England Patriots, was at South Carolina and in charge of hiring graduate assistants and Bisaccia was at the top of his list in 1988.

"He was newly married, had his first kid but coach [Joe] Morrison didn't want his [graduate assistants] to be married or have kids," Weis said. "He wanted his G.A.s to be grunts. So, as a couple of Northeast kids, we got it done."

Bisaccia had to act like he was separated from his wife, Jeanne, and live in the dorms to get and keep the gig.

"For him to go to that length, that showed his dedication," Weis said.

Eventually, Morrison caught wind of their plan.

"Coach Morrison got a kick out of it," Weis said.

Morrison died of a heart attack on Feb. 5, 1989, and Sparky Woods was hired as Gamecocks coach. Woods retained Bisaccia as a volunteer assistant who coached defensive ends, tight ends, running backs and special teams through 1993.

"A warm personality," Woods, who is now a senior advisor at North Carolina, said of Bisaccia. "It didn't take long to realize he had a passion for the players. Neat family. His wife is awesome. It didn't take long to hire him.

"He was an excellent recruiter. A good listener. No problem being accountable. He never tried to bring attention to himself. He had a family and he needed a job but he never complained. He needed to make a living and I didn't want to lose him."

But he did.

A former fellow staffer at South Carolina, Tommy West, was named the head coach at Clemson in 1994. Guess who was at the top of *his* list?

"Rich is driven, self-motivated," said West, now the defensive line coach at Middle Tennessee State. "He can go as high as he wants to go. In coach-speak, Rich is brutally honest. He was the guy you were going to run something by. Just don't ask him if you don't want to know."

West recalled running a play by Bisaccia.

"Coach, that's the craziest thing I've ever heard of," Bisaccia told him.

"I didn't think it was that crazy," West replied.

"That's terrible," was Bisaccia's response.

Bisaccia's journey through the Deep South then took him to Ole Miss in 1999, when David Cutcliffe saw what he called a "rare passion for coaching" and developing relationships with players.

"There's no bigger fool in coaching than one who thinks they can fool a player," said Cutcliffe, who is now the coach at Duke. "He's going to light it up every now and then but not without them knowing that he respects them and the work they've put in."

Case in point: It was Ole Miss' homecoming game in 2000 against UNLV, which had forced overtime on the final play of regulation. Running back Deuce McAllister sat out regulation with a left high ankle sprain but when OT began, he told Bisaccia, his position coach as well as special teams coordinator, he would play. Bisaccia recognized the moment and trusted his player.

"I pulled rank," McAllister, now a radio analyst for the Saints, laughed as he recalled converting a pair of third downs in OT before going over the top of the pile for the game-winning 1-yard touchdown. McAllister said Bisaccia used to leave motivational notes in his locker before games.

"He'd say he couldn't wait to see me play, that everybody in the stadium was there to see me," McAllister said. "Even though everybody is *not* there to see me play, it made me feel that they were all coming to watch me."

Said Cutcliffe: "That story speaks volumes for who Rich is. It's time to think about players, not plays, and Rich was great for Deuce McAllister. I find myself saying it all the time -- you get on a grease board, or a chalkboard before, and you want to draw up a winner. But you don't just draw up a punt-block scheme; you have to have a punt blocker. You have to find him."

'Is he a great coach? Hell yeah'

With former NFL head coaches on the Raiders staff in defensive coordinator Gus Bradley, offensive line coach Tom Cable and defensive line coach Rod Marinelli, Bisaccia seemed a quizzical pick to replace Gruden.

Until you looked at the résumé.

Bisaccia, who carried the title of associate head coach and as the special teams coordinator, is well known by players on both sides of the ball.

"The irony is, I've endorsed him for a lot of head coaching jobs over the years, both in college and the NFL, back when I had a different job," Mayock said. "He's got as much respect in the locker room, in our locker room, as any coach I've ever seen in my life and the reason he does -- is he a great coach? Hell yeah. But he's an even better man and what I've always told people when I endorse him is that he's the most natural leader of men that I have ever been around.

"Rich Bisaccia is the best leader I have ever been around. ... I'm going to back this son of a gun unequivocally."

Bradley remains in control of the defense while offensive coordinator Greg Olson took over playcalling duties from Gruden. Bisaccia? He's still running special teams but he also refers to himself as an "in-game manager" inspired by John Robinson, the former Los Angeles Rams, USC and UNLV coach. "I'm a Raider, too, just like him," Robinson, who was on John Madden's staff in 1975 as an offensive backfield coach, said of Bisaccia.

"As an in-game manager, I did not call plays. I advised and yelled at the coordinators when things didn't go right; I tried to stay involved in the game. So, I was the manager of the game, how many timeouts we had. The playcaller can't do that -- maybe some guys can do everything -- the playcaller has to have somebody else remind them, 'Hey, there's 12 seconds on the clock.' Whatever that process is. I always tried to focus on that and look at our teams in terms of who's tired. The intangibles that go into a game. That's an important part of the game."

Robinson said Bisaccia's history as a special teams coach should help in his current role.

"They are prepared for the total game probably more than any other coach because they see the game more in that regard," said Robinson, now an offensive consultant at LSU. "I've always believed the special teams coach has got a sense of what the total game is."

And during that initial two-game winning streak, it was palpable in the Raiders locker room.

"Oh, yeah, we love him," Carr said. "If you find someone that doesn't like him, they probably didn't do right. They probably didn't work hard. They probably weren't a good teammate, and things like that. If you just do right, you'll love that man. And I think a lot of it has to do with just who he is as a person, how he believes. He's the same every day so you know exactly what you are going to get. As a player that's all you can ask for, especially in this league."

Running back Josh Jacobs laughed when recalling how different things were in Denver with Bisaccia at the helm when compared to Gruden.

"Man, the sideline was just so, it was like, it wasn't no anxiety," Jacobs said. "It was weird. It was like everybody was calm, you didn't have somebody cussing at you, or going crazy at the refs, you know what I'm saying? None of that. It was just like, 'OK, something bad happened?' [Bisaccia] was like, 'OK, I'm not harping on you. All right, next play. Next play.'"

"I was like, 'That's the right type of energy we needed.' I love it."

Defensive end Yannick Ngakoue overlapped the pointer and middle fingers on his right hand. "Me and coach are like this," Ngakoue said. "We have similar views on a lot of things, about how we go about our work. It starts in practice. The way he has practice set up and structured, I just feel like it's super effective in getting guys ready for Sundays."

"Do your job, be on time and you'll be on his good side. I love coach, man."

'He deserves this opportunity'

Bisaccia was beckoned by the NFL in 2002.

Or, more specifically, by Gruden, who had been traded from the Raiders to the Tampa Bay Buccaneers and needed a special teams coordinator.

Gruden's first coaching job was as a G.A. at Tennessee in 1986. Cutcliffe coached the Volunteers' tight ends at the time, so Gruden had an in.

"I had to tell [Gruden] the truth," Cutcliffe said. "It was very difficult for me because part of the things people don't understand about the industry is how hard it is to trade even or trade up with coaches. I knew we couldn't trade even with Rich Bisaccia. Our relationship went beyond just the coaching. I was close to his family, the father. There's more to this than X's and O's. Nobody was more aligned with what we were trying to do at Ole Miss than Rich."

"I knew I'd lose him to professional football. He deserves this opportunity. He's ready. And he has been. It's been far too long that he hasn't been given a chance at a Power 5 school or in the National Football League."

Bisaccia was a part of the Buccaneers staff that took apart the Raiders in Super Bowl XXXVII and Bisaccia takes a special pride in his father being in San Diego that day to "watch his son win a Super Bowl."

He remained in Tampa Bay with Gruden and his successor, Raheem Morris, through 2010. Even as an old friend called.

"When I got the job at Notre Dame [in 2005], I tried to get him to be the associate head coach and special teams," said Weis, now a SiriusXM NFL radio analyst. "I got close, but at the time he was in pretty good shape. And college doesn't pay as well as the NFL."

Bisaccia later joined Norv Turner with the Chargers in 2011 and 2012 and Jason Garrett with the Cowboys from 2013 to 2017 before reuniting with Gruden in 2018, all the while burnishing a reputation as one of the best special teams coaches in the NFL.

'I just think we are all trying to learn'

Both of Bisaccia's parents are gone now, as are the first two coaches for whom he worked in Morrison and Chapman, who died of cancer in 2003.

"I'm 61 years old and so I'd like to think along the lines you gain some wisdom, and you gain some experience," Bisaccia said. "You go through things, whether it's with family that I grew up with or I have my own [family] now, and then being around a lot of players.

"It's a combination of maybe all those things -- age, wisdom and with age comes experience that's both positive and negative and you'd like to think you learn from them. And you'd like to think you can improve and keep moving forward, and I think that's probably the message we try to give our players.

"I try to do it with my own kids. I got a kid that is one of those wildland firefighters and so he goes through a bunch of different experiences than I do and so I learn from him and the things he's had to go through and some of that. So, I just think we are all trying to learn."

Kind of like stepping out of the darkness and into the light like that winter day in the Bronx back in 1969.

DE Maxx Crosby

ASSOCIATED PRESS

Raiders DE Maxx Crosby Fulfilling His Potential In 3rd Year

By W.G. Ramirez

December 24, 2021

LAS VEGAS (AP) — Maxx Crosby wasn't popular in high school, struggled with his focus while in college at Eastern Michigan and checked himself into rehab for alcoholism after a disappointing rookie season with the Las Vegas Raiders.

Now, in his third year, it's all coming together for the 24-year-old defensive end.

"I've been through a lot ever since I was young. I was always fighting and searching for something that wasn't there necessarily," Crosby told The Associated Press in an interview.

His numbers show he's come a long way. Crosby leads the NFL with 17 quarterback knockdowns, is seventh with 25 quarterback hits, and is tied for 10th with 36 quarterback pressures.

Pro Football Focus grades Crosby as the second-best pass rusher in the league behind Cleveland's Myles Garrett and ranks him second overall among edge rushers. He was named to his first Pro Bowl this week.

"He truly is an example of when you give with no intent to receive it comes back twofold," Raiders defensive coordinator Gus Bradley said. "I think what's most impressive about him, he just consistently gives to this team, to his group, to our unit."

Not bad for a fourth-round draft pick who wasn't a standout athlete as a kid in Colleyville, Texas — population roughly 27,000 — and longed for acceptance because he wasn't, in his words, "the handsome dude."

"I always chased that. I struggled with that as a kid," Crosby said.

His previous struggles with mental health and alcohol abuse have helped put his recent success in perspective.

"This business is brutal," he said. "If you get too confident, too high or too low, those are bad things. My main thing is just staying focused on a day-to-day process and continuing to build on that every week."

Crosby acknowledged he's taken his game to a new level, but the excitement he got the first time he sacked Aaron Rodgers or Patrick Mahomes has faded. He no longer dwells on a big play or a big game.

"I'm always trying to reach new heights and new goals," he said.

Crosby said he's always believed he was capable of doing great things on the field and in life. But at Eastern Michigan, he wasn't sure how he would achieve those goals.

It was there he met the person he said has been the greatest coach he could have asked for, on and off the field — his girlfriend, Rachel Washburn.

“I had some struggles early on when I was in college, I was partying a lot, doing my thing, and I just was lost — she helped me revive my whole life,” Crosby said. “Just her mental side of things, she always was building me up. She helped me so much because I was lost. She got me through a lot. She helped me elevate a lot of ways.”

Washburn played soccer at Eastern Michigan and understood the demands placed on a Division I athlete. She helped him with his meal plans and reminded him of his long-term goals.

Eventually, in 2019 after his rookie season, she stood by him when he checked himself into rehab for alcoholism. With clarity off the field, and following a pedestrian second season, Crosby went back to work and is having a breakout year.

“My mental health is probably the highest it’s been since I’ve been alive,” he said. “Once I came to peace with my situation, I just continued to work. It all comes down to my work ethic and my peace. I’m constantly working at what I love, and that’s football and the people around me. I’m constantly working on my relationships and my craft 24/7. So that gives me peace. Right now I’m in a really good place. There’s always room for improvement. But I’m blessed. I know that.

“I always want to carry myself in high regard and just be somebody kids want to look up to and want to be like, that’s the kind of guy I am. I’m gonna do anything I can to get to the best version of myself, and as time goes and more work gets put in and more cool things start to happen — that’s just kind of how it is.”

THE ATHLETIC

Now 18 months sober, the Raiders' Maxx Crosby opens up about his journey to the brink and back

By Vic Tafur

September 6, 2021

March 11, 2020, was the day that Maxx Crosby got sober. And it's a day the Raiders defensive end always knew had to come.

"I knew from the day that I started drinking that I wasn't like everybody else," Crosby said in a recent phone interview. "I couldn't just have one drink, and it was always a crutch for me. Through high school, through college ... and even when I got to the pros at first.

"I always knew I had a problem, but it got to a point where it started becoming unmanageable and things just got overwhelming for me. It was over the top, and I knew if I wanted to be the player that I wanted to be and the person that I wanted to be, it was something that I had to cut out of my life."

Crosby's teammates voted him a team captain last week, making him one of the two defensive players of the seven selected. If you have been around training camp, it's no surprise that Crosby and Yannick Ngakoue were picked because ever since Ngakoue showed up this spring, the two pass rushers have been pushing each other and teammates at practice.

Crosby, entering his third season, is in the best shape he's ever been in and is totally recovered from last season's broken hand and torn shoulder. Most importantly, he's the happiest he's ever been.

He took some time to talk about his journey to get here, as he closes in on 18 months sober from alcohol and drugs.

"It's been an awesome ride so far," Crosby said. "The first year of sobriety, for everybody, they say, is the hardest, and I know for me, mentally and physically, it was really tough. Getting through that and learning how to live a meaningful life taking care of myself and the people around me that I care about and love ... it was an uphill battle, and it's an everyday process, but life is getting better and better."

It started in March 2020 when Crosby went to Hollywood and checked into a rehabilitation center for a month. That same day, the Utah Jazz's Rudy Gobert tested positive for COVID-19 and the NBA suspended its season. Soon after, the rest of the sports world followed and much of society went into pandemic-related lockdowns.

"It's crazy, when I got there on March 11 ... that's when everything started shutting down because of COVID," Crosby said. "The NBA stopped their season and everything was put on lockdown, so it was kind of a blessing in disguise in a way.

"The whole world was put on lockdown, and it really gave me time to go take care of myself."

Walking into Grace Recovery Center was jarring and depressing at first, but Crosby knew he had to be there.

"I absolutely love those people," Crosby said.

He then transitioned to a sober living facility in Venice Beach, where he also trained to get ready for the 2020 season.

“I was there the entire offseason, really working on myself,” Crosby said. “There were a lot of ups and downs, but I stayed the course. It was the best decision I ever made. It saved my life and it’s a miracle what the (Alcoholics Anonymous) program has done for me and my family.”

Crosby had wanted to put a year of sobriety under his belt before he told everybody, and some teammates were surprised to hear the news when Crosby told former teammate Will Compton about his sobriety on the “Bussin with the Boys” podcast in March.

“Will has a big platform and I thought it was a good idea to share my story so that it can help other people,” Crosby said.

Crosby said he has a family history of alcohol addiction.

“I’ve had a lot of people close to me deal with it, and it’s part of who I am,” Crosby said.

Crosby also has a teammate in Darren Waller who has been very public about his addiction to opiates and alcohol and his recovery since he joined the Raiders in 2018. Crosby watched from afar on the other side of the locker room at first, and now he and Waller are close friends who attend rehab meetings together every Tuesday night.

“We were always cool, but we weren’t really close before I got sober,” Crosby said. “But just seeing him, I knew I could get sober. And I never thought that would happen, to be honest. ... I was just in a bad, bad space. But seeing him gave me hope.

“When I first got sober, I was like, ‘Shit, if Darren can overcome what he did, I can do it. I can dedicate myself like he did.’ I am about to be a year and a half sober, but it’s still an everyday process. I am focused on the now, and having guys like Darren around me is so special to have that in the locker room.”

It’s not lost on Crosby that the Raiders have long been seen as the renegades of the NFL and the team has now moved to Las Vegas — Sin City — and ... two of its best players are drinking club soda and going to meetings every Tuesday night.

“Well, Darren and I have crazy-ass stories, at least,” Crosby said, laughing. “But we can shed light on real-life situations and what we went through, and that can really help other people.”

Special-teams coordinator and assistant head coach Rich Bisaccia also played a big part early on.

“He was FaceTiming me when I first got sober, and that was big,” Crosby said. “He helped me a ton ... that was special. He says to find the three things that are most important to you, and obviously sobriety is at the top right next to football and my girlfriend, family and loved ones. Keep that circle small, and keep my priorities in the front, instead of the back.”

For a guy like Crosby, who came out of Colleyville, Texas, with only one college scholarship offer and has always pushed himself, admitting that he wasn’t strong enough to handle his over-drinking by himself — that he couldn’t control the situation — was a big hurdle to get over.

"Any guy in AA will tell you, 'You can't do it alone.' That's a fact," Crosby said. "I tried to get sober multiple times in the past. I tried to do it by myself and white knuckle it, 'do it my way' and whatever, but eventually, it didn't work."

Crosby was, in fact, sober his entire last season at Eastern Michigan .. after getting in a drunk-driving accident leaving a party that spring.

"I wrecked my car and got arrested," Crosby said. "I knew I was going to face some kind of suspension. Coach (Chris) Creighton told me it was going to be a two-game suspension, but that second game was against Purdue ... that's a huge game. At Eastern Michigan, if you're playing a Big Ten team, that's a monstrous game. I was like, I cannot miss that game. And I was waiting for a couple of weeks to see what he was going to do. It was a scary time."

Creighton made Crosby a deal.

Crosby had to stay sober the entire season, get drug-tested and breathalyzed frequently, do a lot of community service and the suspension would only last the first game. If Crosby drank after any game or failed a test, he would be suspended again immediately.

Crosby was planning to enter the NFL Draft early after that junior season, so it was a no-brainer. And a white knuckler.

"He challenged me," Crosby said. "And I stayed sober and was able to get to the draft. Without that challenge, I don't know if I would be here today. Looking back on it, obviously, I went to the pros and had my struggles again, but a year and a half later, our relationship is so strong. (Creighton) always reaches out to me."

Crosby stayed sober for nine months without working a program, until he exhaled after getting picked by the Raiders and getting that first big paycheck.

"I was a pro," Crosby said. "Didn't have to go to class anymore, less responsibility and more money and you want to fit in with the guys. I started again and things got worse and worse."

During the draft process, the drunk-driving accident was the first thing Crosby was asked about by every prospective NFL team. And as he answered, Crosby thought to himself that he needed to address the problem with a full-fledged plan and program someday.

That day came a year later.

"The AA program, with the 12 steps and everything you have to do to truly heal yourself, is a different experience," Crosby said. "I could go on all day about it. The quote that stuck with me the most is, 'The one thing you have to change is everything.' The people around you, your daily routine, everything in my life had to change." Besides the support of his current and former coaches and teammates, Crosby also now has a team of counselors, AA members, mentors, sponsors and housemates from Grace and the transition center pulling for him and staying in touch.

"It's been an amazing journey," Crosby said.

ESPN.COM

Las Vegas Raiders DE Maxx Crosby says he's 18 months sober after stay in rehab last offseason

By Paul Gutierrez

August 27, 2021

HENDERSON, Nev. -- A week before the world shut down due to the COVID-19 pandemic in the spring of 2020, Maxx Crosby's world opened up.

That's when the Las Vegas Raiders defensive end began a month-long stay in rehab for alcoholism and is now nearing an 18-month milestone of being sober, on the cusp of the 2021 NFL season. In a wide-ranging interview with ESPN on Friday, Crosby detailed his fight for sobriety as he enters his third NFL season.

"It got to a point after my rookie year my life became unmanageable," Crosby said. "Alcohol, partying and all that s--- became too much of a distraction in my life. It became just overwhelming. I've always had issues with drinking and partying throughout high school and college. I've been able to slip by and get by, but it became too much for me and it's always been that one crutch.

"Alcoholism runs in my family and I'm an alcoholic. So, for me, I knew it was something that was always a crutch. I always knew I had a problem. I knew I couldn't just drink like everybody else. I got ahead of it. My first year of sobriety is always the hardest and that was last year. I had a lot of ups and downs. Mentally it was really tough for me. But going in, I'm almost a year-and-a-half sober now and life is great. I'm really enjoying every single day. I'm enjoying the work."

Crosby, who turned 24 on Aug. 22, was a Day 3 draft pick of the Raiders in 2019 out of Eastern Michigan, the No. 106 overall selection in the fourth round. He racked up 10 sacks as a rookie.

But it was in that offseason when Crosby decided he needed help.

"It was March 11 [2020], the day I got sober," he said. "I was living in Hollywood. Strolled out there and checked into rehab. ... And the whole world was put on shut down. I was there for a month and then I was able to just get myself right. And then after rehab, for that month I went to a sober living [facility] and I was staying out in Venice Beach all the way until training camp. I was literally in treatment like for the whole offseason.

"It was a big struggle but looking back on my journey, I know five years, 10 years down the road, I'll look back and be like, that was the biggest offseason of my life even though I was just trying to get my s--- together and just trying to stay above water. I know if I can make it through that s--- and get sober, I can do anything. It was special and I met some awesome people along the way."

Raiders owner Mark Davis said he was happy for Crosby.

"I think it's fantastic," Davis said. "Everybody has their demons. Obviously, he recognized he had a problem and he went out and fixed it. Recognizing it and wanting to fix it is the No. 1 way to get the help you need. And he did it."

Raiders coach Jon Gruden agreed.

"Maxx is an amazing man," Gruden told ESPN. "He realized he had a problem and he isolated himself and conquered it. He has incredible mental toughness and a desire to be great. He's a great inspiration for people to see what you can do if you're committed to following through."

Crosby said teammate Darren Waller, a Pro Bowl tight end, has also been open about his battle with addiction and they have become close friends.

"Here's a guy that was deep," Crosby said of Waller, "deep as hell and almost lost his life and he was able to come back and is now one of the best players in the league. For me, seeing a guy like that, that gave me hope. When I went off to rehab, I was terrified. I didn't know if I was able to do it. I couldn't imagine my life being sober. But today, the blessings that have come my way from being sober and doing the work and trusting in the people around me have been incredible.

"I'm living my real purpose and helping people out. ... The whole basis of AA is literally you can't do it alone. AA is a big family."

Crosby followed up his rookie breakout season with seven sacks last year and says after a year-plus of being sober, and re-dedicating himself to his health and fitness, he is primed for a good season.

"This offseason has been incredible," he said. "I've never been in this good a shape in my life. I've never been this dedicated. I've always been a hard worker as far as work ethic. ... I've taken it to a whole different level.

"I love being able to talk about it and share my story with other people and try to help other people out there going through what I've gone through."

LB Divine Deablo

THE ATHLETIC

‘I belong here’: Raiders’ Divine Deablo finding success and gaining confidence as an NFL linebacker

By Tashan Reed

December 23, 2021

The moment was finally here for Divine Deablo. After spending months rehabbing a knee injury that forced him to miss most of rookie minicamp, all of mandatory minicamp, most of training camp and the first two preseason games, he was suiting up in a Raiders jersey for the first time. Not only that, but he was starting given most veterans and established players were sitting out the final exhibition game before the start of the regular season.

It wouldn’t take long for his debut to sour.

“To be honest with you, at the beginning of the game, I felt like I didn’t belong,” Deablo said in a phone interview Wednesday afternoon. “I was really challenged mentally right there.”

Deablo had just practiced for the first time earlier that week and was lining up at linebacker in a game for the first time in his life, so his technique and fundamentals were shoddy at best. He was hyper focused on making contact with the 49ers’ offensive linemen and blockers, but he didn’t have a real plan once he got there. More often than not, the blockers merely shoved him aside or drove him into the ground.

The rookie finished with nine tackles and felt like he improved as the game went on, but the rough start stuck with him. It was a stern message that he was far from where he wanted to be.

“It was embarrassing, really,” Deablo said. “And I just didn’t want to feel that feeling ever again.”

Four months later, he had a chance to redeem himself when he made his first career start in a Week 14 matchup with the Chiefs. This time around, his emotions were divergent from the doubt he felt in the preseason. He wasn’t quite comfortable and still had pregame jitters, but he wasn’t nervous.

“And that was kind of freaking me out,” Deablo said. “Because, usually, my heart is racing before the game and I’m thinking about every little thing that could happen. But, this game, I don’t know, I wasn’t panicking or anything.”

“I just told myself, ‘I belong here, and I can compete with anybody out there on that field.’”

The Raiders lost 48-9 in a rout, but Deablo shined. He tied for the game-high with 10 tackles and gave up just one catch for 2 yards despite often being matched up with Chiefs’ star tight end Travis Kelce. Deablo played so well that the coaching staff essentially benched Cory Littleton, a six-year veteran making over seven times more than Deablo this season.

Deablo started again in the win last week over the Browns. While he only finished with four tackles, he helped make a game-saving play and continued to make strides.

“Divine Deablo was a safety coming out and we knew he had the speed and the instincts that we were looking for, but the block protection was something that he had to work on,” defensive coordinator Gus Bradley said Thursday. “So, to see him improve during the year and actually look like a complete linebacker ... (it’s) the physical nature that he’s playing with. He had a banged-up shoulder, came back and played. He showed that physical toughness. He’s been very impressive for us.”

It’s still early, but Deablo has the look of a player who can be a contributor for the franchise.

“I feel completely different,” Deablo said. “I’m not cocky or anything, but I am very confident in my ability to make a play, get off blocks and shed blocks now.

“It’s just a completely different player than that 49ers game.”

Raiders linebacker coach Richard Smith told Deablo that he expected him to start from Day 1. It was Smith, after all, who spoke up and told general manager Mike Mayock that Deablo would be a starting weakside linebacker in the NFL during the scouting process prior to the team drafting him in the third round (No. 80 pick) in April. For Deablo to get there, though, it would take a lot of work.

Deablo was a converted safety during his career at Virginia Tech. He played the “Rover” position and spent more time in the box in his final season, but that was still vastly different from playing linebacker. For instance, he never really had to interact with offensive linemen or set the edge on the line of scrimmage. The day after Deablo was drafted, he spent time watching his college tape with Smith. Smith, who’s known as a stickler for detail, critiqued everything from Deablo’s stance being too upright to how he engaged and shed blockers with his hands to his footwork.

“I can make a damn near perfect play, but he’ll point little things out,” Deablo said. “And I do appreciate him for that because I know, at the end of the day, it will make me a better football player.”

Rookie minicamp, which started May 7, would be the first time Deablo got to work together with the coaching staff on the field. It was during that initial session, however, that he suffered his knee injury. Naturally, it was frustrating. He still showed up every day in the meeting rooms, remained attentive and interacted frequently with his coaches and teammates, but he couldn’t show them what he could do.

“It was very upsetting just sitting on the sidelines watching all my teammates grind and work harder and getting better every day, specifically the rookies,” Deablo said. “I watched all of them work so hard. Nate Hobbs, Tre’von Moehrig, Alex (Leatherwood), they all earned their starting job. I just wanted to be a part of that, you know? And I couldn’t. It was hard for me mentally, but it’s nothing I haven’t gone through before.”

During his sophomore season at Virginia Tech, Deablo suffered a season-ending injury four games into playing safety and had to take a medical redshirt. He spent that year learning while being unable to perform physically and made an effort to translate the lessons he learned then to the start of his NFL career.

“It actually helped me a lot, especially mentally,” Deablo said. “Because I knew my time would come; I just had to be patient and I had to be ready whenever my number was called.”

Deablo's preseason struggles were televised for everyone to see, but the process that led to his redemption largely happened out of public view. He was assigned to the scout team defense, which meant he would help emulate the opposing team's defense to help the first-team offense prepare every week. Instead of getting down about the fact that it meant he wouldn't be in the defensive rotation on game days, Deablo took the role seriously.

As a result of the constant harping from Smith and Bradley, he homed in on the details. He watched film intensely, was aware of all of his responsibilities and showed the ability to fulfill them once bodies started moving. When he made mistakes, he studied them intently in an effort to make sure they didn't happen again. His scout team duties were at their most intense during the "run" period, which is essentially scrimmaging without live tackling.

"I loved that," Deablo said. "That's when I'd go my hardest because that's when we go all out. ... That's where I could really work on getting off blocks, hitting and shedding off. And that really helped me become the player I am today."

Something else that helped Deablo develop was learning from the veterans in the linebacker room. When the Raiders waived Tanner Muse, their 2020 third-round pick who was also a converted safety, and signed K.J. Wright in September, Deablo was left as the only linebacker on the active roster with fewer than six years of experience. Wright, Littleton, Denzel Perryman and Nick Kwiatkoski served as roadblocks to playing time for Deablo, but he viewed being surrounded by them as a resource.

"I'm actually extremely grateful that I was put in a room with so many vets," Deablo said. "They all come to me with knowledge. If I have a question, I can go to any of the guys in the room. Including Nick Morrow, who's been injured all year, but even him. He's always giving me pointers, tips. And it's definitely helped me become the player I am today."

Once the season started, Deablo began to meet with Wright every Tuesday to watch film. It's usually an off day for the Raiders on a typical week, but that was irrelevant.

"He comes in and he's always asking questions," Wright said earlier this month. "I've played the linebacker position all my life and for him to buy in and listen to me, it's only going to benefit him. ... And he's just getting started. He still has a lot to learn, but just take it one game at a time and one play at a time. I told him, 'Just stay calm when you're out there and trust yourself.'"

In the first two games of the season, Deablo was exclusively a special-teams contributor. When safety Dallin Leavitt suffered a concussion against the Steelers, however, it opened a window. Ironically, Deablo's first defensive snaps in a game that counted would come in a variation of his old position. He played 22 snaps against the Dolphins in the "dime" safety position, which the Raiders used to get a sixth defensive back on the field.

"I didn't get much practice at the position, and I realized I can improve not only at linebacker but at that position as well," Deablo said. "I messed up on one rep specifically. I forgot what play exactly it was, but I know the coaches lost a little trust in me. So, that was another learning curve for me. Like, I still have a long way to go. I just gotta put my head back down and keep putting in that work."

Deablo played just four defensive snaps over the course of the next eight games. He was again just a special-teams contributor, but he found ways to grow from the experience.

"I will say special teams helped me get familiar with the game speed of the NFL," Deablo said. "I remember when I actually felt like I was going the same speed as everybody else and that was against the Chargers (in Week 4). I actually felt like I was faster than everybody else. ... That's when I knew I could compete with these guys out here."

It all clicked for Deablo during a run period. He still hadn't played linebacker since the preseason, but he felt like he figured it out.

"And I knew I still had a long way to go, but I wasn't getting pushed around like I was in the first preseason game," Deablo said. "And I was getting off blocks and finishing on the ball. That was really the thing I wanted to improve on the most and I ended up doing it."

But Deablo still had to wait, and his breakthrough wound up being unplanned. Against the Washington Football Team in Week 13, the Raiders had Kwiatkoski, Littleton and Perryman all go down due to injuries. That meant unexpected playing time for Deablo, who answered the call with 11 tackles.

"This whole year I actually knew that moment would come; I just didn't know which game it would be," Deablo said. "I just worked hard every day coming to practice, knowing my responsibilities and just not letting my teammates down. So, when my name did get called, I was a little nervous at first. You could see me over-pursuing at the beginning. But I feel like I finished strong and calmed down a little bit. And I actually became very comfortable just going out there and playing. It was pretty fun, for real."

That carried over against the Chiefs and Browns, and Deablo is set to start at weakside linebacker again this week against the Broncos. He's flashed the coverage ability of a safety while showing the knowledge of how to fulfill run fits, take good pursuit angles, display proper tackling technique and navigate blockers. That hasn't been lost on his teammates.

"Deablo, man, he's coming too," Perryman said Wednesday. "Everybody sees it. He's out there making plays. He's a quiet one. Like, even on the field he's a quiet one. But, like I said, he's making plays. His road just changed. In this profession you gotta have that next-man-up mentality and his number was called. He ain't disappointing nobody right now."

Deablo still has to show he can sustain this moving forward, but he's off to a strong start. While he's a better and more confident player now, he's not easing up. He knows he belongs, but he wants to excel.

"I just gotta remember my why, which is my family," Deablo said. "And remember my end goal of the football thing. I do want to be in the Pro Bowl one day. I do want to be a Hall of Famer. And I want to be one of the best to ever do this new linebacker position. They're changing the linebacker position; they're looking for heavy guys that can move."

"And I want to be one of the best to ever do it."

CB Nate Hobbs

THE ATHLETIC

The ascent of Raiders rookie Nate Hobbs: 'My work is not done yet'

By Tashan Reed

September 30, 2021

Nate Hobbs had no expectations of playing in the NFL. Growing up in the West End of Louisville, Ky., he had never seen anyone make it to the league firsthand. For someone raised in a family of five supported by a household income of \$25,000, earning a full-ride scholarship to play football at Illinois was enough.

"Making it to college where I'm from, that's like making it to the NFL," Hobbs said while driving home from a Raiders practice earlier this month. "I really wasn't thinking about the NFL until my junior year when scouts started hitting me up. ... So, when that became real to me, that just put me in a whole other drive because I was like, 'Damn, this is attainable. Shit, it's something I can do.'"

Hobbs had his best college season as a junior in 2019. He started all 13 games and posted a stat line of 67 tackles, 5 1/2 tackles for loss and seven pass deflections on his way to being named All-Big Ten honorable mention. He only started five games in the COVID-19-shortened 2020 campaign, but he'd shown enough to get drafted by the Raiders in the fifth round of the 2021 NFL Draft. By the time he arrived at the team facility in Henderson, Nev., for rookie minicamp and offseason team activities earlier this year, the drive that he'd shifted into as a collegiate junior had altered his mentality: He no longer doubted his potential to be a pro.

"My mindset going in was, 'I don't care where I'm at on the depth chart or where they put me or what position I gotta play.' I didn't even look at the depth chart, honestly," Hobbs said. "That was my mindset: Put my best foot forward every day and I got a good feeling I can play with these guys. And then it turned from a 'I think I can' to a 'I know I can' play with these guys."

Halfway through June, Hobbs had already jumped out and impressed defensive coordinator Gus Bradley with his athleticism, instincts and football knowledge. He remained consistent through the beginning of training camp in July and was the starting nickelback by the preseason opener against the Seahawks in August. It's a job he hasn't relinquished. The Raiders released fellow nickelback Nevin Lawson after he served his two-game suspension to start the season, unofficially signaling Hobbs would keep the job.

Hobbs isn't surprised, but he's appreciative. And while he's appreciative, he's not satisfied.

"I just knew, my work is not done yet," Hobbs said. "I earned the starting job for a reason; now I gotta show why I earned it and show what I can do."

Initially, life at home was good for Hobbs. Yes, his family was poor, but he had both his parents, an older brother, a younger brother and a younger sister. They didn't have much money, but they had family and that got them all through. When Hobbs was 12 years old, however, his father, Nate Hobbs Sr., died in his sleep from cardiac arrest. That left his mother, Denise, with three kids still in the house to raise on her own and forced her late husband's namesake to mature.

"I had to grow up quicker," Hobbs said. "But I just tried to keep playing sports as a way to just keep my head on straight. Because if you don't play sports there and you live in a certain area, then it's probably not going to be good for you."

Hobbs also thoroughly enjoyed athletics, but he partly played T-ball, basketball and football to keep himself occupied both mentally and physically. Denise always made sure her children were doing something outside of school to help protect them from the dangers of their environment. Sports and his immediate family were everything to Hobbs.

"Shit, all we had was each other," Hobbs said. "It was a lot of times where we just had to rely on each other."

On the football field, Hobbs was a talented but undersized player who spent his freshman and sophomore seasons at Louisville Male High on junior varsity. That wasn't uncommon for a roster loaded with talent and coach Chris Wolfe still saw enough to make Hobbs a starter at outside cornerback as a junior. He was one of just two juniors who started on a team that went 15-0.

Hobbs played well, but he wasn't dominant. He grew taller, filled out physically and took another step athletically the following offseason and was an entirely different player his senior year.

"From a football standpoint, I've been coaching 22 years and by the time he was a senior, I don't know that we've ever had a kid as athletic as him," Wolfe said earlier this month. "He had all the typical things of the guys that are going to be successful. Obviously, he was incredibly gifted, but he had a great work ethic and great toughness about him."

Off the field, Hobbs had to work in order to help support his family. After going to school, practice and work, he often didn't make it home until 10 p.m. or later. He didn't have time to worry about recruiting, and neither he nor his mother had the money for him to attend recruiting camps or go on unofficial visits, anyway. He had an uncle, Lanier Hobbs, who took notice of both his talent and predicament, though, and reached out to help.

"He stepped up as a father figure because I ain't really have a father figure," Hobbs said. "He was telling me I need to go to these camps and do this, that and the third and I was like, 'Bruh, I can't do that. I got work.' He was like, 'Whatever you don't have, just let me know.' ... He played a big role in where I'm at right now."

Hobbs got more involved in the recruiting cycle with the help from his uncle. Regardless, coaches at bigger schools still weren't believers.

"He was underrecruited because he was such a late bloomer and all the Power 5s offer kids as sophomores," Wolfe said. "I really couldn't get (Power 5 coaches) to even come look at him."

So, in the final month of his senior season, Hobbs committed to Western Kentucky. The next month, however, its head coach Jeff Brohm left for the same job at Purdue. Hobbs re-opened his recruitment and, after seeing how he closed out his senior season, Illinois extended an offer. Hobbs was initially hesitant to accept because of the timing, but he ultimately signed in February 2017 and enrolled that summer. It'd prove to be a wise choice.

Hobbs didn't need much of an adjustment period to make an impact at the next level. He started 10 games as a freshman, led the defense in snaps played and made the Big Ten Network All-Freshman team. Despite the seamless transition and immediate results, however, Hobbs was overly reliant on his talent.

He understood coverages and defensive concepts from his time at Louisville Male, but then-Illinois coach Lovie Smith taught him to better understand what the offense was doing. He not only picked up on the intricacies of the Cover 2 zone scheme that Illinois ran but began to key in on offensive tendencies and strategies. He was suspended for three games to start his sophomore year for a violation of team rules, but Smith gave him a chance to redeem himself partly due to his overall improvement, and he went on to start seven games.

"Without him giving me that chance at Illinois, I wouldn't be here," Hobbs said in May. "He's taught me a lot about the game of football and him being an NFL coach, I feel like I'm already on that NFL level mindset-wise and I know how to carry myself like an NFL guy on and off the field."

But entering his junior year, Hobbs was considering leaving. He'd had two different position coaches in two years and was being asked to learn under his third in Keynodo Hudson. The two met that offseason, and Hobbs entered the meeting with an open mind rather than anger.

"I was extremely impressed with him just because he was so engaging," Hudson said earlier this month. "And all he cared about was getting better and becoming a master of his craft. And he wanted somebody that could develop and let him home in on his skill set and see what it could be if he maxes it out. He gave me what he had, man, and some."

Hobbs decided to stay. Not long after that his uncle, who remained an instrumental figure in his life and attended all of his college games to that point, died. The loss rocked him, but it didn't break him.

"I feel like God has put me in this position for a reason," Hobbs said. "And as long as I'm not dead, as long as I'm still here, I'm going to keep going."

Hobbs gravitated to Hudson more after losing his uncle and found yet another father figure in the process. Smith had given an edict to his coaching staff to develop the players on the roster as men before developing them as athletes, and Hudson took that to heart. He spoke to Denise, learned more about Hobbs' story and made a genuine effort to form a bond with the young player.

The then-20-year-old had good character, was caring, had a big heart and had experience handling responsibility, but he still had room to grow. His sophomore suspension taught him a lesson, and that coupled with Hudson's guidance helped him improve when it came to the way he carried himself and how he engaged with others.

"I saw him grow light years in one year," Hudson said. "He totally changed everything about him: The way he dressed, the way he carried himself, all that. He turned himself into a great ambassador of the university. ... And I wasn't the only one: Coach Smith was right there preaching the exact same thing. We had a strong group of men that were around him."

Hobbs left his mark at Illinois both on and off the field. Hudson described him as a "catalyst" and praised him for not only being able to back up his talk with action but also making an effort to teach those around him. He emerged as a team leader in his last couple of years and helped instill a sense of accountability among those in his position group. And, on the field, he was an X-factor.

"He can play anywhere on the field," Hudson said. "Also, Nate is freaking physical. He's a boy dog. He's extremely tough. Once again, that comes from his house and just where he was raised at. Louisville is a tough city, and that kid represents that through and through. He's an absolute tough, physical, ferocious player. It's rare to have a corner that's tough and has phenomenal ball skills with a big-time athletic skill set. Nate can jump out of the gym. He can 360 windmill. He can do the Vince Carter, baby, I'm serious. This guy got bunnies."

The coach was giddy while hyping up his former player. And those same traits would draw a similar reaction from a long-time NFL talent evaluator.

Illinois held its 2021 pro day in March, and the Raiders had a scout in attendance. After it was over, the scout called general manager Mike Mayock.

"Mike, do me a favor and put your eyes on Nate Hobbs," the unnamed scout said. "He just ran a 4.45, he jumped 41 inches. He tested better than we thought he was going to test and I'm not sure if we got the right grade on him."

The Raiders had a solid grade on him, but it wasn't that, so Mayock got off the phone and dived into his tape for two hours at Raiders headquarters. Once he finished, he ran downstairs to the second floor of the building to get the attention of defensive backs coach Ron Milus.

"Milo, get your eye on this guy, please," Mayock said. "And tell me what you think. Today."

An hour and a half later, Milus came up to Mayock's office with a verdict: "We got something." Although Hobbs spent his college career playing outside corner, Milus thought he'd be a fit at nickel because of his toughness, aggressiveness, quickness and ability to process information in a timely manner. The Raiders moved Hobbs up their draft board and the coaches and scouts alike had a consensus in their view of him, but they still wanted to get him in a video call as a final confirmation.

The coaches challenged him mentally. They told him verbiage from the defensive scheme and asked him to repeat it. They had him to describe concepts. They showed him still images of plays and told him to explain what was happening.

"He knocked it out of the park," Mayock said. "And then it was the whole group getting together to say, 'We gotta get this guy.'"

The Raiders did just that in the fifth round with the 167th pick, which they acquired from the Seahawks in a trade for guard Gabe Jackson earlier in the offseason. Hobbs, who was at home in Louisville when he got drafted, quickly flashed his confidence that he could live up to expectations.

"I'm just so thankful to the Raiders organization for taking a chance on me," Hobbs said. "I won't forget that. I won't forget the guys who were taken before me, the guys who I feel like didn't do as much as me but were still picked up. I'm just so thankful for the Raiders for taking a chance. They won't regret it. They're getting the best underdog they've ever drafted."

He also showed emotion. In addition to the losses of his father and uncle, he lost his grandmother last year to cancer. It hurt not to have them around for his big moment, but the accomplishment also brought him solace.

"I know they're proud of me right now," Hobbs said. "I know they're in heaven, looking down on me and I know their hands are on me. They're guiding me, really. I'm just so happy I could make this happen. It's like fate. My uncle, he used to always tell me I was going to be here when I was in high school, and I didn't know what he was talking about because I've always been an underdog."

"I've always been a guy who wasn't supposed to be here, but I'm here now."

Hobbs was everything the Raiders anticipated in practice. He showed the prerequisite physicality needed to be an effective run stopper and blitzer. He had the size to match up with outside receivers and tight ends but was still fast enough to keep up with running backs and slot receivers. He could play either inside or outside cornerback and either man or zone coverage. There was still a question of whether it would translate to games, but he soon dismissed that after an impressive three-game run in the preseason.

"I'm really proud of him," Jon Gruden said last month. "I'm really excited to see what he does in his future. I tried to summarize him a couple days ago: He has the it factor. He rarely makes the same mistake twice. He loves football. He eats it up. And he's one of the energizers of our defense. He's walked in here and given us a lot of skills that we can utilize."

That was a strong vote of confidence, but Hobbs still had something to prove. Performing in the preseason against backups is one thing; could he do the same in the regular season when games started to count? It's still early, but the answer has been yes so far.

Through three starts, Hobbs is eighth on the team in defensive snaps and has looked comfortable both in pass coverage and against the run. He's fifth on the team with 11 tackles. He's given up 11 catches on 12 targets according to Sportradar, but those completions have only gone for 44 total yards, which is an average of just 4.4 yards per catch, and he's yet to give up a touchdown. His play has resulted in more confidence from the coaching staff: He played just 50 percent of the defensive snaps in Week 1 but jumped to 82 percent in Week 2 and 86 percent in Week 3. He's already become a fixture of the defense and one of the best rookie cornerbacks in the league.

"I think we saw in preseason, it wasn't too big for him and then getting into the season, it hasn't been too big for him," Bradley said earlier this month. "He's kind of a work in progress on some of the things that we're doing but it's pretty consistent. He's playing like a veteran at that position for us and he's got that kind of mentality. He's a fierce competitor."

That competitiveness has led to some trash-talking on the field. Just like in college, though, he's been able to back it up. It's not something that he does for show, either; it's just a part of who he is.

"I just think it comes from where I come from (and) where I've been," Hobbs said. "I went through a lot of adversity in my life, and I think that shows the way I play. I play with passion. I play with want-to. And when I'm on the field, I'm going to enforce my will."

RAIDERS.COM

Deeper Than Football: Nate Hobbs' faith and fearlessness has led him here

By Levi Edwards

September 11, 2021

Shortly after Nate Hobbs was drafted by the Las Vegas Raiders, he got a call from Gill Byrd. Byrd, a Pro Bowl defensive back who played for the San Diego Chargers for 10 seasons, was one of Hobbs' defensive back coaches at the University of Illinois.

While congratulating Hobbs on his selection in the fifth round of the 2021 NFL Draft, Byrd heard a bit of disappointment in his mentee's voice.

As if something was bothering him despite his NFL dreams coming true just hours prior.

"I'll never forget, I said, 'You're mad, huh?'" Byrd recalls now of his draft-day call with Hobbs.

"He said, 'Yeah.' And I said, 'I know. You're going to carry it with a chip on your shoulder because you're better than a lot of the guys that were drafted before you. It's now up to you to show the NFL.'"

That proverbial chip on Hobbs' shoulder was evident from the jump. Minutes after getting the call from General Manager Mike Mayock and Head Coach Jon Gruden, he let it be known to the world what was on his mind.

"I won't forget the guys who were taken before me," Hobbs said in his introductory conference call. "The guys who I feel like didn't do as much as me but were still picked up. I'm just so thankful for the Raiders for taking a chance. They won't regret it.

"They're getting the best underdog they've ever drafted."

Months later, I sat down with Nate Hobbs the day before the preseason game against the Los Angeles Rams in SoFi Stadium. I asked Hobbs about those comments he made referring to himself as "the best underdog." He lightly chuckled while reminiscing about the statement he proclaimed.

"That's funny because I was filled with so much emotion when I was saying that," said Hobbs. "I said that, but I noticed – I didn't say that just talking, but I was filled with emotion. But I noticed people didn't forget that, and if I said that, I got to stand on it.

"That's how I live. I don't like to say things just talking. I said it, and I got to stand on it. So I try to bring my A-game every day, I try to come to get better every day."

The journey Hobbs has taken to the Raiders hasn't always been a pretty one. It's been gritty, like his hometown of Louisville, Kentucky, – the same city that produced one of the greatest heavyweight boxers of all time, Muhammad Ali. Hobbs grew up in the West End of Louisville, one of the higher crime populated areas of the city. The problems have unfortunately gotten worse in Louisville over time. The city's violent crime rate is reportedly 81 percent higher than the national average, with a record 100 homicides within a six-month span this year, according to the Louisville Courier-Journal. Hobbs took to sports from an early age as an outlet from what was going on around him.

"Growing up there, a lot of times a lot of kids play sports. Louisville can be a nice place, a nice area. It's not a huge city. It's not a Chicago or New York, but it does have almost a million people so it's a big city. You can get into whatever you want to. So a lot of kids, they would play sports, and that was something that kept you out of whatever.

"Not to say it was a horrible place, but it is a top place for crime," Hobbs said. "That comes with if you live in the bad part in West End or wherever things tend to happen."

Hobbs' solid foundation comes from his family. His single mother, Denise, raised him and his two brothers since she was 16 years old. His father passed away when he was 12. Hobbs said she "dedicated her life to us" for them to make it to this point. He was also guided by his grandparents and uncle, whom he lived with for a duration of time in West Louisville. They were some of his biggest supporters, taking the village approach to raising him and his siblings.

Hobbs told me having a mother with wisdom "way ahead of her years" helped him immensely through the journey of getting to the NFL. He said that the selfless woman barely ever asks him for anything, even after signing with the team. He said he's "almost got to press her" to see if she needs something, as one of his biggest concerns is making sure the woman who raised him is taken care of.

"My mom means everything to me. She sacrificed her whole life, honestly, for her children, for her kids. She made a real commitment to raise us the right way. Everywhere I'm at, what I'm doing right now, the man I've become – I attribute that to her. Whatever I can help her with now, that's what I try to do. I just try to be there for her. We're there for each other. Be there for her like she was for me."

Nate Hobbs was not heavily recruited coming out of Louisville Male High School. The cornerback had a few MAC and NAIA scholarship offers and was originally committed to Western Kentucky until Lovie Smith at the University of Illinois started heavily recruiting him late in his senior year. Illinois was the only Power Five conference offer he received.

"I think I was really a two-star [prospect] but I didn't get those stars until I committed," Hobbs said. "If you looked up my name it didn't say any stars beside my name until I committed to Illinois – then I had two stars.

"I just say that the stars don't matter."

Smith, the Houston Texans current associate head coach and defensive coordinator, also cared less about the stars and hype. When the former Illinois head coach put on Hobbs' film, what he saw a pure athlete.

"High jump – seven feet. Six-foot corner who tackles. He was a punt returner, he was a skilled guy, he could run," said Smith. "We trusted our evaluation, and our evaluation said this guy could really turn into a pretty good football player.

"Then if you get a chance to meet him too, you see exactly who raised him. His mom, Denise, is just a special lady. He was taught the right way, and I just knew he would have a positive impact on the culture of the program and that's exactly what happened."

Hobbs' impact on his team wasn't immediate, however. Hobbs dealt with a few maturity issues as an underclassman at Illinois and claimed that some off-the-field issues caused him to be suspended for three games in his sophomore season and almost got him kicked out of school.

"He knew I wasn't a man, but he was treating me like I was a man, because I felt like he knew where I could go," Hobbs said about Coach Smith. "I was 18, 19 doing things 18, 19 year olds do. Making those mistakes, getting in trouble — probably more than the average person. He said that was unacceptable and I just figured out, 'Maybe this is how I should carry myself,' and certain things aren't acceptable."

"He never stopped believing in me."

Gill Byrd became the safeties coach at Illinois in the midst of Hobbs almost being dismissed from the team. Byrd described it as a touch-and-go situation.

"It was serious enough where we had to talk to him," said Byrd. "A lot of these guys had gone through a lot of things with Coach Smith already, so I was just trying to understand the landscape and what was going on."

"Nate, he took the coaching, he took the teaching, he took the off-the-field advice to the heart. He was close, as far as not being there. The consequences were getting more severe, but he learned. It's part of growing up."

Under Byrd's guidance, Hobbs blossomed into a premier cornerback in the Big 10. In his junior and senior season, he compiled 100 total tackles, nine pass deflections and two interceptions. The biggest impact Byrd made on Hobbs can't be measured with statistics though.

"The biggest way he tried to connect with me was off the field," Hobbs said. "Seeing if I was cool off the field, personally. And just try to teach me about life and developing as a man, and I appreciate him for that. Always just trying to be deeper than football. Football is the sport we play and that's the main focus, but it's deeper than football. It's deeper than just the game, it's life, and I felt like he taught me some things about life."

Coming out of Illinois, Hobbs was back at essentially the same place he was coming out of high school as an under the radar player. Fortunately for Hobbs and the Las Vegas Raiders, his skill and athleticism didn't go unnoticed by General Manager Mike Mayock — the same way it didn't go unnoticed by Lovie Smith nearly five years prior.

"I got a call from one of our cross-check scouts after the Illinois Pro Day, and he said, 'Mike, do me a favor and put your eyes on Nate Hobbs,' said the Raiders GM. "'He just ran a 4.45, he jumped 41 inches. He tested better than we thought he was going to test, and I'm not sure if we got the right grade on him. Don't get me wrong, we had a pretty solid grade on him, but I want to make sure he's not getting lost in the cornerback shuffle.'"

"So, I got off the phone and literally put his tape on right there, and I was like, 'Man, he competes.' He tackles. He's tough. He's a three-year starter in the Big 10. He was an outside corner almost predominantly, and he played special teams. This was a hard-nosed, tough guy. And he just ran 4.45 and jumped 41 inches. I spent about two hours watching him, get out of my chair, sprinted downstairs to the second floor, [and] grabbed Ron Milus, the defensive back coach."

"We got him on a Zoom call, and he knocked it out the park. What our coaches do is they challenge him pretty hard mentally. They give him some of our Raider verbiage, and they push it out and challenge it back. He got all the concepts immediately. I was on the Zoom call, I saw. It wasn't like I heard about it; I was on the call. He got all the concepts. The coaches drilled him. He got an A+ on that drill, and we're sitting back there going; OK, what's wrong with this picture? A three-year starter in the Big Ten. Tough, competitive. Every one of our scouting grades on him with competes and toughness was at a high end.

"So, I think the cool part for me is seeing it come together. It started with a trigger from the cross-checker to tell me to get my eye on him. It went from there down to Milo, then it went to the Zoom call, and then it was the whole group getting together to say, 'We got to get this guy. Where is he probably going to go league value? And at what point do we have to pull the trigger?'"

The Raiders pulled that trigger with the 167th overall pick in the draft, a pick they acquired from a trade with the Seattle Seahawks for longtime guard Gabe Jackson. He has thoroughly impressed his teammates and coaches through Training Camp and in the preseason. He's also caught many people by surprise with the tenacity and instinct he's shown he can play with. Additionally, he's shown he can adequately play both outside and nickel cornerback.

Hobbs introduced himself to Raider Nation in Allegiant Stadium in the first quarter of the first preseason game against the Seattle Seahawks with a sack heard around Las Vegas on Geno Smith.

"I was locked in listening for the call. They said the call, they said the blitz, and I said, 'OK, that's me, I'm going.' ... I was looking inside, I'm timing it up. I didn't want to go early because they would've known I was coming," Hobbs said. "I'm not going to move until I know, I'm going to time this up for when he's about to snap it. I was waiting on his cadence, he started going through his cadence and none of the linemen saw me. None of the lineman pointed me out and I was like, 'Oh, s--t.'

"The ball snapped. As soon as it snapped, I just took off. I just saw my target, he was a target. He was just a thing, and I had to go get that thing. I was trying to get the ball out though."

The play from Hobbs took the fans at Allegiant Stadium, and even some of his new teammates, by surprise. One person that wasn't surprised was his former head coach. He saw Hobbs make plays like that on a regular basis.

"He's going to have a lot of plays like that," said Lovie Smith. "When you're a corner who can cover and you like to tackle and you get a chance to blitz ... that's what we expect him to do. I know it's easy in hindsight, but I'm going to say that's not a surprise and mean it. I have a whole lot of confidence in Nate's ability. He's going to be a good football player in this league."

Hobbs finished the preseason with six tackles, two pass deflections, a sack and an interception in the two games he played. He also earned a spot on PFF's All-Rookie preseason team with an overall grade of 90.7 — the highest graded rookie corner in the preseason.

"I'm really proud of him. I'm really excited to see what he does in his future," Gruden said after the Rams victory. "He rarely makes the same mistake twice. He loves football, eats it up and he's one of the energizers of our defense. He's walked in here and given us a lot of skills that we can utilize certainly."

Those skills will hopefully come into effect Monday night in his first-ever NFL regular season game against the Baltimore Ravens. Hobbs is in place to see a lot of action in the showdown, especially with cornerback Nevin Lawson ruled out the first two games of the season.

Coach Gruden stated a few days before the season opener that he feels "the stage isn't too big" for the rookie. Hobbs echoed his head coach's belief.

"I'm ready for the job," said Hobbs. "I just want my teammates to know — and my coaches who have trust in me with that spot — if they trust me to go out there, they ain't got nothing to worry about. I'm going to be well prepared and I'm going to bring it.

"Here's my opportunity. Things that I've prayed for. It's my opportunity, and I got to make the most out of it."

It's an opportunity he's prayed for since he was in West Louisville, and so far, Nate Hobbs has been the type to say a prayer — and then go get just what he prayed for.

FB Alec Ingold

NFL.COM

Raiders Walter Payton Man of the Year nominee Alec Ingold always striving to help 'one more kid' find a home

By Grant Gordon

December 30, 2020

Outlaws of the autumns, swashbuckling marauders of the gridiron, the Raiders are the league's bad guys by choice and design.

For Silver and Black fullback Alec Ingold, however, being the white hat among the wild bunch is a celebration of each of the endeavors in his life he's most passionate about: playing Raiders football and positively affecting his community.

"It's kinda cool. You get to put on a helmet and shoulder pads, you get to be the outlaw, you get to be a bully. You get to be with a bunch of guys that love playing football," Ingold says. "[You get to be part of] that whole aura on Sundays. And then Tuesday you can go out and help a community and see a spark in a kid's eyes. It is cool doing both of those things."

As the Las Vegas Raiders' nominee for the 2020 Walter Payton Man of the Year, Ingold has devoted his time and energy to fundraising for and serving nutritious meals to those who need them most, supporting the Special Olympics and spreading awareness about the need and importance for foster and adoptive families. He's done it all while blocking for Raiders quarterback Derek Carr and paving the way for running back Josh Jacobs' 1,000-yard season.

Among the 32 nominees, Ingold, in just his second NFL season, is the least experienced among the field. No player has ever won the award in their first three seasons, according to NFL Research, and Ingold has an opportunity to do it in Year 2.

"It means the world to me," Ingold says of the nomination. "It wasn't really on my radar. As a young guy, my second year and I was undrafted last year. So, to kinda receive that respect among the guys in your facility, in your organization, was pretty surreal."

It's all the more surreal as Ingold is the only fullback in the field of nominees and having a trying year on the field, though it's been one in which he's carried on no matter the obstacles.

Slowed by busted ribs sustained in early November, Ingold was relegated to sleeping on the couch for a few weeks. That was, for a time, where his daily routine began. Early to wake to get additional treatment, to get his body warmed up for the grind of practices, the 24-year-old hasn't missed a game. Perhaps more inspiring, though, is that it hasn't slowed Ingold off the field.

"Learning how to deal with adversity and still being able to impact a community is amazing," Ingold says.

Though the honor was unexpected for Ingold, it was an aspiration all the same.

Given annually, the Walter Payton NFL Man of the Year Award is recognized as the league's most prestigious honor and recognizes NFL players "for outstanding community service activities off the field, as well as excellence on the field."

Striving to become part of the prestigious class of honorees was something that came into view roughly a year ago when Ingold accompanied Jacobs to Miami ahead of the Super Bowl.

"I remember going to the Super Bowl with Josh, the NFL Honors show," Ingold says. "He was up for Rookie of the Year and he brought me, so [I had a chance] to kinda experience everything. It was our rookie year together. To see [2019 Walter Payton Man of the Year] Calais Campbell speak last year. You know you get a little taste of everything at the Super Bowl, right? You get the advertisement, endorsement stuff. You get the radio-side of things. And then, you get the NFL Honors show.

"When Calais talked, that was like, 'That's what I want to do. That's the impact I want to have – moving forward for the rest of my life.' After seeing all that, trying everything, to have that speech, that moment kind of be like that's what I want to do down the road, I was expecting to kinda have this long-term goal. And for that nomination to be happening this year is kind of surreal for me."

Giving of his time and efforts off the field didn't emanate from Miami, though. It's something that's been with Ingold for quite some time – all the way back to growing up in Green Bay, Wisconsin.

Always quick to point out and appreciate the efforts of a support staff that includes his marketing and community relations teams, it's always begun with his parents – mother Chris and father Pat.

"I think it really starts with my parents. Being adopted, understanding how important that support system was for me, how I was raised," Ingold says. "My parents mean the world to me and the way they raised me growing up, I always knew it was about helping the person next to you. Whether that's on the football field being accountable, being a good teammate or in the community, having a platform to give back. It really starts with them. That whole adoption thing is huge for me. I feel like that gives me a sense of, 'I'm on this planet to do something.' There's that divine intervention of 'I'm here for a reason.' I'm gonna do everything I can to impact the people around me because that's what my parents did for me. They gave me the best opportunity possible to live out my dreams. That's kind of where I got that from and that's where the support toward Raise the Future AdoptUSKids, the national spokesperson-type thing kind of parlays into that."

Ahead of Election Day, Ingold was active in a "Get Out and Vote" campaign and he offered his support to Special Olympics competitors from Nevada and California by way of a "Virtual Fall Sports & Fitness" workout. In Las Vegas, Ingold aided the Three-Square Food Bank's Coronavirus Emergency Food Fund in providing 31,000 healthy meals for kids, veterans and furloughed workers and he also served meals to first- and second-graders at Jack Dailey Elementary. But it's adoption and AdoptUSKids that beckons him above all and what he's chosen as the charity that will receive an NFL donation in his name as a result of Ingold's MOTY nomination.

"I just hope people talk about how important adoption is," Ingold says. "It changed my life. I'm a living testimony of someone who was adopted and was given a great opportunity to live my best life because I had a great adopted family. I just hope that having those conversations helps one more family, helps one more kid find that home."

Able to find a home long ago, Ingold's now aiming to do the same for others.

Ingold is now a Las Vegas fullback, but was once a Green Bay kid who was able to listen to Packers such as Ahman Green, William Henderson, Randall Cobb, Brett Favre and Aaron Rodgers speak and give back to their community.

"I was that wide-eyed kid," Ingold says. "That meant the world to me, just seeing them.

"Those people kind of shaped my life growing up. And I know that's kind of the impact people can have in the NFL, just by smiling, by shaking someone's hand, by having conversation."

Among the Silver and Black's storied brutes and bandits, a once-wide-eyed kid has emerged as one of the NFL's 32 best men.

THE ATHLETIC

Adopted as a child, Raiders' Alec Ingold wants to help unite other families

By Tashan Reed

July 20, 2020

For Raiders fullback Alec Ingold, there was no mystery as a child to the fact that he was adopted. He's biracial, Black and White, while his mom, Chris, dad, Pat, and sister, Sydnie, are White.

"Growing up that way, it was never a big secret or anything," Ingold said. "I was pretty comfortable with it by a very young age. I love my parents. It's mom and dad and it's nothing different, but at the same time, I always knew I looked different than the rest of my family. I never really had identity issues with that, but it was always there."

Regardless, there were some tough moments. It would hit him late at night while he was alone in bed that he didn't have a relationship with anyone whom he was related to by blood. He didn't have the same biological connection that all his friends and most others enjoyed.

Ingold eventually adjusted, which was made easier because of how he was raised in Green Bay, Wis. He never had an issue in the community related to his race and his parents emphasized the importance of knowing who he is as a human being before he even considered his skin color. He also forged a strong relationship with Sydnie and had an expansive network of friends that welcomed him.

Green Bay also sparked his love for football. His Sundays were built around two things: church and the Packers. The players were his superheroes and drove him to pursue the career he has today.

"It was about as picture perfect as you could imagine," Ingold said. "I just realized how fortunate I was to be placed in that family that was going to love me so much unconditionally and support me through everything I've been through."

Ingold, 24, has spoken to his parents and sister through text messages, phone calls and FaceTime calls multiple times a week since relocating to Las Vegas in mid-March. While he doesn't know his biological father, he's had contact with his biological mother. The Ingolds are tight-knit and genuinely love and care about one another. That sustained bond was the driving force behind his decision to partner with AdoptUSKids on July 14.

"I know for a fact that there's kids out there going through the same things I'm going through," Ingold said. "Whether they were adopted early or have recently been adopted, you have that self-realization that can be a little bit of a struggle sometimes."

AdoptUSKids is a nonprofit national project that works to help children and teenagers in foster care get adopted by "safe, loving, permanent" families. It simultaneously educates families about foster care and adoption while providing child welfare professionals with information and support.

Additionally, it maintains the lone federally funded photo listing service used to connect waiting children with families in the country.

Through his partnership with the project, Ingold has become a part of its mission to raise public awareness about the need for foster and adoptive families and assists states, territories and tribes in recruiting, engaging, developing and supporting foster and adoptive families.

In the wake of the COVID-19 pandemic and the ongoing social justice movement surrounding the recent deaths of Black people at the hands of law enforcement, Ingold felt moved to use his platform. That's when he came upon AdoptUSKids, which he hopes others will use to do the same.

"I'm just hoping to speak to both sides: The kids that are in foster care right now and the kids that have been adopted, but also the prospective families," Ingold said. "That support system and that communication, everyone's life can improve from that. I just hope I can be an example for some kids going through tough times and help them understand that you can reach out and trust family members that aren't blood related. They can be your best friends. They can be more than you can even imagine."

"My family means the world to me. There's a lot of kids out there right now searching for that. Hopefully, being an NFL football player and opening up in that light will be able to show them that there's really so many opportunities and blessings that come with being a part of a family like that."

Ingold, who graduated from Wisconsin in 2019 with a personal finance degree, doubled down on his good deed by speaking to a group of Las Vegas high school students through the UNLV Young Executive Scholars Hospitality & Tourism Program, a four-week summer program targeting under-resourced youth in the Clark County School District. Ingold talked about his life and journey and stressed the importance of financial literacy.

"I'm trying to speak to as many kids that'll listen to try and give them some insight on what I've learned throughout my life," Ingold said. "Las Vegas is a community that's definitely going to be one and the same with the Raiders. Me and a lot of other teammates are trying to speak to the community about topics that are near and dear to our hearts so that we can create this relationship."

Ingold has also remained active physically, whether it's running in random parks or participating in the Raiders' unofficial 30-player workouts in Las Vegas. It's not convenient, but it's nothing compared to the adversity that he experienced early in life. He wants to be consistently accountable and reliable in his second season, so he's got to keep putting the work in. Dozens of other Raiders players have followed suit.

"I'm proud of working hard when things are tough," Ingold said. "A lot of guys that have moved out here, we've kind of found our rhythm and what it takes to work together. It's definitely bringing us together on the team, no doubt, with the move and the pandemic and an unknown season."

Ingold's involvement in the community in the meantime isn't a front. His desire to help others stems from how Chris and Pat helped him as a child.

"I've been blessed with the decisions people made to step out of their comfort zone and make that adoption decision from my biological parents to my (adoptive) parents," Ingold said. "There's so much in this world that we can offer one another. Any difficulties or adversity that I've been through, I'm going to try and share it with others so that they can get through their own adversities. If it's relatable, great. If they can take one thing away from whenever I'm speaking, awesome. But at the end of the day, it's just opening my heart up and letting people do what they need with it.

"Hopefully, we can all be better because of it."

RB Josh Jacobs

ESPN.COM

Josh Jacobs is the Las Vegas Raiders' 'angry runner,' on his way to NFL superstardom

By David Fleming

September 21, 2020

THE CENTERPIECE OF the Las Vegas Raiders' Allegiant Stadium is the 95-foot Al Davis Memorial Torch. Built out of carbon fiber and aluminum and billed as the largest 3D-printed object in the world, the urinal-shaped cauldron doesn't feature an actual flame. Encircled by a bar, like all serious monuments, it instead blows a mixture of hot air and lasers to simulate flames in front of the \$1.9 billion stadium's lanai-style peep show doors that open to expose the Strip. The rest of the building is adorned with a similar kind of classic Vegas casino-style art meant to assimilate the Raiders into the culture of their new hometown. The works include an Area 51 alien sporting Raiders merch and one particularly riveting piece featuring Baby Carlos of "The Hangover" sporting a Raiders beanie. There's a mural of Raiders greats and a series of ayahuasca-fever-dream-inspired murals by local artist Michael Godard that reimagine Marilyn Monroe as a Raiderette, Wayne Newton as a Silver and Black quarterback and Elvis Presley as a Raiders running back.

And just in case there's any question as to just how impossibly high the expectations are for the Raiders' inaugural season in Vegas, one of the few other locals deemed worthy of a King-sized portrait inside Allegiant is Raiders running back Josh Jacobs, whose picture towers above what seems like a mile of white marble near the corner suites on the 200 level of the stadium. "Very surreal and humbling," Jacobs says about his portrait. Taken 24th overall out of Alabama in last year's draft, Jacobs set the franchise record for rookie rushing yards (1,150) and led the NFL in missed tackles (70), all while playing most of the season with a broken shoulder. Now the writing is quite literally on the wall for him and the 2020 Raiders.

In a Week 1 win against Carolina, Jacobs responded to the expectations by scoring three touchdowns and breaking 10 more tackles on his way to 139 all-purpose yards. It was a performance so explosive and dominant, yet somehow so effortless and smooth, that it drew comparisons to yet another GOAT. "That was a little bit like Walter Payton used to play," says coach Jon Gruden. "Josh is special. He deserves some national attention, and I hope you give it to him."

Jacobs is one of the most compelling success stories in the NFL and, pound for pound, one of the game's most physical young runners, and Gruden and the Raiders are now counting on him to develop into the kind of dynamic all-around talent worthy of becoming the national face of the franchise, or, in Vegas vernacular, the town's first Chairman of the Scoreboard. "Josh is going to be a superstar," says Raiders fullback Alec Ingold. "There's a really, really unique opportunity that none of us will probably ever get in our lifetimes again of setting the foundation and the identity for what the first Las Vegas Raiders teams will be. And in a lot of ways, that's the responsibility Josh has taken on. He really makes this offense run, and he sets the tone for what this franchise is going to be in our new home." Even with the questionable decor choices, the Raiders' new home base, which makes its debut on Monday Night Football against the New Orleans Saints (8:15 p.m. ET on ESPN), is nothing short of spectacular.

The expansive locker room, featuring long club-style ceiling lights crisscrossing above the center of the room, feels like something befitting of Marshmello, not Maxx Crosby -- although there are already nine other clubs inside the stadium, including one so close to the north end zone that Gruden could easily signal its bouncers to break up any potential Hail Marys. "This is our field of dreams," says owner Mark Davis. "This is our house."

For Jacobs, though, it was only the second-best dream house reveal of the offseason. In January, he bought his father, Marty, a house in Oklahoma, creating a fairy-tale ending to a well-documented journey that began 10 years ago on the streets of north Tulsa inside the family's red Chevy Suburban. When Josh was in middle school, he and his four siblings and Marty were homeless for several weeks. After their parents' divorce, Josh and his siblings initially stayed with their mother, Lachelle. Josh says they argued frequently, however, especially over what he says was Lachelle's misuse of child support money. Eventually Marty was granted custody of his kids, just as he found himself between apartments and jobs. It's an all-too-common scenario experienced by many of the nearly 60,000 families in the U.S. that are homeless on any given night, especially during the COVID-19 pandemic.

The Jacobses crashed with friends and in motels as long as they could until they were forced to sleep in the Suburban in a section of town where Josh had been shot at as a teenager. "I wouldn't change how I grew up for nothing because it made me who I am today," Jacobs says. "Nobody can tell me that something isn't possible, and I've got so many other dreams I want to achieve, starting with a championship, so I'm still grinding in every aspect of life."

To this day, Jacobs vividly recalls -- in a way that suggests the experience is never far from his thoughts -- that his father would often go without food, waving it away and pretending not to be hungry, so his children would have fuller bellies. Marty would often go without sleep as well, standing guard in the front seat with a gun resting in his lap, his eyes bloodshot from exhaustion and stress. Ten years later, after the surprise gift from Josh, when Marty's eyes were watering again, this time he was leaning against the black-and-gray granite countertops inside his immaculate new kitchen as giggles from grandchildren echoed throughout his spacious new home.

Standing next to him, and close to tears as well, was a former homeless teenager turned NFL running back who has now christened new homes for both his father and his franchise. "The kids that warm your heart as a coach are the ones who were not given anything and had to earn everything," says former Alabama offensive coordinator Mike Locksley, now the head coach at Maryland. "I saw Josh, going from homeless to buying his dad a house, and it's especially heartwarming when the reason you got into this business is to change people's lives with this brown football."

To help his kids process their emotions throughout their childhood, Marty encouraged them to express their feelings through poetry and art. Josh responded by drawing a picture of his dad valiantly fighting off a series of monsters. To this day, Josh attacks most carries on the football field in the same fashion: as an opportunity to slay some monsters, or at least run them over. Throughout his career, despite his relatively small stature (5-foot-10, 212 pounds), Jacobs has left in his wake a breathtakingly violent, "Jackass"-esque compilation of cartoonishly destroyed would-be tacklers. Just ask the Panthers.

Against Carolina, an astonishing 87% of Jacobs' 93 yards rushing came after contact. "There's no doubt he is an angry runner," says Locksley, who now coaches Josh's younger brother, Isaiah. "It's a chip on his shoulder, angry at the world, here I am a kid that spent time being homeless, not heavily recruited out of high school, then, at Bama, not being the focal point of the offense. Every time he touches the ball, he runs as if he may not get the ball again."

In 2015, as an unknown Wildcat quarterback at McLain High School in Tulsa, Jacobs was putting up truly unbelievable numbers. His stats were so off-the-charts ridiculous, in fact, that a skeptical reporter called McLain's athletic director and accused football coach Jarvis Payne of padding Jacobs' stats. It's a frequently recurring accusation in Jacobs' life. "The more you get to know him," Ingold says, "the more he does seem too good to be true almost." Jacobs' high school stats had to be doctored. How could a no-star, injury-prone kid suddenly average 300 rushing yards a game?

"Well, come to our next game and see for yourself," Payne growled into the phone. Just before kickoff against Cascia Hall Prep, Payne went to Jacobs' locker and dropped the details of the phone call. "After that I felt kind of sorry for that team," Payne says. "Josh took everything out on them."

The stats in question were, in fact, way off. Instead of a measly 300 yards, Jacobs ended up with 455 on 22 carries. And it would have been north of 600 if several big runs hadn't been called back. After a breathtaking display of speed, power, elusiveness and, well, controlled rage, on Jacobs' sixth and final TD, a clear path to the end zone emerged. Instead, and in what would become his signature move as a running back, Jacobs lowered his shoulder and bulldozed a defensive back who was left straddling the goal line like a Dali timepiece. "Poor kid," Payne says. "Josh could have easily sidestepped him and walked into the end zone, but he chose to run him directly over. I've seen a lot of talented kids, but that level of anger and tenacity? Very few are built like that. Josh needed to prove a point to the world. And that kid was in his way."

Several weeks later, when former Alabama and current New York Giants assistant coach Burton Burns sat down to watch McLain's highly ranked basketball team's practice, Jacobs took the ball end to end, effortlessly gliding around defenders before finishing with so much power to the basket that his forearm ended up above the rim. Burns got up and sprinted to his car like he was about to get towed, and after a frantic call to Nick Saban, Jacobs was bound for Tuscaloosa. "I see it in him, that extra hunger, that inner spark and inner sense of drive that is not typical unless you've been in those shoes," says Arash Ghafoori, the executive director at the Nevada Partnership for Homeless Youth, which runs a drop-in center just a few miles from Allegiant Stadium. "I see it over and over: The experience of being homeless doesn't beat these kids; they beat the experience, and then that resiliency becomes part of their DNA."

After splitting time in Saban's talent-rich backfield, Jacobs burst onto the scene during Bama's 2018 run to the title game. When an Auburn cornerback attempted to tackle Jacobs in the open field, the defender eventually came to rest on his head, with the rest of his body facing the wrong way, a full 7 yards downfield. A few weeks later in the national semifinal, Jacobs road-graded an Oklahoma safety on his way to pay dirt. Jacobs' personal favorite came next, in the title game, when he pancaked a 280-pound Clemson defensive end, then flexed over his massive, prostrate body. "He was a lot bigger than me, so I was supposed to lose that battle," Jacobs says. "So I put him in the ground and then, yeah, I flexed on him. Honestly, yeah, it feels good."

Jacobs' signature as a runner (and blocker) is the way he is somehow able to crystallize his physical gifts and the residual anger, fear and intense drive (along with even the tiniest perceived slight from an opponent, à la Michael Jordan) into a force that, when transferred into the body of would-be tacklers, often leaves them several yards downfield looking as if they've just been ejected from a mechanical bull.

Last season, in a Week 7 matchup at Lambeau Field, Packers safety Adrian Amos stepped in front of Jacobs at the 22. Amos, who made the unforgivable mistake of getting too much attention for being one of the highest-paid safeties in the game, returned to earth somewhere around the 26. For starters, Jacobs believes in the age-old runner's argument that operating at anything less than full speed is far more dangerous. "That's when injuries happen," he says, "when you're going through the motions." And he insists he could have easily made Amos miss -- if he'd wanted to. But Jacobs' uber-violence is more about inspiring his teammates and dictating the chess game in the trenches. After he runs over a tackler or two, the entire Raiders offense operates on a different plane, while the defenders, obsessed with delivering a huge payback blow, are overextended and off balance. "Then I'm gonna juke 'em and make them look stupid," Jacobs says. "So it's all a mind game."

Two plays later, in fact, Jacobs reeled off a 42-yard run to set up the Raiders' first score. But the damage had been done. This wasn't Cascia Hall Prep. The showdown with Amos had left Jacobs with a fractured right shoulder. "It hurt," Jacobs confesses. "But that's football." In a feat that seems nearly superhuman given the pain involved and the relentless pounding delivered to a running back's shoulder, Jacobs valiantly continued to play -- and play well -- for the next five weeks. Although pain-killing injections deserve some of the credit, playing through the injury earned Jacobs the kind of universal locker room respect and stature that usually takes younger players years to acquire. "That's another weight that Josh has to carry is that he's the focal point of this offense and also this team's identity," Ingold says. "So when you say he runs with all that anger and he runs people over even when he doesn't have to, it's not just Josh, it's the Raiders. He has to set the standard for the rest of us."

Over time, though, Jacobs' shoulder deteriorated to the point that he missed three of Oakland's final four games, and the Raiders faded from playoff contention, finishing 7-9. It was the franchise's 15th non-winning season in the past 16 years. When the doctors finally forced him to sit out, Jacobs was sobbing so hard his entire body was shaking inside his locker. He felt lost again, unmoored. His calling card as a runner had become his kryptonite. And with his life off the field near perfect, moving forward he would have to learn to run with purpose instead of anger.

As crazy as it sounds for someone who dealt with homelessness as a child, the toughest challenge of Jacobs' life was still ahead of him: adapting and surviving in a league in which most running backs are battered and broken and discarded before they hit 30. (Case in point: Leonard Fournette, the No. 4 pick in the 2017 draft, was cut in camp by the hapless Jaguars before signing with Tampa Bay.)

Sometimes, Jacobs learned, the actual work begins after all your dreams come true. "I'm gonna be one of those guys who walks away with my body intact," Jacobs insists. "I'm not gonna be one of those guys who plays until he's 35 and all of that. I plan on leaving on my terms. And my running style? Not only does that come from my life, it comes from people trying to confine me and put me in some kind of box, like 'You're this kind of runner, you're that type of runner.'"

Jacobs' shoulder injury opened the door for Cardinals quarterback Kyler Murray to win 2019 Rookie of the Year honors. Jacobs, who finished third in the NFL with 88.5 yards per game, would award himself only a B for his rookie season. Rather than bask in his success and the realization of a lifelong dream of buying his dad a house, after the season Jacobs went to Gruden and, instead of a pat on the back, asked for a shove.

Chucky was, of course, more than happy to oblige.

"He's got to stay healthy," Gruden says. "We need our feature back down the stretch. We were in a playoff stretch last year and didn't have him. He's got to stay wire-to-wire healthy, and we have to get more out of him in the passing game, more on the field on third downs. He had a great year last year, and we expect more from him this year."

Gruden's message seems to have gotten through -- a little. On the fourth day of camp, Jacobs caught a pass in the flat and began to lower his shoulder preparing to steamroll then-teammate Damarious Randall, only to pull up at the last second to smartly avoid a collision. It was a sign, however small, that Jacobs has begun to manage those cravings for contact and run with focus instead of fury. Of course, after the play, Jacobs barked, "Boom! I just retired you" just to remind everyone that the détente was a temporary courtesy, and only for teammates.

To further reduce Jacobs' wear and tear and increase his production -- as well as his Q-rating -- Gruden plans to get him much more involved in the passing game. The goal is to increase his 20 catches in 2019 to 60 this season. His four catches in the opener put him on pace for 64. If he stays on that pace and gains another 1,000 yards on the ground, that combo would put Jacobs in rare company, alongside versatile All-Pro-level backs such as Christian McCaffrey and Ezekiel Elliott.

It's a skill set Jacobs has been developing for years. Back in Tulsa, before his senior season at McLain, when Payne realized Jacobs had a better arm than any of his quarterbacks, the coach (and robotics teacher) recircuited his entire offense and moved Jacobs to Wildcat quarterback. The improvement was instant. "And ridiculous," Payne says. "Like watching a human highlight film." For good measure, Jacobs also started at safety and even found time to contribute on special teams and pitch in with some game strategy consulting.

In 2015, in a late-season game with playoff implications, McLain had the ball at the 30 with the score tied and time about to run out. McLain hadn't kicked a field goal all season, so Payne had already begun making plans for overtime when, instead of taking a knee, his quarterback called timeout and trotted to the sideline. "Hey, Coach, let's kick it," Jacobs said. "I've been watching our kicker and working with him -- he can make it." Payne huddled the team together and drew up a makeshift field goal formation using Jacobs as a decoy. Thinking it had to be a trick play, the defense didn't bother to rush the kicker. "He lines up, takes his time and kicks the most perfect 30-yard field goal you will ever see in your life," Payne says. "Josh brings out the best in everyone, even the kickers, even the coaches."

At Bama, to get Jacobs more opportunities while sharing time on a roster loaded with future NFL playmakers, Locksley used him as a back, as a slot receiver, on pass protection, on special teams and even at quarterback. "And he was good at everything," the coach says. "As an offensive coordinator, he's just one of those rare chess pieces. I call him Swiss Army Knife because he's just so multifaceted."

It's a trait that applies to Jacobs' entire life. Wanting to expand his interests off the field, this summer Jacobs met with several businessmen and entrepreneurs who, he says, always had the same response: "Are you sure you're only 22?" Teammates swear he can hit 15 3-pointers in a row on a basketball court. On his first carry in camp, after nearly falling on his face, Jacobs put one hand on the ground, caught his balance and blew through the Raiders' defense. "We all just looked at each other like, 'Oh my god,'" Ingold says. "The first time you see his kind of power and acceleration, it's like watching a new Ferrari leave the shop."

A few days later, when Raiders back Jalen Richard visited Jacobs' home outside of Vegas, Jacobs was playing piano and preparing chicken and shrimp fried rice from scratch. "So what can't you do?" Richard said with a laugh.

Before the Raiders had even completed their move to Vegas, Jacobs had already worked with the Nevada governor and attorney general to produce child ID kits to prevent human trafficking in a region with the country's highest rates of youth homelessness. Just before the 2019 draft, when it looked as if Jacobs was headed to Las Vegas, a die-hard Raiders fan and volunteer at the Nevada Partnership for Homeless Youth emailed Ghafoori, the NPHY director. The Raiders are going to have someone on their team who could have literally been one of your kids at NPHY, the email said. "I looked Josh up and read his story and I got goose bumps," Ghafoori says. "The Raiders have their own unique history in terms of having multiple homes. ... The Raiders could make a huge impact in Nevada, and Josh could be our biggest game-changer."

Ultimately it will be up to Gruden whether Jacobs has a similar impact on the Raiders franchise. When it comes to incorporating running backs into the passing game, many NFL schemes still operate like nickel slots at the Flamingo: low risk, low reward. Even in today's pass-happy NFL, contributing in the passing game for running backs mostly means serving as a safety valve checkdown for quarterbacks. (The Giants are constantly neutralizing Saquon Barkley this way.)

Dumping the ball off on simple flare-outs, rub routes and shallow crosses to a dynamic talent like Jacobs is essentially a gift to defenses, reducing his power and impact by forcing him to move horizontally and allowing the sideline to become a 12th defender instead of attacking defenses vertically and capitalizing on the constant mismatches Jacobs' skill set creates.

Instead, the model for the Raiders should be McCaffery, who, like Jacobs, played multiple positions in high school and lined up 100 times as a slot receiver during his rookie season. That dual threat, in turn, prevents defenses from loading up the box to stop the run. In the opener, Jacobs and McCaffery led their teams with 139 and 135 yards from scrimmage, respectively. (Don't be surprised, by the way, if Gruden also uses Jacobs under center. "I'm not gonna sit here and tell you he's Jim Plunkett," Locksley says, "but Josh is definitely skilled enough to throw the ball.")

So it's a hopeful sign that when asked about his offseason training focus, Jacobs sounds more like a receiver geek than a running back. Former NFL running back and current Raiders wide receivers coach Edgar Bennett constantly fed Jacobs film cut-ups on the art of receiving. One day Jacobs would watch film on disciplined route stems to prevent telegraphing his routes, the next he'd study release techniques for press coverage or how to read body language and create leverage to attack defensive backs downfield. Jacobs even dove into "stacking" -- an advanced technique to manipulate defensive backs in the deep passing game.

If there was any doubt Jacobs had truly upgraded his route-running and receiving game, it ended in Carolina when he vaporized linebacker Shaq Thompson with a surgical cut up the seam for a 29-yard catch. It was one of a dozen highlights in an all-around performance that Jacobs says is just a glimpse of what he plans to unveil in 2020. "In college and high school, I played everything, so it's just about getting back to that," Jacobs says. "I don't want to be known as just a good runner. I'm more than that. I didn't do enough last year, and I left a lot of yards on the table. This year is going to be different for me. I'm going to become a complete player and take my game to the next level."

Tonight, with the national spotlight focused on Allegiant Stadium, the 2020 Raiders and their franchise back, as the previous King of Vegas once said: It's now or never.

C Andre James

THE ATHLETIC

'I feel like I've grown a lot': Andre James is settling in to his role as the Raiders' starting center

By Tashan Reed

November 30, 2021

When he got the news, Andre James was disappointed. The Raiders had just agreed to trade Rodney Hudson to the Cardinals for draft compensation, and James' response was sadness. The transaction meant James would have the opportunity to take over as the starting center, but that's not where his mind went.

After a four-year career as an offensive tackle at UCLA, the Raiders signed James as an undrafted free agent in 2019 to play center. James had never snapped a ball in his life, but offensive line coach Tom Cable made the decision after he arrived for rookie minicamp. "You're a center. That's all you know; don't even think about anything else," Cable told James. That meant many hours of working with Cable and then-assistant offensive line coach Lemuel Jeanpierre, but it also meant many hours of refining his craft with Hudson.

"He really took me under his wing when I first got there," James said in a recent phone interview. "He was like, 'I'll show you the ropes.'"

Hudson was — and still is — one of the best players at his position, but he took the time to help groom James throughout his first two NFL seasons. James only played center in a couple of regular-season contests during that time, but the lessons and advice Hudson instilled played a major role in his development. In a way, Hudson contributed to the Raiders deciding to make James his successor. James had mixed emotions about it.

"I really love that dude," James said. "Man, I don't think I'd be where I am now if it wasn't for him."

Soon after, though, excitement would set in. James wasn't just finally getting his chance, but the Raiders were also committing to him. Five days after trading Hudson in March, the Raiders signed James to a three-year, \$12.5 million contract extension. James had made about \$1.2 million up to that point, but this was life-changing money for him and his family.

"Man, it was super emotional, bro," James said with a sigh. "I can't even really explain it, bro. Just after all the doubt and all the outside noise from people. ... They wanted to say, 'Oh, you're not good enough. You're not going to be able to make it.' I'm just trying to keep proving them wrong, bro. That's all it is. When people say you can't do nothing, I just try to use it as motivation, you know what I mean? From going undrafted and then having to switch to a whole different position, it's just one thing after another and just trying to stay focused and stay the course. That's pretty much been my whole motto: Just stay the course, put your head down and just keep working."

That mentality is why James didn't get shook when he had a rough start to his first season as a starter. And, while the Raiders season has been up and down, he's trended up as the season has gone on and hit a groove after the bye week. James' persistence, determination and perseverance have been developed over time, and they don't just stem from his football career.

“Football and life have a lot of similarities. Shit’s not always gonna go right,” James said. “And I think it’s all about how you respond to it. That’s what truly makes you who you are as a person and as a man.”

Andre was always doing something. He played football, baseball, rugby and threw shot put and discus in track and field. He was an avid snowboarder and enjoyed exploring the outdoors. He picked up an affinity for grilling after constantly watching his father, Marcus James, make their regular meal of BBQ chicken, rice and broccoli. His hometown of Herriman, Utah, is a small city in southern Utah that was incorporated just two years after he was born, but the eldest child of three had no complaints. “I loved it,” James said, “It was all I knew.”

Marcus and Angela James met and started dating as 15-year-old high schoolers and got a place together one month after graduating in Utah. They moved to California when Marcus started playing lower-level college football and then they got pregnant with Andre, which brought them back to Utah. They briefly returned to California before settling back in Herriman, having Andre’s younger sister, Jacey, and younger brother, Elijah, and getting married.

Marcus was responsible for Andre taking to football. Once he finished playing, he introduced his son to the game. They watched games every Saturday and Sunday, went over the fundamentals of the game and trained together. As Andre got older, Marcus stressed the importance of eating right. Pastries became protein shakes and days off turned into lifting sessions at the gym. Andre’s routine boiled down to school, practice, games and workouts.

“I think the whole reason I was able to make it as far as I am today is because of him,” Andre said. “And I fucking hated it at the time, but the work that he made me do when I was younger definitely helped pay off for where I’m at now.”

Andre enrolled at Herriman High in 2011, which was just one year after the public school had been established. Naturally, the football program hadn’t had the time to produce any recruits, let alone blue-chip prospects. During his four years there, however, Andre evolved into a four-star recruit who was considered a top-250 player in the 2015 recruiting class according to the 247Sports Composite. He received dozens of offers, including scholarships from Power 5 institutions such as Ohio State, UCLA, USC, Oregon, Oklahoma and Miami.

While Andre’s profile grew, Marcus and Angela helped him craft emails to send to college coaches, took him on road trips for visits and camps and communicated with a laundry list of coaches and recruiting staffers, but they were hands-off when it came to his decision. As parents, they preferred for him to stay nearby, but they wanted him to go wherever would be best for his growth and development both as an athlete and a young man.

“His dad and I really didn’t get a lot of the college experience just being young parents,” Angela said in a phone interview. “That’s what we really wanted for him: Get your education, have fun, enjoy life, don’t settle down too early, go and fulfill your dreams.”

They supported Andre’s choice to sign with UCLA and enroll in 2015, but it was a difficult adjustment for him, nonetheless. He was out of his comfort zone. He had to learn to juggle the rigors of being a college athlete, going to school and trying to carve out a social life on the fly. He was also humbled from a football perspective as he was redshirted his freshman year.

"I kind of fell into the trap of the three-star, four-star, five-star; I thought that was so cool when I was in high school," James said. "But when I got there, I learned really quick it didn't really mean shit."

James was able to lean on his coaches and teammates, but he didn't have his family or childhood friends around. There were days he wanted to leave. Ultimately, he navigated the struggles by coming back to what had always gotten him by: Stay the course, put your head down and keep working.

Marcus and Angela didn't care that Andre didn't play as a freshman and was coming off the bench to start his second year. Money was tight, so flights were out of the question, but they drove to every UCLA home game. They'd leave after work on Friday nights, stop in Barstow, Calif., for the night and finish the drive before the games on Saturdays. After the games, they'd take Andre to dinner before returning home.

"It was amazing," Angela said. "We were so proud of him."

Ironically, James' first starting action came six games into his redshirt freshman season when he replaced current Raiders teammate Kolton Miller due to an injury. He wouldn't see the bench again during his college career. Everything seemed to be going well: James had acclimated to being away from home, was doing well in school, maintained a relationship with longtime girlfriend Mikaela Thomas, had friends, saw his family regularly and was performing well as a starter.

But during training camp entering Andre's redshirt sophomore season, Angela had to tell her son something difficult to hear. She called then-UCLA coach Jim Mora ahead of time.

"Please, while I tell Andre this, he cannot be by himself," Angela told Mora. "He can't be by himself."

Marcus had been diagnosed with testicular cancer. It had already spread throughout most of his body by the time doctors discovered it. They projected that he had just a couple of months left to live.

"We had to tell him while he was there that his dad had cancer," an emotional Angela said. "And it was a really hard thing to do."

It was a lot for Andre to process all at once. What kind of cancer was it? How far had it spread? How serious is it? Will his dad be OK? Angela fielded her son's questions, and while she didn't answer them all at once, she and Marcus eventually told him the full scope of the situation. Andre was rocked, but he didn't leave UCLA. He relied on his coaches and teammates and did the only thing he knew how to: keep working.

"He stayed strong for the family," Angela said. "And his dad wanted him to be there and keep fighting."

Andre finished camp and started games once the season began. He talked to Marcus daily and saw him whenever his family made trips up for games or during breaks from school. Although his dad was now combating cancer, he was still the same man.

"He was a tough dude," Andre said. "One of things he emphasized was just positivity and how you respond to things. You can look at it glass half empty or half full, and that's how he was his whole time he had cancer. He was just always positive and always had a smile on his face."

When the season ended that December, Marcus was still fighting. He'd outlasted the doctors' timeline.

In fact, when Andre was preparing for his redshirt junior season over a year later, he still had his father. UCLA played Cal in its sixth game of the season on Oct. 13, 2018, and Andre planned to go home to Utah to surprise Marcus as he celebrated his 41st birthday on Oct. 15. Marcus' parents planned to visit, too, so most of his immediate family was in town. Almost as soon as they arrived, his condition rapidly deteriorated. Marcus died on his birthday surrounded by his wife, three children and parents.

"It was super hard on the family; I was lucky enough to be back home at the time," Andre said. "So, even with how shitty of a situation it was, it was just kind of like a, 'What are the odds?' kind of moment that we have our whole family here and his passing came at a time where we were all together in one place. ... We were actually very fortunate. And that's how I still look at it."

Andre stayed home the next couple of days to spend time with his family and grieve. UCLA was set to play Arizona at home on Oct. 20, though, and he wasn't going to miss it. At the time, it wasn't for himself, UCLA or its supporters; it was for his father.

"I was like, 'I gotta go do this for him,'" Andre said. "I went and played that game for him. I dedicated that whole game and the rest of that year to him. I think that's what he would've wanted: for me to keep pushing and keep working hard."

Andre didn't miss a game that season.

"I know Marcus is so proud of him for pushing and keeping his goals in front of him and being the man of the family and being such a strong support system for his brother and sister," Angela said. "He's been amazing through it all."

Once the season was over, Andre declared for the 2019 NFL Draft. He still had a year of eligibility left, but he felt it was time for him to take over as the provider for his family in the absence of Marcus.

"My whole mindset was like, 'Man, I just want to take care of my family,' you know what I mean?" Andre said. "I decided to forego it and just never looked back."

James had played tackle all throughout his high school and college careers, but he figured he'd likely get moved to guard at the next level. In an effort to improve his draft stock, he spent his offseason working on refining his technique and skill set at the position. But when the draft came in April, his name went uncalled.

"I wasn't exactly expecting that," James said. "I was like, 'Man, where am I going to go?'"

James' agent, Jeremy Newberry, was a former player who spent a year with the Raiders in 2007. He was coached by Cable, who was in his first stint as the Raiders offensive line coach. The two remained close, so Newberry reached out to his former coach about James. Cable was high on him and it was an added bonus that he'd be reunited with Miller, his former college teammate, so James was onboard. His decision to declare hadn't come with any guarantees. He was viewed as a late-round pick at best by many, which ended up being accurate, but there was concern whether he'd be able to land with a team at all. It took a stressful week after the draft, but he was officially in the NFL.

"Everybody was telling him, 'What if you don't get picked up?'" Angela said. "His dad was definitely watching down and blessing him, for sure. And Andre has been so strong throughout the whole thing for his brother and sister and I. He's pushed us and has taken that family-man role of supporting everything."

James signed the day before rookie minicamp began that May. From there, he jumped into learning his new position at center. There were some similarities between center and tackle from a footwork standpoint, but everything else was new. Mentally, he had to learn to act as the quarterback of the offensive line. He had to know how to identify the middle linebacker, pick up blitzes, make calls for the rest of the line and understand how the entire defense works. Physically, he had to both get stronger to deal with massive interior defensive linemen and quicker to react to the faster pace. And, of course, he had to learn how to snap.

Obviously, that's a lot, but he handled it well and made the team as a backup center behind Hudson. Hudson's role in his development was huge, but he wasn't the only one who helped. Cable, Jeanpierre, current assistant offensive line coach Cameron Clemmons, Richie Incognito, Derek Carr and others all chipped in.

"You want to play for dudes like that: Dudes who you want to go out and ball for," James said. "Dudes who you just want to go and give everything out just for them because you know they got your back and the work that they put in. I strive to be a guy like that one day where it's like, 'I don't want to let this guy down.' ... Everything I work on is because I don't want to let my teammates down."

James studied his peers intently and worked to prepare himself as if he was playing every week. He wasn't playing, but that didn't stop him from grinding in an effort to mold himself into a legitimate starting offensive lineman. Those outside of the franchise couldn't see that developmental process, but Cable did. Cable was the most prominent voice in the building when it came to signing James for a reason, and that was also the case when it came to naming him the starter. In only a couple of years, James proved the gamble he took for his family was the right call.

"It seemed unreal," Angela said. "I feel so blessed to be his mom. Because he is honestly the most humble, grounded, fearless, hard-working person I know. And nobody deserves it more than Andre. He has fought for this. He has worked his ass off for it. I couldn't be more proud."

"It's like a dream come true for our whole family."

Nothing about James' process really changed. His mental reps became physical reps in practice, but everything else remained the same.

"Andre, he has a great set of fundamentals from the footwork to hands and how he moves," Kolton Miller said during minicamp this spring. "I think a challenge could be of course for many centers is just the mentality on offense, being in sync and of course developing that relationship with DC, which is what he's doing right now. They're putting extra time off the field during this offseason. He's really doing all he can to make those big strides and I'm excited for him."

Externally, there was skepticism about whether he was ready for this because, well, nobody had seen him take an NFL snap since late in the 2019 season when he relieved Hudson in a game due to injury and started the next week. The NFL canceled the 2020 preseason due to COVID-19 and the Raiders sat him for the 2021 preseason to avoid injury, so James had gone almost two years without making a snap when he took the field in Week 1 earlier this season.

The rust showed. James had a handful of botched snaps, appeared to have timing issues snapping the ball to Carr and got pushed back consistently while blocking. After losing Incognito and Denzelle Good to injury, the offensive line as a whole was in a rough place to start the season. That led to a Week 5 shakeup where the coaching staff moved first-round pick Alex Leatherwood to right guard and promoted Brandon Parker to the starting lineup at right tackle. The overall play of the unit has leveled out since then.

"There's been a lot of changes going on on the O-line," James said. "We're all younger dudes. We're all kind of going through these new phases together. We're all kind of learning about this shit together. It's actually a little cool in a way. I love the dudes that we got on the O-line right now. It's been good, man. It's just getting the communication and how we flow together down really well. Because every player's different and then the combination fits and the communication you have with one another, it's all just about the reps you get with them. And the more reps you get, the more you yell together. That's what it's all about. I feel like we're finally starting to get this going and understand it more."

The unit has been up and down this season, but that's to be expected when you trade away three veteran starters and lose two more due to injury. Plus, it's about the long term for this unit, and the team believes it'll only continue to move in the right direction.

"I think that they keep getting better," Carr said earlier this month. "They're a good group of guys that work extremely hard with good coaches. That's not always a recipe for perfect success but it's a recipe for getting better."

That's the approach James takes. He trusts in his ability, preparation and those around him. Regardless of the results the rest of the way, that won't change.

"I feel like I've grown a lot, man," James said. "All this game is about is experience. It's not about the first game. It's not about the second game. It's always about what's next. It's a what-have-you-done-for-me-lately type of game. I'm just attacking each day and looking to get one thing better. That's all I've been trying to do is just gain experience, identify what I need to fix and figure out how I fix it. I'm excited about the future; I'm just trying to keep working hard."

T Kolton Miller

LAS VEGAS REVIEW-JOURNAL

Kolton Miller thriving as Raiders left tackle

By Sam Gordon

October 23, 2021

Kolton Miller knew he was going to play in the NFL. He'd heard the buzz. Received the feedback. Warranted by his play at UCLA.

But before his redshirt sophomore year concluded, before the pursuit of professional football intensified, he needed approval from one person in particular: his younger brother, Chad.

The younger Miller has a rare neurological disorder and can't play the game that he loves so much. So the older Miller, now the Raiders left tackle, sought to play professionally on his behalf and solicited his opinion on Easter at the Kimble Hotel near UCLA's campus.

"Hey, bro, I might have an opportunity to go to the NFL. What do you think?" he asked while the two waited for their mother, Karrie, to pick up dinner from a nearby market.

"Do it!" Chad exclaimed.

"If you want me to go, I'll go," Kolton said. "I'm going to go. And I'm going to do this for you, Chad. You hear me? I'm going to do this for you."

Miller isn't just playing in the NFL. He's playing exceptionally well, protecting Raiders quarterback Derek Carr's blind side. In six games, the 26-year old hasn't allowed a sack and is the third-best pass-blocking tackle in the league, according to Pro Football Focus.

All while anchoring a unit in flux amid youth and injuries to key contributors.

"I thank God for that man every day. Like he's got to be one of the best, if not the best — obviously I'm biased because he protects me — left tackles in all of football," Carr said. "What I loved so much was when we drafted him everyone was mad, and I would sometimes wonder where we would be if we didn't have him."

The why

Miller plays now for his teammates. His brethren on the offensive line. Carr. The glut of skill position players to whom he throws. But he still draws inspiration from Chad, who remains his biggest supporter from afar.

The younger Miller is seven years Kolton's junior and was born with a rare birth defect called Moebius syndrome. The condition is caused by "underdevelopment of the facial nerves that control some of the eye movements and facial expressions," according to Johns Hopkins Medicines.

It also affects speech and motor skills, thereby permanently relegating Chad to the sidelines. But he became his big brother's muse, beginning in high school and continuing in college.

“He was always there on the sidelines, slapping guys hands,” Miller said. “He’s a big motivator as to why I wanted to be as successful as I am to know in the back of my mind that if I make it here, him and my family will always be taken care of.”

Miller was originally a standout baseball player, known for hitting towering home runs out of the baseball fields across the suburban Sacramento area, where he grew up. But he pivoted toward football in junior high, in part because of the natural camaraderie the sport facilitates.

He worked and he worked and he worked, first with his father, Dan, and then with renowned offensive line specialist Jon Osterhout, who doubles as the football coach at junior college power American River College in Sacramento.

Osterhout runs an offensive lineman clinic called Linemen Win Games, and Miller was a pupil — training four times per week for several months during the high school offseason to refine his technique. Osterhout, too, knew why Miller kept coming.

“A lot of things Kolton does are for (Chad),” said Osterhout, who trained Miller during several offseasons and helped him prepare for the 2018 NFL draft. “Where this kid’s been from and where he’s headed ... this kid is going to play a lot of football. He’s a grown man and certainly a guy who’s going to be able to hold down that spot for a decade-plus.”

Miller blossomed during his junior year of high school and earned scholarship offers from powerhouse programs across the country.

Chad would accompany him on his college visits. He’ll attend Raiders home games when he can.

“They’re brothers,” said Miller’s mother. “But as far as the drive that Kolton has, I want to hope in my heart that he’s doing this for himself. His work ethic is crazy.”

The how

Miller knew during his junior year at Roseville (California) High School that he wanted to play in the NFL. He wrote down his goals on a piece of paper that hung in his locker, reading them every day. Osterhout’s tutelage helped Miller blossom into a Division I player.

A redshirt year at UCLA helped him develop into a three-year starter.

“I really took that year to home in on my base fundamentals, getting used to the speed and strength,” Miller said. “It’s a bigger jump from high school to college ... as opposed to college and the NFL.”

Long hours in UCLA’s weight room and explosive movements like power cleans and snatches helped Miller develop the requisite core and lower-body strength necessary to support his 6-foot-8-inch frame and excel at the NFL level. Additional hours studying film — often two or three after practices — helped him refine his technique.

He debuted in 2015 as a right tackle and concluded his college career as a left tackle and one of the top offensive line prospects in the 2018 draft. The Raiders selected him with the No. 15 overall pick. His rookie season was marred by a nagging knee injury.

He allowed a league-high 16 sacks that year along with a league-high 65 pressures.

"I just stayed off social media and really just paid attention to film and like 'OK, I can adjust with my technique.' ... Really keeping my focus," Miller said. "You've got to have humility and know what you need to work on. You have to understand your body's mechanics. ... In between the lines there are these crucial little details in how your body is positioned, when you're striking. Where you're striking. All these little things to take into account."

With that said, Miller's work ethic never wavered. He remained diligent with his film study and his strength training, leading to gradual improvement in 2019 and 2020.

PFF tabbed Miller as the 76th-ranked tackle in 2018, 44th in 2019 and 33rd in 2020. The Raiders rewarded his improvements in March with a lucrative contract extension, crystallizing his future as the franchise left tackle.

He's been even better this year, ranking 19th among a pool of 79 tackles. He says he's playing more freely this year with the security the contract extension provides.

"It helps eliminate all doubt and be the best you can be," he said.

Miller's play this season has been especially vital on a unit that features rookie guard Alex Leatherwood, second-year guard John Simpson and third-year center Andre James, who is in his first year as a starter. But Miller hasn't missed a snap and is doing his part to keep Carr upright.

Raiders offensive coordinator Greg Olson said Miller "is who we thought he would be" when the Raiders scouted and drafted him more than three years ago.

"We look back at times and we have had several conversations like 'Mom, can you believe I was a Roseville Tiger and then I went to UCLA,'" Karrie Miller said. "And then, he goes, 'Would you believe I got drafted by the Raiders?' ... It's unbelievable, really. And to see him so humbled and come into a man of his own. He's finally spread his wings. We can take a step back now and let him just go. If he stays healthy, I think great things are still to come because of who he is."

DE Yannick Ngakoue

LAS VEGAS REVIEW-JOURNAL

Yannick Ngakoue finds home, peace of mind with Raiders

By Sam Gordon

December 4, 2021

Yannick Ngakoue was embroiled in a contract dispute. In a trade request. What he referred to as the first kind of “major adversity” he’d faced during his football career.

He didn’t want to play for the Jacksonville Jaguars anymore, and he made sure they knew it. Problem was, he made sure Twitter knew it, too.

“#FREEYANN,” he tweeted on April 20, 2020, and “Tired of the back and forth @Jaguars. Let’s get this (expletive) done,” before engaging in a public squabble with Jaguars owner Shad Khan.

“If I could go back and take something back, just not bringing my business to social media. I would have definitely have taken that back,” Ngakoue says. “I was young, man. There’s a certain way you’ve got to go about things to get things done. I know about those things now.”

Ngakoue (En-gah-kway) understands that now, having found a home in Las Vegas with the Raiders, for whom he has a team-high eight sacks through his first 11 games for the franchise. The 26-year-old defensive end was in limbo last season, playing without the security of a long-term contract — and with three other teams, including the Jaguars who finally accommodated his request last August.

He signed with the Raiders as a free agent in March and recorded his eighth sack of the season in a Thanksgiving Day victory over the Cowboys, making him the fifth NFL player since 1982 to tally at least that many in each of his first six seasons.

His presence on the edge has helped their Raiders revitalize their pass rush. His presence in Las Vegas has helped him find a personal sense of peace.

“He’s happy,” said Ngakoue’s mother, Marlene Chantelly. “I feel relieved. I feel better. I’m not worried like I used to be last season. Not at all. I told him ‘You’re far. You’re far from me. But I feel like you’re in a better place because you’re happy.’ That’s all that matters.”

Becoming a pro

Ngakoue’s roots remain in his native Washington, D.C., and nearby Prince George’s County, Maryland. He’ll still return home during the offseason to visit his alma mater, Friendship Collegiate Academy.

He volunteers at summer camps and speaks to the players who hope to one day follow his lead.

Chantelly raised him as a single mother and had trepidation about the physical consequences of football as information about brain trauma trickled into the mainstream. But Ngakoue pleaded with her to play. She finally relented when he was 12, so long as he complied with one simple request.

“I just asked him to be safe,” she said. “That’s all.”

Ngakoue flourished at the prep level, garnering four-star recruiting status and scholarship offers from top programs across the country. He opted to play at nearby Maryland, knowing its campus was a simple 20-minute drive from his mother's house.

He was a pass-rush specialist as a freshman in 2013 before emerging in 2014 as an NFL prospect with six sacks and 13.5 tackles for loss. He transitioned between his sophomore and junior seasons from a standup linebacker into a more traditional defensive end — capping his college career in 2015 with 13 sacks and another 14.5 tackles for loss.

"I liked being in the room with him every day because I knew he was going to work," said his former defensive line coach, Chad Wilt, now the defensive line coach at the University of Minnesota. "We could have conversations and dialogue. (Ngakoue) was smart enough as a football player that you could have those dialogues with him."

Ngakoue was almost obsessive about improvement. He would study various offensive linemen to learn how they'd set up blocks before tinkering with his technique. He'd also study other elite pass rushers and trained privately with renowned pass rush coach Chuck Smith, a former All-Pro with the Atlanta Falcons.

The Jaguars selected him with the No. 69 pick in the 2016 NFL draft, and he totaled 37.5 sacks in 63 games — including a career-high 12 in 2017 while helping the franchise reach its first AFC championship game since 1999.

"I learned so much from being a Jaguar. About the business. About being a ballplayer," Ngakoue said. "I'm super, super appreciative and always thankful that I was able to get that opportunity for those guys to be able to jumpstart my career."

Finding a home

Ngakoue says that now. But he was ready last year to leave. He'd outperformed his rookie scale contract and played like one of the best pass rushers in the NFL. But the Jaguars did not meet his contractual demands, prompting a trade in August to the Minnesota Vikings.

They, too, traded him. Albeit midway through the season and to the Baltimore Ravens, who play about an hour away from where he grew up. But there was nothing sentimental about the de facto homecoming, save for the proximity to his friends and family.

The uncertainty, Ngakoue said, made last season "super depressing."

"It's no secret the little battle I had with the place that I was drafted to, but things happen at the end of the day," Ngakoue said. "Both places that I was at, they really didn't fit my style of play that I was used to. It was weird."

Ngakoue and the Ravens parted ways upon the conclusion of the 2020 season, making him a free agent for the first time in his career. He indicated that free agency didn't go particularly well because of the "bad talk in the air" resulting from his departure in Jacksonville.

"It turned people the wrong way a little bit. I understand. I was super, super young. I was immature at that point," Ngakoue said. "But at the end of the day, I'm just super thankful that I did get a deal done with this great organization."

To that point, Ngakoue and the Raiders agreed to a two-year deal in March worth \$26 million. He can become a free agent again when he's 28, but said "I plan on being a Raider for life. ... This deal was supposed to get done the first time I got traded.

"I always wanted to be a Raider," he said, noting that he did not consider other destinations in free agency.

With Ngakoue aboard, the Raiders have 25 sacks compared to the 21 they had in 2020. He has had eight in the last seven games, signaling additional comfort with his new team.

"There's a lot of things that have to happen right for a defensive lineman to get a sack, but he's got some God-given ability," defensive coordinator Gus Bradley said. "He's very talented and his get-off has been really well. I think he's tweaked some things the last few weeks that have benefited him."

Ngakoue finally feels valued and mentioned that it's "a great feeling" being a captain for the first time in his career. He's still competitive, driven and focused. But he's not as emotional. Not as angry.

A testament to his maturity.

His mother preached patience amid his struggles last season, and, well, patience finally paid off.

"Sometimes you have to go through some difficult times to realize that you can't take life for granted," Chantelly said. "He's not the kid (he was) when he was drafted in 2016. He's not the same person. He's different. I'm happy for him."

TE Darren Waller

LAS VEGAS SUN

RAIDERS TIGHT END DARREN WALLER HAS EMERGED FROM A DARK PLACE TO BECOME LAS VEGAS' FIRST NFL SUPERSTAR

By Case Keefer

September 9, 2020

Darren Waller peeks through the rolling glass garage doors at the back end of the Raiders' Henderson headquarters between weightlifting sets to watch his teammates' training camp practice session.

Maintaining his usual straight face, the Pro Bowl tight end exudes a calm that stands in stark contrast to the panic regarding his status that's been spreading among the Raiders' fanbase. Waller isn't injured, just experiencing some minor, undisclosed "discomfort," so Las Vegas' coaching staff has given him a 10-day break from practice during a grueling stretch in August.

Waller initially didn't like the idea but came around to understanding.

"It was frustrating, because I always want to be out there working. [In] 2019, I don't think I missed a practice, and [in] 2020, I only missed a couple, so I want to be out there," Waller says after returning to practice. "But at the same time, maybe I do need to sit still a little bit, because it's a long season."

The ultra-cautious, rest-over-reps approach the Raiders have employed with the 28-year-old going into the 2021 season is hardly unprecedented in the NFL. It's usually reserved for the league's best players, a category in which Waller now undoubtedly belongs after monster years in each of his first two full seasons with the Raiders.

Waller broke out in 2019 with 90 receptions for 1,145 yards and three touchdowns, then proved he was no one-year wonder by topping those figures in the team's first year in Las Vegas. The speedy, 6-foot-6, 255-pound force became the undisputed focal point of the Raiders' offense in 2020, pulling in a franchise record 107 receptions for 1,196 yards and nine touchdowns.

The organization seems even more committed to him going into the 2021 season after allowing the team's second-leading receiver, Nelson Agholor, to walk in free agency without making any significant upgrades in that area. That's largely because the Raiders' brain trust trusts so completely in Waller.

"I've never been around a guy that is that unselfish, that talented, that versatile and that complete," Raiders coach Jon Gruden said in a news conference during training camp. "We've got to continue to build around him. We've got to get some of our young receivers to take pressure off of him. We've put some more things in our playbook. We are going to be a lot more demanding of Waller going forward." Waller ranked No. 35 in the NFL's annual player-voted Top 100 list going into this season. His coaches and teammates would surely argue that wasn't high enough, and they might have a point.

Alongside fellow standouts Travis Kelce (Kansas City) and George Kittle (San Francisco), Waller is helping to redefine the tight end position in the modern NFL. Among that trio of consensus top tight ends, Waller also stands out as the unlikeliest success story, considering where he was as recently as three years ago.

The Raiders signed Waller off of Baltimore's practice squad in late 2018 to end a rocky four-year tenure with the Ravens, who selected him in the sixth round of the 2015 NFL Draft out of Georgia Tech.

Las Vegas quarterback Derek Carr recalled thinking, "How did we get this guy?" as soon as Waller showed up.

"I remember throwing him his first route at practice. I threw it 10 feet behind him and was like, 'Oh, wow, this guy can run!'" Carr recalled at the end of last season. "From then on, it was a beautiful thing with not only on-the-field chemistry but off the field. He told me his story and what he had been through."

Waller was an addict, developing a drug habit that included opioid pills and cocaine, dating back to his days as a prep football star in suburban Atlanta. It nearly cost him his career, if not his life.

After being suspended for the entire 2017 NFL season for repeated violations of the NFL's substance abuse policy, Waller overdosed on opioids in his car. Unlike three friends he grew up playing football alongside—all of whom suffered fatal overdoses—Waller survived, checking himself into rehab shortly after the incident.

He has now been sober for more than four years and has turned his attention toward advocacy for those in similar situations. He founded the Darren Waller Foundation to help drug-addicted youths and has appeared in national opioid-crisis campaigns.

"I feel like that giving-back component really keeps me sharp, because that's the greatest feeling that I can feel—to help somebody else or to be impactful in someone else's community or sphere of influence," Waller says. "So I really want to do that and stay on top of my routine—meditating, praying, writing in my journal, still going to meetings and just doing what I've been doing to keep me built up."

"Without those things, my career doesn't sustain. I have to continue to dance with what brought me here, and that's taking care of myself internally, mentally, spiritually, emotionally. You get the best version of me on the football field when I'm doing those things."

Waller's absence from training camp was partially a result of how sharp he's looked again heading into 2021, according to Gruden. The coach says he found it almost necessary to hold Waller out in order to fully evaluate other players vying for receptions.

With his ability to create separation in passing routes and his rhythm with Carr, Waller received the lion's share of targets during the first several practices. Given his mindset, it was easier to sit him for practices than ask him to go at half-speed.

That's because, after what he's been through, Waller refuses to give less than full effort. He has risen from the lowest of depths to the highest of peaks, and he plans to extend his stay at the top.

"When I was coming out of the dark places in my life, it's like, 'Man, you've come that close to not being here anymore, you have to have a new sense of urgency,'" Waller says. "Every single day you're not promised much, so I want to take that urgency and put it into everything I do."

THE ATHLETIC

Raiders' Darren Waller copes with the shutdown by exploring his musical side

By Vic Tafur

May 15, 2020

The violins start in first, before the bass drops and the angry voice starts poking you in the chest. D Wall, or Darren Waller as Raiders fans and fantasy football players call him, wants to know how your paper is stacking up in his new single, "Profits."

The music video drops Friday, the second to be released off his "Wall Street" album. "SHSW" was a much more relaxing song, with a smiling Waller rapping about how he separated from the crowd, as the acronym indicates, Some How Some Way.

Most people know Waller's story of overcoming addiction, signing with the Raiders and quickly becoming one of the best tight ends in the NFL. Many don't know how serious he is about his music — he recently received his first royalty check. The \$500 was the first money he has ever earned for his passion project.

"It's going great," Waller said in a phone interview last week. "Quarantine has provided a lot of time to lock in on improving my production and making new songs."

He is working on building a studio in his new house. Waller is back in Las Vegas, having returned from Georgia week ago. He is all moved in — after spending the past season and a half at the extended-stay hotel two blocks from the Raiders' old facility in Alameda.

"I grew to appreciate the proximity to the facility," Waller said, "because I would get there early for treatment and stay late for treatment."

The Raiders' new facility in Henderson, Nev., is on schedule to be finished next month, with the team's new stadium in Vegas set to be complete in July.

"It's quiet, but I really like Vegas so far and can really see myself enjoying life here," Waller said.

Waller gets up early and logs into the team's online meetings before hitting the field at a local park and working out with teammates Derek Carrier and Foster Moreau. (The team's newest tight end, Jason Witten, is in the process of moving from Dallas.)

"It's been pretty well organized, as far as the position meetings and getting a whole team meeting online," Waller said. "It's gone a lot smoother than I thought it would — I thought there would be a lot of connections dropping and a lot more difficulties."

"There is really good communication from the coaches to the players, so we know what we should be doing to be ready when the time comes."

Waller was very excited by the addition of Witten, an 11-time Pro Bowler with the Cowboys.

"I thought it was awesome," he said. "He is a great example of longevity and doing it the right way. His technique and his mental approach to the game kept him at the top and is going to put him in the Hall of Fame, so to have him in your room and be able to learn from him is priceless."

Waller said Moreau used to mention watching film of Witten, and that prompted him to do the same last year.

"There are things that caught me off guard watching him," Waller said. "He looks fast because he is great getting off the ball right at the snap, like no one I have ever seen — he will be ahead of wide receivers. So I am watching and thinking, 'I didn't know Jason Witten was that fast,' but it's that get-off and there are a lot of small details to his game that are just incredible."

Waller can't wait to get together with Witten and the rest of his teammates.

"I think we had another great draft class and we're putting together something special on both sides of the ball," he said. "We have a lot to offer Las Vegas, a lot of energy and we also want to do big things in the community."

Waller was also excited about the schedule, much fairer than last season's, when the Raiders were away from home for seven straight weeks.

"I feel that if we can get through last year's schedule, there is nothing we can't get through," he said.

The bar is high for Waller, in particular. A receiver in college, Waller is still learning the nuances of the tight end position and last season had 90 catches for 1,145 yards at 27 years old. And that's with defenses bracketing their coverage toward him after receiver Antonio Brown was cut and Tyrell Williams was injured.

"I see a lot of room for growth," Waller said.

He can block as well and is already among the handful of most valuable tight ends in the NFL. But Waller leaves the swagger to his rap persona.

"I try not to compare and say I am better than that guy," Waller said. "Saying I am the top dog doesn't do too much for me, because things change week to week. I just need to be the best me I can possibly be. That makes my life a lot simpler.

"I save that kind of energy for the music."

After football meetings and workouts every weekday, Waller works just as hard in the evenings, coming up with new beats. In many ways it's harder than being a professional football player.

"I pull the laptop open and ... I don't know," Waller said. "Sometimes I will go off a sample and try to flip that. Or I will play with some software that I found called Arcade and I try to create a melody. I just go through random sounds and click and play things on my keyboard until I catch something and I can hear something in my mind. And then I find another sound to layer it up.

“There is no one process. I could also be inspired by something I see or hear or some feeling I have. Something someone said to me can translate into a note that can spark a beat. It’s random. ... I try not to press for it and let it just happen. I have taken a week off at times and when I come back to it, I really missed it. I just really enjoy it.”

Teammates have remarked how on team flights Waller disappears into his laptop from wheels up to wheels down. And he has said he has missed the first bus from the hotel to the stadium on game days because he has gotten lost in his music.

Waller filmed all five music videos in a span of 39 days, each Saturday beginning in February, in the Atlanta area. He is also recording new stuff, with the same plan that he had last year — having enough songs to put out another project/album at some point during the season.

“I can mess around with a beat for fun during the season,” Waller said, “but I don’t get to spend an extended amount of time. So I like to get most of my music work done before the season gets going.”

Waller recently started his own YouTube channel, and reaction to the music has been positive.

“I have put a lot of work into it and I think it sounds good. So it’s definitely good to see other people like it because music is meant to be shared,” Waller said. “It was dope to get that check, just because I never thought that was ever possible.”

And yes, Raiders fans, that collaboration with teammate Maxx Crosby is still in the works.

“I sent Maxx a whole bunch of beats, so hopefully when he puts something out he will be using one of mine,” Waller said. “He is a busy guy, and whenever he is ready to lock in, I am here for him.”

Waller will put that song on his YouTube channel or on Instagram when the time comes. While the Instagram account is also popular, Waller winds up checking it almost every day for more important stuff than reactions to his music.

“People message me and tell me how they relate to my story and what they are going through, so I use that to have short conversions with them,” Waller said.

Waller struggled with opiate and cocaine addiction when he first came into the league. He was suspended twice for failing drug tests, including for the entire 2017 season.

“I try and connect with fans on Instagram whenever I can and let them know that I see them and I am there, and that I am just a normal human being who had to overcome some stuff,” Waller said. “Ever since ‘Hard Knocks’ (last summer), people have been able to relate to what I went through and I want to let them know that I appreciate them and what they are going through as well. And those talks give me a recharge because I am not perfect and I have doubts and I need to be picked up sometimes, too.

“People saying they look to me for inspiration gives me extra life sometimes.”

Waller also started the Darren Waller Foundation a few months ago. There was a kickoff dinner scheduled for it on the Las Vegas Strip during NFL Draft weekend, but the pandemic wiped that out.

“Corona has us on hold, but we’ll start having events as soon as Vegas is up and running again,” Waller said. “We just want to educate people and put my story and the stories of others in front of the youth.

“Kids always envision who they want to be when they grow up, without really taking stock of their mental health and how happy they are going to be when they get there. Maybe kids ages 10 on up to 25, getting in front of them as well as having an online community, which can serve as a safe space. They can say whatever is on their minds.

“I am trying to put together things that I wish I would have taken advantage of when I was a teenager.”

Music was one of the things that Waller turned to before he was sober, and it’s been even sweeter for him since he cleaned up.

“On my first project, there are songs where I am talking about drinking or using drugs, and I was able to learn how to make music without doing that,” Waller said. “I was afraid that once I got sober, my music was going to be trash — because you know, that’s a big part of rap — but my stuff did get better and I was able to be creative without rapping about material things, drug, alcohol or talking about women in a crazy way. I was able to find my sound, find my pocket and still be confident and still feel like I could still put music out that people would want to listen to.”