

**LAS VEGAS RAIDERS**

# WEEKLY RELEASE

## WEEK 13

**W**

5-6

Sunday, December 5, 2021  
1:05 PM (PT)  
Allegiant Stadium



6-5



**Coors  
LIGHT**

<b>Cover</b> .....	<b>1</b>	Third Down Efficiency Team/Opponents .....	61
<b>Release</b> .....	<b>3-31</b>	Fourth Down Efficiency .....	62
Weekly Release Intro .....	3	100.0+ Passer Rating .....	63
Game Release .....	4-31	Completions by Distance .....	64
<b>Rosters Divider</b> .....	<b>32</b>	Yards Gained By Down .....	65
<b>Rosters</b> .....	<b>33-41</b>	Big Returns: Kickoff and Punt .....	66
Roster/Alphabetical .....	33	Opponent Big Returns: Kickoff and Punt .....	67
Roster/Numerical .....	34	Takeaways and Opponent Takeaways .....	68
Roster/Depth Chart .....	35	Turnover Breakdown Chart - Team and Opponent .....	69
Roster/Positional .....	36	Red Zone Efficiency .....	70
Roster/How Built .....	37	Onside Kicks .....	71
Roster/Game-By-Game Starters & Inactives .....	38	Blocked Kicks .....	72
Player Participation .....	39	Two-Point Conversions .....	73
Roster/Transactions .....	40	Scoring Breakdown .....	74
<b>Stats Divider</b> .....	<b>42</b>	Goal to Go Situations .....	75
<b>Raiders Statistics</b> .....	<b>43-83</b>	Goal to Go Situations - Detailed .....	76
Team Stats .....	43	Replay Challenges .....	77
Defensive/Special Teams Stats .....	44	Team Record When... .....	78
Game-By-Game Offense .....	45	The Last Time .....	79-83
Game-by-Game Defense .....	46	<b>Updated Player Bios Divider</b> .....	<b>84</b>
Team Highs And Lows .....	47	<b>Updated Player Bios</b> .....	<b>85-143</b>
Individual Single-Game Highs .....	49	<b>Game Summaries Divider</b> .....	<b>144</b>
Opponents Individual Highs .....	50	<b>Game Summaries</b> .....	<b>145-155</b>
Big Yardage Games .....	51	<b>Last Week's Game Divider</b> .....	<b>156</b>
Big Plays of 20+ Yards .....	52	<b>Last Week's Game</b> .....	<b>157-205</b>
Opponent Big Plays of 20+ Yards .....	54	Gamebook .....	157-179
Longest Drives .....	55	Last Week's Game Clips .....	180-205
Drive Charts .....	56-58	<b>Feature Clips Divider</b> .....	<b>206</b>
Drive Charts - Opening Drives .....	59	<b>Feature Clips</b> .....	<b>207-264</b>
Advances Chart .....	60		

# — LAS VEGAS RAIDERS — WEEKLY RELEASE WEEK 13

**W**

5-6

Sunday, December 5, 2021  
1:05 PM (PT)  
Allegiant Stadium



6-5

## 2021 SCHEDULE

### REGULAR SEASON

Mon., Sept. 13	BALTIMORE RAIDERS*	W, 33-27(OT)	1-0
Sun., Sept. 19	at Pittsburgh Steelers	W, 26-17	2-0
Sun., Sept. 26	MIAMI DOLPHINS	W, 31-28(OT)	3-0
Mon., Oct. 4	at Los Angeles Chargers**	L, 14-28	3-1
Sun., Oct. 10	CHICAGO BEARS	L, 9-20	3-2
Sun., Oct. 17	at Denver Broncos	W, 34-24	4-2
Sun., Oct. 24	PHILADELPHIA EAGLES	W, 33-22	5-2
	BYE WEEK		
Sun., Nov. 7	at New York Giants	L, 16-23	5-3
Sun., Nov. 14	KANSAS CITY CHIEFS***	L, 14-41	5-4
Sun., Nov. 21	CINCINNATI BENGALS	L, 13-32	5-5
Thu., Nov. 25	at Dallas Cowboys****	W, 36-33(OT)	6-5
Sun., Dec. 5	WASHINGTON	1:05 p.m.	FOX
Sun., Dec. 12	at Kansas City Chiefs	10:00 a.m.	CBS
Sat. Dec. 18	at Cleveland Browns	1:30 p.m.	NFLN
Sun., Dec. 26	DENVER BRONCOS	1:25 p.m.	CBS
Sun., Jan. 2	at Indianapolis Colts	10:00 a.m.	CBS
Sun., Jan. 9	LOS ANGELES CHARGERS	1:25 p.m.	CBS

- \* - Monday Night Football on ESPN with simulcast on ABC
- \*\* - Monday Night Football on ESPN
- \*\*\* - Sunday Night Football games in Weeks 5-17 subject to change
- \*\*\*\* - Thanksgiving Day Game on CBS

## THE SETTING

**Date:** Sunday, December 5, 2021  
**Kickoff:** 1:05 p.m. PT  
**Site:** Allegiant Stadium (2020)  
**Capacity/Surface:** 65,000/Natural Bermuda  
**Regular Season:** Raiders lead, 7-6  
**Postseason:** Raiders lead, 1-0



## BROADCAST INFORMATION

### TELEVISION

#### FOX

**Play-by-play:** Kevin Burkhardt  
**Color Analyst:** Greg Olsen  
**Sideline/Field:** Pam Oliver  
**Producer:** Pete Macheska  
**Director:** Artie Kempner



### RADIO

#### Raiders Radio Network

**Flagship:** KOMP 92.3 FM "The Rock Station" and KRLV "Raider Nation Radio 920 AM" via Compass Media Network  
**Play-by-play:** Brent Musburger  
**Color Analyst:** Lincoln Kennedy



### SPANISH RADIO

**Spanish Flagship:** Deportes Vegas 1460 AM (KENO)  
**Play-by-play:** Cristian Echeverria  
**Color Analyst:** Harry Ruiz

## LAS VEGAS VS. NFC EAST

The Raiders are 28-25 (.528) all-time against the NFC East. The Silver and Black lead the all-time series against the Giants (8-6), Cowboys (7-6) and Football Team (7-6) and trail in the all-time series against the Eagles (6-7).

Las Vegas looks to conclude its 2021 slate against the NFC East with a 3-1 record. The Silver and Black last played the division in 2017, finishing 1-3.

### RAIDERS VS. NFC EAST IN 2021

Date	Opponent	Result
10/24/21	vs. Philadelphia	W, 33-22
11/07/21	at New York	L, 16-23
11/25/21	at Dallas	W, 36-33 (OT)
12/05/21	vs. Washington	TBD



## NOTABLE CONNECTIONS

### Pro Connections

- Raiders **RB Peyton Barber** spent the 2020 season with the Football Team.
- Raiders **TE Derek Carrier** spent two seasons with the Football Team from 2015-16.
- Raiders **strength and conditioning assistant Deuce Gruden** served as a strength and conditioning assistant with the Football Team for two seasons (2016-17).
- Raiders **defensive backs coach Ron Milus** and Football Team **defensive coordinator Jack Del Rio** served on the same staff with the Denver Broncos in 2012, while current Raiders **linebackers coach Richard Smith** worked under Del Rio at the Broncos from 2012-14.
- Raiders **strength and conditioning assistant D'Anthony Batiste** played offensive tackle for the Washington Football Team in 2009.
- Football Team **defensive coordinator Jack Del Rio** served as the Raiders Head Coach from 2015-17.
- Football Team **running backs coach Randy Jordan** played running back for the Raiders from 1998-2002, serving as a special teams captain for the Raiders' AFC Championship team in 2002. He entered the coaching ranks as a special teams assistant for the Raiders in 2003.
- Football Team **assistant defensive backs/nickel coach Brent Vieselmeyer** spent two seasons (2015-16) as the Raiders assistant linebackers coach before assuming the title of safeties coach from 2017-18.
- Football Team **defensive backs coach Chris Harris** and Raiders **defensive coordinator Gus Bradley** served on the same staff with the Los Angeles Chargers from 2017-19.
- Football Team **WR DeAndre Carter** spent part of the 2015 season on the Raiders practice squad.

### College Connections

- Raiders **CB Brandon Facyson** was teammates at Virginia Tech with Football Team **K Joey Slye** (2014-17), **CB Kendall Fuller** (2013-15) and **TE Logan Thomas** (2013).
- Raiders **RB Kenyan Drake** was teammates at Alabama with Football Team **S Landon Collins** (2012-14), **DT Daron Payne** (2015), **WR Cam Sims** (2014-15) and **DT Jonathan Allen** (2013-15).
- Raiders **DE Malcolm Koonce** and Football Team **RB Jaret Patterson** were teammates at Buffalo from 2018-20.
- Raiders **LB Denzel Perryman** and Football Team **CB Corn Elder** were teammates at Miami from 2013-14.
- Raiders **PAJ Cole** and Football Team **DE James Smith-Williams** were teammates at NC State from 2015-18.
- Raiders **OL Jermaine Eluemunor** and Football Team **TE Ricky Seals-Jones** were teammates at Texas A&M from 2014-15.

### Hometown Connections

- Raiders **DE Clelin Ferrell** is a native of Richmond, Va.
- Raiders **LB Marquel Lee** is a native of Waldorf, Md.
- Raiders **DT Quinton Jefferson** played four seasons (2012-15) at Maryland.
- Raiders **DE Yannick Ngakoue** is a native of Washington, D.C. and spent three seasons (2013-15) at Maryland.
- Football Team **offensive coordinator Scott Turner** was a three-year letterman at UNLV from 2002-04, where he served as a reserve quarterback.
- Football Team **assistant special teams coach Ben Jacobs** is a native of Las Vegas, Nev.

## TEAM RANKINGS

Category	OFFENSE		FOOTBALL TEAM	
	RAIDERS			
	Stats	Rank	Stats	Rank
Total Offense	385.6	6	349.9	19
Rush Offense	89.1	27	125.5	9
Pass Offense	296.5	2	224.4	20
Points Per Game	23.5	17	20.8	20
Third-Down Off. %	34.4	29	39.2	17
Fourth-Down Off. %	46.2	23	52.0	19
Red Zone Off. (TD%)	50.0	28t	47.2	31

Category	DEFENSE		FOOTBALL TEAM	
	RAIDERS			
	Stats	Rank	Stats	Rank
Total Defense	360.5	21	359.3	18
Rush Defense	125.9	25	92.6	4
Pass Defense	234.6	13	266.6	30
Points Per Game	26.8	30	25.6	25
Third-Down Def. %	40.4	16	51.4	32
Fourth-Down Def. %	63.2	25	60.0	22
Red Zone Def. (TD%)	75.9	32	61.1	16

Category	TEAM		FOOTBALL TEAM	
	RAIDERS			
	Stats	Rank	Stats	Rank
Turnover Ratio	0	16t	-4	22t
Penalties	89	31	62	7
Penalty Yards	785	31	560	12

## WEEKLY MEDIA SCHEDULE

### Wednesday, Dec. 1

10:55 a.m. - 11:25 a.m. (approx.)..... Practice open to media; Videography/photography limited through stretching and individual periods only

1:00 p.m. (approx.)..... **Interim Head Coach Rich Bisaccia** and **QB Derek Carr** available in UBEO press room at Intermountain Healthcare Performance Center

### Thursday, Dec. 2

10:45 a.m. - 11:15 a.m. (approx.)..... Practice open to media; Videography/photography limited through stretching and individual periods only

12:55 p.m. (approx.)..... **Defensive Coordinator Gus Bradley** and **Offensive Coordinator Greg Olson** available in UBEO press room at Intermountain Healthcare Performance Center

### Friday, Dec. 3

10:45 a.m. - 11:15 a.m. (approx.)..... Practice open to media; Videography/photography limited through stretching and individual periods only

12:25 p.m. (approx.)..... **Interim Head Coach Rich Bisaccia** available in UBEO press room at Intermountain Healthcare Performance Center

**Saturday, Dec. 4**..... No availability

**Sunday, Dec. 5**..... Raiders vs. Football Team at 1:05 p.m.

*All times are Pacific and subject to change.*



## INDIVIDUAL LEADERS

### RAIDERS

#### Passing Yards

Derek Carr..... 3,414

#### Completion Percentage (Min. 30 Attempts)

Derek Carr.....67.3

#### Passing Touchdowns

Derek Carr..... 17

#### Carries

Josh Jacobs .....111

Kenyan Drake..... 62

Peyton Barber ..... 38

#### Rushing Yards

Josh Jacobs .....420

Kenyan Drake.....254

Peyton Barber .....146

#### Rushing Touchdowns

Josh Jacobs .....6

Kenyan Drake.....2

Peyton Barber .....1

Marcus Mariota .....1

#### Receptions

Hunter Renfrow ..... 64

Darren Waller ..... 53

Josh Jacobs ..... 30

Kenyan Drake..... 29

#### Receiving Yards

Hunter Renfrow .....658

Darren Waller .....643

Bryan Edwards.....446

Kenyan Drake.....283

Zay Jones.....236

#### Receiving Touchdowns

Hunter Renfrow .....4

Foster Moreau.....3

Bryan Edwards.....2

Darren Waller .....2

Zay Jones.....1

Kenyan Drake.....1

DeSean Jackson.....1

#### Sacks

Yannick Ngakoue .... 8.0

Maxx Crosby..... 5.0

Solomon Thomas.... 3.5

Quinton Jefferson .. 3.0

Darius Philon ..... 2.0

#### Interceptions

Johnathan Abram .....1

Brandon Facyson.....1

Tre'von Moehrig.....1

Trayvon Mullen Jr. ....1

#### Forced Fumbles

Solomon Thomas.....2

Quinton Jefferson .....2

Yannick Ngakoue.....2

Carl Nassib.....1

Nate Hobbs.....1

### FOOTBALL TEAM

Taylor Heinicke ...2,613

Taylor Heinicke ..... 67.2

Taylor Heinicke .....16

Antonio Gibson..... 183

Taylor Heinicke.....49

J.D. McKissic .....48

Antonio Gibson..... 712

Taylor Heinicke..... 279

J.D. McKissic .....212

Antonio Gibson ..... 5

J.D. McKissic .....2

Taylor Heinicke .....1

Terry McLaurin.....58

J.D. McKissic .....43

Antonio Gibson.....26

Adam Humphries.....25

Terry McLaurin..... 786

J.D. McKissic .....397

Adam Humphries...269

DeAndre Carter .....261

Ricky Seals-Jones ..230

Terry McLaurin..... 5

DeAndre Carter ..... 3

Ricky Seals-Jones ..... 2

Logan Thomas .....2

J.D. McKissic .....2

Antonio Gibson..... 1

Cam Sims.....1

Jonathan Allen .....6.0

Montez Sweat.....4.0

Daron Payne.....2.5

James Smith-Williams ..1.5

Chase Young ..... 1.5

William Jackson III..... 2

Bobby McCain..... 2

Kendall Fuller..... 1

Cole Holcomb.....1

Montez Sweat ..... 2

Cole Holcomb.....2

Chase Young ..... 2

Danny Johnson ..... 1

Landon Collins..... 1

## RAIDERS SUPERLATIVES

### VS. WASHINGTON FOOTBALL TEAM

#### Team Single-Game Highs/Lows:

**Total Yards:** 458; Oct. 19, 1970

**Rushing Yards:** 227; Sept. 21, 1980

**Passing Yards:** 326; Oct. 2, 1983

**Fewest Total Yards Allowed:** 240; Sept. 21, 1980

**Fewest Rushing Yards Allowed:** 21; Oct. 29, 1989

**Fewest Passing Yards Allowed:** 138; Nov. 20, 2005

**Points Scored:** 37; Oct. 29, 1989

**Fewest Points Allowed:** 6; Sept. 14, 1986

**Touchdowns:** 5; Oct. 2, 1983

#### Individual Single-Game Highs:

**Pass Attempts:** 39, Marc Wilson; Sept. 14, 1986

**Pass Completions:** 22, Jeff Hostetler; Sept. 10, 1995

**Passing Yards:** 372, Jim Plunkett; Oct. 2, 1983

**Passing Touchdowns:** 4, Jim Plunkett; Oct. 2, 1983

**Carries:** 27, LaMont Jordan; Nov. 20, 2005

**Rushing Yards:** 164, Hewritt Dixon; Oct. 19, 1970

**Rushing Touchdowns:** 3, Pete Banaszak; Nov. 23, 1975

**Receptions:** 9, Fred Biletnikoff; Nov. 23, 1975

**Receiving Yards:** 142, Jerry Porter; Nov. 20, 2005

**Receiving Touchdowns:** 2, three times; last: Mervyn Fernandez; Oct. 29, 1989

## LAST GAME VS. FOOTBALL TEAM

September 24, 2017 - Redskins 27, Raiders 10

FedEx Field, Landover, MD

#### Team Statistics

	RAIDERS	REDSKINS
Total Net Yards.....	128	472
Total Offensive Plays.....	48	65
Net Yards Rushing.....	32	116
Total Rushing Plays.....	13	34
Net Yards Passing.....	96	356
Attempts-Completions-INTs.....	31-19-2	30-25-0
Total First Downs.....	7	18
Touchdowns.....	1	3
Field Goals Made-Attempted.....	1-1	2-3
Third Down Efficiency.....	0-11-0%	7-15-47%
Fourth Down Efficiency.....	1-2-50%	0-0-0%
Red Zone Efficiency.....	1-2-50%	1-3-33%
Penalties-Yards.....	4-35	10-77
Time of Possession.....	21:54	38:06

	1	2	3	4	Total
Oakland Raiders	0	0	7	3	10
Washington Redskins	7	7	7	6	27

#### Individual Leaders

##### Raiders

##### Passing Yards

Derek Carr.....118

##### Rushing Yards

Marshawn Lynch.....18

##### Receiving Yards

Jared Cook.....43

##### Redskins

Kirk Cousins..... 365

Samaje Perine.....49

Chris Thompson .....150

## ALL-TIME SERIES

### Las Vegas Raiders vs. Washington Football Team

**Regular Season:** Raiders lead, 7-6

**Postseason:** Raiders lead, 1-0 (Super Bowl XVIII)

**Raiders at Home:** Series tied, 3-3

**Raiders on Road:** Raiders lead, 4-3

**Current Streak:** Washington has won three straight games

### ALL-TIME REGULAR SEASON GAMES

Date	Location	Winner	Score
10/19/70	Oakland	Raiders	34-20
11/23/75	Washington	Raiders	26-23
09/21/80	Oakland	Raiders	24-21
10/02/83	Washington	Redskins	37-35
09/14/86	Washington	Redskins	10-6
10/29/89	Los Angeles	Raiders	37-24
12/26/92	Washington	Raiders	21-20
09/10/95	Washington	Raiders	20-8
11/29/98	Oakland	Redskins	29-19
11/20/05	Washington	Raiders	16-13
12/13/09	Oakland	Redskins	34-13
09/29/13	Oakland	Redskins	24-14
09/24/17	Washington	Redskins	27-10



## ROSTER BREAKDOWN

**Oldest Raider:** Richie Incognito, 38 (born 07/05/83)

**Youngest Raider:** Nate Hobbs, 22 (born 06/24/99)

**Most Seasons as a Raider:** Derek Carr, 8

**Most NFL Seasons:** Richie Incognito and DeSean Jackson, 14

**Tallest Raider:** Kolton Miller and Brandon Parker at 6-foot-8

**Shortest Raider:** Jalen Richard at 5-foot-8

### First-Round Draft Picks: 10

- Johnathan Abram (Oak., 2019) - 27th overall
- Ha Ha Clinton-Dix (GB, 2014) 21st overall
- Clelin Ferrell (Oak., 2019) - 4th overall
- D.J. Fluker (SD, 2013) - 11th overall
- Josh Jacobs (Oak., 2019) - 24th overall
- Alex Leatherwood (LV, 2020) - 17th overall
- Marcus Mariota (Ten., 2015) - 2nd overall
- Kolton Miller (Oak., 2018) - 15th overall
- Solomon Thomas (SF, 2017) - 3rd overall
- Desmond Trufant (Atl., 2013) - 22nd overall

### Pro Bowlers: 10

- Derek Carr (2015-17)
- Ha Ha Clinton-Dix (2016)
- Casey Hayward Jr. (2016-17)
- Richie Incognito (2012, 2015-17)
- DeSean Jackson (2009-10, 2013)
- Josh Jacobs (2021)
- Yannick Ngakoue (2017)
- Desmond Trufant (2015)
- Darren Waller (2021)
- K.J. Wright (2016)

## COACHING BREAKDOWN

Coach	NFL seasons	Raiders seasons
D'Anthony Batiste	12	4
Edgar Bennett	29	4
Tim Berbenich	19	4
Rich Bisaccia	20	4
Gus Bradley	16	4
Tom Cable	17	8
Cameron Clemmons	2	2
Deuce Gruden	6	4
Nick Holz	10	10
Taver Johnson	3	3
Austin King	6	2
Addison Lynch	4	1
Rod Marinelli	26	2
Ron Milus	22	1
Ryan Milus	3	1
John Morton	19	11
A.J. Neibel	17	9
Greg Olson	20	6
Rick Slate	4	4
Richard Smith	34	1
Travis Smith	10	10
Byron Storer	11	4
<b>Totals</b>	<b>310</b>	<b>99</b>

## AFC WEST STANDINGS

Team	W	L	Home	Road	Div.	Con.	PF	PA	Streak	Last 5
Kansas City	7	4	4-2	3-2	1-1	2-4	281	250	W4	4-1
Los Angeles	6	5	3-3	3-2	2-1	4-3	273	293	L1	2-3
<b>Las Vegas</b>	<b>6</b>	<b>5</b>	<b>3-3</b>	<b>3-2</b>	<b>1-2</b>	<b>4-3</b>	<b>259</b>	<b>295</b>	<b>W1</b>	<b>2-3</b>
Denver	6	5	3-3	3-2	1-1	3-4	228	196	W1	3-2

## NFC EAST STANDINGS

Team	W	L	Home	Road	Div.	Con.	PF	PA	Streak	Last 5
Dallas	7	4	4-2	3-2	2-0	5-1	326	250	L2	2-3
<b>Washington</b>	<b>5</b>	<b>6</b>	<b>3-3</b>	<b>2-3</b>	<b>1-0</b>	<b>5-2</b>	<b>229</b>	<b>282</b>	<b>W3</b>	<b>3-2</b>
Philadelphia	5	7	1-4	4-3	0-2	4-4	304	273	L1	3-2
New York	4	7	3-3	1-4	1-2	3-5	202	253	W1	3-2

## LAS VEGAS RAIDERS

## WASHINGTON FOOTBALL TEAM

### TOTAL OFFENSE

385.6 6th

### PASSING OFFENSE

296.5 2nd

### RUSHING OFFENSE

89.1 27th

### SCORING OFFENSE

23.5 17th

### SACKS ALLOWED

25 19th

### THIRD DOWN OFFENSE

34.4% 29th

### RED ZONE OFFENSE

50.0% T-28th

### GIVEAWAYS

12 T-5th

### TOTAL DEFENSE

360.5 21st

### PASSING DEFENSE

234.6 13th

### RUSHING DEFENSE

125.9 25th

### SCORING DEFENSE

26.8 30th

### SACKS

25 T-15th

### THIRD DOWN DEFENSE

40.4% 16th

### RED ZONE DEFENSE

75.9% 32nd

### TAKEAWAYS

12 T-21st

### TOTAL DEFENSE

18th 359.3

### PASSING DEFENSE

30th 266.6

### RUSHING DEFENSE

4th 92.6

### SCORING DEFENSE

25th 25.6

### SACKS

23rd 22

### THIRD DOWN DEFENSE

32nd 51.4%

### RED ZONE DEFENSE

16th 61.1%

### TAKEAWAYS

T-21st 12

### TOTAL OFFENSE

18th 349.9

### PASSING OFFENSE

20th 224.4

### RUSHING OFFENSE

9th 125.5

### SCORING OFFENSE

20th 20.8

### SACKS ALLOWED

T-16th 24

### THIRD DOWN OFFENSE

17th 39.2%

### RED ZONE OFFENSE

31st 47.2%

### GIVEAWAYS

T-22nd 16

## How They Match Up - Statistical Leaders -2021

Category	Raiders	No.	Category	Football Team	No.
Passing Yards	Derek Carr	3,414	Passing Yards	Taylor Heinicke	2,613
Passer Rating	Derek Carr	97.3	Passer Rating	Taylor Heinicke	91.3
Completion Percentage	Derek Carr	67.3	Completion Percentage	Taylor Heinicke	67.2
Rushing Yards	Josh Jacobs	420	Rushing Yards	Antonio Gibson	712
Rushing Touchdowns	Josh Jacobs	6	Rushing Touchdowns	Antonio Gibson	5
Receptions	Hunter Renfrow	64	Receptions	Terry McLaurin	58
Receiving Yards	Hunter Renfrow	658	Receiving Yards	Terry McLaurin	786
Receiving Touchdowns	Hunter Renfrow	4	Receiving Touchdowns	Terry McLaurin	5
Scrimmage Yards	Hunter Renfrow	665	Scrimmage Yards	Antonio Gibson	905
First Downs	Darren Waller	30	First Downs	Antonio Gibson	54
Tackles	Denzel Perryman	121	Tackles	Cole Holcomb	92
Sacks	Yannick Ngakoue	8.0	Sacks	Jonathan Allen	6.0
Interceptions	J. Abram, B. Facyson, T. Moehrig, T. Mullen Jr.	1	Interceptions	B. McCain and W. Jackson III	2
Forced Fumbles	S. Thomas, Q. Jefferson, Y. Ngakoue	2	Forced Fumbles	M. Sweat, C. Holcomb, C. Young	2
Special Teams Tackles	Dallin Leavitt	10	Special Teams Tackles	David Mayo	7
Punt Return Avg.	Hunter Renfrow	8.8	Punt Return Avg.	DeAndre Carter	8.5
Kick Return Avg.	Jalen Richard	20.9	Kick Return Avg.	DeAndre Carter	25.2
Scoring/Non-Kicking	Josh Jacobs	36	Scoring/Non-Kicking	Antonio Gibson	38
Scoring	Daniel Carlson	95	Scoring	Antonio Gibson	38

## RICH BISACCIA

Now in his 38th year of coaching, Rich Bisaccia enters his fourth season with the Silver and Black. He was named interim head coach by Raiders owner Mark Davis on Oct. 11, 2021.

Bisaccia's resume includes 19 seasons of experience as a special teams coordinator in the NFL with the Raiders (2018-20), Dallas Cowboys (2013-17), San Diego Chargers (2011-12) and Tampa Bay Buccaneers (2002-10). Bisaccia, now entering his 20th season as an NFL coach, spent the previous five seasons with the Dallas Cowboys as the special teams coordinator before joining the Raiders in 2018, including the last three with the added role of assistant head coach.

In Bisaccia's five seasons with the Cowboys, he helped the team win two NFC East titles (2014 and 2016) and guided a unit that ranked fifth in kickoff return average (24.2) and ranked in the top five in two separate seasons, finishing third in 2017 and fourth in 2013 after inheriting a unit that ranked 29th in 2012.

Before joining the Cowboys, Bisaccia spent two seasons in San Diego with the Chargers as the special teams coordinator in 2011 before adding assistant head coach duties in 2012. Bisaccia guided his unit to an immediate improvement in punting during his first season, as the Chargers went from last in the league in net average (28.7 net yards per punt) in 2010 to 10th in 2011 with a net average of 39.7. During Bisaccia's two years in San Diego, the Chargers ranked sixth in punting average (46.9) over that span.

Bisaccia entered the NFL coaching ranks as a special teams coordinator with the Tampa Bay Buccaneers in 2002. From 2002-10, Bisaccia served in various roles on the Buccaneers coaching staff. Bisaccia was the special teams coordinator from 2002-07 and he added the responsibility of associate head coach and running backs in 2008 before spending 2009-10 as the associate head coach/special teams coordinator.

During his time with the Buccaneers, Bisaccia oversaw one of the best special teams units in the NFL. He helped Tampa Bay win Super Bowl XXXVII in his first season as an NFL coach and guided three players to Pro Bowl honors (P Josh Bidwell, LS Dave Moore and KR Clifton Smith) in addition to 13 NFC Player of the Week awards and four NFC Player of the Month awards.

Prior to joining the Buccaneers, Bisaccia spent 19 seasons coaching at the collegiate level. From 1999-2001, he coached at Mississippi, serving as the running backs coach and special teams coordinator, adding the role of assistant head coach for his last two seasons.

Bisaccia spent five seasons (1994-1998) as the running backs coach, special teams coordinator and recruiting coordinator at Clemson. Over the three-year period from 1995-1997, Clemson had 15 blocked kicks, the most-ever for a three-year span in school history.

Bisaccia spent six seasons at South Carolina from 1988-93, beginning as a graduate assistant for tight ends and wide receivers in 1988. After one season in the graduate assistant role, he was a volunteer assistant for the school for three seasons, first working with defensive ends and special teams (1989-90) followed by tight ends and special teams (1991), while finishing his final two seasons (1992-93) with the school in the role of running backs/special teams coordinator.

Bisaccia began his coaching career in 1983 at Wayne State College (Nebraska), coaching defensive backs and special teams. He switched to the offensive side of the ball in 1984, tutoring quarterbacks and wide receivers for the next four seasons (1984-87).

A native of Yonkers, N.Y., Bisaccia attended Yankton College in South Dakota from 1979-1982 and was a four-year starter at defensive back. He and his wife, Jeanne, have three daughters, Michele, Elizabeth and Maddie, a son, Richie, and five grandchildren, Joel, AnnaJean, Cash, Everett and Ace.

### COACHING BACKGROUND

Years	College/Pro Team	Position
1983	Wayne State (Neb.)	Defensive Backs/Special Teams
1984-87	Wayne State (Neb.)	Quarterbacks/Wide Receivers
1988	South Carolina	Graduate Asst.-TEs/WRs
1989-90	South Carolina	Volunteer Asst.-DEs/Special Teams
1991	South Carolina	Volunteer Asst.-TEs/Special Teams
1992-93	South Carolina	Running Backs/Special Teams Coord.
1994-98	Clemson	Running Backs/ Special Teams Coord.
1999	Mississippi	Running Backs/Special Teams Coord.
2000-01	Mississippi	Asst. HC/RBs/Special Teams Coord.
2002-07	Tampa Bay Buccaneers	Special Teams Coord.
2008	Tampa Bay Buccaneers	Assoc. HC/Special Teams/RBs
2009-10	Tampa Bay Buccaneers	Assoc. HC/Special Teams Coord.
2011	San Diego Chargers	Special Teams Coord.
2012	San Diego Chargers	Asst. HC/Special Teams Coord.
2013-14	Dallas Cowboys	Special Teams Coord.
2015-17	Dallas Cowboys	Asst. HC/ Special Teams Coord.
2018-19	Oakland Raiders	Asst. HC/Special Teams Coord.
2020-21	Las Vegas Raiders	Asst. HC/Special Teams Coord.
2021	Las Vegas Raiders	Interim Head Coach

## RON RIVERA

Ron Rivera enters his 25th season coaching in the NFL and his second as Washington's head coach in 2021. He was named the 30th head coach in franchise history on Jan. 1, 2020 and led Washington to their first division title since 2015.

He most recently served as the head coach of the Carolina Panthers for nine seasons, where he led the team to three straight divisional titles and an appearance in Super Bowl 50. Rivera was also recognized twice as the NFL Coach of the Year by the Associated Press in 2013 and in 2015.

In 2018, Rivera coached two players to All-Pro selections. Panthers running back Christian McCaffrey earned AP All-Pro second-team honors as he became the third player in NFL history with over 100 receptions and 1,000 rushing yards in the same season. Linebacker Luke Kuechly earned his sixth-straight Pro Bowl selection and fifth AP All-Pro first-team honor.

In 2015, Rivera was named NFL Coach of the Year for the second time in three seasons as his team earned its third consecutive NFC South title and claimed the top seed in the NFC for the first time in Panthers franchise history. The Panthers became just the seventh team in the Super Bowl era to post a 15-1 or better record in the regular season.

Rivera's Panthers went 12-4 and won the NFC South in 2013, Carolina's first division title since 2008. The Panthers then recovered from a 3-8-1 start in 2014 to win four in a row and capture a second consecutive NFC South crown.

Rivera has shined as a coach and player during his 30-plus years in the NFL, serving as defensive coordinator for the San Diego Chargers' top-ranked defense in 2010 and playing linebacker for the Chicago Bears' top-ranked defense and Super Bowl XX championship team in 1985. In 23 seasons as a coach and nine as a player, he has been with teams that have reached the playoffs 19 times, including nine conference championships and three Super Bowls.

Rivera worked with the Chargers from 2007-10. He coached inside linebackers before taking over as the team's defensive coordinator midway through the 2008 season.

From 2004-06, Rivera oversaw the Chicago Bears defense, guiding the unit to two top-five finishes in the league. In his first season as a defensive coordinator in 2004, Rivera presided over a defense that produced nine more takeaways and 17 more sacks than the previous year and scored a franchise-record and NFC-high six defensive touchdowns. The following year, Chicago continued to build on the foundation Rivera laid in 2004. The Bears won their first of two consecutive NFC North titles and stood second in the NFL in total defense. During Rivera's last season with the Bears in 2006, the defense paced the NFL with 44 takeaways and finished fifth in the league in total defense and third in scoring defense, helping propel Chicago to the NFC Championship and an appearance in Super Bowl XLI.

Prior to becoming a defensive coordinator, Rivera spent five seasons from 1999-2003 as the linebackers coach for the Philadelphia Eagles, who advanced to the NFC Championship game in each of his final three seasons. Twice during Rivera's tenure with the Eagles, the team finished second in the NFL in scoring defense. Rivera gained his first coaching experience with the Bears as a defensive quality control coach from 1997-98.

Selected in the second round of the 1984 NFL Draft by Chicago, Rivera played all nine of his pro seasons with the Bears. Primarily an outside linebacker, he appeared in 149 games with 62 starts (including 12 postseason contests with six starts) and posted 392 tackles, 7.5 sacks, five forced fumbles, four fumble recoveries, nine interceptions and 15 passes defended. Rivera was a member of six NFC Central division title teams and a Super Bowl XX championship team in 1985.

An All-American at the University of California, Rivera finished his career as the school's all-time leader in sacks with 22 and tackles with 336. As a senior in 1983, he set the Bears' single-season record for sacks with 13 and tackles for loss with 26.5.

Born Jan. 7, 1962, in Fort Ord, Calif., Rivera lived in Germany, Panama, Washington and Maryland before his family settled in Marina, Calif. He attended Seaside High School in Seaside, Calif., and was a three-sport star in football, basketball and baseball. Rivera and his wife, Stephanie, have two children, Christopher and Courtney. Stephanie is a former assistant coach for the WNBA's Washington Mystics.

### COACHING BACKGROUND

Years	College/Pro Team	Position
1997-98	Chicago Bears	Defensive Quality Control
1999-2003	Philadelphia Eagles	Linebackers
2004-06	Chicago Bears	Defensive Coordinator
2007-08	San Diego Chargers	Inside Linebackers
2008-10	San Diego Chargers	Defensive Coordinator
2011-19	Carolina Panthers	Head Coach
2020-21	Washington Football Team	Head Coach



## WHAT TO WATCH FOR IN 2021

### In Sunday's contest...

**QB Derek Carr** recording his seventh 300-yard passing game this season, surpassing his career high mark of six set previously in 2015 and 2020.

**Carr** completing 22 passes to join Peyton Manning as the only players in NFL history with eight seasons of 300 completions in their first eight years in the NFL.

**Carr** recording at least two TD passes for the eighth game this season.

**Carr** passing for at least 300 yards and two TDs for the sixth game this season.

**Carr** passing for three TDs to become one of just six players in NFL history to record 3,000 passing yards and 20 touchdown passes in seven of his first eight seasons, joining Peyton Manning, Russell Wilson, Eli Manning, Andy Dalton and Dan Marino.

**RB Kenyan Drake** recording at least 100 scrimmage yards for the second time this season.

**Drake** recording at least five receptions and 45 receiving yards for the fourth time this season.

**WR DeSean Jackson** recording his second consecutive game with 100 receiving yards for the first time since Weeks 1-2 of 2018.

**RB Josh Jacobs** recording his second consecutive game with 100 scrimmage yards.

**Jacobs** recording his first 100-yard rushing game of the season and eighth of his career.

**Jacobs** recording his fifth game this season with at least 65 scrimmage yards and one rush TD.

**Jacobs** recording two rush TDs to tie Marcus Allen (nine) for most such multi-TD rushing performances through a player's first three seasons in franchise history.

**DE Yannick Ngakoue** recording his 14th multi-sack game of his career and fourth multi-sack game this season.

**LB Denzel Perryman** recording his 10th game with at least 10 tackles this season, most in the league.

**WR Hunter Renfrow** recording at least five receptions and 45 receiving yards for the 10th time this season.

**Renfrow** recording one TD reception to set a new single-season career high (5).

**Renfrow** recording his second consecutive 100-yard receiving game of the season and fourth of his career, becoming the first Raider since Darren Waller to record consecutive 100-yard games since Weeks 15-17 in 2020.

### In 2021...

**QB Derek Carr** completing 170 passes (totaling 2,916 completions in his career) to surpass Matt Ryan for most completions in NFL history through a player's first eight seasons.

**Carr** recording 13 touchdown passes, joining Peyton Manning, Dan Marino, Russell Wilson, Brett Favre and Matt Ryan as the only quarterbacks in NFL history with at least 200 touchdown passes in their first eight years in the NFL.

**K Daniel Carlson** recording three field goals of 50-plus yards to tie Sebastian Janikowski for most such field goals (seven) in Raiders single-season history.

**DE Maxx Crosby** recording eight sacks to become only the third player in franchise history with at least 30 sacks through their first three years with the club.

**RB Kenyan Drake** recording 463 scrimmage yards to register his fourth-consecutive season with at least 1,000 scrimmage yards.

**Drake** rushing for three TDs to become only 1 of 6 players in the NFL with five-plus rush TDs in each of past three seasons (2019-21).

**WR DeSean Jackson** recording two touchdowns of 50-plus yards to tie Jerry Rice for most all-time (36) in NFL history.

**Jacobs** rushing for 245 yards to become the franchise's leader in rushing yards (2,880) through a player's first three seasons, surpassing Hall of Famer Marcus Allen's 2,879 yards.

**Jacobs** recording 10 rushing touchdowns to tie Pete Banaszak (16 in 1975) for the most rushing TDs in a single season in franchise history.

**Jacobs** recording eight rushing touchdowns to tie Marcus Allen for most rushing touchdowns (33) in club history through a player's first three seasons.

**Jacobs** registering two 100-yard rushing games to tie Napoleon Kaufman (nine) for most such performances in club history through a player's first three seasons.

**WR Hunter Renfrow** recording 342 receiving yards to become the first Raiders wide receiver to record at least 1,000 receiving yards since 2016.

**TE Darren Waller** recording 132 receiving yards to tie Dave Casper (3,294) for the second-most career receiving yards by a tight end in franchise history.

**Waller** recording three 100-yard receiving games to mark his third consecutive season (2019-21) with five 100-yard receiving performances.

**Waller** recording 37 receptions to become the first tight end in Raiders' history to record three seasons of 90-plus receptions and join Travis Kelce as the only tight ends with at least 90 catches in three consecutive seasons.

**Waller** recording 47 receptions to become the first tight end to register 100 receptions in consecutive seasons and tying Travis Kelce for most such seasons by a tight end with 100-plus receptions in NFL history (Kelce: 2018 and 2020).

**Waller** recording 357 receiving yards to join Todd Christensen as the only tight ends in franchise history with three 1,000-yard receiving seasons.

**Waller** recording 457 yards to join Travis Kelce as the only tight endswith at least 1,100 in three consecutive seasons.

**Waller** recording 37 receptions and 357 receiving yards to join Travis Kelce as the only tight ends in NFL history to record three consecutive seasons of at least 90 receptions and 1,000 receiving yards. (Kelce: 2018-20)

**LB K.J Wright** recording 37 tackles to reach 1,000 tackles for his career, becoming only the third active player in the NFL to surpass the 1,000-tackle mark.

## COMMITMENT TO EXCELLENCE

The Raiders — who began play in the American Football League in 1960 — finished their 62nd year of professional football competition, including the last 50 as a member of the National Football League.

In six memorable decades — the 1960s, '70s, '80s, '90s, 2000s and 2010s — the Raiders have been dominant in professional football since Al Davis first pledged in 1963 to build the finest organization in pro sports.

During these decades of dominance, the Raiders have won an AFL championship, four American Football Conference championships, and three world championships of professional football, participated in five Super Bowls, played in 14 championship games, won or tied for 17 division championships, had 22 playoff seasons, finished 36 seasons at .500 or better and played in 44 postseason games.

Pro football's dynamic organization placed first in the AFC West in 2000, 2001 and 2002 despite playing among the toughest schedules in the NFL in each of those seasons. With their appearance in Super Bowl XXXVII, the Raiders became the first NFL team to have had a season end in the Super Bowl in four different decades.

The Raiders are the only team to have been in Super Bowls in the '60s, the '70s, the '80s and the 2000s.

The Silver and Black are the only AFC team — and one of just two NFL teams (Minnesota) — to have a season that advanced to the conference championship game in the '60s, the '70s, the '80s, the '90s and the 2000s.

The Raiders are one of only three original AFL teams to have captured three world championships of professional football with Super Bowl victories. The Raiders are one of only five AFC teams to have won more than one Super Bowl since 1980.

In their five Super Bowl appearances, the Raiders have been led by four head coaches and started four quarterbacks.

With four postseason victories, the Raiders were the first of the AFC West teams to win multiple postseason contests in the new millennium by six years.

Since 1963, when Al Davis first took over the failing Oakland franchise that had struggled to win only nine of 42 league games in the initial three seasons of the new AFL and pledged to build the finest organization in sports, the Raiders have dominated professional football in terms of consistent victory. During the memorable 61 years in Oakland, Los Angeles and now Las Vegas, the Raiders won 481 league games, tied 11 and lost 440.

"Commitment to Excellence" has never been an idle phrase to those who have proudly represented the Raiders organization during the '60s, '70s, '80s, '90s and the new millennium as shown by their domination of pro football.

More than 24 of the great players who proudly wore the Silver and Black, as well as Owner-Leader Al Davis, legendary Head Coach John Madden and trailblazer Head Coach Tom Flores have been enshrined in the Pro Football Hall of Fame. The Raiders have also produced six Coaches of the Year.

In addition, 74 Pro Bowl players have earned 206 Pro Bowl selections representing the Silver and Black. In 1970, as the Raiders began their second decade of play, the merger between the AFL and NFL became a reality on the field. In the 1970 through 2012 period of interconference play, the Raiders compiled a remarkable 92-77-1 record against present National Football Conference rivals.

Another innovation came to professional football in 1970 — "Monday Night Football." The Raiders' domination of this prime-time television series has seen the Silver and Black build a 41-29-1 record in Monday night play. In the 50 years of this series, the Raiders are 18-9-0 in "Monday Night Football" games at home.

Through the decades — the '60s, '70s, '80s, '90s, 2000s and now the 2010s — the Raiders have had the greatest players, the greatest coaches, the greatest plays and participated in the greatest games in the annals of professional sports.

Challengers to Raider domination of professional football will arise as they have in the '60s, '70s, '80s, '90s and the new millennium. The Raider organization will continue to meet these challenges.



**SUPER BOWL XI**

**SUPER BOWL XV**

**SUPER BOWL XVIII**

## GENERAL MANAGER MIKE MAYOCK



Mike Mayock was named General Manager of the Raiders on Dec. 31, 2018, becoming just the third general manager in Raiders franchise history. Mayock previously served as an Emmy-nominated analyst and draft expert for the NFL Network and handled color commentary duties in the broadcast booth for both college and NFL games before joining the Silver and Black.

Mayock applied his expertise in player evaluation once again in the 2021 early free agency period, addressing needs on defense by signing defensive end Yannick Ngakoue and defensive tackle Solomon Thomas, while adding dynamic playmakers in wide receiver John Brown and running back Kenyan Drake on offense. Mayock and the Raiders were also able to retain important contributors on the Raiders roster, extending the contracts of tackle Kolton Miller and center Andre James, while re-signing defensive tackle Jonathan Hankins and linebacker Nicholas Morrow.

The 2021 NFL Draft saw the Raiders take a methodical approach that added talent and overall depth to the roster. Headlining the draft haul was Alabama All-American Alex Leatherwood in the first round, a key addition to the offensive line who is expected to start immediately at right tackle for the Silver and Black. The Raiders were then able to execute the first of two draft-day trades, moving up five spots to secure TCU safety Tre'von Moehrig with the 43rd-overall pick, adding a dynamic playmaker to the secondary. Las Vegas continued to stock the defense with back-to-back picks in the third round, selecting pass rusher Malcolm Koonce from Buffalo and linebacker Divine Deablo from Virginia Tech with the No. 79 and No. 80 picks, respectively. Continuing to add athleticism and versatility to the defense, Mayock traded up into the fourth round on the draft's third day to select Missouri safety Tyree Gillespie before nabbing Illinois cornerback Nate Hobbs in the fifth round. Pittsburgh offensive lineman Jimmy Morrissey rounded out the team's selections in the seventh round, concluding a draft in which the Raiders did not pick an offensive skill position player for the first time in franchise history.

Mayock provided his own stamp on the Raiders' roster through free agency in both 2019 and 2020, adding significant talent to increase depth and competition throughout the roster. In 2020, the Raiders signed 12 new unrestricted free agents to address needs on both sides of the ball. The linebacker corps was bolstered with the signings of Nick Kwiatkoski and Cory Littleton, while the additions of future Hall of Fame tight end Jason Witten and quarterback Marcus Mariota provided depth and leadership.

Mayock's second NFL Draft with the Silver and Black in 2020 saw the Raiders add speed, toughness and a desire for competition, identified as key "Raider traits," with seven picks through just four rounds. Without a second-round pick, Mayock used a third-round selection to nab South Carolina wide receiver Bryan Edwards. On the draft's third day, Mayock used a second draft-day trade to move up and select Clemson guard John Simpson, the fifth player plucked from "Death Valley" by the Raiders in two years, before rounding out the class by drafting Louisiana Tech cornerback Amik Robertson later in the fourth round.

In his first NFL Draft at the helm, Mayock used four picks among the top-40 players selected to assemble a group of "foundational" standouts. The Raiders selected defensive lineman Clelin Ferrell from Clemson with the fourth-overall pick before adding Alabama running back Josh Jacobs and Mississippi State safety Johnathan Abram with late first-round selections. Mayock executed two trades on the draft's second day to move back to the 40th-overall spot, selecting Clemson defensive back Trayvon Mullen and netting additional fourth and fifth-round picks. The Raiders were involved in five draft-day trades in total, trading up in the fifth round to pick Clemson wide receiver Hunter Renfrow, helping complete a draft haul that earned plaudits from around the NFL.

In addition, five rookie free agents who signed with the Silver and Black immediately after the draft spent significant time on the active roster during the 2019 season, including fullback Alec Ingold, who was selected as Pro Bowl alternate, and punter A.J. Cole, who placed 33 punts inside the 20-yard line, tied for the third-most in Raiders history.

The Raiders' 2019 rookie class registered as one of the most immediately impactful in team history, producing the PFWA Offensive Rookie of the Year Award winner in Jacobs, while rookie defensive end Maxx Crosby, a fourth-round selection, finished the year as an AP Defensive Rookie of the Year finalist. As a whole, the 2019 draft class led the NFL in sacks (14.5), touchdowns from scrimmage (17), rushing yards (1,167), rushing touchdowns (seven), rushing first downs (60) and yards after catch (676), while finishing second in receptions (107), receiving yards (1,112) and first-down receptions (62).

Prior to assembling talent for the Raiders, Mayock's NFL Draft analysis had been one of the most respected voices among media, NFL front office personnel and team scouting departments. His expertise featured within the NFL Network's extensive coverage of the NFL Draft, including the show "Path To The Draft," as well as the network's exclusive coverage of the NFL Scouting Combine and the Reese's Senior Bowl.

Outside of the studio, Mayock served as the television analyst for the Philadelphia Eagles' preseason games since 2015. He also served as a game analyst for NFL Network's broadcasts of the Senior Bowl and East-West all-star game, as well as preseason analyst for the Minnesota Vikings for several seasons.

In 2010, Mayock became the color commentator for NBC's coverage of Notre Dame football, teaming with play-by-play announcer Tom Hammond. In January 2011, he teamed with Hammond to call NBC's broadcast of the NFC Wild Card playoff game between the New Orleans Saints and the Seattle Seahawks. The following year, he called an AFC Wild Card contest featuring the Cincinnati Bengals and the Houston Texans.

Mayock teamed with Brad Nessler to call the NFL Network's Thursday Night Football package from 2011-2013.

Prior to joining NFL Network, Mayock served as a college football analyst for ABC Sports (2001-03), Fox Sports Net (2000), and CBS Sports (1996-99). He also covered the NCAA Men's Basketball Tournament as a reporter for CBS (1997-99). From 1993-95, Mayock worked on ESPN's coverage of the Canadian Football League.

A 10th-round pick in the 1981 NFL Draft by the Pittsburgh Steelers, Mayock then played for the New York Giants from 1982-83. He is a member of the Boston College Hall of Fame, where he captained both the football and baseball teams. Mayock graduated from Boston College in 1980.

Mayock and his wife Amanda have four children (Leigh, Michael, Mackenzie and Jack).





## RECAPPING MAYOCK'S FIRST THREE DRAFTS

### 2021 DRAFT CLASS

Round	Round Pick	Overall Pick	Position	Player	School
1	17	17	T	Alex Leatherwood	Alabama
2	11	43#	S	Tre'veon Moehrig	TCU
3	16	79^	DE	Malcolm Koonce	Buffalo
3	17	80	LB	Divine Deablo	Virginia Tech
4	38	143\$	S	Tyree Gillespie	Missouri
5	23	167*	CB	Nate Hobbs	Illinois
7	2	230#	C	Jimmy Morrissey	Pittsburgh

\$ Acquired the 143rd overall selection (**S Tyree Gillespie**) in the 2021 NFL Draft from New York Jets in exchange for 162nd overall selection (**traded to Kansas City - TE Noah Gray**) and 200th overall selection (**DB Brandin Echols**) in the 2021 NFL Draft on May 1, 2021.

# Acquired the 43rd overall selection (**S Tre'veon Moehrig**) and the 230th overall selection (**C Jimmy Morrissey**) in the 2021 NFL draft from San Francisco in exchange for the 48th overall selection (**OL Aaron Banks**) and 121st overall selection (**traded to Jaguars - LB Jordan Smith**) in the 2021 NFL Draft on April 30, 2021.

\* Acquired the 167th overall selection (**CB Nate Hobbs**) in the 2021 NFL Draft from Seattle in exchange for **G Gabe Jackson** on March 20, 2021.

^ Acquired 79th overall selection (**DE Malcolm Koonce**) in the 2021 NFL Draft from Arizona in exchange for **C Rodney Hudson** and the 244th overall selection (**traded to Miami - RB Gerrid Doaks**) in the 2021 NFL Draft on March 19, 2021.

### 2020 DRAFT CLASS

Round	Round Pick	Overall Pick	Position	Player	School
1	12	12	WR	Henry Ruggs III	Alabama
1	19	19^	CB	Damon Arnette	Ohio State
3	16	80	RB	Lynn Bowden Jr.	Kentucky
3	17	81^	WR	Bryan Edwards	South Carolina
3	36	100+	LB	Tanner Muse	Clemson
4	3	109*	G	John Simpson	Clemson
4	33	139+	CB	Amik Robertson	Louisiana Tech

^ Acquired 19th overall selection (**CB Damon Arnette**) and 81st (**WR Bryan Edwards**) overall selection in the 2020 NFL Draft, in addition to the 24th overall selection (eventually became **RB Josh Jacobs**) and 196th overall selection in the 2019 NFL Draft (later traded to New York Jets, eventually became **CB Blessuan Austin**) from Chicago in exchange for DE Khalil Mack and 2020 43rd (eventually became **TE Cole Kmet**) and 226th (**G Arlington Hambricht**) overall selections on Sept. 1, 2018.

+ Acquired 100th (**LB Tanner Muse**), 139th (**CB Amik Robertson**) and 172nd overall selections in the 2020 NFL Draft from the New England Patriots in exchange for the 91st (originally acquired from Seattle through Houston in exchange for **CB Gareon Conley** on Oct. 20, 2019 and eventually became **TE Devin Asiasi**) and 159th (eventually became **K Justin Rohrwasser**) overall selections.

\* Acquired 109th overall selection (**G John Simpson**) in the 2020 NFL Draft from the Detroit Lions in exchange for the 121st (eventually became **G Logan Stenberg**) and 172nd (eventually became **RB Jason Huntley**) overall selections.

### 2019 DRAFT CLASS

Round	Round Pick	Overall Pick	Position	Player	School
1	4	4	DE	Clelin Ferrell	Clemson
1	24	24^	RB	Josh Jacobs	Alabama
1	27	27%	S	Johnathan Abram	Mississippi State
2	8	40\$	CB	Trayvon Mullen	Clemson
4	4	106	DE	Maxx Crosby	Eastern Michigan
4	27	129%	CB	Isaiah Johnson	Houston
4	35	137&	TE	Foster Moreau	LSU
5	11	149#	WR	Hunter Renfrow	Clemson
7	16	230&	DE	Quinton Bell	Prairie View A&M

^ Acquired 24th overall selection (**RB Josh Jacobs**) and 196th overall selection (later traded to New York Jets), in addition to 2020 first- and third-round selections from Chicago in exchange for **DE Khalil Mack** and 2020 second- and conditional fifth-round selection on Sept. 1, 2018.

% Acquired 27th overall selection (**S Johnathan Abram**) from Dallas in exchange for **WR Amari Cooper** on Oct. 22, 2018.

\$ Acquired 40th overall selection (**CB Trayvon Mullen**) and 158th overall selection from Buffalo in exchange for 38th overall selection (eventually became **T Cody Ford**), acquired from Jacksonville along with 109th overall selection in exchange for 35th overall selection (eventually became **T Jawaan Taylor**), 140th overall selection (eventually became **RB Ryquell Armstead**) and 235th overall selection (eventually became **DT Dontavious Russell**).

% Acquired 129th overall selection (**CB Isaiah Johnson**) and 135th overall selection from Indianapolis in exchange for 109th overall selection (eventually became **S Khari Willis**).

& Acquired 137th overall selection (**TE Foster Moreau**) and 230th overall selection (**DE Quinton Bell**) from Atlanta in exchange for 135th overall selection (eventually became **DE John Charleston**).

# Acquired 149th overall selection (**WR Hunter Renfrow**) from Cincinnati in exchange for 158th overall selection (eventually became **CB Michael Jackson**) and 218th overall selection (eventually became **RB Mike Weber**).



## 2021 KEY ACQUISITIONS

### RB KENYAN DRAKE



**NFL Exp.: 6**  
**Previous Team: Arizona Cardinals**

#### **CAREER:**

Career totals include 88 appearances with 39 starts, compiling 757 rushing attempts for 3,384 yards (4.5 avg.) and 29 TDs, while also tallying 198 receptions for 1,527 yards and an additional seven scores...Has returned 40 kickoffs for 945 yards (23.6 avg.), including one returned 96 yards for a TD.

#### **AT A GLANCE:**

- On Oct. 17, 2021 became the first Raiders player with a TD catch and a TD run in the same game since RB Darren McFadden did it in Buffalo on Sept. 18, 2011.
- In 2020, registered his third-career season with 1,000-plus scrimmage yards including a team-high 955 rushing yards for the NFL's sixth-ranked offense and seventh-ranked rushing attack in 2020.
- Tallied a career-high 10 rushing TDs and joined QB Kyler Murray (11) to form the first QB/RB duo with 10-plus rushing TDs each in a season, marking just the second time in NFL history the feat has been accomplished.
- In 2019, led the Cardinals in rushing yards (643) and rushing TDs (eight) in eight games after being acquired in a Week 9 trade.
- Scored four rushing TDs against Cleveland on Dec. 15, 2019, becoming the fifth Cardinal to score four-or-more rushing TDs in a game in team history en route to earning FedEx Ground Player of the Week honors.
- Recorded a career-high 53 receptions for 477 yards and five TDs in 2018.
- Scored on a 52-yard double-lateral as time expired in the fourth quarter to give the Dolphins a 34-33 win over the Patriots in what was dubbed "The Miami Miracle" on Dec. 9, 2018.

### DT QUINTON JEFFERSON



**NFL Exp.: 6**  
**Previous Team: Buffalo Bills**

#### **CAREER:**

Has appeared in 66 contests and made 36 starts, compiling 115 tackles (59 solo), 13.5 sacks, three forced fumbles, three fumble recoveries and six passes defended...In postseason action, has appeared in six contests between the Seahawks and Bills, totaling nine stops (four) and two sacks.

#### **AT A GLANCE:**

- Has registered career highs in tackles (33) and forced fumbles (two), while adding three sacks in 2021.
- Played in 16 contests for the second time in his career while making three starts for the Bills in 2020, totaling totaled 23 tackles (14), three sacks, one pass defended, one forced fumble and one fumble recovery.
- Appeared in 39 games over his four seasons with the Seahawks, making 24 starts and totaling 59 tackles, 7.5 sacks, five passes defended and two fumble recoveries from 2016-19.
- In 2019, posted career highs sacks (3.5) and passes defended (three), while also recording 26 tackles and one fumble recovery.

### CB CASEY HAYWARD JR.



**NFL Exp.: 10**  
**Previous Team: Los Angeles Chargers**

#### **CAREER:**

Career totals include 140 appearances with 106 starts over his first 10 seasons in the NFL, recording 402 tackles (339 solo), 23 INTs, including two returned for TDs, 104 passes defended, two forced fumbles and four fumble recoveries...In eight postseason contests with four starts, has tallied 26 stops (22) and four passes defended.

#### **AT A GLANCE:**

- Since 2012, ranks sixth in the NFL in passes defended (104) and is tied for 12th in INTs (23).
- Played in 107 consecutive games to mark an NFL record among cornerbacks, while also starting in 70 consecutive contests prior to being inactive in Week 12 of the 2020 season.
- Selected to the Pro Bowl twice (2016-17) and is a two-time second-team All-Pro selection by The Associated Press (2016-17).
- Led the NFL with a career-high seven INTs in 2016, including one returned for a TD, while adding 20 passes defended en route to his first Pro Bowl, a second-team All-Pro honor and garnering AFC Defensive Player of the Month for November.
- As a rookie in 2012, he was named to the All-Rookie Team by the Professional Football Writers of America and garnered Defensive Rookie of the Month honors for October.

### WR DeSean Jackson



**NFL Exp.: 14**  
**Previous Team: Los Angeles Rams**

#### **CAREER:**

Has appeared in 170 games with 154 starts over his 14-year career, recording 624 receptions for 11,017 yards with 58 TDs, while adding 72 carries for 463 rushing yards and four TDs...Has also returned 140 punts for 1,315 yards and four TDs...Originally drafted by the Philadelphia Eagles in the second round (49th overall) of the 2008 NFL Draft...The 5-foot-10, 175-pound wide receiver has made stops with the Los Angeles Rams (2021), Philadelphia (2008-13, 19-20), Tampa Bay (2017-18) and Washington (2014-16).

#### **AT A GLANCE:**

- A three-time Pro Bowler (2010, 2011, 2014) and 2009 All-Pro.
- Has led the NFL in yards per reception four times in his career - 2018 (18.9), 2016 (17.9), 2014 (20.9) and 2010 (22.5).
- Is 1 of 3 players in Eagles history to register at least three seasons with 1,000-plus receiving yards, while also ranking tied for first with the most punt return TDs (4) in Eagles' franchise history.
- Ranks third in career receiving yards (11,017) among active players.
- Has recorded 46 career receptions of 50-plus yards, the most in the NFL since at least 1991. Randy Moss is second with 43 career 50-plus yard receptions.
- Has registered 34 career touchdowns of 50-plus yards, second-most in NFL history, behind Jerry Rice for most all-time (36).

## 2021 KEY ACQUISITIONS

### DE YANNICK NGAKOUÉ



**NFL Exp.: 6**  
**Previous Team: Baltimore Ravens**

#### **CAREER:**

Career totals include 89 appearances with 81 starts, compiling 167 tackles (142 solo), 53.5 sacks, two INTs including one returned for a TD, 13 passes defended, 20 forced fumbles and three fumble recoveries...Post-season totals include five games played with four starts, totaling four tackles, one sack, one pass defended and one forced fumble including one returned for a TD.

#### **AT A GLANCE:**

- Is one of four players since 1982 (when sacks became an official stat) to begin his career with five consecutive season eight-plus sack seasons.
- His 20 career forced fumbles since entering league in 2016 are tied with TJ Watt and Khalil Mack for most in NFL during that span.
- In 2020, appeared in 15 contests (six with Min. and nine with Bal.) and made eight starts, totaling 23 tackles, eight sacks, one pass defended and four forced fumbles.
- Started in all 15 games in which he appeared in 2019, amassing a career-high 41 tackles (36) and adding eight sacks, six passes defended, four forced fumbles and one fumble recovery.
- Started in all 16 contests in 2018 and posted the second-most sacks in his career, tallying 9.5 and a team-high 33 quarterback hits.
- Set career highs in 2017 when compiling 12 sacks, a league-high six forced fumbles and two fumbles recoveries en route to his first career Pro Bowl nod.
- His 37.5 career sacks with the Jacksonville Jaguars ranks second in franchise history (2016-19).
- Ranks tied for first in Jaguars history with eight multi-sack contests.
- His eight sacks in 2016 rank as the second-most by a Jaguars' player during their rookie season in franchise history.

### LB K.J. WRIGHT



**NFL Exp.: 11**  
**Previous Team: Seattle Seahawks**

#### **CAREER:**

Career totals include 155 contests with 144 starts, totaling 963 tackles (601 solo), 68 tackles for loss, 13.5 sacks, six INTs, 54 passes defended, 11 forced fumbles and nine fumble recoveries...In postseason action, Wright has played in 15 games with 14 starts and tallied 109 tackles (65), two sacks, six tackles for loss, one INT and four passes defended.

#### **AT A GLANCE:**

- Since entering the league in 2011, has registered five 100-plus tackle seasons, including a career-best 132 tackles in 2019.
- His 963 tackles rank fifth-most among all active players in the NFL.
- His 54 passes defended since 2011 rank tied for fifth-most among all NFL linebackers during that span.
- His 934 career tackles from 2011-20 ranked third-most in Seahawks' history, while his five seasons of 100-or-more tackles rank as the second-most such seasons in club history.
- Named a Pro Bowler in 2016 after starting all 16 games and recording 126 tackles (72), four sacks and five passes defended.
- In 2013, he helped lead the Seahawks to a victory in Super Bowl XLVIII by recording seven tackles (five) in the championship game.

### LB DENZEL PERRYMAN



**NFL Exp.: 7**  
**Previous Team: Los Angeles Chargers**

#### **CAREER:**

Has appeared in 80 games with 62 starts, totaling 463 tackles (320 solo), five sacks, three INTs, nine passes defended, three forced fumbles and three fumble recoveries.

#### **AT A GLANCE:**

- Leads the AFC with a career-high 121 tackles and has nine games with at least 10 tackles this season, most in the league
- In 2016, recorded a team-high 71 tackles for the Chargers while adding two sacks, one INT and two passes defended.

### DT SOLOMON THOMAS



**NFL Exp.: 5**  
**Previous Team: San Francisco 49ers**

#### **CAREER:**

Has appeared in 59 contests with 30 starts, totaling 119 tackles (84 solo), 19 tackles for loss, 9.5 sacks, two passes defended, two forced fumbles and one fumble recovery...In three career postseason appearances, has recorded four tackles and one sack.

#### **AT A GLANCE:**

- Has registered career highs in sacks (3.5), forced fumbles (two) and passes defended (two), while adding 24 tackles this season.
- In 2019, played in all 16 games for the second time in his career, totaling 21 stops (15) and two sacks during the regular season, while adding four tackles and one sack in three postseason contests en route to helping the 49ers reach Super Bowl LIV.
- Appeared in 14 games and made 12 starts as a rookie in 2017, while registering career highs in tackles (41) and sacks (three).

## RAIDERS IN THE COMMUNITY / INTERESTING FACTS

### 5 JOHNATHAN ABRAM

- Teamed up with Health Plan of Nevada to host a night of fun for kids of Big Brothers Big Sisters of Southern NV to pass out free 170 pairs of athletic shoes to promote active and healthy lifestyles.

### RB KENYAN DRAKE

- Visited Mexico in 2018 and Brazil in 2019 as a Smile Train ambassador to help create new smiles for children with untreated clefts in the developing world. He also hosted the second annual Smile Train Family Fun Day to raise awareness and funds for the program.
- Started his own clothing line with all proceeds going to Smile Train.
- While growing up in the Atlanta area, Drake often participated in after school programs hosted by Boys and Girls Clubs, and now, he regularly visits local Boys and Girls Clubs to mentor children. During the 2017 season, Drake was named the Week 16 NFLPA Community MVP for providing a night of holiday food and fun for 125 kids at a Boys and Girls Club in Broward County, Fla.

### DE CLELIN FERRELL

- Partnered with Levar Stoney, Mayor of City of Richmond, Va., to donate \$100,000 to the Family Crisis Fund and the Eviction Diversion Program in 2020.

### CB CASEY HAYWARD JR.

- His nonprofit, Hayward's hands, partnered with United Way of Southern Nevada to provide Thanksgiving meals to over 60 families at Matt Kelley Elementary school in West Las Vegas.

### FB ALEC INGOLD

- Nominated by the Raiders for the Walter Payton NFL Man of the Year Award in 2020.
- Partnered with Junior Achievement Southern Nevada to bring 8th-12th grade students a Virtual Money Mini Camp in an attempt at reducing the wage gap by enhancing financial literacy and professional development in underprivileged high schools.
- Partnered with @AdoptUSKids to help raise awareness about the need for more foster and adoptive families for children and youth.
- Is involved with several campaigns including Adoption Month and a Las Vegas television station series which features local children seeking fostering or adoption. Also working with the Clark County Department of Family Services on social media postings to raise awareness for their foster and adoption programs.
- Started a motivational series titled "Mindset Monday" on Instagram.
- Joined Special Olympics athletes from Nevada and California as they participated in "Virtual Fall Sports & Fitness".
- Served and shared nutritious meals with first and second grade students at Jack Dailey Elementary, a Title I school in Las Vegas, highlighting the importance of fueling up for a successful school day.

### RB JOSH JACOBS

- Hosted his first annual 'Josh Jacobs Youth Football Camp' in July 2021 with 350 local kids in attendance in Las Vegas.
- Teamed up with FedEx and BlessinBackpack in 2020 to help deliver food to elementary school kids in the Las Vegas area.
- Partnered with Luuf to provide mattresses for youths in homeless shelters, foster care and transitional housing situations. They distributed \$100,000 in youth mattresses in 2020.
- Partnered with Clark County Nevada to provide 42,000 Nevada kindergarten kids with child ID kits in October 2019.

### DT QUINTON JEFFERSON

- Working with Seattle artist Kendall Roque, Jefferson wears a new pair of specially designed cleats to wear pregame during every game of the season. He also has a collection of over 500 sneakers.

### QB MARCUS MARIOTA

- His @MM8Foundation provided 3,000 meals to homeless shelters across Oahu, Hawaii for the holidays and donated 500 pounds of food to the humane society and SPCA to help dogs.
- His Motiv8 foundation helped distribute 1,000 meals a day at Kauluwe-la and Palolo Elementary Schools while schools were shut down due to COVID-19, starting on Monday, March 30 through the end of the school year on May 29.
- In 2016, Mariota launched his Motiv8 Foundation, which serves the communities of Middle Tennessee, Eugene and Honolulu. The Motiv8 Foundation aims to create and support economic and educational programs and athletic activities to provide an alternative outlet for youth of troubled neighborhoods and backgrounds.

### TE DARREN WALLER

- Hosted his second annual 'Beyond the Wall' fundraising gala on Sept. 27, 2021 with proceeds from the event benefiting The Darren Waller Foundation and its mission to support youth in avoiding and overcoming addiction to drugs and alcohol.
- Met with the first three recipients of his Against The Wall grant that pays for 30-day intensive inpatient substance abuse treatment for youth addicts.
- Launched the Darren Waller Foundation in March 2020 with the purpose to equip youth to avoid and overcome addiction to drugs and alcohol and support youth and their families during their recovery and treatment journey.
- Partnered with Emergent BioSolutions in a new opioid awareness campaign to shine a spotlight on the overdose crisis. The campaign, called Reverse the Silence, debuted on July 26 and features an unbranded website, plus nationwide television and radio spots that aim to address the stigma surrounding opioid overdoses, which are often accidental.
- Hosted 100 children grades 3-8 from the Las Vegas area for his youth football camp in July of 2021.
- In 2021, Waller headlined 'A Concert to Shine On' brought to life by Darren's passion for music and equipping youth to avoid and overcome addiction to drugs and alcohol. The event included live auction before the concert started.
- Released his second album Wall Street in September of 2019 and in May 2020, released the music video for his song, "Profits", which is the second song to receive a music video from his album — "SHSW".
- His great-grandfather was famed jazz pianist Fats Waller.

### TEAM EFFORT

- The organization kicked off 2020 pledging \$500,000 that eliminated school lunch and breakfast debt for all qualifying school districts and charter schools enrolled in the National School Lunch and Breakfast Program in Nevada. Throughout the season the team also launched a voter education and registration platform, and encouraged completion of the 2020 Census to shape Nevada's future.
- The Las Vegas Raiders organization, players and coaches contributed over \$1.35 million worth of financial donations, personal protective equipment and meals to help Southern Nevada in the face of the COVID-19 pandemic. A total of 545,500 meals were provided for the community as a direct result of the team's contributions.
- Las Vegas Raiders organization and Raiders players established a charitable platform called The All For You Crew focused on addressing social injustices by supporting first responders, education and youth programming.

<https://www.raiders.com/community/>

## 2021 AFC Player Awards

### AFC DEFENSIVE PLAYER OF THE WEEK – DE MAXX CROSBY (Week 1)

Stat line: Recorded six tackles (four solo), including two for loss, and two sacks.

#### ●Registered two sacks

oHis two sacks were tied for second-most in the NFL in Week 1.

oHis two sacks were tied for first in the AFC in Week 1.

oBecame just the third Raiders player since 2000 to record at least two sacks in a season opener.

#### ●Recorded six total tackles

oHis six total tackles ranked tied for first in the NFL amongst defensive ends in Week 1.

oHis six total tackles ranked first in the AFC amongst defensive ends in Week 1.

#### ●Recorded two tackles for loss

oHis two tackles for loss were tied for fourth-most in the NFL in Week 1.

oHis two tackles for loss were tied for second-most in the AFC in Week 1.

### AFC SPECIAL TEAMS PLAYER OF THE WEEK – K DANIEL CARLSON (Week 2)

Stat line: Was a perfect 4-for-4 on field goals and 2-of-2 on PATs, scoring 14 points. Converted on FG attempts of 33, 41, 45 and 46-yards.

#### ●Made four field goals

oHis four field goals made marked a new single-game career high.

oHis four field goals made were tied for second-most in the NFL in Week 2.

oHis four field goals made were tied for first in the AFC in Week 2.

#### ●Connected on three field goal attempts of 40-or-more yards

oHis three field goals made from 40-49 yards were the most such kicks made in the NFL in Week 2.

#### ●Scored 14 points

oHis 14 points scored marked a new single-game career high

oHis 14 points scored ranked third-most in the NFL in Week 2.

oHis 14 points scored ranked second-most in the AFC in Week 2.

### AFC OFFENSIVE PLAYER OF THE MONTH – QB DEREK CARR (September)

Stat line: Completed 88-of-136 passes for 1,203 yards (64.7 percent) with six touchdowns against two interceptions for a passer rating of 101.4.

#### ●Passed for 1,203 yards

oHis 1,203 passing yards rank first in the NFL during the month of September.

oBecame only the fourth player with at least 1,200 passing yards through his team's first three games of a season in NFL history, joining Ryan Fitzpatrick (2018), Kurt Warner (2,000) and Tom Brady (2011).

●Recorded at least 350 passing yards and two touchdowns in each of his team's first three games of the season.

#### ●Completed 88 passes

oHis 88 passing completions are tied for first in the AFC during the month of September.

#### ●Recorded 8.85 yards per passing attempt

oHis 8.85 avg. yards per attempt ranks second in the AFC during the month of September.

#### ●Passed for six touchdowns

oHis six passing touchdowns rank tied for fourth in the AFC during the month of September.

#### ●Recorded a 101.4 passer rating

o His 101.4 passer rating ranks fifth in the AFC during the month of September.

#### ●Recorded 11 completions on passes 25-plus yards down field

oHis 11 completions on passes of 25-plus yards down field rank first in the AFC during the month of September.

### AFC DEFENSIVE PLAYER OF THE WEEK – DE YANNICK NGAKE (Week 7)

Stat line: Finished with four tackles (two solo), two tackles for loss, two sacks, two quarterback hits and two passes defended.

#### ●Recorded two sacks

oHis two sacks ranked tied for second in the AFC and tied for third in the NFL in Week 7.

#### ●Recorded two passes defended

oHis two passes defended were the most in the NFL amongst defensive ends in Week 7.

oHis two passes defended marked a new career high.

oWas the only player in the NFL with at least two sacks and two passes defended in Week 7.

## Winning Ways

The Raiders are among the elite teams in NFL history, ranking among the top teams from 1963-2021 in winning percentage of teams playing at least 500 games. The Raiders rank eighth with a .537 percentage since Al Davis was named head coach and general manager in 1963.

### NFL WINNING PERCENTAGE 1963-2021 (MIN. 500 GAMES)


Rank	Team	W	L	T	Pct.
1.	Dallas Cowboys	524	374	3	.584
2.	Pittsburgh Steelers	517	374	10	.580
3.	New England Patriots	504	391	7	.563
4.	Green Bay Packers	498	389	15	.561
5.	Minnesota Vikings	495	396	10	.555
6.	Miami Dolphins	472	384	4	.551
7.	Denver Broncos	480	412	9	.538
8.	<b>Las Vegas Raiders</b>	<b>478</b>	<b>412</b>	<b>11</b>	<b>.537</b>
9.	Kansas City Chiefs	477	412	12	.536
10.	Indianapolis Colts	478	418	6	.533

## Road Warriors

The Raiders are among the top-performing road teams in NFL history. The Silver and Black rank sixth since 1963 with a .480 winning percentage in games away from home.

### TOP ROAD RECORDS 1963-2021 (MIN. 300 GAMES)

Rank	Team	W	L	T	Pct.
1.	Dallas Cowboys	231	218	1	.514
2.	New England Patriots	221	228	2	.492
3.	Indianapolis Colts	220	227	2	.492
4.	Pittsburgh Steelers	215	230	5	.483
5.	San Francisco 49ers	215	232	3	.481
6.	<b>Las Vegas Raiders</b>	<b>212</b>	<b>230</b>	<b>8</b>	<b>.480</b>
7.	Miami Dolphins	202	228	1	.470
8.	Green Bay Packers	207	238	7	.465
9.	Los Angeles Rams	207	239	5	.464
10.	Minnesota Vikings	205	238	7	.463





## TEAM NOTES

### CARR AT THE HELM



**QB Derek Carr** was named the Raiders' starting QB heading into the 2014 season, becoming the first rookie QB in team history to start in Week 1. In 2016, he became the first QB in franchise history to throw for 3,000 yards in each of his first three seasons and led seven fourth-quarter comebacks en route to winning the NFL's Castrol Edge Clutch Performer of the Year award. In 2018, Carr set a new franchise mark for most consecutive pass attempts without an interception (332), while also setting an NFL record for most completions (1,759) through a player's first five years in the NFL. In 2019, Carr became the first quarterback in franchise history to pass for 4,000 yards in multiple seasons, while also setting a new franchise record for completion percentage (70.4 percent). Through Year 7, Carr became just the 27th player in club history to record 100 starts and holds the franchise record for touchdown passes and passing yards, while setting the NFL record for most fourth quarter comebacks (21) through a player's first seven seasons in the league. In 2020, Carr completed 348-of-517 passes for a career-high 4,103 yards, 7.9 yards per attempt and the second-best passer rating (101.4) in club history, while also joining Peyton Manning as the only players in NFL history to complete 300 passes in each of their first seven seasons...In 2021, became the fourth quarterback ever to pass for at least 3,000 yards in each of his first eight seasons, joining Pro Football Hall of Famer Peyton Manning, Cam Newton and Russell Wilson...He also became the first QB in Raiders history to pass for 30,000 career yards and only the fifth player in NFL history with at least 30,000 career passing yards in their first eight years in the NFL.

#### ----- DEREK CARR CAREER STATISTICS -----

Year	GP/GS.	W-L	Cmp.	Att.	%	Yards	TDs	INTs	Rtg.
2014	16/16	3-13	348	599	58.1	3,270	21	12	76.6
2015	16/16	7-9	350	573	61.1	3,987	32	13	91.1
2016	15/15	12-3	357	560	63.8	3,937	28	6	96.7
2017	15/15	6-9	323	515	62.7	3,496	22	13	86.4
2018	16/16	4-12	381	553	68.9	4,049	19	10	93.9
2019	16/16	7-9	361	513	70.4	4,054	21	8	100.8
2020	16/16	8-8	348	517	67.3	4,103	27	9	101.4
2021	11/11	6-5	278	413	67.3	3,414	17	9	97.3
<b>Career</b>	<b>121/121</b>	<b>53-68</b>	<b>2,746</b>	<b>4,243</b>	<b>64.7</b>	<b>30,310</b>	<b>187</b>	<b>80</b>	<b>92.6</b>

### ALL-TIME TOUCHDOWN LEADER

In just his seventh year and in Week 4 against the Buffalo Bills in 2020, **QB Derek Carr** broke legendary Raiders QB Ken Stabler's record of 150 touchdown passes as a Raider.

#### ----- TOUCHDOWN PASSES AS A RAIDER -----

Rank	Player	Pass TDs
1.	<b>Derek Carr</b>	<b>187</b>
2.	Ken Stabler	150
3.	Daryle Lamonica	148
4.	Rich Gannon	114
5.	Tom Flores	92

### MULTI-TD GAMES

In Week 9 against the Los Angeles Chargers in 2020, **QB Derek Carr** surpassed Daryle Lamonica for most games with at least two touchdown passes as a Raider, as he recorded his 47th such game.

#### ----- RAIDERS QBs WITH MULTI-TD PASSES IN A CONTEST -----

Rank	Player	Games
1.	<b>Derek Carr</b>	<b>58</b>
2.	Daryle Lamonica	46
3.	Ken Stabler	42
4.	Rich Gannon	34
5.	Tom Flores	29

### AFC OFFENSIVE PLAYER OF THE MONTH

Carr was named Player of the Month for September for the first time in his eight-year NFL career.

**Stat line:** Completed 88-of-136 passes for 1,203 yards (64.7 percent) with six touchdowns against two interceptions for a passer rating of 101.4.

- His 1,203 passing yards ranked first in the NFL during the month of September.
- Became only the fourth player with at least 1,200 passing yards through his team's first three games of a season in NFL history, joining Ryan Fitzpatrick (2018), Kurt Warner (2,000) and Tom Brady (2011).
- Recorded at least 350 passing yards and two touchdowns in each of his team's first three games of the season.
- His 88 passing completions ranked tied for first in the AFC during the month of September.
- His six passing touchdowns ranked tied for fourth in the AFC during the month of September.
- His 101.4 passer rating ranked fifth in the AFC during the month of September.
- His 52 first down completions ranked tied for first in the AFC during the month of September.

### FRANCHISE RECORD

In 2019, he cemented himself as the club's all-time passing yards leader, breaking the record held by Hall of Fame QB Ken Stabler since 1979. Carr became just the 15th quarterback in NFL history to surpass 19,000 passing yards in 80 career games or less, as his 19,196 yards ranked 12th through a player's first 80 career contests. A look below shows the club's top-5 passing leaders in franchise history. He surpassed the 20,000-yard barrier in his 84th game and surpassed 25,000 yards in his 104th game, the 12-fewest games to 25,000 yards in NFL history...He became the first QB in Raiders history to pass for 30,000 career yards and only the fifth player in NFL history with at least 30,000 career passing yards in their first eight years in the NFL...He surpassed the 30,000-yard mark in just his 121st career game, third-fastest to do so behind Matthew Stafford (109 games) and Dan Marino (119 games).

#### ----- PASSING YARDS AS A RAIDER -----

Rank	Player	Passing Yards	Career Games
1.	<b>Derek Carr</b>	<b>30,310</b>	<b>121</b>
2.	Ken Stabler	19,078	130
3.	Rich Gannon	17,585	74
4.	Daryle Lamonica	16,655	95
5.	Jim Plunkett	12,665	70



## 300-YARD GAMES

Carr has eclipsed the 300-yard mark 31 times so far in his career. The Raiders are 21-10 when Carr reaches the 300-yard milestone, and 4-0 when Carr surpasses the 400-yard barrier. In 2021, Carr tied a career high with six 300-yard passing games, a mark he previously hit in 2015 and 2020.

### ----- CARR'S 300-YARD PASSING GAMES -----

Date	Opp.	Yards	Cmp./Att.	TDs	Passer Rtg.	Result
10/30/16	at TB	513	40/59	4	117.4	W, 30-24 (OT)
9/30/18	Cle	437	35/58	4	92.4	W, 45-42 (OT)
9/13/21	Bal.	435	34/56	2	89.5	W, 33-27 (OT)
10/19/17	KC	417	29/52	3	101.2	W, 31-30
12/29/19	at Den.	391	29/46	1	97.3	L, 15-16
9/26/21	Mia.	386	26/43	2	95.7	W, 31-28 (OT)
9/19/21	at Pit.	382	28/37	2	126.2	W, 26-17
12/6/20	at NYJ	381	28/47	3	97.9	W, 31-28
11/25/21	at Dal.	373	24/39	1	101.8	W, 36-33 (OT)
1/3/21	at Den.	371	24/38	2	91.0	W, 32-31
9/20/15	Bal.	351	30/46	3	100.9	W, 37-33
10/11/20	at KC	347	22/31	3	126.7	W, 40-32
9/23/18	at Mia.	345	27/39	1	83.8	L, 20-27
10/17/21	at Den.	341	27/18	2	134.4	W, 34-24
12/26/20	Mia.	336	21/34	1	104.5	L, 25-26
11/1/15	NYJ	333	23/36	4	130.9	W, 34-20
11/29/15	at Ten.	330	24/37	3	120.3	W, 24-21
10/26/14	at Cle.	328	34/54	1	86.0	L, 13-23
10/24/21	Phi.	323	31/34	2	113.6	W, 33-22
12/9/18	Pit.	322	25/34	2	122.4	W, 24-21
9/11/16	at NO	319	24/38	1	98.5	W, 35-34
10/9/16	SD	317	25/40	2	93.4	W, 34-31
12/13/20	Ind.	316	31/45	2	85.0	L, 27-44
11/27/16	Car.	315	26/38	2	100.2	W, 35-32
9/27/15	at Cle.	314	20/32	2	115.9	W, 27-20
10/29/17	at Buf.	313	31/49	1	71.2	L, 14-34
10/4/20	Buf.	311	32/44	2	107.3	L, 23-30
9/10/18	LAR	303	29/40	0	62.8	L, 13-33
11/15/15	Min.	302	29/43	2	83.7	L, 14-30
11/8/15	at Pit.	301	24/44	4	96.9	L, 35-38
11/5/17	at Mia.	300	21/30	1	99.3	W, 27-24

## 3,000 YARDS

Carr is one of just four quarterbacks in NFL history to pass for at least 3,000 yards in each of his first eight seasons in the league.

### ----- QBs W/ EIGHT 3,000 YARD SEASONS TO START CAREER -----

Player	Team	Years
<b>Derek Carr</b>	<b>Raiders</b>	<b>2014-21</b>
Peyton Manning	Colts	1998-05
Cam Newton	Panthers	2011-18
Russell Wilson	Seahwks	2012-19

## 3,000 YARDS AND 20 TDs

In Week 13 in 2020, **QB Derek Carr** became just the fifth quarterback in NFL history to record 3,000 passing yards and 20 touchdown passes in six of his first seven seasons.

### ----- 3,000 YARD/20 PASS TD SEASONS THROUGH YEAR 7 -----

Player	Team	Seasons
Peyton Manning	Colts	1998-04
Russell Wilson	Seahwks	2012-18
Eli Manning	Giants	2005-10
Dan Marino	Dolphins	1984-89
<b>Derek Carr</b>	<b>Raiders</b>	<b>2014-20</b>

## 20 TD PASSES

Only six quarterbacks in NFL history have passed for 20 touchdowns in six of their first seven seasons in the NFL. That list can be found below.

### --- SEASONS WITH 20 TD PASSES THROUGH YEAR 7 ---

Rank	Player	Years	Count
1t.	Peyton Manning	1998-04	7
1t.	Dan Marino	1983-89	7
1t.	Russell Wilson	2012-18	7
4t.	<b>Derek Carr</b>	<b>2014-20</b>	<b>6</b>
4t.	Eli Manning	2005-10	6
4t.	Matt Ryan	2009-14	6

## THREE-TD GAMES

Though Year 8, Carr has totaled 22 career games with at least three touchdown passes. The Raiders are 15-7 when Carr tosses three touchdowns or more. The chart below shows where Carr ranks in club history.

### ---- RAIDERS QBs WITH 3-TD PASSES IN A CONTEST ----

Rank	Player	Games
1.	<b>Derek Carr</b>	<b>22</b>
2.	Ken Stabler	20
3.	Daryle Lamonica	19
4.	Rich Gannon	16
5.	Tom Flores	11

### ---- RAIDERS QBs WITH 300 YARDS AND THREE TD PASSES IN A CONTEST ----

Rank	Player	Games
1t.	<b>Derek Carr</b>	<b>9</b>
1t.	Rich Gannon	9
3.	Daryle Lamonica	6
4t.	Kerry Collins	4
4t.	Marc Wilson	4

## CARR'S COMPLETION %

In Week 7, **QB Derek Carr** completed 31 of 34 pass attempts (91.2 percent) for 323 yards and two TDs with one INT for a 113.6 passer rating. At 91.2 percent, his completion mark ranks as the second-highest single-game mark all-time in NFL history in which a quarterback attempted at least 30 passes. He broke his own record for highest single-game completion percentage in franchise history when he completed 29-of-32 pass attempts (90.63 percent) against the Denver Broncos on Sept. 6, 2018.

Carr now has two games in his career with at least 30 attempts and a 90% completion percentage. Every other player in NFL history has combined for one.

Shown below is the complete list of quarterbacks to complete at least 90 percent of their attempts in a single game (min. 30 pass attempts):

### ----- TOP SINGLE-GAME COMPLETION % (NFL HISTORY)-----

Rank	Player	DATE	CMP/ATT	CMP %
1.	Drew Brees	12/16/19	29/30	96.7
2.	Derek Carr	10/24/21	31/34	91.2
3.	Derek Carr	09/16/18	29/32	90.6

## THROWING FOR SIX

Carr has enjoyed one of the most prolific starts to a career in NFL history, especially when it comes to finding the end zone. His 53 TDs rank second most by any NFL player through his first two seasons, trailing only Dan Marino (68). And although his 2016 season was cut short due to injury, he continued his stellar start to his career by throwing 28 more TDs in his third season. His 187 TDs are 10th-most in the NFL since 2014.

### TOUCHDOWN PASSES THROUGH FIRST TWO NFL SEASONS

Rank	Player	Years	TDs
1.	Dan Marino (Mia.)	1983-84	68
2.	Justin Herbert (LAC)	2020-21	55
3.	<b>Derek Carr (Oak.)</b>	<b>2014-15</b>	<b>53</b>
4t.	Peyton Manning (Ind.)	1998-99	52
4t.	Russell Wilson (Sea.)	2012-13	52

### TOUCHDOWN PASSES THROUGH FIRST THREE NFL SEASONS

Rank	Player	Years	TDs
1.	Dan Marino (Mia.)	1983-85	98
2.	Andrew Luck (Ind.)	2012-14	86
3.	Peyton Manning (Ind.)	1998-2000	85
4.	<b>Derek Carr (Oak.)</b>	<b>2014-16</b>	<b>81</b>

### TOUCHDOWN PASSES THROUGH FIRST FOUR NFL SEASONS

Rank	Player	Years	TDs
1.	Dan Marino (Mia.)	1983-86	142
2.	Patrick Mahomes (KC)	2017-20	114
3.	Peyton Manning (Ind.)	1998-2001	111
4.	Russell Wilson (Sea.)	2012-15	106
5.	Deshaun Watson (Hou.)	2017-20	104
6.	<b>Derek Carr (Oak.)</b>	<b>2014-17</b>	<b>103</b>
7.	Andrew Luck (Ind.)	2012-15	101

### TOUCHDOWN PASSES THROUGH FIRST FIVE NFL SEASONS

Rank	Player	Years	TDs
1.	Dan Marino (Mia.)	1983-87	168
2.	Patrick Mahomes (KC)	2017-21	139
3.	Peyton Manning (Ind.)	1998-2002	138
4.	Andrew Luck (Ind.)	2012-16	132
5t.	Russell Wilson (Sea.)	2012-16	127
5t.	Matt Ryan (Atl.)	2008-12	127
7.	Andy Dalton (Cin.)	2011-15	124
8.	<b>Derek Carr (Oak.)</b>	<b>2014-18</b>	<b>122</b>

### TOUCHDOWN PASSES THROUGH FIRST SIX NFL SEASONS

Rank	Player	Years	TDs
1.	Dan Marino (Mia.)	1983-87	196
2.	Peyton Manning (Ind.)	1998-2003	167
3.	Russell Wilson (Sea.)	2012-17	161
4.	Matt Ryan (Atl.)	2008-13	153
5.	Brett Favre (GB)	1991-96	147
6.	<b>Derek Carr (Oak.)</b>	<b>2014-19</b>	<b>143</b>

### TOUCHDOWN PASSES THROUGH FIRST SEVEN NFL SEASONS

Rank	Player	Years	TDs
1.	Dan Marino (Mia.)	1983-89	220
2.	Peyton Manning (Ind.)	1998-2004	216
3.	Russell Wilson (Sea.)	2012-18	196
4.	Brett Favre (GB)	1991-97	182
5.	Matt Ryan (Atl.)	2008-14	181
6.	Andrew Luck (Ind.)	2012-18	171
7.	<b>Derek Carr (Oak./LV)</b>	<b>2014-20</b>	<b>170</b>

Carr crossed the 100-touchdown barrier just 60 games into his NFL career, the quickest to reach 100 passing scores in Raiders history. By doing so in his first four seasons, Carr joined Dan Marino, Peyton Manning, Andrew Luck, Russell Wilson, Deshaun Watson and Patrick Mahomes as the only quarterbacks in NFL history to toss 100 touchdowns through their first four seasons in the league.

## 100 PASSER RATING

Carr has posted passer ratings of at least 100 points in 44 career games (30-14 record) after his performance. With his 33rd such game in Week 1 of 2020, Carr surpassed Raiders legend Ken Stabler for most in franchise history.

### ----- CARR'S 100-PLUS PASSER RATING GAMES -----

Date	Opp.	Passer Rtg.	Yards	TDs	INTs	Result
12/07/14*	SF	140.2	254	3	0	W, 24-13
10/25/15^	at SD	137.7	289	3	0	W, 37-29
10/28/14	Ind.	136.6	244	3	0	L, 28-42
09/17/17	NYJ	136.6	230	3	0	W, 45-20
11/26/17	Den.	136.3	253	2	0	W, 21-14
10/17/21	Den.	134.4	341	2	0	W, 34-24
11/01/15	NYJ	130.9	333	4	0	W, 34-20
10/11/20	at KC	126.7	347	3	1	W, 40-32
09/19/21	at Pit.	126.2	382	2	0	W, 26-17
10/27/19	at Hou.	125.0	285	3	0	L, 24-27
10/02/16	at Bal.	123.4	199	4	0	W, 28-27
12/02/18	KC	123.2	285	3	0	L, 33-40
12/24/16	Ind.	122.6	228	3	0	W, 33-25
12/09/18	Pit.	122.4	322	2	0	W, 24-21
09/09/19	Den.	121.0	259	1	0	W, 24-16
09/21/20	NO	120.7	282	3	0	W, 34-24
11/29/15	at Ten.	120.3	330	3	0	W, 24-21
11/22/20	KC	119.7	275	3	1	L, 31-35
09/27/20	at NE	119.4	261	2	0	L, 20-36
10/20/19	at GB	119.2	293	2	1	L, 24-42
12/22/19	at LAC	118.2	291	1	0	W, 24-17
10/30/16	at TB	117.4	513	4	0	W, 30-24 (OT)
11/21/16	Hou.	117.0	295	3	1	W, 27-20
11/03/19	Det.	116.2	289	2	0	W, 31-24
09/27/15	at Cle.	115.9	314	2	0	W, 27-20
12/08/19	Ten.	115.2	263	2	0	L, 21-42
09/18/16	Atl.	115.0	299	3	0	L, 28-35
09/16/18	at Den.	114.6	288	1	0	L, 19-20
09/10/17	at Ten.	114.3	262	2	0	W, 26-16
10/24/21	Phi.	113.6	323	2	1	W, 33-22
11/08/20	at LAC	108.1	165	2	0	W, 31-26
10/12/14	SD	107.7	282	4	1	L, 28-31
09/13/20	at Car.	107.5	239	1	0	W, 34-30
10/04/20	Buf.	107.3	311	2	0	L, 23-30
11/17/19	Cin.	105.7	292	1	1	W, 17-10
09/29/19	at Ind.	105.4	189	2	0	W, 31-24
12/26/20	Mia.	104.5	336	1	0	L, 25-26
09/22/19	Min.	103.7	242	2	1	L, 14-34
11/25/21	at Dal.	101.8	373	1	0	W, 36-33 (OT)
10/19/17	KC	101.7	417	3	0	W, 31-30
09/20/15	Bal.	100.9	351	3	1	W, 37-33
11/18/18	Ari.	100.5	192	2	0	W, 23-21
11/27/16	Car.	100.2	315	2	1	W, 35-32
10/01/17	at Den.	100.0	143	1	0	L, 10-16

\* 4th highest by first-year player since 1970 AFL-NFL merger

^ 7th highest road rating in franchise history

## MADD MAXX



**DE Maxx Crosby** was drafted in the fourth round (106th overall) of the 2019 NFL Draft...Ranked fourth in franchise history for most sacks (17) by a player through his first two seasons...Tied for second in club history with four sacks in a single game...Has been awarded AFC Defensive Player of the Week two times and AFC Special Teams

Player of the Week once during his career...In 2020, started all 16 games for the first time in his career, tallying 39 stops (20 solo), a team-high seven sacks, fumble recovery and one pass defended in addition to two blocked kicks on special teams...As a rookie in 2019, posted 46 tackles (35), a career-high 10 sacks, four forced fumbles and four passes defended...Became just the second rookie in franchise history to record 10 sacks in a season...Also became the second player in franchise history to record at least 10 sacks and 15 tackles for loss in a single season...Finished second in the Associated Press Defensive Rookie of the Year voting for his superb campaign.

### ----- MAXX CROSBY STATS -----

Year	GP	GS	Total	Solo	Asst.	Sacks	Yds.	INTs	PD	FF
2019	16	10	46	35	11	10.0	69.5	0	4	4
2020	16	16	38	17	18	7.0	38.0	0	1	0
2021	11	11	30	17	13	5.0	27.5	0	2	0
<b>Totals</b>	<b>43</b>	<b>37</b>	<b>115</b>	<b>72</b>	<b>43</b>	<b>22.0</b>	<b>135.0</b>	<b>0</b>	<b>7</b>	<b>4</b>

## ALL-TIME RAIDERS ROOKIES

As a rookie in 2019, became just the second rookie in franchise history to record 10 sacks in a season

### ----- RAIDERS ROOKIE SACK LEADERS -----

Rank	Player	Year	Sacks
1.	Greg Townsend	1983	10.5
2.	<b>Maxx Crosby</b>	<b>2019</b>	<b>10.0</b>
3.	Aaron Wallace	1990	9.0
4.	Bill Pickel	1983	6.0
5.	Scott Davis	1988	5.5
6t.	Lamarr Houston	2010	5.0
6t.	Trevor Scott	2008	5.0
8t.	Tony Bryant	1999	4.5
8t.	<b>Clelin Ferrell</b>	<b>2019</b>	<b>4.5</b>
8t.	Sio Moore	2013	4.5

## 10 SACKS AND 4 FORCED FUMBLES

Became the fifth rookie since at least 2000 to record double-digit sacks and at least four forced fumbles in their rookie campaign. The elite list Crosby joined is found below.

### ----- ROOKIES W/ 10 SACKS AND 4 FORCED FUMBLES -----

Year	Player	Sacks	Forced Fumbles
2002	Dwight Freeney	13.0	9
2002	Julius Peppers	12.0	5
2003	Terrell Suggs	12.0	6
2006	Mark Anderson	12.0	4
<b>2019</b>	<b>Maxx Crosby</b>	<b>10.0</b>	<b>4</b>

## YEAR 3 TOTALS

A look below shows where Crosby's sacks rank in franchise history through his first 43 games as a Raider:

### ----- RAIDERS SACK LEADERS THROUGH FIRST 43 CAREER GAMES -----

Rank	Player	Years	Sacks
1.	Anthony Smith	1991-93	35.5
2.	Khalil Mack	2014-16	28.0
3.	Bill Pickel	1983-85	25.0
4.	Greg Townsend	1983-85	23.5
5.	Rod Coleman	1999-02	23.0
6t.	<b>Maxx Crosby</b>	<b>2019-21</b>	<b>22.0</b>
6t.	Darrell Russell	1997-99	22.0

## SINGLE-GAME SACKS

Crosby earned AFC Defensive Player of the Week honors in Week 11 of 2019 after recording a Raiders rookie record four sacks, a mark that is tied for second-most in NFL history among rookies.

### ----- RAIDERS SINGLE-GAME SACK LEADERS -----

Rank	Player	Year	SACKS
1t.	Howie Long	1983	5.0
1t.	Khalil Mack	2015	5.0
3t.	<b>Maxx Crosby</b>	<b>2019</b>	<b>4.0</b>
3t.	Anthony Smith	1992	4.0
3t.	Anthony Smith	1993	4.0
3t.	Kameron Wimbley	2011	4.0
7t.	Howie Long	1982	3.5
7t.	Bill Pickel	1984	3.5
7t.	Greg Townsend	1989	3.5
10t.	<b>Maxx Crosby</b>	<b>2021</b>	<b>3.0</b>

### ----- NFL ROOKIE SINGLE-GAME SACK LEADERS -----

Rank	Player	Year	SACKS
1.	Leslie O'Neil	1986	5.0
2t.	<b>Maxx Crosby</b>	<b>2019</b>	<b>4.0</b>
2t.	Cornelius Bennett	1987	4.0
2t.	Brian Orakpo	2009	4.0
5t.	Sean McInerney	1987	3.5
5t.	Kendall Reyes	2012	3.5
5t.	Jason Jones	2008	3.5

### ----- RAIDERS ROOKIE SINGLE-GAME SACK LEADERS -----

Rank	Player	Year	SACKS
1.	<b>Maxx Crosby</b>	<b>2019</b>	<b>4.0</b>
2.	Greg Townsend	1983	3.0
3.	<b>Clelin Ferrell</b>	<b>2019</b>	<b>2.5</b>

## 2019 ROOKIE SACK LEADERS

Crosby finished the season as only the second defender in franchise history to record double-digit sacks as a rookie. He finished second in the NFL among rookies with 10 sacks on the season.

### ----- 2019 ROOKIE SACK LEADERS -----

Rank	Player	Team	SACKS
1.	Josh Allen	Jaguars	10.5
2.	<b>Maxx Crosby</b>	<b>Raiders</b>	<b>10.0</b>
3.	Nick Bosa	49ers	9.0
4.	Brian Burns	Panthers	7.5
5.	Montez Sweat	Redskins	7.0
6.	Chase Winovich	Patriots	5.5
7.	Ed Oliver	Bills	5.0
8t.	<b>Clelin Ferrell</b>	<b>Raiders</b>	<b>4.5</b>
8t.	Oshane Ximines	Giants	4.5
10t.	Sam Eguavoen	Dolphins	3.5
10t.	Dre'Mont Jones	Broncos	3.5



## AFC DEFENSIVE PLAYER OF THE WEEK

Crosby earned his second career AFC Defensive Player of the Week Award in Week 1 of 2021 after posting the stats below:

### Week 1 of 2021

**Stat line:** Recorded six tackles (four solo), including two for loss, and two sacks.

#### ●Registered two sacks

- oHis two sacks tied for second-most in the NFL in Week 1.
- oHis two sacks tied for first in the AFC in Week 1.
- oHis two sacks tied for the second-most in a single-game in his career.
- oBecame just the third Raiders player since 2000 to record at least two sacks in a season opener.

#### ●Recorded six total tackles

- oHis six total tackles tied for first in the NFL amongst defensive ends in Week 1.
- oHis six total tackles rank first in the AFC amongst defensive ends in Week 1.

#### ●Recorded two tackles for loss

- oHis two tackles for loss tied for fourth-most in the NFL in Week 1.
- oHis two tackles for loss tied for second-most in the AFC in Week 1.

Crosby earned his first award as a rookie in 2019 after setting a Raiders rookie record in Week 11 with four sacks in the contest against the Cincinnati Bengals. He became the second rookie player in franchise history (Phillip Buchanon - 2002) to earn AFC Defensive Player of the Week Honors and the first Raider to win the award since 2016.

### Week 11 of 2019

**Stat line:** Posted five tackles (four solo), including three for loss, four sacks and one forced fumble.

#### ● Recorded four sacks.

- o Crosby's four sacks in Week 11 were tied for second-most by a rookie in NFL history.
- o Crosby is just the fourth rookie in NFL history to record four sacks in a game and the first to do so since Brian Orakpo in 2009.

#### ● Recorded three sacks in the fourth quarter in Week 11.

## AFC SPECIAL TEAMS PLAYER OF THE WEEK

After posting another seven sacks on defense in 2020, **DE Maxx Crosby** made his mark on the special teams unit, earning Special Teams Player of the Week honors for the first time in his career after blocking two kicks in the team's season finale.

### Week 17 of 2020

#### ● Recorded two blocked FGs.

- oWith nine seconds remaining in the contest and leading by just one point, Crosby blocked what would have been a game-winning 63-yard FG attempt by Denver Broncos K Brandon McManus.
- o His two blocked kicks were the most in the NFL in Week 17.
- o Two blocked FGs were tied for the most in a game this season.

#### ● Was one of two players to record two blocked kicks in a single game in 2020.

- o His two blocked kicks mark just the 14th time since at least 2000 that a player has recorded two in a single game.
- o His two blocked kicks are tied for the most by a player in a single game since at least 2000.

#### ● It marked just the second time since 2015 that a player has blocked two kicks in a single game.

- o Is the second Raiders player since at least 2000 to record two blocked kicks in a single game, joining Richard Seymour (2011).



## 4TH-ROUND GEM

Crosby became just the fourth player in franchise history who was drafted by the club in the fourth round or later to record double-digit sacks in a single season, joining Greg Townsend, Rod Martin and Rod Coleman.

Shown below are the best rookie single-season sack marks by players who have been drafted in the fourth round or later in NFL history.

### ----- ROOKIE SINGLE-SEASON SACK LEADERS DRAFTED IN FOURTH ROUND OR LATER IN NFL HISTORY -----

Rank	Player	Team (Year)	Sacks
1.	Charlie Clemons	Saints (2001)	13.5
2.	Reggie White	Eagles (1985)	13.0
3t.	Charles Haley	49ers (1986)	12.0
3t.	Mark Anderson	Bears (2006)	12.0
5.	Greg Townsend	Raiders (2006)	10.5
6t.	<b>Maxx Crosby</b>	<b>Raiders (2019)</b>	<b>10.0</b>

## 4TH QUARTER SACKS

Crosby turned it on in the fourth quarter during his rookie campaign, finishing with the second-most sacks in the NFL during the final frame of play amongst his rookie peers in 2019.

Shown below are the player's with the most fourth quarter sacks in their rookie season in NFL history.

### ----- 4TH QUARTER SACKS IN ROOKIE SEASON IN NFL HISTORY -----

Rank	Player	Team (Year)	Sacks
1.	Aldon Smith	49ers (2011)	8.5
2.	Mark Anderson	Bears (2006)	6.5
3t.	Dwight Freeney	Colts (2002)	6.0
3t.	Kevin Williams	Vikings (2003)	6.0
5.	Bradley Chubb	Broncos (2018)	5.5
6t.	Brian Burns	Panthers (2019)	5.0
6t.	Mark Word	Browns (2002)	5.0
8.	Von Miller	Broncos (2011)	4.5
9t.	<b>Maxx Crosby</b>	<b>Raiders (2019)</b>	<b>4.0</b>

## JOSH JACOBS



With the 24th overall selection in the 2019 NFL Draft, the Raiders selected **RB Josh Jacobs** to be their bell-cow back out of the University of Alabama. Jacobs made his rookie debut on Monday Night Football at home against the Denver Broncos. With 23 carries for 85 yards and two rushing scores, while adding one reception for 28 yards, Jacobs became the first player since RB LaDainian Tomlinson (2001) to tally two rushing TDs and 100 yards from scrimmage in his rookie debut. Jacobs also became the first player in franchise history to score two rushing TDs in his NFL debut. Since then, Jacobs took the NFL by storm, becoming the first rookie in franchise history to earn two NFL Offensive Rookie of the Month honors (October and November), while racking up five 100-yard performances and also breaking RB Marcus Allen's franchise rookie rushing record set in 1982 for total rushing yards and 100-yard contests. Jacobs also became the 21st player in NFL history with 1,000 rushing yards through his first 12 career contests. In Week 1 of 2020, he picked up right where he left off as a rookie, becoming the first player in Raiders history to score three times on the ground in a season opener. Jacobs finished 2020 appearing in 15 games and setting career highs in rush attempts (273) and touchdowns (12). His 12 scores on the ground tied for third-most in Raiders single-season history.

### ----- JOSH JACOBS' STATS -----

Year	Team	GP	GS	Att.	Yds.	Avg.	Lg.	TD
2019	Oakland	13	13	242	1,150	4.8	51	7
2020	Las Vegas	15	15	273	1,065	3.9	28t	12
2021	Las Vegas	9	8	111	420	3.8	21	6
<b>Totals</b>		<b>37</b>	<b>36</b>	<b>626</b>	<b>2,635</b>	<b>4.2</b>	<b>51</b>	<b>25</b>

## 2020 NFL RUSHING LEADERS

**RB Josh Jacobs** rushed for 93 yards on the ground in Week 1 against the Carolina Panthers on 25 carries and added three TDs. He became the first player in Raiders history to record three rushing TDs in a Week one contest. Additionally, Jacobs became just the second player in NFL history to notch at least two rushing TDs in Week 1 of his first and second year in the NFL. Jacobs finished ranked eighth in the NFL in rushing yards in 2020 and tied for fourth in rushing touchdowns.

### ----- 2020 RUSHING LEADERS -----

Rank	Player	Team	Rushing Yards
1.	Derrick Henry	Titans	2,027
2.	Dalvin Cook	Vikings	1,557
3.	Jonathan Taylor	Colts	1,169
4.	Aaron Jones	Packers	1,104
5t.	James Robinson	Jaguars	1,070
5t.	David Montgomery	Bears	1,070
7.	Nick Chubb	Browns	1,067
<b>8.</b>	<b>Josh Jacobs</b>	<b>Raiders</b>	<b>1,065</b>
9.	Lamar Jackson	Ravens	1,005
10.	Melvin Gordon	Broncos	986

### ----- 2020 RUSHING TOUCHDOWN LEADERS -----

Rank	Player	Team	Rushing TDs
1.	Derrick Henry	Titans	17
2t.	Dalvin Cook	Vikings	16
2t.	Alvin Kamara	Saints	16
<b>4t.</b>	<b>Josh Jacobs</b>	<b>Raiders</b>	<b>12</b>
4t.	Cam Newton	Patriots	12
4t.	Nick Chubb	Browns	12
7t.	Kyler Murray	Cardinals	11
7t.	Antonio Gibson	Washington	11
7t.	Jonathan Taylor	Colts	11

## 100-YARD GAMES

Just 37 games into **RB Josh Jacobs** career he has tallied seven contests with at least 100 yards on the ground. As a rookie in 2019, Jacobs recorded the most 100-yard contests (five) by a first-year player in franchise history and set the rookie rushing record previously held by Marcus Allen. A look below highlights each of Jacob's 100-yard performances.

### ----- JACOB'S 100-YARD RUSHING GAMES -----

Date	Opp.	Yards	Carries	Avg.	TDs	Result
11/01/20	Cle.	129	31	4.2	0	W, 16-6
10/20/10	at GB	124	21	5.9	0	L, 24-42
10/06/19	Chi. (Lon.)	123	26	4.7	2	W, 24-21
11/03/19	Det.	120	28	4.3	2	W, 31-24
11/17/19	Cin.	112	23	4.9	0	W, 17-10
11/15/20	Den.	112	21	5.3	2	W, 37-12
12/01/19	at KC	104	17	6.1	0	L, 9-40

## CARRYING THE LOAD

In Week 8 against the Cleveland Browns in 2020, **RB Josh Jacobs** carried the a career-high 31 times for a career-high 128 yards in the 16-6 victory. It marked the first time since Dec. 16, 2012 (Darren McFadden) that a Raiders running back recorded at least 30 rushing attempts in a single game, as his 31 carries are also tied for the second-most by a running back this year with Tennessee Titans RB Derrick Henry. A look below shows where Jacobs' 31 carries rank in Raiders history.

### --- MOST SINGLE-GAME CARRIES IN FRANCHISE HISTORY ---

Rank	Player	Year	Carries
1.	Mark van Eeghen	1977	36
2t.	Marcus Allen	1987	33
2t.	Justin Fargas	2007	33
4.	Tyrone Wheatley	2003	32
<b>5t.</b>	<b>Josh Jacobs</b>	<b>2020</b>	<b>31</b>
5t.	Clem Daniels	1963	31
5t.	Marcus Allen	1985	31
5t.	Mark van Eeghen	1977	31
5t.	Napoleon Kaufman	1998	31

### --- MOST SINGLE-GAME CARRIES IN 2020 ---

Rank	Player (Week)	Team	Carries
1.	Derrick Henry (17)	Titans	34
2t.	Dalvin Cook (13)	Vikings	32
2t.	David Montgomery (15)	Bears	32
<b>4t.</b>	<b>Josh Jacobs (8)</b>	<b>Raiders</b>	<b>31</b>
4t.	Derrick Henry (1)	Titans	31
6t.	Dalvin Cook (8)	Vikings	30
6t.	Jonathan Taylor (17)	Colts	30
6t.	Dalvin Cook (10)	Vikings	30
9.	Cam Akers (14)	Rams	29
10.	Derrick Henry (11)	Titans	28
11t.	Dalvin Cook (2)	Vikings	27
<b>11t.</b>	<b>Josh Jacobs (2)</b>	<b>Raiders</b>	<b>27</b>
11t.	Derrick Henry (12)	Titans	27
11t.	Dalvin Cook (11)	Vikings	27

### --- MOST CARRIES IN 2020 ---

Rank	Player	Team	Carries
1.	Derrick Henry	Titans	378
2.	Dalvin Cook	Vikings	312
<b>3.</b>	<b>Josh Jacobs</b>	<b>Raiders</b>	<b>273</b>
4.	David Montgomery	Bears	247
5.	Ezekiel Elliot	Cowboys	244
6.	James Robinson	Jaguars	240
7.	Kenyan Drake	Cardinals	239
8.	Jonathan Taylor	Colts	232
9.	Melvin Gordon	Broncos	215
10.	Aaron Jones	Packers	201

## RUSHING TDs

**RB Josh Jacobs** has recorded 25 rushing touchdowns just 37 games into his NFL career, a mark that ranks second in franchise history through a player's first three seasons with the team, trailing only Marcus Allen's 33 touchdown runs posted between 1982 and 1984.

Jacobs has rushed for multiple TDs in eight games through his first three seasons and is only 1 of 5 players in the NFL with five-plus rush TDs in each of past three seasons (2019-21).

### ----- Players with five-plus rush TDs in each of past three seasons -----

Rank	Player	Years
1.	<b>Josh Jacobs</b>	<b>2019-21</b>
2.	Derrick Henry	2019-21
3.	Ezekiel Elliott	2019-21
4.	Melvin Gordon	2019-21
5.	Nick Chubb	2019-21

## RAIDERS RUSHING LEADER

In Week 9 of 2020 against the Los Angeles Chargers, **RB Josh Jacobs** surpassed Marcus Allen for most rushing yards in franchise history by a player in his first two seasons. Jacobs is the only player in franchise history to rush for 1,000 yards in each of his first two seasons.

### ----- Most Rushing Yards In First Three Seasons (Raiders) -----

Rank	Player	Years	Yards
1.	Marcus Allen	1982-84	2,879
2.	Napoleon Kaufman	1995-97	2,658
3.	<b>Josh Jacobs</b>	<b>2019-21</b>	<b>2,635</b>
4.	Bo Jackson	1987-89	2,084
5.	Darren McFadden	2008-10	2,013

## RUSHING YARDS PER GAME

**RB Josh Jacobs** finished his rookie year averaging 88.5 rushing yards per game, the 20th-best average by a rookie since the 1970 AFL-NFL Merger and third-best average by all running backs in 2019. In 2020, Jacobs posted an average of 71.0 rushing yards per game and ranked 10th in the NFL and sixth in the AFC.

### ----- 2020 RUSHING YARDS PER GAME -----

Rank	Player	Team	Rush Yds/G
1.	Derrick Henry	Titans	126.7
2.	Dalvin Cook	Vikings	111.2
3.	Nick Chubb	Browns	88.9
4.	Aaron Jones	Packers	78.9
5.	Jonathan Taylor	Colts	77.9
6.	James Robinson	Jaguars	76.4
7.	Miles Sanders	Eagles	72.3
8t.	David Montgomery	Bears	71.3
8t.	Joe Mixon	Bengals	71.3
10.	<b>Josh Jacobs</b>	<b>Raiders</b>	<b>71.0</b>

### ----- 2019 RUSHING YARDS PER GAME -----

Rank	Player	Team	Rush Yds/G
1.	Derrick Henry	Titans	102.7
2.	Nick Chubb	Browns	93.4
3.	<b>Josh Jacobs</b>	<b>Raiders</b>	<b>88.5</b>
4.	Christian McCaffrey	Panthers	86.7
5.	Ezekiel Elliott	Cowboys	84.8

## RB RANKINGS SINCE 2019

Since entering the league in 2019, **RB Josh Jacobs** has been one of the most productive running backs in the National Football League. Jacobs ranks in the Top-6 in both rushing yards and rushing touchdowns among all running backs:

### ----- MOST RUSHING TDs SINCE 2019 (AMONG RBs) -----

Rank	Player	Team	Rush TDs
1.	Derrick Henry	Titans	43
2.	Dalvin Cook	Vikings	33
3.	Aaron Jones	Packers	28
4t.	Nick Chubb	Browns	26
4t.	Ezekiel Elliott	Cowboys	26
6t.	<b>Josh Jacobs</b>	<b>Raiders</b>	<b>25</b>
6t.	Jonathan Taylor	Colts	25

### ----- MOST RUSHING YARDS SINCE 2019 (AMONG RBs) -----

Rank	Player	Team	Rush Yards
1.	Derrick Henry	Titans	4,504
2.	Dalvin Cook	Vikings	3,465
3.	Nick Chubb	Browns	3,428
4.	Ezekiel Elliott	Cowboys	3,056
5.	Aaron Jones	Packers	2,752
6.	<b>Josh Jacobs</b>	<b>Raiders</b>	<b>2,635</b>

## ROOKIE RECORD HOLDER

Just eight games into his rookie campaign, **RB Josh Jacobs** etched himself among the many Raiders greats, surpassing Marcus Allen's 37-year-old franchise record for rushing yards in a single season by a rookie. A look below is where Jacobs stands.

### ----- RAIDERS ROOKIE SINGLE-SEASON MARKS -----

Rank	Player	Year	Rushing Yards
1.	<b>Josh Jacobs</b>	<b>2019</b>	<b>1,150</b>
1.	Marcus Allen	1982	697
2.	Arthur Whittington	1978	661
4.	Greg Robinson	1993	591
5.	Bo Jackson	1987	554

*\*Jacobs also broke a tie with Marcus Allen for the most 100-yard rushing games as a rookie in club history with his fourth in Week 11.*

## ALL-TIME SINGLE SEASON LEADERS

In Week 13 of 2019, **RB Josh Jacobs** has become just the 12th player in Raiders lore to rush for 1,000 yards in a single season and did so in just his 12th career contest. He is one of four players in franchise history to accomplish the feat through the first 12 games of a season. Jacobs is also the only rookie in franchise history to cross 1,000 yards in a single season. Jacobs crossed the 1,000-yard mark in 2020 and became just the third player in club history to record multiple seasons with 1,000 rushing yards. Jacobs is just the 33rd player in NFL history and first in club history to begin his career with back-to-back 1,000 yard campaigns. A look below shows where he ranks in Raiders history.

### ----- RAIDERS SINGLE-SEASON RUSHING LEADERS -----

Rank	Player	Year	Rushing Yards
1.	Marcus Allen	1985	1,759
2.	Napoleon Kaufman	1997	1,294
3.	Mark van Eeghen	1977	1,273
4.	Marcus Allen	1984	1,168
5.	Darren McFadden	2010	1,157
6.	<b>Josh Jacobs</b>	<b>2019</b>	<b>1,150</b>
7.	Harvey Williams	1995	1,114
8.	Marv Hubbard	1972	1,100
9.	Clem Daniels	1963	1,099
10.	Mark van Eeghen	1978	1,080
11.	Latavius Murray	2015	1,066
12.	<b>Josh Jacobs</b>	<b>2020</b>	<b>1,065</b>
12.	Tyrone Wheatley	2000	1,046
13.	LaMont Jordan	2005	1,025
14.	Marcus Allen	1983	1,014
15.	Mark van Eeghen	1976	1,012



## 2019 NFL RUSHING LEADERS

**RB Josh Jacobs** rushed for 1,150 yards in just his first 13 contests as a rookie, good for eighth-most in the NFL. In Week 11, Jacobs became the 12th player in NFL history with at least 900 yards (923) through a player's first 10 career games. Jacobs crossed the 1,000-yard barrier in Week 13, marking the 16th time in club history a player has rushed for 1,000 yards. Below shows a closer look at rushing leaders across the league.

### ----- 2019 NFL RUSHING LEADERS -----

Rank	Player	Team	Rushing Yards
1.	Derrick Henry	Titans	1,540
2.	Nick Chubb	Browns	1,494
3.	Christian McCaffrey	Panthers	1,387
4.	Ezekiel Elliott	Cowboys	1,357
5.	Chris Carson	Seahawks	1,230
6.	Lamar Jackson	Ravens	1,206
7.	Leonard Fournette	Jaguars	1,152
8.	<b>Josh Jacobs</b>	<b>Raiders</b>	<b>1,150</b>
9.	Joe Mixon	Bengals	1,137
10.	Dalvin Cook	Vikings	1,135

*\*Jacobs' 1,150 yards on the ground rank first in franchise history among all rookie rushers, topping Marcus Allen's previous record of 697 yards set in 1982.*

## RAIDERS DEBUT

**RB Josh Jacobs'** 85 yards on the ground in Week 1 of 2019 ranks third in franchise history among all rookies in their NFL debut.

### ----- MOST RUSHING YARDS IN RAIDERS DEBUT -----

Year	Player	Yards	TDs
1982	Marcus Allen	116	1
1965	Roger Hagberg	87	0
2019	<b>Josh Jacobs</b>	<b>85</b>	<b>2</b>
2016	Jalen Richard	84	1

*\*Jacobs also became the first Raiders player since 1972 to score multiple TDs in his NFL debut.*

## ELITE ROOKIE SEASON

**RB Josh Jacobs** ranked among NFL history's elite when it comes to rushing yards as a 21-year-old. Shown below is the Top-15 season performances by a player 21-or-younger in a single-season in the NFL.

Rank	Player	Year	Yards
1.	Ezekiel Elliott	2016	1,631
2.	Edgerrin James	1999	1,553
3.	Clinton Portis	2002	1,508
4.	Barry Sanders	1989	1,470
5.	Jerome Bettis	1993	1,429
6.	Jamal Lewis	2000	1,364
7.	Saquon Barkley	2018	1,307
8.	Marshall Faulk	1994	1,282
9.	Jonathan Taylor	2020	1,169
10.	<b>Josh Jacobs</b>	<b>2019</b>	<b>1,150</b>
11.	Marshawn Lynch	2007	1,115
12.	Todd Gurley	2015	1,106
13.	Rashaan Salaam	1995	1,074
14.	Maurice Jones-Drew	2008	941
15.	Emmitt Smith	1990	937



## ROOKIE OF THE MONTH

After a strong start to his rookie campaign in 2019, **RB Josh Jacobs** owned the month of October and became the first rookie in franchise history to be named NFL Offensive Rookie of the Month, joining **CB Charles Woodson** (1998) as the only other rookie in club history to earn the honor on either side of the ball. Take a look at some of his stats from the month of October below.

**Stat line:** Rushed 62 times for 313 yards and two rushing touchdowns, adding eight receptions for 45 yards in just three games during the month of October.

● **Two 100-yard rushing contests.**

○ Tied for first in the NFL among all players during the month of October.

○ First in the NFL among rookies during the month of October.

● **Most rushing yards (123) by a rookie running back in the 27 NFL games played in London since 2007.**

● **Averaged 104.3 rushing yards per game in October.**

○ Ranked fourth in the NFL during the month of October.

○ Ranked third in the AFC during the month of October.

○ Ranked first among all rookies during the month of October.

● **313 rushing yards in October.**

○ Ranked seventh in the NFL during the month of October.

○ Ranked fourth in the AFC during the month of October.

○ Ranked first among all rookies during the month of October.

○ Most rushing yards by a Raiders rookie during the month of October in franchise history (and did so in just three contests).

● **Averaged 5.05 yards per carry in the month of October.**

○ Ranked first in the NFL among all players with at least 60 carries during the month of October.

## 2X ROOKIE OF THE MONTH

**RB Josh Jacobs** continued to roll in the month of November in 2019 and tacked on his second consecutive NFL Offensive Rookie of the Month Award, becoming the first Raider in club history with two Rookie of the Month honors. Jacobs is the first rookie in the NFL to win the award in consecutive months since Odell Beckham Jr. did so in November and December of 2014.

**Stat line:** Rushed 94 times for 441 yards and three rushing touchdowns, adding seven receptions for 44 yards from Weeks 9-13.

● **Three 100-yard rushing contests.**

○ Ranked tied for first in the NFL among all players.

○ Ranked first in the NFL among rookies.

● **Four 100-yard scrimmage contests.**

○ Ranked second in the NFL among all players.

○ Ranked first in the AFC among all players.

○ Ranked first in the NFL among all rookies.

● **Rushed for three touchdowns.**

○ Ranked tied for fifth in the NFL among all players.

○ Ranked first in the NFL among all rookies.

● **Averaged 88.2 rushing yards per game.**

○ Ranked fourth in the NFL among all players.

○ Ranked first in the NFL among rookies.

● **441 rushing yards.**

○ Ranked second in the NFL among all players.

○ Ranked first in the NFL among all rookies.

○ And in doing so, became just the 12th player in club history with 1,000 yards in a season

○ First rookie to ever do so.

○ Fourth player in team history to do so in the first 12 games of a season.

○ Led all rookies with 1,061 rushing yards and ranked fourth in the NFL overall.

## 2019 ROOKIE LEADER

**RB Josh Jacobs** paced all rookies in the league in every major rushing category in 2019. Those stats are highlighted below.

----- RUSHING TDs AMONG NFL ROOKIES -----

Rk.	Player	Rush TDs
1.	<b>Josh Jacobs (Oak.)</b>	<b>7</b>
2.	David Montgomery (Chi.)	6
3.	Two Tied	4

----- RUSHING YARDS AMONG NFL ROOKIES -----

Rk.	Player	Rush Yards
1.	<b>Josh Jacobs (Oak.)</b>	<b>1,150</b>
2.	David Montgomery (Chi.)	889
3.	Miles Sanders (Phi.)	818

----- RUSHING YARDS/GAME AMONG NFL ROOKIES -----

Rk.	Player	Yards/Game
1.	<b>Josh Jacobs (Oak.)</b>	<b>88.5</b>
2.	Devin Singletary (Buf.)	64.6
3.	David Montgomery (Chi.)	55.6

----- YARDS AFTER CONTACT AMONG NFL ROOKIES -----

Rk.	Player	Rush YAC
1.	<b>Josh Jacobs (Oak.)</b>	<b>686</b>
2.	David Montgomery (Chi.)	399
3.	Devin Singletary (Buf.)	365

----- RUSHING 1ST DOWNS AMONG NFL ROOKIES -----

Rk.	Player	1st Downs
1.	<b>Josh Jacobs (Oak.)</b>	<b>53</b>
2.	David Montgomery (Chi.)	50
3.	Devin Singletary (Buf.)	37

## ROOKIE TOP SINGLE GAMES

In Week 9 of 2019, **RB Josh Jacobs** recorded his third game with at least 120 yards on the ground, marking a new franchise record by a rookie running back and breaking Marcus Allen's previous record of two such games. A look below shows some of Jacobs' top rushing performances in 2019 and where they rank in Raiders lore.

----- RAIDERS ROOKIE SINGLE-GAME MARKS -----

Rank	Player	Year	Rushing Yards
1.	Bo Jackson	1987	221
2.	Darren McFadden	2008	164
3.	Marcus Allen	1982	156
4.	Arthur Washington	1978	134
5.	Marcus Allen	1982	126
6.	<b>Josh Jacobs</b>	<b>2019 (Week 7)</b>	<b>124</b>
7.	<b>Josh Jacobs</b>	<b>2019 (Week 5)</b>	<b>123</b>
8.	<b>Josh Jacobs</b>	<b>2019 (Week 9)</b>	<b>120</b>
9.	Marcus Allen	1982	116
10.	<b>Josh Jacobs</b>	<b>2019 (Week 11)</b>	<b>112</b>
11.	<b>Josh Jacobs</b>	<b>2019 (Week 13)</b>	<b>104</b>
12t.	<b>Josh Jacobs</b>	<b>2019 (Week 2)</b>	<b>99</b>
12t.	DeAndre Washington	2016	99

\*Jacobs is the first running back with at least three games of multi-ple rush touchdowns in his first season since Ezekiel Elliott had five in 2016.

## DARREN WALLER



In 2018, **TE Darren Waller** was signed by the Raiders off of the Baltimore Ravens' practice squad. In 2019, Waller led the team in receptions and receiving yards. Waller's receptions (90), receiving yards (1,145), receiving touchdowns (three) and first-down receptions (53) all led the team. Waller broke the club record and led the NFL among his position group with five 100-yard contests. In one of the most historic receiving campaigns in franchise history, Waller earned his first Pro Bowl selection after leading the team in all major receiving categories and setting a new club record with 107 receptions, topping Tim Brown's previous mark of 104 catches in 1997. Waller also posted career highs in receiving yards (1,196) and touchdown receptions (nine). He also tied his own record set in 2019 with five games of at least 100 receiving yards. Waller finished the campaign rattling off three straight games with over 100 receiving yards, becoming only the third Raider to accomplish the feat since the merger: Hall of Famer Tim Brown in 1999, Cliff Branch in 1974 and 1976.

# 83

### ----- DARREN WALLER'S CAREER STATISTICS -----

Year	Team	GP	GS	Rec.	Yds.	Avg.	Lg.	TD
2015	Bal.	6	1	2	18	9.0	17	0
2016	Bal.	12	3	10	85	8.5	15	2
2017	Bal.	(Reserve/Suspended List)						
2018	Oak.	4	0	6	75	12.5	44	0
2019	Oak.	16	16	90	1,145	12.7	75	3
2020	LV	16	15	107	1,196	11.2	38t	9
2021	LV	10	10	53	643	12.1	33	2
<b>Totals</b>		<b>64</b>	<b>45</b>	<b>268</b>	<b>3,162</b>	<b>11.8</b>	<b>75</b>	<b>16</b>

## ALL-TIME RECEPTIONS

In 2020, **TE Darren Waller** recorded a franchise-record 107 receptions, breaking Hall of Famer WR Tim Brown's previous mark of 104 receptions set during the 1997 campaign. Waller finished fourth in the NFL and first among all tight ends.

### ----- MOST RECEPTIONS BY A PLAYER IN CLUB HISTORY -----

Rank	Player	Year	Receptions
1.	<b>Darren Waller</b>	<b>2020</b>	<b>107</b>
2.	Tim Brown	1997	104
3.	Todd Christensen	1986	95
4t.	Jerry Rice	2002	92
4t.	Todd Christensen	1983	92
6t.	Tom Brown	2001	91
6t.	Charlie Garner	2002	91
8t.	<b>Darren Waller</b>	<b>2019</b>	<b>90</b>
8t.	Tim Brown	1999	90
8t.	Tim Brown	1996	90

Waller became just the sixth tight end in NFL history to record 100 receptions in a single season.

### ----- TIGHT ENDS WITH 100 RECEPTIONS IN A SEASON ----- (NFL HISTORY)

Rank	Player	Year	Receptions
1.	Zach Ertz (Phi.)	2018	116
2.	Jason Witten (Dal.)	2012	110
3.	<b>Darren Waller (LV)</b>	<b>2020</b>	<b>107</b>
4.	Travis Kelce (KC)	2020	105
5.	Travis Kelce (KC)	2018	103
6.	Tony Gonzalez (KC)	2004	102
7.	Dallas Clark (Ind.)	2009	100

## 2020 NFL RECEIVING LEADERS

Waller finished 2020 with a career-high and franchise-record 107 receptions on the year, tallying double-digit receptions in two contests, including 13 contests with at least five receptions. His 13 such contests in a single season mark a new franchise record and tied for second-most in the NFL this season.

### --- RECEPTION LEADERS IN 2020 ---

Rank	Player	Team	Receptions	Targets
1.	Stefon Diggs	Buffalo	127	166
2t.	DeAndre Hopkins	Arizona	115	160
2t.	Davante Adams	Green Bay	115	149
4.	<b>Darren Waller</b>	<b>Las Vegas</b>	<b>107</b>	<b>145</b>
5.	Travis Kelce	Kansas City	105	145
6.	Allen Robinson	Chicago	105	151
7t.	Keenan Allen	L.A. Chargers	100	147
7t.	Tyler Lockett	Seattle	100	132
9.	JuJu Smith-Schuster	Pittsburgh	97	136
10.	Robby Anderson	Carolina	95	124



## 200 YARD CLUB

In Week 13 of 2020 against the New York Jets, **TE Darren Waller** became just the fourth Raider and first tight end to log 200 receiving yards in a contest. The single-game all-time leaders in franchise lore are shown below.

### ----- MOST RECEIVING YARDS BY A TE IN CLUB HISTORY -----

Rank	Player	Year	Receptions	Yards
1.	Art Powell	1963	10	247
2.	Amari Cooper	2016	11	210
3.	Art Powell	1965	11	206
<b>4.</b>	<b>Darren Waller</b>	<b>2020</b>	<b>13</b>	<b>200</b>
5.	Warren Wells	1970	7	198
6.	Jessie Hester	1986	4	193
7.	Tim Brown	1999	11	190
8.	Tim Brown	1993	10	183
9.	Art Powell	1963	7	181
10.	Jared Cook	2018	9	180

## TOUCHDOWN RECEPTIONS

In 2020, **TE Darren Waller** became just the fifth Raiders tight end in club history to log at least nine touchdown receptions and the first to do so since Rickey Dudley in 1999. Waller finished third in 2020 among tight ends with nine scores.

### ----- MOST TD RECEPTIONS IN CLUB HISTORY (TEs) -----

Rank	Player	Year	TD Receptions
1.	Todd Christensen	1983	12
2t.	Dave Casper	1976	10
2t.	Billy Cannon	1967	10
<b>4t.</b>	<b>Darren Waller</b>	<b>2020</b>	<b>9</b>
4t.	Dave Casper	1978	9
4t.	Rickey Dudley	1999	9
7t.	Raymond Chester	1979	8
7t.	Todd Christensen	1986	8
7t.	Raymond Chester	1972	8

### ----- MOST TD RECEPTIONS IN 2020 -----

Rank	Player	Team	TD Receptions
1.	Davante Adams	Green Bay	18
2.	Tyreek Hill	Kansas City	15
3.	Adam Thielen	Minnesota	14
4.	Mike Evans	Tampa Bay	13
5t.	A.J. Brown	Tennessee	11
5t.	Travis Kelce	Kansas City	11
5t.	Robert Tonyan	Green Bay	11
8t.	Tyler Lockett	Seattle	10
8t.	DK Metcalf	Seattle	10
<b>10t.</b>	<b>Darren Waller</b>	<b>Las Vegas</b>	<b>9</b>

## 200 YARDS AND TWO TDs

In Week 13 of 2020, **TE Darren Waller** logged one of the greatest performances from a tight end in NFL history, tallying 13 receptions for 200 yards and two touchdowns. He set a franchise record for most receiving yards by a tight end and became just the third player in club lore to record at least 200 receiving yards in a game. More accolades from his career day are shown below.

### ----- 200 Receiving Yards and Two TDs (NFL HISTORY, TEs) -----

Player	Team	Years
Jackie Smith	St. Louis Cardinals	1963
Rich Caster	New York Jets	1972
Shannon Sharpe	Denver Broncos	2002
<b>Darren Waller</b>	<b>Las Vegas Raiders</b>	<b>2020</b>

### ----- 10 Rec., 150 Rec. Yards & 2 TDs, (NFL History, TEs) -----

Player	Team	Years
Shannon Sharpe	Denver Broncos	1996 & 2002
Travis Kelce	Kansas City Chiefs	2018
Kellen Winslow	San Diego Chargers	1983
Todd Christensen	Los Angeles Raiders	1983
<b>Darren Waller</b>	<b>Las Vegas Raiders</b>	<b>2020</b>

### ----- 10 Receptions, 150 Receiving Yards & 2 TDs (Raiders) -----

Player	Years	Games
Art Powell	1963, 1965	2
Tim Brown	1993	1
Todd Christensen	1983	1
Amari Cooper	2017	1
<b>Darren Waller</b>	<b>2020</b>	<b>1</b>

## WALLER'S RECEPTIONS

In Week 13 of 2020 against the New York Jets, **TE Darren Waller** shined and hauled in a career-high 13 passes in the contest, the second-most among NFL tight ends last season.

### --- SINGLE-GAME RECEPTIONS IN 2020 ---

Rank	Player	Opponent	Week	Receptions
1.	Keenan Allen (LAC)	N.Y. Jets	11	16
2t.	George Kittle (SF)	Philadelphia	4	15
2t.	Tyler Lockett (Sea.)	Arizona	7	15
4t.	DeAndre Hopkins (Ari.)	San Francisco	1	14
4t.	Davante Adams (GB)	Indianapolis	1	14
<b>6t.</b>	<b>Darren Waller (LV)</b>	<b>N.Y. Jets</b>	<b>13</b>	<b>13</b>
6t.	Tyreek Hill (KC)	Tampa Bay	12	13
6t.	Keenan Allen (LAC)	Carolina	3	13
6t.	Alvin Kamara (NO)	Green Bay	3	13
6t.	Davante Adams (GB)	Houston	7	13
6t.	Logan Thomas (Was.)	Seattle	15	13
<b>12t.</b>	<b>Darren Waller (LV)</b>	<b>New Orleans</b>	<b>2</b>	<b>12</b>
12t.	Emmanuel Sanders (Den.)	L.A. Chargers	5	12
12t.	Jakobi Meyers (NE)	N.Y. Jets	9	12
12t.	Amari Cooper (Dal.)	Cleveland	4	12
12t.	DK Metcalf (Sea.)	San Francisco	8	12
12t.	Diontae Johnson (Pit.)	Jacksonville	11	12
12t.	Robert Woods (LAR)	Tampa Bay	11	12
12t.	Tyler Lockett (Sea.)	San Francisco	17	12

\*\*\*Waller's 12 receptions on Monday Night Football in Week 2 rank second-most in NFL history in the primetime slot among all tight ends, trailing only TE Jason Witten.



## TIGHT END RANKINGS SINCE 2019

Since the beginning of the 2019 campaign, **TE Darren Waller** has been one of the most productive tight ends in the National Football League. Waller ranked in the Top-2 in both receptions and receiving yards among all tight ends.

### ----- MOST RECEPTIONS SINCE 2019 (AMONG TEs) -----

Rank	Player	Team	Receptions
1.	Travis Kelce	Kansas City	269
2.	<b>Darren Waller</b>	<b>Las Vegas</b>	<b>250</b>
3.	Mark Andrews	Baltimore	182
4.	George Kittle	San Francisco	168
5.	Zach Ertz	Arizona	164

### ----- MOST RECEIVING YARDS SINCE 2019 (AMONG TEs) -----

Rank	Player	Team	Rec. Yards
1.	Travis Kelce	Kansas City	3,466
2.	<b>Darren Waller</b>	<b>Las Vegas</b>	<b>2,984</b>
3.	Mark Andrews	Baltimore	2,314
4.	George Kittle	San Francisco	2,112
5.	Mike Gesicki	Miami	1,869

## STOCK'S UP ON WALL STREET

In 2019, **TE Darren Waller** became the second tight end in franchise history to record 1,000 receiving yards in a single season. In 2020, he became just the first tight end in club lore to record 90 receptions and 1,000 receiving yards in consecutive seasons.

### ----- MOST RECEIVING YARDS BY A TE IN CLUB HISTORY -----

Rank	Player	Year	Receptions	Yards
1.	Todd Christensen	1983	92	1,247
2.	<b>Darren Waller</b>	<b>2020</b>	<b>107</b>	<b>1,196</b>
3.	Todd Christensen	1986	95	1,153
4.	<b>Darren Waller</b>	<b>2019</b>	<b>90</b>	<b>1,145</b>
5.	Todd Christensen	1984	80	1,007
6.	Todd Christensen	1985	82	987
7.	Jared Cook	2018	68	896
8.	Dave Casper	1978	62	852
9.	Brandon Myers	2012	79	806
10.	Zach Miller	2009	66	805

## ALL-TIME SINGLE-GAMES

In Week 13 of 2020 against the New York Jets, **TE Darren Waller** recorded 13 receptions in his career day. Shown below are the all-time leaders in franchise history for most receptions in a single game.

### ----- MOST RECEIVING YARDS BY A TE IN CLUB HISTORY -----

Rank	Player	Year	Receptions	Yards
1.	<b>Darren Waller</b>	<b>2020</b>	<b>13</b>	<b>200</b>
2.	Jared Cook	2018	9	180
3.	Todd Christensen	1986	11	173
4.	Todd Christensen	1986	11	158
5.	Todd Christensen	1983	11	152
6.	<b>Darren Waller</b>	<b>1963</b>	<b>9</b>	<b>150</b>
7.	Todd Christensen	1983	8	140
8.	Zach Miller	2009	6	139
9t.	Todd Christensen	1983	8	136
9t.	Dave Casper	1976	12	136
11.	<b>Darren Waller</b>	<b>2019</b>	<b>13</b>	<b>134</b>

### ----- MOST RECEPTIONS BY A PLAYER IN CLUB HISTORY -----

Rank	Player	Year	Receptions
1t.	Tim Brown	1997	14
1t.	Brandon Myers	2012	14
3t.	<b>Darren Waller</b>	<b>2020</b>	<b>13</b>
3t.	<b>Darren Waller</b>	<b>2019</b>	<b>13</b>
3t.	Darren McFadden	2012	13
7t.	<b>Darren Waller</b>	<b>2020</b>	<b>12</b>
7t.	Dave Casper	1976	12
7t.	Amari Cooper	2016	12
7t.	Tim Brown	1995	12

## 12-PLUS CATCH CONTESTS

**TE Darren Waller** tied Tim Brown for the most games with at least 12 receptions in franchise history.

### ----- Most Games With 12-Plus Receptions -----

Rank	Player	Games
1t.	<b>Darren Waller</b>	<b>3</b>
1t.	Tim Brown	3
3t.	Dave Casper	1
3t.	Amari Cooper	1
3t.	Darren McFadden	1
3t.	Brandon Myers	1





## YANNICK NGAKOUÉ



Defensive end enters his first season with the Silver and Black after compiling 45.5 sacks over his first five seasons in the NFL with the Jacksonville Jaguars (2016-19), Minnesota Vikings (2020) and Baltimore Ravens (2020)...Since sacks became an official stat in 1982, became just the fifth player in NFL history to record at least eight sacks in his first six seasons in the league, joining Aaron Donald, DeMarcus Ware, Derrick Thomas and Reggie White...Ranks tied for first in the NFL with 20 forced fumbles since 2016...Ranks second in Jaguars history with 37.5 career sacks and is tied for first with eight multi-sack contests...In 2020, appeared in 15 contests (six with the Vikings and nine with the Ravens), recording his fifth season with at least eight sacks...Started in all 15 appearances in 2019, totaling a career-best 41 tackles (36 solo), while adding eight sacks, six passes defended, four forced fumbles and one fumble recovery...In 2018, started in all 16 contests for the second consecutive season, logging the second-most sacks of his career (9.5)...Earned his first Pro Bowl nod in 2017 after recording career highs in sacks (12.0), forced fumbles (six) and fumble recoveries (two)...As a rookie in 2016, joined LB Tamba Hali (2006), LB Terrell Suggs (2003), DE Julius Peppers and LB Charles Haley (1986) as the only rookies to log at least eight sacks, four forced fumbles and one INT.

### ----- YANNICK NGAKOUÉ STATS -----

Year	GP	GS	Total	Solo	Asst.	Sacks	Yds.	INTs	PD	FF
2016	16	15	23	20	3	8.0	45.0	1	2	4
2017	16	16	30	24	6	12.0	85.0	0	0	6
2018	16	16	28	25	3	9.5	62.5	0	1	0
2019	15	15	41	36	5	8.0	56.0	1	6	4
2020	15	8	23	23	0	8.0	43.0	0	1	4
2021	11	11	22	14	8	8.0	32.0	0	3	2
<b>Totals</b>	<b>89</b>	<b>81</b>	<b>167</b>	<b>142</b>	<b>25</b>	<b>53.5</b>	<b>323.5</b>	<b>2</b>	<b>13</b>	<b>20</b>

## NFL SACK LEADERS SINCE 2016

**DE Yannick Ngakoué** became just the fifth player in NFL history to record at least eight sacks in his first six seasons in the league, joining Aaron Donald, DeMarcus Ware, Derrick Thomas and Reggie White. Below is where he ranks amongst the NFL leaders in sacks since 2016:

### ----- NFL SACK LEADERS SINCE 2016-----

Rank	Player	Sacks
1.	Aaron Donald	71.5
2.	Chandler Jones	69.0
3.	T.J. Watt	62.0
4.	Cameron Jordan	59.5
5.	Khalil Mack	57.5
6.	Myles Garrett	56.5
7.	Joey Bosa	55.0
8.	Danielle Hunter	54.5
9.	<b>Yannick Ngakoué</b>	<b>53.5</b>
10.	Von Miller	50.5

## FORCED FUMBLES

Since entering the NFL in 2016, DE Yannick Ngakoué ranks tied for first in the league with 20 forced fumbles.

### ----- NFL LEADERS IN FORCED FUMBLES SINCE 2016 ----

Rank.	Player	Forced Fumbles
1t.	<b>Yannick Ngakoué</b>	<b>20</b>
1t.	Khalil Mack	20
1t.	T.J. Watt	20
1t.	Chandler Jones	20
5.	Aaron Donald	18

## ALL-TIME JAGUAR

**DE Yannick Ngakoué** owns the second-most career sacks in Jacksonville Jaguars history (2016-19), behind Tony Brackens (55.0). His 37.5 sacks were the most by a Jaguars player through 63 career games. Below is the list of Jaguars' all-time sack leaders:

### ----- MOST SACKS, FRANCHISE HISTORY-----

Rank	Player	Years	Sacks
1.	Tony Brackens	1996-03	55.0
2.	<b>Yannick Ngakoué</b>	<b>2016-19</b>	<b>37.5</b>
3.	Joel Smeenge	1995-00	34.0
4.	Calais Campbell	2017-19	31.5
5.	John Henderson	2002-09	29.0

### ----- MOST SACKS, 63 CAREER GAMES OR FEWER, FRANCHISE HISTORY-----

Rank	Player	Years	Sacks
1.	<b>Yannick Ngakoué</b>	<b>2016-19</b>	<b>37.5</b>
2.	Tony Brackens	1996-00	32.0
3.	Bobby McCray	2004-07	22.0

### ----- MOST SACKS, SINGLE SEASON, FRANCHISE HISTORY-----

Rank.	Player	Sacks
1.	Calais Campbell (2017)	14.5
2t.	<b>Yannick Ngakoué (2017)</b>	<b>12.0</b>
2t.	Tony Brackens (1999)	12.0
4	Tony Brackens (2001)	11.0
5t.	Josh Allen (2019)	10.5
5t.	Calais Campbell (2018)	10.5
5t.	Kevin Hardy (1999)	10.5

## AFC DEFENSIVE PLAYER OF THE WEEK

Ngakoué earned his first career AFC Defensive Player of the Week Award in Week 7 of 2021 after posting the stats below:

**Stat line: Finished with four tackles (two solo), two tackles for loss, two sacks, two quarterback hits and two passes defended.**

### ● Recorded two sacks

oHis two sacks ranked tied for second in the AFC and tied for third in the NFL in Week 7.

oRegistered his 12th career multi-sack game and second multi-sack game this season.

### ●Recorded two passes defended

oHis two passes defended were the most in the NFL amongst defensive ends and tied for fifth-most overall in the AFC in Week 7.

oHis two passes defended marked a new career high.

oWas the only player in the NFL with at least two sacks and two passes defended in Week 7.

### ●Recorded two tackles for loss

oHis two tackles for loss ranked tied for first in the AFC and tied for second in the NFL amongst defensive ends in Week 7.

### ●Recorded four total tackles

oHis four tackles ranked tied for third-most amongst defensive ends in the AFC in Week 7.

### ●Registered two quarterback hits

oHis two quarterback hits ranked tied for second in the AFC and tied for fourth in the NFL in Week 7.

## DeSean Jackson



A three-time Pro Bowler and Associated Press All-Pro honoree in 2009, Jackson has led the NFL in yards per reception four times in his career: 2018 (18.9), 2016 (17.9), 2014 (20.9), 2010 (22.5)...Is 1 of 3 only players in Eagles history to register at least three seasons with 1,000-plus receiving yards...Is tied with for the most punt return

TDs(4) in Eagles' franchise history...Owns the third-most career receiving yards (11,017) among active players since being drafted by the Philadelphia Eagles in the second round (49th overall) of the 2008 NFL Draft...The 5-foot-10, 175-pound wide receiver has made stops with the Los Angeles Rams (2021), Philadelphia (2008-13, 19-20), Tampa Bay (2017-18) and Washington (2014-16)...A native of Long Beach, Calif., Jackson played three years at California (2005-07), starting 34-of-36 games...He finished his collegiate career with 162 receptions for 2,423 yards with 22 touchdowns, while rushing 24 times for 199 yards and one touchdown.

### ----- DESEAN JACKSON'S CAREER STATISTICS -----

Year	Team	GP	GS	Rec.	Yds.	Avg.	Lg.	TD
2008	Phi.	16	15	62	912	14.7	60	2
2009	Phi.	15	15	62	1,156	18.6	71t	9
2010	Phi.	14	14	47	1,056	22.5	91t	6
2011	Phi.	15	15	58	961	16.6	62t	4
2012	Phi.	11	11	45	700	15.6	77t	2
2013	Phi.	16	16	82	1,332	16.2	61t	9
2014	Was.	15	13	56	1,169	20.9	81t	6
2015	Was.	9	9	30	528	17.6	77t	4
2016	Was.	15	15	56	1,005	17.9	80t	4
2017	TB	14	13	50	668	13.4	41	3
2018	TB	12	10	41	774	18.9	75t	4
2019	Phi.	3	3	9	159	17.7	53t	2
2020	Phi.	5	5	14	236	16.9	81t	1
2021	LAR/LV	10	0	12	361	30.1	75t	2
<b>Totals</b>		<b>170</b>	<b>154</b>	<b>624</b>	<b>11,017</b>	<b>17.7</b>	<b>91t</b>	<b>58</b>

## EXPLOSIVE PLAYS

Below is where Jackson ranks in NFL history on explosive plays of 25-plus yards all-time in NFL history, as well as where he ranks among active players on receptions of 40-plus and 50-plus yards since entering the league in 2008.

### --- MOST 25-PLUS YARD RECEPTIONS IN NFL HISTORY ---

Rank	Player	Years	Receptions
1.	Randy Moss	1998-2012	161
2.	Terrell Owens	1996-2010	158
3.	Steve Smith Sr.	2001-16	141
4.	Isaac Bruce	1994-2009	138
5.	<b>DeSean Jackson</b>	<b>2008-21</b>	<b>136</b>

### --- MOST 40-PLUS YARD RECEPTIONS SINCE 2008 ---

Rank	Player	Receptions
1.	<b>DeSean Jackson</b>	<b>70</b>
2t.	A.J. Green	43
2t.	Mike Wallace	43
4t.	T.Y. Hilton	41
4t.	Julio Jones	41
6t.	Antonio Brown	40
6t.	Calvin Johnson	40
8t.	Tyreek Hill	32
8t.	Brandin Cooks	32
8t.	Jordy Nelson	32
8t.	Steve Smith Sr.	32

### --- MOST 50-PLUS YARD RECEPTIONS SINCE 2008 ---

Rank	Player	Receptions
1.	<b>DeSean Jackson</b>	<b>46</b>
2.	Mike Wallace	26
3.	Jordy Nelson	24
4t.	A.J. Green	23
4t.	Calvin Johnson	23
6t.	T.Y. Hilton	19
6t.	Julio Jones	19
8.	Steve Smith Sr.	17
9t.	Antonio Brown	16
9t.	Dez Bryant	16
9t.	Vincent Jackson	16

## CAREER RECEIVING YARDS LEADERS

Among active players, the three-time Pro Bowler ranks third in career receiving yards (11,017) among active players.

### --- CAREER RECEIVING YARDS AMONG ACTIVE PLAYERS ---

Rank	Player	Years	Rec. Yds.
1.	Julio Jones	2011-21	13,232
2.	Antonio Brown	2010-21	12,164
3.	<b>DeSean Jackson</b>	<b>2008-21</b>	<b>11,017</b>
4.	DeAndre Hopkins	2013-21	10,495
5.	A.J. Green	2011-21	9,968

## CAREER RECEIVING AVG. LEADERS

Jackson's speed has been on full display through his 14 seasons in the NFL, as he leads the NFL in 40-plus yard receptions (70) since entering the league in 2008 and ranks sixth all-time in yards per reception (17.7) in NFL history. Below is where Jackson ranks in receiving average in NFL history (min. 500 receptions):

### ----- RECEIVING AVERAGE LEADERS IN NFL HISTORY (min. 500 recs) -----

Rank	Player	Years	Rec. Avg.
1.	Stanley Morgan	1977-90	19.2
2.	Lance Alworth	1962-72	18.9
3.	Don Maynard	1958-73	18.7
4.	James Lofton	1978-93	18.3
5.	Harold Jackson	1968-83	17.9
6.	<b>DeSean Jackson</b>	<b>2008-21</b>	<b>17.7</b>
7.	Mark Duper	1982-92	17.4
8.	Cliff Branch	1972-85	17.3
9.	Henry Ellard	1983-98	16.9
10.	Billy Howton	1952-63	16.8

## K.J. WRIGHT



Linebacker enters his 11th season after spending his first 10 seasons (2011-20) with the Seattle Seahawks...Originally a fourth-round draft pick (99th overall) by the club in the 2011 NFL Draft...In postseason action, Wright has played in 15 games with 14 starts and tallied 109 tackles (65), two sacks, six tackles for loss, one INT and four passes defended... Since entering the league in 2011, he has registered five 100-plus tackle seasons, including a career-best 132 tackles in 2019...His 934 career tackles from 2011-20 ranked third-most in Seahawks' history, while his five seasons of 100-or-more tackles rank as the second-most such seasons in club history...His 54 passes defended since 2011 rank tied for fifth-most among all NFL linebackers during that span.

### ----- K.J. WRIGHT STATS -----

Year	GP	GS	Total	Solo	Asst.	Sacks	Yds.	INTs	PD	FF
2011	16	12	61	46	15	2.0	9.0	0	3	1
2012	15	15	96	66	30	1.0	13.0	1	5	1
2013	13	13	80	46	34	1.5	4.5	0	4	0
2014	16	16	106	73	33	2.0	8.0	0	4	3
2015	16	16	116	71	45	1.0	11.0	0	3	4
2016	16	16	126	72	54	4.0	7.0	0	5	1
2017	15	15	108	71	37	0.0	0.0	1	6	0
2018	5	5	23	15	8	0.0	0.0	0	3	0
2019	16	16	132	67	65	0.0	0.0	3	11	0
2020	16	16	86	60	26	2.0	8.0	1	10	1
2021	11	4	29	14	15	0.0	0.0	0	0	0
<b>Totals</b>	<b>155</b>	<b>144</b>	<b>963</b>	<b>601</b>	<b>362</b>	<b>13.5</b>	<b>60.5</b>	<b>6</b>	<b>54</b>	<b>11</b>

### Honors

- 1x Pro Bowl (2016)
- Super Bowl XLVII Champion

## K DANIEL CARLSON



In his third year with the Silver and Black, **K Daniel Carlson** set the franchise record for most points scored in a single season (144), surpassing Sebastian Janikowski's previous mark of 142 points in 2010. Carlson played in all 16 games and converted on 33-of-35 field goals for a 94.3 field goal percentage to mark a new franchise record, improving upon his own record set during his rookie season and first year with the Raiders in 2018. He also compiled a Player of the Week and Player of the Month Award ranking first in the NFL in points scored (144), fourth in field goals made (33) and sixth in field goal percentage (94.3 percent).

Carlson was a perfect 4-of-4 from 50 yards and beyond in 2020, while leading the NFL in field goals made between 20-29 yards, as he finished a perfect 18-for-18 on the season. His four field goals made from 50-plus yards ranked tied for seventh-most in the NFL last season, while he was only one of four players who were perfect on field goal attempts from 50 yards in beyond (min. 3 attempts).

### --- TOTAL POINTS SCORED IN SINGLE-SEASON IN RAIDERS HISTORY ---

Rank	Player	Year	POINTS
1.	<b>Daniel Carlson</b>	<b>2020</b>	<b>144</b>
2.	Sebastian Janikowski	2010	142
3.	Jeff Jaeger	1993	132
4.	Sebastian Janikowski	2011	129
5.	Sebastian Janikowski	2002	128

### --- BEST SINGLE-SEASON FG % IN RAIDERS HISTORY ---

Rank	Player	Year	FG %
1.	<b>Daniel Carlson</b>	<b>2020</b>	<b>94.3</b>
2.	<b>Daniel Carlson</b>	<b>2018</b>	<b>94.1</b>
3.	Sebastian Janikowski	2012	91.2
4.	Sebastian Janikowski	2009	89.7
5.	Sebastian Janikowski	2004	89.3

## ALL-TIME ACTIVE TACKLE LEADERS

### ----- ALL-TIME NFL ACTIVE LEADERS IN TACKLES-----

Rank	Player	Years	Tackles
1.	Bobby Wagner	2012-21	1,339
2.	Lavonte David	2012-21	1,194
3.	Malcolm Jenkins	2009-21	989
4.	Demario Davis	2012-21	982
5.	<b>K.J. Wright</b>	<b>2011-21</b>	<b>963</b>
6.	Devin McCourty	2010-21	850
7.	Harrison Smith	2012-21	811
8.	Kareem Jackson	2010-21	782
9.	Calais Campbell	2008-21	751
10.	Eric Kendricks	2015-21	748

## AFC PLAYER OF THE WEEK

### AFC SPECIAL TEAMS PLAYER OF THE WEEK - WEEK 2

**2021 Stat line:** Was a perfect 4-for-4 on field goals and 2-of-2 on PATs, scoring 14 points. Converted on FG attempts of 33, 41, 45 and 46-yards.

### • Made four field goals

- o His four field goals made marked a new single-game career high.
- o His four field goals made were tied for second-most in the NFL in Week 2.
- o His four field goals made were tied for first in the AFC in Week 2.

### • Connected on three field goal attempts of 40-or-more yards

- o His three field goals made from 40-49 yards were the most such kicks made in the NFL in Week 2.

### • Scored 14 points

- o His 14 points scored marked a new single-game career high
- o His 14 points scored ranked third-most in the NFL in Week 2.
- o His 14 points scored ranked second-most in the AFC in Week 2.



ROSTERS



# ROSTER/ALPHABETICAL

NO.	NAME	POS	HT	WT	DOB	EXP	COLLEGE	HOMETOWN	HOW ACQ
24	Abram, Johnathan	S	6-0	205	10/25/1996	3	Mississippi State	Columbia, Miss.	D1c-'19
31	Barber, Peyton	RB	5-11	225	6/27/1994	6	Auburn	Alpharetta, Ga.	FA-'21
78	Barton, Jackson	T	6-7	302	8/8/1995	3	Utah	Salt Lake City, Utah	FA-'21
2	Carlson, Daniel	K	6-5	215	1/23/1995	4	Auburn	Colorado Springs, Colo.	FA-'18
4	Carr, Derek	QB	6-3	210	3/28/1991	8	Fresno State	Bakersfield, Calif.	D2-'14
6	Cole, AJ	P	6-4	220	11/27/1995	3	N.C. State	College Park, Ga.	FA-'19
98	Crosby, Maxx	DE	6-5	255	8/22/1997	3	Eastern Michigan	Colleyville, Texas	D4a-'19
5	Deablo, Divine	LB	6-3	226	8/17/1998	R	Virginia Tech	Winston-Salem, N.C.	D3b - '21
23	Drake, Kenyan	RB	6-1	211	1/26/1994	6	Alabama	Powder Springs, Ga.	UFA-'21 (Ari.)
89	Edwards, Bryan	WR	6-3	215	11/13/1998	2	South Carolina	Conway, S.C.	D3b-'20
72	Eluemunor, Jermaine	OL	6-4	335	12/13/1994	5	Texas A&M	Rockaway, N.J.	FA-'21
35	Facyson, Brandon	CB	6-2	197	9/8/1994	4	Virginia Tech	Newnan, Ga.	FA-'21
99	Ferrell, Clelin	DE	6-4	265	5/17/1997	3	Clemson	Richmond, Va.	D1a-'19
90	Hankins, Johnathan	DT	6-3	340	3/30/1992	9	Ohio State	Dearborn Heights, Mich.	FA-'18
29	Hayward Jr., Casey	CB	5-11	192	9/9/1989	10	Vanderbilt	Perry, Ga.	UFA-'21 (LAC)
86	Helm, Daniel	TE	6-4	255	4/20/1995	2	Duke	Chatham, IL	FA-'21
39	Hobbs, Nate	CB	6-1	196	6/24/1999	R	Illinois	Louisville, Ky.	D5 - '21
1	Jackson, DeSean	WR	5-10	175	12/1/1986	14	California	Long Beach, California	FA-'21
28	Jacobs, Josh	RB	5-10	220	11/2/1998	3	Alabama	Tulsa, Okla.	D1b-'19
68	James, Andre	C	6-4	300	2/5/1997	3	UCLA	Herriman, Utah	FA-'19
77	Jefferson, Quinton	DT	6-4	291	3/31/1993	6	Maryland	Pittsburgh, Pa.	UFA-'21 (Buf.)
7	Jones, Zay	WR	6-2	200	3/30/1995	5	East Carolina	Austin, Texas	TR -'19 (Buf.)
51	Koonce, Malcolm	DE	6-2	249	6/6/1998	R	Buffalo	Peekskill, N.Y.	D3a - '21
44	Kwiatkoski, Nick	LB	6-2	242	5/26/1993	6	West Virginia	Bethel Park, Pa.	UFA-'20 (Chi.)
70	Leatherwood, Alex	G/T	6-5	312	5/1/1999	R	Alabama	Pensacola, Fla.	D1 - '21
32	Leavitt, Dallin	S	5-10	195	8/8/1994	3	Utah State	Portland, Ore.	FA-'18
55	Lee, Marquel	LB	6-3	235	10/21/1995	4	Wake Forest	Waldorf, Md.	FA-'21
42	Littleton, Cory	LB	6-3	228	11/18/1993	6	Washington	Spring Valley, Calif.	UFA-'20 (LAR)
8	Mariota, Marcus	QB	6-4	222	10/30/1993	7	Oregon	Honolulu, Hawaii	UFA-'20 (Ten.)
66	Martin, Nick	C	6-4	295	4/29/1993	6	Notre Dame	Indianapolis, Ind.	UFA-'21 (Hou.)
74	Miller, Kolton	T	6-8	325	9/10/1995	4	UCLA	Roseville, Calif.	D1-'18
25	Moehrig, Tre'von	S	6-1	202	6/16/1999	R	TCU	Spring Branch, Texas	D2 - '21
87	Moreau, Foster	TE	6-4	250	6/5/1997	3	LSU	New Orleans, La.	D4c-'19
94	Nassib, Carl	DE	6-7	275	12/4/1993	6	Penn State	West Chester, Pa.	UFA-'20 (TB)
91	Ngakoue, Yannick	DE	6-2	246	3/31/1995	6	Maryland	Washington, D.C.	UFA-'21 (Bal.)
22	Nixon, Keisean	CB	5-10	200	6/22/1997	3	South Carolina	Compton, Calif.	FA-'19
48	Onwuasor, Patrick	LB	6-0	227	8/22/1992	6	Portland State	Inglewood, CA	FA-'21
75	Parker, Brandon	T	6-8	320	10/21/1995	4	North Carolina A&T	Kannapolis, N.C.	D3a-'18
52	Perryman, Denzel	LB	5-11	240	5/12/1992	7	Miami	Coral Gables, Fla.	TR -'21
13	Renfrow, Hunter	WR	5-10	185	12/21/1995	3	Clemson	Myrtle Beach, S.C.	D5-'19
30	Richard, Jalen	RB	5-8	205	10/15/1993	6	Southern Mississippi	Alexandria, La.	FA-'16
21	Robertson, Amik	CB	5-9	183	6/7/1998	2	Louisiana Tech	Thibodaux, La.	D4b-'20
60	Simmons, Jordan	G	6-4	339	7/15/1994	4	USC	Inglewood, Calif.	FA-'21
76	Simpson, John	G	6-4	330	8/19/1997	2	Clemson	North Charleston, S.C.	D4a - '20
97	Square, Damion	DT	6-2	293	2/6/1989	9	Alabama	Houston, Texas	FA-'21
16	Stoner, Dillon	WR	6-0	194	6/2/1998	R	Oklahoma State	Tulsa, Okla.	FA-'21
33	Teamer, Roderic	S	6-0	205	12/5/1997	2	Tulane	New Orleans, La.	FA-'21
92	Thomas, Solomon	DT	6-3	295	8/26/1995	5	Stanford	Coppell, Texas	UFA-'21 (SF)
10	Trufant, Desmond	CB	6-0	190	9/10/1990	9	Washington	Tacoma, Wash.	FA-'21
95	Vickers, Kendal	DL	6-3	295	5/23/1995	2	Tennessee	Havelock, N.C.	FA-'20
83	Waller, Darren	TE	6-6	255	9/13/1992	5	Georgia Tech	Acworth, Ga.	FA-'18
34	Wright, K.J.	LB	6-4	246	7/23/1989	11	Mississippi State	Olive Branch, Miss.	FA-'21

## Practice Squad (16)

38	Brown, Jordan	S	6-0	197	3/26/1996	1	South Dakota State	Scottsdale, Ari.	FA-'21
84	Bushman, Matt	TE	6-5	245	3/11/1995	R	BYU	Tuscon, Ari.	FA-'21
26	Clinton-Dix, Ha Ha	S	6-1	208	12/21/1992	7	Alabama	Orlando, Fla.	FA-'21
67	Cotton Sr., Lester	G	6-4	335	2/20/1996	1	Alabama	Tuscaloosa, Ala.	FA-'19
69	Fluker, D.J.	OL	6-5	342	3/13/1991	9	Alabama	New Orleans, La.	FA-'21
65	Grasu, Hroniss	OL	6-3	301	8/12/1991	6	Oregon	Los Angeles, Calif.	FA-'21
56	Green, Gerri	DE	6-4	250	9/14/1995	1	Mississippi State	Jackson, Miss.	FA-'20
54	Johnson, P.J.	DL	6-3	320	6/14/1996	1	Arizona	Sacramento, Calif.	FA-'21
17	Johnson, Tyron	WR	6-1	193	1/8/1996	2	Oklahoma State	New Orleans, La.	FA-'21
3	Peterman, Nathan	QB	6-2	225	4/5/1994	5	Pittsburgh	Jacksonville, Fla.	FA-'18
79	Poutasi, Jeremiah	OL	6-5	335	7/8/1994	3	Utah	San Mateo, Calif.	FA-'21
36	Ragas, Trey	RB	5-10	214	7/11/1996	R	Louisiana	Marrero, La.	FA-'21
41	Smith, Sutton	LB	6-0	235	3/22/1996	1	Northern Illinois	St. Charles, Mo.	FA-'21
19	Turner, DJ	WR	5-9	206	1/18/1997	R	Pittsburgh	Lanham, Md.	FA-'21
53	White, Javin	LB	6-2	205	2/21/1997	2	UNLV	Vacaville, Calif.	FA-'20
15	Wims, Javon	WR	6-4	222	9/11/1994	4	Georgia	Carol City, Fla.	FA-'21

## Injured Reserve (10)

82	Bowers, Nick	TE	6-4	260	5/26/1996	1	Penn State	Kittanning, Pa.	FA-'20
85	Carrier, Derek	TE	6-3	240	7/25/1990	9	Beloit	Edgerton, Wis.	UFA-'18 (LAR)
37	Gillespie, Tyree	S	6-0	207	5/9/1997	R	Missouri	Ocala, Fla.	D4 - '21
71	Good, Denzelle	G	6-5	340	8/3/1991	7	Mars Hill	Gaffney, S.C.	W - '18 (Ind.)
64	Incognito, Richie	G	6-3	325	5/7/1983	14	Nebraska	Bogota, N.J.	FA-'19
45	Ingold, Alec	FB	6-1	240	9/7/1996	3	Wisconsin	Green Bay, Wis.	FA-'19
93	McCoy, Gerald	DT	6-4	300	2/25/1988	11	Oklahoma	Okiahoma City, Okla.	FA-'21
50	Morrow, Nicholas	LB	6-0	225	10/7/1995	5	Greenville	Huntsville, Ala.	FA-'17
27	Mullen Jr., Trayvon	CB	6-2	200	9/20/1997	3	Clemson	Fort Lauderdale, Fla.	D2-'19
96	Philon, Darius	DT	6-1	286	1/22/1994	5	Arkansas	Mobile, Ala.	FA-'21

## Reserve/COVID-19 (1)

47	Sieg, Trent	LS	6-3	240	5/19/1995	4	Colorado State	Eaton, Colo.	FA-'18
----	-------------	----	-----	-----	-----------	---	----------------	--------------	--------

NO.	NAME	POS	HT	WT	DOB	EXP	COLLEGE	HOMETOWN	HOW ACQ
1	Jackson, DeSean	WR	5-10	175	12/1/1986	14	California	Long Beach, California	FA-'21
2	Carlson, Daniel	K	6-5	215	1/23/1995	4	Auburn	Colorado Springs, Colo.	FA-'18
4	Carr, Derek	QB	6-3	210	3/28/1991	8	Fresno State	Bakersfield, Calif.	D2-'14
5	Deablo, Divine	LB	6-3	226	8/17/1998	R	Virginia Tech	Winston-Salem, N.C.	D3b - '21
6	Cole, AJ	P	6-4	220	11/27/1995	3	N.C. State	College Park, Ga.	FA-'19
7	Jones, Zay	WR	6-2	200	3/30/1995	5	East Carolina	Austin, Texas	TR-'19 (Buf.)
8	Mariota, Marcus	QB	6-4	222	10/30/1993	7	Oregon	Honolulu, Hawaii	UFA-'20 (Ten.)
10	Trufant, Desmond	CB	6-0	190	9/10/1990	9	Washington	Tacoma, Wash.	FA-'21
13	Renfrow, Hunter	WR	5-10	185	12/21/1995	3	Clemson	Myrtle Beach, S.C.	D5-'19
16	Stoner, Dillon	WR	6-0	194	6/2/1998	R	Oklahoma State	Tulsa, Okla.	FA-'21
21	Robertson, Amik	CB	5-9	183	6/7/1998	2	Louisiana Tech	Thibodaux, La.	D4b-'20
22	Nixon, Keisean	CB	5-10	200	6/22/1997	3	South Carolina	Compton, Calif.	FA-'19
23	Drake, Kenyan	RB	6-1	211	1/26/1994	6	Alabama	Powder Springs, Ga.	UFA-'21 (Ari.)
24	Abram, Johnathan	S	6-0	205	10/25/1996	3	Mississippi State	Columbia, Miss.	D1c-'19
25	Moehrig, Tre'veon	S	6-1	202	6/16/1999	R	TCU	Spring Branch, Texas	D2 - '21
28	Jacobs, Josh	RB	5-10	220	11/2/1998	3	Alabama	Tulsa, Okla.	D1b-'19
29	Hayward Jr., Casey	CB	5-11	192	9/9/1989	10	Vanderbilt	Perry, Ga.	UFA-'21 (LAC)
30	Richard, Jalen	RB	5-8	205	10/15/1993	6	Southern Mississippi	Alexandria, La.	FA-'16
31	Barber, Peyton	RB	5-11	225	6/27/1994	6	Auburn	Alpharetta, Ga.	FA-'21
32	Leavitt, Dallin	S	5-10	195	8/8/1994	3	Utah State	Portland, Ore.	FA-'18
33	Teamer, Roderic	S	6-0	205	12/5/1997	2	Tulane	New Orleans, La.	FA-'21
34	Wright, K.J.	LB	6-4	246	7/23/1989	11	Mississippi State	Olive Branch, Miss.	FA-'21
35	Facyson, Brandon	CB	6-2	197	9/8/1994	4	Virginia Tech	Newnan, Ga.	FA-'21
39	Hobbs, Nate	CB	6-1	196	6/24/1999	R	Illinois	Louisville, Ky.	D5 - '21
42	Littleton, Cory	LB	6-3	228	11/18/1993	6	Washington	Spring Valley, Calif.	UFA-'20 (LAR)
44	Kwiatkoski, Nick	LB	6-2	242	5/26/1993	6	West Virginia	Bethel Park, Pa.	UFA-'20 (Chi.)
48	Onwuasor, Patrick	LB	6-0	227	8/22/1992	6	Portland State	Inglewood, Ca.	FA-'21
51	Koonce, Malcolm	DE	6-2	249	6/6/1998	R	Buffalo	Peekskill, N.Y.	D3a - '21
52	Perryman, Denzel	LB	5-11	240	5/12/1992	7	Miami	Coral Gables, Fla.	TR-'21
55	Lee, Marquel	LB	6-3	235	10/21/1995	4	Wake Forest	Waldorf, Md.	FA-'21
60	Simmons, Jordan	G	6-4	339	7/15/1994	4	USC	Inglewood, Calif.	FA-'21
66	Martin, Nick	C	6-4	295	4/29/1993	6	Notre Dame	Indianapolis, Ind.	UFA-'21 (Hou.)
68	James, Andre	C	6-4	300	2/5/1997	3	UCLA	Herriman, Utah	FA-'19
70	Leatherwood, Alex	G/T	6-5	312	5/1/1999	R	Alabama	Pensacola, Fla.	D1 - '21
72	Eluemunor, Jermaine	OL	6-4	335	12/13/1994	5	Texas A&M	Rockaway, N.J.	FA-'21
74	Miller, Kolton	T	6-8	325	9/10/1995	4	UCLA	Roseville, Calif.	D1-'18
75	Parker, Brandon	T	6-8	320	10/21/1995	4	North Carolina A&T	Kannapolis, N.C.	D3a-'18
76	Simpson, John	G	6-4	330	8/19/1997	2	Clemson	North Charleston, S.C.	D4a - '20
77	Jefferson, Quinton	DT	6-4	291	3/31/1993	6	Maryland	Pittsburgh, Pa.	UFA-'21 (Buf.)
78	Barton, Jackson	T	6-7	302	8/8/1995	3	Utah	Salt Lake City, Utah	FA-'21
83	Waller, Darren	TE	6-6	255	9/13/1992	5	Georgia Tech	Acworth, Ga.	FA-'18
86	Helm, Daniel	TE	6-4	255	4/20/1995	2	Duke	Chatham, IL	FA-'21
87	Moreau, Foster	TE	6-4	250	6/5/1997	3	LSU	New Orleans, La.	D4c-'19
89	Edwards, Bryan	WR	6-3	215	11/13/1998	2	South Carolina	Conway, S.C.	D3b-'20
90	Hankins, Johnathan	DT	6-3	340	3/30/1992	9	Ohio State	Dearborn Heights, Mich.	FA-'18
91	Ngakoué, Yannick	DE	6-2	246	3/31/1995	6	Maryland	Washington, D.C.	UFA-'21 (Bal.)
92	Thomas, Solomon	DT	6-3	295	8/26/1995	5	Stanford	Coppell, Texas	UFA-'21 (SF)
94	Nassib, Carl	DE	6-7	275	12/4/1993	6	Penn State	West Chester, Pa.	UFA-'20 (TB)
95	Vickers, Kendal	DL	6-3	295	5/23/1995	2	Tennessee	Havelock, N.C.	FA-'20
97	Square, Damion	DT	6-2	293	2/6/1989	9	Alabama	Houston, Texas	FA-'21
98	Crosby, Maxx	DE	6-5	255	8/22/1997	3	Eastern Michigan	Colleyville, Texas	D4a-'19
99	Ferrell, Clelin	DE	6-4	265	5/17/1997	3	Clemson	Richmond, Va.	D1a-'19
<b>Practice Squad (16)</b>									
3	Peterman, Nathan	QB	6-2	225	4/5/1994	5	Pittsburgh	Jacksonville, Fla.	FA-'18
15	Wims, Javon	WR	6-4	222	9/11/1994	4	Georgia	Carol City, Fla.	FA-'21
17	Johnson, Tyron	WR	6-1	193	1/8/1996	2	Oklahoma State	New Orleans, La.	FA-'21
19	Turner, DJ	WR	5-9	206	1/18/1997	R	Pittsburgh	Lanham, Md.	FA-'21
26	Clinton-Dix, Ha Ha	S	6-1	208	12/21/1992	7	Alabama	Orlando, Fla.	FA-'21
36	Ragas, Trey	RB	5-10	214	7/11/1996	R	Louisiana	Marrero, La.	FA-'21
38	Brown, Jordan	S	6-0	197	3/26/1996	1	South Dakota State	Scottsdale, Ari.	FA-'21
41	Smith, Sutton	LB	6-0	235	3/22/1996	1	Northern Illinois	St. Charles, Mo.	FA-'21
53	White, Javin	LB	6-2	205	2/21/1997	2	UNLV	Vacaville, Calif.	FA-'20
54	Johnson, P.J.	DL	6-3	320	6/14/1996	1	Arizona	Sacramento, Calif.	FA-'21
56	Green, Gerri	DE	6-4	250	9/14/1995	1	Mississippi State	Jackson, Miss.	FA-'20
65	Grasu, Hroniss	OL	6-3	301	8/12/1991	6	Oregon	Los Angeles, Calif.	FA-'21
67	Cotton Sr., Lester	G	6-4	335	2/20/1996	1	Alabama	Tuscaloosa, Ala.	FA-'19
69	Fluker, D.J.	OL	6-5	342	3/13/1991	9	Alabama	New Orleans, La.	FA-'21
79	Poutasi, Jeremiah	OL	6-5	335	7/8/1994	3	Utah	San Mateo, Calif.	FA-'21
84	Bushman, Matt	TE	6-5	245	3/11/1995	R	BYU	Tuscon, Ari.	FA-'21
<b>Injured Reserve (10)</b>									
27	Mullen Jr., Trayvon	CB	6-2	200	9/20/1997	3	Clemson	Fort Lauderdale, Fla.	D2-'19
37	Gillespie, Tyree	S	6-0	207	5/9/1997	R	Missouri	Ocala, Fla.	D4 - '21
45	Ingold, Alec	FB	6-1	240	9/7/1996	3	Wisconsin	Green Bay, Wis.	FA-'19
50	Morrow, Nicholas	LB	6-0	225	10/7/1995	5	Greenville	Huntsville, Ala.	FA-'17
64	Incognito, Richie	G	6-3	325	5/7/1983	14	Nebraska	Bogota, N.J.	FA-'19
71	Good, Denzelle	G	6-5	340	8/3/1991	7	Mars Hill	Gaffney, S.C.	W - '18 (Ind.)
82	Bowers, Nick	TE	6-4	260	5/26/1996	1	Penn State	Kittanning, Pa.	FA-'20
85	Carrier, Derek	TE	6-3	240	7/25/1990	9	Beloit	Edgerton, Wis.	UFA-'18 (LAR)
93	McCoy, Gerald	DT	6-4	300	2/25/1988	11	Oklahoma	Oklahoma City, Okla.	FA-'21
96	Philon, Darius	DT	6-1	286	1/22/1994	5	Arkansas	Mobile, Ala.	FA-'21
<b>Reserve/COVID-19 (1)</b>									
47	Sieg, Trent	LS	6-3	240	5/19/1995	4	Colorado State	Eaton, Colo.	FA-'18

*(As of November 30, 2021)*
**OFFENSE**

<b>WR</b>	7 Zay Jones	1 DeSean Jackson	
<b>LT</b>	74 Kolton Miller	78 Jackson Barton	
<b>LG</b>	76 John Simpson	60 Jordan Simmons	
<b>C</b>	68 Andre James	66 Nick Martin	
<b>RG</b>	<u>70 Alex Leatherwood</u>	72 Jermaine Eluemunor	
<b>RT</b>	75 Brandon Parker	78 Jackson Barton	
<b>TE</b>	83 Darren Waller	87 Foster Moreau	86 Daniel Helm
<b>WR</b>	89 Bryan Edwards	<u>16 Dillon Stoner</u>	
<b>WR</b>	13 Hunter Renfrow		
<b>QB</b>	4 Derek Carr	8 Marcus Mariota	
<b>RB</b>	28 Josh Jacobs	23 Kenyan Drake	30 Jalen Richard 31 Peyton Barber

**DEFENSE**

<b>DE</b>	91 Yannick Ngakoue	94 Carl Nassib	<u>51 Malcolm Koonce</u>
<b>NT</b>	90 Johnathan Hankins	97 Damion Square	
<b>DT</b>	77 Quinton Jefferson	92 Solomon Thomas	95 Kendal Vickers
<b>DE</b>	98 Maxx Crosby	99 Clelin Ferrell	
<b>SLB</b>	34 K.J. Wright	55 Marquel Lee	
<b>MLB</b>	52 Denzel Perryman	44 Nick Kwiatkoski	
<b>WLB</b>	42 Cory Littleton	<u>5 Divine Deablo</u>	48 Patrick Onwuasor
<b>LCB</b>	35 Brandon Facyson	<u>39 Nate Hobbs</u>	22 Keisean Nixon
<b>RCB</b>	29 Casey Hayward Jr.	21 Amik Robertson	10 Desmond Trufant
<b>FS</b>	<u>25 Tre'veon Moehrig</u>	32 Dallin Leavitt	
<b>SS</b>	24 Johnathan Abram	33 Roderic Teamer	

**SPECIALISTS**

<b>P</b>	6 AJ Cole	
<b>K</b>	2 Daniel Carlson	
<b>H</b>	6 AJ Cole	
<b>LS</b>	47 [Trent Sieg]	
<b>KR</b>	23 Kenyan Drake	30 Jalen Richard
<b>PR</b>	13 Hunter Renfrow	

[Injured Players]

**PRONUNCIATION GUIDE**

Jermaine Eluemunor .....	eh-LOO-muh-nor	Keisean Nixon .....	KEY-shawn
Brandon Facyson .....	fay-SEN	Patrick Onwuasor .....	oh-WAH-so
Clelin Ferrell .....	CLEE-lin FURL	Jalen Richard .....	JAY-linn REE-shard
Nick Kwiatkoski .....	quit-COW-ski	Amik Robertson .....	uh-MEEK
Tre'veon Moehrig .....	TRAY-von MAIR-ig	Trent Sieg .....	SIG
Yannick Ngakoue .....	yah-NEEK in-GAH-kway		

NO.	NAME	POS.	HT.	WT.	AGE	EXP.	COLLEGE	HOMETOWN	HOW ACQ.
<b>QUARTERBACKS (3)</b>									
3	Peterman, Nathan (PS)	QB	6-2	225	27	5	Pittsburgh	Jacksonville, Fla.	FA-'18
4	Carr, Derek	QB	6-3	210	30	8	Fresno State	Bakersfield, Calif.	D2-'14
8	Mariota, Marcus	QB	6-4	222	28	7	Oregon	Honolulu, Hawaii	UFA-'20 (Ten.)
<b>RUNNING BACKS (6)</b>									
23	Drake, Kenyan	RB	6-1	211	27	6	Alabama	Powder Springs, Ga.	UFA-'21 (Ari.)
28	Jacobs, Josh	RB	5-10	220	23	3	Alabama	Tulsa, Okla.	D1b-'19
30	Richard, Jalen	RB	5-8	205	28	6	Southern Mississippi	Alexandria, La.	FA-'16
31	Barber, Peyton	RB	5-11	225	27	6	Auburn	Alpharetta, Ga.	FA-'21
36	Ragas, Trey (PS)	RB	5-10	214	25	R	Louisiana	Marrero, La.	FA-'21
45	Ingold, Alec (IR)	FB	6-1	240	25	3	Wisconsin	Green Bay, Wis.	FA-'19
<b>WIDE RECEIVERS (9)</b>									
1	Jackson, DeSean	WR	5-10	175	34	14	California	Long Beach, California	FA-'21
7	Jones, Zay	WR	6-2	200	26	5	East Carolina	Austin, Texas	TR-'19 (Buf.)
13	Renfrow, Hunter	WR	5-10	185	25	3	Clemson	Myrtle Beach, S.C.	D5-'19
14	Badet, Jeff (PSIR)	WR	5-11	182	27	2	Oklahoma	Orlando, Fla.	FA-'21
15	Wims, Javon (PS)	WR	6-4	222	27	4	Georgia	Carol City, Fla.	FA-'21
16	Stoner, Dillon	WR	6-0	194	23	R	Oklahoma State	Tulsa, Okla.	FA-'21
17	Johnson, Tyron (PS)	WR	6-1	193	25	2	Oklahoma State	New Orleans, La.	FA-'21
19	Turner, DJ (PS)	WR	5-9	206	24	R	Pittsburgh	Lanham, Md.	FA-'21
89	Edwards, Bryan	WR	6-3	215	23	2	South Carolina	Conway, S.C.	D3b-'20
<b>TIGHT ENDS (6)</b>									
82	Bowers, Nick (IR)	TE	6-4	260	25	1	Penn State	Kittanning, Pa.	FA-'20
83	Waller, Darren	TE	6-6	255	29	5	Georgia Tech	Acworth, Ga.	FA-'18
84	Bushman, Matt (PS)	TE	6-5	245	26	R	BYU	Tuscon, Ari.	FA-'21
85	Carrier, Derek (IR)	TE	6-3	240	31	9	Beloit	Edgerton, Wis.	UFA-'18 (LAR)
86	Helm, Daniel	TE	6-4	255	26	2	Duke	Chatham, IL	FA-'21
87	Moreau, Foster	TE	6-4	250	24	3	LSU	New Orleans, La.	D4c-'19
<b>OFFENSIVE LINE (15)</b>									
60	Simmons, Jordan	G	6-4	339	27	4	USC	Inglewood, Calif.	FA-'21
64	Incognito, Richie (IR)	G	6-3	325	38	14	Nebraska	Bogota, N.J.	FA-'19
65	Grasu, Hroniss (PS)	OL	6-3	301	30	6	Oregon	Los Angeles, Calif.	FA-'21
66	Martin, Nick	C	6-4	295	28	6	Notre Dame	Indianapolis, Ind.	UFA-'21 (Hou.)
67	Cotton Sr., Lester (PS)	G	6-4	335	25	1	Alabama	Tuscaloosa, Ala.	FA-'19
68	James, Andre	C	6-4	300	24	3	UCLA	Herriman, Utah	FA-'19
69	Fluker, D.J. (PS)	OL	6-5	342	30	9	Alabama	New Orleans, La.	FA-'21
70	Leatherwood, Alex	G/T	6-5	312	22	R	Alabama	Pensacola, Fla.	D1-'21
71	Good, Denzelle (IR)	G	6-5	340	30	7	Mars Hill	Gaffney, S.C.	W-'18 (Ind.)
72	Eluemunor, Jermaine	OL	6-4	335	26	5	Texas A&M	Rockaway, N.J.	FA-'21
74	Miller, Kolton	T	6-8	325	26	4	UCLA	Roseville, Calif.	D1-'18
75	Parker, Brandon	T	6-8	320	26	4	North Carolina A&T	Kannapolis, N.C.	D3a-'18
76	Simpson, John	G	6-4	330	24	2	Clemson	North Charleston, S.C.	D4a-'20
78	Barton, Jackson	T	6-7	302	26	3	Utah	Salt Lake City, Utah	FA-'21
79	Poutasi, Jeremiah (PS)	OL	6-5	335	27	3	Utah	San Mateo, Calif.	FA-'21
<b>LINEBACKERS (10)</b>									
5	Deablo, Divine	LB	6-3	226	23	R	Virginia Tech	Winston-Salem, N.C.	D3b-'21
34	Wright, K.J.	LB	6-4	246	32	11	Mississippi State	Olive Branch, Miss.	FA-'21
41	Smith, Sutton (PS)	LB	6-0	235	25	1	Northern Illinois	St. Charles, Mo.	FA-'21
42	Littleton, Cory	LB	6-3	228	28	6	Washington	Spring Valley, Calif.	UFA-'20 (LAR)
44	Kwiatkoski, Nick	LB	6-2	242	28	6	West Virginia	Bethel Park, Pa.	UFA-'20 (Chi.)
48	Onwuasor, Patrick	LB	6-0	227	29	6	Portland State	Inglewood, CA	FA-'21
50	Morrow, Nicholas (IR)	LB	6-0	225	26	5	Greenville	Huntsville, Ala.	FA-'17
52	Perryman, Denzel	LB	5-11	240	29	7	Miami	Coral Gables, Fla.	TR-'21
53	White, Javin (PS)	LB	6-2	205	24	2	UNLV	Vacaville, Calif.	FA-'20
55	Lee, Marquel	LB	6-3	235	26	4	Wake Forest	Waldorf, Md.	FA-'21
<b>DEFENSIVE BACKS (14)</b>									
10	Trufant, Desmond	CB	6-0	190	31	9	Washington	Tacoma, Wash.	FA-'21
21	Robertson, Amik	CB	5-9	183	23	2	Louisiana Tech	Thibodaux, La.	D4b-'20
22	Nixon, Keisean	CB	5-10	200	24	3	South Carolina	Compton, Calif.	FA-'19
24	Abram, Johnathan	S	6-0	205	25	3	Mississippi State	Columbia, Miss.	D1c-'19
25	Moehrig, Tre'von	S	6-1	202	22	R	TCU	Spring Branch, Texas	D2-'21
26	Clinton-Dix, Ha Ha (PS)	S	6-1	208	28	7	Alabama	Orlando, Fla.	FA-'21
27	Mullen Jr., Trayvon (IR)	CB	6-2	200	24	3	Clemson	Fort Lauderdale, Fla.	D2-'19
29	Hayward Jr., Casey	CB	5-11	192	32	10	Vanderbilt	Perry, Ga.	UFA-'21 (LAC)
32	Leavitt, Dallin	S	5-10	195	27	3	Utah State	Portland, Ore.	FA-'18
33	Teamer, Roderic	S	6-0	205	23	2	Tulane	New Orleans, La.	FA-'21
35	Facyson, Brandon	CB	6-2	197	27	4	Virginia Tech	Newnan, Ga.	FA-'21
37	Gillespie, Tyree (IR)	S	6-0	207	24	R	Missouri	Ocala, Fla.	D4-'21
38	Brown, Jordan (PS)	S	6-0	197	25	1	South Dakota State	Scottsdale, Ari.	FA-'21
39	Hobbs, Nate	CB	6-1	196	22	R	Illinois	Louisville, Ky.	D5-'21
<b>DEFENSIVE LINE (14)</b>									
51	Koonce, Malcolm	DE	6-2	249	23	R	Buffalo	Peekskill, N.Y.	D3a-'21
54	Johnson, P.J. (PS)	DL	6-3	320	25	1	Arizona	Sacramento, Calif.	FA-'21
56	Green, Gerri (PS)	DE	6-4	250	26	1	Mississippi State	Jackson, Miss.	FA-'20
77	Jefferson, Quinton	DT	6-4	291	28	6	Maryland	Pittsburgh, Pa.	UFA-'21 (Buf.)
90	Hankins, Johnathan	DT	6-3	340	29	9	Ohio State	Dearborn Heights, Mich.	FA-'18
91	Ngakoue, Yannick	DE	6-2	246	26	6	Maryland	Washington, D.C.	UFA-'21 (Bal.)
92	Thomas, Solomon	DT	6-3	295	26	5	Stanford	Coppell, Texas	UFA-'21 (SF)
93	McCoy, Gerald (IR)	DT	6-4	300	33	11	Oklahoma	Oklahoma City, Okla.	FA-'21
94	Nassib, Carl	DE	6-7	275	27	6	Penn State	West Chester, Pa.	UFA-'20 (TB)
95	Vickers, Kendal	DL	6-3	295	26	2	Tennessee	Havelock, N.C.	FA-'20
96	Philon, Darius (IR)	DT	6-1	286	27	5	Arkansas	Mobile, Ala.	FA-'21
97	Square, Damion	DT	6-2	293	32	9	Alabama	Houston, Texas	FA-'21
98	Crosby, Maxx	DE	6-5	255	24	3	Eastern Michigan	Colleyville, Texas	D4a-'19
99	Ferrell, Clelin	DE	6-4	265	24	3	Clemson	Richmond, Va.	D1a-'19
<b>SPECIALISTS (3)</b>									
2	Carlson, Daniel	K	6-5	215	26	4	Auburn	Colorado Springs, Colo.	FA-'18
6	Cole, AJ	P	6-4	220	26	3	N.C. State	College Park, Ga.	FA-'19
47	Sieg, Trent (R/C19)	LS	6-3	240	26	4	Colorado State	Eaton, Colo.	FA-'18



YEAR	DRAFTED (17)	FREE AGENTS (27)	COLLEGE FREE AGENTS (6)	TRADES/WAIVERS (2)
2014	QB Derek Carr (2)			
2016			RB Jalen Richard (FA-'16) S Dallin Leavitt (FA-'18)	
2018	T Kolton Miller (1) T Brandon Parker (3a)	K Daniel Carlson (FA-'18) DT Johnathan Hankins (FA-'18) TE Darren Waller (FA-'18)		
2019	DE Clelin Ferrell (1a) RB Josh Jacobs (1b) S Johnathan Abram (1c) DE Maxx Crosby (4a) TE Foster Moreau (4c) WR Hunter Renfrow (5)		P AJ Cole (FA-'19) C Andre James (FA-'19) CB Keisean Nixon (FA-'19)	WR Zay Jones (TR -'19 Buf.)
2020	WR Bryan Edwards (3b) G John Simpson (4a) CB Amik Robertson (4b)	LB Nick Kwiatkoski (UFA-'20 Chi.) LB Cory Littleton (UFA-'20 LAR) QB Marcus Mariota (UFA-'20 Ten.) DE Carl Nassib (UFA-'20 TB) DL Kendal Vickers (FA-'20)		
2021	G/T Alex Leatherwood (1) S Tre'von Moehrig (2) DE Malcolm Koonce (3a) LB Divine Deablo (3b) CB Nate Hobbs (5)	RB Peyton Barber (FA-'21) T Jackson Barton (FA-'21) RB Kenyan Drake (UFA-'21 Ari.) OL Jermaine Eluemunor (FA-'21) CB Brandon Facyson (FA-'21) CB Casey Hayward Jr. (UFA -'21 LAC) TE Daniel Helm (FA-'21) WR DeSean Jackson (FA-'21) DT Quinton Jefferson (UFA-'21 Buf.) LB Marquel Lee (FA-'21) C Nick Martin (UFA-'21 Hou.) DE Yannick Ngakoue (UFA -'21 Bal.) LB Patrick Onwuasor (FA-'21) G Jordan Simmons (FA-'21) DT Damion Square (FA-'21) S Roderic Teamer (FA-'21) DT Solomon Thomas (UFA -'21 SF) CB Desmond Trufant (FA-'21) LB K.J. Wright (FA-'21)	WR Dillon Stoner (FA-'21)	LB Denzel Perryman (TR -'21)

2021 REGULAR SEASON											
OFFENSE											
DATE	OPPONENT	WR	LT	LG	C	RG	RT	TE	QB	RB	FB
9/13	Baltimore	Henry Ruggs III/ Bryan Edwards	Kolton Miller	John Simpson	Andre James	Denzelle Good	Alex Leatherwood	Darren Waller	Derek Carr	Josh Jacobs	Alec Ingold
9/19	at Pittsburgh	Henry Ruggs III	Kolton Miller	John Simpson	Andre James	Jermaine Eluemunor	Alex Leatherwood	Darren Waller/ Derek Carrier/ Foster Moreau	Derek Carr	Kenyan Drake	--
9/26	Miami	Henry Ruggs III/ Bryan Edwards	Kolton Miller	John Simpson	Andre James	Jermaine Eluemunor	Alex Leatherwood	Darren Waller/ Foster Moreau	Derek Carr	Kenyan Drake	--
10/4	at L.A. Chargers	Henry Ruggs III/ Hunter Renfrow/ Bryan Edwards	Kolton Miller	John Simpson	Andre James	Jermaine Eluemunor	Alex Leatherwood	Darren Waller	Derek Carr	Josh Jacobs	--
10/10	Chicago	Henry Ruggs III/ Hunter Renfrow/ Bryan Edwards	Kolton Miller	John Simpson	Andre James	Alex Leatherwood	Brandon Parker	Darren Waller	Derek Carr	Josh Jacobs	--
10/17	at Denver	Henry Ruggs III/ Bryan Edwards	Kolton Miller	John Simpson	Andre James	Alex Leatherwood	Brandon Parker	Darren Waller	Derek Carr	Josh Jacobs	Alec Ingold
10/24	Philadelphia	Henry Ruggs III/ Bryan Edwards	Kolton Miller	John Simpson	Andre James	Alex Leatherwood	Brandon Parker	Foster Moreau	Derek Carr	Josh Jacobs	Alec Ingold
11/7	at N.Y. Giants	Zay Jones/ Hunter Renfrow/ Bryan Edwards	Kolton Miller	John Simpson	Andre James	Alex Leatherwood	Brandon Parker	Darren Waller	Derek Carr	Josh Jacobs	--
11/14	Kansas City	Zay Jones/ Bryan Edwards	Kolton Miller	John Simpson	Andre James	Alex Leatherwood	Brandon Parker	Darren Waller/ Foster Moreau	Derek Carr	Josh Jacobs	--
11/21	Cincinnati	Zay Jones/ Hunter Renfrow/ Bryan Edwards	Kolton Miller	John Simpson	Andre James	Alex Leatherwood	Brandon Parker	Darren Waller	Derek Carr	Peyton Barber	--
11/25	at Dallas	Hunter Renfrow	--	--	Andre James	--	--	Darren Waller/ Foster Moreau	Derek Carr	Josh Jacobs	--
12/5	Washington	--	--	--	--	--	--	--	--	--	--
12/12	at Kansas City	--	--	--	--	--	--	--	--	--	--
12/18	at Cleveland	--	--	--	--	--	--	--	--	--	--
12/26	Denver	--	--	--	--	--	--	--	--	--	--
1/2	at Indianapolis	--	--	--	--	--	--	--	--	--	--
1/9	L.A. Chargers	--	--	--	--	--	--	--	--	--	--

2021 REGULAR SEASON											
DEFENSE											
DATE	OPPONENT	DE	DT	DE	LB	LB	CB	CB	CB	S	S
9/13	Baltimore	Maxx Crosby	Quinton Jefferson/ Johnathan Hankins	Yannick Ngakoue	Denzel Perryman	Cory Littleton	Nate Hobbs	Trayvon Mullen Jr.	Casey Hayward Jr.	Tre'von Moehrig/ Johnathan Abram	Johnathan Abram
9/19	at Pittsburgh	Yannick Ngakoue/ Maxx Crosby	Quinton Jefferson/ Johnathan Hankins	--	Cory Littleton	--	Nate Hobbs/ Casey Hayward Jr./ Trayvon Mullen Jr.	--	--	Tre'von Moehrig/ Johnathan Abram	--
9/26	Miami	Yannick Ngakoue/ Maxx Crosby	Quinton Jefferson/ Johnathan Hankins	--	Cory Littleton	--	Nate Hobbs/ Casey Hayward Jr./ Trayvon Mullen Jr.	--	--	Tre'von Moehrig/ Johnathan Abram	--
10/4	at L.A. Chargers	Yannick Ngakoue/ Maxx Crosby	Quinton Jefferson/ Johnathan Hankins	--	Cory Littleton/ Denzel Perryman	--	Nate Hobbs/ Casey Hayward Jr./ Trayvon Mullen Jr.	--	--	Tre'von Moehrig/ Johnathan Abram	--
10/10	Chicago	Yannick Ngakoue/ Maxx Crosby	Quinton Jefferson/ Johnathan Hankins	--	Cory Littleton/ K.J. Wright/ Denzel Perryman	--	Casey Hayward Jr./ Amik Robertson	--	--	Tre'von Moehrig/ Johnathan Abram	--
10/17	at Denver	Yannick Ngakoue/ Maxx Crosby	Quinton Jefferson	--	Cory Littleton/ K.J. Wright/ Denzel Perryman	--	Casey Hayward Jr./ Amik Robertson	--	--	Tre'von Moehrig/ Johnathan Abram	--
10/24	Philadelphia	Yannick Ngakoue/ Maxx Crosby	Quinton Jefferson/ Johnathan Hankins	--	Cory Littleton/ Denzel Perryman	--	Nate Hobbs/ Casey Hayward Jr./ Brandon Facyson	--	--	Tre'von Moehrig/ Johnathan Abram	--
11/7	at N.Y. Giants	Yannick Ngakoue/ Maxx Crosby	Quinton Jefferson/ Johnathan Hankins	--	Cory Littleton/ Denzel Perryman	--	Nate Hobbs/ Casey Hayward Jr./ Brandon Facyson	--	--	Tre'von Moehrig/ Johnathan Abram	--
11/14	Kansas City	Yannick Ngakoue/ Maxx Crosby	Quinton Jefferson/ Johnathan Hankins	--	Cory Littleton/ Denzel Perryman	--	Nate Hobbs/ Casey Hayward Jr./ Brandon Facyson	--	--	Tre'von Moehrig/ Johnathan Abram	--
11/21	Cincinnati	Yannick Ngakoue/ Maxx Crosby	Quinton Jefferson/ Johnathan Hankins	--	Cory Littleton/ K.J. Wright/ Denzel Perryman	--	Casey Hayward Jr./ Brandon Facyson	--	--	Tre'von Moehrig/ Johnathan Abram	--
11/25	at Dallas	Yannick Ngakoue/ Maxx Crosby	Quinton Jefferson/ Johnathan Hankins	--	Cory Littleton/ K.J. Wright/ Denzel Perryman	--	Casey Hayward Jr./ Brandon Facyson	--	--	Tre'von Moehrig/ Johnathan Abram	--
12/5	Washington	--	--	--	--	--	--	--	--	--	--
12/12	at Kansas City	--	--	--	--	--	--	--	--	--	--
12/18	at Cleveland	--	--	--	--	--	--	--	--	--	--
12/26	Denver	--	--	--	--	--	--	--	--	--	--
1/2	at Indianapolis	--	--	--	--	--	--	--	--	--	--
1/9	L.A. Chargers	--	--	--	--	--	--	--	--	--	--

Rookies underlined.

2021 REGULAR SEASON INACTIVES								
DATE	OPPONENT	1	2	3	4	5	6	7
09/13	Baltimore	Nick Bowers	Clelin Ferrell	Richie Incognito	<u>Malcolm Koonce</u>	Nathan Peterman	--	--
09/19	at Pittsburgh	Nick Bowers	Richie Incognito	Josh Jacobs	Nick Kwiatkoski	--	--	--
09/26	Miami	Nick Bowers	Josh Jacobs	<u>Malcolm Koonce</u>	Dallin Leavitt	--	--	--
10/04	at L.A. Chargers	Jackson Barton	Nick Bowers	<u>Malcolm Koonce</u>	--	--	--	--
10/10	Chicago	Peyton Barber	Jackson Barton	<u>Malcolm Koonce</u>	--	--	--	--
10/17	at Denver	Peyton Barber	Jackson Barton	Johnathan Hankins	<u>Malcolm Koonce</u>	Nathan Peterman	Darius Philon	--
10/24	Philadelphia	Peyton Barber	Jackson Barton	<u>Malcolm Koonce</u>	Nathan Peterman	Amik Robertson	Darren Waller	--
11/07	at N.Y. Giants	Peyton Barber	Jackson Barton	<u>Malcolm Koonce</u>	Amik Robertson	--	--	--
11/14	Kansas City	Peyton Barber	Jackson Barton	<u>Tyree Gillespie</u>	<u>Malcolm Koonce</u>	Nick Kwiatkoski	Amik Robertson	Kendal Vickers
11/21	Cincinnati	Jackson Barton	<u>Malcolm Koonce</u>	Nick Kwiatkoski	Keisean Nixon	Jalen Richard	Kendal Vickers	--
11/25	at Dallas	Peyton Barber	Jackson Barton	<u>Malcolm Koonce</u>	Nick Kwiatkoski	Keisean Nixon	Kendal Vickers	--
12/05	Washington	--	--	--	--	--	--	--
12/12	at Kansas City	--	--	--	--	--	--	--
12/18	at Cleveland	--	--	--	--	--	--	--
12/26	Denver	--	--	--	--	--	--	--
01/02	at Indianapolis	--	--	--	--	--	--	--
01/09	L.A. Chargers	--	--	--	--	--	--	--

**Bold underline** denotes rookie

# PLAYER PARTICIPATION

2021 REGULAR SEASON LAS VEGAS RAIDERS PLAYER PARTICIPATION

	BAL	@ PIT	MIA	@ LAC	CHI	@ DEN	PHI	@ NYG	KC	CIN	@ DAL	WAS	@ KC	@ CLE	DEN	@ IND	LAC	GP	GS	DNP	IN
PLAYERS	9/13	9/19	9/26	10/4	10/10	10/17	10/24	11/7	11/14	11/21	11/25	12/5	12/12	12/18	12/26	1/2	1/9				
Johnathan Abram	SS	SS	SS	SS	SS	SS	SS	SS	SS	SS	SS	-	-	-	-	-	-	11	11	0	0
Damon Arnette	P	P	P	P	IR	IR	IR	IR	^	^	^	-	-	-	-	-	-	4	0	0	0
Marcell Ateman	^	^	^	^	^	^	^	^	PS	^	^	-	-	-	-	-	-	1	0	0	0
Peyton Barber	^	P	P	P	N	N	N	N	N	RB	N	-	-	-	-	-	-	4	1	0	6
Jackson Barton	^	^	^	N	N	N	N	N	N	N	N	-	-	-	-	-	-	0	0	0	8
Asmar Bilal	IR	^	^	^	^	^	^	^	^	^	^	-	-	-	-	-	-	0	0	0	0
Nick Bowers	N	N	N	N	P	P	IR	IR	IR	IR	IR	-	-	-	-	-	-	2	0	0	4
Jordan Brown	PS	PS	PS	PS	PS	PS	PS	PS	PS	R/C19	R/C19	-	-	-	-	-	-	0	0	0	0
Tony Brown	^	^	^	^	^	PS	PS	^	^	^	^	-	-	-	-	-	-	0	0	0	0
Matt Bushman	PS	PS	PS	PS	PS	PS	P	PS	PS	PS	PS	-	-	-	-	-	-	1	0	0	0
Daniel Carlson	P	P	P	P	P	P	P	P	P	P	P	-	-	-	-	-	-	11	0	0	0
Derek Carr	QB	QB	QB	QB	QB	QB	QB	QB	QB	QB	QB	-	-	-	-	-	-	11	11	0	0
Derek Carrier	P	TE	P	P	IR	IR	IR	IR	IR	IR	IR	-	-	-	-	-	-	4	1	0	0
Ha Ha Clinton-Dix	^	PS	P	PS	PS	PS	R/C19	PS	P	PS	PS	-	-	-	-	-	-	2	0	0	0
AJ Cole	P	P	P	P	P	P	P	P	P	P	P	-	-	-	-	-	-	11	0	0	0
Lester Cotton Sr.	PS	P	PS	PS	PS	PS	PS	PS	PS	PS	PS	-	-	-	-	-	-	1	0	0	0
Maxx Crosby	DE	DE	DE	DE	DE	DE	DE	DE	DE	DE	DE	-	-	-	-	-	-	11	11	0	0
Divine Deablo	P	P	P	P	P	P	P	P	P	P	P	-	-	-	-	-	-	11	0	0	0
Kenyan Drake	P	RB	RB	P	P	P	P	P	P	P	P	-	-	-	-	-	-	11	2	0	0
Bryan Edwards	WR	P	WR	WR	WR	WR	WR	WR	WR	WR	P	-	-	-	-	-	-	11	9	0	0
Alex Ellis	IR	^	^	^	^	^	^	^	^	^	^	-	-	-	-	-	-	0	0	0	0
Brandon Facyson	^	^	^	^	P	P	RCB	LCB	LCB	LCB	LCB	-	-	-	-	-	-	7	5	0	0
Clelin Ferrell	N	P	P	P	P	P	P	P	P	P	P	-	-	-	-	-	-	10	0	0	1
D.J. Fluker	^	^	^	^	^	^	PS	PS	PS	PS	PS	-	-	-	-	-	-	0	0	0	0
Tyree Gillespie	P	P	P	P	P	P	P	P	N	IR	IR	-	-	-	-	-	-	8	0	0	1
Denzelle Good	RG	IR	IR	IR	IR	IR	IR	IR	IR	IR	IR	-	-	-	-	-	-	1	1	0	0
Hroniss Grasu	^	^	^	^	^	^	^	PS	PS	PS	PS	-	-	-	-	-	-	0	0	0	0
Gerri Green	PS	PS	PS	PS	PS	PS	PS	PS	PS	PS	PS	-	-	-	-	-	-	0	0	0	0
Devery Hamilton	PS	PS	^	^	^	^	^	^	^	^	^	-	-	-	-	-	-	0	0	0	0
Johnathan Hankins	NT	NT	NT	NT	NT	N	NT	NT	NT	NT	NT	-	-	-	-	-	-	10	10	0	1
Madre Harper	PS	NOT	NOT	^	^	^	^	^	^	^	^	-	-	-	-	-	-	0	0	0	0
Casey Hayward Jr.	RCB	RCB	RCB	RCB	RCB	RCB	RCB	RCB	RCB	RCB	RCB	-	-	-	-	-	-	11	11	0	0
Daniel Helm	^	^	^	^	^	^	^	^	^	^	^	-	-	-	-	-	-	11	0	0	0
Nate Hobbs	LCB	LCB	LCB	LCB	P	P	LCB	LCB	LCB	P	P	-	-	-	-	-	-	11	7	0	0
Richie Incognito	N	N	IR	IR	IR	IR	IR	IR	IR	IR	IR	-	-	-	-	-	-	0	0	0	2
Alec Ingold	FB	P	P	P	P	P	FB	FB	P	P	IR	-	-	-	-	-	-	9	3	0	0
DeSean Jackson	^	^	^	^	^	^	^	^	^	^	^	-	-	-	-	-	-	3	0	0	0
Josh Jacobs	RB	N	N	RB	RB	RB	RB	RB	RB	P	RB	-	-	-	-	-	-	9	8	0	2
Andre James	C	C	C	C	C	C	C	C	C	C	C	-	-	-	-	-	-	11	11	0	0
Quinton Jefferson	DT	DT	DT	DT	DT	DT	DT	DT	DT	DT	DT	-	-	-	-	-	-	11	11	0	0
Zay Jones	P	P	P	P	P	P	P	WR	WR	WR	P	-	-	-	-	-	-	11	3	0	0
Malcolm Koonce	N	X	N	N	N	N	N	N	N	N	N	-	-	-	-	-	-	0	0	1	10
Nick Kwiatkowski	P	N	P	P	P	P	P	P	N	N	N	-	-	-	-	-	-	7	0	0	4
Nevin Lawson	R/SUS	R/SUS	^	^	^	^	^	^	^	^	^	-	-	-	-	-	-	0	0	0	0
Alex Leatherwood	RT	RT	RT	RT	RT	RG	RG	RG	RG	RG	RG	-	-	-	-	-	-	11	11	0	0
Dallin Leavitt	P	P	N	P	P	P	P	P	P	P	P	-	-	-	-	-	-	10	0	0	1
Marquel Lee	^	^	^	^	^	^	^	^	^	^	^	-	-	-	-	-	-	1	0	0	0
Cory Littleton	WLB	WLB	WLB	WLB	WLB	WLB	WLB	WLB	WLB	WLB	WLB	-	-	-	-	-	-	11	11	0	0
Marcus Mariota	P	IR	IR	IR	IR	X	P	P	P	X	P	-	-	-	-	-	-	5	0	2	0
Nick Martin	P	P	P	P	P	P	P	P	P	P	P	-	-	-	-	-	-	11	0	0	0
Gerald McCoy	P	IR	IR	R/SUS	R/SUS	R/SUS	R/SUS	R/SUS	IR	IR	IR	-	-	-	-	-	-	1	0	0	0
Kolton Miller	LT	LT	LT	LT	LT	LT	LT	LT	LT	LT	LT	-	-	-	-	-	-	11	11	0	0
Tre'von Moehrig	FS	FS	FS	FS	FS	FS	FS	FS	FS	FS	FS	-	-	-	-	-	-	11	11	0	0
Foster Moreau	P	TE	TE	P	P	P	TE	P	TE	P	TE	-	-	-	-	-	-	11	5	0	0
Jimmy Morrissey	PS	PS	PS	PS	PS	PS	^	^	^	^	^	-	-	-	-	-	-	0	0	0	0
Nicholas Morrow	IR	IR	IR	IR	IR	IR	IR	IR	IR	IR	IR	-	-	-	-	-	-	0	0	0	0
Trayvon Mullen Jr.	LCB	LCB	LCB	LCB	IR	IR	IR	IR	IR	IR	IR	-	-	-	-	-	-	4	4	0	0
Carl Nassib	P	P	P	P	P	P	P	P	P	P	P	-	-	-	-	-	-	11	0	0	0
Yannick Ngakoue	DE	DE	DE	DE	DE	DE	DE	DE	DE	DE	DE	-	-	-	-	-	-	11	11	0	0
Keisean Nixon	IR	IR	IR	IR	P	P	P	P	P	N	N	-	-	-	-	-	-	5	0	0	2
James Onwualu	RET	RET	RET	RET	RET	RET	RET	RET	RET	RET	RET	-	-	-	-	-	-	0	0	0	0
Patrick Onwuasor	PS	PS	P	PS	PS	PS	PS	PS	P	P	P	-	-	-	-	-	-	4	0	0	0
Brandon Parker	P	P	P	P	LT	RT	RT	RT	RT	RT	RT	-	-	-	-	-	-	11	7	0	0
Denzel Perryman	MLB	MLB	MLB	MLB	MLB	MLB	MLB	MLB	MLB	MLB	MLB	-	-	-	-	-	-	11	11	0	0
Nathan Peterman	N	X	X	X	P	N	N	PS	PS	PS	PS	-	-	-	-	-	-	1	0	3	3
Darius Philon	P	P	P	P	P	N	X	P	IR	IR	IR	-	-	-	-	-	-	6	0	1	1
Jeremiah Poutasi	PS	PS	PS	PS	PS	PS	PS	PS	PS	PS	PS	-	-	-	-	-	-	0	0	0	0
Trey Ragas	X	X	X	PS	PS	PS	PS	PS	PS	PS	PS	-	-	-	-	-	-	0	0	3	0
Hunter Renfrow	P	P	P	WR	PR	P	P	WR	P	WR	WR	-	-	-	-	-	-	11	5	0	0
Jalen Richard	IR	IR	IR	IRD	P	P	P	P	P	N	P	-	-	-	-	-	-	6	0	0	1
Theo Riddick	RET	RET	RET	RET	RET	RET	RET	RET	RET	RET	RET	-	-	-	-	-	-	0	0	0	0
Amik Robertson	P	P	P	P	LCB	LCB	N	N	N	P	P	-	-	-	-	-	-	8	2	0	3
Henry Ruggs III	WR	WR	WR	WR	PR	WR	PR	Active	^	^	^	-	-	-	-	-	-	7	7	0	0
Kamaal Seymour	R/NFIN	R/NFIN	R/NFIN	R/NFIN	R/NFIN	R/NFIN	R/NFIN	R/NFIN	R/NFIN	R/NFIN	R/NFIN	-	-	-	-	-	-	0	0	0	0
Trent Sieg	P	P	P	P	P	P	P	P	P	P	P	-	-	-	-	-	-	11	0	0	0
Jordan Simmons	^	^	^	^	^	^	^	X	^	^	^	-	-	-	-	-	-	0	0	1	0
John Simpson	LG	LG	LG	LG	LG	LG	LG	LG	LG	LG	LG	-	-	-	-	-	-	11	11	0	0
Kyle Sloter	^	PS	PS	PS	PS	^	^	^	^	^	^	-	-	-	-	-	-	0	0	0	0
Willie Snead IV	P	P	P	P	P	P	^	^	^	^	^	-	-	-	-	-	-	6	0	0	0
Damion Square	^	^	^	^	^	^	^	^	^	^	^	-	-	-	-	-	-	1	0	0	0
Dillon Stoner	PS	PS	PS	PS	PS	PS	PS	P	P	P	P	-	-	-	-	-	-	4	0	0	0
Solomon Thomas	P	P	P	P	P	P	P	P	P	P	P	-	-	-	-	-	-	11	0	0	0
DJ Turner	PS	PS	PS	PS	PS	PS	PS	PS	PS	PS	PS	-	-	-	-	-	-	0	0	0	0
Kendal Vickers	PS	PS	PS	PS	PS	P	PS	PS	N	N	N	-	-	-	-	-	-	1	0	0	3
Darren Waller	TE	TE	TE	TE	TE	TE	N	TE	TE	TE	TE	-	-	-	-	-	-	10	10	0	1
Javin White	IR	IR	IR	IR	IR	IR	IR	PS	PS	PS	PS	-	-	-	-	-	-	0	0	0	0
Javon Wims	^	^	^	^	^	^	^	^	PS	^	^	-	-	-	-	-	-	0	0	0	0
K.J. Wright	P	P	P	P	SLB	SLB	P	P	P	SLB	SLB	-	-	-	-	-	-	11	4	0	0
Sam Young	RET	RET	RET	RET	RET	RET	RET	RET	RET	RET	RET	-	-	-	-	-	-	0	0	0	0

LEGEND: CAPS=Starter, P=Player was a substitution, N=On Inactive List, X=Did Not Play (Non-injury), IR=Injured Reserve, PS=Practice Squad, NOT=Not on Roster, RET=Reserve/Retired, R/NFIN=Reserve/NFIN, IRD=Injured Reserve - Designated For Return, R/SUS=Reserve/League Susp., R/C19=Reserve/COVID-19, ^=With Other Team

DATE	POS.	PLAYER	TRANSACTION	POS.	PLAYER	TRANSACTION
11/29	LS	Trent Sieg	Placed on Reserve/COVID-19 List	S	Jordan Brown	Restored to PS from Practice Squad/COVID-19 list
11/26	FB	Sutton Smith	Reverted to PS			
11/25	FB	Sutton Smith	Activated from PS			
11/22	S	Jordan Brown	Placed on Practice Squad/COVID-19 List	FB	Sutton Smith	Reverted to PS
11/20	S	Roderic Teamer	Activated from Reserve/Injured list	FB	Alec Ingold	Placed on Reserve/Injured list
	FB	Sutton Smith	Activated from PS			
11/18	WR	Marcell Ateman	Released from PS	WR	Tyron Johnson	Signed to PS
11/17	DL	P.J. Johnson	Signed to PS	S	Tyree Gillespie	Placed on Reserve/Injured list
	LB	Patrick Onwuasor	Signed to active roster from PS	S	Roderic Teamer	Designated to return
11/15	DT	Gerald McCoy	Returned to Reserve/Injured list from Suspended by Commissioner list	WR	Gary Jennings	Released from PS
	FB	Sutton Smith	Signed to PS	S	Ha Ha Clinton-Dix	Reverted to PS
	LB	Patrick Onwuasor	Reverted to PS			
11/13	S	Ha Ha Clinton-Dix	Activated from PS	LB	Patrick Onwuasor	Activated from PS
11/11	WR	Gary Jennings	Signed to PS	WR	Jeff Badet	Placed on Practice Squad Reserve/Injured List
11/10	DL	Kendal Vickers	Signed to active roster from PS	DT	Darius Philon	Placed on Reserve/Injured list
	WR	Jeff Badet	Signed to PS			
11/8	WR	DeSean Jackson	Signed as FA	CB	Damon Arnette	Waived from Reserve/Injured List
	WR	Marcell Ateman	Reverted to PS			
11/6	WR	Marcell Ateman	Activated from PS			
11/4	WR	Dillon Stoner	Signed to active roster from PS	LB	Javin White	Signed to PS
11/3	LB	Marquel Lee	Signed to active roster from PS	QB	Nathan Peterman	Signed to PS
	WR	Marcell Ateman	Signed to PS	T	Dan Skipper	Released from PS
11/2	WR	Henry Ruggs III	Released	LB	Javin White	Waived
	QB	Nathan Peterman	Released			
11/1	CB	Tony Brown	Released from PS	S	Ha Ha Clinton-Dix	Restored to PS from Reserve/COVID-19 list
	LB	Javin White	Activated from Reserve/Injured list			
10/27	WR	Willie Snead	Released			
10/25	TE	Daniel Helm	Signed as FA	LB	Marquel Lee	Reverted to PS
	S	Ha Ha Clinton-Dix	Placed on Reserve/COVID-19 List	OL	Hroniss Grasu	Signed to PS
10/23	TE	Nick Bowers	Placed on Reserve/Injured list	TE	Matt Bushman	Activated from PS
	LB	Marquel Lee	Activated from PS			
10/20	OL	D.J. Fluker	Signed to PS	CB	Desmond Trufant	Signed as FA
	S	Roderic Teamer	Placed on Reserve/Injured list			
10/18	DL	Kendal Vickers	Reverted to PS			
10/17	QB	Marcus Mariota	Activated from Reserve/Injured list	DL	Kendal Vickers	Activated from PS
10/13	QB	Kyle Slotter	Released	CB	Robert Jackson	Released
	QB	Marcus Mariota	Designated to return	CB	Tony Brown	Signed to PS
	T	Dan Skipper	Signed to PS			
10/9	RB	Jalen Richard	Activated from Reserve/Injured list	CB	Keisean Nixon	Activated from Reserve/Injured list
	CB	Damon Arnette	Placed on Reserve/Injured list	CB	Trayvon Mullen Jr.	Placed on Reserve/Injured list
	TE	Derek Carrier	Placed on Reserve/Injured list			
10/6	CB	Brandon Facyson	Signed as FA from Los Angeles Chargers PS	CB	Keisean Nixon	Placed on Reserve/Designated to Return List
9/30	RB	Jalen Richard	Placed on Reserve/Designated to Return List			
9/29	WR	Javon Wims	Signed to PS	RB	Trey Ragas	Signed to PS
	DT	Gerald McCoy	Placed on Reserve/Suspended By Commissioner-Less than One Year List			
9/28	WR	David Moore	Signed by Broncos to active roster from Raiders PS			
9/27	RB	Trey Ragas	Waived	LB	Patrick Onwuasor	Reverted to PS
	S	Ha Ha Clinton-Dix	Reverted to PS			
9/25	LB	Patrick Onwuasor	Activated from PS	G	Richie Incognito	Placed on Reserve/Injured list
	RB	Trey Ragas	Signed to active roster from PS	S	Ha Ha Clinton-Dix	Activated from PS
9/24	LB	Marquel Lee	Signed to PS	T	Devery Hamilton	Released from PS
9/22	T	Jackson Barton	Signed as FA from New York Giants PS	LB	Marquel Lee	Released
9/20	G	Lester Cotton Sr.	Reverted to PS	CB	Nevin Lawson	Released
	RB	Trey Ragas	Reverted to PS	QB	Kyle Slotter	Signed to PS
9/18	QB	Marcus Mariota	Placed on Reserve/Injured list	LB	Marquel Lee	Signed to active roster from PS
	RB	Trey Ragas	Activated from PS	G	Lester Cotton Sr.	Activated from PS
9/15	G	Jordan Simmons	Signed as FA	DT	Damion Square	Signed as FA
	S	Ha Ha Clinton-Dix	Signed to PS	G	Denzelle Good	Placed on Reserve/Injured list
	DT	Gerald McCoy	Placed on Reserve/Injured list	CB	Madre Harper	Released from PS
9/14	RB	Trey Ragas	Reverted to PS			
9/13	RB	Trey Ragas	Activated from PS			
9/6	LB	K.J. Wright	Signed as FA	LB	Tanner Muse	Waived
	WR	David Moore	Signed to PS	LB	Patrick Onwuasor	Signed to PS
	RB	BJ Emmons	Released	DT	Niles Scott	Released
9/4	RB	Peyton Barber	Signed as FA from Washington PS			
9/3	LB	Marquel Lee	Signed to PS	LB	Max Richardson	Released
9/2	TE	Derek Carrier	Signed as FA	OL	Jermaine Eluemunor	Signed as FA
	S	Dallin Leavitt	Signed as FA	CB	Madre Harper	Signed to PS
	LB	Nicholas Morrow	Placed on Reserve/Injured list	CB	Keisean Nixon	Placed on Reserve/Injured list
	RB	Jalen Richard	Placed on Reserve/Injured list	LB	Javin White	Placed on Reserve/Injured list
9/1	LB	Denzel Perryman	Acquired via trade with Panthers along with a 2022 seventh-round draft pick in exchange for a 2022 sixth-round draft pick	S	Jordan Brown	Signed to PS
	G	Lester Cotton Sr.	Signed to PS			
	DE	Geri Green	Signed to PS	RB	BJ Emmons	Signed to PS
	CB	Robert Jackson	Signed to PS	T	Devery Hamilton	Signed to PS
	OL	Jeremiah Poutasi	Signed to PS	C	Jimmy Morrissey	Signed to PS
	DE	Kendal Vickers	Signed to PS	DT	Niles Scott	Signed to PS
	TE	Matt Bushman	Signed to PS	LB	Max Richardson	Signed to PS
	WR	Dillon Stoner	Signed to PS	RB	Trey Ragas	Signed to PS
8/31	G	Lester Cotton Sr.	Waived	WR	DJ Turner	Signed to PS
	WR	Keelan Doss	Waived	DT	Matt Dickerson	Waived
	DE	Geri Green	Waived	RB	BJ Emmons	Waived
	CB	Isaiah Johnson	Waived	T	Devery Hamilton	Waived
	S	Dallin Leavitt	Waived	G/T	Jaryd Jones-Smith	Waived
	OL	Jeremiah Poutasi	Waived	C	Jimmy Morrissey	Waived
	DE	Kendal Vickers	Waived	DT	Niles Scott	Waived
	TE	Derek Carrier	Released	WR	John Brown	Released
	G/T	Patrick Omameh	Released	S	Karl Joseph	Released
	LB	Asmar Bilal	Waived/Injured	CB	Blidi Wreh-Wilson	Released
	CB	Nevin Lawson	Placed on Reserve/Suspended List	TE	Alex Ellis	Waived/Injured
	RB	Trey Ragas	Waived	TE	Matt Bushman	Waived
	WR	Dillon Stoner	Waived	LB	Max Richardson	Waived
	RB	Garrett Groshek	Waived	WR	DJ Turner	Waived
8/26	LB	Te'von Coney	Waived			
8/24	WR	Marcell Ateman	Released	LB	Darron Lee	Placed on Reserve/Injured List
	DT	Darius Stills	Waived/Injured			
8/23	T	Devery Hamilton	Re-signed as FA	P	Corliss Waitman	Waived
	G	Parker Ehinger	Released	CB	Rasul Douglas	Released
8/17	LB	Te'von Coney	Signed as FA			
8/16	QB	Case Cookus	Waived	K	Dominik Eberle	Waived
	LS	Liam McCullough	Waived	RB	Bo Scarbrough	Waived
	WR	Caleb Scott	Waived	CB	De'Vante Bausby	Released



# ROSTER/TRANSACTIONS

	DT	Ethan Westbrook	Released			
8/12	CB	Isaiah Johnson	Returned to practice from Active/Physically Unable to Perform List			
8/11	DT	Ethan Westbrook	Signed as FA	CB	Shaun Crawford	Waived
8/10	LB	Divine Deablo	Returned to practice from Active/Physically Unable to Perform List	WR	Trey Quinn	Waived/Injured
	QB	Case Cookus	Signed as FA			
8/6	RB	Bo Scarbrough	Signed as FA	T	Devery Hamilton	Waived/NFI
8/4	DT	Gerald McCoy	Signed as FA	OL	Jeremiah Poutasi	Signed as FA
8/3	T	Sam Young	Placed on Reserve/Retired List			
8/2	LB	James Onwualu	Placed on Reserve/Retired List	RB	Jalen Richard	Returned to practice from Reserve/COVID-19 List
	RB	Darius Jackson	Waived			
8/1	K	Dominik Eberle	Re-signed as FA			
7/31	K	Daniel Carlson	Placed on Reserve/COVID-19 List			
7/30	RB	Theo Riddick	Placed on Reserve/Retired List	RB	Kenyan Drake	Returned to practice from Active/Non-Football Injury List
	DT	Darius Stills	Returned to practice from Active/Non-Football Injury List			
7/29	RB	BJ Emmons	Signed as FA	RB	Darius Jackson	Signed as FA
7/28	RB	Kenyan Drake	Placed on Active/Non-Football Injury List	RB	Jalen Richard	Placed on Reserve/COVID-19 List
	RB	Theo Riddick	Placed on Reserve/COVID-19 List			
7/26	K	Dominik Eberle	Waived	P	Corliss Waitman	Signed as FA
7/25	CB	Isaiah Johnson	Placed on Active/Physically Unable to Perform List	LB	Divine Deablo	Placed on Active/Physically Unable to Perform List
	T	Devery Hamilton	Placed on Active/Non-Football Illness List	DT	Darius Stills	Placed on Active/Non-Football Injury List
7/23	LB	Divine Deablo	Signed as draft pick (D3b- '21)	DE	Malcolm Koonce	Signed as draft pick (D3a - '21)
6/17	LB	Darron Lee	Signed as FA	CB	De'Vante Bausby	Signed as FA
	CB	T.J. Morrison	Waived			
6/10	S	Kemah Siverand	Waived			
6/9	CB	Blidi Wreh-Wilson	Signed as FA			
6/7	G	Marquel Harrell	Waived	T	Sam Young	Re-signed as FA
6/4	S	Rashaan Gaulden	Waived	G	Parker Ehinger	Signed as FA
6/3	S	Roderic Teamer	Signed as FA	TE	Alex Ellis	Signed as FA
	OL	Erik Magnuson	Released	TE	Carson Williams	Waived
5/26	T	Kamaal Seymour	Placed on Reserve/Non-Football Injury List			
5/25	T	Kamaal Seymour	Waived/NFI			
5/24	OL	Patrick Omameh	Signed as FA	T	Alex Leatherwood	Signed as draft pick (D1 - '21)
5/21	DE	David Irving	Released			
5/17	S	Tyree Gillespie	Signed as draft pick (D4 - '21)	CB	Nate Hobbs	Signed as draft pick (D5 - '21)
	C	Jimmy Morrissey	Signed as draft pick (D7 - '21)			
5/11	WR	Caleb Scott	Signed as FA			
5/7	T	Devery Hamilton	Signed as UDFA	TE	Matt Bushman	Signed as UDFA
	CB	Shaun Crawford	Signed as UDFA	RB	Garrett Groshek	Signed as UDFA
	CB	T.J. Morrison	Signed as UDFA	RB	Trey Ragas	Signed as UDFA
	LB	Max Richardson	Signed as UDFA	DT	Darius Stills	Signed as UDFA
	WR	Dillon Stoner	Signed as UDFA	WR	DJ Turner	Signed as UDFA
5/6	G	Marquel Harrell	Signed as FA			
5/5	S	Jeff Heath	Released			
5/4	CB	Casey Hayward	Signed as UFA (LAC)			
4/26	TE	Carson Williams	Signed as FA			
4/19	CB	Rasul Douglas	Signed as UFA (Car.)			
4/15	DE	Arden Key	Waived	DT	Maurice Hurst	Waived
	QB	Kyle Sloter	Released			
4/9	S	Karl Joseph	Signed as FA			
3/26	WR	Willie Snead	Signed as UFA (Bal.)			
3/24	G	Richie Incognito	Re-signed	G/T	Denzelle Good	Re-signed
	C	Nick Martin	Signed as UFA (Hou.)			
3/23	CB	Nevin Lawson	Re-signed			
3/22	DL	Darius Philon	Signed as FA	DL	Matt Dickerson	Signed as FA
	OL	Andre James	Signed to a multi-year contract extension			
3/20	G	Gabe Jackson	Traded to the Seahawks in return for a 2021 fifth-round draft pick.	DT	Johnathan Hankins	Re-signed
3/19	T	Trenton Brown	Traded with a 2022 seventh-round draft pick to the Patriots in return for a 2022 fifth-round draft pick	C	Rodney Hudson	Traded with a 2021 seventh-round draft pick to the Cardinals in return for a 2021 third-round draft pick
	RB	Kenyan Drake	Signed as UFA (Ari.)	LB	Nicholas Morrow	Re-signed
	RB	Theo Riddick	Re-signed	WR	Zay Jones	Re-signed
	TE	Derek Carrier	Re-signed	DT	Solomon Thomas	Signed as UFA (SF)
	DE	Yannick Ngakoue	Signed as UFA (Bal.)	WR	John Brown	Signed as UFA (Buf.)
3/17	DT	Quinton Jefferson	Signed as UFA (Buf.)			
3/9	G	Richie Incognito	Released	DB	Lamarcus Joyner	Released
3/8	S	Dallin Leavitt	Signed to a one-year contract extension			
3/3	LS	Trent Sieg	Re-signed as a restricted FA			
3/2	DE	Kendal Vickers	Signed to a one-year contract extension			
3/1	LB	Ukeme Eligwe	Waived	DE	Jeremiah Valoaga	Waived
	DB	D.J. Killings	Released			
2/24	WR	Tyrell Williams	Released			
2/18	DE	David Irving	Re-signed as FA			
2/9	G	Lester Cotton Sr.	Signed as FA			
2/4	QB	Nathan Peterman	Signed to a one-year contract extension			
2/3	WR	Marcell Ateman	Signed to Reserve/Future contract			
1/27	LB	Asmar Bilal	Signed to Reserve/Future contract			
1/26	WR	Keelan Doss	Signed to Reserve/Future contract			
1/15	QB	Kyle Sloter	Signed to Reserve/Future contract			
1/12	WR	Trey Quinn	Signed to Reserve/Future contract			
1/6	LS	Liam McCullough	Signed to Reserve/Future contract			
1/5	TE	Nick Bowers	Signed to Reserve/Future contract	K	Dominik Eberle	Signed to Reserve/Future contract
	S	Rashaan Gaulden	Signed to Reserve/Future contract	DE	Gerri Green	Signed to Reserve/Future contract
	OL	Jaryd Jones-Smith	Signed to Reserve/Future contract	OL	Erik Magnuson	Signed to Reserve/Future contract
	LB	James Onwualu	Signed to Reserve/Future contract	DT	Niles Scott	Signed to Reserve/Future contract
	T	Kamaal Seymour	Signed to Reserve/Future contract	S	Kemah Siverand	Signed to Reserve/Future contract
	LB	Javin White	Signed to Reserve/Future contract			
1/4	OL	Erik Magnuson	Reverted to PS	LB	James Onwualu	Reverted to PS
1/2	S	Jeff Heath	Activated from Reserve/Injured - Designated For Return list	LB	James Onwualu	Activated from PS
	OL	Erik Magnuson	Activated from PS			
1/1	S	Erik Harris	Activated from the Reserve/COVID-19 list			



# RAIDERS STATISTICS

# TEAM STATS

LAS VEGAS RAIDERS / REGULAR SEASON WEEK 12 / THROUGH THURSDAY, NOVEMBER 25, 2021

WON 6, LOST 5				JON GRUDEN (5 GAMES)	
09/13	W	33-27 (OT)	Baltimore	61,756	
09/19	W	26-17	at Pittsburgh	63,707	
09/26	W	31-28 (OT)	Miami	59,311	
10/04	L	14-28	at L.A. Chargers	70,240	
10/10	L	9-20	Chicago	59,122	
10/17	W	34-24	at Denver	76,854	
10/24	W	33-22	Philadelphia	62,000	
11/07	L	16-23	at N.Y. Giants	74,512	
11/14	L	14-41	Kansas City	62,125	
11/21	L	13-32	Cincinnati	61,712	
11/25	W	36-33 (OT)	at Dallas	93,483	

## 2021 TEAM STATISTICS

	LV	OPP.
<b>FIRST DOWNS</b>	<b>224</b>	<b>241</b>
Rushing	59	77
Passing	142	140
Penalty	23	24
Third Down-Made/Att	45/131	61/151
Third Down Efficiency	34.4%	40.4%
Fourth Down-Made/Att	6/13	12/19
Fourth Down Efficiency	46.2%	63.2%
<b>TOTAL NET YARDS</b>	<b>4,242</b>	<b>3,966</b>
Avg. Per Game	385.6	360.5
Total Plays	698	749
Avg. Per Play	6.1	5.3
<b>NET YARDS RUSHING</b>	<b>980</b>	<b>1,385</b>
Avg. Per Game	89.1	125.9
Total Rushes	260	315
Avg. Per Rush	3.8	4.4
<b>NET YARDS PASSING</b>	<b>3,262</b>	<b>2,581</b>
Avg. Per Game	296.5	234.6
Sacked/Yards Lost	25/152	25/130
Gross Yards	3,414	2,711
Attempts/Completions	413/278	409/272
Pct. of Completion	67.3%	66.5%
Had Intercepted	9	4
<b>PUNTS/AVERAGE</b>	<b>45/51.2</b>	<b>43/46.6</b>
Net Punting Average	42.8	42.8
<b>PUNT RETURN/AVG.</b>	<b>19/8.6</b>	<b>22/12.6</b>
<b>KICKOFF RETURN/AVG.</b>	<b>22/19.8</b>	<b>26/22.7</b>
<b>INTERCEPTION RETURN/AVG.</b>	<b>4/14.8</b>	<b>9/15.6</b>
<b>PENALTIES/YARDS</b>	<b>89/785</b>	<b>66/687</b>
<b>FUMBLES/BALL LOST</b>	<b>14/3</b>	<b>18/8</b>
<b>TOUCHDOWNS</b>	<b>27</b>	<b>34</b>
Rushing	10	11
Passing	17	20
Returns	0	3
<b>EXTRA POINTS/ATTEMPTS</b>	<b>23/25</b>	<b>28/30</b>
<b>TWO POINT CONVERSION/ATT.</b>	<b>0/1</b>	<b>3/4</b>
<b>FIELD GOALS/ATTEMPTS</b>	<b>24/27</b>	<b>19/22</b>
<b>AVG. TIME OF POSSESSION</b>	<b>29:19</b>	<b>30:41</b>

SCORE BY PERIODS		Q1	Q2	Q3	Q4	OT	PTS		
TEAM		42	69	75	58	15	259		
OPPONENTS		65	69	32	126	3	295		
SCORING	TD	RU	PA	RT	K-PAT	FG	2PT	S	PTS
D. Carlson	0	0	0	0	23/25	24/27	0	0	95
J. Jacobs	6	6	0	0	0/0	0/0	0	0	36
H. Renfrow	4	0	4	0	0/0	0/0	0	0	24
K. Drake	3	2	1	0	0/0	0/0	0	0	18
F. Moreau	3	0	3	0	0/0	0/0	0	0	18
B. Edwards	2	0	2	0	0/0	0/0	0	0	12
H. Ruggs III	2	0	2	0	0/0	0/0	0	0	12
D. Waller	2	0	2	0	0/0	0/0	0	0	12
P. Barber	1	1	0	0	0/0	0/0	0	0	6
A. Ingold	1	0	1	0	0/0	0/0	0	0	6
D. Jackson	1	0	1	0	0/0	0/0	0	0	6
Z. Jones	1	0	1	0	0/0	0/0	0	0	6
M. Mariota	1	1	0	0	0/0	0/0	0	0	6
C. Hayward Jr.	0	0	0	0	0/0	0/0	0	1	2
TEAM	27	10	17	0	23/25	24/27	0	1	259
OPPONENTS	34	11	20	3	28/30	19/22	3	0	295

2-Pt Conv: TM 0-1, OPP 3-4

D. Carlson: (34G, 55G) (46G, 33G, 41G, 45G) (50G, 38G, 22G) (52WL) (31G) (50G, 43RU, 30G) (28G, 39G) (25G, 32G, 25G, 25WL) (-) (26G, 47G) (22G, 46G, 30G, 56G, 29G)  
 OPP: (40G, 47G) (56G) (48RU, 46G, 50G) (46G, 46G) (32G) (35G, 32G, 38G) (40G, 46WL, 35G) (54G, 53G, 51G, 47G) (59LU, 29G, 45G)

SACKS: Y. Ngakoué 8.0, M. Crosby 5.0, S. Thomas 3.5, Q. Jefferson 3.0, D. Philon 2.0, C. Nassib 1.5, N. Hobbs 1.0, C. Littleton 0.5, D. Square 0.5, **TM** 25.0, **OPP** 25.0 **FUM/LOST**: D. Carr 8/2, H. Renfrow 2/0, D. Jackson 1/1, K. Drake 1/0, P. Barber 1/0, A. James 1/0, **TM** 14/3, **OPP** 18/8

PASSING	ATT	CMP	YDS	CMP%	YDS/ATT	TD	TD%	INT	INT%	LONG	SACK	LOST	RATING
D. Carr	413	278	3,414	67.3	8.3	17	4.1	9	2.2	61t	25.0	152	97.3
<b>TEAM</b>	<b>413</b>	<b>278</b>	<b>3,414</b>	<b>67.3</b>	<b>8.3</b>	<b>17</b>	<b>4.1</b>	<b>9</b>	<b>2.2</b>	<b>61t</b>	<b>25</b>	<b>152</b>	<b>97.3</b>
<b>OPPONENTS</b>	<b>409</b>	<b>272</b>	<b>2,711</b>	<b>66.5</b>	<b>6.6</b>	<b>20</b>	<b>4.9</b>	<b>4</b>	<b>1.0</b>	<b>52</b>	<b>25</b>	<b>130</b>	<b>97.3</b>

RUSHING	NO.	YDS	AVG	LONG	TD			
J. Jacobs	111	420	3.8	21	6			
K. Drake	62	254	4.1	21	2			
P. Barber	38	146	3.8	27	1			
D. Carr	27	73	2.7	22	0			
M. Mariota	5	45	9.0	31	1			
H. Ruggs III	3	16	5.3	7	0			
J. Richard	5	8	1.6	5	0			
H. Renfrow	2	7	3.5	5	0			
D. Jackson	1	4	4.0	4	0			
Z. Jones	1	4	4.0	4	0			
N. Peterman	2	2	1.0	1	0			
A. Ingold	2	1	0.5	1	0			
B. Edwards	1	0	0.0	0	0			
TEAM	260	980	3.8	31	10			
OPPONENTS	315	1,385	4.4	35t	11			
RECEIVING	TAR	NO.	YDS	AVG	LONG	TD		
D. Waller	84	53	643	12.1	33	2		
H. Renfrow	82	64	658	10.3	54	4		
B. Edwards	40	22	446	20.3	51	2		
K. Drake	38	29	283	9.8	31t	1		
H. Ruggs III	36	24	469	19.5	61t	2		
J. Jacobs	36	30	198	6.6	29	0		
Z. Jones	23	14	236	16.9	43	1		
F. Moreau	19	12	135	11.3	25	3		
A. Ingold	12	10	85	8.5	29	1		
J. Richard	10	8	45	5.6	10	0		
D. Jackson	5	4	140	35.0	56t	1		
W. Snead IV	5	3	32	10.7	15	0		
P. Barber	5	3	31	10.3	23	0		
D. Carrier	2	2	13	6.5	9	0		
D. Helm	1	0	0	0.0	0	0		
TEAM	398	278	3,414	12.3	61t	17		
OPPONENTS	394	272	2,711	10.0	52	20		
INTERCEPTIONS	NO.	YDS	AVG	LONG	TD			
T. Moehrig	1	35	35.0	35	0			
T. Mullen Jr.	1	18	18.0	18	0			
J. Abram	1	6	6.0	6	0			
B. Facyson	1	0	0.0	0	0			
TEAM	4	59	14.8	35	0			
OPPONENTS	9	140	15.6	85t	2			
FUMBLES	FUM	LST	FF	REC	TD			
D. Carr	8	2	0	4	0			
D. Jackson	1	1	0	0	0			
K. Drake	1	0	0	1	0			
P. Barber	1	0	0	0	0			
J. Simpson	0	0	0	3	0			
H. Renfrow	2	0	0	0	0			
A. Ingold	0	0	0	1	0			
D. Leavitt	0	0	0	1	0			
A. James	1	0	0	0	0			
TEAM	14	3	0	10	0			
OPPONENTS	18	8	0	6	0			
PUNTING	NO.	YDS	AVG	NET	TB	IN	LG	B
A. Cole	45	2,303	51.2	42.8	5	20	71	0
TEAM	45	2,303	51.2	42.8	5	20	71	0
OPPONENTS	43	2,003	46.6	42.8	0	21	60	0
PUNT RETURNS	RET	FC	YDS	AVG	LONG	TD		
H. Renfrow	18	17	158	8.8	21	0		
N. Kwiatkoski	1	0	6	6.0	6	0		
TEAM	19	17	164	8.6	21	0		
OPPONENTS	22	11	277	12.6	37	0		
KICKOFF RETURNS	NO.	YDS	AVG	LONG	TD			
K. Drake	9	173	19.2	31	0			
J. Richard	8	167	20.9	32	0			
H. Ruggs III	4	70	17.5	22	0			
P. Barber	1	25	25.0	25	0			
TEAM	22	435	19.8	32	0			
OPPONENTS	26	591	22.7	100t	1			
FIELD GOALS	1-19	20-29	30-39	40-49	50+			
D. Carlson	0/0	7/8	8/8	5/6	4/5			
TEAM	0/0	7/8	8/8	5/6	4/5			
OPPONENTS	0/0	1/1	5/5	8/10	5/6			

**2021 REGULAR SEASON LAS VEGAS RAIDERS DEFENSIVE STATS  
(THROUGH WEEK 12)**

POS.	PLAYER	TKL.	AST.	COMB	TFL	SACKS/SK. YDS.	PR	FR	FF	INT./YDS.	PD
LB	D. Perryman	76	45	121	4	0.0/0.0	2	2	0	0/0	3
S	J. Abram	52	40	92	2	0.0/0.0	3	1	0	1/6	3
LB	C. Littleton	46	41	87	2	0.5/0.5	2	1	0	0/0	3
CB	N. Hobbs	35	13	48	1	1.0/6.0	3	0	1	0/0	1
CB	B. Facyson	25	11	36	0	0.0/0.0	0	0	0	1/0	8
S	T. Moehrig	22	14	36	0	0.0/0.0	0	0	0	1/35	5
DT	Q. Jefferson	10	23	33	2	3.0/20.5	10	0	2	0/0	0
CB	C. Hayward Jr.	28	3	31	3	0.0/0.0	0	0	0	0/0	4
DE	M. Crosby	17	13	30	6	5.0/27.5	24	0	0	0/0	2
LB	K. Wright	14	15	29	2	0.0/0.0	0	0	0	0/0	0
DT	J. Hankins	11	18	29	1	0.0/0.0	2	0	0	0/0	1
DT	S. Thomas	11	13	24	3	3.5/19.5	11	0	2	0/0	2
DE	Y. Ngakoue	14	8	22	5	8.0/32.0	15	0	2	0/0	3
S	D. Leavitt	11	8	19	0	0.0/0.0	0	1	0	0/0	1
DE	C. Nassib	15	3	18	3	1.5/12.5	3	0	1	0/0	0
CB	A. Robertson	14	4	18	0	0.0/0.0	0	0	0	0/0	0
CB	T. Mullen Jr.	13	2	15	0	0.0/0.0	0	0	0	1/18	4
LB	N. Kwiatkoski	10	4	14	1	0.0/0.0	0	0	0	0/0	0
DT	D. Philon	7	4	11	3	2.0/10.0	2	2	0	0/0	0
DT	D. Square	2	5	7	0	0.5/1.5	3	0	0	0/0	0
S	R. Teamer	4	1	5	0	0.0/0.0	0	0	0	0/0	0
DE	C. Ferrell	3	2	5	0	0.0/0.0	1	0	0	0/0	1
CB	D. Arnette	2	2	4	0	0.0/0.0	0	0	0	0/0	1
CB	D. Trufant	1	1	2	0	0.0/0.0	0	0	0	0/0	1
S	T. Gillespie	0	2	2	0	0.0/0.0	0	0	0	0/0	0
LB	D. Deablo	1	0	1	0	0.0/0.0	0	0	0	0/0	0
CB	K. Nixon	0	1	1	0	0.0/0.0	0	0	0	0/0	0
WR	H. Renfrow	0	0	0	0	0.0/0.0	0	0	0	0/0	1
<b>TOTALS</b>		<b>444</b>	<b>296</b>	<b>740</b>	<b>38</b>	<b>25.0/130.0</b>	<b>81</b>	<b>7</b>	<b>8</b>	<b>4/59</b>	<b>44</b>

**2021 REGULAR SEASON RAIDERS SPECIAL TEAMS STATS**

POS.	PLAYER	TKL.	AST.	COMB.
S	Leavitt, Dallin	4	6	10
LB	Kwiatkoski, Nick	3	4	7
LB	Lee, Marquel	3	2	5
S	Gillespie, Tyree	1	4	5
FB	Ingold, Alec	2	2	4
S	Teamer, Roderic	2	2	4
TE	Moreau, Foster	2	1	3
LB	Deablo, Divine	1	2	3
CB	Hobbs, Nate	1	2	3
TE	Carrier, Derek	2	0	2
CB	Facyson, Brandon	2	0	2
S	Moehrig, Tre'von	2	0	2
S	Abram, Johnathan	1	1	2
WR	Jones, Zay	1	1	2
LB	Littleton, Cory	1	1	2
CB	Nixon, Keisean	0	2	2
P	Cole, AJ	1	0	1
DE	Ferrell, Clelin	1	0	1
CB	Mullen Jr., Trayvon	1	0	1
LS	Sieg, Trent	1	0	1
WR	Stoner, Dillon	1	0	1
CB	Robertson, Amik	0	1	1
<b>TOTALS</b>		<b>33</b>	<b>31</b>	<b>64</b>

**DEFENSIVE SCORES**

**INT (0)**

**FR (0)**

**Safety (1)** (:36) (Shotgun) J.Brissett pass short left to J.Waddle tackled in End Zone for -1 yards, SAFETY (C.Hayward). **vs. MIA (09/26/21)**

**SPECIAL TEAMS BIG PLAYS**

**FR (1)**

(:45) A.Cole punts 61 yards to KC 9, Center-T.Sieg. M.Hughes to KC 46 for 37 yards (A.Cole). FUMBLES (A.Cole), RECOVERED by LV-F.Moreau at 50. LV-A.Ingold was injured during the play. **vs. KC (11/14/21)**

REGULAR SEASON DEFENSIVE AND SPECIAL TEAMS STATISTICS ARE BASED ON PRESS BOX STATISTICS.



**2021 REGULAR SEASON RAIDERS GAME-BY-GAME OFFENSE**

	09/13	09/19	09/26	10/04	10/10	10/17	10/24	11/07	11/14	11/21	11/25	12/05	12/12	12/18	12/26	01/02	01/09	
	BAL	@ PIT	MIA	@ LAC	CHI	@ DEN	PHI	@ NYG	KC	CIN	@ DAL	WAS	@ KC	@ CLE	DEN	@ IND	LAC	Totals
<b>SCORING</b>																		
Points	33	26	31	14	9	34	33	16	14	13	36							259
Q1	0	3	2	0	3	10	0	7	0	3	14							42
Q2	10	6	10	0	0	7	17	6	7	3	3							69
Q3	0	7	7	14	0	14	13	3	7	0	10							75
Q4	17	10	6	0	6	3	3	0	0	7	6							58
OT	6	0	6	0	0	0	0	0	0	0	3							15
TD Rushing	2	0	1	0	1	2	2	0	0	0	2							10
TD Passing	2	2	2	2	0	2	2	1	2	1	1							17
TD KO Returns	0	0	0	0	0	0	0	0	0	0	0							0
TD Punt Returns	0	0	0	0	0	0	0	0	0	0	0							0
TD Sp. Teams	0	0	0	0	0	0	0	0	0	0	0							0
TD Def. Returns	0	0	0	0	0	0	0	0	0	0	0							0
FG Attempts	2	4	3	1	1	3	2	4	0	2	5							27
FG Made	2	4	3	0	1	2	2	3	0	2	5							24
Safety	0	0	1	0	0	0	0	0	0	0	0							1
2-Pt Attempts	0	0	0	0	1	0	0	0	0	0	0							1
2-Pt Made	0	0	0	0	0	0	0	0	0	0	0							0
Time of Possession	34:08	34:22	38:47	25:17	27:58	25:27	32:31	29:49	24:34	22:40	39:02							334:35
<b>FIRST DOWNS</b>																		
Total	26	22	28	13	16	16	23	24	15	13	28							224
Rushing	6	4	7	2	6	4	7	8	3	5	7							59
Passing	17	17	18	8	7	11	16	15	11	8	14							142
Penalty	3	1	3	3	3	1	0	1	1	0	7							23
<b>THIRD DOWNS</b>																		
Attempts	15	13	15	13	14	11	9	12	9	7	13							131
Converted	7	5	8	4	5	4	3	4	1	1	3							45
Percentage	46.7%	38.5%	53.3%	30.8%	35.7%	36.4%	33.3%	33.3%	11.1%	14.3%	23.1%							34.4%
<b>FOURTH DOWNS</b>																		
Attempts	1	1	1	3	3	0	1	1	2	0	0							13
Converted	0	1	0	1	1	0	1	1	1	0	0							6
Percentage	0.0%	100.0%	0.0%	33.3%	33.3%	0	100.0%	100.0%	50.0%	0	0							46.2%
<b>TOT. OFFENSE</b>																		
Net Yards	491	425	497	213	259	426	442	403	299	278	509							4,242
Plays	80	64	81	56	60	52	63	67	51	47	77							698
Avg./Play	6.1	6.6	6.1	3.8	4.3	8.2	7.0	6.0	5.9	5.9	6.6							6.1
<b>RUSHING</b>																		
Net Yards	82	52	140	48	71	86	119	117	50	72	143							980
Rush. Att.	21	25	35	18	22	23	29	20	14	18	35							260
Avg./Att.	3.9	2.1	4.0	2.7	3.2	3.7	4.1	5.9	3.6	4.0	4.1							3.8
<b>PASSING</b>																		
Net Yards	409	373	357	165	188	340	323	286	249	206	366							3,262
Attempts	56	37	43	34	35	27	34	46	35	27	39							413
Completions	34	28	26	21	22	18	31	30	25	19	24							278
Intercepted	1	0	1	1	1	0	1	2	1	1	0							9
Gross Yards	435	382	386	196	206	341	323	296	261	215	373							3,414
Sacked	3.0	2.0	3.0	4.0	3.0	2.0	0.0	1.0	2.0	2.0	3.0							25.0
Yards Lost	26	9	29	31	18	1	0	10	12	9	7							152
<b>PENALTIES</b>																		
Number	10	5	8	7	10	6	7	6	9	7	14							89
Yards	62	40	104	58	82	54	65	65	68	77	110							785
<b>FUMBLES</b>																		
Number	1	2	2	2	0	1	0	2	1	2	1							14
Lost	0	0	0	0	0	0	0	1	1	1	0							3
<b>PUNTING</b>																		
Yards	316	190	216	256	224	228	94	100	250	186	243							2,303
Punts	6	4	4	5	4	4	2	2	5	4	5							45
Net Avg.	41.5	37.3	47.3	47.2	46.5	47.0	44.0	37.0	36.8	39.0	45.4							42.8
Gross Avg.	52.7	47.5	54.0	51.2	56.0	57.0	47.0	50.0	50.0	46.5	48.6							51.2

## 2021 REGULAR SEASON RAIDERS GAME-BY-GAME DEFENSE

	09/13	09/19	09/26	10/04	10/10	10/17	10/24	11/07	11/14	11/21	11/25	12/05	12/12	12/18	12/26	01/02	01/09	
	BAL	@ PIT	MIA	@ LAC	CHI	@ DEN	PHI	@ NYG	KC	CIN	DAL	WAS	@ KC	@ CLE	DEN	@ IND	LAC	Totals
<b>SCORING</b>																		
Points	27	17	28	28	20	24	22	23	41	32	33							295
Q1	7	0	14	7	0	7	7	7	7	3	6							65
Q2	7	7	0	14	14	0	0	3	10	7	7							69
Q3	3	0	0	0	0	3	0	7	10	3	6							32
Q4	10	10	11	7	6	14	15	6	14	19	14							126
OT	0	0	3	0	0	0	0	0	0	0	0							3
TD Rushing	2	1	2	1	1	0	1	0	0	2	1							11
TD Passing	1	1	0	3	1	3	2	1	5	1	2							20
TD KO Returns	0	0	0	0	0	0	0	0	0	0	1							1
TD Punt Returns	0	0	0	0	0	0	0	0	0	0	0							0
TD Sp. Teams	0	0	0	0	0	0	0	0	0	0	0							0
TD Def. Returns	0	0	1	0	0	0	0	1	0	0	0							2
FG Attempts	2	1	3	0	2	1	0	3	3	4	3							22
FG Made	2	1	2	0	2	1	0	3	2	4	2							19
Safety	0	0	0	0	0	0	0	0	0	0	0							0
2-Pt Attempts	0	0	1	0	0	0	1	0	0	0	2							4
2-Pt Made	0	0	1	0	0	0	1	0	0	0	1							3
Time of Possession	32:14	25:38	31:13	34:43	32:02	34:33	27:29	30:11	35:26	37:20	26:30							347:19
<b>FIRST DOWNS</b>																		
Total	20	17	22	25	19	25	22	16	29	23	23							241
Rushing	8	3	5	11	7	6	8	8	5	10	6							77
Passing	11	13	13	13	8	18	12	6	23	10	13							140
Penalty	1	1	4	1	4	1	2	2	1	3	4							24
<b>THIRD DOWNS</b>																		
Attempts	12	12	18	13	13	14	13	12	15	16	13							151
Converted	3	5	6	4	6	5	6	6	9	8	3							61
Percentage	25.0%	41.7%	33.3%	30.8%	46.2%	35.7%	46.2%	50.0%	60.0%	50.0%	23.1%							40.4%
<b>FOURTH DOWNS</b>																		
Attempts	2	1	4	3	0	3	3	0	3	0	0							19
Converted	1	0	3	2	0	1	2	0	3	0	0							12
Percentage	50.0%	0.0%	75.0%	66.7%	0	33.3%	66.7%	0	100.0%	0	0							63.2%
<b>TOT. OFFENSE</b>																		
Net Yards	406	331	330	380	252	421	358	247	516	288	437							3,966
Plays	67	56	78	75	60	77	68	54	76	70	68							749
Avg./Play	6.1	5.9	4.2	5.1	4.2	5.5	5.3	4.6	6.8	4.1	6.4							5.3
<b>RUSHING</b>																		
Net Yards	189	39	133	168	143	112	135	149	94	159	64							1,385
Rush. Att.	34	14	27	34	37	23	32	31	25	38	20							315
Avg./Att.	5.6	2.8	4.9	4.9	3.9	4.9	4.2	4.8	3.8	4.2	3.2							4.4
<b>PASSING</b>																		
Net Yards	217	292	197	212	109	309	223	98	422	129	373							2,581
Attempts	30	40	49	39	21	49	34	20	51	29	47							409
Completions	19	27	32	25	13	35	18	15	36	20	32							272
Intercepted	0	1	0	0	0	3	0	0	0	0	0							4
Gross Yards	235	295	215	222	119	334	236	110	422	148	375							2,711
Sacked	3.0	2.0	2.0	2.0	2.0	5.0	2.0	3.0	0.0	3.0	1.0							25.0
Yards Lost	18	3	18	10	10	25	13	12	0	19	2							130
<b>PENALTIES</b>																		
Number	5	5	8	7	8	6	4	4	4	1	14							66
Yards	71	43	68	105	70	53	37	35	34	5	166							687
<b>FUMBLES</b>																		
Number	4	1	2	0	1	1	3	1	2	3	0							18
Lost	2	0	0	0	0	1	2	1	1	1	0							8
<b>PUNTING</b>																		
Yards	179	197	155	253	234	164	143	146	42	105	385							2,003
Punts	4	4	4	6	5	4	3	3	1	2	7							43
Net Avg.	42.3	42.8	36.5	37.5	45.0	39.8	42.7	47.0	42.0	41.0	50.1							42.8
Gross Avg.	44.8	49.3	38.8	42.2	46.8	41.0	47.7	48.7	42.0	52.5	55.0							46.6

## LAS VEGAS RAIDERS SEASON HIGHS

CATEGORY	HIGH	DATE	OPPONENT
Points	36	11/25	at Dallas
Points in a Quarter	17	9/13	vs. Baltimore
Points in a Half	17	9/13	vs. Baltimore
Total Touchdowns	4	9/13	vs. Baltimore
Offensive Plays	81	9/26	vs. Miami
Total Net Yards	509	11/25	at Dallas
Total First Downs	28	9/26	vs. Miami
First Downs Rushing	8	11/7	at N.Y. Giants
First Downs Passing	18	9/26	vs. Miami
First Down Penalties	7	11/25	at Dallas
Third Down Efficiency	53.3%	9/26	vs. Miami
Average Yards Per Play	8.2	10/17	at Denver
Total Net Yards Rushing	143	11/25	at Dallas
Rushing Attempts	35	9/26	vs. Miami
Rushing Average Yards	5.9	11/7	at N.Y. Giants
Rushing Touchdowns	2	9/13	vs. Baltimore
Total Net Yards Passing	409	9/13	vs. Baltimore
Passing Attempts	56	9/13	vs. Baltimore
Passing Completions	34	9/13	vs. Baltimore
Passing Touchdowns	2	9/13	vs. Baltimore
Yards Per Attempt	11.7	10/17	at Denver
Passes Thrown for Interception	2	11/7	at N.Y. Giants
Times Sacked	4	10/4	at L.A. Chargers
QB Sacks	4	10/4	at L.A. Chargers
Sack Yards Lost	31	10/4	at L.A. Chargers
Total Punts	6	9/13	vs. Baltimore
Total Punt Yards	316	9/13	vs. Baltimore
Gross Punting Average	57	10/17	at Denver
Net Punting Average	47.3	9/26	vs. Miami
Punt Returns	4	10/4	at L.A. Chargers
Punt Return Yards	34	11/25	at Dallas
Punt Return Average	15.0	10/24	vs. Philadelphia
Kickoff Returns	5	11/7	at N.Y. Giants
Kickoff Return Yards	107	11/7	at N.Y. Giants
Total Penalties	14	11/25	at Dallas
Penalty Yards	110	11/25	at Dallas
Total Fumbles	2	9/19	at Pittsburgh
Fumbles Lost	1	11/7	at N.Y. Giants
Time of Possession	39:02	11/25	at Dallas
Turnovers	3	11/7	at N.Y. Giants

## OPPONENT SEASON HIGHS

CATEGORY	HIGH	DATE	OPPONENT
Points	41	11/14	vs. Kansas City
Points in a Quarter	19	11/21	vs. Cincinnati
Points in a Half	24	11/14	vs. Kansas City
Total Touchdowns	5	11/14	vs. Kansas City
Offensive Plays	78	9/26	vs. Miami
Total Net Yards	516	11/14	vs. Kansas City
Total First Downs	29	11/14	vs. Kansas City
First Downs Rushing	11	10/4	at L.A. Chargers
First Downs Passing	23	11/14	vs. Kansas City
First Down Penalties	4	9/26	vs. Miami
Third Down Efficiency	60.0%	11/14	vs. Kansas City
Average Yards Per Play	6.8	11/14	vs. Kansas City
Total Net Yards Rushing	189	9/13	vs. Baltimore
Rushing Attempts	38	11/21	vs. Cincinnati
Rushing Average Yards	5.6	9/13	vs. Baltimore
Rushing Touchdowns	2	9/13	vs. Baltimore
Total Net Yards Passing	422	11/14	vs. Kansas City
Passing Attempts	51	11/14	vs. Kansas City
Passing Completions	36	11/14	vs. Kansas City
Passing Touchdowns	5	11/14	vs. Kansas City
Yards Per Attempt	8.3	11/14	vs. Kansas City
Passes Thrown for Interception	3	10/17	at Denver
Times Sacked	5	10/17	at Denver
QB Sacks	5	10/17	at Denver
Sack Yards Lost	25	10/17	at Denver
Total Punts	7	11/25	at Dallas
Total Punt Yards	385	11/25	at Dallas
Gross Punting Average	55	11/25	at Dallas
Net Punting Average	50.1	11/25	at Dallas
Punt Returns	4	9/13	vs. Baltimore
Punt Return Yards	67	9/13	vs. Baltimore
Punt Return Average	23.0	11/14	vs. Kansas City
Kickoff Returns	4	9/19	at Pittsburgh
Kickoff Return Yards	129	11/25	at Dallas
Total Penalties	14	11/25	at Dallas
Penalty Yards	166	11/25	at Dallas
Total Fumbles	4	9/13	vs. Baltimore
Fumbles Lost	2	9/13	vs. Baltimore
Time of Possession	37:20	11/21	vs. Cincinnati
Turnovers	4	10/17	at Denver



## INDIVIDUAL SINGLE-GAME HIGHS

### 2021 REGULAR SEASON RAIDERS INDIVIDUAL SINGLE-GAME HIGHS

Touchdowns	2	Kenyan Drake	at Broncos	10/17
		Josh Jacobs	vs. Ravens	09/13
Passes Attempted	56	Derek Carr	vs. Ravens	09/13
Passes Completed	34	Derek Carr	vs. Ravens	09/13
Completion Percentage	91.1	Derek Carr	vs. Eagles	10/24
Passing Yards	435	Derek Carr	vs. Ravens	09/13
Yards Per Attempt	12.6	Derek Carr	at Broncos	10/17
Touchdown Passes	2	Derek Carr	vs. Chiefs	11/14
		Derek Carr	vs. Eagles	10/24
		Derek Carr	at Broncos	10/17
		Derek Carr	at Chargers	10/04
		Derek Carr	vs. Dolphins	09/26
		Derek Carr	at Steelers	09/19
		Derek Carr	vs. Ravens	09/13
Receptions	10	Darren Waller	vs. Ravens	09/13
Receiving Yards	134	Hunter Renfrow	at Cowboys	11/25
Touchdown Receptions	1	DeSean Jackson	at Cowboys	11/25
		Foster Moreau	vs. Bengals	11/21
		Bryan Edwards	vs. Chiefs	11/14
		Hunter Renfrow	vs. Chiefs	11/14
		Hunter Renfrow	at Giants	11/07
		Bryan Edwards	vs. Eagles	10/24
		Foster Moreau	vs. Eagles	10/24
		Kenyan Drake	at Broncos	10/17
		Henry Ruggs III	at Broncos	10/17
		Hunter Renfrow	at Chargers	10/04
		Darren Waller	at Chargers	10/04
		Alec Ingold	vs. Dolphins	09/26
		Hunter Renfrow	vs. Dolphins	09/26
		Foster Moreau	at Steelers	09/19
		Henry Ruggs III	at Steelers	09/19
		Zay Jones	vs. Ravens	09/13
		Darren Waller	vs. Ravens	09/13
Rushing Yards	111	Peyton Barber	vs. Dolphins	09/26
Rushing Attempts	23	Peyton Barber	vs. Dolphins	09/26
Rushing Average	5.8	Josh Jacobs	at Giants	11/07
Rushing Touchdowns	2	Josh Jacobs	vs. Ravens	09/13
Yards From Scrimmage	142	Peyton Barber	vs. Dolphins	09/26
Combined Net Yards	170	Hunter Renfrow	at Cowboys	11/25
Interceptions Made	1	Johnathan Abram	at Broncos	10/17
		Brandon Facyson	at Broncos	10/17
		Tre'von Moehrig	at Broncos	10/17
		Trayvon Mullen Jr.	at Steelers	09/19
Interceptions Thrown	2	Derek Carr	at Giants	11/07
INT Return Yards	35	Tre'von Moehrig	at Broncos	10/17
Tackles	14	Denzel Perryman	vs. Dolphins	09/26
Sacks	3.0	Maxx Crosby	at Broncos	10/17
Punts	6	AJ Cole	vs. Ravens	09/13
Punts Inside the 20	4	AJ Cole	at Cowboys	11/25
Punting Average	57.0	AJ Cole	at Broncos	10/17
Punt Returns	3	Hunter Renfrow	at Cowboys	11/25
		Hunter Renfrow	at Chargers	10/04
Punt Return Yards	34	Hunter Renfrow	at Cowboys	11/25
Kickoff Returns	5	Jalen Richard	at Giants	11/07
Kickoff Return Yards	107	Jalen Richard	at Giants	11/07
Field Goals Attempted	5	Daniel Carlson	at Cowboys	11/25
Field Goals Made	5	Daniel Carlson	at Cowboys	11/25

### 2021 REGULAR SEASON LAS VEGAS RAIDERS LONGEST PLAYS

Rushing Long	31	Marcus Mariota	vs. Ravens	09/13
Touchdown Run	18	Kenyan Drake	at Broncos	10/17
Passing Long	61	Derek Carr	at Steelers	09/19
Touchdown Pass Long	61	Derek Carr	at Steelers	09/19
Reception	61	Henry Ruggs III	at Steelers	09/19
Touchdown Reception	61	Henry Ruggs III	at Steelers	09/19
Interception Return	35	Tre'von Moehrig	at Broncos	10/17
Longest Own Fumble Return	1	Alec Ingold	vs. Dolphins	09/26
Longest Opponent's Fumble Return	30	Dallin Leavitt	vs. Bengals	11/21
Punt Return	21	Hunter Renfrow	at Cowboys	11/25
Kickoff Return	32	Jalen Richard	at Giants	11/07
Punt	71	AJ Cole	at Broncos	10/17
Field Goal Made	56	Daniel Carlson	at Cowboys	11/25
Field Goal Attempt	56	Daniel Carlson	at Cowboys	11/25

## 2021 REGULAR SEASON OPPONENTS INDIVIDUAL SINGLE-GAME HIGHS

Touchdowns	2	Joe Mixon	vs. Bengals	11/21
		Tyreek Hill	vs. Chiefs	11/14
		Austin Ekeler	at Chargers	10/04
Passes Attempted	50	Patrick Mahomes	vs. Chiefs	11/14
Passes Completed	35	Patrick Mahomes	vs. Chiefs	11/14
		Teddy Bridgewater	at Broncos	10/17
Completion Percentage	75.0	Daniel Jones	at Giants	11/07
Passing Yards	406	Patrick Mahomes	vs. Chiefs	11/14
Yards Per Attempt	8.1	Patrick Mahomes	vs. Chiefs	11/14
Touchdown Passes	5	Patrick Mahomes	vs. Chiefs	11/14
Receptions	12	Jaylen Waddle	vs. Dolphins	09/26
Receiving Yards	119	Travis Kelce	vs. Chiefs	11/14
Touchdown Receptions	2	Tyreek Hill	vs. Chiefs	11/14
Rushing Yards	123	Joe Mixon	vs. Bengals	11/21
Rushing Attempts	30	Joe Mixon	vs. Bengals	11/21
Rushing Average	7.8	Austin Ekeler	at Chargers	10/04
Rushing Touchdowns	2	Joe Mixon	vs. Bengals	11/21
Yards From Scrimmage	145	Austin Ekeler	at Chargers	10/04
Combined Net Yards	197	Tony Pollard	at Cowboys	11/25
Interceptions Made	2	Xavier McKinney	at Giants	11/07
Interceptions Thrown	3	Teddy Bridgewater	at Broncos	10/17
INT Return Yards	85	Elandon Roberts	vs. Dolphins	09/26
Tackles	13	Keanu Neal	at Cowboys	11/25
Sacks	2.0	Brandon Jones	vs. Dolphins	09/26
Punts	7	Bryan Anger	at Cowboys	11/25
Punts Inside the 20	3	Riley Dixon	at Giants	11/07
		Ty Long	at Chargers	10/04
		Michael Palardy	vs. Dolphins	09/26
		Pressley Harvin III	at Steelers	09/19
Punting Average	55.0	Bryan Anger	at Cowboys	11/25
Punt Returns	4	Devin Duvernay	vs. Ravens	09/13
Punt Return Yards	67	Devin Duvernay	vs. Ravens	09/13
Kickoff Returns	4	Diontae Spencer	at Broncos	10/17
		Ray-Ray McCloud	at Steelers	09/19
Kickoff Return Yards	129	Tony Pollard	at Cowboys	11/25
Field Goals Attempted	4	Evan McPherson	vs. Bengals	11/21
Field Goals Made	4	Evan McPherson	vs. Bengals	11/21

## 2021 REGULAR SEASON OPPONENTS LONGEST PLAYS

Rushing Long	35	Ty'Son Williams	vs. Ravens	09/13
Touchdown Run	35	Ty'Son Williams	vs. Ravens	09/13
Passing Long	52	Ben Roethlisberger	at Steelers	09/19
Touchdown Pass Long	38	Patrick Mahomes	vs. Chiefs	11/14
Reception	52	Chase Claypool	at Steelers	09/19
Touchdown Reception	38	Darrel Williams	vs. Chiefs	11/14
Interception Return	85	Elandon Roberts	vs. Dolphins	09/26
Longest INT Return for TD	85	Elandon Roberts	vs. Dolphins	09/26
Longest Opponent's Fumble Return	43	Sam Hubbard	vs. Bengals	11/21
Punt Return	37	Mike Hughes	vs. Chiefs	11/14
Kickoff Return	100	Tony Pollard	at Cowboys	11/25
Punt	60	Bryan Anger	at Cowboys	11/25
Field Goal Made	56	Chris Boswell	at Steelers	09/19
Field Goal Attempt	59	Greg Zuerlein	at Cowboys	11/25

## 2021 REGULAR SEASON BIG YARDAGE GAMES

## 100-YARD PASS RECEIVERS

DATE	OPPONENT	PLAYER	NO.	YDS.	AVG.	LG	TD
11/25	at Cowboys	Hunter Renfrow	8	134	16.8	54	0
11/21	vs. Bengals	Darren Waller	7	116	16.6	31	0
9/19	at Steelers	Henry Ruggs III	5	113	22.6	61T	1
9/13	vs. Ravens	Darren Waller	10	105	10.5	24	1
11/25	at Cowboys	DeSean Jackson	3	102	34.0	56T	1

## 100-YARD RUSHERS

DATE	OPPONENT	PLAYER	ATT.	YDS.	AVG.	LG	TD
9/26	vs. Dolphins	Peyton Barber	23	111	4.8	27	1

## 300-YARD PASSERS

DATE	OPPONENT	PLAYER	ATT.	COMP./ATT.	YDS.	LG	INT
9/13	vs. Ravens	Derek Carr	56	34/56	435	37	1
9/26	vs. Dolphins	Derek Carr	43	26/43	386	34	1
9/19	at Steelers	Derek Carr	37	28/37	382	61T	0
11/25	at Cowboys	Derek Carr	39	24/39	373	56T	0
10/17	at Broncos	Derek Carr	27	18/27	341	51	0
10/24	vs. Eagles	Derek Carr	34	31/34	323	43	1

## MULTI-SACK GAMES

DATE	OPPONENT	PLAYER	SACKS	YDS.	QBH
10/17	at Broncos	Maxx Crosby	3.0	15.5	5
9/13	vs. Ravens	Maxx Crosby	2.0	12.0	5
10/10	vs. Bears	Yannick Ngakoue	2.0	10.0	2
10/24	vs. Eagles	Yannick Ngakoue	2.0	13.0	2
11/7	at Giants	Yannick Ngakoue	2.0	6.0	2
10/4	at Chargers	Darius Philon	2.0	10.0	2
9/19	at Steelers	Solomon Thomas	2.0	3.0	2

## 2021 OPPONENTS BIG YARDAGE GAMES

## 100-YARD PASS RECEIVERS

DATE	OPPONENT	PLAYER	NO.	YDS.	AVG.	LG	TD
11/14	vs. Chiefs	Travis Kelce	8	119	14.9	30	0
11/25	at Cowboys	Michael Gallup	5	106	21.2	41	0
9/19	at Steelers	Diontae Johnson	9	105	11.7	41	0
11/25	at Cowboys	Cedrick Wilson	7	104	14.9	51	0
11/14	vs. Chiefs	Darrel Williams	9	101	11.2	38T	1

## 100-YARD RUSHERS

DATE	OPPONENT	PLAYER	ATT.	YDS.	AVG.	LG	TD
11/21	vs. Bengals	Joe Mixon	30	123	4.1	20T	2
10/4	at Chargers	Austin Ekeler	15	117	7.8	20	1

## 300-YARD PASSERS

DATE	OPPONENT	PLAYER	ATT.	COMP./ATT.	YDS.	LG	INT
11/14	vs. Chiefs	Patrick Mahomes	50	35/50	406	38T	0
11/25	at Cowboys	Dak Prescott	47	32/47	375	51	0
10/17	at Broncos	Teddy Bridgewater	49	35/49	334	26	3

## MULTI-SACK GAMES

DATE	OPPONENT	PLAYER	SACKS	YDS.	QBH
9/26	vs. Dolphins	Brandon Jones	2.0	22.0	3

DATE	OPPONENT	QTR	RAIDERS PLAYER	RUN	PASS	DOWN	RESULT	GAME OUTCOME
09/19	at Pittsburgh	4	Derek Carr -> Henry Ruggs III		61T	3-10-LV 39	Touchdown	W, 26-17
11/25	at Dallas	1	Derek Carr -> DeSean Jackson		56T	1-10-LV 44	Touchdown	W, 36-33 (ot)
11/25	at Dallas	4	Derek Carr -> Hunter Renfrow		54	1-20-LV 31	Field Goal	W, 36-33 (ot)
10/04	at L.A. Chargers	4	Derek Carr -> Henry Ruggs III		51	1-10-LV 14	Missed FG	L, 28-14
10/17	at Denver	4	Derek Carr -> Bryan Edwards		51	3-5-LV 30	Field Goal	W, 34-24
10/17	at Denver	1	Derek Carr -> Henry Ruggs III		48T	3-2-DEN 48	Touchdown	W, 34-24
10/24	Philadelphia	1	Derek Carr -> Zay Jones		43	3-15-LV 43	Interception	W, 33-22
10/17	at Denver	3	Derek Carr -> Henry Ruggs III		40	3-12-DEN 44	Touchdown	W, 34-24
11/14	Kansas City	3	Derek Carr -> DeSean Jackson		38	1-10-LV 43	Fumble	L, 41-14
09/13	Baltimore	4	Derek Carr -> Henry Ruggs III		37	3-10-BAL 47	Touchdown	W, 33-27 (ot)
11/14	Kansas City	3	Derek Carr -> Bryan Edwards		37T	1-10-KC 37	Touchdown	L, 41-14
11/25	at Dallas	3	Derek Carr -> Zay Jones		35	1-10-LV 9	Punt	W, 36-33 (ot)
09/26	Miami	5	Derek Carr -> Bryan Edwards		34	2-15-LV 20	Field Goal	W, 31-28 (ot)
10/17	at Denver	2	Derek Carr -> Darren Waller		33	2-10-LV 36	Touchdown	W, 34-24
09/13	Baltimore	5	Derek Carr -> Bryan Edwards		32	3-4-BAL 33	Interception	W, 33-27 (ot)
09/26	Miami	5	Derek Carr -> Bryan Edwards		32	2-10-LV 47	Field Goal	W, 31-28 (ot)
09/13	Baltimore	1	Marcus Mariota run	31		3-1-LV 34	Punt	W, 33-27 (ot)
09/13	Baltimore	5	Derek Carr -> Zay Jones		31T	2-14-BAL 31	Touchdown	W, 33-27 (ot)
10/17	at Denver	2	Derek Carr -> Kenyan Drake		31T	1-10-DEN 31	Touchdown	W, 34-24
11/21	Cincinnati	4	Derek Carr -> Darren Waller		31	1-10- 50	Touchdown	L, 32-13
11/25	at Dallas	3	Derek Carr -> Hunter Renfrow		31	1-10-LV 25	Touchdown	W, 36-33 (ot)
09/19	at Pittsburgh	3	Derek Carr -> Henry Ruggs III		30	2-9-PIT 39	Touchdown	W, 26-17
11/25	at Dallas	4	Derek Carr -> DeSean Jackson		30	1-10-LV 25	Field Goal	W, 36-33 (ot)
10/10	Chicago	2	Derek Carr -> Henry Ruggs III		29	1-10-LV 18	Downs	L, 20-9
10/10	Chicago	1	Derek Carr -> Darren Waller		29	3-9-LV 32	Field Goal	L, 20-9
10/17	at Denver	3	Derek Carr -> Josh Jacobs		29	2-4- 50	Touchdown	W, 34-24
10/24	Philadelphia	4	Derek Carr -> Alec Ingold		29	2-8-LV 27	Field Goal	W, 33-22
09/13	Baltimore	5	Derek Carr -> Hunter Renfrow		27	2-12-LV 34	Interception	W, 33-27 (ot)
09/26	Miami	5	Peyton Barber run	27		1-10-MIA 46	Field Goal	W, 31-28 (ot)
11/14	Kansas City	1	Derek Carr -> Bryan Edwards		27	1-10- 50	Touchdown	L, 41-14
09/19	at Pittsburgh	2	Derek Carr -> Foster Moreau		25	1-10-LV 48	Field Goal	W, 26-17
09/19	at Pittsburgh	4	Derek Carr -> Darren Waller		25	2-7-LV 30	Field Goal	W, 26-17
09/26	Miami	1	Derek Carr -> Hunter Renfrow		25	3-10-LV 35	Punt	W, 31-28 (ot)
10/17	at Denver	1	Derek Carr -> Hunter Renfrow		25	1-10-LV 36	Field Goal	W, 34-24
11/21	Cincinnati	1	Derek Carr -> Darren Waller		25	1-10-LV 15	Punt	L, 32-13
11/21	Cincinnati	4	Derek Carr -> Darren Waller		25	1-10-LV 25	Touchdown	L, 32-13
09/13	Baltimore	2	Derek Carr -> Darren Waller		24	3-1-BAL 43	Touchdown	W, 33-27 (ot)
09/26	Miami	1	Derek Carr -> Hunter Renfrow		24	2-8-LV 17	Interception	W, 31-28 (ot)
10/24	Philadelphia	3	Derek Carr -> Bryan Edwards		24	1-10-PHI 31	Touchdown	W, 33-22
11/07	at N.Y. Giants	4	Derek Carr -> Darren Waller		24	1-10-LV 23	Missed FG	L, 23-16
11/14	Kansas City	3	Derek Carr -> Bryan Edwards		24	2-9-LV 19	Fumble	L, 41-14
09/19	at Pittsburgh	3	Derek Carr -> Hunter Renfrow		23	3-9-LV 37	Touchdown	W, 26-17
09/26	Miami	3	Derek Carr -> Peyton Barber		23	2-7-LV 38	Touchdown	W, 31-28 (ot)
09/26	Miami	1	Derek Carr -> Bryan Edwards		23	1-10-MIA 49	Interception	W, 31-28 (ot)
09/26	Miami	2	Derek Carr -> Henry Ruggs III		23	2-6-LV 29	Touchdown	W, 31-28 (ot)
09/26	Miami	3	Derek Carr -> Darren Waller		23	3-13-MIA 42	Touchdown	W, 31-28 (ot)
11/07	at N.Y. Giants	4	Derek Carr -> Kenyan Drake		22	1-10-NYG 32	Missed FG	L, 23-16
11/14	Kansas City	3	Derek Carr -> Zay Jones		22	2-5-LV 41	Touchdown	L, 41-14
11/25	at Dallas	3	Derek Carr run	22		3-11-LV 24	Field Goal	W, 36-33 (ot)
09/13	Baltimore	4	Derek Carr -> Kenyan Drake		21	3-28-LV 23	Punt	W, 33-27 (ot)
09/26	Miami	2	Derek Carr -> Henry Ruggs III		21	3-3-MIA 29	Touchdown	W, 31-28 (ot)
10/04	at L.A. Chargers	2	Derek Carr -> Darren Waller		21	3-5-LV 20	Punt	L, 28-14
10/24	Philadelphia	3	Derek Carr -> Foster Moreau		21	2-12-PHI 43	Touchdown	W, 33-22
11/07	at N.Y. Giants	4	Kenyan Drake run	21		1-10-LV 47	Missed FG	L, 23-16
11/21	Cincinnati	2	Derek Carr -> Darren Waller		21	1-10-LV 25	Punt	L, 32-13



## BIG PLAYS OF 20+ YARDS

11/25	at Dallas	2	Derek Carr -> Darren Waller	21	1-10-LV 42	Field Goal	W, 36-33 (ot)
11/25	at Dallas	5	Josh Jacobs run	21	2-2-LV 30	Field Goal	W, 36-33 (ot)
09/13	Baltimore	4	Derek Carr -> Bryan Edwards	20	1-10-LV 25	Field Goal	W, 33-27 (ot)
10/24	Philadelphia	2	Derek Carr -> Josh Jacobs	20	2-4-PHI 28	Touchdown	W, 33-22
11/07	at N.Y. Giants	1	Derek Carr -> Hunter Renfrow	20	3-4-NYG 44	Touchdown	L, 23-16
11/07	at N.Y. Giants	2	Derek Carr -> Darren Waller	20	1-15-NYG 41	Field Goal	L, 23-16
11/07	at N.Y. Giants	3	Derek Carr -> Zay Jones	20	1-15-NYG 34	Field Goal	L, 23-16
11/21	Cincinnati	4	Derek Carr -> Zay Jones	20	2-2-LV 33	Fumble	L, 32-13

DATE	OPPONENT	QTR	OPP. PLAYER	RUN	PASS	DOWN	RESULT	GAME OUTCOME
09/19	at Pittsburgh	4	Ben Roethlisberger -> Chase Claypool		52	2-7-PIT 23	Touchdown	W, 17-26
11/25	at Dallas	2	Dak Prescott -> Cedrick Wilson		51	2-8-DAL 16	Touchdown	W, 33-36 (ot)
09/13	Baltimore	4	Lamar Jackson -> Sammy Watkins		49	2-5-BAL 43	Touchdown	W, 27-33 (ot)
09/19	at Pittsburgh	2	Ben Roethlisberger -> Diontae Johnson		41	3-8-LV 46	Touchdown	W, 17-26
11/25	at Dallas	4	Dak Prescott -> Michael Gallup		41	2-3-DAL 33	Field Goal	W, 33-36 (ot)
11/14	Kansas City	4	<b>Patrick Mahomes -&gt; Darrel Williams</b>		<b>38T</b>	3-11-LV 38	Touchdown	L, 14-41
09/13	Baltimore	1	<b>Ty'Son Williams run</b>	<b>35T</b>		4-1-LV 35	Touchdown	W, 27-33 (ot)
10/04	at L.A. Chargers	2	Justin Herbert -> Stephen Anderson		34	2-2-LV 46	Touchdown	L, 14-28
11/14	Kansas City	3	Patrick Mahomes -> Tyreek Hill		32	3-2-LV 49	Field Goal	L, 14-41
11/25	at Dallas	4	Dak Prescott -> Michael Gallup		32	2-6-DAL 35	Touchdown	W, 33-36 (ot)
11/25	at Dallas	4	<b>Dak Prescott -&gt; Dalton Schultz</b>		<b>32T</b>	2-9-LV 32	Touchdown	W, 33-36 (ot)
10/17	at Denver	3	Javonte Williams run	30		1-10-LV 47	Field Goal	W, 24-34
11/07	at N.Y. Giants	1	<b>Daniel Jones -&gt; Evan Engram</b>		<b>30T</b>	2-5-LV 30	Touchdown	L, 16-23
11/14	Kansas City	4	Patrick Mahomes -> Travis Kelce		30	3-2-KC 45	Touchdown	L, 14-41
09/13	Baltimore	2	Lamar Jackson -> Sammy Watkins		29	2-14-LV 43	Touchdown	W, 27-33 (ot)
09/13	Baltimore	2	Lamar Jackson -> Marquise Brown		29	1-10-BAL 32	Touchdown	W, 27-33 (ot)
09/13	Baltimore	4	Lamar Jackson run	28		2-10-BAL 35	Field Goal	W, 27-33 (ot)
09/26	Miami	5	Jacoby Brissett -> Mike Gesicki		27	4-20-MIA 15	Field Goal	W, 28-31 (ot)
10/24	Philadelphia	3	Jalen Hurts -> Quez Watkins		27	1-10-PHI 25	Fumble	W, 22-33
11/14	Kansas City	2	Patrick Mahomes -> Mecole Hardman		27	1-10-LV 39	Touchdown	L, 14-41
10/17	at Denver	4	Teddy Bridgewater -> Noah Fant		26	1-10-DEN 48	Touchdown	W, 24-34
10/17	at Denver	4	Teddy Bridgewater -> Noah Fant		26	1-10-DEN 14	Touchdown	W, 24-34
09/19	at Pittsburgh	4	<b>Ben Roethlisberger -&gt; Najee Harris</b>		<b>25T</b>	3-10-LV 25	Touchdown	W, 17-26
10/24	Philadelphia	4	Jalen Hurts -> Dallas Goedert		25	1-10-LV 49	Touchdown	W, 22-33
09/26	Miami	1	<b>Malcolm Brown run</b>	<b>24T</b>		1-10-LV 24	Touchdown	W, 28-31 (ot)
10/24	Philadelphia	1	Jalen Hurts -> Dallas Goedert		24	2-5-PHI 46	Touchdown	W, 22-33
10/17	at Denver	1	<b>Teddy Bridgewater -&gt; Tim Patrick</b>		<b>23T</b>	1-10-LV 23	Touchdown	W, 24-34
10/04	at L.A. Chargers	1	Justin Herbert -> Jared Cook		22	2-6-LAC 41	Touchdown	L, 14-28
11/14	Kansas City	4	<b>Patrick Mahomes -&gt; Byron Pringle</b>		<b>22T</b>	2-7-LV 22	Touchdown	L, 14-41
11/14	Kansas City	1	Patrick Mahomes -> Darrel Williams		22	1-10-KC 39	Touchdown	L, 14-41
09/13	Baltimore	1	Lamar Jackson -> Ty'Son Williams		21	2-10-BAL 35	Touchdown	W, 27-33 (ot)
10/04	at L.A. Chargers	1	Jalen Guyton run	21		1-10-LAC 40	Downs	L, 14-28
10/24	Philadelphia	3	Jalen Hurts -> Dallas Goedert		21	4-10-LV 28	Fumble	W, 22-33
11/14	Kansas City	2	Darrel Williams run	21		2-3-KC 32	Field Goal	L, 14-41
10/04	at L.A. Chargers	4	Austin Ekeler run	20		1-10-LAC 44	Punt	L, 14-28
10/24	Philadelphia	4	Jalen Hurts -> DeVonta Smith		20	1-10-PHI 40	Touchdown	W, 22-33
10/24	Philadelphia	2	Jalen Hurts -> DeVonta Smith		20	2-9-PHI 36	Punt	W, 22-33
11/07	at N.Y. Giants	2	Devontae Booker run	20		2-1-NYG 49	Field Goal	L, 16-23
11/21	Cincinnati	4	<b>Joe Mixon run</b>	<b>20T</b>		2-3-LV 20	Touchdown	L, 13-32

**RAIDERS**
**(AS OF NOV 30, 2021, 1:33 PM PST)**
**2021 : REGULAR SEASON**

PLAYS			NET YARDS			TIME		
DATE	OPPONENT	PLAYS	DATE	OPPONENT	NET YARDS	DATE	OPPONENT	TIME
10/10	Chicago	16 (touchdown)	10/24	Philadelphia	96 (touchdown) [PEN: 0, GROSS: 96]	10/10	Chicago	8:19 (touchdown)
11/14	Kansas City	15 (downs)	9/26	Miami	95 (touchdown) [PEN: 19, GROSS: 76]	11/7	at N.Y. Giants	8:08 (field goal)
11/7	at N.Y. Giants	15 (field goal)	11/7	at N.Y. Giants	85 (field goal) [PEN: -5, GROSS: 90]	9/19	at Pittsburgh	6:23 (field goal)
11/25	at Dallas	13 (field goal)	10/17	at Denver	82 (touchdown) [PEN: 0, GROSS: 82]	10/24	Philadelphia	6:22 (interception)
9/19	at Pittsburgh	13 (field goal)	9/19	at Pittsburgh	82 (touchdown) [PEN: 0, GROSS: 82]	9/26	Miami	6:05 (touchdown)
10/24	Philadelphia	11 (interception)	10/4	at L.A. Chargers	81 (touchdown) [PEN: 45, GROSS: 36]	10/4	at L.A. Chargers	5:59 (touchdown)
9/26	Miami	11 (touchdown)	11/14	Kansas City	75 (touchdown) [PEN: 0, GROSS: 75]	11/25	at Dallas	5:57 (field goal)
10/4	at L.A. Chargers	11 (touchdown)	11/21	Cincinnati	75 (touchdown) [PEN: 0, GROSS: 75]	11/14	Kansas City	5:54 (downs)
9/13	Baltimore	10 (punt)	9/13	Baltimore	75 (touchdown) [PEN: -10, GROSS: 85]	9/13	Baltimore	5:02 (downs)
11/21	Cincinnati	9 (fumble)	11/25	at Dallas	75 (touchdown) [PEN: 15, GROSS: 60]	10/17	at Denver	4:09 (field goal)
10/17	at Denver	8 (field goal)	9/13	Baltimore	75 (touchdown) [PEN: 9, GROSS: 66]	11/21	Cincinnati	3:44 (field goal)
12/5	Washington	--	10/10	Chicago	74 (touchdown) [PEN: 20, GROSS: 54]	12/5	Washington	--
12/12	at Kansas City	--	12/5	Washington	--	12/12	at Kansas City	--
12/18	at Cleveland	--	12/12	at Kansas City	--	12/18	at Cleveland	--
12/26	Denver	--	12/18	at Cleveland	--	12/26	Denver	--
1/2	at Indianapolis	--	12/26	Denver	--	1/2	at Indianapolis	--
1/9	L.A. Chargers	--	1/2	at Indianapolis	--	1/9	L.A. Chargers	--
--	--	--	1/9	L.A. Chargers	--	--	--	--

## 2021 REGULAR SEASON

## WEEK 1: RAIDERS 33, RAVENS 27

SEPTEMBER13,2021

RAIDERS													RAVENS												
#	RECD	LOST	POSS	OBTAINED	BEGAN	PLAYS	YDS	PEN	NET	1ST	ENDED	GIVEN UP	#	RECD	LOST	POSS	OBTAINED	BEGAN	PLAYS	YDS	PEN	NET	1ST	ENDED	GIVEN UP
1	15:00	10:29	4:31	Kickoff	LV 25	10	42	-10	32	2	BAL 43	Punt	1	10:29	05:14	5:15	Punt	BAL 8	8	29	-5	24	2	BAL 32	Punt
2	05:14	04:46	0:28	Punt	LV 24	3	0	0	0	0	LV 24	Punt	2	04:46	01:47	2:59	Punt	BAL 35	6	65	0	65	2	LV 35	TD
3	01:47	00:08	1:39	Kickoff	LV 15	4	13	0	13	1	LV 28	Punt	3	00:08	14:09	0:59	Punt	BAL 20	3	3	0	3	0	BAL 23	Punt
4	14:09	11:30	2:39	Punt	LV 35	3	-5	-6	-11	0	LV 24	Punt	4	11:30	08:52	2:38	Punt	BAL 32	6	68	0	68	3	LV 10	TD
5	08:52	04:14	4:38	Kickoff	LV 25	9	66	9	75	5	BAL 2	TD	5	04:14	01:12	3:02	Kickoff	BAL 25	7	39	0	39	2	LV 36	Downs
6	01:12	00:00	1:12	Downs	LV 36	9	33	15	48	3	BAL 16	Field Goal	6	15:00	13:10	1:50	Kickoff	BAL 25	5	14	5	19	2	BAL 44	Punt
7	13:10	10:48	2:22	Punt	LV 7	3	4	-7	-3	0	LV 4	Punt	7	10:48	08:24	2:24	Punt	LV 38	6	16	0	16	1	LV 22	Field Goal
8	08:24	03:22	5:02	Kickoff	LV 20	8	45	22	67	2	BAL 13	Downs	8	03:22	14:49	3:33	Downs	BAL 13	5	22	-10	12	1	BAL 25	Punt
9	14:49	13:23	1:26	Punt	LV 41	3	8	-5	3	0	LV 44	Punt	9	13:23	11:54	1:29	Punt	BAL 19	3	19	0	19	1	BAL 36	Fumble
10	11:54	09:18	2:36	Fumble	BAL 41	5	41	0	41	3	BAL 15	TD	10	09:18	06:04	3:14	Kickoff	BAL 25	6	75	0	75	3	LV 8	TD
11	06:04	03:44	2:20	Kickoff	LV 25	9	85	-10	75	4	BAL 10	TD	11	03:44	00:37	3:07	Kickoff	BAL 25	8	46	0	46	2	LV 29	Field Goal
12	00:37	00:02	0:35	Kickoff	LV 25	5	38	0	38	2	BAL 37	Field Goal	12	00:02	00:00	0:02	Kickoff	BAL 25	1	-1	0	-1	0	BAL 25	End Half
13	10:00	06:13	3:47	Kickoff	LV 25	9	74	-4	70	3	BAL 5	Int	13	06:13	04:31	1:42	Int	BAL 20	5	7	0	7	1	BAL 33	Fumble
14	04:31	03:38	0:53	Fumble	BAL 27	2	32	-5	27	1	BAL 31	TD													

## WEEK 2: RAIDERS 26, STEELERS 17

SEPTEMBER19,2021

RAIDERS													STEELERS												
#	RECD	LOST	POSS	OBTAINED	BEGAN	PLAYS	YDS	PEN	NET	1ST	ENDED	GIVEN UP	#	RECD	LOST	POSS	OBTAINED	BEGAN	PLAYS	YDS	PEN	NET	1ST	ENDED	GIVEN UP
1	11:27	08:15	3:12	Punt	LV 16	6	19	0	19	1	LV 35	Punt	1	15:00	11:27	3:33	Kickoff	PIT 32	6	14	0	14	1	PIT 46	Punt
2	05:44	03:10	2:34	Int	PIT 39	5	17	-5	12	1	PIT 27	Field Goal	2	08:15	05:44	2:31	Punt	PIT 8	5	14	0	14	1	PIT 22	Int
3	13:32	09:34	3:58	Downs	LV 38	8	27	20	47	2	PIT 15	Field Goal	3	03:10	13:32	4:38	Kickoff	PIT 22	10	50	-10	40	2	LV 38	Downs
4	06:25	00:02	6:23	Kickoff	LV 25	13	73	-20	53	5	PIT 22	Field Goal	4	09:34	06:25	3:09	Kickoff	PIT 25	7	75	0	75	4	LV 3	TD
5	15:00	12:15	2:45	Kickoff	LV 25	6	22	0	22	1	LV 47	Punt	5	00:02	00:00	0:02	Kickoff		0	0	0	0	0		End Half
6	09:11	05:02	4:09	Punt	LV 18	7	82	0	82	4	PIT 9	TD	6	12:15	09:11	3:04	Punt	PIT 13	6	20	0	20	1	PIT 33	Punt
7	01:43	12:56	3:47	Punt	LV 3	7	47	0	47	3	PIT 46	Punt	7	05:02	01:43	3:19	Kickoff	PIT 17	6	28	10	38	3	LV 45	Punt
8	11:15	09:35	1:40	Kickoff	LV 25	5	75	0	75	2	LV 39	TD	8	12:56	11:15	1:41	Punt	PIT 20	5	80	0	80	2	LV 25	TD
9	08:23	05:51	2:32	Punt	LV 24	4	14	0	14	1	LV 38	Punt	9	09:35	08:23	1:12	Kickoff	PIT 25	3	9	0	9	0	PIT 34	Punt
10	03:42	00:20	3:22	Kickoff	LV 27	7	46	0	46	2	PIT 27	Field Goal	10	05:51	03:42	2:09	Punt	PIT 32	8	30	0	30	2	LV 38	Field Goal
													11	00:20	00:00	0:20	Kickoff	PIT 25	1	11	0	11	1	PIT 25	End Game

## WEEK 3: RAIDERS 31, DOLPHINS 28

SEPTEMBER26,2021

RAIDERS													DOLPHINS												
#	RECD	LOST	POSS	OBTAINED	BEGAN	PLAYS	YDS	PEN	NET	1ST	ENDED	GIVEN UP	#	RECD	LOST	POSS	OBTAINED	BEGAN	PLAYS	YDS	PEN	NET	1ST	ENDED	GIVEN UP
1	15:00	13:26	1:34	Kickoff	LV 25	3	-4	0	-4	0	LV 21	Punt	1	13:26	10:48	2:38	Punt	MIA 32	6	21	0	21	1	LV 47	Punt
2	10:48	06:34	4:14	Punt	LV 15	7	64	0	64	3	MIA 21	Int	2	04:49	03:07	1:42	Downs	LV 34	4	34	0	34	2	LV 24	TD
3	06:34	04:49	1:45	Kickoff	LV 25	4	9	0	9	0	LV 34	Downs	3	00:36	00:32	0:04	Punt	MIA 1	1	-1	0	-1	0	MIA 1	Safety
4	03:07	00:36	2:31	Kickoff	LV 25	8	43	-18	25	2	LV 42	Punt	4	11:36	06:20	5:16	Kickoff	MIA 25	9	36	0	36	3	LV 39	Punt
5	00:32	11:36	3:56	Kickoff	LV 37	9	31	0	31	2	MIA 32	Field Goal	5	01:56	00:00	1:56	Kickoff	MIA 24	10	41	5	46	4	LV 30	Missed FG
6	06:20	01:56	4:24	Punt	LV 5	10	76	19	95	6	MIA 1	TD	6	15:00	12:33	2:27	Kickoff	MIA 25	4	14	-15	-1	0	MIA 24	Punt
7	12:33	07:17	5:16	Punt	LV 28	9	67	5	72	5	MIA 12	TD	7	07:17	04:52	2:25	Kickoff	MIA 25	6	12	15	27	1	LV 48	Punt
8	04:52	13:47	6:05	Punt	LV 16	11	94	-10	84	5	MIA 1	TD	8	13:47	08:30	5:17	Kickoff	MIA 25	11	47	0	47	3	LV 28	Field Goal
9	08:30	06:59	1:31	Kickoff	LV 25	3	7	0	7	0	LV 32	Punt	9	06:59	04:29	2:30	Punt	MIA 30	6	12	15	27	1	LV 43	Downs
10	04:29	03:22	1:07	Downs	LV 43	3	-16	0	-16	0	LV 27	Punt	10	03:22	00:02	3:20	Punt	MIA 18	13	61	21	82	5	LV 1	TD
11	00:02	00:00	0:02	Kickoff	LV 25	1	-1	0	-1	0	LV 25	End Half	11	06:27	02:49	3:38	Kickoff	MIA 25	11	53	-10	43	2	LV 32	Field Goal
12	10:00	06:27	3:33	Kickoff	LV 25	8	55	0	55	2	MIA 20	Field Goal													
13	02:49	00:00	2:49	Kickoff	LV 25	8	73	-1	72	3	MIA 3	Field Goal													



## WEEK 4: RAIDERS 14, CHARGERS 28

OCTOBER4,2021



RAIDERS													CHARGERS												
#	RECD	LOST	POSS	OBTAINED	BEGAN	PLAYS	YDS	PEN	NET	1ST	ENDED	GIVEN UP	#	RECD	LOST	POSS	OBTAINED	BEGAN	PLAYS	YDS	PEN	NET	1ST	ENDED	GIVEN UP
1	08:01	06:21	1:40	Kickoff	LV 30	3	3	0	3	0	LV 33	Punt	1	15:00	08:01	6:59	Kickoff	LAC 25	12	75	0	75	5	LV 4	TD
2	05:24	04:06	1:18	Punt	LV 23	3	-8	0	-8	0	LV 15	Punt	2	06:21	05:24	0:57	Punt	LAC 24	3	5	0	5	0	LAC 29	Punt
3	01:59	14:50	2:09	Downs	LV 41	3	5	-5	0	0	LV 41	Punt	3	04:06	01:59	2:07	Punt	LAC 40	5	19	0	19	1	LV 41	Downs
4	13:26	11:34	1:52	Punt	LAC 44	4	7	0	7	0	LAC 37	Downs	4	14:50	13:26	1:24	Punt	LAC 10	3	8	0	8	0	LAC 18	Punt
5	09:40	07:51	1:49	Punt	LV 15	6	33	-15	18	1	LV 33	Punt	5	11:34	09:40	1:54	Downs	LAC 37	3	7	0	7	0	LAC 44	Punt
6	04:16	02:44	1:32	Kickoff	LV 8	3	9	0	9	0	LV 17	Punt	6	07:51	04:16	3:35	Punt	LAC 20	6	65	15	80	4	LV 10	TD
7	00:29	00:00	0:29	Kickoff	LV 30	2	2	-5	-3	0	LV 25	End Half	7	02:44	00:29	2:15	Punt	LAC 31	9	69	0	69	5	LV 14	TD
8	15:00	09:01	5:59	Kickoff	LV 22	11	58	20	78	6	LAC 10	TD	8	09:01	04:39	4:22	Kickoff	LAC 27	9	19	0	19	2	LAC 46	Punt
9	04:39	01:44	2:55	Punt	LV 19	6	36	45	81	3	LAC 3	TD	9	01:44	13:26	3:18	Kickoff	LAC 15	9	32	5	37	3	LV 48	Punt
10	13:26	10:38	2:48	Punt	LV 14	5	52	0	52	1	LAC 34	Missed FG	10	10:38	05:20	5:18	Missed FG	LAC 42	10	58	0	58	4	LV 11	TD
11	05:20	03:14	2:06	Kickoff	LV 25	7	13	15	28	2	LAC 47	Int	11	03:14	01:51	1:23	Int	LAC 44	4	25	-5	20	1	LV 36	Punt
12	01:51	01:11	0:40	Punt	LV 10	4	3	0	3	0	LV 13	Downs	12	01:11	00:00	1:11	Downs	LV 13	2	-2	0	-2	0	LV 14	End Game

# DRIVE CHARTS

WEEK 5: RAIDERS 9, BEARS 20														OCTOBER10,2021													
 RAIDERS														 BEARS													
#	RECD	LOST	POSS	OBTAINED	BEGAN	PLAYS	YDS	PEN	NET	1ST	ENDED	GIVEN UP		#	RECD	LOST	POSS	OBTAINED	BEGAN	PLAYS	YDS	PEN	NET	1ST	ENDED	GIVEN UP	
1	12:58	11:35	1:23	Punt	LV 27	3	3	0	3	0	LV 30	Punt		1	15:00	12:58	2:02	Kickoff	CHI 28	3	7	-5	2	0	CHI 30	Punt	
2	10:08	04:00	6:08	Punt	LV 19	13	89	-20	69	4	CHI 12	Field Goal		2	11:35	10:08	1:27	Punt	CHI 19	3	4	5	9	0	CHI 28	Punt	
3	13:11	10:13	2:58	Kickoff	LV 18	5	38	17	55	2	CHI 27	Downs		3	04:00	13:11	5:49	Kickoff	CHI 28	10	54	18	72	7	LV 2	TD	
4	01:56	00:50	1:06	Kickoff	LV 25	3	-4	0	-4	0	LV 21	Punt		4	10:13	01:56	8:17	Downs	CHI 14	16	86	0	86	6	LV 4	TD	
5	15:00	13:36	1:24	Kickoff	LV 25	3	8	0	8	0	LV 33	Punt		5	00:50	00:00	0:50	Punt	CHI 40	5	6	0	6	1	LV 44	End Half	
6	11:42	11:01	0:41	Punt	LV 21	3	6	0	6	0	LV 27	Int		6	13:36	11:42	1:54	Punt	CHI 18	3	9	0	9	0	CHI 27	Punt	
7	10:04	05:51	4:13	Punt	LV 11	8	30	-5	25	2	LV 36	Punt		7	11:01	10:04	0:57	Int	CHI 45	3	0	0	0	0	CHI 45	Punt	
8	02:20	09:01	8:19	Punt	LV 26	16	54	20	74	7	CHI 1	TD		8	05:51	02:20	3:31	Punt	CHI 17	5	24	0	24	1	CHI 41	Punt	
9	02:45	01:55	0:50	Kickoff	LV 25	4	10	-5	5	0	LV 30	Downs		9	09:01	02:45	6:16	Kickoff	CHI 15	10	53	4	57	4	LV 28	Field Goal	
10	00:56	00:00	0:56	Kickoff	LV 19	3	25	-10	15	1	LV 26	End Game		10	01:55	00:56	0:59	Downs	LV 30	4	2	0	2	0	LV 28	Field Goal	

WEEK 6: RAIDERS 34, BRONCOS 24														OCTOBER17,2021													
 RAIDERS														 BRONCOS													
#	RECD	LOST	POSS	OBTAINED	BEGAN	PLAYS	YDS	PEN	NET	1ST	ENDED	GIVEN UP	#	RECD	LOST	POSS	OBTAINED	BEGAN	PLAYS	YDS	PEN	NET	1ST	ENDED	GIVEN UP		
1	15:00	11:54	3:06	Kickoff	LV 25	6	70	5	75	3	DEN 48	TD	1	11:54	06:49	5:05	Kickoff	DEN 16	8	64	20	84	5	LV 23	TD		
2	06:49	02:40	4:09	Kickoff	LV 25	8	43	0	43	2	DEN 32	Field Goal	2	02:40	00:24	2:16	Kickoff	DEN 18	5	19	0	19	1	DEN 37	Int		
3	00:24	13:11	2:13	Int	DEN 49	6	19	5	24	2	DEN 25	Missed FG	3	13:11	11:39	1:32	Missed FG	DEN 33	3	5	0	5	0	DEN 38	Punt		
4	11:39	10:11	1:28	Punt	LV 15	4	19	0	19	1	LV 34	Punt	4	10:11	04:31	5:40	Punt	DEN 20	9	22	5	27	2	DEN 47	Punt		
5	04:31	02:36	1:55	Punt	LV 25	3	14	-10	4	0	LV 29	Punt	5	02:36	01:01	1:35	Punt	DEN 20	6	36	-20	16	1	DEN 36	Punt		
6	01:01	00:30	0:31	Punt	LV 18	5	82	0	82	3	DEN 31	TD	6	00:30	00:00	0:30	Kickoff	DEN 25	1	-8	0	-8	0	DEN 25	End Half		
7	13:20	11:27	1:53	Punt	LV 44	4	56	0	56	2	DEN 18	TD	7	15:00	13:20	1:40	Kickoff	DEN 17	3	4	-3	1	0	DEN 18	Punt		
8	06:38	05:06	1:32	Kickoff	LV 25	3	8	0	8	0	LV 33	Punt	8	11:27	06:38	4:49	Kickoff	DEN 22	9	64	0	64	3	LV 14	Field Goal		
9	02:19	00:07	2:12	Fumble	DEN 42	5	42	0	42	2	DEN 3	TD	9	05:06	02:19	2:47	Punt	DEN 13	6	27	0	27	2	DEN 36	Fumble		
10	11:16	07:57	3:19	Kickoff	LV 25	7	68	-4	64	1	DEN 11	Field Goal	10	00:07	11:16	3:51	Kickoff	DEN 25	12	90	-15	75	5	LV 12	TD		
11	06:48	04:03	2:45	Int	DEN 45	3	4	-10	-6	0	LV 49	Punt	11	07:57	06:48	1:09	Kickoff	DEN 25	4	12	0	12	1	DEN 37	Int		
12	00:24	00:00	0:24	Int	DEN 49	1	-1	0	-1	0	DEN 49	End Game	12	04:03	01:12	2:51	Punt	DEN 14	8	86	0	86	5	LV 4	TD		
													13	01:12	00:24	0:48	Onside Kick	DEN 44	4	0	0	0	0	DEN 44	Int		


WEEK 7: RAIDERS 33, EAGLES 22														OCTOBER24,2021													
 RAIDERS														 EAGLES													
#	RECD	LOST	POSS	OBTAINED	BEGAN	PLAYS	YDS	PEN	NET	1ST	ENDED	GIVEN UP	#	RECD	LOST	POSS	OBTAINED	BEGAN	PLAYS	YDS	PEN	NET	1ST	ENDED	GIVEN UP		
1	11:01	04:39	6:22	Kickoff	LV 25	11	86	-20	66	3	PHI 9	Int	1	15:00	11:01	3:59	Kickoff	PHI 33	8	62	5	67	4	LV 13	TD		
2	00:54	11:14	4:40	Punt	LV 28	9	72	0	72	5	PHI 18	TD	2	04:39	00:54	3:45	Int	PHI 4	8	22	0	22	2	PHI 26	Punt		
3	06:04	01:38	4:26	Punt	LV 4	10	96	0	96	6	PHI 8	TD	3	11:14	06:04	5:10	Kickoff	PHI 25	9	31	-5	26	2	LV 49	Punt		
4	01:34	00:02	1:32	Fumble	PHI 29	7	19	0	19	1	PHI 10	Field Goal	4	01:38	01:34	0:04	Kickoff	PHI 25	1	4	0	4	0	PHI 25	Fumble		
5	15:00	11:48	3:12	Kickoff	PHI 41	6	56	-15	41	3	PHI 4	TD	5	00:02	00:00	0:02	Kickoff	PHI 25	1	-1	0	-1	0	PHI 25	End Half		
6	09:01	06:15	2:46	Punt		7	50	0	50	3	PHI 1	TD	6	11:48	09:01	2:47	Kickoff	PHI 23	4	22	-32	-10	0	PHI 13	Punt		
7	02:53	00:08	2:45	Fumble	LV 6	3	5	-5	0	0	LV 6	Punt	7	06:15	02:53	3:22	Kickoff	PHI 25	9	54	15	69	3	LV 1	Fumble		
8	11:38	07:17	4:21	Kickoff	LV 25	8	54	0	54	2	PHI 21	Field Goal	8	00:08	11:38	3:30	Punt	PHI 41	8	59	0	59	4	LV 1	TD		
9	03:50	02:06	1:44	Kickoff	PHI 44	3	5	-5	0	0	PHI 44	Punt	9	07:17	03:50	3:27	Kickoff	PHI 25	12	75	0	75	5	LV 17	TD		
10	00:43	00:00	0:43	Downs	PHI 34	1	-1	0	-1	0	PHI 34	End Game	10	02:06	00:43	1:23	Punt	PHI 9	8	25	0	25	2	PHI 34	Downs		

WEEK 9: RAIDERS 16, GIANTS 23														NOVEMBER7,2021													
 RAIDERS														 GIANTS													
#	RECD	LOST	POSS	OBTAINED	BEGAN	PLAYS	YDS	PEN	NET	1ST	ENDED	GIVEN UP	#	RECD	LOST	POSS	OBTAINED	BEGAN	PLAYS	YDS	PEN	NET	1ST	ENDED	GIVEN UP		
1	10:46	05:44	5:02	Kickoff	LV 27	10	73	0	73	5	NYG 2	TD	1	15:00	10:46	4:14	Kickoff	NYG 25	7	75	0	75	3	LV 30	TD		
2	02:37	01:30	1:07	Punt	LV 16	3	0	5	5	1	LV 21	Punt	2	05:44	02:37	3:07	Kickoff	NYG 25	5	17	0	17	1	NYG 42	Punt		
3	01:23	14:48	1:35	Fumble	NYG 30	6	24	0	24	1	NYG 6	Field Goal	3	01:30	01:23	0:07	Punt	NYG 34	1	-2	0	-2	0	NYG 34	Fumble		
4	09:24	08:38	0:46	Punt	LV 13	3	3	0	3	0	LV 16	Punt	4	14:48	09:24	5:24	Kickoff	NYG 18	8	21	-10	11	2	NYG 29	Punt		
5	03:24	00:06	3:18	Kickoff	LV 30	10	61	-5	56	3	NYG 14	Field Goal	5	08:38	03:24	5:14	Punt	NYG 40	9	48	-5	43	2	LV 17	Field Goal		
6	15:00	13:28	1:32	Kickoff	LV 32	3	3	0	3	0	LV 35	Int	6	00:06	00:00	0:06	Kickoff		0	0	0	0	0		End Half		
7	13:28	05:20	8:08	Kickoff	LV 8	15	90	-5	85	5	NYG 7	Field Goal	7	05:20	14:07	6:13	Kickoff	NYG 25	13	47	15	62	4	LV 13	Field Goal		
8	14:07	09:28	4:39	Kickoff	LV 23	8	85	-15	70	4	NYG 7	Missed FG	8	09:28	06:10	3:18	Missed FG	NYG 20	7	12	17	29	2	NYG 49	Punt		
9	06:10	05:12	0:58	Punt	LV 12	3	12	0	12	1	LV 24	Int	9	05:12	03:21	1:51	Int		6	30	0	30	2	LV 20	Field Goal		
10	03:21	00:37	2:44	Kickoff	LV 25	10	52	0	52	4	NYG 13	Fumble	10	00:37	00:00	0:37	Fumble	NYG 23	1	-1	0	-1	0	NYG 23	End Game		



## WEEK 10: RAIDERS 14, CHIEFS 41

NOVEMBER14,2021

 RAIDERS														 CHIEFS													
#	RECD	LOST	POSS	OBTAINED	BEGAN	PLAYS	YDS	PEN	NET	1ST	ENDED	GIVEN UP	#	RECD	LOST	POSS	OBTAINED	BEGAN	PLAYS	YDS	PEN	NET	1ST	ENDED	GIVEN UP		
1	12:32	08:36	3:56	Punt	LV 30	6	23	-4	19	1	LV 49	Punt	1	15:00	12:32	2:28	Kickoff	KC 22	3	11	-5	6	0	KC 28	Punt		
2	02:51	00:30	2:21	Kickoff	LV 25	3	10	-5	5	0	LV 30	Punt	2	08:36	02:51	5:45	Punt	KC 11	11	89	0	89	6	LV 8	TD		
3	00:30	12:57	2:33	Fumble		5	36	14	50	3	KC 6	TD	3	12:57	08:24	4:33	Kickoff	KC 25	9	53	0	53	3	LV 22	Field Goal		
4	08:24	05:58	2:26	Kickoff	LV 25	4	6	0	6	1	LV 31	Punt	4	05:58	01:39	4:19	Punt	KC 42	10	54	4	58	4	LV 1	TD		
5	01:39	00:52	0:47	Kickoff	LV 20	3	7	0	7	0	LV 27	Punt	5	00:52	00:00	0:52	Punt	KC 38	8	34	0	34	2	LV 28	Missed FG		
6	15:00	12:08	2:52	Kickoff	LV 25	5	75	0	75	3	KC 37	TD	6	12:08	07:09	4:59	Kickoff	KC 18	13	62	20	82	6	LV 1	TD		
7	07:09	05:34	1:35	Kickoff	LV 18	3	63	0	63	1	LV 43	Fumble	7	05:34	00:57	4:37	Fumble	KC 27	8	66	-10	56	2	LV 17	Field Goal		
8	00:57	00:10	0:47	Kickoff	LV 25	3	3	0	3	0	LV 28	Int	8	00:10	13:11	1:59	Int	KC 44	7	56	0	56	2	LV 38	TD		
9	13:11	11:48	1:23	Kickoff	LV 21	4	16	0	16	1	LV 37	Punt	9	11:48	07:39	4:09	Punt	KC 20	7	75	5	80	3	LV 22	TD		
10	07:39	01:45	5:54	Kickoff	LV 25	15	60	-5	55	5	KC 20	Downs	10	01:45	00:00	1:45	Downs	KC 20	3	16	0	16	1	KC 37	End Game		

## WEEK 11: RAIDERS 13, BENGALS 32

NOVEMBER21,2021

<div> RAIDERS</div>													<div> BENGALS</div>												
#	RECD	LOST	POSS	OBTAINED	BEGAN	PLAYS	YDS	PEN	NET	1ST	ENDED	GIVEN UP	#	RECD	LOST	POSS	OBTAINED	BEGAN	PLAYS	YDS	PEN	NET	1ST	ENDED	GIVEN UP
1	12:00	10:37	1:23	Fumble	CIN 9	4	1	0	1	0	CIN 8	Field Goal	1	15:00	12:00	3:00	Kickoff	CIN 25	6	14	0	14	1	CIN 40	Fumble
2	07:36	03:55	3:41	Kickoff	LV 15	6	41	0	41	2	CIN 44	Punt	2	10:37	07:36	3:01	Kickoff	CIN 25	7	24	15	39	2	LV 36	Field Goal
3	14:50	11:06	3:44	Punt	LV 39	8	32	0	32	2	CIN 29	Field Goal	3	03:55	14:50	4:05	Punt	CIN 7	6	19	0	19	1	CIN 26	Punt
4	04:15	02:04	2:11	Kickoff	LV 25	4	28	0	28	1	CIN 47	Punt	4	11:06	04:15	6:51	Kickoff	CIN 28	12	56	16	72	6	LV 11	TD
5	00:28	00:00	0:28	Punt	LV 24	2	5	0	5	0	LV 28	End Half	5	02:04	00:28	1:36	Punt	CIN 20	6	9	0	9	1	CIN 29	Punt
6	15:00	11:38	3:22	Kickoff	LV 11	5	20	0	20	1	LV 31	Punt	6	11:38	06:04	5:34	Punt	CIN 15	9	34	16	50	3	LV 35	Field Goal
7	06:04	03:40	2:24	Kickoff	LV 25	4	16	0	16	1	LV 41	Punt	7	03:40	13:17	5:23	Punt	CIN 21	10	46	0	46	3	LV 33	Field Goal
8	13:17	11:42	1:35	Kickoff	LV 25	3	75	0	75	3	CIN 19	TD	8	11:42	05:03	6:39	Kickoff	CIN 38	12	57	5	62	5	LV 6	TD
9	05:03	04:43	0:20	Kickoff	LV 18	2	7	0	7	0	LV 25	Int	9	04:43	03:51	0:52	Int	LV 27	2	27	0	27	1	LV 20	TD
10	03:51	01:23	2:28	Kickoff	LV 25	9	44	5	49	3	CIN 21	Fumble	10	01:23	01:04	0:19	Fumble	LV 31	4	2	0	2	0	LV 29	Field Goal
11	01:04	00:00	1:04	Kickoff	LV 25	2	9	0	9	0	LV 32	End Game													

## WEEK 12: RAIDERS 36, COWBOYS 33

NOVEMBER25,2021

RAIDERS													★ COWBOYS												
#	RECD	LOST	POSS	OBTAINED	BEGAN	PLAYS	YDS	PEN	NET	1ST	ENDED	GIVEN UP	#	RECD	LOST	POSS	OBTAINED	BEGAN	PLAYS	YDS	PEN	NET	1ST	ENDED	GIVEN UP
1	13:00	11:45	1:15	Punt	LV 29	3	71	0	71	2	LV 44	TD	1	15:00	13:00	2:00	Kickoff	DAL 25	3	7	0	7	0	DAL 32	Punt
2	07:38	06:10	1:28	Kickoff	LV 25	3	2	0	2	0	LV 27	Punt	2	11:45	07:38	4:07	Kickoff	DAL 25	9	70	5	75	6	LV 10	TD
3	05:17	01:33	3:44	Punt	LV 40	8	24	36	60	4	DAL 1	TD	3	06:10	05:17	0:53	Punt	DAL 7	3	2	-4	-2	0	DAL 5	Punt
4	14:43	08:46	5:57	Punt	LV 22	13	69	5	74	5	DAL 4	Field Goal	4	01:33	14:43	1:50	Kickoff	DAL 16	4	11	-2	9	1	DAL 25	Punt
5	06:29	03:52	2:37	Missed FG	LV 49	3	16	-11	5	0	DAL 46	Punt	5	08:46	06:29	2:17	Kickoff	DAL 25	7	20	15	35	2	LV 40	Missed FG
6	00:25	00:00	0:25	Kickoff	LV 25	3	15	0	15	1	LV 35	End Half	6	03:52	00:25	3:27	Punt	DAL 14	8	86	0	86	4	LV 1	TD
7	15:00	12:52	2:08	Kickoff	LV 25	3	5	0	5	0	LV 30	Punt	7	12:52	10:01	2:51	Punt	DAL 17	6	19	5	24	2	DAL 41	Punt
8	10:01	07:13	2:48	Punt	LV 25	6	60	15	75	5	DAL 3	TD	8	07:13	07:00	0:13	Kickoff		0	0	0	0	0		TD
9	07:00	03:28	3:32	Kickoff	LV 25	9	31	17	48	2	DAL 27	Field Goal	9	03:28	02:12	1:16	Kickoff	DAL 25	3	8	0	8	0	DAL 33	Punt
10	02:12	14:48	2:24	Punt	LV 9	6	44	0	44	2	DAL 47	Punt	10	14:48	12:00	2:48	Punt	DAL 11	8	88	-10	78	3	LV 11	Field Goal
11	12:00	08:18	3:42	Kickoff	LV 25	6	83	-20	63	2	DAL 12	Field Goal	11	08:18	07:10	1:08	Kickoff	DAL 25	3	3	0	3	0	DAL 28	Punt
12	07:10	03:41	3:29	Punt	LV 25	5	19	-15	4	1	LV 29	Punt	12	03:41	02:54	0:47	Punt	DAL 31	4	69	0	69	2	LV 32	TD
13	02:54	01:52	1:02	Kickoff	LV 25	5	42	-5	37	1	DAL 38	Field Goal	13	01:52	00:19	1:33	Kickoff	DAL 25	10	48	0	48	3	LV 27	Field Goal
14	00:19	00:00	0:19	Kickoff	LV 25	1	-1	0	-1	0	LV 25	End Half	14	10:00	08:40	1:20	Kickoff	DAL 7	3	6	0	6	0	DAL 13	Punt
15	08:40	04:28	4:12	Punt	LV 22	8	29	38	67	3	DAL 11	Field Goal													

## 2021 REGULAR SEASON

		RAIDERS								OPPONENT							
DATE	OPPONENT	FIRST HALF				SECOND HALF				FIRST HALF				SECOND HALF			
		PLAYS	YDS	TIME	RESULT	PLAYS	YDS	TIME	RESULT	PLAYS	YDS	TIME	RESULT	PLAYS	YDS	TIME	RESULT
09/13	Ravens	10	32	4:31	Punt	3	-3	2:22	Punt	8	24	5:15	Punt	5	19	1:50	Punt
09/19	at Steelers	6	19	3:12	Punt	6	22	2:45	Punt	6	14	3:33	Punt	6	20	3:04	Punt
09/26	Dolphins	3	-4	1:34	Punt	9	72	5:16	TD	6	21	2:38	Punt	4	-1	2:27	Punt
10/04	at Chargers	3	3	1:40	Punt	11	78	5:59	TD	12	75	6:59	TD	9	19	4:22	Punt
10/10	Bears	3	3	1:23	Punt	3	8	1:24	Punt	3	2	2:02	Punt	3	9	1:54	Punt
10/17	at Broncos	6	75	3:06	TD	4	56	1:53	TD	8	84	5:05	TD	3	1	1:40	Punt
10/24	Eagles	11	66	6:22	INT	6	41	3:12	TD	8	67	3:59	TD	4	-10	2:47	Punt
11/07	at Giants	10	73	5:02	TD	3	3	1:32	INT	7	75	4:14	TD	13	62	6:13	FG
11/14	Chiefs	6	19	3:56	Punt	5	75	2:52	TD	3	6	2:28	Punt	13	82	4:59	TD
11/21	Bengals	4	1	1:23	FG	5	20	3:22	Punt	6	14	3:00	FUM	9	50	5:34	FG
11/25	at Cowboys	3	71	1:15	TD	3	5	2:08	Punt	3	7	2:00	Punt	6	24	2:51	Punt

## 2021 REGULAR SEASON RAIDERS ADVANCES

DATE	OPPONENT	RUSHES	COMPLETIONS	ADVANCES	OUTCOME
09/13	Baltimore	21	34	55	W 33-27 OT
09/19	at Pittsburgh	25	28	53	W 26-17
09/26	Miami	35	26	61	W 31-28 OT
10/04	at L.A. Chargers	18	21	39	L 28-14
10/10	Chicago	22	22	44	L 20-9
10/17	at Denver	23	18	41	W 34-24
10/24	Philadelphia	29	31	60	W 33-22
11/07	at N.Y. Giants	20	30	50	L 23-16
11/14	Kansas City	14	25	39	L 41-14
11/21	Cincinnati	18	19	37	L 32-13
11/25	at Dallas	35	24	59	W 36-33 OT
12/05	Washington	--	--	--	--
12/12	at Kansas City	--	--	--	--
12/18	at Cleveland	--	--	--	--
12/26	Denver	--	--	--	--
01/02	at Indianapolis	--	--	--	--
01/09	L.A. Chargers	--	--	--	--
<b>TOTALS</b>		<b>260</b>	<b>278</b>	<b>538</b>	

## 2021 REGULAR SEASON OPPONENT ADVANCES

DATE	OPPONENT	RUSHES	COMPLETIONS	ADVANCES	OUTCOME
09/13	Baltimore	34	19	53	W 33-27 OT
09/19	at Pittsburgh	14	27	41	W 26-17
09/26	Miami	27	32	59	W 31-28 OT
10/04	at L.A. Chargers	34	25	59	L 28-14
10/10	Chicago	37	13	50	L 20-9
10/17	at Denver	23	35	58	W 34-24
10/24	Philadelphia	32	18	50	W 33-22
11/07	at N.Y. Giants	31	15	46	L 23-16
11/14	Kansas City	25	36	61	L 41-14
11/21	Cincinnati	38	20	58	L 32-13
11/25	at Dallas	20	32	52	W 36-33 OT
12/05	Washington	--	--	--	--
12/12	at Kansas City	--	--	--	--
12/18	at Cleveland	--	--	--	--
12/26	Denver	--	--	--	--
01/02	at Indianapolis	--	--	--	--
01/09	L.A. Chargers	--	--	--	--
<b>TOTALS</b>		<b>315</b>	<b>272</b>	<b>587</b>	

## RAIDERS RECORD WHEN:

Having 45 or more advances	5 - 1
Having 50 or more advances	5 - 1
Having less than 45 advances	1 - 4
Having less than 50 advances	1 - 4
Allowing 45 or more advances	5 - 5
Allowing 50 or more advances	5 - 4
Allowing less than 45 advances	1 - 0
Allowing less than 50 advances	1 - 1

NOTE: Advances equal to all rushing attempts plus completions.

## RAIDERS 2021 REGULAR SEASON THIRD DOWN EFFICIENCY

		RAIDERS										
Date	Opponent	3rd & 1	3rd & 2	3rd & 3	3rd & 4	3rd & 5	3rd & 6	3rd & 7	3rd & 8	3rd & 9	3rd & 10+	Total
09/13	Baltimore	3 / 3	0 / 0	0 / 0	1 / 1	0 / 2	0 / 0	0 / 0	0 / 0	1 / 1	2 / 8	7 / 15
09/19	at Pittsburgh	1 / 1	0 / 1	1 / 3	1 / 1	0 / 0	0 / 1	0 / 1	0 / 0	1 / 3	1 / 2	5 / 13
09/26	Miami	1 / 2	0 / 0	1 / 2	0 / 1	0 / 0	2 / 2	0 / 1	1 / 1	1 / 2	2 / 4	8 / 15
10/04	at L.A. Chargers	1 / 2	0 / 1	1 / 2	0 / 0	1 / 2	0 / 1	0 / 2	1 / 1	0 / 0	0 / 2	4 / 13
10/10	Chicago	1 / 2	0 / 2	1 / 1	0 / 1	0 / 0	0 / 0	1 / 1	0 / 0	1 / 1	1 / 6	5 / 14
10/17	at Denver	0 / 0	2 / 4	0 / 1	0 / 0	1 / 1	0 / 0	0 / 1	0 / 0	0 / 0	1 / 4	4 / 11
10/24	Philadelphia	1 / 2	0 / 1	0 / 0	0 / 0	0 / 1	1 / 3	0 / 0	0 / 0	0 / 0	1 / 2	3 / 9
11/07	at N.Y. Giants	2 / 3	1 / 1	0 / 2	1 / 1	0 / 0	0 / 2	0 / 2	0 / 0	0 / 0	0 / 1	4 / 12
11/14	Kansas City	1 / 1	0 / 2	0 / 1	0 / 0	0 / 1	0 / 0	0 / 1	0 / 1	0 / 1	0 / 1	1 / 9
11/21	Cincinnati	0 / 1	1 / 1	0 / 1	0 / 1	0 / 0	0 / 1	0 / 0	0 / 1	0 / 0	0 / 1	1 / 7
11/25	at Dallas	0 / 1	0 / 0	0 / 1	0 / 1	0 / 0	0 / 2	0 / 0	1 / 2	0 / 0	2 / 6	3 / 13
12/05	Washington	--	--	--	--	--	--	--	--	--	--	--
12/12	at Kansas City	--	--	--	--	--	--	--	--	--	--	--
12/18	at Cleveland	--	--	--	--	--	--	--	--	--	--	--
12/26	Denver	--	--	--	--	--	--	--	--	--	--	--
01/02	at Indianapolis	--	--	--	--	--	--	--	--	--	--	--
01/09	L.A. Chargers	--	--	--	--	--	--	--	--	--	--	--
<b>TOTALS</b>		<b>11 / 18</b>	<b>4 / 13</b>	<b>4 / 14</b>	<b>3 / 7</b>	<b>2 / 7</b>	<b>3 / 12</b>	<b>1 / 9</b>	<b>3 / 6</b>	<b>4 / 8</b>	<b>10 / 37</b>	<b>45 / 131</b>
		<b>61.1%</b>	<b>30.8%</b>	<b>28.6%</b>	<b>42.9%</b>	<b>28.6%</b>	<b>25.0%</b>	<b>11.1%</b>	<b>50.0%</b>	<b>50.0%</b>	<b>27.0%</b>	<b>34.4%</b>
		<b>3RD &amp; 1-3: 19 / 45 = 42.2%</b>			<b>3RD &amp; 4-6: 8 / 26 = 30.8%</b>			<b>3RD &amp; 7-10+: 18 / 60 = 30.0%</b>				

## OPPONENT 2021 REGULAR SEASON THIRD DOWN EFFICIENCY

		OPPONENT										
Date	Opponent	3rd & 1	3rd & 2	3rd & 3	3rd & 4	3rd & 5	3rd & 6	3rd & 7	3rd & 8	3rd & 9	3rd & 10+	Total
09/13	Baltimore	0 / 0	1 / 1	0 / 1	0 / 1	0 / 1	2 / 3	0 / 4	0 / 0	0 / 0	0 / 1	3 / 12
09/19	at Pittsburgh	0 / 0	1 / 1	0 / 0	0 / 1	1 / 1	0 / 1	0 / 0	2 / 2	0 / 1	1 / 5	5 / 12
09/26	Miami	0 / 1	0 / 1	1 / 3	1 / 2	2 / 3	0 / 1	1 / 2	0 / 1	1 / 2	0 / 2	6 / 18
10/04	at L.A. Chargers	0 / 0	0 / 3	0 / 0	2 / 2	0 / 1	1 / 1	0 / 0	1 / 3	0 / 0	0 / 3	4 / 13
10/10	Chicago	1 / 3	2 / 2	0 / 0	0 / 1	0 / 1	0 / 0	2 / 2	0 / 1	0 / 1	1 / 2	6 / 13
10/17	at Denver	0 / 0	2 / 2	0 / 0	2 / 2	0 / 1	0 / 0	0 / 2	0 / 0	0 / 1	1 / 6	5 / 14
10/24	Philadelphia	1 / 2	2 / 2	1 / 1	0 / 1	1 / 1	0 / 0	0 / 0	0 / 3	0 / 0	1 / 3	6 / 13
11/07	at N.Y. Giants	1 / 1	1 / 2	1 / 2	0 / 0	0 / 0	0 / 1	1 / 1	2 / 2	0 / 1	0 / 2	6 / 12
11/14	Kansas City	2 / 3	2 / 2	0 / 0	1 / 2	1 / 1	0 / 0	1 / 2	0 / 0	0 / 0	2 / 5	9 / 15
11/21	Cincinnati	4 / 5	0 / 0	1 / 1	0 / 1	1 / 1	1 / 3	1 / 1	0 / 0	0 / 2	0 / 2	8 / 16
11/25	at Dallas	1 / 1	2 / 3	0 / 0	0 / 2	0 / 1	0 / 0	0 / 1	0 / 1	0 / 0	0 / 4	3 / 13
12/05	Washington	--	--	--	--	--	--	--	--	--	--	--
12/12	at Kansas City	--	--	--	--	--	--	--	--	--	--	--
12/18	at Cleveland	--	--	--	--	--	--	--	--	--	--	--
12/26	Denver	--	--	--	--	--	--	--	--	--	--	--
01/02	at Indianapolis	--	--	--	--	--	--	--	--	--	--	--
01/09	L.A. Chargers	--	--	--	--	--	--	--	--	--	--	--
<b>TOTALS</b>		<b>10 / 16</b>	<b>13 / 19</b>	<b>4 / 8</b>	<b>6 / 15</b>	<b>6 / 12</b>	<b>4 / 10</b>	<b>6 / 15</b>	<b>5 / 13</b>	<b>1 / 8</b>	<b>6 / 35</b>	<b>61 / 151</b>
		<b>62.5%</b>	<b>68.4%</b>	<b>50.0%</b>	<b>40.0%</b>	<b>50.0%</b>	<b>40.0%</b>	<b>40.0%</b>	<b>38.5%</b>	<b>12.5%</b>	<b>17.1%</b>	<b>40.4%</b>
		<b>3RD &amp; 1-3: 27 / 43 = 62.8%</b>			<b>3RD &amp; 4-6: 16 / 37 = 43.2%</b>			<b>3RD &amp; 7-10+: 18 / 71 = 25.4%</b>				

## 2021 REGULAR SEASON FOURTH DOWN EFFICIENCY

Date	Opponent	RAIDERS						OPPONENT					
		4th & 1	4th & 2	4th & 3	4th & 4	4th & 5+	Total	4th & 1	4th & 2	4th & 3	4th & 4	4th & 5+	Total
09/13	Baltimore	0 / 1	0 / 0	0 / 0	0 / 0	0 / 0	0 / 1	1 / 2	0 / 0	0 / 0	0 / 0	0 / 0	1 / 2
09/19	at Pittsburgh	1 / 1	0 / 0	0 / 0	0 / 0	0 / 0	1 / 1	0 / 0	0 / 0	0 / 0	0 / 1	0 / 0	0 / 1
09/26	Miami	0 / 1	0 / 0	0 / 0	0 / 0	0 / 0	0 / 1	1 / 2	0 / 0	0 / 0	0 / 0	2 / 2	3 / 4
10/04	at L.A. Chargers	1 / 1	0 / 0	0 / 1	0 / 0	0 / 1	1 / 3	0 / 0	2 / 2	0 / 0	0 / 0	0 / 1	2 / 3
10/10	Chicago	1 / 2	0 / 0	0 / 0	0 / 0	0 / 1	1 / 3	0 / 0	0 / 0	0 / 0	0 / 0	0 / 0	0 / 0
10/17	at Denver	0 / 0	0 / 0	0 / 0	0 / 0	0 / 0	0 / 0	0 / 0	0 / 1	0 / 0	0 / 0	1 / 2	1 / 3
10/24	Philadelphia	1 / 1	0 / 0	0 / 0	0 / 0	0 / 0	1 / 1	1 / 1	0 / 0	0 / 0	0 / 0	1 / 2	2 / 3
11/07	at N.Y. Giants	1 / 1	0 / 0	0 / 0	0 / 0	0 / 0	1 / 1	0 / 0	0 / 0	0 / 0	0 / 0	0 / 0	0 / 0
11/14	Kansas City	0 / 0	1 / 1	0 / 0	0 / 0	0 / 1	1 / 2	2 / 2	0 / 0	0 / 0	0 / 0	1 / 1	3 / 3
11/21	Cincinnati	0 / 0	0 / 0	0 / 0	0 / 0	0 / 0	0 / 0	0 / 0	0 / 0	0 / 0	0 / 0	0 / 0	0 / 0
11/25	at Dallas	0 / 0	0 / 0	0 / 0	0 / 0	0 / 0	0 / 0	0 / 0	0 / 0	0 / 0	0 / 0	0 / 0	0 / 0
12/05	Washington	--	--	--	--	--	--	--	--	--	--	--	--
12/12	at Kansas City	--	--	--	--	--	--	--	--	--	--	--	--
12/18	at Cleveland	--	--	--	--	--	--	--	--	--	--	--	--
12/26	Denver	--	--	--	--	--	--	--	--	--	--	--	--
01/02	at Indianapolis	--	--	--	--	--	--	--	--	--	--	--	--
01/09	L.A. Chargers	--	--	--	--	--	--	--	--	--	--	--	--
<b>TOTALS</b>		<b>5 / 8</b>	<b>1 / 1</b>	<b>0 / 1</b>	<b>0 / 0</b>	<b>0 / 3</b>	<b>6 / 13</b>	<b>5 / 7</b>	<b>2 / 3</b>	<b>0 / 0</b>	<b>0 / 1</b>	<b>5 / 8</b>	<b>12 / 19</b>
		<b>62.5%</b>	<b>100.0%</b>	<b>0.0%</b>	<b>0.0%</b>	<b>0.0%</b>	<b>46.2%</b>	<b>71.4%</b>	<b>66.7%</b>	<b>0.0%</b>	<b>0.0%</b>	<b>62.5%</b>	<b>63.2%</b>



## 2020 REGULAR SEASON 100.0+ PASSER RATING

## RAIDERS

## PASSING GAMES

DATE	OPPONENT	PLAYER	ATT	CMP	YDS	CMP%	YDS/ATT	YDS/CMP	TD	TD%	INT	INT%	LONG	SACK/LOST	RATING
09/13	at Carolina	Derek Carr	30	22	239	73.33%	7.97	10.86	1	3.33%	0	0.00%	45	0/0	107.50
09/21	vs. New Orleans	Derek Carr	38	28	284	73.68%	7.47	10.14	3	7.89%	0	0.00%	31	3/23	120.90
09/27	at New England	Derek Carr	32	24	261	75.00%	8.16	10.88	2	6.25%	0	0.00%	34	2/12	119.40
10/04	vs. Buffalo	Derek Carr	44	32	311	72.73%	7.07	9.72	2	4.55%	0	0.00%	37	2/14	107.30
10/11	at Kansas City	Derek Carr	31	22	347	70.97%	11.19	15.77	3	9.68%	1	3.23%	72t	1/1	126.70
11/08	at L.A. Chargers	Derek Carr	23	13	165	56.52%	7.17	12.69	2	8.70%	0	0.00%	53	1/5	108.10
11/22	vs. Kansas City	Derek Carr	31	23	275	74.19%	8.87	11.96	3	9.68%	1	3.23%	29	0/0	119.70
12/26	vs. Miami	Derek Carr	34	21	336	61.76%	9.88	16.00	1	2.94%	0	0.00%	85t	3/22	104.50

## 2020 OPPONENTS 100.0+ PASSER RATING

## PASSING GAMES

DATE	OPPONENT	PLAYER	ATT	CMP	YDS	CMP%	YDS/ATT	YDS/CMP	TD	TD%	INT	INT%	LONG	SACK/LOST	RATING
10/04	vs. Buffalo	Josh Allen	34	24	288	70.59%	8.47	12.00	2	5.88%	0	0.00%	49	1/14	115.80
10/25	vs. Tampa Bay	Tom Brady	45	33	369	73.33%	8.20	11.18	4	8.89%	0	0.00%	35	0/0	127.00
11/08	at L.A. Chargers	Justin Herbert	42	28	326	66.67%	7.76	11.64	2	4.76%	0	0.00%	50	2/14	105.90
11/22	vs. Kansas City	Patrick Mahomes	45	34	348	75.56%	7.73	10.24	2	4.44%	1	2.22%	22t	0/0	102.80
12/13	vs. Indianapolis	Philip Rivers	28	19	244	67.86%	8.71	12.84	2	7.14%	0	0.00%	41t	0/0	118.80
12/17	vs. L.A. Chargers	Justin Herbert	32	22	314	68.75%	9.81	14.27	2	6.25%	0	0.00%	53	1/8	121.10
01/03	at Denver	Drew Lock	41	25	339	60.98%	8.27	13.56	2	4.88%	0	0.00%	92t	2/15	103.60

\*Need minimum of 20 attempts to qualify

## 2021 REGULAR SEASON

DATE	OPPONENT	QUARTERBACK	LOSS	0-9	10-19	20-29	30-39	40-49	50+
09/13	Baltimore	Carr	--	16	11 (1)	4	3 (1)	--	--
09/19	at Pittsburgh	Carr	--	12 (1)	11	3	1	--	1 (1)
09/26	Miami	Carr	--	8 (1)	7 (1)	8	3	--	--
10/04	at L.A. Chargers	Carr	--	16 (1)	3 (1)	--	1	--	1
10/10	Chicago	Carr	--	15	5	2	--	--	--
10/17	at Denver	Carr	--	8	3	2	2 (1)	2 (1)	1
10/24	Philadelphia	Carr	2	16 (1)	8 (1)	4	--	1	--
11/07	at N.Y. Giants	Carr	--	20 (1)	6	4	--	--	--
11/14	Kansas City	Carr	1	16 (1)	3	3	2 (1)	--	--
11/21	Cincinnati	Carr	1	12	1 (1)	4	1	--	--
11/25	at Dallas	Carr	2	8	7	2	3	--	2 (1)
12/05	Washington	--	--	--	--	--	--	--	--
12/12	at Kansas City	--	--	--	--	--	--	--	--
12/18	at Cleveland	--	--	--	--	--	--	--	--
12/26	Denver	--	--	--	--	--	--	--	--
01/02	at Indianapolis	--	--	--	--	--	--	--	--
01/09	L.A. Chargers	--	--	--	--	--	--	--	--
<b>PLAYER TOTALS</b>		Carr	6	147 (6)	65 (5)	36	16 (3)	3 (1)	5 (2)
<b>TEAM TOTALS</b>			<b>6</b>	<b>147 (6)</b>	<b>65 (5)</b>	<b>36</b>	<b>16 (3)</b>	<b>3 (1)</b>	<b>5 (2)</b>

## RAIDERS 2021 REGULAR SEASON YARDS GAINED BY DOWN

		RAIDERS												OPPONENT											
Date	Opponent	1ST DOWN			2ND DOWN			3RD DOWN			4TH DOWN			1ST DOWN			2ND DOWN			3RD DOWN			4TH DOWN		
		Att	Yds	Avg	Att	Yds	Avg	Att	Yds	Avg	Att	Yds	Avg	Att	Yds	Avg	Att	Yds	Avg	Att	Yds	Avg	Att	Yds	Avg
09/13	Baltimore	37	170	4.6	27	159	5.9	15	167	11.1	1	0	0.0	30	141	4.7	23	223	9.7	12	15	1.3	2	35	17.5
09/19	at Pittsburgh h	30	189	6.3	20	114	5.7	13	120	9.2	1	2	2.0	23	91	4.0	20	130	6.5	12	110	9.2	1	0	0.0
09/26	Miami	36	156	4.3	29	228	7.9	15	113	7.5	1	0	0.0	31	117	3.8	25	110	4.4	18	60	3.3	4	43	10.8
10/04	at L.A. Chargers	22	94	4.3	18	76	4.2	13	40	3.1	3	3	1.0	32	157	4.9	27	175	6.5	13	29	2.2	2	19	9.5
10/10	Chicago	24	116	4.8	19	61	3.2	14	81	5.8	3	1	0.3	25	111	4.4	22	72	3.3	13	69	5.3	0	0	0.0
10/17	at Denver	24	153	6.4	17	124	7.3	11	149	13.5	0	0	0.0	35	235	6.7	25	98	3.9	14	77	5.5	3	12	4.0
10/24	Philadelphia	29	167	5.8	24	220	9.2	9	58	6.4	1	1	1.0	30	168	5.6	22	146	6.6	13	35	2.7	3	22	7.3
11/07	at N.Y. Giants	32	267	8.3	22	96	4.4	12	34	2.8	1	6	6.0	24	101	4.2	18	87	4.8	12	59	4.9	0	0	0.0
11/14	Kansas City	23	197	8.6	17	103	6.1	9	-3	-0.3	2	2	1.0	34	212	6.2	24	115	4.8	15	170	11.3	2	3	1.5
11/21	Cincinnati	23	222	9.7	17	45	2.6	7	11	1.6	0	0	0.0	30	137	4.6	24	109	4.5	16	42	2.6	0	0	0.0
11/25	at Dallas	38	327	8.6	26	110	4.2	13	72	5.5	0	0	0.0	32	180	5.6	23	212	9.2	13	45	3.5	0	0	0.0
12/05	Washington	--	--	--	--	--	--	--	--	--	--	--	--	--	--	--	--	--	--	--	--	--	--	--	--
12/12	at Kansas City	--	--	--	--	--	--	--	--	--	--	--	--	--	--	--	--	--	--	--	--	--	--	--	--
12/18	at Cleveland	--	--	--	--	--	--	--	--	--	--	--	--	--	--	--	--	--	--	--	--	--	--	--	--
12/26	Denver	--	--	--	--	--	--	--	--	--	--	--	--	--	--	--	--	--	--	--	--	--	--	--	--
01/02	at Indianapolis	--	--	--	--	--	--	--	--	--	--	--	--	--	--	--	--	--	--	--	--	--	--	--	--
01/09	L.A. Chargers	--	--	--	--	--	--	--	--	--	--	--	--	--	--	--	--	--	--	--	--	--	--	--	--
TOTALS		318	2,058	6.5	236	1,336	5.7	131	842	6.4	13	15	1.2	326	1,650	5.1	253	1,477	5.8	151	711	4.7	17	134	7.9

DATE	OPPONENT	QTR	RETURN	RAIDERS PLAYER	YDS.	DOWN	RESULT
09/13	Baltimore	3	Kickoff	Henry Ruggs III	20	BAL 13	Punt
09/19	at Pittsburgh	4	Kickoff	Henry Ruggs III	22	LV 35	End Game
10/04	at L.A. Chargers	1	Kickoff	Peyton Barber	25	LAC 24	Punt
		3	Kickoff	Kenyan Drake	31	LAC 35	Touchdown
		3	Kickoff	Kenyan Drake	22	LV 35	Punt
10/10	Chicago	0	Kickoff	Kenyan Drake	20		
11/07	at N.Y. Giants	2	Kickoff	Jalen Richard	26	LV 35	End Half
		3	Kickoff	Jalen Richard	32	LV 15	Field Goal
		4	Kickoff	Jalen Richard	20	NYG 20	Punt
11/14	Kansas City	1	Kickoff	Jalen Richard	23	50	Touchdown
11/21	Cincinnati	3	Kickoff	Kenyan Drake	24	CIN 15	Field Goal
11/25	at Dallas	1	Punt	Hunter Renfrow	21	LV 29	Touchdown
12/05	Washington	--	--	--	--	--	--
12/12	at Kansas City	--	--	--	--	--	--
12/18	at Cleveland	--	--	--	--	--	--
12/26	Denver	--	--	--	--	--	--
01/02	at Indianapolis	--	--	--	--	--	--
01/09	L.A. Chargers	--	--	--	--	--	--

# **OPPONENT BIG RETURNS: KICKOFF AND PUNT**

DATE	OPPONENT	QTR	RETURN	OPP. PLAYER	YDS.	DOWN	RESULT
09/13	Baltimore	1	Punt	Devin Duvernay	22	BAL 35	Touchdown
		3	Punt	Devin Duvernay	30	LV 38	Field Goal
09/19	at Pittsburgh	1	Kickoff	Ray-Ray McCloud	28	LV 16	Punt
		1	Kickoff	Ray-Ray McCloud	28	50	Punt
10/04	at L.A. Chargers	1	Kickoff	Larry Rountree III	24	50	Touchdown
10/10	Chicago	1	Kickoff	Jakeem Grant Sr.	24	LV 27	Punt
		2	Kickoff	Jakeem Grant Sr.	32	CHI 35	Downs
		3	Punt	Jakeem Grant Sr.	21	CHI 18	Punt
10/17	at Denver	3	Kickoff	Diontae Spencer	23	DEN 35	Punt
10/24	Philadelphia	1	Kickoff	Jalen Reagor	26	PHI 35	Interception
		3	Kickoff	Jalen Reagor	23	50	Touchdown
11/14	Kansas City	1	Kickoff	Byron Pringle	20	LV 30	Punt
		1	Punt	Mike Hughes	37	50	Touchdown
11/21	Cincinnati	2	Kickoff	Darius Phillips	25	CIN 35	Punt
		4	Kickoff	Darius Phillips	32	CIN 35	Interception
11/25	at Dallas	1	Kickoff	<b>Tony Pollard</b>	<b>100T</b>	50	Field Goal
12/05	Washington	--	--	--	--	--	--
12/12	at Kansas City	--	--	--	--	--	--
12/18	at Cleveland	--	--	--	--	--	--
12/26	Denver	--	--	--	--	--	--
01/02	at Indianapolis	--	--	--	--	--	--
01/09	L.A. Chargers	--	--	--	--	--	--



## 2021 REGULAR SEASON - DEFENSIVE TAKEAWAYS

DATE	OPPONENT	TAKEAWAY	QTR.	SCORE	YD-LINE	RESULT
09/13	Baltimore	D. Perryman FR (Q. Jefferson FF)	4	10-17	BLT-42	TD
		D. Philon FR (C. Nassib FF)	5	27-27	BLT-27	TD
09/19	at Pittsburgh	T. Mullen Jr. INT (B. Roethlisberger)	1	0-0	LV-43	FG
09/26	Miami	None				
10/04	at L.A. Chargers	None				
10/10	Chicago	None				
10/17	at Denver	B. Facyson INT (T. Bridgewater)	1	10-7	DEN-49	Missed FG
		D. Perryman FR (S. Thomas FF)	3	24-10	DEN-43	TD
		T. Moehrig INT (T. Bridgewater)	4	34-17	LV-20	Punt
		J. Abram INT (T. Bridgewater)	4	34-24	LV-45	EOG
10/24	Philadelphia	J. Abram FR (Q. Jefferson FF)	2	14-7	PHI-29	FG
		C. Littleton FR (J. Hurts fumble)	3	30-7	LV-6	Punt
11/07	at N.Y. Giants	D. Philon FR (Y. Ngakoue FF)	1	7-7	NYG-32	FG
11/14	Kansas City	None				
11/21	Cincinnati	D. Leavitt FR (Y. Ngakoue FF)	1	0-0	CIN-39	FG
11/25	at Dallas	None				
12/05	Washington	--	--	--	--	--
12/12	at Kansas City	--	--	--	--	--
12/18	at Cleveland	--	--	--	--	--
12/26	Denver	--	--	--	--	--
01/02	at Indianapolis	--	--	--	--	--
01/09	L.A. Chargers	--	--	--	--	--

## 2021 REGULAR SEASON - OFFENSIVE GIVEAWAYS

DATE	OPPONENT	TAKEAWAY	QTR.	SCORE	YD-LINE	RESULT
09/13	Baltimore	D. Carr INT (A. Averett: touchback)	5	27-27	BLT-(-3)	Fumble
09/19	at Pittsburgh	None				
09/26	Miami	D. Carr INT (E. Roberts)	1	0-7	MIA-15	TD
10/04	at L.A. Chargers	D. Carr INT (D. James Jr.)	4	14-28	LAC-29	Punt
10/10	Chicago	D. Carr INT (D. Houston-Carson)	3	3-14	CHI-45	Punt
10/17	at Denver	None				
10/24	Philadelphia	D. Carr INT (A. Maddox)	1	0-7	PHI-5	Punt
11/07	at N.Y. Giants	D. Carr INT (X. McKinney)	3	13-16	LV-41	TD
		D. Carr INT (X. McKinney)	4	16-20	50	FG
		D. Carr fumble (Q. Roche FF; L. Williams FR)	4	16-23	NYG-23	EOG
11/14	Kansas City	D. Jackson fumble (R. Fenton FF; T. Mathieu FR)	3	14-24	KC-13	FG
		D. Carr INT (D. Sorensen)	3	14-27	KC-44	TD
11/21	Cincinnati	D. Carr INT (E. Apple)	4	13-22	LV-42	TD
		D. Carr fumble (T. Hendrickson FF; S. Hubbard FR)	4	13-29	CIN-26	FG
11/25	at Dallas	None				
12/05	Washington	--	--	--	--	--
12/12	at Kansas City	--	--	--	--	--
12/18	at Cleveland	--	--	--	--	--
12/26	Denver	--	--	--	--	--
01/02	at Indianapolis	--	--	--	--	--
01/09	L.A. Chargers	--	--	--	--	--

## 2021 REGULAR SEASON - SPECIAL TEAMS/MISC TAKEAWAYS

DATE	OPPONENT	TAKEAWAY	QTR.	SCORE	YD-LINE	RESULT
11/14	Kansas City	F. Moreau FR (A. Cole FF)	1	0-7	KC-9	TD

## 2021 REGULAR SEASON - TURNOVERS

<b>Offense:</b>	12 Giveaways 37 Points (4 TD, 3 FG)	<b>Ratio</b>
<b>Defense:</b>	11 Takeaways 32 Points (3 TD, 4 FG)	0 (12 takes, 12 gives)
<b>Special Teams:</b>	0 Giveaways 0 Points (0 TD, 0 FG)	<b>Points Off Turnovers Ratio</b>
	1 Takeaway 7 Points (1 TD, 0 FG)	+2 (39 scored, 37 allowed)

# TURNOVER BREAKDOWN CHART - TEAM AND OPPONENT

		FORCED TURNOVERS			TURNOVERS CONVERTED					OUTCOME	
DATE	OPPONENT	FUM	INTS	TOTAL	TD	FG	PTS.	PTS. PCT.	TD PCT.	NET DIFF.	RESULT
09/13	Las Vegas	2	0	2	2	0	13	100.0	100.0	+1	33-27
	Baltimore	0	1	1	0	0	0	0.0	0.0	-1	Las Vegas
09/19	Las Vegas	0	1	1	0	1	3	100.0	0.0	+1	26-17
	at Pittsburgh	0	0	0	0	0	0	0.0	0.0	-1	Las Vegas
09/26	Las Vegas	0	0	0	0	0	0	0.0	0.0	-1	31-28
	Miami	0	1	1	1	0	7	100.0	100.0	+1	Las Vegas
10/04	Las Vegas	0	0	0	0	0	0	0.0	0.0	-1	28-14
	at L.A. Chargers	0	1	1	0	0	0	0.0	0.0	+1	L.A. Chargers
10/10	Las Vegas	0	0	0	0	0	0	0.0	0.0	-1	20-9
	Chicago	0	1	1	0	0	0	0.0	0.0	+1	Chicago
10/17	Las Vegas	1	3	4	1	0	7	25.0	100.0	+4	34-24
	at Denver	0	0	0	0	0	0	0.0	0.0	-4	Las Vegas
10/24	Las Vegas	2	0	2	0	1	3	50.0	0.0	+1	33-22
	Philadelphia	0	1	1	0	0	0	0.0	0.0	-1	Las Vegas
11/07	Las Vegas	1	0	1	0	1	3	100.0	0.0	-2	23-16
	at N.Y. Giants	1	2	3	1	1	10	66.7	50.0	+2	N.Y. Giants
11/14	Las Vegas	1	0	1	1	0	7	100.0	100.0	-1	41-14
	Kansas City	1	1	2	1	1	10	100.0	50.0	+1	Kansas City
11/21	Las Vegas	1	0	1	0	1	3	100.0	0.0	-1	32-13
	Cincinnati	1	1	2	1	1	10	100.0	50.0	+1	Cincinnati
11/25	Las Vegas	0	0	0	0	0	0	0.0	0.0	0	36-33
	at Dallas	0	0	0	0	0	0	0.0	0.0	0	Las Vegas
12/05	Washington	--	--	--	--	--	--	--	--	--	--
12/12	at Kansas City	--	--	--	--	--	--	--	--	--	--
12/18	at Cleveland	--	--	--	--	--	--	--	--	--	--
12/26	Denver	--	--	--	--	--	--	--	--	--	--
01/02	at Indianapolis	--	--	--	--	--	--	--	--	--	--
01/09	L.A. Chargers	--	--	--	--	--	--	--	--	--	--
	<b>RAIDERS</b>	<b>8</b>	<b>4</b>	<b>12</b>	<b>4</b>	<b>4</b>	<b>39</b>	<b>66.7</b>	<b>50.0</b>	<b>0</b>	<b>6-5</b>
	<b>OPPONENTS</b>	<b>3</b>	<b>9</b>	<b>12</b>	<b>4</b>	<b>3</b>	<b>37</b>	<b>58.3</b>	<b>57.1</b>	<b>0</b>	<b>5-6</b>

## RAIDERS 2021 REGULAR SEASON INSIDE 20 EFFICIENCY

RAIDERS																		
Date	Opponent	Pos	TD	PAT	2-Pt.	Miss PAT	FG	FGA	Blk/MFG	INT	Fum	Dwns	Drive Ends			TD%	Score Pct.	Pts/Poss
09/13	Baltimore	6	3	3	0	0	1	1	0	1	0	1	0	0	24	50.0	66.7	4.0
09/19	at Pittsburgh	3	1	1	0	0	2	2	0	0	0	0	0	0	13	33.3	100.0	4.3
09/26	Miami	4	3	2	0	1	1	1	0	0	0	0	0	0	23	75.0	100.0	5.8
10/04	at L.A. Chargers	2	2	2	0	0	0	0	0	0	0	0	0	0	14	100.0	100.0	7.0
10/10	Chicago	2	1	0	0	0	1	1	0	0	0	0	0	0	9	50.0	100.0	4.5
10/17	at Denver	3	2	2	0	0	1	1	0	0	0	0	0	0	17	66.7	100.0	5.7
10/24	Philadelphia	6	4	3	0	1	1	1	0	1	0	0	0	0	30	66.7	83.3	5.0
11/07	at N.Y. Giants	6	1	1	0	0	3	4	1	0	1	0	0	0	16	16.7	66.7	2.7
11/14	Kansas City	2	1	1	0	0	0	0	0	0	0	1	0	0	7	50.0	50.0	3.5
11/21	Cincinnati	3	1	1	0	0	1	1	0	0	1	0	0	0	10	33.3	66.7	3.3
11/25	at Dallas	5	2	2	0	0	3	3	0	0	0	0	0	0	23	40.0	100.0	4.6
12/05	Washington	--	--	--	--	--	--	--	--	--	--	--	--	--	--	--	--	--
12/12	at Kansas City	--	--	--	--	--	--	--	--	--	--	--	--	--	--	--	--	--
12/18	at Cleveland	--	--	--	--	--	--	--	--	--	--	--	--	--	--	--	--	--
12/26	Denver	--	--	--	--	--	--	--	--	--	--	--	--	--	--	--	--	--
01/02	at Indianapolis	--	--	--	--	--	--	--	--	--	--	--	--	--	--	--	--	--
01/09	L.A. Chargers	--	--	--	--	--	--	--	--	--	--	--	--	--	--	--	--	--
<b>TOTALS</b>		<b>42</b>	<b>21</b>	<b>18</b>	<b>0</b>	<b>2</b>	<b>14</b>	<b>15</b>	<b>1</b>	<b>2</b>	<b>2</b>	<b>2</b>	<b>0</b>	<b>0</b>	<b>186</b>	<b>50.0</b>	<b>83.3</b>	<b>4.4</b>

## OPPONENT 2021 REGULAR SEASON INSIDE 20 EFFICIENCY

OPPONENT																		
Date	Opponent	Pos	TD	PAT	2-Pt.	Miss PAT	FG	FGA	Blk/MFG	INT	Fum	Dwns	Drive Ends			TD%	Score Pct.	Pts/Poss
09/13	Baltimore	2	2	2	0	0	0	0	0	0	0	0	0	0	14	100.0	100.0	7.0
09/19	at Pittsburgh	1	1	1	0	0	0	0	0	0	0	0	0	0	7	100.0	100.0	7.0
09/26	Miami	1	1	0	1	0	0	0	0	0	0	0	0	0	8	100.0	100.0	8.0
10/04	at L.A. Chargers	5	4	4	0	0	0	0	0	0	0	0	0	1	28	80.0	80.0	5.6
10/10	Chicago	2	2	2	0	0	0	0	0	0	0	0	0	0	14	100.0	100.0	7.0
10/17	at Denver	3	2	2	0	0	1	1	0	0	0	0	0	0	17	66.7	100.0	5.7
10/24	Philadelphia	4	3	2	1	0	0	0	0	0	1	0	0	0	22	75.0	75.0	5.5
11/07	at N.Y. Giants	2	0	0	0	0	2	2	0	0	0	0	0	0	6	0.0	100.0	3.0
11/14	Kansas City	4	3	3	0	0	1	1	0	0	0	0	0	0	24	75.0	100.0	6.0
11/21	Cincinnati	2	2	1	0	1	0	0	0	0	0	0	0	0	13	100.0	100.0	6.5
11/25	at Dallas	3	2	1	0	1	1	1	0	0	0	0	0	0	16	66.7	100.0	5.3
12/05	Washington	--	--	--	--	--	--	--	--	--	--	--	--	--	--	--	--	--
12/12	at Kansas City	--	--	--	--	--	--	--	--	--	--	--	--	--	--	--	--	--
12/18	at Cleveland	--	--	--	--	--	--	--	--	--	--	--	--	--	--	--	--	--
12/26	Denver	--	--	--	--	--	--	--	--	--	--	--	--	--	--	--	--	--
01/02	at Indianapolis	--	--	--	--	--	--	--	--	--	--	--	--	--	--	--	--	--
01/09	L.A. Chargers	--	--	--	--	--	--	--	--	--	--	--	--	--	--	--	--	--
<b>TOTALS</b>		<b>29</b>	<b>22</b>	<b>18</b>	<b>2</b>	<b>2</b>	<b>5</b>	<b>5</b>	<b>0</b>	<b>0</b>	<b>1</b>	<b>0</b>	<b>0</b>	<b>1</b>	<b>169</b>	<b>75.9</b>	<b>93.1</b>	<b>5.8</b>

## RAIDERS

<u>Date/Opp.</u>	<u>Quarter</u>	<u>Score</u>	<u>Kicker</u>	<u>Recovered by</u>	<u>Yard line recovered at</u>
9/13 vs. Bal.	----	----	----	----	----
9/19 at Pit.	----	----	----	----	----
9/26 vs. Mia.	----	----	----	----	----
10/4 at LAC	----	----	----	----	----
10/10 vs. Chi.	----	----	----	----	----
10/17 at Den.	----	----	----	----	----
10/24 vs. Phi.	----	----	----	----	----
11/7 at NYG	----	----	----	----	----
11/14 vs. KC	----	----	----	----	----
11/21 vs. Cin.	----	----	----	----	----
11/25 at Dal.	----	----	----	----	----
12/5 vs. Was.	----	----	----	----	----
12/12 at KC	----	----	----	----	----
12/18 at Cle.	----	----	----	----	----
12/26 vs. Den.	----	----	----	----	----
1/2 at Ind.	----	----	----	----	----
1/9 vs LAC	----	----	----	----	----

## OPPONENTS

<u>Date/Opp.</u>	<u>Quarter</u>	<u>Score</u>	<u>Kicker</u>	<u>Recovered by</u>	<u>Yard line recovered at</u>
9/13 vs. Bal.	----	----	----	----	----
9/19 at Pit.	----	----	----	----	----
9/26 vs. Mia.	----	----	----	----	----
10/4 at LAC	----	----	----	----	----
10/10 vs. Chi.	----	----	----	----	----
10/17 at Den.	4	34-24, LV	B. McManus	E. Saubert	DEN 44
10/24 vs. Phi.	3	17-7, LV	J. Elliott	A. Ingold	PHI 44
	4	33-22, LV	J. Elliott	F. Moreau	PHI 44
11/7 at NYG	----	----	----	----	----
11/14 vs. KC	----	----	----	----	----
11/21 vs. Cin.	----	----	----	----	----
11/25 at Dal.	----	----	----	----	----
12/5 vs. Was.	----	----	----	----	----
12/12 at KC	----	----	----	----	----
12/18 at Cle.	----	----	----	----	----
12/26 vs. Den.	----	----	----	----	----
1/2 at Ind.	----	----	----	----	----
1/9 vs. LAC	----	----	----	----	----

## RAIDERS

DATE	OPPONENT	QUARTER	SCORE	TYPE	BLOCKED BY	RECOVERED BY
09/13	Baltimore	--	--	--	--	--
09/19	at Pittsburgh	--	--	--	--	--
09/26	Miami	--	--	--	--	--
10/04	at L.A. Chargers	--	--	--	--	--
10/10	Chicago	--	--	--	--	--
10/17	at Denver	--	--	--	--	--
10/24	Philadelphia	--	--	--	--	--
11/07	at N.Y. Giants	--	--	--	--	--
11/14	Kansas City	--	--	--	--	--
11/21	Cincinnati	--	--	--	--	--
11/25	at Dallas	--	--	--	--	--
12/05	Washington	--	--	--	--	--
12/12	at Kansas City	--	--	--	--	--
12/18	at Cleveland	--	--	--	--	--
12/26	Denver	--	--	--	--	--
01/02	at Indianapolis	--	--	--	--	--
01/09	L.A. Chargers	--	--	--	--	--

## OPPONENTS

DATE	OPPONENT	QUARTER	SCORE	TYPE	BLOCKED BY	RECOVERED BY
09/13	Baltimore	--	--	--	--	--
09/19	at Pittsburgh	--	--	--	--	--
09/26	Miami	--	--	--	--	--
10/04	at L.A. Chargers	--	--	--	--	--
10/10	Chicago	--	--	--	--	--
10/17	at Denver	--	--	--	--	--
10/24	Philadelphia	--	--	--	--	--
11/07	at N.Y. Giants	--	--	--	--	--
11/14	Kansas City	--	--	--	--	--
11/21	Cincinnati	--	--	--	--	--
11/25	at Dallas	--	--	--	--	--
12/05	Washington	--	--	--	--	--
12/12	at Kansas City	--	--	--	--	--
12/18	at Cleveland	--	--	--	--	--
12/26	Denver	--	--	--	--	--
01/02	at Indianapolis	--	--	--	--	--
01/09	L.A. Chargers	--	--	--	--	--



## TWO-POINT CONVERSIONS

### RAIDERS

DATE	OPPONENT	QUARTER	SCORE BEFORE TRY	RESULT	PLAY
09/13	Baltimore	--	--	--	--
09/19	at Pittsburgh	--	--	--	--
09/26	Miami	--	--	--	--
10/04	at L.A. Chargers	--	--	--	--
10/10	Chicago	4	14-9, CHI	Failed	Derek Carr
		TWO-POINT CONVERSION ATTEMPT. D.Carr is sacked. ATTEMPT FAILS.			
10/17	at Denver	--	--	--	--
10/24	Philadelphia	--	--	--	--
11/07	at N.Y. Giants	--	--	--	--
11/14	Kansas City	--	--	--	--
11/21	Cincinnati	--	--	--	--
11/25	at Dallas	--	--	--	--
12/05	Washington	--	--	--	--
12/12	at Kansas City	--	--	--	--
12/18	at Cleveland	--	--	--	--
12/26	Denver	--	--	--	--
01/02	at Indianapolis	--	--	--	--
01/09	L.A. Chargers	--	--	--	--

### OPPONENTS

DATE	OPPONENT	QUARTER	SCORE BEFORE TRY	RESULT	PLAY
09/13	Baltimore	--	--	--	--
09/19	at Pittsburgh	--	--	--	--
09/26	Miami	4	25-25, LV	Converted	Jacoby Brissett pass to William Fuller V
		TWO-POINT CONVERSION ATTEMPT. J.Brissett pass to W.Fuller is complete. ATTEMPT SUCCEEDS.			
10/04	at L.A. Chargers	--	--	--	--
10/10	Chicago	--	--	--	--
10/17	at Denver	--	--	--	--
10/24	Philadelphia	4	33-22, LV	Converted	Jalen Hurts pass to Dallas Goedert
		TWO-POINT CONVERSION ATTEMPT. J.Hurts pass to D.Goedert is complete. ATTEMPT SUCCEEDS.			
11/07	at N.Y. Giants	--	--	--	--
11/14	Kansas City	--	--	--	--
11/21	Cincinnati	--	--	--	--
11/25	at Dallas	3	24-19, LV	Failed	Cedrick Wilson rushing
		TWO-POINT CONVERSION ATTEMPT. C.Wilson rushes right end. ATTEMPT FAILS.			
		4	30-30, LV	Converted	Dak Prescott pass to Dalton Schultz
		TWO-POINT CONVERSION ATTEMPT. D.Prescott pass to D.Schultz is complete. ATTEMPT SUCCEEDS.			
12/05	Washington	--	--	--	--
12/12	at Kansas City	--	--	--	--
12/18	at Cleveland	--	--	--	--
12/26	Denver	--	--	--	--
01/02	at Indianapolis	--	--	--	--
01/09	L.A. Chargers	--	--	--	--

## RAIDERS

DATE	OPPONENT	FIRST QUARTER	SECOND QUARTER	FIRST HALF	THIRD QUARTER	FOURTH QUARTER	SECOND HALF	OVERTIME	TOTAL
09/13	Baltimore	0	10	10	0	17	17	6	33
09/19	at Pittsburgh	3	6	9	7	10	17	--	26
09/26	Miami	2	10	12	7	6	13	6	31
10/04	at L.A. Chargers	0	0	0	14	0	14	--	14
10/10	Chicago	3	0	3	0	6	6	--	9
10/17	at Denver	10	7	17	14	3	17	--	34
10/24	Philadelphia	0	17	17	13	3	16	--	33
11/07	at N.Y. Giants	7	6	13	3	0	3	--	16
11/14	Kansas City	0	7	7	7	0	7	--	14
11/21	Cincinnati	3	3	6	0	7	7	--	13
11/25	at Dallas	14	3	17	10	6	16	3	36
12/31	at	--	--	0	--	--	0	--	--
12/31	at	--	--	0	--	--	0	--	--
12/31	at	--	--	0	--	--	0	--	--
12/31	at	--	--	0	--	--	0	--	--
12/31	at	--	--	0	--	--	0	--	--
12/05	Washington	--	--	--	--	--	--	--	--
12/12	at Kansas City	--	--	--	--	--	--	--	--
12/18	at Cleveland	--	--	--	--	--	--	--	--
12/26	Denver	--	--	--	--	--	--	--	--
01/02	at Indianapolis	--	--	--	--	--	--	--	--
01/09	L.A. Chargers	--	--	--	--	--	--	--	--
<b>TOTALS</b>		<b>42</b>	<b>69</b>	<b>111</b>	<b>75</b>	<b>58</b>	<b>133</b>	<b>15</b>	<b>259</b>

## OPPONENTS

DATE	OPPONENT	FIRST QUARTER	SECOND QUARTER	FIRST HALF	THIRD QUARTER	FOURTH QUARTER	SECOND HALF	OVERTIME	TOTAL
09/13	Baltimore	7	7	14	3	10	13	0	27
09/19	at Pittsburgh	0	7	7	0	10	10	--	17
09/26	Miami	14	0	14	0	11	11	3	28
10/04	at L.A. Chargers	7	14	21	0	7	7	--	28
10/10	Chicago	0	14	14	0	6	6	--	20
10/17	at Denver	7	0	7	3	14	17	--	24
10/24	Philadelphia	7	0	7	0	15	15	--	22
11/07	at N.Y. Giants	7	3	10	7	6	13	--	23
11/14	Kansas City	7	10	17	10	14	24	--	41
11/21	Cincinnati	3	7	10	3	19	22	--	32
11/25	at Dallas	6	7	13	6	14	20	0	33
12/31	at	--	--	0	--	--	0	--	--
12/31	at	--	--	0	--	--	0	--	--
12/31	at	--	--	0	--	--	0	--	--
12/31	at	--	--	0	--	--	0	--	--
12/31	at	--	--	0	--	--	0	--	--
12/05	Washington	--	--	--	--	--	--	--	--
12/12	at Kansas City	--	--	--	--	--	--	--	--
12/18	at Cleveland	--	--	--	--	--	--	--	--
12/26	Denver	--	--	--	--	--	--	--	--
01/02	at Indianapolis	--	--	--	--	--	--	--	--
01/09	L.A. Chargers	--	--	--	--	--	--	--	--
<b>TOTALS</b>		<b>65</b>	<b>69</b>	<b>134</b>	<b>32</b>	<b>126</b>	<b>158</b>	<b>3</b>	<b>295</b>

## GOAL TO GO SITUATIONS

DATE	OPPONENT	OFFENSE	DEFENSE
09/13	Baltimore	TD - Run TD - Pass Interception	TD - Run
09/19	at Pittsburgh	Field Goal - 41 yards TD - Pass	TD - Run
09/26	Miami	TD - Pass TD - Run Field Goal - 22 yards	TD - Run
10/04	at L.A. Chargers	TD - Pass	TD - Pass
10/10	Chicago	Field Goal - 31 yards TD - Run	TD - Pass TD - Run
10/17	at Denver	TD - Run	TD - Pass
10/24	Philadelphia	TD - Run TD - Run TD - Pass	Fumble TD - Run
11/07	at N.Y. Giants	TD - Pass Field Goal - 25 yards	NONE
11/14	Kansas City	TD - Pass Lost on Downs	TD - Pass TD - Pass TD - Pass
11/21	Cincinnati	Field Goal - 26 yards	TD - Pass
11/25	at Dallas	TD - Run Field Goal - 22 yards TD - Run	TD - Run
12/05	Washington	--	--
12/12	at Kansas City	--	--
12/18	at Cleveland	--	--
12/26	Denver	--	--
01/02	at Indianapolis	--	--
01/09	L.A. Chargers	--	--

### OFFENSE DEFENSE

<b>Goal-To-Go Situations</b>	23	14
<b>Scores</b>	21	13
<b>Touchdowns</b>	15	13
<b>Field Goals</b>	6	0
<b>Total Points</b>	120	91
<b>Fumbles</b>	0	1
<b>Interceptions</b>	1	0
<b>Missed Field Goals</b>	0	0
<b>Lost on Downs</b>	1	0
<b>End of Half/Game</b>	0	0
<b>Goal-to-Go Percentage</b>	65.2	92.9

## RAIDERS 2021 REGULAR SEASON GOAL-TO-GO

RAIDERS																		
Date	Opponent	Pos	TD	PAT	2-Pt.	Miss PAT	FG	FGA	Blk/MFG	INT	Fum	Dwns	Drive Ends			TD%	Score Pct.	Pts/Poss
09/13	Baltimore	3	2	2	0	0	0	0	0	1	0	0	0	0	14	66.7	66.7	4.7
09/19	at Pittsburgh	2	1	1	0	0	1	1	0	0	0	0	0	0	10	50.0	100.0	5.0
09/26	Miami	3	2	1	0	1	1	1	0	0	0	0	0	0	16	66.7	100.0	5.3
10/04	at L.A. Chargers	1	1	1	0	0	0	0	0	0	0	0	0	0	7	100.0	100.0	7.0
10/10	Chicago	2	1	0	0	0	1	1	0	0	0	0	0	0	9	50.0	100.0	4.5
10/17	at Denver	1	1	1	0	0	0	0	0	0	0	0	0	0	7	100.0	100.0	7.0
10/24	Philadelphia	3	3	2	0	1	0	0	0	0	0	0	0	0	20	100.0	100.0	6.7
11/07	at N.Y. Giants	2	1	1	0	0	1	1	0	0	0	0	0	0	10	50.0	100.0	5.0
11/14	Kansas City	2	1	1	0	0	0	0	0	0	0	1	0	0	7	50.0	50.0	3.5
11/21	Cincinnati	1	0	0	0	0	1	1	0	0	0	0	0	0	3	0.0	100.0	3.0
11/25	at Dallas	3	2	2	0	0	1	1	0	0	0	0	0	0	17	66.7	100.0	5.7
12/05	Washington	--	--	--	--	--	--	--	--	--	--	--	--	--	--	--	--	--
12/12	at Kansas City	--	--	--	--	--	--	--	--	--	--	--	--	--	--	--	--	--
12/18	at Cleveland	--	--	--	--	--	--	--	--	--	--	--	--	--	--	--	--	--
12/26	Denver	--	--	--	--	--	--	--	--	--	--	--	--	--	--	--	--	--
01/02	at Indianapolis	--	--	--	--	--	--	--	--	--	--	--	--	--	--	--	--	--
01/09	L.A. Chargers	--	--	--	--	--	--	--	--	--	--	--	--	--	--	--	--	--
<b>TOTALS</b>		<b>23</b>	<b>15</b>	<b>12</b>	<b>0</b>	<b>2</b>	<b>6</b>	<b>6</b>	<b>0</b>	<b>1</b>	<b>0</b>	<b>1</b>	<b>0</b>	<b>0</b>	<b>120</b>	<b>65.2</b>	<b>91.3</b>	<b>5.2</b>

## OPPONENT 2021 REGULAR SEASON GOAL-TO-GO

OPPONENT																		
Date	Opponent	Pos	TD	PAT	2-Pt.	Miss PAT	FG	FGA	Blk/MFG	INT	Fum	Dwns	Drive Ends			TD%	Score Pct.	Pts/Poss
09/13	Baltimore	1	1	1	0	0	0	0	0	0	0	0	0	0	7	100.0	100.0	7.0
09/19	at Pittsburgh	1	1	1	0	0	0	0	0	0	0	0	0	0	7	100.0	100.0	7.0
09/26	Miami	1	1	0	1	0	0	0	0	0	0	0	0	0	8	100.0	100.0	8.0
10/04	at L.A. Chargers	1	1	1	0	0	0	0	0	0	0	0	0	0	7	100.0	100.0	7.0
10/10	Chicago	2	2	2	0	0	0	0	0	0	0	0	0	0	14	100.0	100.0	7.0
10/17	at Denver	1	1	1	0	0	0	0	0	0	0	0	0	0	7	100.0	100.0	7.0
10/24	Philadelphia	2	1	1	0	0	0	0	0	0	1	0	0	0	7	50.0	50.0	3.5
11/07	at N.Y. Giants	0	0	0	0	0	0	0	0	0	0	0	0	0	0	0.0	0.0	0.0
11/14	Kansas City	3	3	3	0	0	0	0	0	0	0	0	0	0	21	100.0	100.0	7.0
11/21	Cincinnati	1	1	0	0	1	0	0	0	0	0	0	0	0	6	100.0	100.0	6.0
11/25	at Dallas	1	1	1	0	0	0	0	0	0	0	0	0	0	7	100.0	100.0	7.0
12/05	Washington	--	--	--	--	--	--	--	--	--	--	--	--	--	--	--	--	--
12/12	at Kansas City	--	--	--	--	--	--	--	--	--	--	--	--	--	--	--	--	--
12/18	at Cleveland	--	--	--	--	--	--	--	--	--	--	--	--	--	--	--	--	--
12/26	Denver	--	--	--	--	--	--	--	--	--	--	--	--	--	--	--	--	--
01/02	at Indianapolis	--	--	--	--	--	--	--	--	--	--	--	--	--	--	--	--	--
01/09	L.A. Chargers	--	--	--	--	--	--	--	--	--	--	--	--	--	--	--	--	--
<b>TOTALS</b>		<b>14</b>	<b>13</b>	<b>11</b>	<b>1</b>	<b>1</b>	<b>0</b>	<b>0</b>	<b>0</b>	<b>0</b>	<b>1</b>	<b>0</b>	<b>0</b>	<b>0</b>	<b>91</b>	<b>92.9</b>	<b>92.9</b>	<b>6.5</b>

## RAIDERS

<u>Date/Opp.</u>	<u>Quarter</u>	<u>Score</u>	<u>Initial Ruling</u>	<u>Final Ruling</u>
10/17 at Den.	4	34-17, LV	T. Bridgewater pass to C. Sutton to LV 36 for 18 yards (runner down by contact)	Upheld

## OPPONENTS

<u>Date/Opp.</u>	<u>Quarter</u>	<u>Score</u>	<u>Initial Ruling</u>	<u>Final Ruling</u>
10/9 vs. Chi.	4	14-3, Chi.	N. Peterman up the middle to CHI 31 for 1 yard and first down	Upheld
10/17 at Den.	3	24-7, LV	T. Bridgewater pass incomplete to N. Fant	Upheld
10/17 at Den.	3	24-10, LV	D. Carr pass complete to H. Ruggs to DEN 4 for 40 yards	Upheld
11/21 vs. Cin.	4	16-13, Cin.	J. Burrow scrambles left end ran ob at LV 15 for 4 yards (PENALTY on LV, Defensive Too Many Men on Field)	Reversed

## REPLAY OFFICIAL

<u>Date/Opp.</u>	<u>Quarter</u>	<u>Score</u>	<u>Initial Ruling</u>	<u>Final Ruling</u>
9/13 vs. Bal.	OT	27-27	D. Carr pass to B. Edwards for 33 yard TD	Reversed
10/17 at Den.	4	31-10, LV	T. Bridgewater pass for K. Hinton INTERCEPTED by N. Hobbs at LV 13	Reversed
10/24 vs. Chi.	2	14-7, LV	K. Gainwell FUMBLES (Q. Jefferson), RECOVERED by J. Abram at PHI 29	Upheld
11/25 at Dal.	2	17-6, LV	D. Prescott to T. Pollard for 14 yards, TOUCHDOWN (runner broke the plane)	Reversed

## RAIDERS 2021 REGULAR SEASON RECORD WHEN...

2021 SEASON		2021 SEASON	
CATEGORY	W-L	CATEGORY	W-L
RAIDERS AT ALLEGIANT STADIUM	3-3	IN SEPTEMBER	3-0
RAIDERS ON THE ROAD	3-2	IN OCTOBER	2-2
RAIDERS ON GRASS	5-3	IN NOVEMBER	1-3
RAIDERS ON ARTIFICIAL TURF	1-2	IN DECEMBER	0-0
RAIDERS IN DOMES	2-0	IN JANUARY	0-0
RAIDERS IN RETRACTABLE ROOF STADIUMS	1-0		
RAIDERS OUTDOORS	0-0	ON SUNDAY NIGHT	0-0
RAIDERS INDOORS	2-0	ON THURSDAY NIGHT	0-0
ALLEGIANT STADIUM ROOF OPEN	0-0	ON MONDAY NIGHT	0-0
ALLEGIANT STADIUM ROOF CLOSED	1-0	ON SATURDAY	0-0
RAIDERS SCORE FIRST	4-2	DAY GAMES	6-5
OPPONENT SCORES FIRST	2-3	KICKOFF AT 12:00 PST	0-0
RAIDERS SCORE ON FIRST POSSESSION	2-2	KICKOFF AT 3:00/3:05/3:15/3:35 PST	0-0
RAIDERS SCORE 20 OR MORE POINTS	6-0	NIGHT GAMES	0-0
RAIDERS SCORE 19 OR LESS POINTS	0-5		
RAIDERS ALLOW 20 OR MORE	5-5	VS. AFC WEST OVERALL	1-2
RAIDERS ALLOW 19 OR LESS POINTS	1-0	VS. AFC WEST AT HOME	0-1
		VS. AFC WEST ON THE ROAD	1-1
RAIDERS LEAD AFTER 1ST QUARTER	3-1	VS. AFC	4-3
RAIDERS TRAIL AFTER 1ST QUARTER	3-2	VS. AFC EAST	1-0
SCORE TIED AFTER 1ST QUARTER	0-2	VS. AFC SOUTH	0-0
RAIDERS LEAD AT HALFTIME	4-1	VS. AFC NORTH	2-1
RAIDERS TRAIL AT HALFTIME	2-4		
SCORE TIED AT HALFTIME	0-0		
RAIDERS LEAD AFTER 3RD QUARTER	5-0	VS. NFC	2-2
RAIDERS TRAIL AFTER 3RD QUARTER	1-5	VS. NFC EAST	2-1
SCORE TIED AFTER 3RD QUARTER	0-0	VS. NFC SOUTH	0-0
GAME GOES TO OVERTIME	3-0	VS. NFC NORTH	0-1
		VS. NFC WEST	0-0
RAIDERS HAVE + TURNOVER RATIO	4-0		
RAIDERS HAVE - TURNOVER RATIO	1-5		
TURNOVER RATIO EVEN	1-0		
RAIDERS HAVE 30:00+TOP	5-0		
RAIDERS HAVE LESS THAN 30:00 TOP	1-5		
RAIDERS HAVE 100-YARD RUSHER	1-0		
RAIDERS HAVE 300 NET PASSING YARDS	6-0		
RAIDERS HAVE 1 100-YARD RECEIVER	2-1		
RAIDERS HAVE 2 100-YARD RECEIVERS	1-0		
RAIDERS WIN COIN TOSS	3-5		
RAIDERS LOSE COIN TOSS	3-0		



## BY RAIDERS

## BY OPPONENT

## PASSING

Derek Carr @ Dallas, 11/25/21	100-POINT PASSER RATING	Dak Prescott @ Dallas, 11/25/21
513 yards, Derek Carr @ Tampa Bay, 10/30/16	500 YARDS PASSING	504 yards, Elvis Grbac vs. Kansas City, 11/05/00
46 att., Derek Carr @ N.Y. Giants, 11/07/21	40+ PASS ATTEMPTS	47 att., Dak Prescott @ Dallas, 11/25/21
56 att., Derek Carr vs. Baltimore, 09/13/21	50+ PASS ATTEMPTS	50 att., Patrick Mahomes vs. Kansas City, 11/14/21
435 yards, Derek Carr vs. Baltimore, 09/13/21	400 YARDS PASSING	406 yards, Patrick Mahomes vs. Kansas City, 11/14/21
373 yards, Derek Carr @ Dallas, 11/25/21	300 YARDS PASSING	375 yards, Dak Prescott @ Dallas, 11/25/21
6 tds, Daryle Lamonica vs. Buffalo, 10/19/69	SIX TOUCHDOWN PASSES	6 tds, Dan Fouts vs. San Diego, 11/22/81
* Never Has Happened *	SEVEN TOUCHDOWN PASSES	7 tds, Nick Foles: (2, 17, 63, 15, 25, 46, 5) vs. Philadelphia, 11/03/13
5 tds, Kerry Collins: (18, 32, 18, 45, 3) vs. Tennessee, 12/19/04	FIVE TOUCHDOWN PASSES	5 tds, Patrick Mahomes: (8, 1, 1, 38, 22) vs. Kansas City, 11/14/21
4 tds, Derek Carr: (8, 7, 19, 7) vs. Cleveland, 09/30/18	FOUR TOUCHDOWN PASSES	5 tds, Patrick Mahomes: (8, 1, 1, 38, 22) vs. Kansas City, 11/14/21
3 tds, Derek Carr: (9, 38, 46) @ N.Y. Jets, 12/06/20	THREE TOUCHDOWN PASSES	5 tds, Patrick Mahomes: (8, 1, 1, 38, 22) vs. Kansas City, 11/14/21
25 comp, Derek Carr vs. Kansas City, 11/14/21	25+ Completions	32 comp, Dak Prescott @ Dallas, 11/25/21
30 comp, Derek Carr @ N.Y. Giants, 11/07/21	30+ Completions	32 comp, Dak Prescott @ Dallas, 11/25/21
30 comp, Derek Carr @ N.Y. Giants, 11/07/21	30-39 PASSING COMPLETIONS	32 comp, Dak Prescott @ Dallas, 11/25/21
40 comp, Derek Carr @ Tampa Bay, 10/30/16	40+ PASSING COMPLETIONS	40 comp, Billy Volek vs. Tennessee, 12/19/04
56 yards, Derek Carr: (11:55) (Shotgun) 4-D.Carr pass deep left to 1-D.Jackson for 56 yards, TOUCHDOWN. @ Dallas, 11/25/21	PASS PLAY OF 50-OR-MORE YARDS	51 yards, Dak Prescott: (3:22) (Shotgun) 4-D.Prescott pass deep left to 1-C.Wilson to LV 33 for 51 yards (24-J.Abram). @ Dallas, 11/25/21
85 yards, Derek Carr: (3:56) (Shotgun) 4-D.Carr pass deep right to 15-N.Agholor for 85 yards, TOUCHDOWN. vs. Miami, 12/26/20	PASS PLAY OF 80-OR-MORE YARDS	92 yards, Drew Lock: (6:43) (Shotgun) 3-D.Lock pass deep middle to 10-J.Jeudy for 92 yards, TOUCHDOWN. @ Denver, 01/03/21
7 ints, Ken Stabler vs. Denver, 10/16/77	SEVEN+ INTERCEPTIONS THROWN	* Never Has Happened *
6 ints, Donald Hollas vs. Miami, 12/06/98	SIX INTERCEPTIONS THROWN	* Never Has Happened *
5 ints, Jim Plunkett vs. Kansas City, 10/05/80	FIVE INTERCEPTIONS THROWN	5 ints, Steve Pelluer @ Dallas, 11/09/86
4 ints, Matthew McGloin vs. Kansas City, 12/15/13	FOUR INTERCEPTIONS THROWN	4 ints, Drew Lock vs. Denver, 11/15/20
3 ints, Derek Carr vs. L.A. Rams, 09/10/18	THREE INTERCEPTIONS THROWN	3 ints, Teddy Bridgewater @ Denver, 10/17/21
2 ints, Derek Carr @ N.Y. Giants, 11/07/21	TWO INTERCEPTIONS THROWN	3 ints, Teddy Bridgewater @ Denver, 10/17/21

## RUSHING

227 yards, Napoleon Kaufman vs. Denver, 10/19/97	200 YARDS RUSHING	203 yards, Adrian Peterson vs. Minnesota, 11/15/15
150 yards, Rashad Jennings @ Houston, 11/17/13	150-199 YARDS RUSHING	150 yards, Jonathan Taylor vs. Indianapolis, 12/13/20
111 yards, Peyton Barber vs. Miami, 09/26/21	100 YARDS RUSHING	123 yards, Joe Mixon vs. Cincinnati, 11/21/21
111 yards, Peyton Barber vs. Miami, 09/26/21	100-149 YARDS RUSHING	123 yards, Joe Mixon vs. Cincinnati, 11/21/21
* Never Has Happened *	FOUR TOUCHDOWNS RUSHING	4 tds, Doug Martin: (45, 67, 70, 1) vs. Tampa Bay, 11/04/12
3 tds, Josh Jacobs: (1, 7, 6) @ Carolina, 09/13/20	THREE TOUCHDOWNS RUSHING	3 tds, C.J. Anderson: (11, 1, 25) @ Denver, 12/28/14
2 tds, Josh Jacobs: (2, 15) vs. Baltimore, 09/13/21	TWO TOUCHDOWNS RUSHING	2 tds, Joe Mixon: (11, 20) vs. Cincinnati, 11/21/21
Josh Jacobs: (11, 5)/Devontae Booker: (7, 23) vs. Denver, 11/15/20	TWO PLAYERS WITH TWO TD RUSHING	* Never Has Happened *
150 yards, Rashad Jennings @ Houston, 11/17/13	150 YARDS RUSHING	150 yards, Jonathan Taylor vs. Indianapolis, 12/13/20
31 att., Josh Jacobs @ Cleveland, 11/01/20	30+ RUSHING ATTEMPTS	30 att., Joe Mixon vs. Cincinnati, 11/21/21
69 yards, Kenyan Drake vs. Philadelphia, 10/24/21	50-74 YARD RUSHING	61 yards, Jalen Hurts vs. Philadelphia, 10/24/21
87 yards, Josh Jacobs @ Dallas, 11/25/21	75+ YARD RUSHING	123 yards, Joe Mixon vs. Cincinnati, 11/21/21
31 att., Josh Jacobs @ Cleveland, 11/01/20	30-39 RUSHING ATTEMPTS	30 att., Joe Mixon vs. Cincinnati, 11/21/21
41 att., L.A. Chargers 30, Las Vegas 27 vs. L.A. Chargers, 12/17/20	40-49 RUSHING ATTEMPTS (TEAM)	41 att., Cincinnati 30, Las Vegas 16 @ Cincinnati, 12/16/18
52 att., Las Vegas 28, L.A. Chargers 13 @ San Diego, 12/05/10	50+ RUSHING ATTEMPTS (TEAM)	54 att., N.Y. Jets 38, Las Vegas 0 vs. N.Y. Jets, 10/25/09
328 yards, Las Vegas 59, Denver 14 @ Denver, 10/24/10	300 YARDS RUSHING (TEAM)	316 yards, N.Y. Jets 38, Las Vegas 0 vs. N.Y. Jets, 10/25/09
203 yards, Las Vegas 37, Denver 12 vs. Denver, 11/15/20	200 YARDS RUSHING (TEAM)	212 yards, Indianapolis 44, Las Vegas 27 vs. Indianapolis, 12/13/20
203 yards, Las Vegas 37, Denver 12 vs. Denver, 11/15/20	200-299 YARDS RUSHING (TEAM)	212 yards, Indianapolis 44, Las Vegas 27 vs. Indianapolis, 12/13/20
203 yards, Las Vegas 37, Denver 12 vs. Denver, 11/15/20	200+ YARDS RUSHING (TEAM)	212 yards, Indianapolis 44, Las Vegas 27 vs. Indianapolis, 12/13/20
328 yards, Las Vegas 59, Denver 14 @ Denver, 10/24/10	300+ YARDS RUSHING (TEAM)	316 yards, N.Y. Jets 38, Las Vegas 0 vs. N.Y. Jets, 10/25/09

60 yards, Trevor Davis: (8:13) 11-T.Davis left end for 60 yards, TOUCHDOWN. @ Indianapolis, 09/29/19	RUN OF 50-74 YARDS	62 yards, Jonathan Taylor: (7:36) (Shotgun) 28-J.Taylor right tackle for 62 yards, TOUCHDOWN. vs. Indianapolis, 12/13/20
75 yards, Jalen Richard: (8:38) 30-J.Richard left guard for 75 yards, TOUCHDOWN. @ New Orleans, 09/11/16	RUN OF 75+ YARDS	80 yards, Adrian Peterson: (2:03) 28-A.Peterson right guard for 80 yards, TOUCHDOWN. vs. Minnesota, 11/15/15
75 yards, Jalen Richard: (8:38) 30-J.Richard left guard for 75 yards, TOUCHDOWN. @ New Orleans, 09/11/16	RUN OF 70+ YARDS	80 yards, Adrian Peterson: (2:03) 28-A.Peterson right guard for 80 yards, TOUCHDOWN. vs. Minnesota, 11/15/15
60 yards, Trevor Davis: (8:13) 11-T.Davis left end for 60 yards, TOUCHDOWN. @ Indianapolis, 09/29/19	RUN OF 60-69 YARDS	62 yards, Jonathan Taylor: (7:36) (Shotgun) 28-J.Taylor right tackle for 62 yards, TOUCHDOWN. vs. Indianapolis, 12/13/20
51 yards, Josh Jacobs: (11:58) 28-J.Jacobs right tackle to KC 30 for 51 yards (35-C.Ward). vs. Kansas City, 09/15/19	RUN OF 50-59 YARDS	53 yards, David Johnson: (7:03) 31-D.Johnson up the middle pushed ob at OAK 17 for 53 yards (42-K.Joseph). @ Arizona, 11/18/18

## RECEIVING

134 yards/102 yards, Hunter Renfrow/DeSean Jackson @ Dallas, 11/25/21	TWO 100-YARD RECEIVERS	106 yards/104 yards, Michael Gallup/Cedrick Wilson @ Dallas, 11/25/21
200 yards, Darren Waller @ N.Y. Jets, 12/06/20	200 YARDS RECEIVING	284 yards, Antonio Brown @ Pittsburgh, 11/08/15
134 yards/102 yards, Hunter Renfrow/DeSean Jackson @ Dallas, 11/25/21	100 YARDS RECEIVING	106 yards/104 yards, Michael Gallup/Cedrick Wilson @ Dallas, 11/25/21
4 tds, Art Powell vs. Houston, 12/22/63	FOUR TOUCHDOWN RECEPTIONS	4 tds, Jamaal Charles: (49, 39, 16, 71) vs. Kansas City, 12/15/13
* Never Has Happened *	FIVE TOUCHDOWN RECEPTIONS	5 tds, Kellen Winslow vs. San Diego, 11/22/81
3 tds, Michael Crabtree: (2, 26, 1) vs. N.Y. Jets, 09/17/17	THREE TOUCHDOWN RECEPTIONS	4 tds, Jamaal Charles: (49, 39, 16, 71) vs. Kansas City, 12/15/13
2 tds, Darren Waller: (9, 38) @ N.Y. Jets, 12/06/20	TWO TOUCHDOWN RECEPTIONS	2 tds, Tyreek Hill: (8, 1) vs. Kansas City, 11/14/21
Rickey Dudley/Jeremy Bringham vs. Carolina, 12/24/00	TWO PLAYERS WITH TWO TD RECEPTIONS	Emmanuel Sanders: (32, 15)/Julius Thomas: (10, 32) vs. Denver, 11/09/14
155 yards, Nelson Agholor vs. Miami, 12/26/20	150 YARDS RECEIVING	153 yards, A.J. Brown vs. Tennessee, 12/08/19
10 , Darren Waller vs. Baltimore, 09/13/21	10 OR MORE RECEPTIONS	12 /10 , Jaylen Waddle/Mike Gesicki vs. Miami, 09/26/21
134 yards/102 yards, Hunter Renfrow/DeSean Jackson @ Dallas, 11/25/21	100-149 YARDS RECEIVING	106 yards/104 yards, Michael Gallup/Cedrick Wilson @ Dallas, 11/25/21
155 yards, Nelson Agholor vs. Miami, 12/26/20	150-199 YARDS RECEIVING	153 yards, A.J. Brown vs. Tennessee, 12/08/19
200 yards, Darren Waller @ N.Y. Jets, 12/06/20	200-299 YARDS RECEIVING	284 yards, Antonio Brown @ Pittsburgh, 11/08/15
85 yards, Nelson Agholor: (3:56) (Shotgun) 4-D.Carr pass deep right to 15-N.Agholor for 85 yards, TOUCHDOWN. vs. Miami, 12/26/20	70-YARD RECEPTION	92 yards, Jerry Jeudy: (6:43) (Shotgun) 3-D.Lock pass deep middle to 10-J.Jeudy for 92 yards, TOUCHDOWN. @ Denver, 01/03/21
61 yards, Henry Ruggs III: (9:44) (Shotgun) 4-D.Carr pass deep middle to 11-H.Ruggs for 61 yards, TOUCHDOWN. @ Pittsburgh, 09/19/21	60-YARD RECEPTION	67 yards, Tyreek Hill: (12:51) (Shotgun) 15-P.Mahomes pass deep left to 10-T.Hill for 67 yards, TOUCHDOWN. @ Kansas City, 12/30/18
56 yards, DeSean Jackson: (11:55) (Shotgun) 4-D.Carr pass deep left to 1-D.Jackson for 56 yards, TOUCHDOWN. @ Dallas, 11/25/21	50-YARD RECEPTION	51 yards, Cedrick Wilson: (3:22) (Shotgun) 4-D.Prescott pass deep left to 1-C.Wilson to LV 33 for 51 yards (24-J.Abram). @ Dallas, 11/25/21

## COMBINED YARDS

111 yards/386 yards, Peyton Barber/Derek Carr vs. Miami, 09/26/21	100-YARD RUSHER AND 300-YARD PASSER	103 yards/391 yards, Derrick Henry/Ryan Tannehill vs. Tennessee, 12/08/19
134/102 yards/373 yards, Hunter Renfrow/DeSean Jackson/Derek Carr @ Dallas, 11/25/21	100-YARD RECEIVER AND 300-YARD PASSER	106/104 yards/375 yards, Michael Gallup/Cedrick Wilson/Dak Prescott @ Dallas, 11/25/21
104 yards/100 yards, Josh Jacobs/Darren Waller @ Kansas City, 12/01/19	100-YARD RUSHER AND 100-YARD RECEIVER	103 yards/153 yards, Derrick Henry/A.J. Brown vs. Tennessee, 12/08/19
130 yards/437 yards/128 yards, Marshawn Lynch/Derek Carr Amari Cooper vs. Cleveland, 09/30/18	100-YARD RUSHER, 300-YARD PASSER, 100-YARD RECEIVER	103 yards/391 yards/153 yards, Derrick Henry/Ryan Tannehill A.J. Brown vs. Tennessee, 12/08/19
130 yards/128/110 yards, Marshawn Lynch/Amari Cooper/Jared Cook vs. Cleveland, 09/30/18	100-YARD RUSHER/TWO 100-YARD RECEIVERS	117 yards/118/101 yards, Rudi Johnson/T.J. Houshmandzadeh/Chad Johnson @ Cincinnati, 12/10/06
134/102 yards/373 yards, Hunter Renfrow/DeSean Jackson/Derek Carr @ Dallas, 11/25/21	TWO 100-YARD RECEIVERS/300-YARD PASSER	106/104 yards/375 yards, Michael Gallup/Cedrick Wilson/Dak Prescott @ Dallas, 11/25/21

## DEFENSE

56 yards, Erik Harris: (6:14) (Shotgun) 17-P.Rivers pass short middle intended for 86-H.Henry INTERCEPTED by 25-E.Harris [98-M.Crosby] at OAK 44. 25-E.Harris for 56 yards, TOUCHDOWN. vs. L.A. Chargers, 11/07/19	INTERCEPTED PASS RETURNED FOR A TOUCHDOWN	41 yards, Xavier McKinney: (13:38) (Shotgun) 4-D.Carr pass short left intended for 13-H.Renfrow INTERCEPTED by 29-X.McKinney at LV 41. 29-X.McKinney for 41 yards, TOUCHDOWN. @ N.Y. Giants, 11/07/21
18 yards, Keith McGill: (3:51) 18-P.Manning up the middle to DEN 23 for no gain (91-J.Tuck). FUMBLES (91-J.Tuck), RECOVERED by OAK-39-K.McGill at DEN 18. 39-K.McGill for 18 yards, TOUCHDOWN. The Replay Official challenged the backward pass ruling, and the play was Upheld. The ruling on the field stands. @ Denver, 12/28/14	FUMBLE RETURNED FOR A TOUCHDOWN	47 yards, Jayon Brown: (13:25) (No Huddle, Shotgun) 4-D.Carr pass short left to 83-D.Waller to OAK 48 for 3 yards (23-T.Smith). FUMBLES (23-T.Smith), RECOVERED by TEN-55-J.Brown at OAK 47. 55-J.Brown for 47 yards, TOUCHDOWN. vs. Tennessee, 12/08/19
Casey Hayward Jr.: (:36) (Shotgun) 14-J.Brissett pass short left to 17-J.Waddle tackled in End Zone for -1 yards, SAFETY (29-C.Hayward). vs. Miami, 09/26/21	SAFETY SCORED	D.J. Alexander: (9:05) 7-M.King punt is BLOCKED by 57-D.Alexander, Center-47-T.Gafford, ball out of bounds in End Zone, SAFETY. @ Kansas City, 01/03/16
Las Vegas 15, Kansas City 0 vs. Kansas City, 12/16/12	SHUTOUT	L.A. Rams 52, Las Vegas 0 @ St. Louis, 11/30/14

5.0 sk, Khalil Mack @ Denver, 12/13/15	FIVE+ SACK GAME	6.0 sk, Derrick Thomas @ Kansas City, 09/06/98
4.0 sk, Maxx Crosby vs. Cincinnati, 11/17/19	FOUR SACK GAME	4.0 sk, Brian Orakpo vs. Washington, 12/13/09
3.0 sk, Maxx Crosby @ Denver, 10/17/21	THREE SACK GAME	3.0 sk, Devin White vs. Tampa Bay, 10/25/20
2.0 sk, Yannick Ngakoue @ N.Y. Giants, 11/07/21	TWO SACK GAME	2.0 sk, Brandon Jones vs. Miami, 09/26/21
William Thomas/Eric Allen vs. N.Y. Jets, 12/10/00	TWO INTERCEPTIONS BY TEAMMATES	* Never Has Happened *
73 yards, Kamerion Wimbley vs. Chicago, 11/27/11	70+ YARD INTERCEPTION RETURN	85t yards, Elandon Roberts vs. Miami, 09/26/21
3 int, Rod Woodson vs. Tennessee, 09/29/02	THREE INTERCEPTION GAME	3 int, Walt Harris @ San Francisco, 10/08/06
2 ints, Jeff Heath vs. Denver, 11/15/20	TWO INTERCEPTIONS	2 ints, Xavier McKinney @ N.Y. Giants, 11/07/21
2 int, Jeff Heath vs. Denver, 11/15/20	TWO INTERCEPTION GAME	2 int, Xavier McKinney @ N.Y. Giants, 11/07/21
3 ints, Rod Woodson vs. Tennessee, 09/29/02	THREE INTERCEPTIONS	3 ints, Walt Harris @ San Francisco, 10/08/06
24 yards, Denver 16, Las Vegas 10 @ Denver, 10/01/17	LESS THAN 25 RUSHING YARDS	19 yards, Las Vegas 24, L.A. Chargers 17 @ L.A. Chargers, 12/22/19
48 yards, L.A. Chargers 28, Las Vegas 14 @ L.A. Chargers, 10/04/21	LESS THAN 50 RUSHING YARDS	39 yards, Las Vegas 26, Pittsburgh 17 @ Pittsburgh, 09/19/21
64 yards, Las Vegas 36, Dallas 33 @ Dallas, 11/25/21	LESS THAN 100 RUSHING YARDS	72 yards, Cincinnati 32, Las Vegas 13 vs. Cincinnati, 11/21/21
42 yards, Denver 23, Las Vegas 3 vs. Denver, 09/27/09	LESS THAN 50 NET PASSING YARDS	26 yards, Tennessee 13, Las Vegas 9 @ Tennessee, 10/28/07
96 yards, Washington 27, Las Vegas 10 @ Washington, 09/24/17	LESS THAN 100 NET PASSING YARDS	98 yards, N.Y. Giants 23, Las Vegas 16 @ N.Y. Giants, 11/07/21
129 yards, Cincinnati 32, Las Vegas 13 vs. Cincinnati, 11/21/21	LESS THAN 150 NET PASSING YARDS	100 yards, Las Vegas 16, Cleveland 6 @ Cleveland, 11/01/20
119 yards, Las Vegas 15, Kansas City 0 vs. Kansas City, 12/16/12	LESS THAN 150 YARDS NET OFFENSE	128 yards, Washington 27, Las Vegas 10 @ Washington, 09/24/17
119 yards, Las Vegas 15, Kansas City 0 vs. Kansas City, 12/16/12	LESS THAN 200 YARDS NET OFFENSE	185 yards, Seattle 27, Las Vegas 3 vs. Seattle, 10/14/18
288 yards, Cincinnati 32, Las Vegas 13 vs. Cincinnati, 11/21/21	LESS THAN 300 YARDS NET OFFENSE	278 yards, Cincinnati 32, Las Vegas 13 vs. Cincinnati, 11/21/21
4 to, Las Vegas 32, Denver 31 @ Denver, 01/03/21	FORCED FOUR TURNOVERS	4 to, Las Vegas 34, Denver 24 @ Denver, 10/17/21
5 to, Atlanta 43, Las Vegas 6 @ Atlanta, 11/29/20	FORCED FIVE+ TURNOVERS	5 to, Las Vegas 37, Denver 12 vs. Denver, 11/15/20
2 to, Cincinnati 32, Las Vegas 13 vs. Cincinnati, 11/21/21	AT LEAST ONE TURNOVER	1 to, Cincinnati 32, Las Vegas 13 vs. Cincinnati, 11/21/21
4 to, Las Vegas 34, Denver 24 @ Denver, 10/17/21	FORCED THREE+ TURNOVERS	3 to, N.Y. Giants 23, Las Vegas 16 @ N.Y. Giants, 11/07/21
SPECIAL TEAMS		
101 yards, Jacoby Ford: 4-P.Dawson kicks 66 yards from CLV 35 to OAK -1. 12-J.Ford for 101 yards, TOUCHDOWN. The Replay Assistant challenged the runner was in bounds ruling, and the play was Upheld. vs. Cleveland, 10/16/11	KICKOFF RETURNED FOR A TOUCHDOWN	100 yards, Tony Pollard: 2-D.Carson kicks 65 yards from LV 35 to DAL 0. 20-T.Pollard for 100 yards, TOUCHDOWN. @ Dallas, 11/25/21
99 yards, Dwayne Harris: (10:35) 3-C.Wadman punts 65 yards to OAK 1, Center-42-C.Kreiter. 17-D.Harris for 99 yards, TOUCHDOWN. The Replay Official reviewed the kick touched ruling, and the play was Upheld. The ruling on the field stands. vs. Denver, 12/24/18	PUNT RETURNED FOR A TOUCHDOWN	70 yards, Cyrus Jones: (13:01) (Punt formation) 5-J.Townsend punts 52 yards to BLT 30, Center-47-T.Sieg. 27-C.Jones for 70 yards, TOUCHDOWN. @ Baltimore, 11/25/18
* Never Has Happened *	BLOCKED FIELD GOAL RETURNED FOR A TOUCHDOWN	72 yards, Ray Mickens (Cole Ford, kicker) @ N.Y. Jets, 09/21/97
Denico Autry: (14:03) 9-J.Ryan punt is BLOCKED by 96-D.Autry, Center-49-C.Gresham, RECOVERED by OAK-12-B.Butler at SEA 0. TOUCHDOWN. @ Seattle, 11/02/14	BLOCKED PUNT RETURNED FOR A TOUCHDOWN	Antonio Allen: (4:00) 7-M.King punt is BLOCKED by 39-A.Allen, Center-59-J.Condo, RECOVERED by NYJ-39-A.Allen at OAK 0. TOUCHDOWN. @ N.Y. Jets, 12/08/13
56 yards, Daniel Carlson: (1:57) 2-D.Carson 56 yard field goal is GOOD, Center-47-T.Sieg, Holder-6-A.Cole. @ Dallas, 11/25/21	MADE FIELD GOAL OF 50 YARDS OR LONGER	54 yards, Evan McPherson: (7:41) 2-E.McPherson 54 yard field goal is GOOD, Center-46-C.Harris, Holder-10-K.Huber. vs. Cincinnati, 11/21/21
53 yards, Giorgio Tavecchio: (4:56) 2-G.Tavecchio 53 yard field goal is BLOCKED (21-E.Murray), Center-59-J.Condo, Holder-7-M.King. VS. Kansas City, 10/19/17	BLOCKED FIELD GOAL	63 yards, Brandon McManus: (:09) 8-B.McManus 63 yard field goal is BLOCKED (98-M.Crosby), Center-46-J.Bobenmoyer, Holder-6-S.Martin, RECOVERED by LV-99-A.Key at LV 43. @ Denver, 01/03/21
Marquette King: (9:05) 7-M.King punt is BLOCKED by 57-D.Alexander, Center-47-T.Gafford, ball out of bounds in End Zone, SAFETY. @ Kansas City, 01/03/16	BLOCKED PUNT	Jon Ryan: (14:03) 9-J.Ryan punt is BLOCKED by 96-D.Autry, Center-49-C.Gresham, RECOVERED by OAK-12-B.Butler at SEA 0. TOUCHDOWN. @ Seattle, 11/02/14
Las Vegas 30, Seattle 21 vs. Seattle, 12/05/99	NO PUNTS	Denver 37, Las Vegas 6 @ Denver, 09/30/12
Daniel Carlson: 2-D.Carson extra point is No Good, Hit Left Upright, Center-47-T.Sieg, Holder-6-A.Cole. vs. Philadelphia, 10/24/21	MISSED POINT AFTER TOUCHDOWN ATTEMPT	Greg Zuerlein: 2-G.Zuerlein extra point is No Good, Wide Left, Center-44-J.McQuaide, Holder-5-B.Anger. @ Dallas, 11/25/21
Harrison Butker [Arden Key blocked]: 7-H.Butker extra point is Blocked (99-A.Key), Center-41-J.Winchester, Holder-2-D.Colquitt. VS. Kansas City, 12/02/18	POINT AFTER TOUCHDOWN ATTEMPT BLOCKED	Daniel Carlson [Tanoh Kpassagnon blocked]: 8-D.Carson extra point is Blocked (92-T.Kpassagnon), Center-47-T.Sieg, Holder-6-A.Cole. DEFENSIVE TWO-POINT ATTEMPT. 35-C.Ward recovered the blocked kick. ATTEMPT SUCCEEDS. @ Kansas City, 12/01/19

Erik Harris: 2-G.Tavecchio kicks onside 22 yards from OAK 35 to KC 43, impetus ends at OAK 49, out of bounds. Oakland challenged the runner was out of bounds ruling, and the play was REVERSED. 2-G.Tavecchio kicks onside 22 yards from OAK 35 to KC 43, impetus ends at OAK 49. RECOVERED by OAK-41-E.Harris. @ Kansas City, 12/10/17

5 fg, Daniel Carlson: (22, 46, 30, 56, 29) @ Dallas, 11/25/21

6 fg, Sebastian Janikowski: (40, 47, 42, 19, 37, 44) vs. Chicago, 11/27/11

56 yards, Daniel Carlson: (4:31) 2-D.Carlson 29 yard field goal is GOOD, Center-47-T.Sieg, Holder-6-A.Cole. @ Dallas, 11/25/21

5 fg, Daniel Carlson: (22, 46, 30, 56, 29) @ Dallas, 11/25/21

63 yards, Sebastian Janikowski: (:05) 11-S.Janikowski 63 yard field goal is GOOD, Center-59-J.Condo, Holder-9-S.Lechler. @ Denver, 09/12/11

5 fg, Daniel Carlson: (22, 46, 30, 56, 29) @ Dallas, 11/25/21

53 yards, Johnnie Lee Higgins vs. St. Louis, 09/19/10

80t yards, Johnnie Lee Higgins vs. Houston, 12/21/08

68 yds, AJ Cole @ Dallas, 11/25/21

99t yards, Dwayne Harris vs. Denver, 12/24/18

71 yds, AJ Cole @ Denver, 10/17/21

80 yds, Shane Lechler vs. Chicago, 11/27/11

21 yards, Hunter Renfrow @ Dallas, 11/25/21

52 yards, Trevor Davis vs. Chicago, 10/06/19

10 punts, Marquette King @ Denver, 12/13/15

72 yards, Dwayne Harris vs. Denver, 09/09/19

91 yards, Bryan McCann @ Kansas City, 12/24/11

#### SUCCESSFUL ONSIDE KICK

#### FIVE FIELD GOALS

#### SIX FIELD GOALS

#### 50-59 YARD FIELD GOAL

#### FOUR FIELD GOALS

#### 60+ YARD FIELD GOAL

#### THREE FIELD GOALS

#### 50-69 YARD PUNT RETURN

#### 70-89 YARD PUNT RETURN

#### 60-69 YARD PUNT

#### 90+ YARD PUNT RETURN

#### 70+ YARD PUNT

#### 80+ YARD PUNT

#### 20 YARD PUNT RETURN

#### 50-69 YARD KICKOFF RETURN

#### PUNTED 10+ TIMES

#### 70-89 YARD KICKOFF RETURN

#### 90+ YARD KICKOFF RETURN

#### TEAM/MISCELLANEOUS

509 yards, Las Vegas 509, Dallas 437 @ Dallas, 11/25/21

626 yards, Las Vegas 626, Tampa Bay 270 @ Tampa Bay, 10/30/16

403 yards, Las Vegas 403, N.Y. Giants 247 @ N.Y. Giants, 11/07/21

ST: (3:43) (Shotgun) M.Bush up the middle for 3 yards, TOUCHDOWN.ST: (1:21) J.Campbell pass short right to Z.Miller for 1 yard, TOUCHDOWN. San Diego challenged the pass completion ruling, and the play was Upheld. (Timeout #1 at 01:13.)DEF: (1:10) (Shotgun) P.Rivers sacked at OAK 36 for -3 yards (M.Huff). FUMBLES (M.Huff), RECOVERED by OAK-T.Branch at OAK 36. T.Branch for 64 yards, TOUCHDOWN. The Replay Assistant challenged the fumble ruling, and the play was Upheld.OFF: (10:37) M.Scifres punt is BLOCKED by B.Myers, Center-E.Albright, RECOVERED by OAK-H.Eugene at SD 5. H.Eugene for 5 yards, TOUCHDOWN. vs. San Diego, 10/10/10

Derek Carr: (Pass formation) TWO-POINT CONVERSION ATTEMPT. 4-D.Carr pass to 83-D.Waller is complete. ATTEMPT SUCCEEDS. @ Denver, 01/03/21

Derek Carr: TWO-POINT CONVERSION ATTEMPT. 4-D.Carr is sacked. ATTEMPT FAILS. vs. Chicago, 10/10/21

Las Vegas 59, Denver 14 @ Denver, 10/24/10

Las Vegas 40, Kansas City 32 @ Kansas City, 10/11/20

Las Vegas 36, Dallas 33 @ Dallas, 11/25/21

Las Vegas 36, Dallas 33 @ Dallas, 11/25/21

L.A. Chargers 30, Las Vegas 27 vs. L.A. Chargers, 12/17/20

Oakland 23, Denver 23 @ Denver, 10/22/73

Las Vegas 24, Denver 0 @ Denver, 10/24/10

Las Vegas 21, Kansas City 17 @ Kansas City, 10/11/20

Las Vegas 21, Denver 7 @ Denver, 10/24/10

Las Vegas 21, Cleveland 14 vs. Cleveland, 09/30/18

Las Vegas 15, Kansas City 0 vs. Kansas City, 12/16/12

\* Never Has Happened \*

Las Vegas 31, Miami 28 vs. Miami, 09/26/21

#### 500 TOTAL YARDS OF OFFENSE

#### 600 TOTAL YARDS OF OFFENSE

#### 400 TOTAL YARDS OF OFFENSE

#### TOUCHDOWN ON OFFENSE, DEFENSE AND SPECIAL TEAMS

#### MADE TWO-POINT CONVERSION

#### FAILED TWO-POINT CONVERSION

#### 50 POINTS

#### 40 POINTS

#### OVERTIME WIN

#### OVERTIME GAME

#### OVERTIME LOSS

#### OVERTIME TIE

#### 20 FIRST-QUARTER POINTS

#### 20 SECOND-QUARTER POINTS

#### 20 THIRD-QUARTER POINTS

#### 20 FOURTH-QUARTER POINTS

#### SHUTOUT AT HOME

#### SHUTOUT ON THE ROAD

#### OVERTIME WIN AT HOME

Eric Saubert: 8-B.McManus kicks onside 9 yards from DEN 35 to DEN 44. RECOVERED by DEN-82-E.Saubert. @ Denver, 10/17/21

5 fg, Younghoe Koo: (38, 39, 30, 29, 54) @ Atlanta, 11/29/20

6 fg, Greg Davis vs. San Diego, 10/05/97

54 yards, Evan McPherson: (7:41) 2-E.McPherson 54 yard field goal is GOOD, Center-46-C.Harris, Holder-10-K.Huber. vs. Cincinnati, 11/21/21

4 fg, Evan McPherson: (54, 53, 51, 47) vs. Cincinnati, 11/21/21

62 yards, Stephen Gostkowski: (:05) 3-S.Gostkowski 62 yard field goal is GOOD, Center-49-J.Cardona, Holder-6-R.Allen. vs. New England, 11/19/17

4 fg, Evan McPherson: (54, 53, 51, 47) vs. Cincinnati, 11/21/21

50 yards, Tyreek Hill vs. Kansas City, 10/16/16

71 yards, Tarik Cohen vs. Chicago, 10/06/19

60 yds, Bryan Anger @ Dallas, 11/25/21

90t yards, Eric Decker @ Denver, 09/12/11

71 yds, Dustin Colquitt vs. Kansas City, 12/16/12

\* Never Has Happened \*

37 yards, Mike Hughes vs. Kansas City, 11/14/21

60 yards, Devin Hester @ Baltimore, 10/02/16

10 punts, Darren Bennett @ San Diego, 12/28/03

77 yards, Alex Erickson @ Cincinnati, 12/16/18

100t yards, Tony Pollard @ Dallas, 11/25/21

516 yards, Kansas City 516, Las Vegas 299 vs. Kansas City, 11/14/21

\* Never Has Happened \*

ST: (8:16) L.Jackson left end for 5 yards, TOUCHDOWN.ST: (11:20) (Shotgun) L.Jackson pass short right to M.Crabtree for 8 yards, TOUCHDOWN.DEF: (6:11) (No Huddle, Shotgun) D.Carr sacked at OAK 33 for -5 yards (M.Judon). FUMBLES (M.Judon) [M.Judon], RECOVERED by BLT-T.Suggs at OAK 43. T.Suggs for 43 yards, TOUCHDOWN. Suggs' 3rd career touchdown.OFF: (13:01) (Punt formation) J.Townsend punts 52 yards to BLT 30, Center-T.Sieg. C.Jones for 70 yards, TOUCHDOWN. @ Baltimore, 11/25/18

Dak Prescott: TWO-POINT CONVERSION ATTEMPT. 4-D.Prescott pass to 86-D.Schultz is complete. ATTEMPT SUCCEEDS. @ Dallas, 11/25/21

Cedrick Wilson: TWO-POINT CONVERSION ATTEMPT. 1-C.Wilson rushes right end. ATTEMPT FAILS. @ Dallas, 11/25/21

L.A. Rams 52, Las Vegas 0 @ St. Louis, 11/30/14

Kansas City 41, Las Vegas 14 vs. Kansas City, 11/14/21

L.A. Chargers 30, Las Vegas 27 vs. L.A. Chargers, 12/17/20

Las Vegas 36, Dallas 33 @ Dallas, 11/25/21

Oakland 23, Denver 23 @ Denver, 10/22/73

L.A. Rams 21, Las Vegas 0 @ St. Louis, 11/30/14

Kansas City 28, Las Vegas 0 vs. Kansas City, 09/15/19

N.Y. Jets 21, Las Vegas 0 @ N.Y. Jets, 11/24/19

Tampa Bay 21, Las Vegas 3 vs. Tampa Bay, 10/25/20

Kansas City 28, Las Vegas 0 vs. Kansas City, 10/23/11

L.A. Rams 52, Las Vegas 0 @ St. Louis, 11/30/14

L.A. Chargers 30, Las Vegas 27 vs. L.A. Chargers, 12/17/20

Las Vegas 36, Dallas 33 @ Dallas, 11/25/21	OVERTIME WIN ON THE ROAD	Denver 23, Las Vegas 20 @ Denver, 09/16/07
14 pen, Las Vegas 36, Dallas 33 @ Dallas, 11/25/21	10 PENALTIES	14 pen, Las Vegas 36, Dallas 33 @ Dallas, 11/25/21
3 td, Las Vegas 36, Dallas 33 (11:55) (Shotgun) D.Carr pass deep left to D.Jackson for 56 yards, TOUCHDOWN. (1:36) J.Jacobs left tackle for 1 yard, TOUCHDOWN. (7:17) (Shotgun) Direct snap to M.Mariota. M.Mariota right end for 3 yards, TOUCHDOWN. @ Dallas, 11/25/21	THREE TOTAL TOUCHDOWNS	3 td, Cincinnati 32, Las Vegas 13 (4:24) J.Mixon right tackle for 11 yards, TOUCHDOWN. (5:08) (Shotgun) J.Burrow pass short left to J.Chase for 6 yards, TOUCHDOWN. (3:58) I.Prince reported in as eligible. J.Mixon right guard for 20 yards, TOUCHDOWN. vs. Cincinnati, 11/21/21
0 to, Las Vegas 36, Dallas 33 @ Dallas, 11/25/21	NO TURNOVERS	0 to, Las Vegas 36, Dallas 33 @ Dallas, 11/25/21
0 pen, L.A. Chargers 34, Las Vegas 10 @ San Diego, 12/04/05	NO PENALTIES	0 pen, Kansas City 40, Las Vegas 9 @ Kansas City, 12/01/19
4 td, Las Vegas 33, Philadelphia 22 (11:20) D.Carr pass deep right to F.Moreau for 18 yards, TOUCHDOWN. (1:45) (Shotgun) J.Jacobs left end for 8 yards, TOUCHDOWN. (11:52) K.Drake right guard for 4 yards, TOUCHDOWN. LV-B.Parker was injured during the play. His return is Questionable. (6:18) D.Carr pass short left to B.Edwards for 1 yard, TOUCHDOWN. vs. Philadelphia, 10/24/21	FOUR TOTAL TOUCHDOWNS	4 td, Las Vegas 36, Dallas 33 (7:44) D.Prescott pass short left to S.McKeon for 10 yards, TOUCHDOWN. (:29) E.Elliott left guard for 1 yard, TOUCHDOWN. D.Carson kicks 65 yards from LV 35 to DAL 0. T.Pollard for 100 yards, TOUCHDOWN. (2:59) (No Huddle, Shotgun) D.Prescott pass deep middle to D.Schultz for 32 yards, TOUCHDOWN. @ Dallas, 11/25/21
Atlanta 43, Las Vegas 6 @ Atlanta, 11/29/20	GAME WITHOUT TOUCHDOWNS	Las Vegas 16, Cleveland 6 @ Cleveland, 11/01/20
41:28 TOP, Las Vegas 30, Denver 20 vs. Denver, 11/06/16 vs. Denver, 11/15/20	OVER 40:00 TIME OF POSSESSION (NON-OT)	41:38 TOP, Miami 33, Las Vegas 17 vs. Miami, 11/28/10 vs. Kansas City, 11/14/21
(7, 10, 7, 7 Points), Las Vegas 31, N.Y. Jets 28 @ N.Y. Jets, 12/06/20	NO SACKS/NO INTERCEPTIONS ALLOWED	(6, 7, 6, 14 Points), Las Vegas 36, Dallas 33 @ Dallas, 11/25/21
30 (first half), Las Vegas 37, L.A. Chargers 29 @ San Diego, 10/25/15	SCORE TOUCHDOWN IN EACH QUARTER	38 (first half), L.A. Rams 52, Las Vegas 0 @ St. Louis, 11/30/14
21 (Q2), Las Vegas 40, Kansas City 32 @ Kansas City, 10/11/20	30 ONE-HALF POINTS	21 (Q4), Tampa Bay 45, Las Vegas 20 vs. Tampa Bay, 10/25/20
L.A. Chargers 28, Las Vegas 14 @ L.A. Chargers, 10/04/21	SCORED 20+ POINTS IN ONE QUARTER	Las Vegas 24, Chicago 21 vs. Chicago, 10/06/19
Las Vegas 37, Denver 12 vs. Denver, 11/15/20	ZERO POINTS SCORED IN FIRST HALF	Kansas City 41, Las Vegas 14 vs. Kansas City, 11/14/21
3 tds, Josh Jacobs: (1-Rushing, 7-Rushing, 6-Rushing) @ Carolina, 09/13/20	WON GAME BY 20+ POINTS	3 tds, Rex Burkhead: (11-Pass Reception, 5-Rushing, 2-Rushing) @ New England, 09/27/20
4 tds, Darren McFadden: (4-Rushing, 19-Pass Reception, 4-Rushing, 57-Rushing) @ Denver, 10/24/10	THREE TOUCHDOWNS BY A PLAYER	4 tds, Doug Martin: (45-Rushing, 67-Rushing, 70-Rushing, 1-Rushing) vs. Tampa Bay, 11/04/12
* Never Has Happened *	FOUR TOUCHDOWNS BY A PLAYER	5 tds, Jamaal Charles: (49-Pass Reception, 39-Pass Reception, 1-Rushing, 16-Pass Reception, 71-Pass Reception) vs. Kansas City, 12/15/13
	FIVE TOUCHDOWNS BY A PLAYER	





UPDATED BIOS





# JOHNATHAN ABRAM

# 24

**POSITION:** S

**HT/WT:** 6-0/205

**ACQUIRED:** D1C-'19

**BORN:** 10/25/96

**RAIDERS SEASON:** 3

**NFL SEASON:** 3

**COLLEGE:** Mississippi State

**HOMETOWN:** Columbia, Miss.

**2021: (9/13) vs. Bal.:** Started in the contest and finished third on the team with nine tackles (five solo) and added one pass defended...**(9/19) at Pit.:** Started and finished second on the team with seven tackles (five)...Added one stop on special teams...**(9/26) vs. Mia.:** Started and recorded seven tackles (three) on defense...**(10/4) at LAC:** Started and saw extensive action on both defense and special teams...Finished third on the team with eight tackles...**(10/10) vs. Chi.:** Finished with six tackles (one)...**(10/17) at Den.:** Started and tied a season-high nine tackles (seven)...Recorded his first INT of the season and one pass defended...**(10/24) vs. Phi.:** Finished tied for third on the team with six tackles, adding one pass defended and one fumble recovery...**(11/7) at NYG:** Started and finished second on the team with eight tackles (six)...**(11/14) vs. KC:** Started and finished second on the team with 10 tackles (four)...**(11/21) vs. Cin.:** Started and tied the team lead with 12 tackles...**(11/25) at Dal.:** Started and led the team with 10 tackles (seven).


## JOHNATHAN ABRAM'S NFL REGULAR SEASON DEFENSIVE STATISTICS

				TACKLES								INTERCEPTIONS						O. FUMB					ST					MISC	
DATE	TEAM	GP	GS	TK	S	A	TFL	YDS	SK	YDS	QBH	NO	YDS	LG	TD	PD	FF	FR	TD	YDS	TK	S	A	FF	FR	S	A		
2019	Raiders	1	1	5	1	4	0	0	0.0	0.0	0	0	0	0	0	1	0	0	0	0	0	0	0	0	0	0	0		
2020	Raiders	13	13	79	57	22	3	5	0.0	0.0	4	2	29	24	0	6	0	0	0	0	7	3	4	0	1	0	0		
2021	Raiders	11	11	92	52	40	2	5	0.0	0.0	3	1	6	6	0	3	0	1	0	0	2	1	1	0	0	0	0		
NFL TOTALS		25	25	176	110	66	5	10	0.0	0.0	7	3	35	24	0	10	0	1	0	0	9	4	5	0	1	0	0		

## JOHNATHAN ABRAM'S 2021 GXG REGULAR-SEASON STATISTICS (RAIDERS)

			TACKLES								INTERCEPTIONS					O. FUMB				ST					MISC		W/L	SCORE	
DATE	OPPONENT	P/S	TK	S	A	SK	YDS	TFL	YDS	QBH	NO	YDS	LG	TD	PD	FF	FR	TD	YDS	TK	S	A	FF	FR	S	A			
09/13	Ravens	S	9	5	4	0.0	0.0	0	0	0	0	0	0	0	1	0	0	0	0	1	0	1	0	0	0	0	W	33-27+	
09/19	at Steelers	S	7	5	2	0.0	0.0	1	3	0	0	0	0	0	0	0	0	0	0	1	1	0	0	0	0	0	W	26-17	
09/26	Dolphins	S	7	3	4	0.0	0.0	0	0	0	0	0	0	0	0	0	0	0	0	0	0	0	0	0	0	0	W	31-28+	
10/04	at Chargers	S	8	4	4	0.0	0.0	1	2	0	0	0	0	0	0	0	0	0	0	0	0	0	0	0	0	0	L	14-28	
10/10	Bears	S	6	1	5	0.0	0.0	0	0	3	0	0	0	0	0	0	0	0	0	0	0	0	0	0	0	0	L	9-20	
10/17	at Broncos	S	9	7	2	0.0	0.0	0	0	0	1	6	6	0	1	0	0	0	0	0	0	0	0	0	0	0	W	34-24	
10/24	Eagles	S	6	4	2	0.0	0.0	0	0	0	0	0	0	0	1	0	1	0	0	0	0	0	0	0	0	0	W	33-22	
11/07	at Giants	S	8	6	2	0.0	0.0	0	0	0	0	0	0	0	0	0	0	0	0	0	0	0	0	0	0	0	L	16-23	
11/14	Chiefs	S	10	4	6	0.0	0.0	0	0	0	0	0	0	0	0	0	0	0	0	0	0	0	0	0	0	0	L	14-41	
11/21	Bengals	S	12	6	6	0.0	0.0	0	0	0	0	0	0	0	0	0	0	0	0	0	0	0	0	0	0	0	L	13-32	
11/25	at Cowboys	S	10	7	3	0.0	0.0	0	0	0	0	0	0	0	0	0	0	0	0	0	0	0	0	0	0	0	W	36-33+	
2021 TOTALS		11-11	92	52	40	0.0	0.0	2	5	3	1	6	6	0	3	0	1	0	0	2	1	1	0	0	0	0	6-5		

+ - Overtime



# PEYTON BARBER

# 31

**POSITION: RB**
**HT/WT: 5-11/225**
**ACQUIRED: FA-'21**
**BORN: 06/27/94**
**RAIDERS SEASON: 1**
**NFL SEASON: 6**
**COLLEGE: Auburn**
**HOMETOWN: Alpharetta, Ga.**

**2021: (9/13) vs. Bal.:** Did not play...**(9/19) at Pit.:** Made his Raiders debut, leading the team with 13 carries for 32 yards...**(9/26) vs. Mia.:** Finished with a career-high 111 rushing yards with one TD on 23 carries, while adding three receptions for 31 yards in just his second contest with the Silver and Black...**(10/4) at LAC:** Saw limited action on offense and special teams...**(10/10) vs. Chi.:** Inactive...**(10/17) at Den.:** Inactive...**(10/24) vs. Phi.:** Inactive...**(11/7) at NYG:** Inactive...**(11/14) vs. KC:** Inactive...**(11/21) vs. Cin.:** Recorded one carry for three yards...**(11/25) at Dal.:** Inactive.

## PEYTON BARBER'S NFL REGULAR SEASON RUSHING/RECEIVING STATISTICS

RUSHING								RECEIVING					
DATE	TEAM	GP	GS	NO.	YDS.	AVG.	LG	TD	NO.	YDS.	AVG.	LG	TD
2016	Buccaneers	15	1	55	223	4.1	44t	1	5	28	5.6	11	0
2017	Buccaneers	16	4	108	423	3.9	34	3	16	114	7.1	34	0
2018	Buccaneers	16	16	234	871	3.7	28	5	20	92	4.6	10	1
2019	Buccaneers	16	7	154	470	3.1	17	6	16	115	7.2	16	1
2020	Washington	16	2	94	258	2.7	15	4	4	12	3.0	7	0
2021	Washington	0	0	0	0	0.0	0	0	0	0	0.0	0	0
Went from Washington to Las Vegas.													
2021	Raiders	4	1	38	146	3.8	27	1	3	31	10.3	23	0
2021	TOTAL	4	1	38	146	3.8	27	1	3	31	10.3	23	0
<b>NFL TOTALS</b>		<b>83</b>	<b>31</b>	<b>683</b>	<b>2,391</b>	<b>3.5</b>	<b>44T</b>	<b>20</b>	<b>64</b>	<b>392</b>	<b>6.1</b>	<b>34</b>	<b>2</b>

## PEYTON BARBER'S NFL REGULAR SEASON RETURN STATISTICS

KICKOFF RETURNS							PUNT RETURNS					
DATE	TEAM	RET.	YDS.	AVG.	LG	TD	NO.	FC	YDS.	AVG.	LG	TD
2016	Buccaneers	0	0	0.0	0	0	0	0	0	0.0	0	0
2017	Buccaneers	0	0	0.0	0	0	0	0	0	0.0	0	0
2018	Buccaneers	0	0	0.0	0	0	0	0	0	0.0	0	0
2019	Buccaneers	0	0	0.0	0	0	0	0	0	0.0	0	0
2020	Washington	0	0	0.0	0	0	0	0	0	0.0	0	0
2021	Washington	0	0	0.0	0	0	0	0	0	0.0	0	0
Went from Washington to Las Vegas.												
2021	Raiders	1	25	25.0	25	0	0	0	0	0.0	0	0
2021	TOTAL	1	25	25.0	25	0	0	0	0	0.0	0	0
<b>NFL TOTALS</b>		<b>1</b>	<b>25</b>	<b>25.0</b>	<b>25</b>	<b>0</b>	<b>0</b>	<b>0</b>	<b>0</b>	<b>0.0</b>	<b>0</b>	<b>0</b>

## 100-YARD RUSHING GAMES (3): REGULAR SEASON

DATE	TEAM	ATT.	YDS.	AVG.	LG	TD
12/03/17	at Packers	23	102	4.4	19	0
11/18/18	at Giants	18	106	5.9	28	1
09/26/21	DOLPHINS	23	111	4.8	27	1

## PEYTON BARBER'S 2021 GXG REGULAR-SEASON STATISTICS (WASHINGTON/RAIDERS)

DATE	OPPONENT	P/S	RUSHING					RECEIVING					W/L	SCORE
			NO.	YDS.	AVG.	LG	TD	NO.	YDS.	AVG.	LG	TD		
09/12	Chargers							DID NOT PLAY					L	16-20
								Went from <b>Washington</b> to <b>Raiders.</b>						
09/19	at Steelers	P	13	32	2.5	13	0	0	0	0.0	0	0	W	26-17
09/26	Dolphins	P	23	111	4.8	27	1	3	31	10.3	23	0	W	31-28+
10/04	at Chargers	P	1	0	0.0	0	0	0	0	0.0	0	0	L	14-28
10/10	Bears							ON INACTIVE LIST					L	9-20
10/17	at Broncos							ON INACTIVE LIST					W	34-24
10/24	Eagles							ON INACTIVE LIST					W	33-22
11/07	at Giants							ON INACTIVE LIST					L	16-23
11/14	Chiefs							ON INACTIVE LIST					L	14-41
11/21	Bengals	S	1	3	3.0	3	0	0	0	0.0	0	0	L	13-32
11/25	at Cowboys							INACTIVE					W	36-33+
<b>2021 TOTALS</b>		<b>4-1</b>	<b>38</b>	<b>146</b>	<b>3.8</b>	<b>27</b>	<b>1</b>	<b>3</b>	<b>31</b>	<b>10.3</b>	<b>23</b>	<b>0</b>	<b>5-6</b>	
+ - Overtime														



# JACKSON BARTON

# 78

**POSITION: T**
**HT/WT: 6-7/302**
**ACQUIRED: FA-'21**
**BORN: 08/08/95**
**RAIDERS SEASON: 1**
**NFL SEASON: 3**
**COLLEGE: Utah**
**HOMETOWN: Salt Lake City, Utah**

**2021: (9/26) vs. Mia.:** Inactive...(10/4) **at LAC:** Inactive...(10/10) **vs. Chi.:** Inactive...(10/17) **at Den.:** Inactive...(10/24) **vs. Phi.:** Inactive...(11/7) **at NYG:** Inactive...(11/14) **vs. KC:** Inactive...(11/21) **vs. Cin.:** Inactive...(11/25) **at Dal.:** Inactive.

## JACKSON BARTON'S NFL REGULAR SEASON STATISTICS

DATE	TEAM	GP	GS
2019	Colts	0	0
2019	Chiefs	0	0
2019	TOTAL	0	0
2021	Giants	0	0
2021	Raiders	0	0
2021	TOTAL	0	0
<b>NFL TOTALS</b>		<b>0</b>	<b>0</b>

Went from **Indianapolis** to **Kansas City**.

Went from **N.Y. Giants** to **Las Vegas**.

## JACKSON BARTON'S 2021 GXG REGULAR-SEASON STATISTICS (GIANTS/RAIDERS)

DATE	OPPONENT	P/S		W/L	SCORE
09/12	Broncos		DID NOT PLAY	L	13-27
09/16	at Washington		DID NOT PLAY	L	29-30
09/26	Falcons		PRACTICE SQUAD	L	14-17
			Went from <b>Giants</b> to <b>Raiders</b> .		
10/04	at Chargers		ON INACTIVE LIST	L	14-28
10/10	Bears		ON INACTIVE LIST	L	9-20
10/17	at Broncos		ON INACTIVE LIST	W	34-24
10/24	Eagles		ON INACTIVE LIST	W	33-22
			Went from <b>Raiders</b> to <b>Giants</b> .		
11/01	at Chiefs		PRACTICE SQUAD	L	17-20
			Went from <b>Giants</b> to <b>Raiders</b> .		
11/07	at Giants		ON INACTIVE LIST	L	16-23
11/14	Chiefs		ON INACTIVE LIST	L	14-41
11/21	Bengals		ON INACTIVE LIST	L	13-32
11/25	at Cowboys		INACTIVE	W	36-33+
<b>2021 TOTALS</b>		<b>0-0</b>		<b>3-9</b>	

+ - Overtime



# DANIEL CARLSON

# 2

**POSITION: K**
**HT/WT: 6-5/215**
**ACQUIRED: FA-'18**
**BORN: 01/23/95**
**RAIDERS SEASON: 4**
**NFL SEASON: 4**
**COLLEGE: Auburn**
**HOMETOWN: Colorado Springs, Colo.**

**2021: (9/13) vs. Bal.:** Converted on FGs of 34 and 55 yards...His 55-yard FG came as time expired in the fourth quarter to send the game into overtime...Connected on three PATs...**(9/19) at Pit.:** Converted on FGs of 46, 33, 41 and 45 yards in the win...His 45-yard FG with 20 seconds left in the game sealed the win for the Silver and Black...Connected on two PATs...**(9/26) vs. Mia.:** Converted on FGs of 50, 38 and 22 yards...His game-winning, 22-yard FG came as time expired in overtime for the Raiders third straight win...**(10/4) at LAC:** Connected on two PATs...**(10/10) vs. Chi.:** Converted on a 31-yard FG...**(10/17) at Den.:** Converted on FGs of 50 and 30 yards, while also connecting on four PATs...**(10/24) vs. Phi.:** Converted on FGs of 28 and 39 yards...Connected on three PATs...**(11/7) at NYG:** Converted on FGs of 25, 32 and 25 yards...Connected on one PAT...**(11/14) vs. KC:** Was perfect on two PATs...**(11/21) vs. Cin.:** Converted on FGs of 27 and 47 yards and connected on one PAT...**(11/25) at Dal.:** Converted on FGs of 22, 46, 30, 56 and 29...His 29-yard FG came in overtime to seal the Raiders win...Connected on two PATs.

## DANIEL CARLSON'S NFL REGULAR SEASON KICKING STATISTICS

DATE	TEAM	GP	FGM	FGA	PCT.	LG	XP	XPA	PCT.	BLK	PTS
2018	Vikings	2	1	4	25.0	48	6	6	100.0	0	9
Went from Minnesota to Oakland.											
2018	Raiders	10	16	17	94.1	50	18	18	100.0	0	66
2018	TOTAL	12	17	21	81.0	50	24	24	100.0	0	75
2019	Raiders	16	19	26	73.1	48	34	36	94.4	0	91
2020	Raiders	16	33	35	94.3	54	45	47	95.7	0	144
2021	Raiders	11	24	27	88.9	56	23	25	92.0	0	95
<b>NFL TOTALS</b>		<b>55</b>	<b>93</b>	<b>109</b>	<b>85.3</b>	<b>56</b>	<b>126</b>	<b>132</b>	<b>95.5</b>	<b>0</b>	<b>405</b>


## DANIEL CARLSON'S NFL REGULAR SEASON FIELD-GOAL ACCURACY STATISTICS

DATE	TEAM	1-19	PCT.	20-29	PCT.	30-39	PCT.	40-49	PCT.	50+	PCT.
2018	Vikings	0-0	0.0	0-0	0.0	0-1	0.0	1-3	33.3	0-0	0.0
Went from Minnesota to Oakland.											
2018	Raiders	0-0	0.0	2-2	100.0	3-3	100.0	8-9	88.9	3-3	100.0
2018	TOTAL	0-0	0.0	2-2	100.0	3-4	75.0	9-12	75.0	3-3	100.0
2019	Raiders	0-0	0.0	8-8	100.0	5-6	83.3	6-10	60.0	0-2	0.0
2020	Raiders	0-0	0.0	18-18	100.0	8-8	100.0	3-5	60.0	4-4	100.0
2021	Raiders	0-0	0.0	7-8	87.5	8-8	100.0	5-6	83.3	4-5	80.0
<b>NFL TOTALS</b>		<b>0-0</b>	<b>0.0</b>	<b>35-36</b>	<b>97.2</b>	<b>24-26</b>	<b>92.3</b>	<b>23-33</b>	<b>69.7</b>	<b>11-14</b>	<b>78.6</b>

## DANIEL CARLSON'S 2021 GXG REGULAR-SEASON STATISTICS (RAIDERS)

DATE	OPPONENT		FIELD GOALS				EXTRA POINTS					W/L	SCORE
			FGM	FGA	PCT	LG	XP	XPA	PCT	BLK	PTS		
09/13	Ravens	P	2	2	100.0	55	3	3	100.0	0	9	W	33-27+
09/19	at Steelers	P	4	4	100.0	46	2	2	100.0	0	14	W	26-17
09/26	Dolphins	P	3	3	100.0	50	2	3	66.7	0	11	W	31-28+
10/04	at Chargers	P	0	1	0.0	0	2	2	100.0	0	2	L	14-28
10/10	Bears	P	1	1	100.0	31	0	0	0.0	0	3	L	9-20
10/17	at Broncos	P	2	3	66.7	50	4	4	100.0	0	10	W	34-24
10/24	Eagles	P	2	2	100.0	39	3	4	75.0	0	9	W	33-22
11/07	at Giants	P	3	4	75.0	32	1	1	100.0	0	10	L	16-23
11/14	Chiefs	P	0	0	0.0	0	2	2	100.0	0	2	L	14-41
11/21	Bengals	P	2	2	100.0	47	1	1	100.0	0	7	L	13-32
11/25	at Cowboys	P	5	5	100.0	56	3	3	100.0	0	18	W	36-33+
<b>2021 TOTALS</b>		<b>11</b>	<b>24</b>	<b>27</b>	<b>88.9</b>	<b>56</b>	<b>23</b>	<b>25</b>	<b>92.0</b>	<b>0</b>	<b>95</b>	<b>6-5</b>	

+ - Overtime



# DEREK CARR

# 4

**POSITION: QB**
**HT/WT: 6-3/210**
**ACQUIRED: D2-'14**
**BORN: 03/28/91**
**RAIDERS SEASON: 8**
**NFL SEASON: 8**
**COLLEGE: Fresno State**
**HOMETOWN: Bakersfield, Calif.**

**2021: (9/13) vs. Bal.:** Finished the contest completing 34-of-56 attempts for 435 yards, recording two TDs against one INT for a passer rating of 89.5...His 435 yards passing are most ever in a Raiders opening game, surpassing Marc Wilson's 346 yards in Week 1 of 1986...His 56 passing attempts are tied for third-most in his career while his 435 passing yards are third-most...Led his 22nd fourth quarter comeback of his career. Carr set the NFL record for most fourth quarter comebacks (21) through a player's first seven seasons in the league...**(9/19) at Pit.:** Completed 28-of-37 passes for 382 yards (75.7 percent) with two TDs for a passer rating of 126.2...His 382 passing yards ranked the sixth highest of his career and his 126.2 passer rating ranked eighth in his career...Became just the fourth player in NFL history to record at least 380 passing yards and two TDs in each of his team's first two games of a season...**(9/26) vs. Mia.:** Finished the game completing 26-of-43 passes for 386 yards with two TDs against one INT for a passer rating of 95.7...Has recorded 1,203 passing yards through his first three contests, marking the fourth most through three games in NFL history...Has recorded at least 325 passing yards in five consecutive contests, becoming just the fourth player in NFL history to accomplish the feat...**(10/4) at LAC:** Completed 21-of-34 passes for 196 yards with two TDs against one INT for a passer rating of 84.9...Leads the NFL with 1,399 passing yards through four weeks...**(10/10) vs. Chi.:** Completed 22-of-35 passes for 206 yards...**(10/17) at Den.:** Completed 18-of-27 passes for 341 yards with two TDs for a passer rating of 134.4, marking his highest passer rating of the season...Ranks second in the NFL with 1,946 yards through Week 6...**(10/24) vs. Phi.:** Completed 31-of-34 attempts (91.2 percent) for 323 yards with two TDs against one INT for a passer rating of 113.6...His 91.2 completion percentage ranks as the second-highest in NFL history with a minimum of 30 attempts...His 2,298 passing yards are the second-most in franchise history through the first seven games of the season...**(11/7) at NYG:** Completed 30-of-46 attempts for 296 yards with one touchdown against two interceptions for a passer rating of 72.4...**(11/14) vs. KC:** Completed 25-of-35 pass attempts (71.4 percent) for 261 yards and two TDs with one INT for a 99.8 passer rating...Added a team-high 18 rushing yards on three carries...Recorded his seventh game this season with at least two TD passes...**(11/21) vs. Cin.:** Completed 19-of-27 attempts (70.4 percent) for 215 yards with one TD against one INT for a passer rating of 90.8...Became the fourth quarterback ever to pass for at least 3,000 yards in each of his first eight seasons, joining Peyton Manning, Cam Newton and Russell Wilson...**(11/25) at Dal.:** Completed 24-of-39 attempts for 373 yards with one TD against 0 INTs for a passer rating of 101.8.

## DEREK CARR'S NFL REGULAR SEASON PASSING/RUSHING STATISTICS

				PASSING											RUSHING				
DATE	TEAM	GP	GS	ATT.	CMP.	PCT.	YDS	AVG.	TD	INT.	LG	SK	LST	RATE	NO.	YDS.	AVG.	LG	TD
2014	Raiders	16	16	599	348	58.1	3,270	5.5	21	12	77t	24	149	76.6	29	92	3.2	41	0
2015	Raiders	16	16	573	350	61.1	3,987	7.0	32	13	68t	31	230	91.1	33	138	4.2	24	0
2016	Raiders	15	15	560	357	63.8	3,937	7.0	28	6	75t	16	79	96.7	39	70	1.8	13	0
2017	Raiders	15	15	515	323	62.7	3,496	6.8	22	13	87t	20	101	86.4	23	66	2.9	32	0
2018	Raiders	16	16	553	381	68.9	4,049	7.3	19	10	66	51	299	93.9	24	47	2.0	15	1
2019	Raiders	16	16	513	361	70.4	4,054	7.9	21	8	75	29	184	100.8	27	82	3.0	15	2
2020	Raiders	16	16	517	348	67.3	4,103	7.9	27	9	85t	26	150	101.4	39	140	3.6	18	3
2021	Raiders	11	11	413	278	67.3	3,414	8.3	17	9	61t	25	152	97.3	27	73	2.7	22	0
TOTALS		121	121	4,243	2,746	64.7	30,310	7.1	187	80	87T	222	1,344	92.6	241	708	2.9	41	6



**DEREK CARR'S 2021 GXG REGULAR-SEASON STATISTICS (RAIDERS)**

PASSING														RUSHING				W/L	SCORE
DATE	OPPONENT	P/S	ATT	CMP	YDS	PCT	Y/A	Y/C	TD	INT	LG	SK/YD	RATE	ATT	YDS	LG	TD		
09/13	Ravens	S	56	34	435	60.7	7.8	12.8	2	1	37	3/26	89.5	4	6	4	0	W	33-27+
09/19	at Steelers	S	37	28	382	75.7	10.3	13.6	2	0	61t	2/9	126.2	4	9	5	0	W	26-17
09/26	Dolphins	S	43	26	386	60.5	9.0	14.8	2	1	34	3/29	95.7	2	-2	-1	0	W	31-28+
10/04	at Chargers	S	34	21	196	61.8	5.8	9.3	2	1	51	4/31	84.9	3	6	3	0	L	14-28
10/10	Bears	S	35	22	206	62.9	5.9	9.4	0	1	29	3/18	67.1	3	10	8	0	L	9-20
10/17	at Broncos	S	27	18	341	66.7	12.6	18.9	2	0	51	2/1	134.4	2	-1	0	0	W	34-24
10/24	Eagles	S	34	31	323	91.2	9.5	10.4	2	1	43	0/0	113.6	2	1	2	0	W	33-22
11/07	at Giants	S	46	30	296	65.2	6.4	9.9	1	2	24	1/10	72.4	2	5	4	0	L	16-23
11/14	Chiefs	S	35	25	261	71.4	7.5	10.4	2	1	38	2/12	99.8	3	18	9	0	L	14-41
11/21	Bengals	S	27	19	215	70.4	8.0	11.3	1	1	31	2/9	90.8	0	0	0	0	L	13-32
11/25	at Cowboys	S	39	24	373	61.5	9.6	15.5	1	0	56t	3/7	101.8	2	21	22	0	W	36-33+
2021 TOTALS		11-11	413	278	3,414	67.3	8.3	12.3	17	9	61T	25/152	97.3	27	73	22	0	6-5	

+ - Overtime

**300-YARD PASSING GAMES (31): REGULAR SEASON**

DATE	TEAM	NO.	YDS.	AVG.	LG	TD
10/26/14	at Browns	34	328	9.6	31	1
09/20/15	RAVENS	30	351	11.7	68t	3
09/27/15	at Browns	20	314	15.7	55	2
11/01/15	JETS	23	333	14.5	59t	4
11/08/15	at Steelers	24	301	12.5	38t	4
11/15/15	VIKINGS	29	302	10.4	38	2
11/29/15	at Titans	24	330	13.8	41	3
09/11/16	at Saints	24	319	13.3	43	1
10/09/16	CHARGERS	25	317	12.7	64t	2
10/30/16	at Buccaneers	40	513	12.8	68	4
11/27/16	PANTHERS	26	315	12.1	49	2
10/19/17	CHIEFS	29	417	14.4	45t	3
10/29/17	at Bills	31	313	10.1	40	1
11/05/17	at Dolphins	21	300	14.3	44t	1
09/10/18	RAMS	29	303	10.4	45	0
09/23/18	at Dolphins	27	345	12.8	66	1
09/30/18	BROWNS	35	437	12.5	36	4
12/09/18	STEELERS	25	322	12.9	39	2
12/29/19	at Broncos	29	391	13.5	75	1
10/04/20	BILLS	32	311	9.7	37	2
10/11/20	at Chiefs	22	347	15.8	72t	3
12/06/20	at Jets	28	381	13.6	46t	3
12/13/20	COLTS	31	316	10.2	47t	2
12/26/20	DOLPHINS	21	336	16.0	85t	1
01/03/21	at Broncos	24	371	15.5	57	2
09/13/21	RAVENS	34	435	12.8	37	2
09/19/21	at Steelers	28	382	13.6	61t	2
09/26/21	DOLPHINS	26	386	14.8	34	2
10/17/21	at Broncos	18	341	18.9	51	2
10/24/21	EAGLES	31	323	10.4	43	2
11/25/21	at Cowboys	24	373	15.5	56t	1



# AJ COLE

# 6

**POSITION: P**
**HT/WT: 6-4/220**
**ACQUIRED: FA-'19**
**BORN: 11/27/95**
**RAIDERS SEASON: 3**
**NFL SEASON: 3**
**COLLEGE: N.C. State**
**HOMETOWN: College Park, Ga.**

**2021: (9/13) vs. Bal.:** Averaged 52.7 yards, placing two punts inside the 20-yard line...**(9/19) at Pit.:** Averaged 47.5 yards, placing two punts inside the 20-yard line...**(9/26) vs. Mia.:** Averaged 54.0 yards, placing two punts inside the 20-yard line...**(10/4) at LAC:** Averaged 51.2 yards and placed one punt inside the 20-yard line...**(10/10) vs. Chi.:** Averaged 56.0 yards in the contest...Also recorded a season-high three punts inside the 20-yard line...**(10/17) at Den.:** Averaged a career-high 57.0 yards, placing two punts inside the 20-yard line...Recorded a 71-yard punt, marking the second-longest of his career...**(10/24) vs. Phi.:** Averaged 47.0 yards in the win, placing one punt inside the 20-yard line...**(11/7) at NYG:** Averaged 50.0 yards on the day...**(11/14) vs. KC:** Punted five times for 250 yards (50.0 avg.), placing one punt inside the 20-yard line...Added one tackle and one forced fumble...**(11/21) vs. Cin.:** Averaged 46.5 yards, placing two punts inside the 20-yard line...**(11/25) at Dal.:** Averaged 48.6 yards, placing four punts inside the 20-yard line.

## AJ COLE'S NFL REGULAR SEASON PUNTING STATISTICS

DATE	TEAM	GP	NO.	YDS.	AVG.	OPP. RET.	YDS.	NET YDS.	AVG.	TB	IN20	LG	BK
2019	Raiders	16	67	3,081	46.0	30	318	2,643	39.4	6	33	74	0
2020	Raiders	16	44	1,939	44.1	14	133	1,766	40.1	2	20	63	0
2021	Raiders	11	45	2,303	51.2	21	277	1,926	42.8	5	20	71	0
<b>NFL TOTALS</b>		<b>43</b>	<b>156</b>	<b>7,323</b>	<b>46.9</b>	<b>65</b>	<b>728</b>	<b>6,335</b>	<b>40.6</b>	<b>13</b>	<b>73</b>	<b>74</b>	<b>0</b>

## AJ COLE'S 2021 GXG REGULAR-SEASON STATISTICS (RAIDERS)

DATE	OPPONENT		NO.	YDS.	AVG.	OPP. RET.	YDS.	NET YDS.	AVG	TB	IN20	LG	BK	W/L	SCORE
09/13	Ravens	P	6	316	52.7	4	67	249	41.5	0	2	67	0	W	33-27+
09/19	at Steelers	P	4	190	47.5	2	21	149	37.3	1	2	55	0	W	26-17
09/26	Dolphins	P	4	216	54.0	3	27	189	47.3	0	2	67	0	W	31-28+
10/04	at Chargers	P	5	256	51.2	2	20	236	47.2	0	1	56	0	L	14-28
10/10	Bears	P	4	224	56.0	2	38	186	46.5	0	3	70	0	L	9-20
10/17	at Broncos	P	4	228	57.0	0	0	188	47.0	2	2	71	0	W	34-24
10/24	Eagles	P	2	94	47.0	1	6	88	44.0	0	1	59	0	W	33-22
11/07	at Giants	P	2	100	50.0	2	26	74	37.0	0	0	58	0	L	16-23
11/14	Chiefs	P	5	250	50.0	2	46	184	36.8	1	1	63	0	L	14-41
11/21	Bengals	P	4	186	46.5	2	10	156	39.0	1	2	54	0	L	13-32
11/25	at Cowboys	P	5	243	48.6	2	16	227	45.4	0	4	68	0	W	36-33+
<b>2021 TOTALS</b>		<b>11</b>	<b>45</b>	<b>2,303</b>	<b>51.2</b>	<b>22</b>	<b>277</b>	<b>1,926</b>	<b>42.8</b>	<b>5</b>	<b>20</b>	<b>71</b>	<b>0</b>	<b>6-5</b>	

+ - Overtime



# MAXX CROSBY

98

**POSITION:** DE  
**HT/WT:** 6-5/255  
**ACQUIRED:** D4A-'19  
**BORN:** 08/22/97

**RAIDERS SEASON:** 3  
**NFL SEASON:** 3  
**COLLEGE:** Eastern Michigan  
**HOMETOWN:** Colleyville, Texas

**2021: (9/13) vs. Bal.:** Finished with six tackles (four solo) and two sacks...Became just the third Raiders player since 2000 to record at least two sacks in a season opener, joining Benson Mayowa (2019) and Richard Seymour (2009, 2011)...Has recorded 19.0 sacks in just 33 career games, tied for second fewest games to reach the mark (Khalil Mack -33 games, Bill Pickel - 33 games) and trailing only Anthony Smith (23.5 sacks in 31 games)...Marks the fourth multi-sack game of his career...(9/19) **at Pit.:** Started and recorded two tackles (two), including one tackle for loss...(9/26) **vs. Mia.:** Started and finished with one tackle in the overtime win...(10/4) **at LAC:** Recorded on tackle and one pass defended...(10/10) **vs. Chi.:** Started and appeared in an extensive role on defense...(10/17) **at Den.:** Finished with six tackles (two), three sacks, one pass defended and five quarterback hits...His three sacks are tied for the third-highest single-game total in the NFL this season...Became just the eighth player in franchise history with 20-plus sacks in his first three seasons in the NFL...(10/24) **vs. Phi.:** Recorded two tackles in the win...(11/7) **at NYG:** Started and recorded three tackles (three), including one tackle for loss...(11/14) **vs. KC:** Started and recorded five tackles (three)...(11/21) **vs. Cin.:** Started and recorded three tackles (one), including one tackle for loss...(11/25) **at Dal.:** Started and recorded one stop in the win, including one tackle for loss.

## MAXX CROSBY'S NFL REGULAR SEASON DEFENSIVE STATISTICS

DATE	TEAM	GP	GS	TACKLES							INTERCEPTIONS							O. FUMB				ST				MISC	
				TK	S	A	TFL	YDS	SK	YDS	QBH	NO	YDS	LG	TD	PD	FF	FR	TD	YDS	TK	S	A	FF	FR	S	A
2019	Raiders	16	10	46	35	11	16	77	10.0	69.5	14	0	0	0	0	4	4	0	0	0	1	1	0	0	0	0	0
2020	Raiders	16	16	39	20	19	14	52	7.0	38.0	13	0	0	0	0	1	0	1	0	0	0	0	0	0	0	0	0
2021	Raiders	11	11	30	17	13	6	19	5.0	27.5	24	0	0	0	0	2	0	0	0	0	0	0	0	0	0	0	0
<b>NFL TOTALS</b>		<b>43</b>	<b>37</b>	<b>115</b>	<b>72</b>	<b>43</b>	<b>36</b>	<b>148</b>	<b>22.0</b>	<b>135.0</b>	<b>51</b>	<b>0</b>	<b>0</b>	<b>0</b>	<b>0</b>	<b>7</b>	<b>4</b>	<b>1</b>	<b>0</b>	<b>0</b>	<b>1</b>	<b>1</b>	<b>0</b>	<b>0</b>	<b>0</b>	<b>0</b>	<b>0</b>

## MAXX CROSBY'S 2021 GXG REGULAR-SEASON STATISTICS (RAIDERS)

DATE	OPPONENT	P/S	TACKLES							INTERCEPTIONS							O. FUMB				ST				MISC		W/L	SCORE
			TK	S	A	SK	YDS	TFL	YDS	QBH	NO	YDS	LG	TD	PD	FF	FR	TD	YDS	TK	S	A	FF	FR	S	A		
09/13	Ravens	S	6	4	2	2.0	12.0	2	12	5	0	0	0	0	0	0	0	0	0	0	0	0	0	0	0	0	W	33-27+
09/19	at Steelers	S	2	2	0	0.0	0.0	1	0	5	0	0	0	0	0	0	0	0	0	0	0	0	0	0	0	0	W	26-17
09/26	Dolphins	S	1	0	1	0.0	0.0	0	0	2	0	0	0	0	0	0	0	0	0	0	0	0	0	0	0	0	W	31-28+
10/04	at Chargers	S	1	0	1	0.0	0.0	0	0	1	0	0	0	0	1	0	0	0	0	0	0	0	0	0	0	0	L	14-28
10/10	Bears	S	0	0	0	0.0	0.0	0	0	0	0	0	0	0	0	0	0	0	0	0	0	0	0	0	0	0	L	9-20
10/17	at Broncos	S	6	2	4	3.0	15.5	1	6	5	0	0	0	0	1	0	0	0	0	0	0	0	0	0	0	0	W	34-24
10/24	Eagles	S	2	2	0	0.0	0.0	0	0	1	0	0	0	0	0	0	0	0	0	0	0	0	0	0	0	0	W	33-22
11/07	at Giants	S	3	3	0	0.0	0.0	1	0	1	0	0	0	0	0	0	0	0	0	0	0	0	0	0	0	0	L	16-23
11/14	Chiefs	S	5	3	2	0.0	0.0	0	0	2	0	0	0	0	0	0	0	0	0	0	0	0	0	0	0	0	L	14-41
11/21	Bengals	S	3	1	2	0.0	0.0	1	1	1	0	0	0	0	0	0	0	0	0	0	0	0	0	0	0	0	L	13-32
11/25	at Cowboys	S	1	0	1	0.0	0.0	0	0	1	0	0	0	0	0	0	0	0	0	0	0	0	0	0	0	0	W	36-33+
<b>2021 TOTALS</b>		<b>11-11</b>	<b>30</b>	<b>17</b>	<b>13</b>	<b>5.0</b>	<b>27.5</b>	<b>6</b>	<b>19</b>	<b>24</b>	<b>0</b>	<b>0</b>	<b>0</b>	<b>0</b>	<b>2</b>	<b>0</b>	<b>0</b>	<b>0</b>	<b>0</b>	<b>0</b>	<b>0</b>	<b>0</b>	<b>0</b>	<b>0</b>	<b>0</b>	<b>0</b>	<b>6-5</b>	

+ - Overtime



# DIVINE DEABLO

# 5

**POSITION: LB**
**HT/WT: 6-3/226**
**ACQUIRED: D3B - '21**
**BORN: 08/17/98**
**RAIDERS SEASON: R**
**NFL SEASON: R**
**COLLEGE: Virginia Tech**
**HOMETOWN: Winston-Salem, N.C.**

**2021: (9/13) vs. Bal.:** Made his NFL debut, appearing exclusively on special teams...(9/19) **at Pit.:** Appeared exclusively on special teams in the win...(9/26) **vs. Mia.:** Saw action in a reserve role on defense, recording one tackle...Also appeared on special teams...(10/4) **at LAC:** Appeared exclusively on special teams...(10/10) **vs. Chi.:** Saw action exclusively on special teams...(10/17) **at Den.:** Appeared exclusively on special teams...(10/24) **vs. Phi.:** Saw action exclusively on special teams in the win...(11/7) **at NYG:** Appeared exclusively on special teams...(11/14) **vs. KC:** Saw limited action on defense and contributed one tackle on special teams...(11/25) **at Dal.:** Saw extensive action on special teams.

## DIVINE DEABLO'S NFL REGULAR SEASON DEFENSIVE STATISTICS

				TACKLES								INTERCEPTIONS						O. FUMB				ST					MISC	
DATE	TEAM	GP	GS	TK	S	A	TFL	YDS	SK	YDS	QBH	NO	YDS	LG	TD	PD	FF	FR	TD	YDS	TK	S	A	FF	FR	S	A	
2021	Raiders	11	0	1	1	0	0	0	0.0	0.0	0	0	0	0	0	0	0	0	0	0	3	1	2	0	0	0	0	
NFL TOTALS		11	0	1	1	0	0	0	0.0	0.0	0	0	0	0	0	0	0	0	0	0	3	1	2	0	0	0	0	

## DIVINE DEABLO'S 2021 GXG REGULAR-SEASON STATISTICS (RAIDERS)

			TACKLES							INTERCEPTIONS					O. FUMB				ST					MISC					
DATE	OPPONENT	P/S	TK	S	A	SK	YDS	TFL	YDS	QBH	NO	YDS	LG	TD	PD	FF	FR	TD	YDS	TK	S	A	FF	FR	S	A	W/L	SCORE	
09/13	Ravens	P	0	0	0	0.0	0.0	0	0	0	0	0	0	0	0	0	0	0	0	0	0	0	0	0	0	0	W	33-27+	
09/19	at Steelers	P	0	0	0	0.0	0.0	0	0	0	0	0	0	0	0	0	0	0	0	0	0	0	0	0	0	0	W	26-17	
09/26	Dolphins	P	1	1	0	0.0	0.0	0	0	0	0	0	0	0	0	0	0	0	0	0	0	0	0	0	0	0	W	31-28+	
10/04	at Chargers	P	0	0	0	0.0	0.0	0	0	0	0	0	0	0	0	0	0	0	0	0	1	0	1	0	0	0	L	14-28	
10/10	Bears	P	0	0	0	0.0	0.0	0	0	0	0	0	0	0	0	0	0	0	0	0	0	0	0	0	0	0	L	9-20	
10/17	at Broncos	P	0	0	0	0.0	0.0	0	0	0	0	0	0	0	0	0	0	0	0	0	0	0	0	0	0	0	W	34-24	
10/24	Eagles	P	0	0	0	0.0	0.0	0	0	0	0	0	0	0	0	0	0	0	0	0	0	0	0	0	0	0	W	33-22	
11/07	at Giants	P	0	0	0	0.0	0.0	0	0	0	0	0	0	0	0	0	0	0	0	0	1	0	1	0	0	0	L	16-23	
11/14	Chiefs	P	0	0	0	0.0	0.0	0	0	0	0	0	0	0	0	0	0	0	0	0	1	1	0	0	0	0	L	14-41	
11/21	Bengals	P	0	0	0	0.0	0.0	0	0	0	0	0	0	0	0	0	0	0	0	0	0	0	0	0	0	0	L	13-32	
11/25	at Cowboys	P	0	0	0	0.0	0.0	0	0	0	0	0	0	0	0	0	0	0	0	0	0	0	0	0	0	0	W	36-33+	
2021 TOTALS		11-0	1	1	0	0.0	0.0	0	0	0	0	0	0	0	0	0	0	0	0	0	3	1	2	0	0	0	0	6-5	

+ - Overtime



# KENYAN DRAKE

# 23

**POSITION:** RB

**HT/WT:** 6-1/211

**ACQUIRED:** UFA-'21 (ARI.)

**BORN:** 01/26/94

**RAIDERS SEASON:** 1

**NFL SEASON:** 6

**COLLEGE:** Alabama

**HOMETOWN:** Powder Springs, Ga.

**2021: (9/13) vs. Bal.:** Recorded five receptions for 59 yards (11.8 avg.) with a 21-yard long and added six carries for 11 yards...**(9/19) at Pit.:** Started in the win and totaled five receptions for 46 yards with seven carries for nine yards...**(9/26) vs. Mia.:** Started and recorded eight carries for 24 yards, while adding three receptions for 33 yards in the win...**(10/4) at LAC:** Recorded one carry for two yards...**(10/10) vs. Chi.:** Finished with two carries for 11 yards...**(10/17) at Den.:** Recorded a season-high 73 scrimmage yards and two TDs, his first with the Silver and Black...His first TD came on a 31-yard reception with 36 seconds left in the second quarter...His second TD came on an 18-yard rush in the third quarter...**(10/24) vs. Phi.:** Finished with a season-high 69 rushing yards on 14 carries with one TD...Added three receptions for 10 yards...**(11/7) at NYG:** Recorded 100 yards from scrimmage on 30 rushing yards and 70 receiving yards...Finished with four carries for 30 yards and six receptions for 70 yards...**(11/14) vs. KC:** Finished with 31 scrimmage yards (16 rushing and 15 receiving)...**(11/21) vs. Cin.:** Recorded five carries for 23 yards and added one reception for six yards...**(11/25) at Dal.:** Finished with seven carries for 25 yards and added two receptions for five yards.

## KENYAN DRAKE'S NFL REGULAR SEASON RUSHING/RECEIVING STATISTICS

DATE	TEAM	GP	GS	RUSHING					RECEIVING				
				NO.	YDS.	AVG.	LG	TD	NO.	YDS.	AVG.	LG	TD
2016	Dolphins	16	1	33	179	5.4	45t	2	9	46	5.1	9	0
2017	Dolphins	16	6	133	644	4.8	66t	3	32	239	7.5	47	1
2018	Dolphins	16	7	120	535	4.5	54t	4	53	477	9.0	52t	5
2019	Dolphins	6	2	47	174	3.7	11	0	22	174	7.9	26	0
Went from Miami to Arizona.													
2019	Cardinals	8	8	123	643	5.2	80t	8	28	171	6.1	21	0
2019	TOTAL	14	10	170	817	4.8	80t	8	50	345	6.9	26	0
2020	Cardinals	15	13	239	955	4.0	69t	10	25	137	5.5	18	0
2021	Raiders	11	2	62	254	4.1	21	2	29	283	9.8	31t	1
NFL TOTALS		88	39	757	3,384	4.5	80T	29	198	1,527	7.7	52T	7

## KENYAN DRAKE'S NFL REGULAR SEASON RETURN STATISTICS

KICKOFF RETURNS							PUNT RETURNS					
DATE	TEAM	RET.	YDS.	AVG.	LG	TD	NO.	FC	YDS.	AVG.	LG	TD
2016	Dolphins	13	397	30.5	96t	1	0	0	0	0.0	0	0
2017	Dolphins	7	147	21.0	34	0	0	0	0	0.0	0	0
2018	Dolphins	10	213	21.3	26	0	0	0	0	0.0	0	0
2019	Dolphins	1	15	15.0	15	0	0	0	0	0.0	0	0
Went from Miami to Arizona.												
2019	Cardinals	0	0	0.0	0	0	0	0	0	0.0	0	0
2019	TOTAL	1	15	15.0	15	0	0	0	0	0.0	0	0
2020	Cardinals	0	0	0.0	0	0	0	0	0	0.0	0	0
2021	Raiders	9	173	19.2	31	0	0	0	0	0.0	0	0
NFL TOTALS		40	945	23.6	96T	1	0	0	0	0.0	0	0

## 100-YARD RUSHING GAMES (7): REGULAR SEASON


DATE	TEAM	ATT.	YDS.	AVG.	LG	TD
12/03/17	BRONCOS	23	120	5.2	42t	1
12/11/17	PATRIOTS	25	114	4.6	31	0
10/31/19	49ERS	15	110	7.3	36	1
12/15/19	BROWNS	22	137	6.2	21	4
12/22/19	at Seahawks	24	166	6.9	80t	2
10/19/20	at Cowboys	20	164	8.2	69t	2
11/15/20	BILLS	16	100	6.3	20	0

## KENYAN DRAKE'S 2021 GXG REGULAR-SEASON STATISTICS (RAIDERS)

DATE	OPPONENT	P/S	RUSHING					RECEIVING					W/L	SCORE
			NO.	YDS.	AVG.	LG	TD	NO.	YDS.	AVG.	LG	TD		
09/13	Ravens	P	6	11	1.8	6	0	5	59	11.8	21	0	W	33-27+
09/19	at Steelers	S	7	9	1.3	5	0	5	46	9.2	13	0	W	26-17
09/26	Dolphins	S	8	24	3.0	6	0	3	33	11.0	16	0	W	31-28+
10/04	at Chargers	P	1	2	2.0	2	0	0	0	0.0	0	0	L	14-28
10/10	Bears	P	2	11	5.5	8	0	0	0	0.0	0	0	L	9-20
10/17	at Broncos	P	4	34	8.5	18t	1	2	39	19.5	31t	1	W	34-24
10/24	Eagles	P	14	69	4.9	12	1	3	10	3.3	7	0	W	33-22
11/07	at Giants	P	4	30	7.5	21	0	6	70	11.7	22	0	L	16-23
11/14	Chiefs	P	4	16	4.0	12	0	2	15	7.5	9	0	L	14-41
11/21	Bengals	P	5	23	4.6	7	0	1	6	6.0	6	0	L	13-32
11/25	at Cowboys	P	7	25	3.6	4	0	2	5	2.5	10	0	W	36-33+
<b>2021 TOTALS</b>		<b>11-2</b>	<b>62</b>	<b>254</b>	<b>4.1</b>	<b>21</b>	<b>2</b>	<b>29</b>	<b>283</b>	<b>9.8</b>	<b>31T</b>	<b>1</b>	<b>6-5</b>	

+ - Overtime





# BRYAN EDWARDS

# 89

**POSITION: WR**
**HT/WT: 6-3/215**
**ACQUIRED: D3B-'20**
**BORN: 11/13/98**
**RAIDERS SEASON: 2**
**NFL SEASON: 2**
**COLLEGE: South Carolina**
**HOMETOWN: Conway, S.C.**

**2021: (9/13) vs. Bal.:** Recorded four receptions for 81 yards with a 32-yard long in the win...**(9/19) at Pit.:** Finished with three receptions for 40 yards with an 18-yard long...**(9/26) vs. Mia.:** Started and recorded three receptions for a career-high 89 yards with a 34-yard long...**(10/4) at LAC:** Recorded one reception for four yards...**(10/10) vs. Chi.:** Finished with two receptions for 22 yards...**(10/17) at Den.:** Recorded two receptions for 67 yards, including a career-long 51 yard reception...**(10/24) vs. Phi.:** Finished with three receptions for 43 yards with one TD, marking his first of the season...**(11/7) at NYG:** Made his seventh start of the season...**(11/14) vs. KC:** Finished with a team-high 88 receiving yards on three receptions (29.3 avg.) with one TD...His 37-yard TD reception from QB Derek Carr marked the second-longest of his career, while his 88 receiving yards were his second-highest single-game total in his career...**(11/21) vs. Cin.:** Appeared exclusively on offense...**(11/25) at Dal.:** Recorded one reception for 12 yards.

## BRYAN EDWARDS' NFL REGULAR SEASON RUSHING/RECEIVING STATISTICS

DATE	TEAM	GP	GS	RECEIVING					RUSHING				
				NO.	YDS.	AVG.	LG	TD	NO.	YDS.	AVG.	LG	TD
2020	Raiders	12	3	11	193	17.5	34	1	0	0	0.0	0	0
2021	Raiders	11	9	22	446	20.3	51	2	1	0	0.0	0	0
<b>NFL TOTALS</b>		<b>23</b>	<b>12</b>	<b>33</b>	<b>639</b>	<b>19.4</b>	<b>51</b>	<b>3</b>	<b>1</b>	<b>0</b>	<b>0.0</b>	<b>0</b>	<b>0</b>


## BRYAN EDWARDS' NFL REGULAR SEASON RETURN STATISTICS

KICKOFF RETURNS							PUNT RETURNS					
DATE	TEAM	RET.	YDS.	AVG.	LG	TD	NO.	FC	YDS.	AVG.	LG	TD
2020	Raiders	0	0	0.0	0	0	0	0	0	0.0	0	0
2021	Raiders	0	0	0.0	0	0	0	0	0	0.0	0	0
NFL TOTALS		0	0	0.0	0	0	0	0	0	0.0	0	0

## BRYAN EDWARDS' 2021 GXG REGULAR-SEASON STATISTICS (RAIDERS)

DATE	OPPONENT	P/S	RECEIVING					RUSHING					W/L	SCORE
			NO.	YDS.	AVG.	LG	TD	NO.	YDS.	AVG.	LG	TD		
09/13	Ravens	S	4	81	20.3	32	0	0	0	0.0	0	0	W	33-27+
09/19	at Steelers	P	3	40	13.3	18	0	0	0	0.0	0	0	W	26-17
09/26	Dolphins	S	3	89	29.7	34	0	0	0	0.0	0	0	W	31-28+
10/04	at Chargers	S	1	4	4.0	4	0	0	0	0.0	0	0	L	14-28
10/10	Bears	S	2	22	11.0	12	0	0	0	0.0	0	0	L	9-20
10/17	at Broncos	S	2	67	33.5	51	0	0	0	0.0	0	0	W	34-24
10/24	Eagles	S	3	43	14.3	24	1	0	0	0.0	0	0	W	33-22
11/07	at Giants	S	0	0	0.0	0	0	0	0	0.0	0	0	L	16-23
11/14	Chiefs	S	3	88	29.3	37t	1	0	0	0.0	0	0	L	14-41
11/21	Bengals	S	0	0	0.0	0	0	1	0	0.0	0	0	L	13-32
11/25	at Cowboys	P	1	12	12.0	12	0	0	0	0.0	0	0	W	36-33+
<b>2021 TOTALS</b>		<b>11-9</b>	<b>22</b>	<b>446</b>	<b>20.3</b>	<b>51</b>	<b>2</b>	<b>1</b>	<b>0</b>	<b>0.0</b>	<b>0</b>	<b>0</b>	<b>6-5</b>	

+ - Overtime



# JERMAINE ELUEMUNOR

# 72

**POSITION: OL**
**HT/WT: 6-4/335**
**ACQUIRED: FA-'21**
**BORN: 12/13/94**
**RAIDERS SEASON: 1**
**NFL SEASON: 5**
**COLLEGE: Texas A&M**
**HOMETOWN: Rockaway, N.J.**

**2021: (9/13) vs. Bal.:** Filled in at right guard due to injuries on the line...Helped allow QB Derek Carr to record 435 passing yards, marking the third-most of his career...**(9/19) at Pit.:** Started at right guard in the win, helping Carr complete 28-of-37 passes for 382 yards with two TDs for a passer rating of 126.2...**(9/26) vs. Mia.:** Started at right guard in the win...Helped pave the way for a season-high 497 yards of total offense, including 140 rushing yards...Allowed Carr to complete 26-of-43 passing for 386 yards, marking his third consecutive game with at least 325 passing yards...**(10/4) at LAC:** Started at right guard in the contest, while also seeing action on special teams...**(10/10) vs. Chi.:** Appeared in a reserve role on special teams...**(10/17) at Den.:** Saw action exclusively on special teams...**(10/24) vs. Phi.:** Appeared exclusively on special teams...**(11/7) at NYG:** Saw action in a limited role on special teams...**(11/14) vs. KC:** Saw limited action on special teams...**(11/21) vs. Cin.:** Appeared in a limited role on special teams...**(11/25) at Dal.:** Saw limited action on special teams.

## JERMAINE ELUEMUNOR'S NFL REGULAR SEASON STATISTICS


DATE	TEAM	GP	GS
2017	Ravens	8	2
2018	Ravens	9	1
2019	Ravens	0	0
2019	Patriots	10	0
2019	TOTAL	10	0
2020	Patriots	12	8
2021	Dolphins	1	1
<b>NFL TOTALS</b>		<b>40</b>	<b>12</b>

Went from **Baltimore** to **New England**.

## JERMAINE ELUEMUNOR'S 2021 GXG REGULAR-SEASON STATISTICS (DOLPHINS)

DATE	OPPONENT	P/S		W/L	SCORE
09/12	at Patriots		DID NOT PLAY	W	17-16
09/19	Bills		DID NOT PLAY	L	0-35
09/26	at Raiders	S		L	28-31+
10/03	Colts		DID NOT PLAY	L	17-27
10/10	at Buccaneers		DID NOT PLAY	L	17-45
10/24	Falcons		DID NOT PLAY	L	28-30
10/31	at Bills		DID NOT PLAY	L	11-26
11/07	Texans		DID NOT PLAY	W	17-9
11/11	Ravens		DID NOT PLAY	W	22-10
11/21	at Jets		DID NOT PLAY	W	24-17
<b>2021 TOTALS</b>		<b>1-1</b>		<b>4-6</b>	

+ - Overtime



# BRANDON FACYSON

# 35

**POSITION:** CB  
**HT/WT:** 6-2/197  
**ACQUIRED:** FA-'21  
**BORN:** 09/08/94

**RAIDERS SEASON:** 1  
**NFL SEASON:** 4  
**COLLEGE:** Virginia Tech  
**HOMETOWN:** Newnan, Ga.

**2021: (10/10) vs. Chi.:** Made his Raiders debut, appearing in a reserve role on special teams...(10/17) **at Den.:** Recorded his first career INT, picking off QB Teddy Bridgewater on fourth-and-1...(10/24) **vs. Phi.:** Tied for the team lead with eight tackles, adding three passes defended...Recorded one stop on special teams...(11/7) **at NYG:** Started at cornerback, finishing third on the team with seven tackles (four solo)...(11/14) **vs. KC:** Started and finished with six tackles (four)...(11/21) **vs. Cin.:** Totaled six tackles (three) and three passes defended on defense...Added one stop on special teams...(11/25) **at Dal.:** Finished with six tackles (five) in the win.

## BRANDON FACYSON'S NFL REGULAR SEASON DEFENSIVE STATISTICS

				TACKLES								INTERCEPTIONS						O. FUMB				ST					MISC	
DATE	TEAM	GP	GS	TK	S	A	TFL	YDS	SK	YDS	QBH	NO	YDS	LG	TD	PD	FF	FR	TD	YDS	TK	S	A	FF	FR	S	A	
2018	Chargers	15	0	0	0	0	0	0	0.0	0.0	0	0	0	0	0	0	0	0	0	0	3	2	1	0	1	0	0	
2019	Chargers	16	4	35	25	10	2	8	0.0	0.0	0	0	0	0	0	1	0	0	0	0	6	5	1	0	1	0	0	
2020	Chargers	13	0	7	6	1	0	0	0.0	0.0	0	0	0	0	0	0	1	0	0	0	9	7	2	0	0	0	0	
2021	Chargers	0	0	0	0	0	0	0	0.0	0.0	0	0	0	0	0	0	0	0	0	0	0	0	0	0	0	0	0	
Went from L.A. Chargers to Las Vegas.																												
2021	Raiders	7	5	36	25	11	0	0	0.0	0.0	0	1	0	0	0	8	0	0	0	0	2	2	0	0	0	0	0	0
2021	TOTAL	7	5	36	25	11	0	0	0.0	0.0	0	1	0	0	0	8	0	0	0	0	2	2	0	0	0	0	0	0
NFL TOTALS		51	9	78	56	22	2	8	0.0	0.0	0	1	0	0	0	9	1	0	0	0	20	16	4	0	2	0	0	0

## BRANDON FACYSON'S 2021 GXG REGULAR-SEASON STATISTICS (CHARGERS/RAIDERS)

			TACKLES							INTERCEPTIONS					O. FUMB				ST					MISC					
DATE	OPPONENT	P/S	TK	S	A	SK	YDS	TFL	YDS	QBH	NO	YDS	LG	TD	PD	FF	FR	TD	YDS	TK	S	A	FF	FR	S	A	W/L	SCORE	
09/12	at Washington		DID NOT PLAY																										
09/19	Cowboys		PRACTICE SQUAD																										
09/26	at Chiefs		PRACTICE SQUAD																										
10/04	Raiders		PRACTICE SQUAD																										
Went from <b>Chargers</b> to <b>Raiders</b> .																													
10/10	Bears	P	0	0	0	0.0	0.0	0	0	0	0	0	0	0	0	0	0	0	0	0	0	0	0	0	0	0	L	9-20	
10/17	at Broncos	P	3	2	1	0.0	0.0	0	0	0	1	0	0	0	2	0	0	0	0	0	0	0	0	0	0	0	0	W	34-24
10/24	Eagles	S	8	7	1	0.0	0.0	0	0	0	0	0	0	0	3	0	0	0	0	1	1	0	0	0	0	0	0	W	33-22
11/07	at Giants	S	7	4	3	0.0	0.0	0	0	0	0	0	0	0	0	0	0	0	0	0	0	0	0	0	0	0	0	L	16-23
11/14	Chiefs	S	6	4	2	0.0	0.0	0	0	0	0	0	0	0	0	0	0	0	0	0	0	0	0	0	0	0	0	L	14-41
11/21	Bengals	S	6	3	3	0.0	0.0	0	0	0	0	0	0	0	3	0	0	0	0	1	1	0	0	0	0	0	0	L	13-32
11/25	at Cowboys	S	6	5	1	0.0	0.0	0	0	0	0	0	0	0	0	0	0	0	0	0	0	0	0	0	0	0	0	W	36-33+
2021 TOTALS		7-5	36	25	11	0.0	0.0	0	0	0	1	0	0	0	8	0	0	0	0	2	2	0	0	0	0	0	0	6-5	

+ - Overtime



# CLELIN FERRELL

# 99

**POSITION: DE**
**HT/WT: 6-4/265**
**ACQUIRED: D1A-'19**
**BORN: 05/17/97**
**RAIDERS SEASON: 3**
**NFL SEASON: 3**
**COLLEGE: Clemson**
**HOMETOWN: Richmond, Va.**

**2021: (9/13) vs. Bal.:** Inactive...(9/19) at Pit.: Appeared in a reserve role on defense...(9/26) vs. Mia.: Recorded one tackle in a reserve role on defense...(10/4) at LAC: Recorded one tackle on defense...(10/10) vs. Chi.: Saw action in a reserve role on both defense and special teams...(10/17) at Den.: Recorded one tackle on defense and appeared on special teams...(10/24) vs. Phi.: Appeared on defense in a reserve role...(11/7) at NYG: Appeared exclusively on defense...(11/14) vs. KC: Appeared in a reserve role and recorded one tackle and one pass defended...(11/21) vs. Cin.: Recorded one tackle on defense...(11/25) at Dal.: Finished with one stop on special teams.

## CLELIN FERRELL'S NFL REGULAR SEASON DEFENSIVE STATISTICS

				TACKLES								INTERCEPTIONS						O. FUMB				ST						MISC	
DATE	TEAM	GP	GS	TK	S	A	TFL	YDS	SK	YDS	QBH	NO	YDS	LG	TD	PD	FF	FR	TD	YDS	TK	S	A	FF	FR	S	A		
2019	Raiders	15	15	38	24	14	8	39	4.5	35.0	8	0	0	0	0	5	0	1	0	0	0	0	0	0	0	0	0		
2020	Raiders	11	11	27	18	9	3	4	2.0	7.0	10	0	0	0	0	3	2	0	0	0	0	0	0	0	0	0	0		
2021	Raiders	10	0	5	3	2	0	0	0.0	0.0	1	0	0	0	0	1	0	0	0	0	1	1	0	0	0	0	0		
NFL TOTALS		36	26	70	45	25	11	43	6.5	42.0	19	0	0	0	0	9	2	1	0	0	1	1	0	0	0	0	0		

## CLELIN FERRELL'S 2021 GXG REGULAR-SEASON STATISTICS (RAIDERS)

			TACKLES							INTERCEPTIONS					O. FUMB				ST				MISC		W/L	SCORE				
DATE	OPPONENT	P/S	TK	S	A	SK	YDS	TFL	YDS	QBH	NO	YDS	LG	TD	PD	FF	FR	TD	YDS	TK	S	A	FF	FR			S	A		
09/13	Ravens		ON INACTIVE LIST																										W	33-27+
09/19	at Steelers	P	0	0	0	0.0	0.0	0	0	0	0	0	0	0	0	0	0	0	0	0	0	0	0	0	0	0	W	26-17		
09/26	Dolphins	P	1	0	1	0.0	0.0	0	0	0	0	0	0	0	0	0	0	0	0	0	0	0	0	0	0	0	W	31-28+		
10/04	at Chargers	P	1	1	0	0.0	0.0	0	0	0	0	0	0	0	0	0	0	0	0	0	0	0	0	0	0	0	L	14-28		
10/10	Bears	P	0	0	0	0.0	0.0	0	0	0	0	0	0	0	0	0	0	0	0	0	0	0	0	0	0	0	L	9-20		
10/17	at Broncos	P	1	1	0	0.0	0.0	0	0	1	0	0	0	0	0	0	0	0	0	0	0	0	0	0	0	0	W	34-24		
10/24	Eagles	P	0	0	0	0.0	0.0	0	0	0	0	0	0	0	0	0	0	0	0	0	0	0	0	0	0	0	W	33-22		
11/07	at Giants	P	0	0	0	0.0	0.0	0	0	0	0	0	0	0	0	0	0	0	0	0	0	0	0	0	0	0	L	16-23		
11/14	Chiefs	P	1	0	1	0.0	0.0	0	0	0	0	0	0	0	0	1	0	0	0	0	0	0	0	0	0	0	L	14-41		
11/21	Bengals	P	1	1	0	0.0	0.0	0	0	0	0	0	0	0	0	0	0	0	0	0	0	0	0	0	0	0	L	13-32		
11/25	at Cowboys	P	0	0	0	0.0	0.0	0	0	0	0	0	0	0	0	0	0	0	0	0	1	1	0	0	0	0	W	36-33+		
2021 TOTALS		10-0	5	3	2	0.0	0.0	0	0	1	0	0	0	0	1	0	0	0	0	1	1	0	0	0	0	0	0	6-5		

+ - Overtime



# JOHNATHAN HANKINS

# 90

**POSITION:** DT

**HT/WT:** 6-3/340

**ACQUIRED:** FA-'18

**BORN:** 03/30/92

**RAIDERS SEASON:** 4

**NFL SEASON:** 9

**COLLEGE:** Ohio State

**HOMETOWN:** Dearborn Heights, Mich.

**2021: (9/13) vs. Bal.:** Finished with two tackles on defense...(9/19) at Pit.: Started in the contest, seeing action on both defense and special teams...(9/26) vs. Mia.: Started in the win, recording five tackles (two solo)...(10/4) at LAC: Started and recorded four tackles in the contest...(10/10) vs. Chi.: Finished with one tackle...(10/17) at Den.: Inactive...(10/24) vs. Phi.: Returned to action, finishing with four stops on defense...(11/7) at NYG: Recorded two tackles...(11/14) vs. KC: Started and recorded five tackles (two), including one tackle for loss...(11/21) vs. Cin.: Finished with two tackles...(11/25) at Dal.: Started and finished with three tackles (two) and one pass defended.

## JOHNATHAN HANKINS' NFL REGULAR SEASON DEFENSIVE STATISTICS

DATE	TEAM	GP	GS	TACKLES							INTERCEPTIONS							O. FUMB				ST				MISC	
				TK	S	A	TFL	YDS	SK	YDS	QBH	NO	YDS	LG	TD	PD	FF	FR	TD	YDS	TK	S	A	FF	FR	S	A
2013	Giants	11	0	16	9	7	2	2	0.0	0.0	2	0	0	0	0	0	0	0	0	0	0	0	0	0	0	0	0
2014	Giants	16	16	51	30	21	8	37	7.0	53.0	13	0	0	0	0	3	1	0	0	0	0	0	0	0	0	0	0
2015	Giants	9	9	30	21	9	1	0	0.0	0.0	2	0	0	0	0	1	1	0	0	0	0	0	0	0	0	0	0
2016	Giants	16	16	43	29	14	8	6	3.0	16.5	10	0	0	0	0	0	1	0	0	0	0	0	0	0	0	0	0
2017	Colts	15	15	44	24	20	4	7	2.0	3.0	5	0	0	0	0	3	0	0	0	0	0	0	0	0	0	0	0
2018	Raiders	15	14	36	21	15	4	9	0.0	0.0	2	0	0	0	0	0	0	2	0	0	0	0	0	0	0	0	0
2019	Raiders	16	16	50	28	22	7	13	1.5	7.5	6	0	0	0	0	1	0	0	0	0	0	0	0	0	0	0	0
2020	Raiders	16	16	48	27	21	1	9	1.0	9.0	4	0	0	0	0	0	0	1	0	0	0	0	0	0	0	0	0
2021	Raiders	10	10	29	11	18	1	1	0.0	0.0	2	0	0	0	0	1	0	0	0	0	0	0	0	0	0	0	0
NFL TOTALS		124	112	347	200	147	36	84	14.5	89.0	46	0	0	0	0	9	3	3	0	0	0	0	0	0	0	0	0

## JOHNATHAN HANKINS' 2021 GXG REGULAR-SEASON STATISTICS (RAIDERS)

			TACKLES								INTERCEPTIONS					O. FUMB				ST					MISC														
DATE	OPPONENT	P/S	TK	S	A	SK	YDS	TFL	YDS	QBH	NO	YDS	LG	TD	PD	FF	FR	TD	YDS	TK	S	A	FF	FR	S	A	W/L	SCORE											
09/13	Ravens	S	2	0	2	0.0	0.0	0	0	1	0	0	0	0	0	0	0	0	0	0	0	0	0	0	0	0	W	33-27+											
09/19	at Steelers	S	0	0	0	0.0	0.0	0	0	0	0	0	0	0	0	0	0	0	0	0	0	0	0	0	0	0	W	26-17											
09/26	Dolphins	S	5	2	3	0.0	0.0	0	0	1	0	0	0	0	0	0	0	0	0	0	0	0	0	0	0	0	W	31-28+											
10/04	at Chargers	S	4	1	3	0.0	0.0	0	0	0	0	0	0	0	0	0	0	0	0	0	0	0	0	0	0	0	L	14-28											
10/10	Bears	S	1	1	0	0.0	0.0	0	0	0	0	0	0	0	0	0	0	0	0	0	0	0	0	0	0	0	L	9-20											
10/17	at Broncos		ON INACTIVE LIST																																			W	34-24
10/24	Eagles	S	5	1	4	0.0	0.0	0	0	0	0	0	0	0	0	0	0	0	0	0	0	0	0	0	0	0	W	33-22											
11/07	at Giants	S	2	1	1	0.0	0.0	0	0	0	0	0	0	0	0	0	0	0	0	0	0	0	0	0	0	0	L	16-23											
11/14	Chiefs	S	5	2	3	0.0	0.0	1	1	0	0	0	0	0	0	0	0	0	0	0	0	0	0	0	0	0	L	14-41											
11/21	Bengals	S	2	1	1	0.0	0.0	0	0	0	0	0	0	0	0	0	0	0	0	0	0	0	0	0	0	0	L	13-32											
11/25	at Cowboys	S	3	2	1	0.0	0.0	0	0	0	0	0	0	0	1	0	0	0	0	0	0	0	0	0	0	0	W	36-33+											
2021 TOTALS		10-10	29	11	18	0.0	0.0	1	1	2	0	0	0	0	1	0	0	0	0	0	0	0	0	0	0	0	6-5												

+ - Overtime



# CASEY HAYWARD JR.

# 29

**POSITION: CB**
**HT/WT: 5-11/192**
**ACQUIRED: UFA -'21 (LAC)**
**BORN: 09/09/89**
**RAIDERS SEASON: 1**
**NFL SEASON: 10**
**COLLEGE: Vanderbilt**
**HOMETOWN: Perry, Ga.**

**2021: (9/13) vs. Bal.:** Made his Raiders debut at cornerback, recording two tackles (two solo) in the win...**(9/19) at Pit.:** Started and saw extensive action on defense, recording two tackles (one) and tying the team lead with two passes defended...**(9/26) vs. Mia.:** Started in the win, recording four tackles...**(10/4) at LAC:** Started and recorded two tackles...**(10/10) vs. Chi.:** Played every snap, finishing with three tackles (three) and one pass defended...**(10/17) at Den.:** Finished with three tackles and one pass defended...**(10/24) vs. Phi.:** Recorded two stops on defense in the win...**(11/7) at NYG:** Recorded one tackle...**(11/14) vs. KC:** Started and recorded two tackles...**(11/21) vs. Cin.:** Finished with four tackles (two)...**(11/25) at Dal.:** Recorded six tackles (five) in the win.

## CASEY HAYWARD JR.'S NFL REGULAR SEASON DEFENSIVE STATISTICS


DATE	TEAM	GP	GS	TACKLES							INTERCEPTIONS							O. FUMB				ST				MISC	
				TK	S	A	TFL	YDS	SK	YDS	QBH	NO	YDS	LG	TD	PD	FF	FR	TD	YDS	TK	S	A	FF	FR	S	A
2012	Packers	16	7	48	35	13	1	0	0.0	0.0	1	6	81	24	0	20	1	0	0	0	5	5	0	0	0	0	0
2013	Packers	3	1	8	5	3	0	0	0.0	0.0	0	0	0	0	0	0	0	0	0	0	0	0	0	0	0	0	0
2014	Packers	16	1	36	28	8	2	4	0.0	0.0	1	3	113	82t	1	7	0	2	1	49	6	5	1	0	0	0	0
2015	Packers	16	11	63	55	8	3	5	0.0	0.0	1	0	0	0	0	7	0	0	0	0	2	1	1	0	0	0	0
2016	Chargers	16	14	57	50	7	1	2	0.0	0.0	0	7	102	31	1	20	0	0	0	0	1	1	0	0	0	0	0
2017	Chargers	16	16	40	33	7	2	4	0.0	0.0	0	4	7	7	0	22	1	2	0	11	0	0	0	0	0	0	0
2018	Chargers	16	16	46	41	5	1	2	0.0	0.0	0	0	0	0	0	8	0	0	0	0	0	0	0	0	0	0	0
2019	Chargers	16	16	32	28	4	0	0	0.0	0.0	0	2	37	37	0	8	0	0	0	0	0	0	0	0	0	0	0
2020	Chargers	14	13	41	36	5	0	0	0.0	0.0	0	1	9	9	0	8	0	0	0	0	0	0	0	0	0	0	0
2021	Raiders	11	11	31	28	3	3	2	0.0	0.0	0	0	0	0	0	4	0	0	0	0	0	0	0	0	0	0	0
<b>NFL TOTALS</b>		<b>140</b>	<b>106</b>	<b>402</b>	<b>339</b>	<b>63</b>	<b>13</b>	<b>19</b>	<b>0.0</b>	<b>0.0</b>	<b>3</b>	<b>23</b>	<b>349</b>	<b>82T</b>	<b>2</b>	<b>104</b>	<b>2</b>	<b>4</b>	<b>1</b>	<b>60</b>	<b>14</b>	<b>12</b>	<b>2</b>	<b>0</b>	<b>0</b>	<b>0</b>	<b>0</b>

## CASEY HAYWARD JR.'S 2021 GXG REGULAR-SEASON STATISTICS (RAIDERS)

DATE	OPPONENT	P/S	TACKLES							INTERCEPTIONS							O. FUMB				ST				MISC		W/L	SCORE
			TK	S	A	SK	YDS	TFL	YDS	QBH	NO	YDS	LG	TD	PD	FF	FR	TD	YDS	TK	S	A	FF	FR	S	A		
09/13	Ravens	S	2	2	0	0.0	0.0	0	0	0	0	0	0	0	0	0	0	0	0	0	0	0	0	0	0	0	W	33-27+
09/19	at Steelers	S	2	1	1	0.0	0.0	0	0	0	0	0	0	0	2	0	0	0	0	0	0	0	0	0	0	0	W	26-17
09/26	Dolphins	S	4	4	0	0.0	0.0	1	1	0	0	0	0	0	0	0	0	0	0	0	0	0	0	0	0	0	W	31-28+
10/04	at Chargers	S	2	2	0	0.0	0.0	1	1	0	0	0	0	0	0	0	0	0	0	0	0	0	0	0	0	0	L	14-28
10/10	Bears	S	3	3	0	0.0	0.0	0	0	0	0	0	0	0	1	0	0	0	0	0	0	0	0	0	0	0	L	9-20
10/17	at Broncos	S	3	3	0	0.0	0.0	0	0	0	0	0	0	0	1	0	0	0	0	0	0	0	0	0	0	0	W	34-24
10/24	Eagles	S	2	2	0	0.0	0.0	0	0	0	0	0	0	0	0	0	0	0	0	0	0	0	0	0	0	0	W	33-22
11/07	at Giants	S	1	1	0	0.0	0.0	0	0	0	0	0	0	0	0	0	0	0	0	0	0	0	0	0	0	0	L	16-23
11/14	Chiefs	S	2	2	0	0.0	0.0	0	0	0	0	0	0	0	0	0	0	0	0	0	0	0	0	0	0	0	L	14-41
11/21	Bengals	S	4	3	1	0.0	0.0	1	0	0	0	0	0	0	0	0	0	0	0	0	0	0	0	0	0	0	L	13-32
11/25	at Cowboys	S	6	5	1	0.0	0.0	0	0	0	0	0	0	0	0	0	0	0	0	0	0	0	0	0	0	0	W	36-33+
<b>2021 TOTALS</b>		<b>11-11</b>	<b>31</b>	<b>28</b>	<b>3</b>	<b>0.0</b>	<b>0.0</b>	<b>3</b>	<b>2</b>	<b>0</b>	<b>0</b>	<b>0</b>	<b>0</b>	<b>0</b>	<b>4</b>	<b>0</b>	<b>0</b>	<b>0</b>	<b>0</b>	<b>0</b>	<b>0</b>	<b>0</b>	<b>0</b>	<b>0</b>	<b>0</b>	<b>0</b>	<b>6-5</b>	

+ - Overtime





# DANIEL HELM

# 86

**POSITION:** TE  
**HT/WT:** 6-4/255  
**ACQUIRED:** FA-'21  
**BORN:** 04/20/95

**RAIDERS SEASON:** 1  
**NFL SEASON:** 2  
**COLLEGE:** Duke  
**HOMETOWN:** Chatham, IL

**2021: (11/7) at NYG:** Made his NFL debut, appearing on both offense and special teams in a reserve role...**(11/14) vs. KC:** Saw limited action on both offense and special teams...**(11/21) vs. Cin.:** Appeared primarily on special teams and saw limited action on offense...**(11/25) at Dal.:** Saw action on offense and special teams.

## DANIEL HELM'S NFL REGULAR SEASON RUSHING/RECEIVING STATISTICS

DATE	TEAM	GP	GS	RECEIVING					RUSHING				
				NO.	YDS.	AVG.	LG	TD	NO.	YDS.	AVG.	LG	TD
2019	49ers	0	0	0	0	0.0	0	0	0	0	0.0	0	0
2021	49ers	0	0	0	0	0.0	0	0	0	0	0.0	0	0
Went from San Francisco to Las Vegas.													
2021	Raiders	4	0	0	0	0.0	0	0	0	0	0.0	0	0
2021	TOTAL	4	0	0	0	0.0	0	0	0	0	0.0	0	0
NFL TOTALS		4	0	0	0	0.0	0	0	0	0	0.0	0	0

## DANIEL HELM'S NFL REGULAR SEASON RETURN STATISTICS

KICKOFF RETURNS							PUNT RETURNS					
DATE	TEAM	RET.	YDS.	AVG.	LG	TD	NO.	FC	YDS.	AVG.	LG	TD
2019	49ers	0	0	0.0	0	0	0	0	0	0.0	0	0
2021	49ers	0	0	0.0	0	0	0	0	0	0.0	0	0
Went from San Francisco to Las Vegas.												
2021	Raiders	0	0	0.0	0	0	0	0	0	0.0	0	0
2021	TOTAL	0	0	0.0	0	0	0	0	0	0.0	0	0
NFL TOTALS		0	0	0.0	0	0	0	0	0	0.0	0	

## DANIEL HELM'S 2021 GXG REGULAR-SEASON STATISTICS (49ERS/RAIDERS)

DATE	OPPONENT	P/S	RECEIVING					RUSHING					W/L	SCORE
			NO.	YDS.	AVG.	LG	TD	NO.	YDS.	AVG.	LG	TD		
09/12	at Lions												W	41-33
09/19	at Eagles												W	17-11
09/26	Packers												L	28-30
10/03	Seahawks												L	21-28
10/10	at Cardinals												L	10-17
10/24	Colts												L	18-30
Went from 49ers to Raiders.														
11/07	at Giants	P	0	0	0.0	0	0	0	0	0.0	0	0	L	16-23
11/14	Chiefs	P	0	0	0.0	0	0	0	0	0.0	0	0	L	14-41
11/21	Bengals	P	0	0	0.0	0	0	0	0	0.0	0	0	L	13-32
11/25	at Cowboys	P	0	0	0.0	0	0	0	0	0.0	0	0	W	36-33+
2021 TOTALS		4-0	0	0	0.0	0	0	0	0	0.0	0	0	3-7	

+ - Overtime



# NATE HOBBS

# 39

**POSITION:** CB

**HT/WT:** 6-1/196

**ACQUIRED:** D5 - '21

**BORN:** 06/24/99

**RAIDERS SEASON:** R

**NFL SEASON:** R

**COLLEGE:** Illinois

**HOMETOWN:** Louisville, Ky.

**2021: (9/13) vs. Bal.:** Made his NFL debut, recording two tackles in the win...**(9/19) at Pit.:** Tied for third on the team with six tackles (four solo)...**(9/26) vs. Mia.:** Started in the win, recording three tackles...**(10/4) at LAC:** Recorded four tackles (two) in the contest...**(10/10) vs. Chi.:** Finished with four tackles (three) and one pass defended...**(10/17) at Den.:** Recorded a career-high 10 tackles (six), finishing third on the team...Added one stop on special teams...**(10/24) vs. Phi.:** Finished with one tackle in the win...**(11/7) at NYG:** Started and recorded three tackles (two) and his first career sack, taking down QB Daniel Jones for a loss of five yards...Added one stop on special teams...**(11/14) vs. KC:** Started and tallied six tackles (five) and one forced fumble...**(11/21) vs. Cin.:** Finished with four tackles (three)...**(11/25) at Dal.:** Recorded four tackles on defense, adding one stop on special teams.


## NATE HOBBS' NFL REGULAR SEASON DEFENSIVE STATISTICS

DATE	TEAM	GP	GS	TACKLES							QBH	INTERCEPTIONS						O. FUMB				ST				MISC	
				TK	S	A	TFL	YDS	SK	YDS		NO	YDS	LG	TD	PD	FF	FR	TD	YDS	TK	S	A	FF	FR	S	A
2021	Raiders	11	7	48	35	13	1	6	1.0	6.0	3	0	0	0	0	1	1	0	0	0	3	1	2	0	0	0	0
<b>NFL TOTALS</b>		<b>11</b>	<b>7</b>	<b>48</b>	<b>35</b>	<b>13</b>	<b>1</b>	<b>6</b>	<b>1.0</b>	<b>6.0</b>	<b>3</b>	<b>0</b>	<b>0</b>	<b>0</b>	<b>0</b>	<b>1</b>	<b>1</b>	<b>0</b>	<b>0</b>	<b>0</b>	<b>3</b>	<b>1</b>	<b>2</b>	<b>0</b>	<b>0</b>	<b>0</b>	<b>0</b>

## NATE HOBBS' 2021 GXG REGULAR-SEASON STATISTICS (RAIDERS)

			TACKLES								INTERCEPTIONS					O. FUMB				ST					MISC		W/L	SCORE
DATE	OPPONENT	P/S	TK	S	A	SK	YDS	TFL	YDS	QBH	NO	YDS	LG	TD	PD	FF	FR	TD	YDS	TK	S	A	FF	FR	S	A		
09/13	Ravens	S	2	2	0	0.0	0.0	0	0	0	0	0	0	0	0	0	0	0	0	0	0	0	0	0	0	0	W	33-27+
09/19	at Steelers	S	6	4	2	0.0	0.0	0	0	0	0	0	0	0	0	0	0	0	0	0	0	0	0	0	0	0	W	26-17
09/26	Dolphins	S	3	3	0	0.0	0.0	0	0	0	0	0	0	0	0	0	0	0	0	0	0	0	0	0	0	0	W	31-28+
10/04	at Chargers	S	4	2	2	0.0	0.0	0	0	0	0	0	0	0	0	0	0	0	0	0	0	0	0	0	0	0	L	14-28
10/10	Bears	P	5	3	2	0.0	0.0	0	0	0	0	0	0	0	1	0	0	0	0	0	0	0	0	0	0	0	L	9-20
10/17	at Broncos	P	10	6	4	0.0	0.0	0	0	0	0	0	0	0	0	0	0	0	0	0	1	0	1	0	0	0	W	34-24
10/24	Eagles	S	1	1	0	0.0	0.0	0	0	0	0	0	0	0	0	0	0	0	0	0	0	0	0	0	0	0	W	33-22
11/07	at Giants	S	3	2	1	1.0	6.0	1	6	3	0	0	0	0	0	0	0	0	0	1	0	1	0	0	0	0	L	16-23
11/14	Chiefs	S	6	5	1	0.0	0.0	0	0	0	0	0	0	0	0	0	1	0	0	0	0	0	0	0	0	0	L	14-41
11/21	Bengals	P	4	3	1	0.0	0.0	0	0	0	0	0	0	0	0	0	0	0	0	0	0	0	0	0	0	0	L	13-32
11/25	at Cowboys	P	4	4	0	0.0	0.0	0	0	0	0	0	0	0	0	0	0	0	0	0	1	1	0	0	0	0	W	36-33+
2021 TOTALS		11-7	48	35	13	1.0	6.0	1	6	3	0	0	0	0	1	1	0	0	0	3	1	2	0	0	0	0	6-5	

+ - Overtime



# DESEAN JACKSON

# 1

**POSITION: WR**
**HT/WT: 5-10/175**
**ACQUIRED: FA-'21**
**BORN: 12/01/86**
**RAIDERS SEASON: 1**
**NFL SEASON: 14**
**COLLEGE: California**
**HOMETOWN: Long Beach, California**

**(11/14) vs. KC:** Made his Raiders debut and recorded one reception for 38 yards...**(11/21) vs. Cin.:** Recorded one carry for four yards...**(11/25) at Dal.:** Finished with three receptions for 102 yards with one TD.

## DESEAN JACKSON'S NFL REGULAR SEASON RUSHING/RECEIVING STATISTICS

DATE	TEAM	GP	GS	RECEIVING					RUSHING				
				NO.	YDS.	AVG.	LG	TD	NO.	YDS.	AVG.	LG	TD
2008	Eagles	16	15	62	912	14.7	60	2	17	96	5.6	21	1
2009	Eagles	15	15	62	1,156	18.6	71t	9	11	137	12.5	67t	1
2010	Eagles	14	14	47	1,056	22.5	91t	6	16	104	6.5	31t	1
2011	Eagles	15	15	58	961	16.6	62t	4	7	41	5.9	18	0
2012	Eagles	11	11	45	700	15.6	77t	2	3	-7	-2.3	5	0
2013	Eagles	16	16	82	1,332	16.2	61t	9	3	2	0.7	8	0
2014	Washington	15	13	56	1,169	20.9	81t	6	4	7	1.8	9	0
2015	Washington	9	9	30	528	17.6	77t	4	0	0	0.0	0	0
2016	Washington	15	15	56	1,005	17.9	80t	4	0	0	0.0	0	0
2017	Buccaneers	14	13	50	668	13.4	41	3	3	38	12.7	23	0
2018	Buccaneers	12	10	41	774	18.9	75t	4	6	29	4.8	14t	1
2019	Eagles	3	3	9	159	17.7	53t	2	0	0	0.0	0	0
2020	Eagles	5	5	14	236	16.9	81t	1	1	12	12.0	12	0
2021	Rams	7	0	8	221	27.6	75t	1	0	0	0.0	0	0
Went from L.A. Rams to Las Vegas.													
2021	Raiders	3	0	4	140	35.0	56t	1	1	4	4.0	4	0
2021	TOTAL	10	0	12	361	30.1	75t	2	1	4	4.0	4	0
NFL TOTALS		170	154	624	11,017	17.7	91T	58	72	463	6.4	67T	4

## DESEAN JACKSON'S NFL REGULAR SEASON RETURN STATISTICS

KICKOFF RETURNS							PUNT RETURNS					
DATE	TEAM	RET.	YDS.	AVG.	LG	TD	NO.	FC	YDS.	AVG.	LG	TD
2008	Eagles	1	12	12.0	12	0	50	17	440	8.8	68t	1
2009	Eagles	1	0	0.0	0	0	29	15	441	15.2	85t	2
2010	Eagles	0	0	0.0	0	0	20	8	231	11.6	65t	1
2011	Eagles	1	7	7.0	7	0	17	12	114	6.7	51	0
2012	Eagles	0	0	0.0	0	0	1	0	-3	-3.0	0	0
2013	Eagles	1	10	10.0	10	0	14	8	71	5.1	32	0
2014	Washington	0	0	0.0	0	0	1	2	0	0.0	0	0
2015	Washington	1	8	8.0	8	0	2	1	-5	-2.5	2	0
2016	Washington	0	0	0.0	0	0	0	0	0	0.0	0	0
2017	Buccaneers	0	0	0.0	0	0	0	0	0	0.0	0	0
2018	Buccaneers	0	0	0.0	0	0	5	0	24	4.8	11	0
2019	Eagles	0	0	0.0	0	0	0	0	0	0.0	0	0
2020	Eagles	0	0	0.0	0	0	1	1	2	2.0	2	0
2021	Rams	0	0	0.0	0	0	0	0	0	0.0	0	0
Went from L.A. Rams to Las Vegas.												
2021	Raiders	0	0	0.0	0	0	0	0	0	0.0	0	0
2021	TOTAL	0	0	0.0	0	0	0	0	0	0.0	0	0
NFL TOTALS		5	37	7.4	12	0	140	64	1,315	9.4	85T	4

## 100-YARD RECEIVING GAMES (39): REGULAR SEASON

DATE	TEAM	NO.	YDS.	AVG.	LG	TD
09/07/08	RAMS	6	106	17.7	47	0
09/15/08	at Cowboys	6	110	18.3	60	0
09/20/09	SAINTS	4	101	25.3	71t	1
09/27/09	CHIEFS	6	149	24.8	64t	1
11/22/09	at Bears	8	107	13.4	48t	1
12/13/09	at Giants	6	178	29.7	60t	1
12/20/09	49ERS	6	140	23.3	59	1
09/19/10	at Lions	4	135	33.8	53	1
09/26/10	at Jaguars	5	153	30.6	61t	1
11/07/10	COLTS	7	109	15.6	58	1
12/12/10	at Cowboys	4	210	52.5	91t	1
09/11/11	at Rams	6	102	17.0	41	1
10/02/11	49ERS	6	171	28.5	61	0
09/16/12	RAVENS	7	114	16.3	49	0
11/05/12	at Saints	3	100	33.3	77t	1
09/09/13	at Washingto n	7	104	14.9	26	1
09/15/13	CHARGERS	9	193	21.4	61t	1
10/06/13	at Giants	7	132	18.9	56	1
11/03/13	at Raiders	5	150	30.0	59	1
12/15/13	at Vikings	10	195	19.5	51	1
09/21/14	at Eagles	5	117	23.4	81t	1
10/06/14	SEAHAWKS	5	157	31.4	60t	1
10/12/14	at Cardinals	3	115	38.3	64t	1
10/27/14	at Cowboys	6	136	22.7	49	0
11/02/14	at Vikings	4	120	30.0	56	1
12/20/14	EAGLES	4	126	31.5	55	0
12/20/15	BILLS	6	153	25.5	77t	1
09/12/16	STEELERS	6	102	17.0	33	0
11/24/16	at Cowboys	4	118	29.5	67t	1
12/11/16	at Eagles	3	102	34.0	80t	1
12/19/16	PANTHERS	7	111	15.9	23	0
12/24/16	at Bears	5	114	22.8	57	0
10/05/17	PATRIOTS	5	106	21.2	41	0
09/09/18	at Saints	5	146	29.2	58t	2
09/16/18	EAGLES	4	129	32.3	75t	1
09/30/18	at Bears	5	112	22.4	48	0
09/08/19	WASHINGTON	8	154	19.3	53t	2
09/26/21	BUCCANEERS	3	120	40.0	75t	1
11/25/21	at Cowboys	3	102	34.0	56t	1

## DESEAN JACKSON'S 2021 GXG REGULAR-SEASON STATISTICS (RAMS/RAIDERS)

DATE	OPPONENT	P/S	RECEIVING					RUSHING					W/L	SCORE
			NO.	YDS.	AVG.	LG	TD	NO.	YDS.	AVG.	LG	TD		
09/12	Bears	P	2	21	10.5	18	0	0	0	0.0	0	0	W	34-14
09/19	at Colts	P	0	0	0.0	0	0	0	0	0.0	0	0	W	27-24
09/26	Buccaneers	P	3	120	40.0	75t	1	0	0	0.0	0	0	W	34-24
10/03	Cardinals	P	1	6	6.0	6	0	0	0	0.0	0	0	L	20-37
10/07	at Seahawks	P	1	68	68.0	68	0	0	0	0.0	0	0	W	26-17
10/17	at Giants	P	1	6	6.0	6	0	0	0	0.0	0	0	W	38-11
10/24	Lions	P	0	0	0.0	0	0	0	0	0.0	0	0	W	28-19
10/31	at Texans												W	38-22
ON INACTIVE LIST														
Went from Rams to Raiders.														
11/14	Chiefs	P	1	38	38.0	38	0	0	0	0.0	0	0	L	14-41
11/21	Bengals	P	0	0	0.0	0	0	1	4	4.0	4	0	L	13-32
11/25	at Cowboys	P	3	102	34.0	56t	1	0	0	0.0	0	0	W	36-33+
2021 TOTALS		10-0	12	361	30.1	75T	2	1	4	4.0	4	0	8-3	

+ - Overtime



# JOSH JACOBS

# 28

**POSITION: RB**
**HT/WT: 5-10/220**
**ACQUIRED: D1B-'19**
**BORN: 11/02/98**
**RAIDERS SEASON: 3**
**NFL SEASON: 3**
**COLLEGE: Alabama**
**HOMETOWN: Tulsa, Okla.**

**2021: (9/13) vs. Bal.:** Finished the contest with 10 carries for 34 yards with two TDs, marking his eighth multi-TD rushing performance of his career...**(9/19) at Pit.:** Inactive...**(9/26) vs. Mia.:** Inactive...**(10/4) at LAC:** Returned to action and finished with 13 carries for 40 yards, while adding five receptions for 17 yards...**(10/10) vs. Chi.:** Started and led the team with 15 carries for 48 yards with one TD...Added four receptions for 19 yards...**(10/17) at Den.:** Rushed for 53 yards on 16 carries with one TD, while adding 29 receiving yards on one reception...His 23 career rushing TDs are the second-most through a player's first 32 games in Raiders history...**(10/24) vs. Phi.:** Recorded six carries for 29 yards with one TD in the win before exiting early due to injury...**(11/7) at NYG:** Finished with 76 rushing yards on 13 carries, while adding four receptions for 19 yards...**(11/14) vs. KC:** Finished with 36 scrimmage yards (16 rushing and 20 receiving)...**(11/21) vs. Cin.:** Recorded nine carries for 37 yards and added five receptions for 24 yards...**(11/25) at Dal.:** Finished with 87 rushing yards on 22 carries with one TD...Added two receptions for 25 yards.

## JOSH JACOBS' NFL REGULAR SEASON RUSHING/RECEIVING STATISTICS

DATE	TEAM	GP	GS	RUSHING					RECEIVING				
				NO.	YDS.	AVG.	LG	TD	NO.	YDS.	AVG.	LG	TD
2019	Raiders	13	13	242	1,150	4.8	51	7	20	166	8.3	28	0
2020	Raiders	15	15	273	1,065	3.9	28t	12	33	238	7.2	29	0
2021	Raiders	9	8	111	420	3.8	21	6	30	198	6.6	29	0
<b>NFL TOTALS</b>		<b>37</b>	<b>36</b>	<b>626</b>	<b>2,635</b>	<b>4.2</b>	<b>51</b>	<b>25</b>	<b>83</b>	<b>602</b>	<b>7.3</b>	<b>29</b>	<b>0</b>

## JOSH JACOBS' NFL REGULAR SEASON RETURN STATISTICS

KICKOFF RETURNS							PUNT RETURNS					
DATE	TEAM	RET.	YDS.	AVG.	LG	TD	NO.	FC	YDS.	AVG.	LG	TD
2019	Raiders	0	0	0.0	0	0	0	0	0	0.0	0	0
2020	Raiders	0	0	0.0	0	0	0	0	0	0.0	0	0
2021	Raiders	0	0	0.0	0	0	0	0	0	0.0	0	0
NFL TOTALS		0	0	0.0	0	0	0	0	0	0.0	0	0

## 100-YARD RUSHING GAMES (7): REGULAR SEASON

DATE	TEAM	ATT.	YDS.	AVG.	LG	TD
10/06/19	BEARS	26	123	4.7	21	2
10/20/19	at Packers	21	124	5.9	42	0
11/03/19	LIONS	28	120	4.3	17	2
11/17/19	BENGALS	23	112	4.9	21	0
12/01/19	at Chiefs	17	104	6.1	35	0
11/01/20	at Browns	31	129	4.2	16	0
11/15/20	BRONCOS	21	112	5.3	24	2

**JOSH JACOBS' 2021 GXG REGULAR-SEASON STATISTICS (RAIDERS)**

DATE	OPPONENT	P/S	RUSHING					RECEIVING					W/L	SCORE
			NO.	YDS.	AVG.	LG	TD	NO.	YDS.	AVG.	LG	TD		
09/13	Ravens	S	10	34	3.4	15t	2	1	6	6.0	6	0	W	33-27+
09/19	at Steelers							ON INACTIVE LIST					W	26-17
09/26	Dolphins							ON INACTIVE LIST					W	31-28+
10/04	at Chargers	S	13	40	3.1	10	0	5	17	3.4	9	0	L	14-28
10/10	Bears	S	15	48	3.2	11	1	4	19	4.8	8	0	L	9-20
10/17	at Broncos	S	16	53	3.3	6	1	1	29	29.0	29	0	W	34-24
10/24	Eagles	S	6	29	4.8	9	1	3	39	13.0	20	0	W	33-22
11/07	at Giants	S	13	76	5.8	14	0	4	19	4.8	8	0	L	16-23
11/14	Chiefs	S	7	16	2.3	5	0	5	20	4.0	12	0	L	14-41
11/21	Bengals	P	9	37	4.1	18	0	5	24	4.8	8	0	L	13-32
11/25	at Cowboys	S	22	87	4.0	21	1	2	25	12.5	17	0	W	36-33+
<b>2021 TOTALS</b>		<b>9-8</b>	<b>111</b>	<b>420</b>	<b>3.8</b>	<b>21</b>	<b>6</b>	<b>30</b>	<b>198</b>	<b>6.6</b>	<b>29</b>	<b>0</b>	<b>6-5</b>	

+ - Overtime





# ANDRE JAMES

68

POSITION: C

HT/WT: 6-4/300

ACQUIRED: FA-'19

BORN: 02/05/97

RAIDERS SEASON: 3

NFL SEASON: 3

COLLEGE: UCLA

HOMETOWN: Herriman, Utah

**2021: (9/13) vs. Bal.:** Started at center in the season opener..Helped allow QB Derek Carr to record 435 passing yards, marking the third-most of his career...(9/19) **at Pit.:** Started at center in the win, helping Carr complete 28-of-37 passes for 382 yards with two TDs for a passer rating of 126.2...(9/26) **vs. Mia.:** Started at center in the win...Helped pave the way for a season-high 497 yards of total offense, including 140 rushing yards...Allowed Carr to complete 26-of-43 passing for 386 yards, marking his third consecutive game with at least 325 passing yards...(10/4) **at LAC:** Started at center in the contest, while also seeing action on special teams...(10/10) **vs. Chi.:** Started at center and helped pave the way for RB Josh Jacobs' third rushing TD of the season...(10/17) **at Den.:** Started at center and helped Carr finish with 18-of-27 passing for 341 yards and two TDs for a passer rating of 134.4, marking the sixth-highest rating in his career...(10/24) **vs. Phi.:** Started at center as part of a line that posted its first clean sheet of the season, while helping Carr complete 91.2 percent of his attempts (31-for-34)...(11/7) **at NYG:** Started at center and helped pave the way for 403 yards of total offense, including 117 on the ground...Also part of an offensive line that surrendered just one sack in the contest...(11/14) **vs. KC:** Started at center and helped the offense record 299 total net yards...(11/21) **vs. Cin.:** Started at center, helping the offense record 278 total net yards...(11/25) **at Dal.:** Started at center as part of an offensive line that paved the way for 509 total net yards, including 143 yards on the ground.

## ANDRE JAMES' NFL REGULAR SEASON STATISTICS

DATE	TEAM	GP	GS
2019	Raiders	12	1
2020	Raiders	16	0
2021	Raiders	11	11
NFL TOTALS		39	12

## ANDRE JAMES' 2021 GXG REGULAR-SEASON STATISTICS (RAIDERS)

DATE	OPPONENT	P/S	W/L	SCORE
09/13	Ravens	S	W	33-27+
09/19	at Steelers	S	W	26-17
09/26	Dolphins	S	W	31-28+
10/04	at Chargers	S	L	14-28
10/10	Bears	S	L	9-20
10/17	at Broncos	S	W	34-24
10/24	Eagles	S	W	33-22
11/07	at Giants	S	L	16-23
11/14	Chiefs	S	L	14-41
11/21	Bengals	S	L	13-32
11/25	at Cowboys	S	W	36-33+
2021 TOTALS		11-11	6-5	

+ - Overtime



# QUINTON JEFFERSON

# 77

**POSITION: DT**
**HT/WT: 6-4/291**
**ACQUIRED: UFA-'21 (BUF.)**
**BORN: 03/31/93**
**RAIDERS SEASON: 1**
**NFL SEASON: 6**
**COLLEGE: Maryland**
**HOMETOWN: Pittsburgh, Pa.**

**2021: (9/13) vs. Bal.:** Started in his Raiders debut, recording five tackles (four solo) and one forced fumble...**(9/19) at Pit.:** Started and recorded one tackle on defense...**(9/26) vs. Mia.:** Started and recorded four tackles, including one sack for a loss of five yards...**(10/4) at LAC:** Saw action on both defense and special teams...**(10/10) vs. Chi.:** Started and finished with five tackles (two)...**(10/17) at Den.:** Recorded four tackles (one) and one sack...**(10/24) vs. Phi.:** Recorded three tackles and one forced fumble in the win...**(11/7) at NYG:** Finished with four tackles...**(11/14) vs. KC:** Started and recorded three tackles (one)...**(11/21) vs. Cin.:** Recorded two tackles and one sack for a loss of eight yards...**(11/25) at Dal.:** Finished with two tackles.

## QUINTON JEFFERSON'S NFL REGULAR SEASON DEFENSIVE STATISTICS

				TACKLES								INTERCEPTIONS							O. FUMB				ST						MISC	
DATE	TEAM	GP	GS	TK	S	A	TFL	YDS	SK	YDS	QBH	NO	YDS	LG	TD	PD	FF	FR	TD	YDS	TK	S	A	FF	FR	S	A			
2016	Seahawks	3	0	1	0	1	0	0	0.0	0.0	0	0	0	0	0	0	0	0	0	0	0	0	0	0	0	0	0			
2017	Rams	0	0	0	0	0	0	0	0.0	0.0	0	0	0	0	0	0	0	0	0	0	0	0	0	0	0	0	0			
Went from L.A. Rams to Seattle.																														
2017	Seahawks	6	0	7	6	1	1	8	1.0	8.0	4	0	0	0	0	0	0	0	0	0	0	0	0	0	0	0	0			
2017	TOTAL	6	0	7	6	1	1	8	1.0	8.0	4	0	0	0	0	0	0	0	0	0	0	0	0	0	0	0	0			
2018	Seahawks	16	12	25	15	10	5	24	3.0	24.0	15	0	0	0	0	2	0	1	0	0	0	0	0	0	0	0	0			
2019	Seahawks	14	10	26	14	12	4	23	3.5	24.0	10	0	0	0	0	3	0	1	0	20	0	0	0	0	0	0	0			
2020	Bills	16	3	23	14	9	3	17	3.0	24.0	6	0	0	0	0	1	1	1	0	0	0	0	0	0	0	0	0			
2021	Raiders	11	11	33	10	23	2	13	3.0	20.5	10	0	0	0	0	0	2	0	0	0	0	0	0	0	0	0	0			
NFL TOTALS		66	36	115	59	56	15	85	13.5	100.5	45	0	0	0	0	6	3	3	0	20	0	0	0	0	0	0	0			

## QUINTON JEFFERSON'S 2021 GXG REGULAR-SEASON STATISTICS (RAIDERS)

DATE	OPPONENT	P/S	TACKLES							INTERCEPTIONS							O. FUMB				ST				MISC		W/L	SCORE
			TK	S	A	SK	YDS	TFL	YDS	QBH	NO	YDS	LG	TD	PD	FF	FR	TD	YDS	TK	S	A	FF	FR	S	A		
09/13	Ravens	S	5	1	4	0.0	0.0	0	0	0	0	0	0	0	0	1	0	0	0	0	0	0	0	0	0	0	W	33-27+
09/19	at Steelers	S	1	1	0	0.0	0.0	0	0	2	0	0	0	0	0	0	0	0	0	0	0	0	0	0	0	0	W	26-17
09/26	Dolphins	S	4	2	2	1.0	5.0	1	5	1	0	0	0	0	0	0	0	0	0	0	0	0	0	0	0	0	W	31-28+
10/04	at Chargers	S	0	0	0	0.0	0.0	0	0	1	0	0	0	0	0	0	0	0	0	0	0	0	0	0	0	0	L	14-28
10/10	Bears	S	5	1	4	0.0	0.0	0	0	0	0	0	0	0	0	0	0	0	0	0	0	0	0	0	0	0	L	9-20
10/17	at Broncos	S	4	1	3	1.0	7.5	0	0	2	0	0	0	0	0	0	0	0	0	0	0	0	0	0	0	0	W	34-24
10/24	Eagles	S	3	1	2	0.0	0.0	0	0	2	0	0	0	0	0	1	0	0	0	0	0	0	0	0	0	0	W	33-22
11/07	at Giants	S	4	0	4	0.0	0.0	0	0	0	0	0	0	0	0	0	0	0	0	0	0	0	0	0	0	0	L	16-23
11/14	Chiefs	S	3	1	2	0.0	0.0	0	0	1	0	0	0	0	0	0	0	0	0	0	0	0	0	0	0	0	L	14-41
11/21	Bengals	S	2	2	0	1.0	8.0	1	8	1	0	0	0	0	0	0	0	0	0	0	0	0	0	0	0	0	L	13-32
11/25	at Cowboys	S	2	0	2	0.0	0.0	0	0	0	0	0	0	0	0	0	0	0	0	0	0	0	0	0	0	0	W	36-33+
<b>2021 TOTALS</b>		<b>11-11</b>	<b>33</b>	<b>10</b>	<b>23</b>	<b>3.0</b>	<b>20.5</b>	<b>2</b>	<b>13</b>	<b>10</b>	<b>0</b>	<b>0</b>	<b>0</b>	<b>0</b>	<b>0</b>	<b>2</b>	<b>0</b>	<b>0</b>	<b>0</b>	<b>0</b>	<b>0</b>	<b>0</b>	<b>0</b>	<b>0</b>	<b>0</b>	<b>0</b>	<b>6-5</b>	

+ - Overtime



# ZAY JONES

7

**POSITION:** WR

**HT/WT:** 6-2/200

**ACQUIRED:** TR -'19 (BUF.)

**BORN:** 03/30/95

**RAIDERS SEASON:** 3

**NFL SEASON:** 5

**COLLEGE:** East Carolina

**HOMETOWN:** Austin, Texas

**2021: (9/13) vs. Bal.:** Recorded the game-winning TD in OT on a 31-yard pass from QB Derek Carr...Finished with two receptions for 46 yards...**(9/19) at Pit.:** Appeared on offense and special teams in the win...**(9/26) vs. Mia.:** Saw action on both offense and special teams, downing a punt at Miami's 1-yard line to set up a safety on the next play...**(10/4) at LAC:** Appeared on both offense and special teams...**(10/10) vs. Chi.:** Recorded one reception for six yards...**(10/17) at Den.:** Appeared on both offense and special teams...**(10/24) vs. Phi.:** Recorded one reception for 43 yards in the contest, marking a season long...**(11/7) at NYG:** Finished with one reception for 20 yards...**(11/14) vs. KC:** Started on offense and recorded one reception for 22 yards...**(11/21) vs. Cin.:** Recorded on reception for 20 yards...**(11/25) at Dal.:** Finished with five receptions for 59 yards, adding one carry for four yards.

## ZAY JONES' NFL REGULAR SEASON RUSHING/RECEIVING STATISTICS

DATE	TEAM	GP	GS	RECEIVING					RUSHING				
				NO.	YDS.	AVG.	LG	TD	NO.	YDS.	AVG.	LG	TD
2017	Bills	15	10	27	316	11.7	33	2	0	0	0.0	0	0
2018	Bills	16	15	56	652	11.6	57	7	1	0	0.0	0	0
2019	Bills	5	2	7	69	9.9	23	0	0	0	0.0	0	0
Went from Buffalo to Oakland.													
2019	Raiders	10	7	20	147	7.4	16	0	1	3	3.0	3	0
2019	TOTAL	15	9	27	216	8.0	23	0	1	3	3.0	3	0
2020	Raiders	16	2	14	154	11.0	37	1	0	0	0.0	0	0
2021	Raiders	11	3	14	236	16.9	43	1	1	4	4.0	4	0
<b>NFL TOTALS</b>		<b>73</b>	<b>39</b>	<b>138</b>	<b>1,574</b>	<b>11.4</b>	<b>57</b>	<b>11</b>	<b>3</b>	<b>7</b>	<b>2.3</b>	<b>4</b>	<b>0</b>

## ZAY JONES' 2021 GXG REGULAR-SEASON STATISTICS (RAIDERS)

DATE	OPPONENT	P/S	RECEIVING					RUSHING					W/L	SCORE
			NO.	YDS.	AVG.	LG	TD	NO.	YDS.	AVG.	LG	TD		
09/13	Ravens	P	2	46	23.0	31t	1	0	0	0.0	0	0	W	33-27+
09/19	at Steelers	P	0	0	0.0	0	0	0	0	0.0	0	0	W	26-17
09/26	Dolphins	P	1	15	15.0	15	0	0	0	0.0	0	0	W	31-28+
10/04	at Chargers	P	1	5	5.0	5	0	0	0	0.0	0	0	L	14-28
10/10	Bears	P	1	6	6.0	6	0	0	0	0.0	0	0	L	9-20
10/17	at Broncos	P	0	0	0.0	0	0	0	0	0.0	0	0	W	34-24
10/24	Eagles	P	1	43	43.0	43	0	0	0	0.0	0	0	W	33-22
11/07	at Giants	S	1	20	20.0	20	0	0	0	0.0	0	0	L	16-23
11/14	Chiefs	S	1	22	22.0	22	0	0	0	0.0	0	0	L	14-41
11/21	Bengals	S	1	20	20.0	20	0	0	0	0.0	0	0	L	13-32
11/25	at Cowboys	P	5	59	11.8	35	0	1	4	4.0	4	0	W	36-33+
<b>2021 TOTALS</b>		<b>11-3</b>	<b>14</b>	<b>236</b>	<b>16.9</b>	<b>43</b>	<b>1</b>	<b>1</b>	<b>4</b>	<b>4.0</b>	<b>4</b>	<b>0</b>	<b>6-5</b>	

+ - Overtime



# MALCOLM KOONCE

# 51

**POSITION:** DE  
**HT/WT:** 6-2/249  
**ACQUIRED:** D3A - '21  
**BORN:** 06/06/98

**RAIDERS SEASON:** R  
**NFL SEASON:** R  
**COLLEGE:** Buffalo  
**HOMETOWN:** Peekskill, N.Y.

**2021:** (9/13) vs. Bal.: Inactive...(9/19) at Pit.: Did not play...(9/26) vs. Mia.: Inactive...(10/4) at LAC: Inactive...(10/10) vs. Chi.: Inactive...(10/17) at Den.: Inactive...(10/24) vs. Phi.: Inactive...(11/7) at NYG: Inactive...(11/14) vs. KC: Inactive...(11/21) vs. Cin.: Inactive...(11/25) at Dal.: Inactive.

## MALCOLM KOONCE'S NFL REGULAR SEASON DEFENSIVE STATISTICS

				TACKLES								INTERCEPTIONS						O. FUMB				ST						MISC	
DATE	TEAM	GP	GS	TK	S	A	TFL	YDS	SK	YDS	QBH	NO	YDS	LG	TD	PD	FF	FR	TD	YDS	TK	S	A	FF	FR	S	A		
2021	Raiders	0	0	0	0	0	0	0	0.0	0.0	0	0	0	0	0	0	0	0	0	0	0	0	0	0	0	0	0		
NFL TOTALS		0	0	0	0	0	0	0	0.0	0.0	0	0	0	0	0	0	0	0	0	0	0	0	0	0	0	0	0		

## MALCOLM KOONCE'S 2021 GXG REGULAR-SEASON STATISTICS (RAIDERS)

DATE	OPPONENT	P/S	TACKLES							INTERCEPTIONS					O. FUMB				ST					MISC		W/L	SCORE		
			TK	S	A	SK	YDS	TFL	YDS	QBH	NO	YDS	LG	TD	PD	FF	FR	TD	YDS	TK	S	A	FF	FR	S			A	
09/13	Ravens										ON INACTIVE LIST																	W	33-27+
09/19	at Steelers										DID NOT PLAY (NON-INJURY)																	W	26-17
09/26	Dolphins										ON INACTIVE LIST																	W	31-28+
10/04	at Chargers										ON INACTIVE LIST																	L	14-28
10/10	Bears										ON INACTIVE LIST																	L	9-20
10/17	at Broncos										ON INACTIVE LIST																	W	34-24
10/24	Eagles										ON INACTIVE LIST																	W	33-22
11/07	at Giants										ON INACTIVE LIST																	L	16-23
11/14	Chiefs										ON INACTIVE LIST																	L	14-41
11/21	Bengals										ON INACTIVE LIST																	L	13-32
11/25	at Cowboys										INACTIVE																	W	36-33+
2021 TOTALS			0	0	0	0.0	0.0	0	0	0	0	0	0	0	0	0	0	0	0	0	0	0	0	0	0	0	6-5		

+ - Overtime



# NICK KWIATKOSKI

44

POSITION: LB

HT/WT: 6-2/242

ACQUIRED: UFA-'20 (CHI.)

BORN: 05/26/93

RAIDERS SEASON: 2

NFL SEASON: 6

COLLEGE: West Virginia

HOMETOWN: Bethel Park, Pa.

**2021: (9/13) vs. Bal.:** Recorded three tackles on defense, while adding two stops on special teams...(9/19) **at Pit.:** Inactive...(9/26) **vs. Mia.:** Returned to action in a reserve role on defense, recording one tackle...Also saw extensive action on special teams...(10/4) **at LAC:** Recorded two stops on defense, while also seeing action on special teams...(10/10) **vs. Chi.:** Finished with five tackles (four) on defense, while adding two stops on special teams...(10/17) **at Den.:** Recorded one tackle in the win...(10/24) **vs. Phi.:** Finished with two tackles one defense and added one stop on special teams...(11/7) **at NYG:** Saw action on defense and special teams, recording one stop with the unit, before exiting early due to injury...(11/14) **vs. KC:** Inactive...(11/21) **vs. Cin.:** Inactive...(11/25) **at Dal.:** Inactive.

## NICK KWIATKOSKI'S NFL REGULAR SEASON DEFENSIVE STATISTICS

				TACKLES								INTERCEPTIONS						O. FUMB				ST					MISC	
DATE	TEAM	GP	GS	TK	S	A	TFL	YDS	SK	YDS	QBH	NO	YDS	LG	TD	PD	FF	FR	TD	YDS	TK	S	A	FF	FR	S	A	
2016	Bears	14	7	42	32	10	3	3	1.0	0.0	1	0	0	0	0	2	0	0	0	0	2	2	0	1	0	0	0	
2017	Bears	11	6	45	34	11	2	19	2.0	16.0	3	0	0	0	0	2	1	0	0	0	4	3	1	0	0	0	0	
2018	Bears	16	1	10	8	2	0	0	0.0	0.0	1	0	0	0	0	0	0	0	0	0	5	4	1	1	0	0	0	
2019	Bears	16	8	68	50	18	8	41	3.0	24.0	3	1	4	4	0	4	1	0	0	0	8	6	2	0	0	0	0	
2020	Raiders	12	12	81	53	28	3	11	1.0	6.0	2	1	9	9	0	4	1	0	0	0	0	0	0	0	0	0	0	
2021	Raiders	7	0	14	10	4	1	1	0.0	0.0	0	0	0	0	0	0	0	0	0	0	7	3	4	1	0	0	0	
NFL TOTALS		76	34	260	187	73	17	75	7.0	46.0	10	2	13	9	0	12	3	0	0	0	26	18	8	3	0	0	0	

## NICK KWIATKOSKI'S 2021 GXG REGULAR-SEASON STATISTICS (RAIDERS)

			TACKLES								INTERCEPTIONS					O. FUMB				ST					MISC																
DATE	OPPONENT	P/S	TK	S	A	SK	YDS	TFL	YDS	QBH	NO	YDS	LG	TD	PD	FF	FR	TD	YDS	TK	S	A	FF	FR	S	A	W/L	SCORE													
09/13	Ravens	P	3	3	0	0.0	0.0	1	1	0	0	0	0	0	0	0	0	0	0	2	0	2	0	0	0	0	W	33-27+													
09/19	at Steelers		ON INACTIVE LIST																								W	26-17													
09/26	Dolphins	P	1	1	0	0.0	0.0	0	0	0	0	0	0	0	0	0	0	0	0	1	0	1	0	0	0	0	W	31-28+													
10/04	at Chargers	P	2	1	1	0.0	0.0	0	0	0	0	0	0	0	0	0	0	0	0	0	0	0	0	0	0	0	L	14-28													
10/10	Bears	P	5	4	1	0.0	0.0	0	0	0	0	0	0	0	0	0	0	0	0	2	1	1	0	0	0	0	L	9-20													
10/17	at Broncos	P	1	0	1	0.0	0.0	0	0	0	0	0	0	0	0	0	0	0	0	0	0	0	0	0	0	0	W	34-24													
10/24	Eagles	P	2	1	1	0.0	0.0	0	0	0	0	0	0	0	0	0	0	0	0	1	1	0	1	0	0	0	W	33-22													
11/07	at Giants	P	0	0	0	0.0	0.0	0	0	0	0	0	0	0	0	0	0	0	0	1	1	0	0	0	0	0	L	16-23													
11/14	Chiefs		ON INACTIVE LIST																								L	14-41													
11/21	Bengals		ON INACTIVE LIST																								L	13-32													
11/25	at Cowboys		INACTIVE																								W	36-33+													
2021 TOTALS		7-0	14	10	4	0.0	0.0	1	1	0	0	0	0	0	0	0	0	0	0	7	3	4	1	0	0	0	6-5														
+ - Overtime																																									

+ - Overtime



# ALEX LEATHERWOOD

70

**POSITION:** G/  
**HT/WT:** 6-5/312  
**ACQUIRED:** D1 - '21  
**BORN:** 05/01/99

**RAIDERS SEASON:** R  
**NFL SEASON:** R  
**COLLEGE:** Alabama  
**HOMETOWN:** Pensacola, Fla.

2021: **(9/13) vs. Bal.:** Made his NFL debut, starting at right tackle...Helped allow QB Derek Carr to record 435 passing yards, marking the third-most of his career...**(9/19) at Pit.:** Started at right tackle in the win, helping Carr complete 28-of-37 passes for 382 yards with two TDs for a passer rating of 126.2...Exited early due to injury...**(9/26) vs. Mia.:** Started at right tackle in the win...Helped pave the way for a season-high 497 yards of total offense, including 140 rushing yards...Allowed Carr to complete 26-of-43 passing for 386 yards, marking his third consecutive game with at least 325 passing yards...**(10/4) at LAC:** Started at right tackle in the contest, while also seeing action on special teams...**(10/10) vs. Chi.:** Started his first game at right guard, helping pave the way for RB Josh Jacobs' third rushing TD of the season...**(10/17) at Den.:** Started at right guard and helped Carr finish with 18-of-27 passing for 341 yards and two TDs for a passer rating of 134.4, marking the sixth-highest rating in his career...**(10/24) vs. Phi.:** Started at right guard as part of a line that posted its first clean sheet of the season, while helping Carr complete 91.2 percent of his attempts (31-for-34)...**(11/7) at NYG:** Started at right guard and helped pave the way for 403 yards of total offense, including 117 on the ground...Also part of an offensive line that surrendered just one sack in the contest...**(11/14) vs. KC:** Started at right guard and helped the offense record 299 total net yards...**(11/21) vs. Cin.:** Started at right guard, helping the offense record 278 total net yards...**(11/25) at Dal.:** Started at right guard as part of an offensive line that paved the way for 509 total net yards, including 143 yards on the ground.

## ALEX LEATHERWOOD'S NFL REGULAR SEASON STATISTICS

DATE	TEAM	GP	GS
2021	Raiders	11	11
<b>NFL TOTALS</b>		<b>11</b>	<b>11</b>

## ALEX LEATHERWOOD'S 2021 GXG REGULAR-SEASON STATISTICS (RAIDERS)

DATE	OPPONENT	P/S	W/L	SCORE
09/13	Ravens	S	W	33-27+
09/19	at Steelers	S	W	26-17
09/26	Dolphins	S	W	31-28+
10/04	at Chargers	S	L	14-28
10/10	Bears	S	L	9-20
10/17	at Broncos	S	W	34-24
10/24	Eagles	S	W	33-22
11/07	at Giants	S	L	16-23
11/14	Chiefs	S	L	14-41
11/21	Bengals	S	L	13-32
11/25	at Cowboys	S	W	36-33+
<b>2021 TOTALS</b>		<b>11-11</b>	<b>6-5</b>	

+ - Overtime





# DALLIN LEAVITT

32

POSITION: S

HT/WT: 5-10/195

ACQUIRED: FA-'18

BORN: 08/08/94

RAIDERS SEASON: 3

NFL SEASON: 3

COLLEGE: Utah State

HOMETOWN: Portland, Ore.

**2021: (9/13) vs. Bal.:** Appeared on both defense and special teams...Recorded one stop on special teams...(9/19) at Pit.: Recorded two tackles (one solo) on defense, adding one pass defended...Saw action on special teams, totaling two stops...(9/26) vs. Mia.: Inactive...(10/4) at LAC: Appeared on special teams, while seeing limited action on defense...(10/10) vs. Chi.: Saw extensive action on specials, recording two stops for the unit...(10/17) at Den.: Finished with one tackle on defense...Added three stops on special teams...(10/24) vs. Phi.: Recorded a single-game career-high five tackles on defense in the win...(11/7) at NYG: Finished with one tackle on defense...Added one stop and one fumble recovery on special teams...(11/14) vs. KC: Recorded five tackles on defense...Appeared on special teams...(11/21) vs. Cin.: Recorded four tackles and recorded on fumble, which he returned nine yards...(11/25) at Dal.: Recorded one tackle on defense and added one stop on special teams.


## DALLIN LEAVITT'S NFL REGULAR SEASON DEFENSIVE STATISTICS

				TACKLES								INTERCEPTIONS						O. FUMB				ST					MISC	
DATE	TEAM	GP	GS	TK	S	A	TFL	YDS	SK	YDS	QBH	NO	YDS	LG	TD	PD	FF	FR	TD	YDS	TK	S	A	FF	FR	S	A	
2018	Raiders	2	0	0	0	0	0	0	0.0	0.0	0	0	0	0	0	0	0	0	0	0	1	0	1	0	0	0	0	
2019	Raiders	15	0	2	2	0	0	0	0.0	0.0	0	0	0	0	0	0	0	0	0	0	8	4	4	0	0	0	0	
2020	Raiders	9	0	7	2	5	0	0	0.0	0.0	0	0	0	0	0	2	0	0	0	0	3	2	1	0	0	0	0	
2021	Raiders	10	0	19	11	8	0	0	0.0	0.0	0	0	0	0	0	1	0	1	0	30	10	4	6	0	1	0	0	
NFL TOTALS		36	0	28	15	13	0	0	0.0	0.0	0	0	0	0	0	3	0	1	0	30	22	10	12	0	1	0	0	

## DALLIN LEAVITT'S 2021 GXG REGULAR-SEASON STATISTICS (RAIDERS)

DATE	OPPONENT	P/S	TACKLES							INTERCEPTIONS						O. FUMB					ST					MISC	W/L/T	SCORE
			TK	S	A	SK	YDS	TFL	YDS	QBH	NO	YDS	LG	TD	PD	FF	FR	TD	YDS	TK	S	A	FF	FR	S	A		
09/13	Ravens	P	0	0	0	0.0	0.0	0	0	0	0	0	0	0	0	0	0	0	0	1	0	1	0	0	0	0	W	33-27+
09/19	at Steelers	P	2	1	1	0.0	0.0	0	0	0	0	0	0	0	1	0	0	0	0	2	0	2	0	0	0	0	W	26-17
09/26	Dolphins		ON INACTIVE LIST																								W	31-28+
10/04	at Chargers	P	0	0	0	0.0	0.0	0	0	0	0	0	0	0	0	0	0	0	0	0	0	0	0	0	0	0	L	14-28
10/10	Bears	P	0	0	0	0.0	0.0	0	0	0	0	0	0	0	0	0	0	0	0	2	1	1	0	0	0	0	L	9-20
10/17	at Broncos	P	1	0	1	0.0	0.0	0	0	0	0	0	0	0	0	0	0	0	0	3	2	1	0	0	0	0	W	34-24
10/24	Eagles	P	5	3	2	0.0	0.0	0	0	0	0	0	0	0	0	0	0	0	0	0	0	0	0	0	0	0	W	33-22
11/07	at Giants	P	1	0	1	0.0	0.0	0	0	0	0	0	0	0	0	0	0	0	0	1	1	0	0	1	0	0	L	16-23
11/14	Chiefs	P	5	5	0	0.0	0.0	0	0	0	0	0	0	0	0	0	0	0	0	0	0	0	0	0	0	0	L	14-41
11/21	Bengals	P	4	1	3	0.0	0.0	0	0	0	0	0	0	0	0	0	1	0	30	0	0	0	0	0	0	0	L	13-32
11/25	at Cowboys	P	1	1	0	0.0	0.0	0	0	0	0	0	0	0	0	0	0	0	0	1	0	1	0	0	0	0	W	36-33+
<b>2021 TOTALS</b>		<b>10-0</b>	<b>19</b>	<b>11</b>	<b>8</b>	<b>0.0</b>	<b>0.0</b>	<b>0</b>	<b>0</b>	<b>0</b>	<b>0</b>	<b>0</b>	<b>0</b>	<b>0</b>	<b>1</b>	<b>0</b>	<b>1</b>	<b>0</b>	<b>30</b>	<b>10</b>	<b>4</b>	<b>6</b>	<b>0</b>	<b>1</b>	<b>0</b>	<b>0</b>	<b>6-5</b>	

+ - Overtime



# MARQUEL LEE

# 55

**POSITION:** LB  
**HT/WT:** 6-3/235  
**ACQUIRED:** FA-'21  
**BORN:** 10/21/95

**RAIDERS SEASON:** 4  
**NFL SEASON:** 4  
**COLLEGE:** Wake Forest  
**HOMETOWN:** Waldorf, Md.

**2021: (9/19) at Pit.:** Appeared exclusively on special teams recording two tackles with the unit...**(11/7) at NYG:** Recorded one tackle on special teams...**(11/14) vs. KC:** Appeared primarily on special teams and saw limited action on defense...**(11/21) vs. Cin.:** Recorded one stop on special teams...**(11/25) at Dal.:** Appeared exclusively on special teams.

## MARQUEL LEE'S NFL REGULAR SEASON DEFENSIVE STATISTICS

				TACKLES								INTERCEPTIONS						O. FUMB					ST					MISC	
DATE	TEAM	GP	GS	TK	S	A	TFL	YDS	SK	YDS	QBH	NO	YDS	LG	TD	PD	FF	FR	TD	YDS	TK	S	A	FF	FR	S	A		
2017	Raiders	13	6	22	15	7	2	3	0.0	0.0	0	0	0	0	0	0	0	0	0	0	3	3	0	0	0	0	0	0	
2018	Raiders	16	10	58	31	27	3	13	0.0	0.0	3	0	0	0	0	3	0	0	0	0	10	5	5	0	0	0	0	0	
2019	Raiders	5	3	5	5	0	1	4	0.0	0.0	0	0	0	0	0	0	0	0	0	0	6	6	0	0	0	0	0	0	
2021	Bills	0	0	0	0	0	0	0	0.0	0.0	0	0	0	0	0	0	0	0	0	0	0	0	0	0	0	0	0	0	
Went from Buffalo to Las Vegas.																													
2021	Raiders	1	0	0	0	0	0	0	0.0	0.0	0	0	0	0	0	0	0	0	0	0	5	3	2	0	0	0	0	0	
2021	TOTAL	1	0	0	0	0	0	0	0.0	0.0	0	0	0	0	0	0	0	0	0	0	5	3	2	0	0	0	0	0	
NFL TOTALS		35	19	85	51	34	6	20	0.0	0.0	3	0	0	0	0	3	0	0	0	0	24	17	7	0	0	0	0	0	

## MARQUEL LEE'S 2021 GXG REGULAR-SEASON STATISTICS (RAIDERS)

DATE	OPPONENT	P/S	TACKLES							INTERCEPTIONS					O. FUMB				ST				MISC		W/L	SCORE			
			TK	S	A	SK	YDS	TFL	YDS	QBH	NO	YDS	LG	TD	PD	FF	FR	TD	YDS	TK	S	A	FF	FR			S	A	
10/24	Eagles																												
PRACTICE SQUAD																													
2021 TOTALS			0	0	0	0.0	0.0	0	0	0	0	0	0	0	0	0	0	0	0	0	0	0	0	0	0	0	1-0		



# CORY LITTLETON

42

**POSITION:** LB  
**HT/WT:** 6-3/228  
**ACQUIRED:** UFA-'20 (LAR)  
**BORN:** 11/18/93  
**RAIDERS SEASON:** 2  
**NFL SEASON:** 6  
**COLLEGE:** Washington  
**HOMETOWN:** Spring Valley, Calif.

**2021: (9/13) vs. Bal.:** Started in the season opener, tying for the team lead with 10 tackles (five solo)...**(9/19) at Pit.:** Started in the win, recording five tackles (three)...**(9/26) vs. Mia.:** Finished second on the team with 10 tackles (seven) in the win...**(10/4) at LAC:** Started and tied for the team lead with 12 tackles (eight)...Added one stop on special teams...**(10/10) vs. Chi.:** Finished tied for third on the team with six tackles (one)...**(10/17) at Den.:** Tied a game-high 11 tackles (seven)...Added one pass defended and split a sack...**(10/24) vs. Phi.:** Finished tied for third on the team with six tackles (two), adding one pass defended and one fumble recovery...**(11/7) at NYG:** Recorded four tackles (two), including one tackle for loss...**(11/14) vs. KC:** Started and recorded six tackles (four), including one tackle for loss...**(11/21) vs. Cin.:** Finished third on the team with eight tackles (three)...**(11/25) at Dal.:** Finished second on the team with nine tackles (five).

## CORY LITTLETON'S NFL REGULAR SEASON DEFENSIVE STATISTICS

DATE	TEAM	GP	GS	TACKLES							INTERCEPTIONS							O. FUMB				ST				MISC	
				TK	S	A	TFL	YDS	SK	YDS	QBH	NO	YDS	LG	TD	PD	FF	FR	TD	YDS	TK	S	A	FF	FR	S	A
2016	Rams	16	1	10	5	5	0	0	0.0	0.0	0	0	0	0	0	0	0	0	0	0	10	10	0	0	0	0	0
2017	Rams	16	4	31	19	12	2	7	1.0	6.0	3	1	2	2	0	4	1	0	0	0	5	4	1	0	0	0	0
2018	Rams	16	16	125	90	35	9	50	4.0	43.0	4	3	48	22	1	13	0	0	0	0	0	0	0	0	0	0	0
2019	Rams	16	16	134	78	56	6	42	3.5	25.0	5	2	32	26	0	9	2	4	0	16	0	0	0	0	0	0	0
2020	Raiders	14	14	79	54	25	4	2	0.0	0.0	0	0	0	0	0	0	0	0	0	3	2	1	0	0	0	0	0
2021	Raiders	11	11	87	46	41	2	7	0.5	0.5	2	0	0	0	0	3	0	1	0	0	2	1	1	0	0	0	0
<b>NFL TOTALS</b>		<b>89</b>	<b>62</b>	<b>466</b>	<b>292</b>	<b>174</b>	<b>23</b>	<b>108</b>	<b>9.0</b>	<b>74.5</b>	<b>14</b>	<b>6</b>	<b>82</b>	<b>26</b>	<b>1</b>	<b>29</b>	<b>3</b>	<b>5</b>	<b>0</b>	<b>16</b>	<b>20</b>	<b>17</b>	<b>3</b>	<b>0</b>	<b>0</b>	<b>0</b>	<b>0</b>

## CORY LITTLETON'S 2021 GXG REGULAR-SEASON STATISTICS (RAIDERS)

			TACKLES								INTERCEPTIONS					O. FUMB				ST					MISC		W/L	SCORE
DATE	OPPONENT	P/S	TK	S	A	SK	YDS	TFL	YDS	QBH	NO	YDS	LG	TD	PD	FF	FR	TD	YDS	TK	S	A	FF	FR	S	A		
09/13	Ravens	S	10	4	6	0.0	0.0	0	0	0	0	0	0	0	0	0	0	0	0	0	0	0	0	0	0	0	W	33-27+
09/19	at Steelers	S	4	2	2	0.0	0.0	0	0	0	0	0	0	0	0	0	0	0	0	0	0	0	0	0	0	0	W	26-17
09/26	Dolphins	S	10	7	3	0.0	0.0	0	0	0	0	0	0	0	1	0	0	0	0	0	0	0	0	0	0	0	W	31-28+
10/04	at Chargers	S	12	8	4	0.0	0.0	0	0	0	0	0	0	0	0	0	0	0	0	0	2	1	1	0	0	0	L	14-28
10/10	Bears	S	6	3	3	0.0	0.0	0	0	0	0	0	0	0	0	0	0	0	0	0	0	0	0	0	0	0	L	9-20
10/17	at Broncos	S	11	7	4	0.5	0.5	0	0	1	0	0	0	0	1	0	0	0	0	0	0	0	0	0	0	0	W	34-24
10/24	Eagles	S	6	1	5	0.0	0.0	0	0	0	0	0	0	0	1	0	1	0	0	0	0	0	0	0	0	0	W	33-22
11/07	at Giants	S	4	2	2	0.0	0.0	1	7	0	0	0	0	0	0	0	0	0	0	0	0	0	0	0	0	0	L	16-23
11/14	Chiefs	S	6	4	2	0.0	0.0	1	0	0	0	0	0	0	0	0	0	0	0	0	0	0	0	0	0	0	L	14-41
11/21	Bengals	S	9	3	6	0.0	0.0	0	0	1	0	0	0	0	0	0	0	0	0	0	0	0	0	0	0	0	L	13-32
11/25	at Cowboys	S	9	5	4	0.0	0.0	0	0	0	0	0	0	0	0	0	0	0	0	0	0	0	0	0	0	0	W	36-33+
2021 TOTALS		11-11	87	46	41	0.5	0.5	2	7	2	0	0	0	0	3	0	1	0	0	2	1	1	0	0	0	0	6-5	

+ - Overtime



# MARCUS MARIOTA

# 8

**POSITION: QB**
**HT/WT: 6-4/222**
**ACQUIRED: UFA-'20 (TEN.)**
**BORN: 10/30/93**
**RAIDERS SEASON: 2**
**NFL SEASON: 7**
**COLLEGE: Oregon**
**HOMETOWN: Honolulu, Hawaii**

**2021: (9/13) vs. Bal.:** Appeared in one snap, carrying the ball for 31 yards...(10/17) at Den.: Did not play...(10/24) vs. Phi.: Appeared in one snap, carrying the ball for four yards...(11/7) at NYG: Appeared on one snap, converting on fourth-and-1 with a six yard carry...(11/14) vs. KC: Did not play...(11/21) vs. Cin.: Did not play...(11/25) at Dal.: Appeared on two snaps and finished with two rushes for four yards and one TD.

## MARCUS MARIOTA'S NFL REGULAR SEASON PASSING STATISTICS

DATE	TEAM	GP	GS	ATT.	CMP.	PCT.	YDS	AVG.	TD	INT.	LG	SK	LST	RATE
2015	Titans	12	12	370	230	62.2	2,818	7.6	19	10	61t	38	258	91.5
2016	Titans	15	15	451	276	61.2	3,426	7.6	26	9	60	23	156	95.6
2017	Titans	15	15	453	281	62.0	3,232	7.1	13	15	75t	27	173	79.3
2018	Titans	14	13	331	228	68.9	2,528	7.6	11	8	61t	42	243	92.3
2019	Titans	7	6	160	95	59.4	1,203	7.5	7	2	75t	25	162	92.3
2020	Raiders	1	0	28	17	60.7	226	8.1	1	1	35t	0	0	83.3
2021	Raiders	5	0	0	0	0.0	0	0.0	0	0	0	0	0	0.0
<b>TOTALS</b>		<b>69</b>	<b>61</b>	<b>1,793</b>	<b>1,127</b>	<b>62.9</b>	<b>13,433</b>	<b>7.5</b>	<b>77</b>	<b>45</b>	<b>75T</b>	<b>155</b>	<b>992</b>	<b>89.5</b>

## MARCUS MARIOTA'S NFL REGULAR SEASON RUSHING STATISTICS

DATE	TEAM	NO	YD	AVG.	LG	TD
		.	S.			
2015	Titans	34	252	7.4	87t	2
2016	Titans	60	349	5.8	41	2
2017	Titans	60	312	5.2	34t	5
2018	Titans	64	357	5.6	27	2
2019	Titans	24	129	5.4	15	0
2020	Raiders	9	88	9.8	26	1
2021	Raiders	5	45	9.0	31	1
<b>TOTALS</b>		<b>256</b>	<b>1,532</b>	<b>6.0</b>	<b>87T</b>	<b>13</b>

## MARCUS MARIOTA'S NFL REGULAR SEASON PASSING/RUSHING STATISTICS

				PASSING											RUSHING				
DATE	TEAM	GP	GS	ATT.	CMP.	PCT.	YDS	AVG.	TD	INT.	LG	SK	LST	RATE	NO.	YDS.	AVG.	LG	TD
2015	Titans	12	12	370	230	62.2	2,818	7.6	19	10	61t	38	258	91.5	34	252	7.4	87t	2
2016	Titans	15	15	451	276	61.2	3,426	7.6	26	9	60	23	156	95.6	60	349	5.8	41	2
2017	Titans	15	15	453	281	62.0	3,232	7.1	13	15	75t	27	173	79.3	60	312	5.2	34t	5
2018	Titans	14	13	331	228	68.9	2,528	7.6	11	8	61t	42	243	92.3	64	357	5.6	27	2
2019	Titans	7	6	160	95	59.4	1,203	7.5	7	2	75t	25	162	92.3	24	129	5.4	15	0
2020	Raiders	1	0	28	17	60.7	226	8.1	1	1	35t	0	0	83.3	9	88	9.8	26	1
2021	Raiders	5	0	0	0	0.0	0	0.0	0	0	0	0	0	0.0	5	45	9.0	31	1
TOTALS		69	61	1,793	1,127	62.9	13,433	7.5	77	45	75T	155	992	89.5	256	1,532	6.0	87T	13

**MARCUS MARIOTA'S 2021 GXG REGULAR-SEASON STATISTICS (RAIDERS)**

DATE	OPPONENT	P/S	PASSING											RUSHING				W/L	SCORE
			ATT	CMP	YDS	PCT	Y/A	Y/C	TD	INT	LG	SK/YD	RATE	ATT	YDS	LG	TD		
09/13	Ravens	P	0	0	0	0.0	0.0	0.0	0	0	0	0/0	0.0	1	31	31	0	W	33-27+
09/19	at Steelers																	W	26-17
09/26	Dolphins																	W	31-28+
10/04	at Chargers																	L	14-28
10/10	Bears																	L	9-20
10/17	at Broncos																	W	34-24
10/24	Eagles	P	0	0	0	0.0	0.0	0.0	0	0	0	0/0	0.0	1	4	4	0	W	33-22
11/07	at Giants	P	0	0	0	0.0	0.0	0.0	0	0	0	0/0	0.0	1	6	6	0	L	16-23
11/14	Chiefs	P	0	0	0	0.0	0.0	0.0	0	0	0	0/0	0.0	0	0	0	0	L	14-41
11/21	Bengals																	L	13-32
11/25	at Cowboys	P	0	0	0	0.0	0.0	0.0	0	0	0	0/0	0.0	2	4	3t	1	W	36-33+
<b>2021 TOTALS</b>		<b>5-0</b>	<b>0</b>	<b>0</b>	<b>0</b>	<b>0.0</b>	<b>0.0</b>	<b>0.0</b>	<b>0</b>	<b>0</b>	<b>0</b>	<b>0/0</b>	<b>0.0</b>	<b>5</b>	<b>45</b>	<b>31</b>	<b>1</b>	<b>6-5</b>	

+ - Overtime

**300-YARD PASSING GAMES (8): REGULAR SEASON**

DATE	TEAM	NO.	YDS.	AVG.	LG	TD
09/27/15	COLTS	27	367	13.6	35	2
11/08/15	at Saints	28	371	13.3	61t	4
11/06/16	at Chargers	27	313	11.6	48	3
10/16/17	COLTS	23	306	13.3	53t	1
11/16/17	at Steelers	22	306	13.9	75t	1
09/30/18	EAGLES	30	344	11.5	51	2
11/26/18	at Texans	22	303	13.8	61t	2
09/19/19	at Jaguars	23	304	13.2	47	0



# NICK MARTIN

# 66

**POSITION: C**
**HT/WT: 6-4/295**
**ACQUIRED: UFA-'21 (HOU.)**
**BORN: 04/29/93**
**RAIDERS SEASON: 1**
**NFL SEASON: 6**
**COLLEGE: Notre Dame**
**HOMETOWN: Indianapolis, Ind.**

**2021: (9/13) vs. Bal.:** Appeared exclusively on special teams...(9/19) **at Pit.:** Saw action exclusively on special teams...(9/26) **vs. Mia.:** Appeared exclusively on special teams...(10/4) **at LAC:** Saw limited action exclusively on special teams...(10/10) **vs. Chi.:** Appeared in a limited role on special teams...(10/17) **at Den.:** Saw action on special teams...(10/24) **vs. Phi.:** Appeared in a limited role on both offense and special teams...(11/7) **at NYG:** Appeared in a limited role on both offense and special teams...(11/14) **vs. KC:** Saw action on special teams....(11/21) **vs. Cin.:** Appeared in a limited role on special teams...(11/25) **at Dal.:** Appeared exclusively on special teams.

## NICK MARTIN'S NFL REGULAR SEASON STATISTICS

DATE	TEAM	GP	GS
2016	Texans	0	0
2017	Texans	14	14
2018	Texans	16	16
2019	Texans	16	16
2020	Texans	16	16
2021	Raiders	11	0
<b>NFL TOTALS</b>		<b>73</b>	<b>62</b>

## NICK MARTIN'S 2021 GXG REGULAR-SEASON STATISTICS (RAIDERS)

DATE	OPPONENT	P/S	W/L	SCORE
09/13	Ravens	P	W	33-27+
09/19	at Steelers	P	W	26-17
09/26	Dolphins	P	W	31-28+
10/04	at Chargers	P	L	14-28
10/10	Bears	P	L	9-20
10/17	at Broncos	P	W	34-24
10/24	Eagles	P	W	33-22
11/07	at Giants	P	L	16-23
11/14	Chiefs	P	L	14-41
11/21	Bengals	P	L	13-32
11/25	at Cowboys	P	W	36-33+
<b>2021 TOTALS</b>		<b>11-0</b>	<b>6-5</b>	

+ - Overtime





# KOLTON MILLER

74

POSITION: T

HT/WT: 6-8/325

ACQUIRED: D1-'18

BORN: 09/10/95

RAIDERS SEASON: 4

NFL SEASON: 4

COLLEGE: UCLA

HOMETOWN: Roseville, Calif.

**2021: (9/13) vs. Bal.:** Started at left tackle in the win...Helped allow QB Derek Carr to record 435 passing yards, marking the third-most of his career...**(9/19) at Pit.:** Started at left tackle in the win, helping Carr complete 28-of-37 passes for 382 yards with two TDs for a passer rating of 126.2...**(9/26) vs. Mia.:** Started at left tackle in the win...Helped pave the way for a season-high 497 yards of total offense, including 140 rushing yards...Allowed Carr to complete 26-of-43 passing for 386 yards, marking his third consecutive game with at least 325 passing yards...**(10/4) at LAC:** Started at left tackle in the contest, while also seeing action on special teams...**(10/10) vs. Chi.:** Started at left tackle, helping pave the way for RB Josh Jacobs' third rushing TD of the season...**(10/17) at Den.:** Started at left tackle and helped Carr finish with 18-of-27 passing for 341 yards and two TDs for a passer rating of 134.4, marking the sixth-highest rating in his career...**(10/24) vs. Phi.:** Started at left tackle as part of a line that posted its first clean sheet of the season, while helping Carr complete 91.2 percent of his attempts (31-for-34)...**(11/7) at NYG:** Started at left tackle and helped pave the way for 403 yards of total offense, including 117 on the ground...Also part of an offensive line that surrendered just one sack in the contest...**(11/14) vs. KC:** Started at left tackle and helped the offense record 299 total net yards...**(11/21) vs. Cin.:** Started at left tackle, helping the offense record 278 total net yards...**(11/25) at Dal.:** Started at left tackle as part of an offensive line that paved the way for 509 total net yards, including 143 yards on the ground.

## KOLTON MILLER'S NFL REGULAR SEASON STATISTICS

DATE	TEAM	GP	GS
2018	Raiders	16	16
2019	Raiders	16	16
2020	Raiders	14	14
2021	Raiders	11	11
<b>NFL TOTALS</b>		<b>57</b>	<b>57</b>

## KOLTON MILLER'S 2021 GXG REGULAR-SEASON STATISTICS (RAIDERS)

DATE	OPPONENT	P/S	W/L	SCORE
09/13	Ravens	S	W	33-27+
09/19	at Steelers	S	W	26-17
09/26	Dolphins	S	W	31-28+
10/04	at Chargers	S	L	14-28
10/10	Bears	S	L	9-20
10/17	at Broncos	S	W	34-24
10/24	Eagles	S	W	33-22
11/07	at Giants	S	L	16-23
11/14	Chiefs	S	L	14-41
11/21	Bengals	S	L	13-32
11/25	at Cowboys	S	W	36-33+
<b>2021 TOTALS</b>		<b>11-11</b>	<b>6-5</b>	

+ - Overtime



# TRE'VON MOEHRIG

# 25

**POSITION: S**
**HT/WT: 6-1/202**
**ACQUIRED: D2 - '21**
**BORN: 06/16/99**
**RAIDERS SEASON: R**
**NFL SEASON: R**
**COLLEGE: TCU**
**HOMETOWN: Spring Branch, Texas**

**2021: (9/13) vs. Bal.:** Made his NFL debut, starting and recording five tackles (two solo)...**(9/19) at Pit.:** Started in the win, playing every defensive snap and recording three tackles...**(9/26) vs. Mia.:** Appeared on both defense and special teams, recording one tackle...**(10/4) at LAC:** Started and recorded four tackles and one pass defended...**(10/10) vs. Chi.:** Finished with two tackles...**(10/17) at Den.:** Recorded his first career INT, picking off QB Teddy Bridgewater on third-and-10 with 7:04 remaining in the fourth quarter...Added three tackles (two) and two passes defended...**(10/24) vs. Phi.:** Recorded three tackles in the win...**(11/7) at NYG:** Started and recorded five tackles (three)...**(11/14) vs. KC:** Started and recorded five tackles (four) and one pass defended...Added one tackle on special teams...**(11/21) vs. Cin.:** Recorded one tackle and one pass defended...**(11/25) at Dal.:** Started and recorded four tackles (one).

## TRE'VON MOEHRIG'S NFL REGULAR SEASON DEFENSIVE STATISTICS

				TACKLES								INTERCEPTIONS							O. FUMB					ST					MISC	
DATE	TEAM	GP	GS	TK	S	A	TFL	YDS	SK	YDS	QBH	NO	YDS	LG	TD	PD	FF	FR	TD	YDS	TK	S	A	FF	FR	S	A			
2021	Raiders	11	11	36	22	14	0	0	0.0	0.0	0	1	35	35	0	5	0	0	0	0	2	2	0	0	0	0	0	0		
NFL TOTALS		11	11	36	22	14	0	0	0.0	0.0	0	1	35	35	0	5	0	0	0	0	2	2	0	0	0	0	0	0		

## TRE'VON MOEHRIG'S 2021 GYG REGULAR-SEASON STATISTICS (RAIDERS)

			TACKLES								INTERCEPTIONS					O. FUMB				ST					MISC				
DATE	OPPONENT	P/S	TK	S	A	SK	YDS	TFL	YDS	QBH	NO	YDS	LG	TD	PD	FF	FR	TD	YDS	TK	S	A	FF	FR	S	A	W/L	SCORE	
09/13	Ravens	S	5	2	3	0.0	0.0	0	0	0	0	0	0	0	0	0	0	0	0	0	0	0	0	0	0	0	W	33-27+	
09/19	at Steelers	S	3	3	0	0.0	0.0	0	0	0	0	0	0	0	0	0	0	0	0	0	0	0	0	0	0	0	W	26-17	
09/26	Dolphins	S	1	1	0	0.0	0.0	0	0	0	0	0	0	0	0	0	0	0	0	0	0	0	0	0	0	0	W	31-28+	
10/04	at Chargers	S	4	4	0	0.0	0.0	0	0	0	0	0	0	0	1	0	0	0	0	1	1	0	0	0	0	0	L	14-28	
10/10	Bears	S	2	0	2	0.0	0.0	0	0	0	0	0	0	0	0	0	0	0	0	0	0	0	0	0	0	0	L	9-20	
10/17	at Broncos	S	3	2	1	0.0	0.0	0	0	0	1	35	35	0	2	0	0	0	0	0	0	0	0	0	0	0	W	34-24	
10/24	Eagles	S	3	1	2	0.0	0.0	0	0	0	0	0	0	0	0	0	0	0	0	0	0	0	0	0	0	0	W	33-22	
11/07	at Giants	S	5	3	2	0.0	0.0	0	0	0	0	0	0	0	0	0	0	0	0	0	0	0	0	0	0	0	L	16-23	
11/14	Chiefs	S	5	4	1	0.0	0.0	0	0	0	0	0	0	0	1	0	0	0	0	1	1	0	0	0	0	0	L	14-41	
11/21	Bengals	S	1	1	0	0.0	0.0	0	0	0	0	0	0	0	1	0	0	0	0	0	0	0	0	0	0	0	L	13-32	
11/25	at Cowboys	S	4	1	3	0.0	0.0	0	0	0	0	0	0	0	0	0	0	0	0	0	0	0	0	0	0	0	W	36-33+	
2021 TOTALS		11-11	36	22	14	0.0	0.0	0	0	0	1	35	35	0	5	0	0	0	0	2	2	0	0	0	0	0	0	6-5	

+ - Overtime



# FOSTER MOREAU

# 87

**POSITION: TE**
**HT/WT: 6-4/250**
**ACQUIRED: D4C-'19**
**BORN: 06/05/97**
**RAIDERS SEASON: 3**
**NFL SEASON: 3**
**COLLEGE: LSU**
**HOMETOWN: New Orleans, La.**

**2021: (9/13) vs. Bal.:** Appeared on both offense and special teams in the win...**(9/19) at Pit.:** Recorded two receptions for 34 yards with one TD...**(9/26) vs. Mia.:** Started in the win, recording one catch for eight yards...Also made one stop on special teams...**(10/4) at LAC:** Appeared on both offense and special teams...**(10/10) vs. Chi.:** Saw action on both offense and special teams...**(10/17) at Den.:** Recorded on reception for 11 yards and appeared on special teams...**(10/24) vs. Phi.:** Started and finished with 60 yards on six receptions with one TD in the win...**(11/7) at NYG:** Appeared on offense and special teams, making one stop with the unit...**(11/14) vs. KC:** Appeared on both offense and special teams...Recovered a fumble on the 50-yard line which was forced by P AJ Cole...**(11/21) vs. Cin.:** Recorded one TD on a 19-yard reception...**(11/25) at Dal.:** Hauled in one pass for three yards.

## FOSTER MOREAU'S NFL REGULAR SEASON RUSHING/RECEIVING STATISTICS

DATE	TEAM	GP	GS	RECEIVING					RUSHING				
				NO.	YDS.	AVG.	LG	TD	NO.	YDS.	AVG.	LG	TD
2019	Raiders	13	7	21	174	8.3	23	5	0	0	0.0	0	0
2020	Raiders	16	2	7	140	20.0	47t	2	0	0	0.0	0	0
2021	Raiders	11	5	12	135	11.3	25	3	0	0	0.0	0	0
<b>NFL TOTALS</b>		<b>40</b>	<b>14</b>	<b>40</b>	<b>449</b>	<b>11.2</b>	<b>47T</b>	<b>10</b>	<b>0</b>	<b>0</b>	<b>0.0</b>	<b>0</b>	<b>0</b>


## FOSTER MOREAU'S NFL REGULAR SEASON RETURN STATISTICS

KICKOFF RETURNS							PUNT RETURNS					
DATE	TEAM	RET.	YDS.	AVG.	LG	TD	NO.	FC	YDS.	AVG.	LG	TD
2019	Raiders	0	0	0.0	0	0	0	0	0	0.0	0	0
2020	Raiders	0	0	0.0	0	0	0	0	0	0.0	0	0
2021	Raiders	0	0	0.0	0	0	0	0	0	0.0	0	0
NFL TOTALS		0	0	0.0	0	0	0	0	0	0.0	0	0

## FOSTER MOREAU'S 2021 GXG REGULAR-SEASON STATISTICS (RAIDERS)

DATE	OPPONENT	P/S	RECEIVING					RUSHING					W/L	SCORE
			NO.	YDS.	AVG.	LG	TD	NO.	YDS.	AVG.	LG	TD		
09/13	Ravens	P	0	0	0.0	0	0	0	0	0.0	0	0	W	33-27+
09/19	at Steelers	S	2	34	17.0	25	1	0	0	0.0	0	0	W	26-17
09/26	Dolphins	S	1	8	8.0	8	0	0	0	0.0	0	0	W	31-28+
10/04	at Chargers	P	0	0	0.0	0	0	0	0	0.0	0	0	L	14-28
10/10	Bears	P	0	0	0.0	0	0	0	0	0.0	0	0	L	9-20
10/17	at Broncos	P	1	11	11.0	11	0	0	0	0.0	0	0	W	34-24
10/24	Eagles	S	6	60	10.0	21	1	0	0	0.0	0	0	W	33-22
11/07	at Giants	P	0	0	0.0	0	0	0	0	0.0	0	0	L	16-23
11/14	Chiefs	S	0	0	0.0	0	0	0	0	0.0	0	0	L	14-41
11/21	Bengals	P	1	19	19.0	19t	1	0	0	0.0	0	0	L	13-32
11/25	at Cowboys	S	1	3	3.0	3	0	0	0	0.0	0	0	W	36-33+
<b>2021 TOTALS</b>		<b>11-5</b>	<b>12</b>	<b>135</b>	<b>11.3</b>	<b>25</b>	<b>3</b>	<b>0</b>	<b>0</b>	<b>0.0</b>	<b>0</b>	<b>0</b>	<b>6-5</b>	

+ - Overtime



# CARL NASSIB

# 94

**POSITION: DE**
**HT/WT: 6-7/275**
**ACQUIRED: UFA-'20 (TB)**
**BORN: 12/04/93**
**RAIDERS SEASON: 2**
**NFL SEASON: 6**
**COLLEGE: Penn State**
**HOMETOWN: West Chester, Pa.**

**2021: (9/13) vs. Bal.:** Finished with three tackles, one sack and one forced fumble in the season opener...His forced fumble in OT led to the game-winning TD on the next drive...**(9/19) at Pit.:** Recorded one tackle in the win...**(9/26) vs. Mia.:** Combined with DT Solomon Thomas to take down QB Jacoby Brissett for a loss of 6.5 yards...Finished with four stops on defense...**(10/4) at LAC:** Recorded one tackle for loss...**(10/10) vs. Chi.:** Appeared on both defense and special teams...**(10/17) at Den.:** Recorded one tackle on defense and also appeared on special teams...**(10/24) vs. Phi.:** Finished with one tackle on defense in the win...**(11/7) at NYG:** Recorded three tackles, including one for loss...**(11/14) vs. KC:** Appeared on both defense and special teams...**(11/21) vs. Cin.:** Recorded four tackles (four), including a tackle for loss...**(11/25) at Dal.:** Saw action in a reserve role on defense before exiting the game early due to an injury.

## CARL NASSIB'S NFL REGULAR SEASON DEFENSIVE STATISTICS

				TACKLES								INTERCEPTIONS						O. FUMB				ST					MISC	
DATE	TEAM	GP	GS	TK	S	A	TFL	YDS	SK	YDS	QBH	NO	YDS	LG	TD	PD	FF	FR	TD	YDS	TK	S	A	FF	FR	S	A	
2016	Browns	14	3	20	15	5	2	10	2.5	14.0	7	0	0	0	0	4	0	0	0	0	0	0	0	0	0	0	0	
2017	Browns	16	12	32	19	13	9	28	3.0	14.0	8	0	0	0	0	5	0	0	0	0	0	0	0	0	0	0	0	
2018	Buccaneers	15	9	29	22	7	12	60	6.5	46.0	14	0	0	0	0	2	2	0	0	0	0	0	0	0	0	0	0	
Went from Tampa Bay to Cleveland.																												
2018	Browns	0	0	0	0	0	0	0	0.0	0.0	0	0	0	0	0	0	0	0	0	0	0	0	0	0	0	0	0	
2018	TOTAL	15	9	29	22	7	12	60	6.5	46.0	14	0	0	0	0	2	2	0	0	0	0	0	0	0	0	0	0	
2019	Buccaneers	14	8	34	24	10	8	27	6.0	25.0	11	0	0	0	0	0	1	1	0	0	0	0	0	0	0	0	0	
2020	Raiders	14	5	28	17	11	5	25	2.5	21.0	9	1	23	23	0	5	0	0	0	0	0	0	0	0	0	0	0	
2021	Raiders	11	0	18	15	3	3	8	1.5	12.5	3	0	0	0	0	0	1	0	0	0	0	0	0	0	0	0	0	
NFL TOTALS		84	37	161	112	49	39	158	22.0	132.5	52	1	23	23	0	16	4	1	0	0	0	0	0	0	0	0	0	

## CARL NASSIB'S 2021 GYG REGULAR-SEASON STATISTICS (RAIDERS)

DATE	OPPONENT	P/S	TACKLES								INTERCEPTIONS						O. FUMB			ST				MISC		W/L	SCORE
			TK	S	A	SK	YDS	TFL	YDS	QBH	NO	YDS	LG	TD	PD	FF	FR	TD	YDS	TK	S	A	FF	FR	S	A	
09/13	Ravens	P	3	3	0	1.0	6.0	0	0	1	0	0	0	0	0	1	0	0	0	0	0	0	0	0	0	W	33-27+
09/19	at Steelers	P	1	1	0	0.0	0.0	0	0	0	0	0	0	0	0	0	0	0	0	0	0	0	0	0	0	W	26-17
09/26	Dolphins	P	4	1	3	0.5	6.5	0	0	1	0	0	0	0	0	0	0	0	0	0	0	0	0	0	0	W	31-28+
10/04	at Chargers	P	1	1	0	0.0	0.0	1	3	0	0	0	0	0	0	0	0	0	0	0	0	0	0	0	0	L	14-28
10/10	Bears	P	0	0	0	0.0	0.0	0	0	0	0	0	0	0	0	0	0	0	0	0	0	0	0	0	0	L	9-20
10/17	at Broncos	P	1	1	0	0.0	0.0	0	0	0	0	0	0	0	0	0	0	0	0	0	0	0	0	0	0	W	34-24
10/24	Eagles	P	1	1	0	0.0	0.0	0	0	0	0	0	0	0	0	0	0	0	0	0	0	0	0	0	0	W	33-22
11/07	at Giants	P	3	3	0	0.0	0.0	1	2	0	0	0	0	0	0	0	0	0	0	0	0	0	0	0	0	L	16-23
11/14	Chiefs	P	0	0	0	0.0	0.0	0	0	0	0	0	0	0	0	0	0	0	0	0	0	0	0	0	0	L	14-41
11/21	Bengals	P	4	4	0	0.0	0.0	1	3	0	0	0	0	0	0	0	0	0	0	0	0	0	0	0	0	L	13-32
11/25	at Cowboys	P	0	0	0	0.0	0.0	0	0	1	0	0	0	0	0	0	0	0	0	0	0	0	0	0	0	W	36-33+
<b>2021 TOTALS</b>		<b>11-0</b>	<b>18</b>	<b>15</b>	<b>3</b>	<b>1.5</b>	<b>12.5</b>	<b>3</b>	<b>8</b>	<b>3</b>	<b>0</b>	<b>0</b>	<b>0</b>	<b>0</b>	<b>0</b>	<b>1</b>	<b>0</b>	<b>0</b>	<b>0</b>	<b>0</b>	<b>0</b>	<b>0</b>	<b>0</b>	<b>0</b>	<b>0</b>	<b>6-5</b>	

+ - Overtime



# YANNICK NGAKOUÉ

91

**POSITION:** DE  
**HT/WT:** 6-2/246  
**ACQUIRED:** UFA -'21 (BAL.)  
**BORN:** 03/31/95  
**RAIDERS SEASON:** 1  
**NFL SEASON:** 6  
**COLLEGE:** Maryland  
**HOMETOWN:** Washington, D.C.

**2021: (9/13) vs. Bal.:** Started in his Raiders debut, recording four tackles (two solo) and one pass defended before exiting early due to injury...**(9/19) at Pit.:** Started in the win, appearing exclusively on defense...**(9/26) vs. Mia.:** Recorded one tackle in the overtime win...**(10/4) at LAC:** Started and recorded one tackle...**(10/10) vs. Chi.:** Finished with three tackles (three) and two sacks, marking his first multi-sack game of the season...**(10/17) at Den.:** Recorded one tackle...**(10/24) vs. Phi.:** Finished with four tackles (two), two tackles for lolss, two sacks and a career-high two passes defended in the win...His two sacks marked the 12th multi-sack game of his career...**(11/7) at NYG:** Recorded two tackles and two sacks for a loss of eight yards...Added one forced fumble...**(11/14) vs. KC:** Started at defensive end...**(11/21) vs. Cin.:** Recorded three tackles, one sack and one forced fumble in the contest...**(11/25) at Dal.:** Recorded two tackles and one sack...Became one of four players since 1982 (when sacks became an official stat) to begin his career with five consecutive season eight-plus sack seasons.

## YANNICK NGAKOUÉ'S NFL REGULAR SEASON DEFENSIVE STATISTICS

DATE	TEAM	GP	GS	TACKLES								INTERCEPTIONS						O. FUMB						ST						MISC	
				TK	S	A	TFL	YDS	SK	YDS	QBH	NO	YDS	LG	TD	PD	FF	FR	TD	YDS	TK	S	A	FF	FR	S	A	FF	FR	S	A
2016	Jaguars	16	15	23	20	3	6	37	8.0	45.0	14	1	9	9	0	2	4	0	0	0	0	0	0	0	0	0	0	0	0	0	0
2017	Jaguars	16	16	30	24	6	10	54	12.0	85.0	23	0	0	0	0	0	6	2	1	67	0	0	0	0	0	0	0	0	0	0	0
2018	Jaguars	16	16	28	25	3	13	69	9.5	62.5	33	0	0	0	0	1	0	0	0	0	0	0	0	0	0	0	0	0	0	0	0
2019	Jaguars	15	15	41	36	5	13	71	8.0	56.0	15	1	23	23t	1	6	4	1	0	-2	0	0	0	0	0	0	0	0	0	0	0
2020	Vikings	6	5	12	12	0	5	9	5.0	26.0	8	0	0	0	0	0	2	0	0	0	0	0	0	0	0	0	0	0	0	0	0
Went from Minnesota to Baltimore.																															
2020	Ravens	9	3	11	11	0	2	8	3.0	17.0	3	0	0	0	0	1	2	0	0	0	0	0	0	0	0	0	0	0	0	0	0
2020	TOTAL	15	8	23	23	0	7	17	8.0	43.0	11	0	0	0	0	1	4	0	0	0	0	0	0	0	0	0	0	0	0	0	0
2021	Raiders	11	11	22	14	8	5	29	8.0	32.0	15	0	0	0	0	3	2	0	0	0	0	0	0	0	0	0	0	0	0	0	0
NFL TOTALS		89	81	167	142	25	54	277	53.5	323.5	111	2	32	23T	1	13	20	3	1	65	0	0	0	0	0	0	0	0	0	0	0

## YANNICK NGAKOUÉ'S 2021 GXG REGULAR-SEASON STATISTICS (RAIDERS)

			TACKLES								INTERCEPTIONS					O. FUMB				ST					MISC			
DATE	OPPONENT	P/S	TK	S	A	SK	YDS	TFL	YDS	QBH	NO	YDS	LG	TD	PD	FF	FR	TD	YDS	TK	S	A	FF	FR	S	A	W/L	SCORE
09/13	Ravens	S	5	2	3	0.0	0.0	0	0	1	0	0	0	0	1	0	0	0	0	0	0	0	0	0	0	0	W	33-27+
09/19	at Steelers	S	0	0	0	0.0	0.0	0	0	0	0	0	0	0	0	0	0	0	0	0	0	0	0	0	0	0	W	26-17
09/26	Dolphins	S	1	0	1	0.0	0.0	0	0	1	0	0	0	0	0	0	0	0	0	0	0	0	0	0	0	0	W	31-28+
10/04	at Chargers	S	1	1	0	0.0	0.0	0	0	2	0	0	0	0	0	0	0	0	0	0	0	0	0	0	0	0	L	14-28
10/10	Bears	S	3	3	0	2.0	10.0	1	10	2	0	0	0	0	0	0	0	0	0	0	0	0	0	0	0	0	L	9-20
10/17	at Broncos	S	1	0	1	0.0	0.0	0	0	2	0	0	0	0	0	0	0	0	0	0	0	0	0	0	0	0	W	34-24
10/24	Eagles	S	4	2	2	2.0	13.0	2	13	2	0	0	0	0	2	0	0	0	0	0	0	0	0	0	0	0	W	33-22
11/07	at Giants	S	2	2	0	2.0	6.0	1	4	2	0	0	0	0	0	1	0	0	0	0	0	0	0	0	0	0	L	16-23
11/14	Chiefs	S	0	0	0	0.0	0.0	0	0	0	0	0	0	0	0	0	0	0	0	0	0	0	0	0	0	0	L	14-41
11/21	Bengals	S	3	2	1	1.0	1.0	0	0	1	0	0	0	0	0	1	0	0	0	0	0	0	0	0	0	0	L	13-32
11/25	at Cowboys	S	2	2	0	1.0	2.0	1	2	2	0	0	0	0	0	0	0	0	0	0	0	0	0	0	0	0	W	36-33+
2021 TOTALS		11-11	22	14	8	8.0	32.0	5	29	15	0	0	0	0	3	2	0	0	0	0	0	0	0	0	0	0	6-5	

+ - Overtime



# KEISEAN NIXON

# 22

**POSITION:** CB  
**HT/WT:** 5-10/200  
**ACQUIRED:** FA-'19  
**BORN:** 06/22/97

**RAIDERS SEASON:** 3  
**NFL SEASON:** 3  
**COLLEGE:** South Carolina  
**HOMETOWN:** Compton, Calif.

**2021: (10/10) vs. Chi.:** Return to action, appearing exclusively on special teams...(10/17) **at Den.:** Appeared in a reserve role on defense and recorded one tackle...Also saw action on special teams...(10/24) **vs. Phi.:** Saw action in a reserve role on special teams...(11/7) **at NYG:** Recorded two stops on special teams...(11/14) **vs. KC:** Appeared exclusively on special teams...(11/21) **vs. Cin.:** Inactive...(11/25) **at Dal.:** Inactive.

## KEISEAN NIXON'S NFL REGULAR SEASON DEFENSIVE STATISTICS

				TACKLES								INTERCEPTIONS							O. FUMB					ST					MISC	
DATE	TEAM	GP	GS	TK	S	A	TFL	YDS	SK	YDS	QBH	NO	YDS	LG	TD	PD	FF	FR	TD	YDS	TK	S	A	FF	FR	S	A			
2019	Raiders	14	0	3	3	0	0	0	0.0	0.0	0	0	0	0	0	1	0	0	0	0	9	9	0	0	0	0	0			
2020	Raiders	15	1	9	6	3	0	0	0.0	0.0	1	0	0	0	0	0	0	0	0	0	5	3	2	0	0	0	0			
2021	Raiders	5	0	1	0	1	0	0	0.0	0.0	0	0	0	0	0	0	0	0	0	0	2	0	2	0	0	0	0			
NFL TOTALS		34	1	13	9	4	0	0	0.0	0.0	1	0	0	0	0	1	0	0	0	0	16	12	4	0	0	0	0			

## KEISEAN NIXON'S 2021 GXG REGULAR-SEASON STATISTICS (RAIDERS)

			TACKLES							INTERCEPTIONS					O. FUMB				ST				MISC					
DATE	OPPONENT	P/S	TK	S	A	SK	YDS	TFL	YDS	QBH	NO	YDS	LG	TD	PD	FF	FR	TD	YDS	TK	S	A	FF	FR	S	A	W/L	SCORE
09/13	Ravens		INJURED RESERVE																								W	33-27+
09/19	at Steelers		INJURED RESERVE																								W	26-17
09/26	Dolphins		INJURED RESERVE																								W	31-28+
10/04	at Chargers		INJURED RESERVE																								L	14-28
10/10	Bears	P	0	0	0	0.0	0.0	0	0	0	0	0	0	0	0	0	0	0	0	0	0	0	0	0	0	L	9-20	
10/17	at Broncos	P	1	0	1	0.0	0.0	0	0	0	0	0	0	0	0	0	0	0	0	0	0	0	0	0	0	W	34-24	
10/24	Eagles	P	0	0	0	0.0	0.0	0	0	0	0	0	0	0	0	0	0	0	0	0	0	0	0	0	0	W	33-22	
11/07	at Giants	P	0	0	0	0.0	0.0	0	0	0	0	0	0	0	0	0	0	0	0	2	0	2	0	0	0	L	16-23	
11/14	Chiefs	P	0	0	0	0.0	0.0	0	0	0	0	0	0	0	0	0	0	0	0	0	0	0	0	0	0	L	14-41	
11/21	Bengals		ON INACTIVE LIST																								L	13-32
11/25	at Cowboys		INACTIVE																								W	36-33+
2021 TOTALS		5-0	1	0	1	0.0	0.0	0	0	0	0	0	0	0	0	0	0	0	0	2	0	2	0	0	0	0	6-5	

+ - Overtime





# PATRICK ONWUASOR

48

**POSITION:** LB  
**HT/WT:** 6-0/227  
**ACQUIRED:** FA-'21  
**BORN:** 08/22/92

**RAIDERS SEASON:** 1  
**NFL SEASON:** 6  
**COLLEGE:** Portland State  
**HOMETOWN:** Inglewood, CA

**2021: (11/21) vs. Cin.:** Appeared exclusively on special teams...(11/25) at Dal.: Saw action on special teams.


## PATRICK ONWUASOR'S NFL REGULAR SEASON DEFENSIVE STATISTICS

				TACKLES								INTERCEPTIONS						O. FUMB				ST					MISC	
DATE	TEAM	GP	GS	TK	S	A	TFL	YDS	SK	YDS	QBH	NO	YDS	LG	TD	PD	FF	FR	TD	YDS	TK	S	A	FF	FR	S	A	
2016	Ravens	11	1	10	1	9	0	0	0.0	0.0	0	0	0	0	0	0	0	0	0	0	11	8	3	1	0	0	0	
2017	Ravens	16	13	88	65	23	4	10	1.0	1.0	1	0	0	0	0	2	1	1	0	0	2	2	0	0	0	0	0	
2018	Ravens	16	12	54	35	19	8	45	5.5	43.5	12	1	33	33	0	3	2	0	0	0	5	2	3	0	0	0	0	
2019	Ravens	14	6	61	45	16	5	29	3.0	23.0	6	0	0	0	0	1	1	0	0	0	3	3	0	0	0	0	0	
2020	Ravens	0	0	0	0	0	0	0	0.0	0.0	0	0	0	0	0	0	0	0	0	0	0	0	0	0	0	0	0	
Went from Baltimore to N.Y. Jets.																												
2020	Jets	0	0	0	0	0	0	0	0.0	0.0	0	0	0	0	0	0	0	0	0	0	0	0	0	0	0	0	0	
2020	TOTAL	0	0	0	0	0	0	0	0.0	0.0	0	0	0	0	0	0	0	0	0	0	0	0	0	0	0	0	0	
2021	Raiders	4	0	0	0	0	0	0	0.0	0.0	0	0	0	0	0	0	0	0	0	0	0	0	0	0	0	0	0	
NFL TOTALS		61	32	213	146	67	17	84	9.5	67.5	19	1	33	33	0	6	4	1	0	0	21	15	6	1	0	0	0	

## PATRICK ONWUASOR'S 2021 GXC REGULAR-SEASON STATISTICS (RAIDERS)

			TACKLES							INTERCEPTIONS					O. FUMB				ST				MISC						
DATE	OPPONENT	P/S	TK	S	A	SK	YDS	TFL	YDS	QBH	NO	YDS	LG	TD	PD	FF	FR	TD	YDS	TK	S	A	FF	FR	S	A	W/L	SCORE	
09/13	Ravens		PRACTICE SQUAD																									W	33-27+
09/19	at Steelers		PRACTICE SQUAD																									W	26-17
09/26	Dolphins		PRACTICE SQUAD																									W	31-28+
10/04	at Chargers		PRACTICE SQUAD																									L	14-28
10/10	Bears		PRACTICE SQUAD																									L	9-20
10/17	at Broncos		PRACTICE SQUAD																									W	34-24
10/24	Eagles		PRACTICE SQUAD																									W	33-22
11/07	at Giants		PRACTICE SQUAD																									L	16-23
11/14	Chiefs		PRACTICE SQUAD																									L	14-41
11/21	Bengals	P	0	0	0	0.0	0.0	0	0	0	0	0	0	0	0	0	0	0	0	0	0	0	0	0	0	0	L	13-32	
11/25	at Cowboys	P	0	0	0	0.0	0.0	0	0	0	0	0	0	0	0	0	0	0	0	0	0	0	0	0	0	0	W	36-33+	
2021 TOTALS		2-0	0	0	0	0.0	0.0	0	0	0	0	0	0	0	0	0	0	0	0	0	0	0	0	0	0	0	6-5		

+ - Overtime



# BRANDON PARKER

# 75

**POSITION: T**
**HT/WT: 6-8/320**
**ACQUIRED: D3A-'18**
**BORN: 10/21/95**
**RAIDERS SEASON: 4**
**NFL SEASON: 4**
**COLLEGE: North Carolina A&T**
**HOMETOWN: Kannapolis, N.C.**

**2021: (9/13) vs. Bal.:** Appeared exclusively on special teams in the win...**(9/19) at Pit.:** Subbed in on the line due to injury, helping Carr complete 28-of-37 passes for 382 yards with two TDs for a passer rating of 126.2...**(9/26) vs. Mia.:** Appeared exclusively on special teams in the win...**(10/4) at LAC:** Saw action in a limited role on special teams...**(10/10) vs. Chi.:** Started his first game at right tackle, helping pave the way for RB Josh Jacobs' third rushing TD of the season...**(10/17) at Den.:** Started at right tackle, helping RB Kenyan Drake become the first Raiders player with a TD catch and a TD run in the same game since RB Darren McFadden did it in Buffalo on Sept. 18, 2011...**(10/24) vs. Phi.:** Started at right tackle as part of a line that posted its first clean sheet of the season, while helping Carr complete 91.2 percent of his attempts (31-for-34)...**(11/7) at NYG:** Started at right tackle and helped pave the way for 403 yards of total offense, including 117 on the ground...Also part of an offensive line that surrendered just one sack in the contest...**(11/14) vs. KC:** Started at right tackle and helped he offense record 299 total net yards...**(11/21) vs. Cin.:** Started at right tackle, helping the offense record 278 total net yards...**(11/25) at Dal.:** Started at right tackle as part of an offensive line that paved the way for 509 total net yards, including 143 yards on the ground.


## BRANDON PARKER'S NFL REGULAR SEASON STATISTICS

DATE	TEAM	GP	GS
2018	Raiders	15	12
2019	Raiders	11	3
2020	Raiders	11	4
2021	Raiders	11	7
<b>NFL TOTALS</b>		<b>48</b>	<b>26</b>

## BRANDON PARKER'S 2021 GXG REGULAR-SEASON STATISTICS (RAIDERS)

DATE	OPPONENT	P/S	W/L	SCORE
09/13	Ravens	P	W	33-27+
09/19	at Steelers	P	W	26-17
09/26	Dolphins	P	W	31-28+
10/04	at Chargers	P	L	14-28
10/10	Bears	S	L	9-20
10/17	at Broncos	S	W	34-24
10/24	Eagles	S	W	33-22
11/07	at Giants	S	L	16-23
11/14	Chiefs	S	L	14-41
11/21	Bengals	S	L	13-32
11/25	at Cowboys	S	W	36-33+
<b>2021 TOTALS</b>		<b>11-7</b>	<b>6-5</b>	

+ - Overtime



# DENZEL PERRYMAN

52

**POSITION:** LB  
**HT/WT:** 5-11/240  
**ACQUIRED:** TR -'21  
**BORN:** 05/12/92

**RAIDERS SEASON:** 1  
**NFL SEASON:** 7  
**COLLEGE:** Miami  
**HOMETOWN:** Coral Gables, Fla.

**2021: (9/13) vs. Bal.:** Started in his Raiders debut, leading the team with 10 tackles (five solo) and recording one fumble recovery...**(9/19) at Pit.:** Led the team for the second consecutive week...Recorded 12 tackles (six) in the win...**(9/26) vs. Mia.:** Finished with a team- and career-high 14 tackles (10 solo), marking his third consecutive contest leading the team and with 10-plus tackles...**(10/4) at LAC:** Finished tied for the team lead with 12 tackles (eight), marking his fourth-straight game with at least 10 tackles...**(10/10) vs. Chi.:** Led the team for the fifth straight week with 12 stops (10)...**(10/17) at Den.:** Finished tied with a team-high 11 tackles (six solo) and added one fumble recovery...Became the only player in the NFL with 10-plus tackles in all six games this season...Ranks tied for the first in the NFL with 72 total tackles on the season...His 72 total tackles are the most by a Raiders player in franchise history through the first six games of a single-season...His 72 total tackles rank tied for fourth-most by a player in NFL history through a player's first six games of a single-season...**(10/24) vs. Phi.:** Tied for the team lead with eight tackles (seven), adding three passes defended in the win...**(11/7) at NYG:** Finished with a team-high 10 tackles (seven), adding one pass defended...**(11/14) vs. KC:** Started and finished with 11 tackles (seven)...**(11/21) vs. Cin.:** Tied the team lead with 12 tackles (nine), including two for loss...**(11/25) at Dal.:** Finished with seven tackles (two).


## DENZEL PERRYMAN'S NFL REGULAR SEASON DEFENSIVE STATISTICS

DATE	TEAM	GP	GS	TACKLES							INTERCEPTIONS							O. FUMB				ST				MISC	
				TK	S	A	TFL	YDS	SK	YDS	QBH	NO	YDS	LG	TD	PD	FF	FR	TD	YDS	TK	S	A	FF	FR	S	A
2015	Chargers	14	9	67	58	9	8	35	2.0	23.0	3	0	0	0	0	0	1	0	0	0	6	6	0	0	0	0	0
2016	Chargers	12	11	71	55	16	8	25	2.0	8.0	2	1	1	1	0	2	0	0	0	0	1	1	0	0	0	0	0
2017	Chargers	7	6	37	25	12	1	1	0.0	0.0	0	0	0	0	0	0	0	1	0	0	0	0	0	0	0	0	0
2018	Chargers	9	9	51	30	21	1	0	0.0	0.0	1	1	16	16	0	2	0	0	0	0	0	0	0	0	0	0	0
2019	Chargers	14	10	68	51	17	5	7	0.0	0.0	0	1	0	0	0	1	1	0	0	0	0	0	0	0	0	0	0
2020	Chargers	13	6	48	25	23	3	12	1.0	9.0	2	0	0	0	0	1	1	0	0	0	0	0	0	0	0	0	0
2021	Raiders	11	11	121	76	45	4	10	0.0	0.0	2	0	0	0	0	3	0	2	0	2	0	0	0	0	0	0	0
<b>NFL TOTALS</b>		<b>80</b>	<b>62</b>	<b>463</b>	<b>320</b>	<b>143</b>	<b>30</b>	<b>90</b>	<b>5.0</b>	<b>40.0</b>	<b>10</b>	<b>3</b>	<b>17</b>	<b>16</b>	<b>0</b>	<b>9</b>	<b>3</b>	<b>3</b>	<b>0</b>	<b>2</b>	<b>7</b>	<b>7</b>	<b>0</b>	<b>0</b>	<b>0</b>	<b>0</b>	<b>0</b>

## DENZEL PERRYMAN'S 2021 GXG REGULAR-SEASON STATISTICS (RAIDERS)

			TACKLES								INTERCEPTIONS					O. FUMB				ST					MISC		W/L	SCORE
DATE	OPPONENT	P/S	TK	S	A	SK	YDS	TFL	YDS	QBH	NO	YDS	LG	TD	PD	FF	FR	TD	YDS	TK	S	A	FF	FR	S	A		
09/13	Ravens	S	10	5	5	0.0	0.0	0	0	0	0	0	0	0	0	0	1	0	1	0	0	0	0	0	0	0	W	33-27+
09/19	at Steelers	S	12	6	6	0.0	0.0	0	0	0	0	0	0	0	0	0	0	0	0	0	0	0	0	0	0	0	W	26-17
09/26	Dolphins	S	14	10	4	0.0	0.0	0	0	0	0	0	0	0	0	0	0	0	0	0	0	0	0	0	0	0	W	31-28+
10/04	at Chargers	S	12	8	4	0.0	0.0	1	0	0	0	0	0	0	0	0	0	0	0	0	0	0	0	0	0	0	L	14-28
10/10	Bears	S	13	10	3	0.0	0.0	0	0	1	0	0	0	0	0	0	0	0	0	0	0	0	0	0	0	0	L	9-20
10/17	at Broncos	S	12	6	6	0.0	0.0	0	0	0	0	0	0	0	0	0	1	0	1	0	0	0	0	0	0	0	W	34-24
10/24	Eagles	S	8	6	2	0.0	0.0	1	3	0	0	0	0	0	0	0	0	0	0	0	0	0	0	0	0	0	W	33-22
11/07	at Giants	S	10	7	3	0.0	0.0	0	0	0	0	0	0	0	1	0	0	0	0	0	0	0	0	0	0	0	L	16-23
11/14	Chiefs	S	11	7	4	0.0	0.0	0	0	0	0	0	0	0	0	0	0	0	0	0	0	0	0	0	0	0	L	14-41
11/21	Bengals	S	12	9	3	0.0	0.0	2	7	0	0	0	0	0	2	0	0	0	0	0	0	0	0	0	0	0	L	13-32
11/25	at Cowboys	S	7	2	5	0.0	0.0	0	0	1	0	0	0	0	0	0	0	0	0	0	0	0	0	0	0	0	W	36-33+
2021 TOTALS		11-11	121	76	45	0.0	0.0	4	10	2	0	0	0	0	3	0	2	0	2	0	0	0	0	0	0	0	6-5	

+ - Overtime



# HUNTER RENFROW

# 13

**POSITION: WR**
**HT/WT: 5-10/185**
**ACQUIRED: D5-'19**
**BORN: 12/21/95**
**RAIDERS SEASON: 3**
**NFL SEASON: 3**
**COLLEGE: Clemson**
**HOMETOWN: Myrtle Beach, S.C.**

**2021: (9/13) vs. Bal.:** Recorded six receptions for 70 yards in the season opener...**(9/19) at Pit.:** Finished with five receptions for 57 yards in the win...Also returned two punts for 26 yards...**(9/26) vs. Mia.:** Tied the team-high five receptions for 77 yards with one TD in the win...**(10/4) at LAC:** Led the team with six receptions for 45 yards with one TD...**(10/10) vs. Chi.:** Led the team with six receptions for 56 yards...**(10/17) at Den.:** Recorded three receptions for 36 yards and one punt return for five yards...**(10/24) vs. Phi.:** Led the team with seven receptions for 58 yards in the win...**(11/7) at NYG:** Started and tied a game-high seven receptions for 49 yards with one touchdown...**(11/14) vs. KC:** Led the team with seven receptions and finished with 46 yards and one TD...**(11/21) vs. Cin.:** Recorded four receptions for 30 yards and added one carry for five yards...Also returned two punts for 23 yards...**(11/25) at Dal.:** Registered career highs in receptions (eight) and receiving yards (134).

## HUNTER RENFROW'S NFL REGULAR SEASON RUSHING/RECEIVING STATISTICS

RECEIVING									RUSHING				
DATE	TEAM	GP	GS	NO.	YDS.	AVG.	LG	TD	NO.	YDS.	AVG.	LG	TD
2019	Raiders	13	4	49	605	12.3	65t	4	0	0	0.0	0	0
2020	Raiders	16	6	56	656	11.7	53	2	0	0	0.0	0	0
2021	Raiders	11	5	64	658	10.3	54	4	2	7	3.5	5	0
<b>NFL TOTALS</b>		<b>40</b>	<b>15</b>	<b>169</b>	<b>1,919</b>	<b>11.4</b>	<b>65T</b>	<b>10</b>	<b>2</b>	<b>7</b>	<b>3.5</b>	<b>5</b>	<b>0</b>

## HUNTER RENFROW'S NFL REGULAR SEASON RETURN STATISTICS

KICKOFF RETURNS							PUNT RETURNS					
DATE	TEAM	RET.	YDS.	AVG.	LG	TD	NO.	FC	YDS.	AVG.	LG	TD
2019	Raiders	0	0	0.0	0	0	5	4	38	7.6	13	0
2020	Raiders	0	0	0.0	0	0	23	10	265	11.5	32	0
2021	Raiders	0	0	0.0	0	0	18	17	158	8.8	21	0
<b>NFL TOTALS</b>		<b>0</b>	<b>0</b>	<b>0.0</b>	<b>0</b>	<b>0</b>	<b>46</b>	<b>31</b>	<b>461</b>	<b>10.0</b>	<b>32</b>	<b>0</b>

## 100-YARD RECEIVING GAMES (3): REGULAR SEASON

DATE	TEAM	NO.	YDS.	AVG.	LG	TD
12/22/19	at Chargers	7	107	15.3	56t	1
12/29/19	at Broncos	6	102	17.0	39	1
11/25/21	at Cowboys	8	134	16.8	54	0

## HUNTER RENFROW'S 2021 GXG REGULAR-SEASON STATISTICS (RAIDERS)

RECEIVING							RUSHING						W/L	SCORE
DATE	OPPONENT	P/S	NO.	YDS.	AVG.	LG	TD	NO.	YDS.	AVG.	LG	TD		
09/13	Ravens	P	6	70	11.7	27	0	0	0	0.0	0	0	W	33-27+
09/19	at Steelers	P	5	57	11.4	23	0	0	0	0.0	0	0	W	26-17
09/26	Dolphins	P	5	77	15.4	25	1	0	0	0.0	0	0	W	31-28+
10/04	at Chargers	S	6	45	7.5	12	1	0	0	0.0	0	0	L	14-28
10/10	Bears	S	6	56	9.3	17	0	0	0	0.0	0	0	L	9-20
10/17	at Broncos	P	3	36	12.0	25	0	0	0	0.0	0	0	W	34-24
10/24	Eagles	P	7	58	8.3	16	0	0	0	0.0	0	0	W	33-22
11/07	at Giants	S	7	49	7.0	20	1	0	0	0.0	0	0	L	16-23
11/14	Chiefs	P	7	46	6.6	15	1	0	0	0.0	0	0	L	14-41
11/21	Bengals	S	4	30	7.5	9	0	1	5	5.0	5	0	L	13-32
11/25	at Cowboys	S	8	134	16.8	54	0	1	2	2.0	2	0	W	36-33+
<b>2021 TOTALS</b>		<b>11-5</b>	<b>64</b>	<b>658</b>	<b>10.3</b>	<b>54</b>	<b>4</b>	<b>2</b>	<b>7</b>	<b>3.5</b>	<b>5</b>	<b>0</b>	<b>6-5</b>	

+ - Overtime



# JALEN RICHARD

# 30

**POSITION:** RB  
**HT/WT:** 5-8/205  
**ACQUIRED:** FA-'16  
**BORN:** 10/15/93

**RAIDERS SEASON:** 6  
**NFL SEASON:** 6  
**COLLEGE:** Southern Mississippi  
**HOMETOWN:** Alexandria, La.

**2021: (10/10) vs. Chi.:** Returned to action, appearing in a reserve role on offense...(10/17) at Den.: Hauled in one pass for three yards in a reserve role on offense...(10/24) vs. Phi.: Recorded four carries for eight yards in a reserve role on offense...(11/7) at NYG: Finished with five kickoff returns for 107 yards...Added two receptions for 18 yards...(11/14) vs. KC: Appeared on both offense and special teams...Hauled in one pass for three yards...Added three kickoff returns for 60 yards (20.0 avg.)...(11/21) vs. Cin.: Inactive...(11/25) at Dal.: Appeared on both offense and special teams.

## JALEN RICHARD'S NFL REGULAR SEASON RUSHING/RECEIVING STATISTICS

RUSHING														RECEIVING				
DATE	TEAM	GP	GS	NO.	YDS.	AVG.	LG	TD	NO.	YDS.	AVG.	LG	TD					
2016	Raiders	16	0	83	491	5.9	75t	1	29	194	6.7	29	2					
2017	Raiders	16	1	56	275	4.9	52t	1	27	256	9.5	39	1					
2018	Raiders	16	1	55	259	4.7	30	1	68	607	8.9	32	0					
2019	Raiders	16	0	39	145	3.7	13	0	36	323	9.0	33	0					
2020	Raiders	13	0	22	123	5.6	20t	1	19	138	7.3	19	0					
2021	Raiders	6	0	5	8	1.6	5	0	8	45	5.6	10	0					
NFL TOTALS		83	2	260	1,301	5.0	75T	4	187	1,563	8.4	39	3					

## JALEN RICHARD'S NFL REGULAR SEASON RETURN STATISTICS

KICKOFF RETURNS							PUNT RETURNS					
DATE	TEAM	RET.	YDS.	AVG.	LG	TD	NO.	FC	YDS.	AVG.	LG	TD
2016	Raiders	17	402	23.6	50	0	34	5	306	9.0	47	0
2017	Raiders	8	90	11.3	17	0	26	13	155	6.0	19	0
2018	Raiders	0	0	0.0	0	0	2	2	3	1.5	3	0
2019	Raiders	9	188	20.9	29	0	6	5	21	3.5	12	0
2020	Raiders	10	240	24.0	44	0	0	0	0	0.0	0	0
2021	Raiders	8	167	20.9	32	0	0	0	0	0.0	0	0
NFL TOTALS		52	1,087	20.9	50	0	68	25	485	7.1	47	0

## JALEN RICHARD'S 2021 GXG REGULAR-SEASON STATISTICS (RAIDERS)

DATE	OPPONENT	P/S	RUSHING					RECEIVING					W/L	SCORE
			NO.	YDS.	AVG.	LG	TD	NO.	YDS.	AVG.	LG	TD		
09/13	Ravens							INJURED RESERVE					W	33-27+
09/19	at Steelers							INJURED RESERVE					W	26-17
09/26	Dolphins							INJURED RESERVE					W	31-28+
10/04	at Chargers							INJURED RESERVE - DESIGNATED FOR RETURN					L	14-28
10/10	Bears	P	0	0	0.0	0	0	1	4	4.0	4	0	L	9-20
10/17	at Broncos	P	1	0	0.0	0	0	1	3	3.0	3	0	W	34-24
10/24	Eagles	P	4	8	2.0	5	0	3	17	5.7	9	0	W	33-22
11/07	at Giants	P	0	0	0.0	0	0	2	18	9.0	10	0	L	16-23
11/14	Chiefs	P	0	0	0.0	0	0	1	3	3.0	3	0	L	14-41
11/21	Bengals							ON INACTIVE LIST					L	13-32
11/25	at Cowboys	P	0	0	0.0	0	0	0	0	0.0	0	0	W	36-33+
<b>2021 TOTALS</b>			<b>6-0</b>	<b>5</b>	<b>8</b>	<b>1.6</b>	<b>5</b>	<b>0</b>	<b>8</b>	<b>45</b>	<b>5.6</b>	<b>10</b>	<b>0</b>	<b>6-5</b>

+ - Overtime



# AMIK ROBERTSON

# 21

**POSITION: CB**
**HT/WT: 5-9/183**
**ACQUIRED: D4B-'20**
**BORN: 06/07/98**
**RAIDERS SEASON: 2**
**NFL SEASON: 2**
**COLLEGE: Louisiana Tech**
**HOMETOWN: Thibodaux, La.**

**2021: (9/13) vs. Bal.:** Saw limited action on special teams...(9/19) at Pit.: Appeared in a reserve role on defense, while seeing extensive action and recording one stop on special teams...(9/26) vs. Mia.: Recorded one tackle in the overtime win...(10/4) at LAC: Registered a career-high seven tackles (six solo)...(10/10) vs. Chi.: Finished second on the team with seven tackles (five), tying his career best...(10/17) at Den.: Recorded three tackles (two)...(10/24) vs. Phi.: Inactive...(11/7) at NYG: Inactive...(11/14) vs. KC: Inactive...(11/21) vs. Cin.: Returned to action and appeared in a reserve role on special teams...(11/25) at Dal.: Appeared in a reserve role both on defense and special teams.

## AMIK ROBERTSON'S NFL REGULAR SEASON DEFENSIVE STATISTICS


		TACKLES										INTERCEPTIONS					O. FUMB				ST					MISC	
DATE	TEAM	GP	GS	TK	S	A	TFL	YDS	SK	YDS	QBH	NO	YDS	LG	TD	PD	FF	FR	TD	YDS	TK	S	A	FF	FR	S	A
2020	Raiders	9	0	4	3	1	0	0	0.0	0.0	0	0	0	0	0	0	0	0	0	0	0	0	0	0	0	0	0
2021	Raiders	8	2	18	14	4	0	0	0.0	0.0	0	0	0	0	0	0	0	0	0	0	1	0	1	0	0	0	0
NFL TOTALS		17	2	22	17	5	0	0	0.0	0.0	0	0	0	0	0	0	0	0	0	0	1	0	1	0	0	0	0

## AMIK ROBERTSON'S 2021 GXG REGULAR-SEASON STATISTICS (RAIDERS)

			TACKLES								INTERCEPTIONS						O. FUMB				ST					MISC		W/L	SCORE
DATE	OPPONENT	P/S	TK	S	A	SK	YDS	TFL	YDS	QBH	NO	YDS	LG	TD	PD	FF	FR	TD	YDS	TK	S	A	FF	FR	S	A			
09/13	Ravens	P	0	0	0	0.0	0.0	0	0	0	0	0	0	0	0	0	0	0	0	0	0	0	0	0	0	0	W	33-27+	
09/19	at Steelers	P	0	0	0	0.0	0.0	0	0	0	0	0	0	0	0	0	0	0	0	1	0	1	0	0	0	0	W	26-17	
09/26	Dolphins	P	1	1	0	0.0	0.0	0	0	0	0	0	0	0	0	0	0	0	0	0	0	0	0	0	0	0	W	31-28+	
10/04	at Chargers	P	7	6	1	0.0	0.0	0	0	0	0	0	0	0	0	0	0	0	0	0	0	0	0	0	0	0	L	14-28	
10/10	Bears	S	7	5	2	0.0	0.0	0	0	0	0	0	0	0	0	0	0	0	0	0	0	0	0	0	0	0	L	9-20	
10/17	at Broncos	S	3	2	1	0.0	0.0	0	0	0	0	0	0	0	0	0	0	0	0	0	0	0	0	0	0	0	W	34-24	
10/24	Eagles		ON INACTIVE LIST																									W	33-22
11/07	at Giants		ON INACTIVE LIST																									L	16-23
11/14	Chiefs		ON INACTIVE LIST																									L	14-41
11/21	Bengals	P	0	0	0	0.0	0.0	0	0	0	0	0	0	0	0	0	0	0	0	0	0	0	0	0	0	0	L	13-32	
11/25	at Cowboys	P	0	0	0	0.0	0.0	0	0	0	0	0	0	0	0	0	0	0	0	0	0	0	0	0	0	0	W	36-33+	
2021 TOTALS		8-2	18	14	4	0.0	0.0	0	0	0	0	0	0	0	0	0	0	0	0	1	0	1	0	0	0	0	6-5		

+ - Overtime





# JORDAN SIMMONS

60

**POSITION:** G

**HT/WT:** 6-4/339

**ACQUIRED:** FA-'21

**BORN:** 07/15/94

**RAIDERS SEASON:** 1

**NFL SEASON:** 4

**COLLEGE:** USC

**HOMETOWN:** Inglewood, Calif.

**2021: (9/19) at Pit.:** Inactive...(9/26) vs. **Mia.:** Did not play...(10/4) at **LAC:** Appeared in a limited role on offense...(10/10) vs. **Chi.:** Did not play...(10/17) at **Den.:** Did not play...(10/24) vs. **Phi.:** Appeared in a limited role on offense and special teams...(11/7) at **NYG:** Did not play...(11/14) vs. **KC:** Did not play...(11/21) vs. **Cin.:** Appeared in a larger role on offense, helping the offense record 278 total net yards...(11/25) at **Dal.:** Did not play.

## JORDAN SIMMONS' NFL REGULAR SEASON STATISTICS

DATE	TEAM	GP	GS
2017	Raiders	0	0
2018	Seahawks	6	3
Went from <b>Seattle</b> to <b>Oakland</b> .			
2018	Raiders	0	0
2018	TOTAL	6	3
2019	Seahawks	0	0
2020	Seahawks	14	6
2021	Seahawks	0	0
Went from <b>Seattle</b> to <b>Las Vegas</b> .			
2021	Raiders	0	0
2021	TOTAL	0	0
<b>NFL TOTALS</b>		<b>20</b>	<b>9</b>

## JORDAN SIMMONS' 2021 GXG REGULAR-SEASON STATISTICS (SEAHAWKS/RAIDERS)

DATE	OPPONENT	P/S	W/L	SCORE
09/12	at Colts		W	28-16
PRACTICE SQUAD Went from <b>Seahawks</b> to <b>Raiders</b> .				
11/07	at Giants		L	16-23
<b>2021 TOTALS</b>		<b>0-0</b>	<b>1-1</b>	
DID NOT PLAY (NON-INJURY)				



# JOHN SIMPSON

# 76

**POSITION: G**
**HT/WT: 6-4/330**
**ACQUIRED: D4A - '20**
**BORN: 08/19/97**
**RAIDERS SEASON: 2**
**NFL SEASON: 2**
**COLLEGE: Clemson**
**HOMETOWN: North Charleston, S.C.**

**2021: (9/13) vs. Bal.:** Started at left guard in the season opener..Helped allow QB Derek Carr to record 435 passing yards, marking the third-most of his career...**(9/19) at Pit.:** Started at left guard in the win, helping Carr complete 28-of-37 passes for 382 yards with two TDs for a passer rating of 126.2...**(9/26) vs. Mia.:** Started at left guard in the win...Helped pave the way for a season-high 497 yards of total offense, including 140 rushing yards...Allowed Carr to complete 26-of-43 passing for 386 yards, marking his third consecutive game with at least 325 passing yards...**(10/4) at LAC:** Started at left guard in the contest, while also seeing action on special teams...**(10/10) vs. Chi.:** Started at left guard, helping pave the way for RB Josh Jacobs' third rushing TD of the season...**(10/17) at Den.:** Started at left guard, helping RB Kenyan Drake become the first Raiders player with a TD catch and a TD run in the same game since RB Darren McFadden did it in Buffalo on Sept. 18, 2011...**(10/24) vs. Phi.:** Started at left guard as part of a line that posted its first clean sheet of the season, while helping Carr complete 91.2 percent of his attempts (31-for-34)...**(11/7) at NYG:** Started at left guard and helped pave the way for 403 yards of total offense, including 117 on the ground...Also part of an offensive line that surrendered just one sack in the contest...**(11/14) vs. KC:** Started at left guard and helped the offense record 299 total net yards...**(11/21) vs. Cin.:** Started at left guard, helping the offense record 278 total net yards...**(11/25) at Dal.:** Started at left guard as part of an offensive line that paved the way for 509 total net yards, including 143 yards on the ground.

## JOHN SIMPSON'S NFL REGULAR SEASON STATISTICS

DATE	TEAM	GP	GS
2020	Raiders	7	2
2021	Raiders	11	11
<b>NFL TOTALS</b>		<b>18</b>	<b>13</b>

## JOHN SIMPSON'S 2021 GXG REGULAR-SEASON STATISTICS (RAIDERS)

DATE	OPPONENT	P/S	W/L	SCORE
09/13	Ravens	S	W	33-27+
09/19	at Steelers	S	W	26-17
09/26	Dolphins	S	W	31-28+
10/04	at Chargers	S	L	14-28
10/10	Bears	S	L	9-20
10/17	at Broncos	S	W	34-24
10/24	Eagles	S	W	33-22
11/07	at Giants	S	L	16-23
11/14	Chiefs	S	L	14-41
11/21	Bengals	S	L	13-32
11/25	at Cowboys	S	W	36-33+
<b>2021 TOTALS</b>		<b>11-11</b>	<b>6-5</b>	

+ - Overtime



# DAMION SQUARE

# 97

**POSITION:** DT  
**HT/WT:** 6-2/293  
**ACQUIRED:** FA-'21  
**BORN:** 02/06/89

**RAIDERS SEASON:** 1  
**NFL SEASON:** 9  
**COLLEGE:** Alabama  
**HOMETOWN:** Houston, Texas


**2021: (9/19) at Pit.:** Inactive...(9/26) vs. Mia.: Inactive...(10/4) at LAC: Inactive...(10/10) vs. Chi.: Inactive...(10/17) at Den.: Saw action in his first contest with the Raiders and recorded two tackles and a half-sack...(10/24) vs. Phi.: Appeared in a limited role on defense...(11/7) at NYG: Inactive...(11/14) vs. KC: Appeared in a reserve role on defense and recorded two tackles (one)...(11/21) vs. Cin.: Recorded two tackles...(11/25) at Dal.: Recorded one tackle on defense in a reserve role.

## DAMION SQUARE'S NFL REGULAR SEASON DEFENSIVE STATISTICS

DATE	TEAM	GP	GS	TACKLES							INTERCEPTIONS						O. FUMB				ST					MISC	
				TK	S	A	TFL	YDS	SK	YDS	QBH	NO	YDS	LG	TD	PD	FF	FR	TD	YDS	TK	S	A	FF	FR	S	A
2013	Eagles	10	0	4	4	0	1	5	0.0	0.0	0	0	0	0	0	1	0	0	0	0	0	0	0	0	0	0	0
2014	Chiefs	0	0	0	0	0	0	0	0.0	0.0	0	0	0	0	0	0	0	0	0	0	0	0	0	0	0	0	0
Went from Kansas City to San Diego.																											
2014	Chargers	0	0	0	0	0	0	0	0.0	0.0	0	0	0	0	0	0	0	0	0	0	0	0	0	0	0	0	0
2014	TOTAL	0	0	0	0	0	0	0	0.0	0.0	0	0	0	0	0	0	0	0	0	0	0	0	0	0	0	0	0
2015	Chargers	6	1	6	5	1	0	0	0.0	0.0	2	0	0	0	0	0	0	1	0	0	0	0	0	0	0	0	0
2016	Chargers	11	7	13	8	5	4	21	2.5	16.5	4	0	0	0	0	0	0	0	0	0	0	0	0	0	0	0	0
2017	Chargers	16	0	19	13	6	1	8	0.0	0.0	1	0	0	0	0	3	0	1	0	0	0	0	0	0	0	0	0
2018	Chargers	16	11	31	16	15	3	9	3.0	13.5	7	0	0	0	0	3	0	0	0	0	0	0	0	0	0	0	0
2019	Chargers	16	4	27	15	12	1	1	0.0	0.0	1	0	0	0	0	2	0	0	0	0	0	0	0	0	0	0	0
2020	Chargers	16	1	20	9	11	1	1	1.0	1.0	2	0	0	0	0	0	0	0	0	0	0	0	0	0	0	0	0
2021	Saints	0	0	0	0	0	0	0	0.0	0.0	0	0	0	0	0	0	0	0	0	0	0	0	0	0	0	0	0
Went from New Orleans to Chicago.																											
2021	Bears	0	0	0	0	0	0	0	0.0	0.0	0	0	0	0	0	0	0	0	0	0	0	0	0	0	0	0	0
Went from Chicago to Las Vegas.																											
2021	Raiders	1	0	7	2	5	0	0	0.5	1.5	3	0	0	0	0	0	0	0	0	0	0	0	0	0	0	0	0
2021	TOTAL	1	0	7	2	5	0	0	0.5	1.5	3	0	0	0	0	0	0	0	0	0	0	0	0	0	0	0	0
NFL TOTALS		92	24	127	72	55	11	45	7.0	32.5	20	0	0	0	0	9	0	2	0	0	0	0	0	0	0	0	0

## DAMION SQUARE'S 2021 GXG REGULAR-SEASON STATISTICS (SAINTS/BEARS/RAIDERS)

DATE	OPPONENT	P/S	TACKLES							INTERCEPTIONS						O. FUMB				ST					MISC		W/L	SCORE
			TK	S	A	SK	YDS	TFL	YDS	QBH	NO	YDS	LG	TD	PD	FF	FR	TD	YDS	TK	S	A	FF	FR	S	A		
09/12	Packers										DID NOT PLAY																W	38-3
10/10	at Raiders										Went from Saints to Bears.																W	20-9
											ON INACTIVE LIST																	
											Went from Bears to Raiders.																	
11/14	Chiefs	P	2	1	1	0.0	0.0	0	0	0	0	0	0	0	0	0	0	0	0	0	0	0	0	0	0	0	L	14-41
2021 TOTALS		1-0	2	1	1	0.0	0.0	0	0	0	0	0	0	0	0	0	0	0	0	0	0	0	0	0	0	0	2-1	



# DILLON STONER

# 16

**POSITION: WR**
**HT/WT: 6-0/194**
**ACQUIRED: FA-'21**
**BORN: 06/02/98**
**RAIDERS SEASON: R**
**NFL SEASON: R**
**COLLEGE: Oklahoma State**
**HOMETOWN: Tulsa, Okla.**

**2021: (11/7) at NYG:** Made his NFL debut, appearing in a limited role on offense and special teams...(11/14) **vs. KC:** Saw limited action on both offense and special teams...Recorded one tackle on special teams...(11/21) **vs. Cin.:** Appeared in a reserve role on offense...Also saw action on special teams...(11/25) **at Dal.:** Appeared exclusively on special teams.

## DILLON STONER'S NFL REGULAR SEASON RUSHING/RECEIVING STATISTICS

DATE	TEAM	GP	GS	RECEIVING					RUSHING				
				NO.	YDS.	AVG.	LG	TD	NO.	YDS.	AVG.	LG	TD
2021	Raiders	4	0	0	0	0.0	0	0	0	0	0.0	0	0
<b>NFL TOTALS</b>		<b>4</b>	<b>0</b>	<b>0</b>	<b>0</b>	<b>0.0</b>	<b>0</b>	<b>0</b>	<b>0</b>	<b>0</b>	<b>0.0</b>	<b>0</b>	<b>0</b>

## DILLON STONER'S NFL REGULAR SEASON RETURN STATISTICS

KICKOFF RETURNS							PUNT RETURNS					
DATE	TEAM	RET.	YDS.	AVG.	LG	TD	NO.	FC	YDS.	AVG.	LG	TD
2021	Raiders	0	0	0.0	0	0	0	0	0	0.0	0	0
NFL TOTALS		0	0	0.0	0	0	0	0	0	0.0	0	0

## DILLON STONER'S 2021 GXG REGULAR-SEASON STATISTICS (RAIDERS)

DATE	OPPONENT	P/S	RECEIVING					RUSHING					W/L	SCORE
			NO.	YDS.	AVG.	LG	TD	NO.	YDS.	AVG.	LG	TD		
09/13	Ravens												W	33-27+
09/19	at Steelers												W	26-17
09/26	Dolphins												W	31-28+
10/04	at Chargers												L	14-28
10/10	Bears												L	9-20
10/17	at Broncos												W	34-24
10/24	Eagles												W	33-22
11/07	at Giants	P	0	0	0.0	0	0	0	0	0.0	0	0	L	16-23
11/14	Chiefs	P	0	0	0.0	0	0	0	0	0.0	0	0	L	14-41
11/21	Bengals	P	0	0	0.0	0	0	0	0	0.0	0	0	L	13-32
11/25	at Cowboys	P	0	0	0.0	0	0	0	0	0.0	0	0	W	36-33+
<b>2021 TOTALS</b>		<b>4-0</b>	<b>0</b>	<b>0</b>	<b>0.0</b>	<b>0</b>	<b>0</b>	<b>0</b>	<b>0</b>	<b>0.0</b>	<b>0</b>	<b>0</b>	<b>6-5</b>	

+ - Overtime



# RODERIC TEAMER

# 33

**POSITION: S**
**HT/WT: 6-0/205**
**ACQUIRED: FA-'21**
**BORN: 12/05/97**
**RAIDERS SEASON: 1**
**NFL SEASON: 2**
**COLLEGE: Tulane**
**HOMETOWN: New Orleans, La.**

**2021: (9/13) vs. Bal.:** Inactive...(9/19) at Pit.: Inactive...(9/26) vs. Mia.: Inactive...(10/4) at LAC: Made his season debut in a reserve role and recorded two tackles...(10/10) vs. Chi.: Recorded on tackle on defense and made two stops on special teams...(10/17) at Den.: Recorded two tackles...(11/21) vs. Cin.: Returned to action, appearing exclusively on special teams...(11/25) at Dal.: Recorded one tackle on special teams.

## RODERIC TEAMER'S NFL REGULAR SEASON DEFENSIVE STATISTICS

			TACKLES									INTERCEPTIONS					O. FUMB				ST					MISC	
DATE	TEAM	GP	GS	TK	S	A	TFL	YDS	SK	YDS	QBH	NO	YDS	LG	TD	PD	FF	FR	TD	YDS	TK	S	A	FF	FR	S	A
2019	Chargers	7	6	40	30	10	1	1	1.0	0.0	1	1	3	3	0	2	0	0	0	0	0	0	0	0	0	0	0
2021	Colts	0	0	0	0	0	0	0	0.0	0.0	0	0	0	0	0	0	0	0	0	0	0	0	0	0	0	0	0
NFL TOTALS		7	6	40	30	10	1	1	1.0	0.0	1	1	3	3	0	2	0	0	0	0	0	0	0	0	0	0	0

## RODERIC TEAMER'S 2021 GXG REGULAR-SEASON STATISTICS (COLTS)

			TACKLES							INTERCEPTIONS					O. FUMB				ST				MISC		W/L	SCORE		
DATE	OPPONENT	P/S	TK	S	A	SK	YDS	TFL	YDS	QBH	NO	YDS	LG	TD	PD	FF	FR	TD	YDS	TK	S	A	FF	FR			S	A
09/12	Seahawks										NOT ON ROSTER																L	16-28
09/19	Rams										NOT ON ROSTER																L	24-27
09/26	at Titans										NOT ON ROSTER																L	16-25
10/03	at Dolphins										NOT ON ROSTER																W	27-17
10/11	at Ravens										NOT ON ROSTER																L	25-31+
10/17	Texans										NOT ON ROSTER																W	31-3
10/24	at 49ers										NOT ON ROSTER																W	30-18
10/31	Titans										NOT ON ROSTER																L	31-34+
11/04	Jets										NOT ON ROSTER																W	45-30
11/14	Jaguars										NOT ON ROSTER																W	23-17
11/21	at Bills										NOT ON ROSTER																W	41-15
2021 TOTALS			0	0	0	0.0	0.0	0	0	0	0	0	0	0	0	0	0	0	0	0	0	0	0	0	0	0	0	6-5

+ - Overtime



# SOLOMON THOMAS

# 92

**POSITION:** DT

**HT/WT:** 6-3/295

**ACQUIRED:** UFA -'21 (SF)

**BORN:** 08/26/95

**RAIDERS SEASON:** 1

**NFL SEASON:** 5

**COLLEGE:** Stanford

**HOMETOWN:** Coppell, Texas

**2021: (9/13) vs. Bal.:** Made his Raider debut, appearing exclusively on defense...(9/19) at Pit.: Recorded two tackles, one tackle for loss, two sacks and one pass defended in the win...His two sacks marked a single-game career high...(9/26) vs. Mia.: Combined with DE Carl Cassib to take down QB Jacoby Brissett for a loss of 6.5 yards...Finished with four stops on defense and one forced fumble...(10/4) at LAC: Totaled two tackles and one pass defended...(10/10) vs. Chi.: Saw action on both defense and special teams...(10/17) at Den.: Recorded one tackle and one forced fumble...(10/24) vs. Phi.: Recorded three tackles on defense in the win...(11/7) at NYG: Finished with two tackles...(11/14) vs. KC: Recorded three tackles on defense...(11/21) vs. Cin.: Recorded two tackles and one sack for a loss of 10 yards...(11/25) at Dal.: Recorded four tackles (three), including one tackle for loss.

## SOLOMON THOMAS' NFL REGULAR SEASON DEFENSIVE STATISTICS

				TACKLES								INTERCEPTIONS					O. FUMB				ST					MISC	
DATE	TEAM	GP	GS	TK	S	A	TFL	YDS	SK	YDS	QBH	NO	YDS	LG	TD	PD	FF	FR	TD	YDS	TK	S	A	FF	FR	S	A
2017	49ers	14	12	41	34	7	10	23	3.0	9.0	11	0	0	0	0	0	0	1	0	0	0	0	0	0	0	0	0
2018	49ers	16	13	31	24	7	3	10	1.0	2.0	6	0	0	0	0	0	0	0	0	0	0	0	0	0	0	0	0
2019	49ers	16	3	21	15	6	3	10	2.0	9.0	6	0	0	0	0	0	0	0	0	0	0	0	0	0	0	0	0
2020	49ers	2	2	2	0	2	0	0	0.0	0.0	0	0	0	0	0	0	0	0	0	0	0	0	0	0	0	0	0
2021	Raiders	11	0	24	11	13	3	18	3.5	19.5	11	0	0	0	0	2	2	0	0	0	0	0	0	0	0	0	0
NFL TOTALS		59	30	119	84	35	19	61	9.5	39.5	34	0	0	0	0	2	2	1	0	0	0	0	0	0	0	0	0

## SOLOMON THOMAS' 2021 GXG REGULAR-SEASON STATISTICS (RAIDERS)

DATE	OPPONENT	P/S	TACKLES							QBH	INTERCEPTIONS					O. FUMB				ST				MISC		W/L	SCORE
			TK	S	A	SK	YDS	TFL	YDS		NO	YDS	LG	TD	PD	FF	FR	TD	YDS	TK	S	A	FF	FR	S	A	
09/13	Ravens	P	0	0	0	0.0	0.0	0	0	0	0	0	0	0	0	0	0	0	0	0	0	0	0	0	0	W	33-27+
09/19	at Steelers	P	2	2	0	2.0	3.0	1	3	2	0	0	0	0	1	0	0	0	0	0	0	0	0	0	0	W	26-17
09/26	Dolphins	P	4	1	3	0.5	6.5	0	0	1	0	0	0	0	0	1	0	0	0	0	0	0	0	0	0	W	31-28+
10/04	at Chargers	P	2	0	2	0.0	0.0	0	0	1	0	0	0	0	1	0	0	0	0	0	0	0	0	0	0	L	14-28
10/10	Bears	P	0	0	0	0.0	0.0	0	0	0	0	0	0	0	0	0	0	0	0	0	0	0	0	0	0	L	9-20
10/17	at Broncos	P	1	1	0	0.0	0.0	0	0	3	0	0	0	0	0	1	0	0	0	0	0	0	0	0	0	W	34-24
10/24	Eagles	P	4	1	3	0.0	0.0	0	0	2	0	0	0	0	0	0	0	0	0	0	0	0	0	0	0	W	33-22
11/07	at Giants	P	2	1	1	0.0	0.0	0	0	1	0	0	0	0	0	0	0	0	0	0	0	0	0	0	0	L	16-23
11/14	Chiefs	P	3	0	3	0.0	0.0	0	0	0	0	0	0	0	0	0	0	0	0	0	0	0	0	0	0	L	14-41
11/21	Bengals	P	2	2	0	1.0	10.0	1	10	1	0	0	0	0	0	0	0	0	0	0	0	0	0	0	0	L	13-32
11/25	at Cowboys	P	4	3	1	0.0	0.0	1	5	0	0	0	0	0	0	0	0	0	0	0	0	0	0	0	0	W	36-33+
<b>2021 TOTALS</b>		<b>11-0</b>	<b>24</b>	<b>11</b>	<b>13</b>	<b>3.5</b>	<b>19.5</b>	<b>3</b>	<b>18</b>	<b>11</b>	<b>0</b>	<b>0</b>	<b>0</b>	<b>0</b>	<b>2</b>	<b>2</b>	<b>0</b>	<b>0</b>	<b>0</b>	<b>0</b>	<b>0</b>	<b>0</b>	<b>0</b>	<b>0</b>	<b>0</b>	<b>6-5</b>	

+ - Overtime





# DESMOND TRUFANT

# 10

**POSITION: CB**
**HT/WT: 6-0/190**
**ACQUIRED: FA-'21**
**BORN: 09/10/90**
**RAIDERS SEASON: 1**
**NFL SEASON: 9**
**COLLEGE: Washington**
**HOMETOWN: Tacoma, Wash.**

**2021: (10/24) vs. Phi.:** Made his Raiders debut, appearing on both defense and special teams in the win...**(11/7) at NYG:** Appeared on both defense and special teams...**(11/14) vs. KC:** Appeared on defense and recorded two tackles (one)...**(11/21) vs. Cin.:** Did not play...**(11/25) at Dal.:** Appeared on defense and special teams and recorded one pass defended.

## DESMOND TRUFANT'S NFL REGULAR SEASON DEFENSIVE STATISTICS

				TACKLES								INTERCEPTIONS						O. FUMB				ST						MISC	
DATE	TEAM	GP	GS	TK	S	A	TFL	YDS	SK	YDS	QBH	NO	YDS	LG	TD	PD	FF	FR	TD	YDS	TK	S	A	FF	FR	S	A		
2013	Falcons	16	16	70	55	15	1	2	0.0	0.0	0	2	0	0	0	17	1	1	0	18	0	0	0	0	0	0	0		
2014	Falcons	16	16	61	53	8	1	1	0.0	0.0	0	3	19	19	0	16	0	1	0	15	0	0	0	0	0	0	0		
2015	Falcons	16	16	42	35	7	1	9	1.0	9.0	2	1	0	0	0	11	0	2	1	21	0	0	0	0	0	0	0		
2016	Falcons	9	9	30	25	5	1	8	2.0	17.0	2	1	9	9	0	4	2	0	0	0	1	0	1	0	0	0	0		
2017	Falcons	15	15	39	34	5	3	10	1.0	7.0	1	2	43	43	0	12	0	3	1	15	2	2	0	0	0	0	0		
2018	Falcons	16	16	66	55	11	1	10	1.0	10.0	1	0	0	0	0	12	0	0	0	0	0	0	0	0	0	0	0		
2019	Falcons	9	9	18	13	5	1	1	0.0	0.0	0	4	26	16	0	7	0	0	0	0	0	0	0	0	0	0	0		
2020	Lions	6	6	20	16	4	1	8	1.0	8.0	1	1	0	0	0	4	0	0	0	0	0	0	0	0	0	0	0		
2021	Bears	0	0	0	0	0	0	0	0.0	0.0	0	0	0	0	0	0	0	0	0	0	0	0	0	0	0	0	0		
Went from Chicago to New Orleans.																													
2021	Saints	0	0	3	2	1	0	0	0.0	0.0	0	0	0	0	0	1	0	0	0	0	0	0	0	0	0	0	0		
2021	TOTAL	0	0	3	2	1	0	0	0.0	0.0	0	0	0	0	0	1	0	0	0	0	0	0	0	0	0	0	0		
NFL TOTALS		103	103	349	288	61	10	49	6.0	51.0	7	14	97	43	0	84	3	7	2	69	3	2	1	0	0	0	0		

## DESMOND TRUFANT'S 2021 GXG REGULAR-SEASON STATISTICS (SAINTS)

DATE	OPPONENT	P/S	TACKLES								INTERCEPTIONS					O. FUMB				ST				MISC		W/L	SCORE
			TK	S	A	SK	YDS	TFL	YDS	QBH	NO	YDS	LG	TD	PD	FF	FR	TD	YDS	TK	S	A	FF	FR	S	A	
11/14	at Titans																									L	21-23
2021 TOTALS			0	0	0	0.0	0.0	0	0	0	0	0	0	0	0	0	0	0	0	0	0	0	0	0	0	0-1	



# KENDAL VICKERS

# 95

**POSITION:** DL  
**HT/WT:** 6-3/295  
**ACQUIRED:** FA-'20  
**BORN:** 05/23/95

**RAIDERS SEASON:** 2  
**NFL SEASON:** 2  
**COLLEGE:** Tennessee  
**HOMETOWN:** Havelock, N.C.

2021: (11/14) vs. KC: Inactive...(11/21) vs. Cin.: Inactive...(11/25) at Dal.: Inactive.

## KENDAL VICKERS' NFL REGULAR SEASON DEFENSIVE STATISTICS

			TACKLES									INTERCEPTIONS						O. FUMB					ST					MISC	
DATE	TEAM	GP	GS	TK	S	A	TFL	YDS	SK	YDS	QBH	NO	YDS	LG	TD	PD	FF	FR	TD	YDS	TK	S	A	FF	FR	S	A		
2020	Raiders	15	2	10	5	5	3	19	2.0	14.0	3	0	0	0	0	0	0	0	0	0	0	0	0	0	0	0	0		
2021	Raiders	1	0	0	0	0	0	0	0.0	0.0	0	0	0	0	0	0	0	0	0	0	0	0	0	0	0	0	0		
NFL TOTALS		16	2	10	5	5	3	19	2.0	14.0	3	0	0	0	0	0	0	0	0	0	0	0	0	0	0	0	0		

## KENDAL VICKERS' 2021 GXG REGULAR-SEASON STATISTICS (RAIDERS)

			TACKLES							INTERCEPTIONS					O. FUMB				ST				MISC					
DATE	OPPONENT	P/S	TK	S	A	SK	YDS	TFL	YDS	QBH	NO	YDS	LG	TD	PD	FF	FR	TD	YDS	TK	S	A	FF	FR	S	A	W/L	SCORE
09/13	Ravens																										W	33-27+
09/19	at Steelers																										W	26-17
09/26	Dolphins																										W	31-28+
10/04	at Chargers																										L	14-28
10/10	Bears																										L	9-20
10/17	at Broncos																										W	34-24
10/24	Eagles																										W	33-22
11/07	at Giants																										L	16-23
11/14	Chiefs																										L	14-41
11/21	Bengals																										L	13-32
11/25	at Cowboys																										W	36-33+
2021 TOTALS			0	0	0	0.0	0.0	0	0	0	0	0	0	0	0	0	0	0	0	0	0	0	0	0	0	0	6-5	

+ - Overtime



# DARREN WALLER

# 83

**POSITION:** TE  
**HT/WT:** 6-6/255  
**ACQUIRED:** FA-'18  
**BORN:** 09/13/92

**RAIDERS SEASON:** 4  
**NFL SEASON:** 5  
**COLLEGE:** Georgia Tech  
**HOMETOWN:** Acworth, Ga.

**2021: (9/13) vs. Bal.:** Finished the night with 10 receptions for 105 yards with one TD...Registered his 11th career 100-yard receiving game and his fourth career game with 10 or more receptions...The contest marked his fourth straight game with 100-plus receiving yards, dating back to Dec. 17, 2020...(9/19) at Pit.: Started and recorded 65 yards on five receptions with a 25-yard long...(9/26) vs. Mia.: Recorded five receptions for 54 yards in the win...(10/4) at LAC: Finished with four receptions for 50 yards, adding one TD...(10/10) vs. Chi.: Recorded four receptions for 45 yards...(10/17) at Den.: Recorded five receptions for 59 yards (11.8 avg.) with a 33-yard long...(10/24) vs. Phi.: Inactive...(11/7) at NYG: Returned to action and recorded a game-high 92 receiving yards on seven receptions...(11/14) vs. KC: Started and recorded four receptions for 24 yards...(11/21) vs. Cin.: Recorded 116 yards on seven receptions...(11/25) at Dal.: Recorded two catches for 33 yards.

## DARREN WALLER'S NFL REGULAR SEASON RUSHING/RECEIVING STATISTICS

DATE	TEAM	GP	GS	RECEIVING					RUSHING				
				NO.	YDS.	AVG.	LG	TD	NO.	YDS.	AVG.	LG	TD
2015	Ravens	6	1	2	18	9.0	17	0	0	0	0.0	0	0
2016	Ravens	12	3	10	85	8.5	15	2	0	0	0.0	0	0
2018	Ravens	0	0	0	0	0.0	0	0	0	0	0.0	0	0
Went from Baltimore to Oakland.													
2018	Raiders	4	0	6	75	12.5	44	0	1	21	21.0	21	0
2018	TOTAL	4	0	6	75	12.5	44	0	1	21	21.0	21	0
2019	Raiders	16	16	90	1,145	12.7	75	3	2	5	2.5	7	0
2020	Raiders	16	15	107	1,196	11.2	38t	9	0	0	0.0	0	0
2021	Raiders	10	10	53	643	12.1	33	2	0	0	0.0	0	0
NFL TOTALS		64	45	268	3,162	11.8	75	16	3	26	8.7	21	0

## DARREN WALLER'S NFL REGULAR SEASON RETURN STATISTICS

KICKOFF RETURNS							PUNT RETURNS					
DATE	TEAM	RET.	YDS.	AVG.	LG	TD	NO.	FC	YDS.	AVG.	LG	TD
2015	Ravens	0	0	0.0	0	0	0	0	0	0.0	0	0
2016	Ravens	0	0	0.0	0	0	0	0	0	0.0	0	0
2018	Ravens	0	0	0.0	0	0	0	0	0	0.0	0	0
Went from Baltimore to Oakland.												
2018	Raiders	0	0	0.0	0	0	0	0	0	0.0	0	0
2018	TOTAL	0	0	0.0	0	0	0	0	0	0.0	0	0
2019	Raiders	0	0	0.0	0	0	0	0	0	0.0	0	0
2020	Raiders	0	0	0.0	0	0	0	0	0	0.0	0	0
2021	Raiders	0	0	0.0	0	0	0	0	0	0.0	0	0
NFL TOTALS		0	0	0.0	0	0	0	0	0	0.0	0	0


**100-YARD RECEIVING GAMES (12): REGULAR SEASON**

DATE	TEAM	NO.	YDS.	AVG.	LG	TD
09/22/19	at Vikings	13	134	10.3	30	0
10/20/19	at Packers	7	126	18.0	48	2
12/01/19	at Chiefs	7	100	14.3	24	0
12/15/19	JAGUARS	8	122	15.3	36	0
12/29/19	at Broncos	6	107	17.8	75	0
09/21/20	SAINTS	12	105	8.8	18	1
12/06/20	at Jets	13	200	15.4	38t	2
12/17/20	CHARGERS	9	150	16.7	35t	1
12/26/20	DOLPHINS	5	112	22.4	33	0
01/03/21	at Broncos	9	117	13.0	28t	1
09/13/21	RAVENS	10	105	10.5	24	1
11/21/21	BENGALS	7	116	16.6	31	0

**DARREN WALLER'S 2021 GXG REGULAR-SEASON STATISTICS (RAIDERS)**

DATE	OPPONENT	P/S	RECEIVING					RUSHING					W/L	SCORE
			NO.	YDS.	AVG.	LG	TD	NO.	YDS.	AVG.	LG	TD		
09/13	Ravens	S	10	105	10.5	24	1	0	0	0.0	0	0	W	33-27+
09/19	at Steelers	S	5	65	13.0	25	0	0	0	0.0	0	0	W	26-17
09/26	Dolphins	S	5	54	10.8	23	0	0	0	0.0	0	0	W	31-28+
10/04	at Chargers	S	4	50	12.5	21	1	0	0	0.0	0	0	L	14-28
10/10	Bears	S	4	45	11.3	29	0	0	0	0.0	0	0	L	9-20
10/17	at Broncos	S	5	59	11.8	33	0	0	0	0.0	0	0	W	34-24
10/24	Eagles							ON INACTIVE LIST					W	33-22
11/07	at Giants	S	7	92	13.1	24	0	0	0	0.0	0	0	L	16-23
11/14	Chiefs	S	4	24	6.0	11	0	0	0	0.0	0	0	L	14-41
11/21	Bengals	S	7	116	16.6	31	0	0	0	0.0	0	0	L	13-32
11/25	at Cowboys	S	2	33	16.5	21	0	0	0	0.0	0	0	W	36-33+
<b>2021 TOTALS</b>		<b>10-10</b>	<b>53</b>	<b>643</b>	<b>12.1</b>	<b>33</b>	<b>2</b>	<b>0</b>	<b>0</b>	<b>0.0</b>	<b>0</b>	<b>0</b>	<b>6-5</b>	

+ - Overtime



# K.J. WRIGHT

# 34

**POSITION:** LB  
**HT/WT:** 6-4/246  
**ACQUIRED:** FA-'21  
**BORN:** 07/23/89

**RAIDERS SEASON:** 1  
**NFL SEASON:** 11  
**COLLEGE:** Mississippi State  
**HOMETOWN:** Olive Branch, Miss.

**2021: (9/13) vs. Bal.:** Made his Raiders debut, recording two tackles in the win...**(9/19) at Pit.:** Appeared on defense in a reserve role...**(9/26) vs. Mia.:** Appeared in a reserve role on both defense and special teams...**(10/4) at LAC:** Recorded five tackles (two solo)...**(10/10) vs. Chi.:** Finished with three tackles...: Appeared in a reserve role on both defense and special teams...**(10/4) at LAC:** Recorded five tackles (two solo)...**(10/17) at Den.:** Recorded four tackles (three)...**(10/24) vs. Phi.:** Appeared in a limited role on both defense and special teams...**(11/7) at NYG:** Finished fourth on the team with six tackles (four), including one tackle for loss...**(11/14) vs. KC:** Appeared in a reserve role on defense and recorded one tackle...**(11/21) vs. Cin.:** Recorded two tackles...**(11/25) at Dal.:** Started at linebacker and recorded four tackles (one).

## K.J. WRIGHT'S NFL REGULAR SEASON DEFENSIVE STATISTICS

DATE	TEAM	GP	GS	TACKLES							QBH	INTERCEPTIONS					O. FUMB				ST					MISC	
				TK	S	A	TFL	YDS	SK	YDS		NO	YDS	LG	TD	PD	FF	FR	TD	YDS	TK	S	A	FF	FR	S	A
2011	Seahawks	16	12	61	46	15	10	0	2.0	9.0	4	0	0	0	0	3	1	1	0	30	4	4	0	0	0	0	0
2012	Seahawks	15	15	96	66	30	8	0	1.0	13.0	3	1	24	24	0	5	1	0	0	0	2	2	0	0	0	0	0
2013	Seahawks	13	13	80	46	34	4	12	1.5	4.5	2	0	0	0	0	4	0	1	0	0	0	0	0	0	0	0	0
2014	Seahawks	16	16	106	73	33	5	11	2.0	8.0	2	0	0	0	0	4	3	1	0	0	1	0	1	0	0	0	0
2015	Seahawks	16	16	116	71	45	4	13	1.0	11.0	2	0	0	0	0	3	4	2	0	4	0	0	0	0	0	0	0
2016	Seahawks	16	16	126	72	54	12	29	4.0	7.0	8	0	0	0	0	5	1	1	0	0	0	0	0	0	0	0	0
2017	Seahawks	15	15	108	71	37	5	14	0.0	0.0	3	1	1	1	0	6	0	1	0	0	0	0	0	0	0	0	0
2018	Seahawks	5	5	23	15	8	2	7	0.0	0.0	0	0	0	0	0	3	0	0	0	0	0	0	0	0	0	0	0
2019	Seahawks	16	16	132	67	65	5	11	0.0	0.0	1	3	10	11	0	11	0	0	0	0	0	0	0	0	0	0	0
2020	Seahawks	16	16	86	60	26	11	35	2.0	8.0	3	1	7	7	0	10	1	2	0	0	0	0	0	0	0	0	0
2021	Raiders	11	4	29	14	15	2	1	0.0	0.0	0	0	0	0	0	0	0	0	0	0	0	0	0	0	0	0	0
NFL TOTALS		155	144	963	601	362	68	133	13.5	60.5	28	6	42	24	0	54	11	9	0	34	7	6	1	0	0	0	0

## K.J. WRIGHT'S 2021 GXG REGULAR-SEASON STATISTICS (RAIDERS)

DATE	OPPONENT	P/S	TACKLES							QBH	INTERCEPTIONS					O. FUMB				ST					MISC		W/L	SCORE
			TK	S	A	SK	YDS	TFL	YDS		NO	YDS	LG	TD	PD	FF	FR	TD	YDS	TK	S	A	FF	FR	S	A		
09/13	Ravens	P	2	1	1	0.0	0.0	0	0	0	0	0	0	0	0	0	0	0	0	0	0	0	0	0	0	0	W	33-27+
09/19	at Steelers	P	2	1	1	0.0	0.0	1	0	0	0	0	0	0	0	0	0	0	0	0	0	0	0	0	0	0	W	26-17
09/26	Dolphins	P	0	0	0	0.0	0.0	0	0	0	0	0	0	0	0	0	0	0	0	0	0	0	0	0	0	0	W	31-28+
10/04	at Chargers	P	5	2	3	0.0	0.0	0	0	0	0	0	0	0	0	0	0	0	0	0	0	0	0	0	0	0	L	14-28
10/10	Bears	S	3	2	1	0.0	0.0	0	0	0	0	0	0	0	0	0	0	0	0	0	0	0	0	0	0	0	L	9-20
10/17	at Broncos	S	4	0	4	0.0	0.0	0	0	0	0	0	0	0	0	0	0	0	0	0	0	0	0	0	0	0	W	34-24
10/24	Eagles	P	0	0	0	0.0	0.0	0	0	0	0	0	0	0	0	0	0	0	0	0	0	0	0	0	0	0	W	33-22
11/07	at Giants	P	6	4	2	0.0	0.0	1	1	0	0	0	0	0	0	0	0	0	0	0	0	0	0	0	0	0	L	16-23
11/14	Chiefs	P	1	1	0	0.0	0.0	0	0	0	0	0	0	0	0	0	0	0	0	0	0	0	0	0	0	0	L	14-41
11/21	Bengals	S	2	2	0	0.0	0.0	0	0	0	0	0	0	0	0	0	0	0	0	0	0	0	0	0	0	0	L	13-32
11/25	at Cowboys	S	4	1	3	0.0	0.0	0	0	0	0	0	0	0	0	0	0	0	0	0	0	0	0	0	0	0	W	36-33+
2021 TOTALS		11-4	29	14	15	0.0	0.0	2	1	0	0	0	0	0	0	0	0	0	0	0	0	0	0	0	0	0	6-5	

+ - Overtime



# GAME SUMMARIES





# WEEK 1

**Baltimore Ravens 27, Las Vegas Raiders 33 (OT)**  
**61,756 Allegiant Stadium Sep 13, 2021**



Baltimore Ravens	7	7	3	10	0	—	27
Las Vegas Raiders	0	10	0	17	6	—	33

## SCORING DRIVES

TEAM	QTR	TIME	SCORING PLAY	BAL	LV
Ravens	1	01:47	T.Williams 35 yd. run (J.Tucker kick) (6-65, 2:59) (2-27, 0:53)	7	0
Ravens	2	08:52	M.Brown 10 yd. pass from L.Jackson (J.Tucker kick) (6-68, 2:38)	14	0
Raiders	2	04:14	J.Jacobs 2 yd. run (D.Carlson kick) (9-75, 4:38)	14	7
Raiders	2	00:00	D.Carlson 34 yd. Field Goal (9-48, 1:12)	14	10
Ravens	3	08:24	J.Tucker 40 yd. Field Goal (6-16, 2:24)	17	10
Raiders	4	09:18	J.Jacobs 15 yd. run (D.Carlson kick) (5-41, 2:36)	17	17
Ravens	4	06:04	L.Murray 8 yd. run (J.Tucker kick) (6-75, 3:14)	24	17
Raiders	4	03:44	D.Waller 10 yd. pass from D.Carr (D.Carlson kick) (9-75, 2:20)	24	24
Ravens	4	00:37	J.Tucker 47 yd. Field Goal (8-46, 3:07)	27	24
Raiders	4	00:02	D.Carlson 55 yd. Field Goal (5-38, 0:35)	27	27
Raiders	OT	03:38	Z.Jones 31 yd. pass from D.Carr	27	33

## BALTIMORE RAVENS

PASSING	ATT	CP	YDS	SK/YD	TD	LG	INT	RTG
Lamar Jackson	30	19	235	3/18	1	49	0	98.6
<b>TOTAL</b>	<b>30</b>	<b>19</b>	<b>235</b>	<b>3/18</b>	<b>1</b>	<b>49</b>	<b>0</b>	<b>98.6</b>

RUSHING	ATT	YDS	AVG	LG	TD
Lamar Jackson	12	86	7.2	28	0
Ty'Son Williams	9	65	7.2	35t	1
Lataavius Murray	10	28	2.8	8t	1
Trenton Cannon	2	5	2.5	3	0
Marquise Brown	1	5	5.0	5	0
<b>TOTAL</b>	<b>34</b>	<b>189</b>	<b>5.6</b>	<b>35T</b>	<b>2</b>

RECEIVING	NO	YDS	AVG	LG	TD
Marquise Brown	6	69	11.5	29	1
Sammy Watkins	4	96	24.0	49	0
Ty'Son Williams	3	29	9.7	21	0
Mark Andrews	3	20	6.7	10	0
Patrick Ricard	2	15	7.5	9	0
Devin Duvernay	1	6	6.0	6	0
<b>TOTAL</b>	<b>19</b>	<b>235</b>	<b>12.4</b>	<b>49</b>	<b>1</b>

PUNTING	NO	YDS	AVG	TB	I20	LG
Sam Koch	4	179	44.8	0	1	49
<b>TOTAL</b>	<b>4</b>	<b>179</b>	<b>44.8</b>	<b>0</b>	<b>1</b>	<b>49</b>

KICKOFF RETURNS	NO	YDS	AVG	LG	TD
No Kickoff Returns					

PUNT RETURNS	NO	YDS	AVG	LG	TD
Devin Duvernay	4	67	16.8	30	0
<b>TOTAL</b>	<b>4</b>	<b>67</b>	<b>16.8</b>	<b>30</b>	<b>0</b>

TOP DEFENSE	TOT	SOLO	AST	SCK	YDS	INT
Marlon Humphrey	9	6	3	0.0	0.0	0
Patrick Queen	9	6	3	1.0	13.0	0
Anthony Averett	7	6	1	0.0	0.0	1

FIELD GOALS	FGM/FGA	PERCENT	RESULTS
Justin Tucker	2-2	100.0	40G, 47G
<b>TOTAL</b>	<b>2-2</b>	<b>100.0</b>	

## SACKS

Patrick Queen [1.0/13.0], Odafe Oweh [1.0/2.0], Pernell McPhee [1.0/11.0]

## LAS VEGAS RAIDERS

PASSING	ATT	CP	YDS	SK/YD	TD	LG	INT	RTG
Derek Carr	56	34	435	3/26	2	37	1	89.5
<b>TOTAL</b>	<b>56</b>	<b>34</b>	<b>435</b>	<b>3/26</b>	<b>2</b>	<b>37</b>	<b>1</b>	<b>89.5</b>

RUSHING	ATT	YDS	AVG	LG	TD
Josh Jacobs	10	34	3.4	15t	2
Marcus Mariota	1	31	31.0	31	0
Kenyan Drake	6	11	1.8	6	0
Derek Carr	4	6	1.5	4	0
<b>TOTAL</b>	<b>21</b>	<b>82</b>	<b>3.9</b>	<b>31</b>	<b>2</b>

RECEIVING	NO	YDS	AVG	LG	TD
Darren Waller	10	105	10.5	24	1
Hunter Renfrow	6	70	11.7	27	0
Kenyan Drake	5	59	11.8	21	0
Bryan Edwards	4	81	20.3	32	0
Alec Ingold	4	22	5.5	9	0
Henry Ruggs III	2	46	23.0	37	0
Zay Jones	2	46	23.0	31t	1
Josh Jacobs	1	6	6.0	6	0
<b>TOTAL</b>	<b>34</b>	<b>435</b>	<b>12.8</b>	<b>37</b>	<b>2</b>

PUNTING	NO	YDS	AVG	TB	I20	LG
AJ Cole	6	316	52.7	0	2	67
<b>TOTAL</b>	<b>6</b>	<b>316</b>	<b>52.7</b>	<b>0</b>	<b>2</b>	<b>67</b>

KICKOFF RETURNS	NO	YDS	AVG	TB	LG	TD
Henry Ruggs III	2	33	16.5	20	0	
<b>TOTAL</b>	<b>2</b>	<b>33</b>	<b>16.5</b>	<b>20</b>	<b>0</b>	

PUNT RETURNS	NO	YDS	AVG	LG	TD
Hunter Renfrow	2	10	5.0	7	0
<b>TOTAL</b>	<b>2</b>	<b>10</b>	<b>5.0</b>	<b>7</b>	<b>0</b>

TOP DEFENSE	TOT	SOLO	AST	SCK	YDS	INT
Cory Littleton	10	4	6	0.0	0.0	0
Denzel Perryman	10	5	5	0.0	0.0	0
Johnathan Abram	9	5	4	0.0	0.0	0

FIELD GOALS	FGM/FGA	PERCENT	RESULTS
Daniel Carlson	2-2	100.0	34G, 55G
<b>TOTAL</b>	<b>2-2</b>	<b>100.0</b>	

## SACKS

Maxx Crosby [2.0/12.0], Carl Nassib [1.0/6.0]

## Team Statistics

	Ravens	Raiders
First Downs	20	26
3rd-Down Eff. (Made/Att/Pct)	3/12/25%	7/15/47%
4th-Down Eff. (Made/Att/Pct)	1/2/50%	0/1/0%
Total Net Yards	406	491
Total Plays	67	80
Yards Per Play	6.1	6.1
Rushes/Net Yards	34/189	21/82
Net Passing	217	409
Pass Attempts/Completions	30/19	56/34
Had Intercepted	0	1
Sacked/Yards Lost	3/18	3/26
Punts/Average	4/44.8	6/52.7
Penalties/Yards	5/71	10/62
Fumbles/Lost	4/2	1/0
Possession Time	32:14	34:08



## WEEK 2

Las Vegas Raiders 26, Pittsburgh Steelers 17  
63,707 Heinz Field Sep 19, 2021



Las Vegas Raiders .....	3	6	7	10	—	26
Pittsburgh Steelers .....	0	7	0	10	—	17

## SCORING DRIVES

TEAM	QTR	TIME	SCORING PLAY	LV	PIT
Raiders	1	03:10	D.Carlson 46 yd. Field Goal (5-12, 2:34)	3	0
Raiders	2	09:34	D.Carlson 33 yd. Field Goal (8-47, 3:58)	6	0
Steelers	2	06:25	J.Smith-Schuster 3 yd. run (C.Boswell kick) (7-75, 3:09)	6	7
Raiders	2	00:02	D.Carlson 41 yd. Field Goal (13-53, 6:23)	9	7
Raiders	3	05:02	F.Moreau 9 yd. pass from D.Carr (D.Carlson kick) (7-82, 4:09)	16	7
Steelers	4	11:15	N.Harris 25 yd. pass from B.Roethlisberger (C.Boswell kick) (5-80, 1:41)	16	14
Raiders	4	09:35	H.Ruggs 61 yd. pass from D.Carr (D.Carlson kick) (5-75, 1:40)	23	14
Steelers	4	03:42	C.Boswell 56 yd. Field Goal (8-30, 2:09)	23	17
Raiders	4	00:20	D.Carlson 45 yd. Field Goal (7-46, 3:22)	26	17

## LAS VEGAS RAIDERS

PASSING	ATT	CP	YDS	SK/YD	TD	LG	INT	RTG
Derek Carr	37	28	382	2/9	2	61t	0	126.2
<b>TOTAL</b>	<b>37</b>	<b>28</b>	<b>382</b>	<b>2/9</b>	<b>2</b>	<b>61T</b>	<b>0</b>	<b>126.2</b>

RUSHING	ATT	YDS	AVG	LG	TD
Peyton Barber	13	32	2.5	13	0
Kenyan Drake	7	9	1.3	5	0
Derek Carr	4	9	2.3	5	0
Henry Ruggs III	1	2	2.0	2	0
<b>TOTAL</b>	<b>25</b>	<b>52</b>	<b>2.1</b>	<b>13</b>	<b>0</b>

RECEIVING	NO	YDS	AVG	LG	TD
Henry Ruggs III	5	113	22.6	61t	1
Darren Waller	5	65	13.0	25	0
Hunter Renfrow	5	57	11.4	23	0
Kenyan Drake	5	46	9.2	13	0
Bryan Edwards	3	40	13.3	18	0
Foster Moreau	2	34	17.0	25	1
Derek Carrier	2	13	6.5	9	0
Willie Snead IV	1	14	14.0	14	0
<b>TOTAL</b>	<b>28</b>	<b>382</b>	<b>13.6</b>	<b>61T</b>	<b>2</b>

PUNTING	NO	YDS	AVG	TB	I20	LG
AJ Cole	4	190	47.5	1	2	55
<b>TOTAL</b>	<b>4</b>	<b>190</b>	<b>47.5</b>	<b>1</b>	<b>2</b>	<b>55</b>

KICKOFF RETURNS	NO	YDS	AVG	LG	TD
Henry Ruggs III	1	22	22.0	22	0
<b>TOTAL</b>	<b>1</b>	<b>22</b>	<b>22.0</b>	<b>22</b>	<b>0</b>

PUNT RETURNS	NO	YDS	AVG	LG	TD
Hunter Renfrow	2	26	13.0	16	0
<b>TOTAL</b>	<b>2</b>	<b>26</b>	<b>13.0</b>	<b>16</b>	<b>0</b>

TOP DEFENSE	TOT	SOLO	AST	SCK	YDS	INT
Denzel Perryman	12	6	6	0.0	0.0	0
Johnathan Abram	7	5	2	0.0	0.0	0
Trayvon Mullen Jr.	7	6	1	0.0	0.0	1

FIELD GOALS	FGM/FGA	PERCENT	RESULTS
Daniel Carlson	4-4	100.0	46G, 33G, 41G, 45G
<b>TOTAL</b>	<b>4-4</b>	<b>100.0</b>	

## SACKS

Solomon Thomas [2.0/3.0]

## PITTSBURGH STEELERS

PASSING	ATT	CP	YDS	SK/YD	TD	LG	INT	RTG
Ben Roethlisberger	40	27	295	2/3	1	52	1	87.0
<b>TOTAL</b>	<b>40</b>	<b>27</b>	<b>295</b>	<b>2/3</b>	<b>1</b>	<b>52</b>	<b>1</b>	<b>87.0</b>

RUSHING	ATT	YDS	AVG	LG	TD
Najee Harris	10	38	3.8	14	0
JuJu Smith-Schuster	1	3	3.0	3t	1
Benny Snell Jr.	2	1	0.5	1	0
Chase Claypool	1	-3	-3.0	-3	0
<b>TOTAL</b>	<b>14</b>	<b>39</b>	<b>2.8</b>	<b>14</b>	<b>1</b>

RECEIVING	NO	YDS	AVG	LG	TD
Diontae Johnson	9	105	11.7	41	0
JuJu Smith-Schuster	6	41	6.8	17	0
Najee Harris	5	43	8.6	25t	1
Pat Freiermuth	4	36	9.0	14	0
Chase Claypool	3	70	23.3	52	0
<b>TOTAL</b>	<b>27</b>	<b>295</b>	<b>10.9</b>	<b>52</b>	<b>1</b>

PUNTING	NO	YDS	AVG	TB	I20	LG
Pressley Harvin III	4	197	49.3	0	3	59
<b>TOTAL</b>	<b>4</b>	<b>197</b>	<b>49.3</b>	<b>0</b>	<b>3</b>	<b>59</b>

KICKOFF RETURNS	NO	YDS	AVG	TB	LG	TD
Ray-Ray McCloud	4	92	23.0	28	0	
<b>TOTAL</b>	<b>4</b>	<b>92</b>	<b>23.0</b>	<b>28</b>	<b>0</b>	

PUNT RETURNS	NO	YDS	AVG	LG	TD
Ray-Ray McCloud	2	21	10.5	15	0
<b>TOTAL</b>	<b>2</b>	<b>21</b>	<b>10.5</b>	<b>15</b>	<b>0</b>

TOP DEFENSE	TOT	SOLO	AST	SCK	YDS	INT
Joe Schobert	10	6	4	0.0	0.0	0
Robert Spillane	10	7	3	0.0	0.0	0
Cameron Heyward	7	4	3	0.0	0.0	0

FIELD GOALS	FGM/FGA	PERCENT	RESULTS
Chris Boswell	1-1	100.0	56G
<b>TOTAL</b>	<b>1-1</b>	<b>100.0</b>	

## SACKS

Melvin Ingram III [1.0/8.0], T.J. Watt [1.0/1.0]

## Team Statistics

	Raiders	Steelers
First Downs	22	17
3rd-Down Eff. (Made/Att/Pct)	5/13/38%	5/12/42%
4th-Down Eff. (Made/Att/Pct)	1/1/100%	0/1/0%
Total Net Yards	425	331
Total Plays	64	56
Yards Per Play	6.6	5.9
Rushes/Net Yards	25/52	14/39
Net Passing	373	292
Pass Attempts/Completions	37/28	40/27
Had Intercepted	0	1
Sacked/Yards Lost	2/9	2/3
Punts/Average	4/47.5	4/49.3
Penalties/Yards	5/40	5/43
Fumbles/Lost	2/0	1/0
Possession Time	34:22	25:38



**WEEK 3**  
**Miami Dolphins 28, Las Vegas Raiders 31 (OT)**  
**59,311 Allegiant Stadium Sep 26, 2021**



Miami Dolphins	14	0	0	11	3	—	28
Las Vegas Raiders	2	10	7	6	6	—	31

**SCORING DRIVES**

TEAM	QTR	TIME	SCORING PLAY	MIA	LV
Dolphins	1	06:34	E.Roberts 85 yd. interception return (J.Sanders kick)	7	0
Dolphins	1	03:07	M.Brown 24 yd. run (J.Sanders kick) (4-34, 1:42)	14	0
Raiders	1	00:32	J.Waddle tackled in end zone by C.Hayward for a Safety	14	2
Raiders	2	11:36	D.Carlson 50 yd. Field Goal (9-31, 3:56)	14	5
Raiders	2	01:56	A.Ingold 1 yd. pass from D.Carr (D.Carlson kick) (10-95, 4:24)	14	12
Raiders	3	07:17	H.Renfrow 12 yd. pass from D.Carr (D.Carlson kick) (9-72, 5:16)	14	19
Raiders	4	13:47	P.Barber 1 yd. run (kick failed, wr) (11-84, 6:05)	14	25
Dolphins	4	08:30	J.Sanders 46 yd. Field Goal (11-47, 5:17)	17	25
Dolphins	4	00:02	J.Brissett 1 yd. run (J.Brissett-W.Fuller pass) (13-82, 3:20)	25	25
Raiders	OT	06:27	D.Carlson 38 yd. Field Goal (8-55, 3:33)	25	28
Dolphins	OT	02:49	J.Sanders 50 yd. Field Goal (11-43, 3:38)	28	28
Raiders	OT	00:00	D.Carlson 22 yd. Field Goal (8-72, 2:49)	28	31

**MIAMI DOLPHINS**

PASSING	ATT	CP	YDS	SK/YD	TD	LG	INT	RTG
Jacoby Brissett	49	32	215	2/18	0	27	0	74.8
<b>TOTAL</b>	<b>49</b>	<b>32</b>	<b>215</b>	<b>2/18</b>	<b>0</b>	<b>27</b>	<b>0</b>	<b>74.8</b>

RUSHING	ATT	YDS	AVG	LG	TD
Myles Gaskin	13	65	5.0	15	0
Jacoby Brissett	7	37	5.3	19	1
Malcolm Brown	7	31	4.4	24t	1
<b>TOTAL</b>	<b>27</b>	<b>133</b>	<b>4.9</b>	<b>24T</b>	<b>2</b>

RECEIVING	NO	YDS	AVG	LG	TD
Jaylen Waddle	12	58	4.8	9	0
Mike Gesicki	10	86	8.6	27	0
DeVante Parker	4	42	10.5	15	0
William Fuller V	3	20	6.7	10	0
Myles Gaskin	3	9	3.0	4	0
<b>TOTAL</b>	<b>32</b>	<b>215</b>	<b>6.7</b>	<b>27</b>	<b>0</b>

PUNTING	NO	YDS	AVG	TB	I20	LG
Michael Palardy	4	155	38.8	0	3	50
<b>TOTAL</b>	<b>4</b>	<b>155</b>	<b>38.8</b>	<b>0</b>	<b>3</b>	<b>50</b>

KICKOFF RETURNS	NO	YDS	AVG	LG	TD
Jakeem Grant Sr.	1	15	15.0	15	0
<b>TOTAL</b>	<b>1</b>	<b>15</b>	<b>15.0</b>	<b>15</b>	<b>0</b>

PUNT RETURNS	NO	YDS	AVG	LG	TD
Jakeem Grant Sr.	3	27	9.0	12	0
<b>TOTAL</b>	<b>3</b>	<b>27</b>	<b>9.0</b>	<b>12</b>	<b>0</b>

TOP DEFENSE	TOT	SOLO	AST	SCK	YDS	INT
Zach Sieler	9	4	5	0.0	0.0	0
Jerome Baker	8	5	3	0.0	0.0	0
Christian Wilkins	7	6	1	1.0	7.0	0

FIELD GOALS	FGM/FGA	PERCENT	RESULTS
Jason Sanders	2-3	66.7	48RU, 46G, 50G
<b>TOTAL</b>	<b>2-3</b>	<b>66.7</b>	

**SACKS**

Christian Wilkins [1.0/7.0], Brandon Jones [2.0/22.0]

**LAS VEGAS RAIDERS**

PASSING	ATT	CP	YDS	SK/YD	TD	LG	INT	RTG
Derek Carr	43	26	386	3/29	2	34	1	95.7
<b>TOTAL</b>	<b>43</b>	<b>26</b>	<b>386</b>	<b>3/29</b>	<b>2</b>	<b>34</b>	<b>1</b>	<b>95.7</b>

RUSHING	ATT	YDS	AVG	LG	TD
Peyton Barber	23	111	4.8	27	1
Kenyan Drake	8	24	3.0	6	0
Henry Ruggs III	1	7	7.0	7	0
Alec Ingold	1	0	0.0	0	0
Derek Carr	2	-2	-1.0	-1	0
<b>TOTAL</b>	<b>35</b>	<b>140</b>	<b>4.0</b>	<b>27</b>	<b>1</b>

RECEIVING	NO	YDS	AVG	LG	TD
Hunter Renfrow	5	77	15.4	25	1
Darren Waller	5	54	10.8	23	0
Henry Ruggs III	4	78	19.5	23	0
Bryan Edwards	3	89	29.7	34	0
Kenyan Drake	3	33	11.0	16	0
Peyton Barber	3	31	10.3	23	0
Zay Jones	1	15	15.0	15	0
Foster Moreau	1	8	8.0	8	0
Alec Ingold	1	1	1.0	1t	1
<b>TOTAL</b>	<b>26</b>	<b>386</b>	<b>14.8</b>	<b>34</b>	<b>2</b>

PUNTING	NO	YDS	AVG	TB	I20	LG
AJ Cole	4	216	54.0	0	2	67
<b>TOTAL</b>	<b>4</b>	<b>216</b>	<b>54.0</b>	<b>0</b>	<b>2</b>	<b>67</b>

KICKOFF RETURNS	NO	YDS	AVG	TB	LG	TD
Henry Ruggs III	1	15	15.0	15	0	0
<b>TOTAL</b>	<b>1</b>	<b>15</b>	<b>15.0</b>	<b>15</b>	<b>0</b>	<b>0</b>

PUNT RETURNS	NO	YDS	AVG	LG	TD
Hunter Renfrow	2	9	4.5	7	0
<b>TOTAL</b>	<b>2</b>	<b>9</b>	<b>4.5</b>	<b>7</b>	<b>0</b>

TOP DEFENSE	TOT	SOLO	AST	SCK	YDS	INT
Denzel Perryman	14	10	4	0.0	0.0	0
Cory Littleton	10	7	3	0.0	0.0	0
Johnathan Abram	7	3	4	0.0	0.0	0

FIELD GOALS	FGM/FGA	PERCENT	RESULTS
Daniel Carlson	3-3	100.0	50G, 38G, 22G
<b>TOTAL</b>	<b>3-3</b>	<b>100.0</b>	

**SACKS**

Carl Nassib [0.5/6.5], Quinton Jefferson [1.0/5.0], Solomon Thomas [0.5/6.5]

**Team Statistics**

	Dolphins	Raiders
First Downs	22	28
3rd-Down Eff. (Made/Att/Pct)	6/18/33%	8/15/53%
4th-Down Eff. (Made/Att/Pct)	3/4/75%	0/1/0%
Total Net Yards	330	497
Total Plays	78	81
Yards Per Play	4.2	6.1
Rushes/Net Yards	27/133	35/140
Net Passing	197	357
Pass Attempts/Completions	49/32	43/26
Had Intercepted	0	1
Sacked/Yards Lost	2/18	3/29
Punts/Average	4/38.8	4/54.0
Penalties/Yards	8/68	8/104
Fumbles/Lost	2/0	2/0
Possession Time	31:13	38:47



**WEEK 4**  
**Las Vegas Raiders 14, Los Angeles Chargers 28**  
**70,240 SoFi Stadium Oct 4, 2021**



Las Vegas Raiders ..... 0    0    14    0 — 14  
 Los Angeles Chargers ..... 7    14    0    7 — 28

**SCORING DRIVES**

TEAM	QTR	TIME	SCORING PLAY	LV	LAC
Chargers	1	08:01	D.Parham 4 yd. pass from J.Herbert (T.Vizcaino kick) (12-75, 6:59)	0	7
Chargers	2	04:16	J.Cook 10 yd. pass from J.Herbert (T.Vizcaino kick) (6-80, 3:35)	0	14
Chargers	2	00:29	A.Ekeler 14 yd. pass from J.Herbert (T.Vizcaino kick) (9-69, 2:15)	0	21
Raiders	3	09:01	H.Renfrow 10 yd. pass from D.Carr (D.Carson kick) (11-78, 2:59)	7	21
Raiders	3	01:44	D.Waller 3 yd. pass from D.Carr (D.Carson kick) (6-81, 2:55)	14	21
Chargers	4	05:20	A.Ekeler 11 yd. run (T.Vizcaino kick) (10-58, 5:18)	14	28

**LAS VEGAS RAIDERS**

PASSING	ATT	CP	YDS	SK/YD	TD	LG	INT	RTG
Derek Carr	34	21	196	4/31	2	51	1	84.9
<b>TOTAL</b>	<b>34</b>	<b>21</b>	<b>196</b>	<b>4/31</b>	<b>2</b>	<b>51</b>	<b>1</b>	<b>84.9</b>

RUSHING	ATT	YDS	AVG	LG	TD
Josh Jacobs	13	40	3.1	10	0
Derek Carr	3	6	2.0	3	0
Kenyan Drake	1	2	2.0	2	0
Peyton Barber	1	0	0.0	0	0
<b>TOTAL</b>	<b>18</b>	<b>48</b>	<b>2.7</b>	<b>10</b>	<b>0</b>

RECEIVING	NO	YDS	AVG	LG	TD
Hunter Renfrow	6	45	7.5	12	1
Josh Jacobs	5	17	3.4	9	0
Darren Waller	4	50	12.5	21	1
Henry Ruggs III	3	60	20.0	51	0
Willie Snead IV	1	15	15.0	15	0
Zay Jones	1	5	5.0	5	0
Bryan Edwards	1	4	4.0	4	0
<b>TOTAL</b>	<b>21</b>	<b>196</b>	<b>9.3</b>	<b>51</b>	<b>2</b>

PUNTING	NO	YDS	AVG	TB	I20	LG
AJ Cole	5	256	51.2	0	1	56
<b>TOTAL</b>	<b>5</b>	<b>256</b>	<b>51.2</b>	<b>0</b>	<b>1</b>	<b>56</b>

KICKOFF RETURNS	NO	YDS	AVG	LG	TD
Kenyan Drake	3	68	22.7	31	0
Peyton Barber	1	25	25.0	25	0
<b>TOTAL</b>	<b>4</b>	<b>93</b>	<b>23.3</b>	<b>31</b>	<b>0</b>

PUNT RETURNS	NO	YDS	AVG	LG	TD
Hunter Renfrow	3	22	7.3	17	0
Nick Kwiatkoski	1	6	6.0	6	0
<b>TOTAL</b>	<b>4</b>	<b>28</b>	<b>7.0</b>	<b>17</b>	<b>0</b>

TOP DEFENSE	TOT	SOLO	AST	SCK	YDS	INT
Cory Littleton	12	8	4	0.0	0.0	0
Denzel Perryman	12	8	4	0.0	0.0	0
Johnathan Abram	8	4	4	0.0	0.0	0

FIELD GOALS	FGM/FGA	PERCENT	RESULTS
Daniel Carlson	0-1	0.0	52WL
<b>TOTAL</b>	<b>0-1</b>	<b>0.0</b>	

**SACKS**

Darius Philon [2.0/10.0]

**LOS ANGELES CHARGERS**

PASSING	ATT	CP	YDS	SK/YD	TD	LG	INT	RTG
Justin Herbert	38	25	222	2/10	3	34	0	107.6
Ty Long	1	0	0	0/0	0	0	0	39.6
<b>TOTAL</b>	<b>39</b>	<b>25</b>	<b>222</b>	<b>2/10</b>	<b>3</b>	<b>34</b>	<b>0</b>	<b>104.9</b>

RUSHING	ATT	YDS	AVG	LG	TD
Austin Ekeler	15	117	7.8	20	1
Larry Rountree III	11	31	2.8	9	0
Jalen Guyton	2	20	10.0	21	0
Justin Herbert	3	4	1.3	6	0
Justin Jackson	3	-4	-1.3	0	0
<b>TOTAL</b>	<b>34</b>	<b>168</b>	<b>4.9</b>	<b>21</b>	<b>1</b>

RECEIVING	NO	YDS	AVG	LG	TD
Keenan Allen	7	36	5.1	9	0
Jared Cook	6	70	11.7	22	1
Justin Jackson	4	17	4.3	7	0
Austin Ekeler	3	28	9.3	14t	1
Donald Parham Jr.	2	17	8.5	13	1
Stephen Anderson	1	34	34.0	34	0
Mike Williams	1	11	11.0	11	0
Jalen Guyton	1	9	9.0	9	0
<b>TOTAL</b>	<b>25</b>	<b>222</b>	<b>8.9</b>	<b>34</b>	<b>3</b>

PUNTING	NO	YDS	AVG	TB	I20	LG
Tristan Vizcaino	1	32	32.0	0	1	32
<b>TOTAL</b>	<b>1</b>	<b>32</b>	<b>32.0</b>	<b>0</b>	<b>1</b>	<b>32</b>

KICKOFF RETURNS	NO	YDS	AVG	TB	LG	TD
Larry Rountree III	2	35	17.5	24	0	0
<b>TOTAL</b>	<b>2</b>	<b>35</b>	<b>17.5</b>	<b>24</b>	<b>0</b>	<b>0</b>

PUNT RETURNS	NO	YDS	AVG	LG	TD
KJ Hill Jr.	2	20	10.0	11	0
<b>TOTAL</b>	<b>2</b>	<b>20</b>	<b>10.0</b>	<b>11</b>	<b>0</b>

TOP DEFENSE	TOT	SOLO	AST	SCK	YDS	INT
Derwin James Jr.	6	3	3	0.0	0.0	1
Drue Tranquill	5	2	3	0.0	0.0	0
Linval Joseph	5	3	2	0.0	0.0	0

FIELD GOALS	FGM/FGA	PERCENT	RESULTS
			No Field Goals

**SACKS**

Christian Covington [1.0/6.0], Jerry Tillery [1.0/10.0], Kyle Fackrell [1.0/3.0], Joey Bosa [1.0/12.0]

**Team Statistics**

	Raiders	Chargers
First Downs	13	25
3rd-Down Eff. (Made/Att/Pct)	4/13/31%	4/13/31%
4th-Down Eff. (Made/Att/Pct)	1/3/33%	2/3/67%
Total Net Yards	213	380
Total Plays	56	75
Yards Per Play	3.8	5.1
Rushes/Net Yards	18/48	34/168
Net Passing	165	212
Pass Attempts/Completions	34/21	39/25
Had Intercepted	1	0
Sacked/Yards Lost	4/31	2/10
Punts/Average	5/51.2	6/42.2
Penalties/Yards	7/58	7/105
Fumbles/Lost	2/0	0/0
Possession Time	25:17	34:43



**WEEK 5**  
**Chicago Bears 20, Las Vegas Raiders 9**  
**59,122 Allegiant Stadium Oct 10, 2021**



Chicago Bears	0	14	0	6	—	20
Las Vegas Raiders	3	0	0	6	—	9

**SCORING DRIVES**

TEAM	QTR	TIME	SCORING PLAY	CHI	LV
Raiders	1	04:00	D.Carlson 31 yd. Field Goal (13-69, 6:08)	0	3
Bears	2	13:11	J.Horsted 2 yd. pass from J.Fields (C.Santos kick) (10-72, 5:49)	7	3
Bears	2	01:56	D.Williams 4 yd. run (C.Santos kick) (16-86, 8:17)	14	3
Raiders	4	09:01	J.Jacobs 1 yd. run (pass failed) (16-74, 8:19)	14	9
Bears	4	02:45	C.Santos 46 yd. Field Goal (10-57, 6:16)	17	9
Bears	4	00:56	C.Santos 46 yd. Field Goal (4-2, 0:59)	20	9

**CHICAGO BEARS**

PASSING	ATT	CP	YDS	SK/YD	TD	LG	INT	RTG
Justin Fields	20	12	111	2/10	1	18	0	91.9
Andy Dalton	1	1	8	0/0	0	8	0	100.0
<b>TOTAL</b>	<b>21</b>	<b>13</b>	<b>119</b>	<b>2/10</b>	<b>1</b>	<b>18</b>	<b>0</b>	<b>93.2</b>

RUSHING	ATT	YDS	AVG	LG	TD
Khalil Herbert	18	75	4.2	11	0
Damien Williams	16	64	4.0	14	1
Justin Fields	3	4	1.3	3	0
<b>TOTAL</b>	<b>37</b>	<b>143</b>	<b>3.9</b>	<b>14</b>	<b>1</b>

RECEIVING	NO	YDS	AVG	LG	TD
Allen Robinson II	4	32	8.0	12	0
Darnell Mooney	3	35	11.7	15	0
Cole Kmet	2	22	11.0	14	0
Damien Williams	2	20	10.0	18	0
Marquise Goodwin	1	8	8.0	8	0
Jesper Horsted	1	2	2.0	2t	1
<b>TOTAL</b>	<b>13</b>	<b>119</b>	<b>9.2</b>	<b>18</b>	<b>1</b>

PUNTING	NO	YDS	AVG	TB	I20	LG
Pat O'Donnell	5	234	46.8	0	2	53
<b>TOTAL</b>	<b>5</b>	<b>234</b>	<b>46.8</b>	<b>0</b>	<b>2</b>	<b>53</b>

KICKOFF RETURNS	NO	YDS	AVG	LG	TD
Jakeem Grant Sr.	3	69	23.0	32	0
<b>TOTAL</b>	<b>3</b>	<b>69</b>	<b>23.0</b>	<b>32</b>	<b>0</b>

PUNT RETURNS	NO	YDS	AVG	LG	TD
Jakeem Grant Sr.	2	38	19.0	21	0
<b>TOTAL</b>	<b>2</b>	<b>38</b>	<b>19.0</b>	<b>21</b>	<b>0</b>

TOP DEFENSE	TOT	SOLO	AST	SCK	YDS	INT
Roquan Smith	10	5	5	0.0	0.0	0
Khalil Mack	8	7	1	1.0	8.0	0
Alec Ogletree	6	6	0	0.0	0.0	0

FIELD GOALS	FGM/FGA	PERCENT	RESULTS
Cairo Santos	2-2	100.0	46G, 46G
<b>TOTAL</b>	<b>2-2</b>	<b>100.0</b>	

**SACKS**

Khalil Mack [1.0/8.0], Tashaun Gipson Sr. [1.0/2.0], Trevis Gipson [1.0/8.0]

**LAS VEGAS RAIDERS**

PASSING	ATT	CP	YDS	SK/YD	TD	LG	INT	RTG
Derek Carr	35	22	206	3/18	0	29	1	67.1
<b>TOTAL</b>	<b>35</b>	<b>22</b>	<b>206</b>	<b>3/18</b>	<b>0</b>	<b>29</b>	<b>1</b>	<b>67.1</b>

RUSHING	ATT	YDS	AVG	LG	TD
Josh Jacobs	15	48	3.2	11	1
Kenyan Drake	2	11	5.5	8	0
Derek Carr	3	10	3.3	8	0
Nathan Peterman	2	2	1.0	1	0
<b>TOTAL</b>	<b>22</b>	<b>71</b>	<b>3.2</b>	<b>11</b>	<b>1</b>

RECEIVING	NO	YDS	AVG	LG	TD
Hunter Renfrow	6	56	9.3	17	0
Darren Waller	4	45	11.3	29	0
Josh Jacobs	4	19	4.8	8	0
Henry Ruggs III	3	51	17.0	29	0
Bryan Edwards	2	22	11.0	12	0
Zay Jones	1	6	6.0	6	0
Jalen Richard	1	4	4.0	4	0
Willie Snead IV	1	3	3.0	3	0
<b>TOTAL</b>	<b>22</b>	<b>206</b>	<b>9.4</b>	<b>29</b>	<b>0</b>

PUNTING	NO	YDS	AVG	TB	I20	LG
AJ Cole	4	224	56.0	0	3	70
<b>TOTAL</b>	<b>4</b>	<b>224</b>	<b>56.0</b>	<b>0</b>	<b>3</b>	<b>70</b>

KICKOFF RETURNS	NO	YDS	AVG	TB	LG	TD
Kenyan Drake	2	35	17.5	20	0	0
<b>TOTAL</b>	<b>2</b>	<b>35</b>	<b>17.5</b>	<b>20</b>	<b>0</b>	<b>0</b>

PUNT RETURNS	NO	YDS	AVG	LG	TD
Hunter Renfrow	1	9	9.0	9	0
<b>TOTAL</b>	<b>1</b>	<b>9</b>	<b>9.0</b>	<b>9</b>	<b>0</b>

TOP DEFENSE	TOT	SOLO	AST	SCK	YDS	INT
Denzel Perryman	13	10	3	0.0	0.0	0
Amik Robertson	7	5	2	0.0	0.0	0
Cory Littleton	6	3	3	0.0	0.0	0

FIELD GOALS	FGM/FGA	PERCENT	RESULTS
Daniel Carlson	1-1	100.0	31G
<b>TOTAL</b>	<b>1-1</b>	<b>100.0</b>	

**SACKS**

Yannick Ngakoue [2.0/10.0]

**Team Statistics**

	Bears	Raiders
First Downs	19	16
3rd-Down Eff. (Made/Att/Pct)	6/13/46%	5/14/36%
4th-Down Eff. (Made/Att/Pct)	0/0/0%	1/3/33%
Total Net Yards	252	259
Total Plays	60	60
Yards Per Play	4.2	4.3
Rushes/Net Yards	37/143	22/71
Net Passing	109	188
Pass Attempts/Completions	21/13	35/22
Had Intercepted	0	1
Sacked/Yards Lost	2/10	3/18
Punts/Average	5/46.8	4/56.0
Penalties/Yards	8/70	10/82
Fumbles/Lost	1/0	0/0
Possession Time	32:02	27:58



**WEEK 6**  
**Las Vegas Raiders 34, Denver Broncos 24**  
**76,854 🏡 Empower Field at Mile High 🏡 Oct 17, 2021**



Las Vegas Raiders ..... 10    7    14    3    —    34  
 Denver Broncos ..... 7    0    3    14    —    24

**SCORING DRIVES**

TEAM	QTR	TIME	SCORING PLAY	LV	DEN
Raiders	1	11:54	H.Ruggs 48 yd. pass from D.Carr (D.Carlson kick) (6-75, 3:06)	7	0
Broncos	1	06:49	T.Patrick 23 yd. pass from T.Bridgewater (B.McManus kick) (8-84, 5:05)	7	7
Raiders	1	02:40	D.Carlson 50 yd. Field Goal (8-43, 4:09)	10	7
Raiders	2	00:30	K.Drake 31 yd. pass from D.Carr (D.Carlson kick) (5-82, 0:31)	17	7
Raiders	3	11:27	K.Drake 18 yd. run (D.Carlson kick) (4-56, 1:53)	24	7
Broncos	3	06:38	B.McManus 32 yd. Field Goal (9-64, 4:49)	24	10
Raiders	3	00:07	J.Jacobs 3 yd. run (D.Carlson kick) (5-42, 2:12)	31	10
Broncos	4	11:16	C.Sutton 12 yd. pass from T.Bridgewater (B.McManus kick) (12-75, 3:51)	31	17
Raiders	4	07:57	D.Carlson 30 yd. Field Goal (7-64, 3:19)	34	17
Broncos	4	01:12	N.Fant 4 yd. pass from T.Bridgewater (B.McManus kick) (8-86, 2:51)	34	24

**LAS VEGAS RAIDERS**

PASSING	ATT	CP	YDS	SK/YD	TD	LG	INT	RTG
Derek Carr	27	18	341	2/1	2	51	0	134.4
<b>TOTAL</b>	<b>27</b>	<b>18</b>	<b>341</b>	<b>2/1</b>	<b>2</b>	<b>51</b>	<b>0</b>	<b>134.4</b>

RUSHING	ATT	YDS	AVG	LG	TD
Josh Jacobs	16	53	3.3	6	1
Kenyan Drake	4	34	8.5	18t	1
Jalen Richard	1	0	0.0	0	0
Derek Carr	2	-1	-0.5	0	0
<b>TOTAL</b>	<b>23</b>	<b>86</b>	<b>3.7</b>	<b>18T</b>	<b>2</b>

RECEIVING	NO	YDS	AVG	LG	TD
Darren Waller	5	59	11.8	33	0
Henry Ruggs III	3	97	32.3	48t	1
Hunter Renfrow	3	36	12.0	25	0
Bryan Edwards	2	67	33.5	51	0
Kenyan Drake	2	39	19.5	31t	1
Josh Jacobs	1	29	29.0	29	0
Foster Moreau	1	11	11.0	11	0
Jalen Richard	1	3	3.0	3	0
<b>TOTAL</b>	<b>18</b>	<b>341</b>	<b>18.9</b>	<b>51</b>	<b>2</b>

PUNTING	NO	YDS	AVG	TB	I20	LG
AJ Cole	4	228	57.0	2	2	71
<b>TOTAL</b>	<b>4</b>	<b>228</b>	<b>57.0</b>	<b>2</b>	<b>2</b>	<b>71</b>

KICKOFF RETURNS	NO	YDS	AVG	LG	TD
No Kickoff Returns					

PUNT RETURNS	NO	YDS	AVG	LG	TD
Hunter Renfrow	1	5	5.0	5	0
<b>TOTAL</b>	<b>1</b>	<b>5</b>	<b>5.0</b>	<b>5</b>	<b>0</b>

TOP DEFENSE	TOT	SOLO	AST	SCK	YDS	INT
Denzel Perryman	12	6	6	0.0	0.0	0
Cory Littleton	11	7	4	0.5	0.5	0
Nate Hobbs	10	6	4	0.0	0.0	0

FIELD GOALS	FGM/FGA	PERCENT	RESULTS
Daniel Carlson	2-3	66.7	50G, 43RU, 30G
<b>TOTAL</b>	<b>2-3</b>	<b>66.7</b>	

**SACKS**

Cory Littleton [0.5/0.5], Maxx Crosby [3.0/15.5], Quinton Jefferson [1.0/7.5], Damion Square [0.5/1.5]

**DENVER BRONCOS**

PASSING	ATT	CP	YDS	SK/YD	TD	LG	INT	RTG
Teddy Bridgewater	49	35	334	5/25	3	26	3	84.9
<b>TOTAL</b>	<b>49</b>	<b>35</b>	<b>334</b>	<b>5/25</b>	<b>3</b>	<b>26</b>	<b>3</b>	<b>84.9</b>

RUSHING	ATT	YDS	AVG	LG	TD
Javonte Williams	11	53	4.8	30	0
Melvin Gordon III	10	50	5.0	10	0
Teddy Bridgewater	2	9	4.5	5	0
<b>TOTAL</b>	<b>23</b>	<b>112</b>	<b>4.9</b>	<b>30</b>	<b>0</b>

RECEIVING	NO	YDS	AVG	LG	TD
Noah Fant	9	97	10.8	26	1
Courtland Sutton	8	94	11.8	18	1
Kendall Hinton	5	37	7.4	12	0
Tim Patrick	3	42	14.0	23t	1
Eric Saubert	3	23	7.7	11	0
Melvin Gordon III	3	23	7.7	11	0
Javonte Williams	3	15	5.0	10	0
Mike Boone	1	3	3.0	3	0
<b>TOTAL</b>	<b>35</b>	<b>334</b>	<b>9.5</b>	<b>26</b>	<b>3</b>

PUNTING	NO	YDS	AVG	TB	I20	LG
Sam Martin	4	164	41.0	0	2	47
<b>TOTAL</b>	<b>4</b>	<b>164</b>	<b>41.0</b>	<b>0</b>	<b>2</b>	<b>47</b>

KICKOFF RETURNS	NO	YDS	AVG	TB	LG	TD
Diontae Spencer	4	66	16.5	23	0	
<b>TOTAL</b>	<b>4</b>	<b>66</b>	<b>16.5</b>	<b>23</b>	<b>0</b>	

PUNT RETURNS	NO	YDS	AVG	LG	TD
No Punt Returns					

TOP DEFENSE	TOT	SOLO	AST	SCK	YDS	INT
Kareem Jackson	6	4	2	1.0	0.0	0
Ronald Darby	5	4	1	0.0	0.0	0
Alexander Johnson	4	2	2	0.0	0.0	0

FIELD GOALS	FGM/FGA	PERCENT	RESULTS
Brandon McManus	1-1	100.0	32G
<b>TOTAL</b>	<b>1-1</b>	<b>100.0</b>	

**SACKS**

Kareem Jackson [1.0/0.0], Bryce Callahan [1.0/1.0]

**Team Statistics**

	Raiders	Broncos
First Downs	16	25
3rd-Down Eff. (Made/Att/Pct)	4/11/36%	5/14/36%
4th-Down Eff. (Made/Att/Pct)	0/0/0%	1/3/33%
Total Net Yards	426	421
Total Plays	52	77
Yards Per Play	8.2	5.5
Rushes/Net Yards	23/86	23/112
Net Passing	340	309
Pass Attempts/Completions	27/18	49/35
Had Intercepted	0	3
Sacked/Yards Lost	2/1	5/25
Punts/Average	4/57.0	4/41.0
Penalties/Yards	6/54	6/53
Fumbles/Lost	1/0	1/1
Possession Time	25:27	34:33





**WEEK 7**  
**Philadelphia Eagles 22, Las Vegas Raiders 33**  
**62,000 Allegiant Stadium Oct 24, 2021**



Philadelphia Eagles	7	0	0	15	—	22
Las Vegas Raiders	0	17	13	3	—	33

**SCORING DRIVES**

TEAM	QTR	TIME	SCORING PLAY	PHI	LV
Eagles	1	11:01	K.Gainwell 13 yd. pass from J.Hurts (J.Elliott kick) (8-67, 3:59)	7	0
Raiders	2	11:14	F.Moreau 18 yd. pass from D.Carr (D.Carson kick) (9-72, 4:40)	7	7
Raiders	2	01:38	J.Jacobs 8 yd. run (D.Carson kick) (10-96, 4:26)	7	14
Raiders	2	00:02	D.Carson 28 yd. Field Goal (7-19, 1:32)	7	17
Raiders	3	11:48	K.Drake 4 yd. run (D.Carson kick) (6-41, 3:12)	7	24
Raiders	3	06:15	B.Edwards 1 yd. pass from D.Carr (kick failed, hlu) (7-50, 2:46)	7	30
Eagles	4	11:38	B.Scott 1 yd. run (J.Elliott kick) (8-59, 3:30)	14	30
Raiders	4	07:17	D.Carson 39 yd. Field Goal (8-54, 4:21)	14	33
Eagles	4	03:50	J.Reagor 17 yd. pass from J.Hurts (J.Hurts-D.Goedert pass) (12-75, 3:27)	22	33

**PHILADELPHIA EAGLES**

PASSING	ATT	CP	YDS	SK/YD	TD	LG	INT	RTG
Jalen Hurts	34	18	236	2/13	2	27	0	94.7
<b>TOTAL</b>	<b>34</b>	<b>18</b>	<b>236</b>	<b>2/13</b>	<b>2</b>	<b>27</b>	<b>0</b>	<b>94.7</b>

RUSHING	ATT	YDS	AVG	LG	TD
Jalen Hurts	13	61	4.7	16	0
Miles Sanders	6	30	5.0	9	0
Boston Scott	7	24	3.4	5	1
Kenneth Gainwell	5	20	4.0	7	0
Jalen Reagor	1	0	0.0	0	0
<b>TOTAL</b>	<b>32</b>	<b>135</b>	<b>4.2</b>	<b>16</b>	<b>1</b>

RECEIVING	NO	YDS	AVG	LG	TD
DeVonta Smith	5	61	12.2	20	0
Kenneth Gainwell	4	41	10.3	15	1
Dallas Goedert	3	70	23.3	25	0
Quez Watkins	2	37	18.5	27	0
Jalen Reagor	2	25	12.5	17t	1
Boston Scott	1	5	5.0	5	0
Miles Sanders	1	-3	-3.0	-3	0
<b>TOTAL</b>	<b>18</b>	<b>236</b>	<b>13.1</b>	<b>27</b>	<b>2</b>

PUNTING	NO	YDS	AVG	TB	I20	LG
Arryn Siposs	3	143	47.7	0	1	52
<b>TOTAL</b>	<b>3</b>	<b>143</b>	<b>47.7</b>	<b>0</b>	<b>1</b>	<b>52</b>

KICKOFF RETURNS	NO	YDS	AVG	LG	TD
Jalen Reagor	2	49	24.5	26	0
<b>TOTAL</b>	<b>2</b>	<b>49</b>	<b>24.5</b>	<b>26</b>	<b>0</b>

PUNT RETURNS	NO	YDS	AVG	LG	TD
Jalen Reagor	1	6	6.0	6	0
<b>TOTAL</b>	<b>1</b>	<b>6</b>	<b>6.0</b>	<b>6</b>	<b>0</b>

TOP DEFENSE	TOT	SOLO	AST	SCK	YDS	INT
Marcus Epps	11	5	6	0.0	0.0	0
Alex Singleton	9	7	2	0.0	0.0	0
Rodney McLeod	8	5	3	0.0	0.0	0

FIELD GOALS	FGM/FGA	PERCENT	RESULTS
	No Field Goals		

SACKS
No Sacks

**LAS VEGAS RAIDERS**

PASSING	ATT	CP	YDS	SK/YD	TD	LG	INT	RTG
Derek Carr	34	31	323	0/0	2	43	1	113.6
<b>TOTAL</b>	<b>34</b>	<b>31</b>	<b>323</b>	<b>0/0</b>	<b>2</b>	<b>43</b>	<b>1</b>	<b>113.6</b>

RUSHING	ATT	YDS	AVG	LG	TD
Kenyan Drake	14	69	4.9	12	1
Josh Jacobs	6	29	4.8	9	1
Jalen Richard	4	8	2.0	5	0
Henry Ruggs III	1	7	7.0	7	0
Marcus Mariota	1	4	4.0	4	0
Derek Carr	2	1	0.5	2	0
Alec Ingold	1	1	1.0	1	0
<b>TOTAL</b>	<b>29</b>	<b>119</b>	<b>4.1</b>	<b>12</b>	<b>2</b>

RECEIVING	NO	YDS	AVG	LG	TD
Hunter Renfrow	7	58	8.3	16	0
Foster Moreau	6	60	10.0	21	1
Henry Ruggs III	4	24	6.0	10	0
Bryan Edwards	3	43	14.3	24	1
Josh Jacobs	3	39	13.0	20	0
Jalen Richard	3	17	5.7	9	0
Kenyan Drake	3	10	3.3	7	0
Zay Jones	1	43	43.0	43	0
Alec Ingold	1	29	29.0	29	0
<b>TOTAL</b>	<b>31</b>	<b>323</b>	<b>10.4</b>	<b>43</b>	<b>2</b>

PUNTING	NO	YDS	AVG	TB	I20	LG
AJ Cole	2	94	47.0	0	1	59
<b>TOTAL</b>	<b>2</b>	<b>94</b>	<b>47.0</b>	<b>0</b>	<b>1</b>	<b>59</b>

KICKOFF RETURNS	NO	YDS	AVG	TB	LG	TD
No Kickoff Returns						

PUNT RETURNS	NO	YDS	AVG	LG	TD
Hunter Renfrow	1	15	15.0	15	0
<b>TOTAL</b>	<b>1</b>	<b>15</b>	<b>15.0</b>	<b>15</b>	<b>0</b>

TOP DEFENSE	TOT	SOLO	AST	SCK	YDS	INT
Brandon Facyson	8	7	1	0.0	0.0	0
Denzel Perryman	8	6	2	0.0	0.0	0
Cory Littleton	6	1	5	0.0	0.0	0

FIELD GOALS	FGM/FGA	PERCENT	RESULTS
Daniel Carlson	2-2	100.0	28G, 39G
<b>TOTAL</b>	<b>2-2</b>	<b>100.0</b>	

SACKS
Yannick Ngakoue [2.0/13.0]

**Team Statistics**

	Eagles	Raiders
First Downs	22	23
3rd-Down Eff. (Made/Att/Pct)	6/13/46%	3/9/33%
4th-Down Eff. (Made/Att/Pct)	2/3/67%	1/1/100%
Total Net Yards	358	442
Total Plays	68	63
Yards Per Play	5.3	7.0
Rushes/Net Yards	32/135	29/119
Net Passing	223	323
Pass Attempts/Completions	34/18	34/31
Had Intercepted	0	1
Sacked/Yards Lost	2/13	0/0
Punts/Average	3/47.7	2/47.0
Penalties/Yards	4/37	7/65
Fumbles/Lost	3/2	0/0
Possession Time	27:29	32:31



**WEEK 9**  
**Las Vegas Raiders 16, New York Giants 23**  
**74,512 MetLife Stadium Nov 7, 2021**



Las Vegas Raiders ..... 7    6    3    0    —    16  
 New York Giants ..... 7    3    7    6    —    23

## SCORING DRIVES

TEAM	QTR	TIME	SCORING PLAY	LV	NYG
Giants	1	10:46	E.Engram 30 yd. pass from D.Jones (G.Gano kick) (7-75, 4:14)	0	7
Raiders	1	05:44	H.Renfrow 2 yd. pass from D.Carr (D.Carlson kick) (10-73, 5:02)	7	7
Raiders	2	14:48	D.Carlson 25 yd. Field Goal (6-24, 1:35)	10	7
Giants	2	03:24	G.Gano 35 yd. Field Goal (9-43, 5:14)	10	10
Raiders	2	00:06	D.Carlson 32 yd. Field Goal (10-56, 3:18)	13	10
Giants	3	13:28	X.McKinney 41 yd. interception return (G.Gano kick)	13	17
Raiders	3	05:20	D.Carlson 25 yd. Field Goal (15-85, 8:08)	16	17
Giants	4	14:07	G.Gano 32 yd. Field Goal (13-62, 6:13)	16	20
Giants	4	03:21	G.Gano 38 yd. Field Goal (6-30, 1:51)	16	23

## LAS VEGAS RAIDERS

PASSING	ATT	CP	YDS	SK/YD	TD	LG	INT	RTG
Derek Carr	46	30	296	1/10	1	24	2	72.4
<b>TOTAL</b>	<b>46</b>	<b>30</b>	<b>296</b>	<b>1/10</b>	<b>1</b>	<b>24</b>	<b>2</b>	<b>72.4</b>

RUSHING	ATT	YDS	AVG	LG	TD
Josh Jacobs	13	76	5.8	14	0
Kenyan Drake	4	30	7.5	21	0
Marcus Mariota	1	6	6.0	6	0
Derek Carr	2	5	2.5	4	0
<b>TOTAL</b>	<b>20</b>	<b>117</b>	<b>5.9</b>	<b>21</b>	<b>0</b>

RECEIVING	NO	YDS	AVG	LG	TD
Darren Waller	7	92	13.1	24	0
Hunter Renfrow	7	49	7.0	20	1
Kenyan Drake	6	70	11.7	22	0
Josh Jacobs	4	19	4.8	8	0
Alec Ingold	3	28	9.3	15	0
Jalen Richard	2	18	9.0	10	0
Zay Jones	1	20	20.0	20	0
<b>TOTAL</b>	<b>30</b>	<b>296</b>	<b>9.9</b>	<b>24</b>	<b>1</b>

PUNTING	NO	YDS	AVG	TB	I20	LG
AJ Cole	2	100	50.0	0	0	58
<b>TOTAL</b>	<b>2</b>	<b>100</b>	<b>50.0</b>	<b>0</b>	<b>0</b>	<b>58</b>

KICKOFF RETURNS	NO	YDS	AVG	LG	TD
Jalen Richard	5	107	21.4	32	0
<b>TOTAL</b>	<b>5</b>	<b>107</b>	<b>21.4</b>	<b>32</b>	<b>0</b>

PUNT RETURNS	NO	YDS	AVG	LG	TD
Hunter Renfrow	1	5	5.0	5	0
<b>TOTAL</b>	<b>1</b>	<b>5</b>	<b>5.0</b>	<b>5</b>	<b>0</b>

TOP DEFENSE	TOT	SOLO	AST	SCK	YDS	INT
Denzel Perryman	10	7	3	0.0	0.0	0
Johnathan Abram	8	6	2	0.0	0.0	0
Brandon Facyson	7	4	3	0.0	0.0	0

FIELD GOALS	FGM/FGA	PERCENT	RESULTS
Daniel Carlson	3-4	75.0	25G, 32G, 25G, 25WL
<b>TOTAL</b>	<b>3-4</b>	<b>75.0</b>	

## SACKS

Nate Hobbs [1.0/6.0], Yannick Ngakoue [2.0/6.0]

## NEW YORK GIANTS

PASSING	ATT	CP	YDS	SK/YD	TD	LG	INT	RTG
Daniel Jones	20	15	110	2/6	1	30t	0	104.2
Kadarius Toney	0	0	0	1/6	0	0	0	0.0
<b>TOTAL</b>	<b>20</b>	<b>15</b>	<b>110</b>	<b>3/12</b>	<b>1</b>	<b>30T</b>	<b>0</b>	<b>104.2</b>

RUSHING	ATT	YDS	AVG	LG	TD
Devontae Booker	21	99	4.7	20	0
Eli Penny	5	35	7.0	12	0
Daniel Jones	4	17	4.3	8	0
Kadarius Toney	1	-2	-2.0	-2	0
<b>TOTAL</b>	<b>31</b>	<b>149</b>	<b>4.8</b>	<b>20</b>	<b>0</b>

RECEIVING	NO	YDS	AVG	LG	TD
Kyle Rudolph	4	20	5.0	9	0
Evan Engram	3	38	12.7	30t	1
Devontae Booker	3	23	7.7	12	0
Kenny Golladay	2	28	14.0	14	0
Eli Penny	2	-8	-4.0	-1	0
Kadarius Toney	1	9	9.0	9	0
<b>TOTAL</b>	<b>15</b>	<b>110</b>	<b>7.3</b>	<b>30T</b>	<b>1</b>

PUNTING	NO	YDS	AVG	TB	I20	LG
Riley Dixon	3	146	48.7	0	3	58
<b>TOTAL</b>	<b>3</b>	<b>146</b>	<b>48.7</b>	<b>0</b>	<b>3</b>	<b>58</b>

KICKOFF RETURNS	NO	YDS	AVG	TB	LG	TD
Pharoh Cooper	3	45	15.0	18	0	0
<b>TOTAL</b>	<b>3</b>	<b>45</b>	<b>15.0</b>	<b>18</b>	<b>0</b>	<b>0</b>

PUNT RETURNS	NO	YDS	AVG	LG	TD
Pharoh Cooper	2	26	13.0	14	0
<b>TOTAL</b>	<b>2</b>	<b>26</b>	<b>13.0</b>	<b>14</b>	<b>0</b>

TOP DEFENSE	TOT	SOLO	AST	SCK	YDS	INT
Logan Ryan	9	6	3	0.0	0.0	0
Tae Crowder	9	5	4	0.0	0.0	0
Xavier McKinney	7	4	3	0.0	0.0	2

FIELD GOALS	FGM/FGA	PERCENT	RESULTS
Graham Gano	3-3	100.0	35G, 32G, 38G
<b>TOTAL</b>	<b>3-3</b>	<b>100.0</b>	

## SACKS

Quincy Roche [1.0/10.0]

## Team Statistics

	Raiders	Giants
First Downs	24	16
3rd-Down Eff. (Made/Att/Pct)	4/12/33%	6/12/50%
4th-Down Eff. (Made/Att/Pct)	1/1/100%	0/0/0%
Total Net Yards	403	247
Total Plays	67	54
Yards Per Play	6.0	4.6
Rushes/Net Yards	20/117	31/149
Net Passing	286	98
Pass Attempts/Completions	46/30	20/15
Had Intercepted	2	0
Sacked/Yards Lost	1/10	3/12
Punts/Average	2/50.0	3/48.7
Penalties/Yards	6/65	4/35
Fumbles/Lost	2/1	1/1
Possession Time	29:49	30:11



**WEEK 10**  
**Kansas City Chiefs 41, Las Vegas Raiders 14**  
**62,125 Allegiant Stadium Nov 14, 2021**



Kansas City Chiefs .....	7	10	10	14	—	41
Las Vegas Raiders .....	0	7	7	0	—	14

**SCORING DRIVES**

TEAM	QTR	TIME	SCORING PLAY	KC	LV
Chiefs	1	02:51	T.Hill 8 yd. pass from P.Mahomes (H.Butker kick) (11-89, 5:45)	7	0
Raiders	2	12:57	H.Renfrow 6 yd. pass from D.Carr (D.Carson kick) (5-50, 2:33)	7	7
Chiefs	2	08:24	H.Butker 40 yd. Field Goal (9-53, 4:33)	10	7
Chiefs	2	01:39	T.Hill 1 yd. pass from P.Mahomes (H.Butker kick) (10-58, 4:19)	17	7
Raiders	3	12:08	B.Edwards 37 yd. pass from D.Carr (D.Carson kick) (5-75, 2:52)	17	14
Chiefs	3	07:09	N.Gray 1 yd. pass from P.Mahomes (H.Butker kick) (13-82, 4:59)	24	14
Chiefs	3	00:57	H.Butker 35 yd. Field Goal (8-56, 4:37)	27	14
Chiefs	4	13:11	Da.Williams 38 yd. pass from P.Mahomes (H.Butker kick) (7-56, 1:59)	34	14
Chiefs	4	07:39	B.Pringle 22 yd. pass from P.Mahomes (H.Butker kick) (7-80, 4:09)	40	14

**KANSAS CITY CHIEFS**

PASSING	ATT	CP	YDS	SK/YD	TD	LG	INT	RTG
Patrick Mahomes	50	35	406	0/0	5	38t	0	127.6
Tommy Townsend	1	1	16	0/0	0	16	0	118.8
<b>TOTAL</b>	<b>51</b>	<b>36</b>	<b>422</b>	<b>0/0</b>	<b>5</b>	<b>38T</b>	<b>0</b>	<b>128.1</b>

RUSHING	ATT	YDS	AVG	LG	TD
Darrel Williams	11	43	3.9	21	0
Jerick McKinnon	3	26	8.7	18	0
Derrick Gore	6	19	3.2	5	0
Blake Bell	1	3	3.0	3	0
Mecole Hardman	1	3	3.0	3	0
Tyreek Hill	1	2	2.0	2	0
Chad Henne	2	-2	-1.0	-1	0
<b>TOTAL</b>	<b>25</b>	<b>94</b>	<b>3.8</b>	<b>21</b>	<b>0</b>

RECEIVING	NO	YDS	AVG	LG	TD
Darrel Williams	9	101	11.2	38t	1
Travis Kelce	8	119	14.9	30	0
Tyreek Hill	7	83	11.9	32	2
Byron Pringle	4	46	11.5	22t	1
Demarcus Robinson	3	23	7.7	13	0
Mecole Hardman	2	27	13.5	27	0
Marcus Kemp	1	16	16.0	16	0
Jerick McKinnon	1	6	6.0	6	0
Noah Gray	1	1	1.0	1t	1
<b>TOTAL</b>	<b>36</b>	<b>422</b>	<b>11.7</b>	<b>38T</b>	<b>5</b>

PUNTING	NO	YDS	AVG	TB	I20	LG
Tommy Townsend	1	42	42.0	0	0	42
<b>TOTAL</b>	<b>1</b>	<b>42</b>	<b>42.0</b>	<b>0</b>	<b>0</b>	<b>42</b>

KICKOFF RETURNS	NO	YDS	AVG	LG	TD
Byron Pringle	2	34	17.0	20	0
<b>TOTAL</b>	<b>2</b>	<b>34</b>	<b>17.0</b>	<b>20</b>	<b>0</b>

PUNT RETURNS	NO	YDS	AVG	LG	TD
Mike Hughes	2	46	23.0	37	0
<b>TOTAL</b>	<b>2</b>	<b>46</b>	<b>23.0</b>	<b>37</b>	<b>0</b>

TOP DEFENSE	TOT	SOLO	AST	SCK	YDS	INT
L'Jarius Sneed	6	5	1	0.0	0.0	0
Anthony Hitchens	5	1	4	0.0	0.0	0
Armani Watts	5	3	2	0.0	0.0	0

FIELD GOALS	FGM/FGA	PERCENT	RESULTS
Harrison Butker	2-3	66.7	40G, 46WL, 35G
<b>TOTAL</b>	<b>2-3</b>	<b>66.7</b>	

**SACKS**

Derrick Nnadi [1.0/5.0], Jarran Reed [1.0/7.0]

**LAS VEGAS RAIDERS**

PASSING	ATT	CP	YDS	SK/YD	TD	LG	INT	RTG
Derek Carr	35	25	261	2/12	2	38	1	99.8
<b>TOTAL</b>	<b>35</b>	<b>25</b>	<b>261</b>	<b>2/12</b>	<b>2</b>	<b>38</b>	<b>1</b>	<b>99.8</b>

RUSHING	ATT	YDS	AVG	LG	TD
Derek Carr	3	18	6.0	9	0
Josh Jacobs	7	16	2.3	5	0
Kenyan Drake	4	16	4.0	12	0
<b>TOTAL</b>	<b>14</b>	<b>50</b>	<b>3.6</b>	<b>12</b>	<b>0</b>

RECEIVING	NO	YDS	AVG	LG	TD
Hunter Renfrow	7	46	6.6	15	1
Josh Jacobs	5	20	4.0	12	0
Darren Waller	4	24	6.0	11	0
Bryan Edwards	3	88	29.3	37t	1
Kenyan Drake	2	15	7.5	9	0
DeSean Jackson	1	38	38.0	38	0
Zay Jones	1	22	22.0	22	0
Alec Ingold	1	5	5.0	5	0
Jalen Richard	1	3	3.0	3	0
<b>TOTAL</b>	<b>25</b>	<b>261</b>	<b>10.4</b>	<b>38</b>	<b>2</b>

PUNTING	NO	YDS	AVG	TB	I20	LG
AJ Cole	5	250	50.0	1	1	63
<b>TOTAL</b>	<b>5</b>	<b>250</b>	<b>50.0</b>	<b>1</b>	<b>1</b>	<b>63</b>

KICKOFF RETURNS	NO	YDS	AVG	TB	LG	TD
Jalen Richard	3	60	20.0	23	0	
Kenyan Drake	1	19	19.0	19	0	
<b>TOTAL</b>	<b>4</b>	<b>79</b>	<b>19.8</b>	<b>23</b>	<b>0</b>	

PUNT RETURNS	NO	YDS	AVG	LG	TD
No Punt Returns					

TOP DEFENSE	TOT	SOLO	AST	SCK	YDS	INT
Denzel Perryman	11	7	4	0.0	0.0	0
Johnathan Abram	10	4	6	0.0	0.0	0
Brandon Facyson	6	4	2	0.0	0.0	0

FIELD GOALS	FGM/FGA	PERCENT	RESULTS
No Field Goals			

**SACKS**

No Sacks

**Team Statistics**

	Chiefs	Raiders
First Downs	29	15
3rd-Down Eff. (Made/Att/Pct)	9/15/60%	1/9/11%
4th-Down Eff. (Made/Att/Pct)	3/3/100%	1/2/50%
Total Net Yards	516	299
Total Plays	76	51
Yards Per Play	6.8	5.9
Rushes/Net Yards	25/94	14/50
Net Passing	422	249
Pass Attempts/Completions	51/36	35/25
Had Intercepted	0	1
Sacked/Yards Lost	0/0	2/12
Punts/Average	1/42.0	5/50.0
Penalties/Yards	4/34	9/68
Fumbles/Lost	2/1	1/1
Possession Time	35:26	24:34



**WEEK 11**  
**Cincinnati Bengals 32, Las Vegas Raiders 13**  
**61,712 Allegiant Stadium Nov 21, 2021**



Cincinnati Bengals .....	3	7	3	19	—	32
Las Vegas Raiders .....	3	3	0	7	—	13

## SCORING DRIVES

TEAM	QTR	TIME	SCORING PLAY	CIN	LV
Raiders	1	10:37	D.Carlson 26 yd. Field Goal (4-1, 1:23)	0	3
Bengals	1	07:36	E.McPherson 54 yd. Field Goal (7-39, 3:01)	3	3
Raiders	2	11:06	D.Carlson 47 yd. Field Goal (8-32, 3:44)	3	6
Bengals	2	04:15	J.Mixon 11 yd. run (E.McPherson kick) (12-72, 6:51)	10	6
Bengals	3	06:04	E.McPherson 53 yd. Field Goal (9-50, 5:34)	13	6
Bengals	4	13:17	E.McPherson 51 yd. Field Goal (10-46, 5:23)	16	6
Raiders	4	11:42	F.Moreau 19 yd. pass from D.Carr (D.Carlson kick) (3-75, 1:35)	16	13
Bengals	4	05:03	J.Chase 6 yd. pass from J.Burrow (kick failed, wr) (12-62, 6:39)	22	13
Bengals	4	03:51	J.Mixon 20 yd. run (E.McPherson kick) (2-27, 0:52)	29	13
Bengals	4	01:04	E.McPherson 47 yd. Field Goal (4-2, 0:19)	32	13

## CINCINNATI BENGALS

PASSING	ATT	CP	YDS	SK/YD	TD	LG	INT	RTG
Joe Burrow	29	20	148	3/19	1	17	0	92.3
<b>TOTAL</b>	<b>29</b>	<b>20</b>	<b>148</b>	<b>3/19</b>	<b>1</b>	<b>17</b>	<b>0</b>	<b>92.3</b>

RUSHING	ATT	YDS	AVG	LG	TD
Joe Mixon	30	123	4.1	20t	2
Tyler Boyd	1	14	14.0	14	0
Joe Burrow	3	11	3.7	6	0
Ja'Marr Chase	2	8	4.0	10	0
Samaje Perine	2	3	1.5	2	0
<b>TOTAL</b>	<b>38</b>	<b>159</b>	<b>4.2</b>	<b>20T</b>	<b>2</b>

RECEIVING	NO	YDS	AVG	LG	TD
Tyler Boyd	6	49	8.2	14	0
Ja'Marr Chase	3	32	10.7	17	1
Samaje Perine	3	18	6.0	9	0
Tee Higgins	2	15	7.5	9	0
C.J. Uzomah	2	9	4.5	7	0
Mike D. Thomas	1	12	12.0	12	0
Chris Evans	1	7	7.0	7	0
Drew Sample	1	3	3.0	3	0
Stanley Morgan	1	3	3.0	3	0
<b>TOTAL</b>	<b>20</b>	<b>148</b>	<b>7.4</b>	<b>17</b>	<b>1</b>

PUNTING	NO	YDS	AVG	TB	I20	LG
Kevin Huber	2	105	52.5	0	0	58
<b>TOTAL</b>	<b>2</b>	<b>105</b>	<b>52.5</b>	<b>0</b>	<b>0</b>	<b>58</b>

KICKOFF RETURNS	NO	YDS	AVG	LG	TD
Darius Phillips	2	57	28.5	32	0
<b>TOTAL</b>	<b>2</b>	<b>57</b>	<b>28.5</b>	<b>32</b>	<b>0</b>

PUNT RETURNS	NO	YDS	AVG	LG	TD
Darius Phillips	2	10	5.0	10	0
<b>TOTAL</b>	<b>2</b>	<b>10</b>	<b>5.0</b>	<b>10</b>	<b>0</b>

TOP DEFENSE	TOT	SOLO	AST	SCK	YDS	INT
Vonn Bell	6	5	1	0.0	0.0	0
Logan Wilson	5	3	2	0.0	0.0	0
Sam Hubbard	5	3	2	1.0	4.0	0

FIELD GOALS	FGM/FGA	PERCENT	RESULTS
Evan McPherson	4-4	100.0	54G, 53G, 51G, 47G
<b>TOTAL</b>	<b>4-4</b>	<b>100.0</b>	

## SACKS

Sam Hubbard [1.0/4.0], Trey Hendrickson [1.0/5.0]

## LAS VEGAS RAIDERS

PASSING	ATT	CP	YDS	SK/YD	TD	LG	INT	RTG
Derek Carr	27	19	215	2/9	1	31	1	90.8
<b>TOTAL</b>	<b>27</b>	<b>19</b>	<b>215</b>	<b>2/9</b>	<b>1</b>	<b>31</b>	<b>1</b>	<b>90.8</b>

RUSHING	ATT	YDS	AVG	LG	TD
Josh Jacobs	9	37	4.1	18	0
Kenyan Drake	5	23	4.6	7	0
Hunter Renfrow	1	5	5.0	5	0
DeSean Jackson	1	4	4.0	4	0
Peyton Barber	1	3	3.0	3	0
Bryan Edwards	1	0	0.0	0	0
<b>TOTAL</b>	<b>18</b>	<b>72</b>	<b>4.0</b>	<b>18</b>	<b>0</b>

RECEIVING	NO	YDS	AVG	LG	TD
Darren Waller	7	116	16.6	31	0
Josh Jacobs	5	24	4.8	8	0
Hunter Renfrow	4	30	7.5	9	0
Zay Jones	1	20	20.0	20	0
Foster Moreau	1	19	19.0	19t	1
Kenyan Drake	1	6	6.0	6	0
<b>TOTAL</b>	<b>19</b>	<b>215</b>	<b>11.3</b>	<b>31</b>	<b>1</b>

PUNTING	NO	YDS	AVG	TB	I20	LG
AJ Cole	4	186	46.5	1	2	54
<b>TOTAL</b>	<b>4</b>	<b>186</b>	<b>46.5</b>	<b>1</b>	<b>2</b>	<b>54</b>

KICKOFF RETURNS	NO	YDS	AVG	TB	LG	TD
Kenyan Drake	3	51	17.0	24	0	
<b>TOTAL</b>	<b>3</b>	<b>51</b>	<b>17.0</b>	<b>24</b>	<b>0</b>	

PUNT RETURNS	NO	YDS	AVG	LG	TD
Hunter Renfrow	2	23	11.5	12	0
<b>TOTAL</b>	<b>2</b>	<b>23</b>	<b>11.5</b>	<b>12</b>	<b>0</b>

TOP DEFENSE	TOT	SOLO	AST	SCK	YDS	INT
Denzel Perryman	12	9	3	0.0	0.0	0
Johnathan Abram	12	6	6	0.0	0.0	0
Cory Littleton	9	3	6	0.0	0.0	0

FIELD GOALS	FGM/FGA	PERCENT	RESULTS
Daniel Carlson	2-2	100.0	26G, 47G
<b>TOTAL</b>	<b>2-2</b>	<b>100.0</b>	

## SACKS

Yannick Ngakoue [1.0/1.0], Quinton Jefferson [1.0/8.0], Solomon Thomas [1.0/10.0]

## Team Statistics

	Bengals	Raiders
First Downs	23	13
3rd-Down Eff. (Made/Att/Pct)	8/16/50%	1/7/14%
4th-Down Eff. (Made/Att/Pct)	0/0/0%	0/0/0%
Total Net Yards	288	278
Total Plays	70	47
Yards Per Play	4.1	5.9
Rushes/Net Yards	38/159	18/72
Net Passing	129	206
Pass Attempts/Completions	29/20	27/19
Had Intercepted	0	1
Sacked/Yards Lost	3/19	2/9
Punts/Average	2/52.5	4/46.5
Penalties/Yards	1/5	7/77
Fumbles/Lost	3/1	2/1
Possession Time	37:20	22:40



**WEEK 12**  
**Las Vegas Raiders 36, Dallas Cowboys 33 (OT)**  
**93,483 AT&T Stadium Nov 25, 2021**



Las Vegas Raiders	14	3	10	6	3	—	36
Dallas Cowboys	6	7	6	14	0	—	33

**SCORING DRIVES**

TEAM	QTR	TIME	SCORING PLAY	LV	DAL
Raiders	1	11:45	D.Jackson 56 yd. pass from D.Carr (D.Carlson kick) (3-71, 1:15)	7	0
Cowboys	1	07:38	S.McKeon 10 yd. pass from D.Prescott (kick failed, wl) (9-75, 4:07)	7	6
Raiders	1	01:33	J.Jacobs 1 yd. run (D.Carlson kick) (8-60, 3:44)	14	6
Raiders	2	08:46	D.Carlson 22 yd. Field Goal (13-74, 5:57)	17	6
Cowboys	2	00:25	E.Elliott 1 yd. run (G.Zuerlein kick) (8-86, 3:27)	17	13
Raiders	3	07:13	M.Mariota 3 yd. run (D.Carlson kick) (6-75, 2:48)	24	13
Cowboys	3	07:00	T.Pollard 100 yd. kickoff return (run failed) (0-0, 0:13)	24	19
Raiders	3	03:28	D.Carlson 46 yd. Field Goal (9-48, 3:32)	27	19
Cowboys	4	12:00	G.Zuerlein 29 yd. Field Goal (8-78, 2:48)	27	22
Raiders	4	08:18	D.Carlson 30 yd. Field Goal (6-63, 3:42)	30	22
Cowboys	4	02:54	D.Schultz 32 yd. pass from D.Prescott (D.Prescott-D.Schultz pass) (4-69, 0:47)	30	30
Raiders	4	01:52	D.Carlson 56 yd. Field Goal (5-37, 1:02)	33	30
Cowboys	4	00:19	G.Zuerlein 45 yd. Field Goal (10-48, 1:33)	33	33
Raiders	OT	04:28	D.Carlson 29 yd. Field Goal (8-67, 4:12)	36	33

**LAS VEGAS RAIDERS**

PASSING	ATT	CP	YDS	SK/YD	TD	LG	INT	RTG
Derek Carr	39	24	373	3/7	1	56t	0	101.8
<b>TOTAL</b>	<b>39</b>	<b>24</b>	<b>373</b>	<b>3/7</b>	<b>1</b>	<b>56T</b>	<b>0</b>	<b>101.8</b>

RUSHING	ATT	YDS	AVG	LG	TD
Josh Jacobs	22	87	4.0	21	1
Kenyan Drake	7	25	3.6	4	0
Derek Carr	2	21	10.5	22	0
Marcus Mariota	2	4	2.0	3t	1
Zay Jones	1	4	4.0	4	0
Hunter Renfrow	1	2	2.0	2	0
<b>TOTAL</b>	<b>35</b>	<b>143</b>	<b>4.1</b>	<b>22</b>	<b>2</b>

RECEIVING	NO	YDS	AVG	LG	TD
Hunter Renfrow	8	134	16.8	54	0
Zay Jones	5	59	11.8	35	0
DeSean Jackson	3	102	34.0	56t	1
Darren Waller	2	33	16.5	21	0
Josh Jacobs	2	25	12.5	17	0
Kenyan Drake	2	5	2.5	10	0
Bryan Edwards	1	12	12.0	12	0
Foster Moreau	1	3	3.0	3	0
<b>TOTAL</b>	<b>24</b>	<b>373</b>	<b>15.5</b>	<b>56T</b>	<b>1</b>

PUNTING	NO	YDS	AVG	TB	I20	LG
AJ Cole	5	243	48.6	0	4	68
<b>TOTAL</b>	<b>5</b>	<b>243</b>	<b>48.6</b>	<b>0</b>	<b>4</b>	<b>68</b>

KICKOFF RETURNS	NO	YDS	AVG	LG	TD
No Kickoff Returns					

PUNT RETURNS	NO	YDS	AVG	LG	TD
Hunter Renfrow	3	34	11.3	21	0
<b>TOTAL</b>	<b>3</b>	<b>34</b>	<b>11.3</b>	<b>21</b>	<b>0</b>

TOP DEFENSE	TOT	SOLO	AST	SCK	YDS	INT
Johnathan Abram	10	7	3	0.0	0.0	0
Cory Littleton	9	5	4	0.0	0.0	0
Denzel Perryman	7	2	5	0.0	0.0	0

FIELD GOALS	FGM/FGA	PERCENT	RESULTS
Daniel Carlson	5-5	100.0	22G, 46G, 30G, 56G, 29G
<b>TOTAL</b>	<b>5-5</b>	<b>100.0</b>	

SACKS
Yannick Ngakoue [1.0/2.0]

**DALLAS COWBOYS**

PASSING	ATT	CP	YDS	SK/YD	TD	LG	INT	RTG
Dak Prescott	47	32	375	1/2	2	51	0	106.2
<b>TOTAL</b>	<b>47</b>	<b>32</b>	<b>375</b>	<b>1/2</b>	<b>2</b>	<b>51</b>	<b>0</b>	<b>106.3</b>

RUSHING	ATT	YDS	AVG	LG	TD
Tony Pollard	10	36	3.6	12	0
Ezekiel Elliott	9	25	2.8	8	1
Dak Prescott	1	3	3.0	3	0
<b>TOTAL</b>	<b>20</b>	<b>64</b>	<b>3.2</b>	<b>12</b>	<b>1</b>

RECEIVING	NO	YDS	AVG	LG	TD
Cedrick Wilson	7	104	14.9	51	0
Noah Brown	6	53	8.8	15	0
Ezekiel Elliott	6	24	4.0	12	0
Michael Gallup	5	106	21.2	41	0
Tony Pollard	4	32	8.0	13	0
Dalton Schultz	3	46	15.3	32t	1
Sean McKeon	1	10	10.0	10t	1
<b>TOTAL</b>	<b>32</b>	<b>375</b>	<b>11.7</b>	<b>51</b>	<b>2</b>

PUNTING	NO	YDS	AVG	TB	I20	LG
Bryan Anger	7	385	55.0	0	2	60
<b>TOTAL</b>	<b>7</b>	<b>385</b>	<b>55.0</b>	<b>0</b>	<b>2</b>	<b>60</b>

KICKOFF RETURNS	NO	YDS	AVG	TB	LG	TD
Tony Pollard	3	129	43.0	100	1	
<b>TOTAL</b>	<b>3</b>	<b>129</b>	<b>43.0</b>	<b>100</b>	<b>1</b>	

PUNT RETURNS	NO	YDS	AVG	LG	TD
Cedrick Wilson	2	16	8.0	14	0
<b>TOTAL</b>	<b>2</b>	<b>16</b>	<b>8.0</b>	<b>14</b>	<b>0</b>

TOP DEFENSE	TOT	SOLO	AST	SCK	YDS	INT
Keanu Neal	13	6	7	0.0	0.0	0
Jayron Kearse	9	5	4	0.0	0.0	0
Jourdan Lewis	6	6	0	1.0	0.0	0

FIELD GOALS	FGM/FGA	PERCENT	RESULTS
Greg Zuerlein	2-3	66.7	59LU, 29G, 45G
<b>TOTAL</b>	<b>2-3</b>	<b>66.7</b>	

SACKS
Jourdan Lewis [1.0/0.0], Micah Parsons [1.0/7.0], Tarell Basham [1.0/0.0]

**Team Statistics**

	Raiders	Cowboys
First Downs	28	23
3rd-Down Eff. (Made/Att/Pct)	3/13/23%	3/13/23%
4th-Down Eff. (Made/Att/Pct)	0/0/0%	0/0/0%
Total Net Yards	509	437
Total Plays	77	68
Yards Per Play	6.6	6.4
Rushes/Net Yards	35/143	20/64
Net Passing	366	373
Pass Attempts/Completions	39/24	47/32
Had Intercepted	0	0
Sacked/Yards Lost	3/7	1/2
Punts/Average	5/48.6	7/55.0
Penalties/Yards	14/110	14/166
Fumbles/Lost	1/0	0/0
Possession Time	39:02	26:30



LAST WEEK'S GAME



# National Football League Game Summary

NFL Copyright © 2021 by The National Football League. All rights reserved. This summary and play-by-play is for the express purpose of assisting media in their coverage of the game; any other use of this material is prohibited without the written permission of the National Football League.

Date: Thursday, 11/25/2021

Las Vegas Raiders at Dallas Cowboys

Start Time: 3:35 PM CST

at AT&T Stadium, Arlington, TX

## Game Day Weather

Played Retractable Roof - Closed on Turf: Artificial

Outdoor Weather: Partly Cloudy; T: 57; WIND: NORTH, 17; H: 32%,

## Officials

Referee: Hochuli, Shawn (83)

Umpire: Killens, Jr., Terry (77)

Down Judge: Camp, Ed (134)

Line Judge: Stewart, Mark (75)

Field Judge: Hill, Tom (97)

Side Judge: Hill, Chad (125)

Back Judge: Martinez, Rich (39)

Replay Official: Cerimeli, Tyler (0)

## Lineups

Las Vegas Raiders						Dallas Cowboys					
Offense			Defense			Offense			Defense		
TE	83	D.Waller	DE	91	Y.Ngakoue	WR	1	C.Wilson	LDE	92	D.Armstrong
LT	74	K.Miller	NT	90	J.Hankins	LT	77	T.Smith	LDT	91	C.Watkins
LG	76	J.Simpson	DT	77	Q.Jefferson	LG	66	C.McGovern	RDT	97	O.Odighizuwa
C	68	A.James	DE	98	M.Crosby	C	63	T.Biadasz	RDE	11	M.Parsons
RG	70	A.Leatherwood	SLB	34	K.Wright	RG	70	Z.Martin	OLB	55	L.Vander Esch
RT	75	B.Parker	MLB	52	D.Perryman	RT	78	T.Steele	MLB	42	K.Neal
TE	87	F.Moreau	WLB	42	C.Littleton	TE	86	D.Schultz	LCB	7	T.Diggs
WR	13	H.Renfrow	LCB	35	B.Facyson	TE	84	S.McKeon	NCB	26	J.Lewis
WR	1	D.Jackson	RCB	29	C.Hayward	WR	13	M.Gallup	RCB	30	A.Brown
QB	4	D.Carr	FS	25	T.Moehrig	QB	4	D.Prescott	SS	27	J.Kearse
RB	28	J.Jacobs	SS	24	J.Abram	RB	21	E.Elliott	FS	18	D.Kazee

## Substitutions

K 2 D.Carlson, LB 5 D.Deablo, P 6 A.Cole, WR 7 Z.Jones, QB 8 M.Mariota, CB 10 D.Trufant, WR 16 D.Stoner, CB 21 A.Robertson, RB 23 K.Drake, RB 30 J.Richard, S 32 D.Leavitt, S 33 R.Teamer, CB 39 N.Hobbs, FB 41 S.Smith, LS 47 T.Sieg, LB 48 P.Onwuasor, LB 55 M.Lee, C 66 N.Martin, OL 72 J.Eluemunor, TE 86 D.Helm, WR 89 B.Edwards, DT 92 S.Thomas, DE 94 C.Nassib, DT 97 D.Square, DE 99 C.Ferrell

## Substitutions

K 2 G.Zuerlein, P 5 B.Anger, WR 17 M.Turner, RB 20 T.Pollard, CB 24 K.Joseph, CB 25 N.Wright, S 28 M.Hooker, CB 29 C.Goodwin, RB 32 C.Clement, S 38 I.Mukuamu, LS 44 J.McQuaide, G 52 C.Williams, LB 53 F.Bernard, DE 54 A.Kamara, LB 57 L.Gifford, DE 59 C.Golston, T 71 L.Collins, DT 72 T.Hill, T 79 T.Nsekhe, WR 81 S.Fehoko, WR 85 N.Brown, TE 87 J.Sprinkle, DE 93 T.Basham, DT 98 Q.Bohanna, DT 99 J.Hamilton

## Did Not Play

G 60 J.Simmons

## Did Not Play

QB 10 C.Rush

## Not Active

CB 22 K.Nixon, RB 31 P.Barber, LB 44 N.Kwiatkoski, DE 51 M.Koonce, T 78 J.Barton, DT 95 K.Vickers

## Not Active

QB 15 W.Grier, G 68 M.Farniok, WR 88 C.Lamb

## Field Goals (made ( ) & missed)

D.Carlson		(22) (46) (30) (56) (29)	G.Zuerlein			59LU (29) (45)		
			<b>1</b>	<b>2</b>	<b>3</b>	<b>4</b>	<b>OT</b>	<b>Total</b>
VISITOR:	Las Vegas Raiders		14	3	10	6	3	36
HOME:	Dallas Cowboys		6	7	6	14	0	33

## Scoring Plays

Team	Qtr	Time	Play Description (Extra Point) (Drive Info)	Visitor	Home
Raiders	1	11:45	D.Jackson 56 yd. pass from D.Carr (D.Carlson kick) (3-71, 1:15)	7	0
Cowboys	1	7:38	S.McKeon 10 yd. pass from D.Prescott (kick failed, wl) (9-75, 4:07)	7	6
Raiders	1	1:33	J.Jacobs 1 yd. run (D.Carlson kick) (8-60, 3:44)	14	6
Raiders	2	8:46	D.Carlson 22 yd. Field Goal (13-74, 5:57)	17	6
Cowboys	2	0:25	E.Elliott 1 yd. run (G.Zuerlein kick) (8-86, 3:27)	17	13
Raiders	3	7:13	M.Mariota 3 yd. run (D.Carlson kick) (6-75, 2:48)	24	13
Cowboys	3	7:00	T.Pollard 100 yd. kickoff return (run failed) (0-0, 0:13)	24	19
Raiders	3	3:28	D.Carlson 46 yd. Field Goal (9-48, 3:32)	27	19
Cowboys	4	12:00	G.Zuerlein 29 yd. Field Goal (8-78, 2:48)	27	22

# National Football League Game Summary

NFL Copyright © 2021 by The National Football League. All rights reserved. This summary and play-by-play is for the express purpose of assisting media in their coverage of the game; any other use of this material is prohibited without the written permission of the National Football League.

Raiders	4	8:18	D.Carlson 30 yd. Field Goal (6-63, 3:42)	30	22
Cowboys	4	2:54	D.Schultz 32 yd. pass from D.Prescott (D.Prescott-D.Schultz pass) (4-69, 0:47)	30	30
Raiders	4	1:52	D.Carlson 56 yd. Field Goal (5-37, 1:02)	33	30
Cowboys	4	0:19	G.Zuerlein 45 yd. Field Goal (10-48, 1:33)	33	33
Raiders	5	4:28	D.Carlson 29 yd. Field Goal (8-67, 4:12)	36	33
Paid Attendance: 93,483				Time: 3:53	

Las Vegas Raiders vs Dallas Cowboys  
11/25/2021 at AT&T Stadium

Final Individual Statistics

Las Vegas Raiders									Dallas Cowboys								
RUSHING						RUSHING						RUSHING					
	ATT	YDS	AVG	LG	TD							ATT	YDS	AVG	LG	TD	
J.Jacobs	22	87	4.0	21	1	T.Pollard						10	36	3.6	12	0	
K.Drake	7	25	3.6	4	0	E.Elliott						9	25	2.8	8	1	
D.Carr	2	21	10.5	22	0	D.Prescott						1	3	3.0	3	0	
M.Mariota	2	4	2.0	3	1												
Z.Jones	1	4	4.0	4	0												
H.Renfrow	1	2	2.0	2	0												
Total	35	143	4.1	22	2	Total						20	64	3.2	12	1	
PASSING									PASSING								
	ATT	CMP	YDS	SK/YD	TD	LG	IN	RT		ATT	CMP	YDS	SK/YD	TD	LG	IN	RT
D.Carr	39	24	373	3/7	1	56	0	101.8	D.Prescott	47	32	375	1/2	2	51	0	106.2
Total	39	24	373	3/7	1	56	0	101.8	Total	47	32	375	1/2	2	51	0	106.2
PASS RECEIVING									PASS RECEIVING								
	TAR	REC	YDS	AVG	LG	TD				TAR	REC	YDS	AVG	LG	TD		
H.Renfrow	9	8	134	16.8	54	0	C.Wilson			10	7	104	14.9	51	0		
Z.Jones	7	5	59	11.8	35	0	N.Brown			9	6	53	8.8	15	0		
D.Jackson	4	3	102	34.0	56	1	E.Elliott			8	6	24	4.0	12	0		
D.Waller	5	2	33	16.5	21	0	M.Gallup			8	5	106	21.2	41	0		
J.Jacobs	4	2	25	12.5	17	0	T.Pollard			4	4	32	8.0	13	0		
K.Drake	2	2	5	2.5	10	0	D.Schultz			7	3	46	15.3	32	1		
B.Edwards	1	1	12	12.0	12	0	S.McKeon			1	1	10	10.0	10	1		
F.Moreau	5	1	3	3.0	3	0											
D.Helm	1	0	0	0.0	0	0											
Total	38	24	373	15.5	56	1	Total			47	32	375	11.7	51	2		
INTERCEPTIONS									INTERCEPTIONS								
	NO	YDS	AVG	LG	TD					NO	YDS	AVG	LG	TD			
Total	0	0	0	0	0	Total				0	0	0	0	0			
PUNTING									PUNTING								
	NO	YDS	AVG	NET	TB	IN20	LG		NO	YDS	AVG	NET	TB	IN20	LG		
A.Cole	5	243	48.6	45.4	0	4	68	B.Anger	7	385	55.0	50.1	0	2	60		
Total	5	243	48.6	45.4	0	4	68	Total	7	385	55.0	50.1	0	2	60		
PUNT RETURNS									PUNT RETURNS								
	NO	YDS	AVG	FC	LG	TD			NO	YDS	AVG	FC	LG	TD			
H.Renfrow	3	34	11.3	4	21	0	C.Wilson			2	16	8.0	2	14	0		
							[OUT OF BOUNDS]			1	0	0.0	0	0	0		
Total	3	34	11.3	4	21	0	Total			2	16	8.0	2	14	0		
KICKOFF RETURNS									KICKOFF RETURNS								
	NO	YDS	AVG	FC	LG	TD			NO	YDS	AVG	FC	LG	TD			
[TOUCHBACK]	7	0	0.0	0	0	0	T.Pollard			3	129	43.0	0	100	1		
							[TOUCHBACK]			6	0	0.0	0	0	0		
Total	0	0	0.0	0	0	0	Total			3	129	43.0	0	100	1		

Las Vegas Raiders

FUMBLES	FUM	LOST	OWN-REC	YDS	TD	FORCED	OPP-REC	YDS	TD	OUT-BDS
D.Carr	1	0	0	0	0	0	0	0	0	0
J.Simpson	0	0	1	0	0	0	0	0	0	0
Total	1	0	1	0	0	0	0	0	0	0

Dallas Cowboys

FUMBLES	FUM	LOST	OWN-REC	YDS	TD	FORCED	OPP-REC	YDS	TD	OUT-BDS
T.Basham	0	0	0	0	0	1	0	0	0	0
Total	0	0	0	0	0	1	0	0	0	0

## Final Team Statistics

	Visitor Raiders	Home Cowboys
<b>TOTAL FIRST DOWNS</b>	28	23
By Rushing	7	6
By Passing	14	13
By Penalty	7	4
<b>THIRD DOWN EFFICIENCY</b>	3-13-23.1%	3-13-23.1%
<b>FOURTH DOWN EFFICIENCY</b>	0-0-0.0%	0-0-0.0%
<b>TOTAL NET YARDS</b>	509	437
Total Offensive Plays (inc. times thrown passing)	77	68
Average gain per offensive play	6.6	6.4
<b>NET YARDS RUSHING</b>	143	64
Total Rushing Plays	35	20
Average gain per rushing play	4.1	3.2
Tackles for a loss-number and yards	2-5	1-5
<b>NET YARDS PASSING</b>	366	373
Times thrown - yards lost attempting to pass	3-7	1-2
Gross yards passing	373	375
<b>PASS ATTEMPTS-COMPLETIONS-HAD INTERCEPTED</b>	39-24-0	47-32-0
Avg gain per pass play (inc.# thrown passing)	8.7	7.8
<b>KICKOFFS Number-In End Zone-Touchbacks</b>	9-8-6	7-7-7
<b>PUNTS Number and Average</b>	5-48.6	7-55.0
Had Blocked	0	0
<b>FGs - PATs Had Blocked</b>	0-0	0-0
<b>Net Punting Average</b>	45.4	50.1
<b>TOTAL RETURN YARDAGE (Not Including Kickoffs)</b>	34	16
No. and Yards Punt Returns	3-34	2-16
No. and Yards Kickoff Returns	0-0	3-129
No. and Yards Interception Returns	0-0	0-0
<b>PENALTIES Number and Yards</b>	14-110	14-166
<b>FUMBLES Number and Lost</b>	1-0	0-0
<b>TOUCHDOWNS</b>	3	4
Rushing	2	1
Passing	1	2
Kickoff Returns	0	1
<b>EXTRA POINTS Made-Attempts</b>	3-3	2-4
Kicking Made-Attempts	3-3	1-2
Passing Made-Attempts	0-0	1-1
Rushing Made-Attempts	0-0	0-1
<b>FIELD GOALS Made-Attempts</b>	5-5	2-3
<b>RED ZONE EFFICIENCY</b>	2-5-40%	2-3-67%
<b>GOAL TO GO EFFICIENCY</b>	2-3-67%	1-1-100%
<b>SAFETIES</b>	0	0
<b>FINAL SCORE</b>	36	33
<b>TIME OF POSSESSION</b>	39:02	26:30

# Ball Possession And Drive Chart

## Las Vegas Raiders

#	Time Recd	Time Lost	Time Poss	How Ball Obtained	Drive Began	# Play	Yds Gain	Yds Pen	Net Yds	1st Down	Last Scrm	How Given Up
1	13:00	11:45	1:15	Punt	LV 29	3	71	0	71	2	LV 44	Touchdown
2	7:38	6:10	1:28	Kickoff	LV 25	3	2	0	2	0	LV 27	Punt
3	5:17	1:33	3:44	Punt	LV 40	8	24	36	60	4	* DAL 1	Touchdown
4	14:43	8:46	5:57	Punt	LV 22	13	69	5	74	5	* DAL 4	Field Goal
5	6:29	3:52	2:37	Missed FG	LV 49	3	16	-11	5	0	DAL 46	Punt
6	0:25	0:00	0:25	Kickoff	LV 25	3	15	0	15	1	LV 35	End of Half
7	15:00	12:52	2:08	Kickoff	LV 25	3	5	0	5	0	LV 30	Punt
8	10:01	7:13	2:48	Punt	LV 25	6	60	15	75	5	* DAL 3	Touchdown
9	7:00	3:28	3:32	Kickoff	LV 25	9	31	17	48	2	DAL 27	Field Goal
10	2:12	14:48	2:24	Punt	LV 9	6	44	0	44	2	DAL 47	Punt
11	12:00	8:18	3:42	Kickoff	LV 25	6	83	-20	63	2	* DAL 12	Field Goal
12	7:10	3:41	3:29	Punt	LV 25	5	19	-15	4	1	LV 29	Punt
13	2:54	1:52	1:02	Kickoff	LV 25	5	42	-5	37	1	DAL 38	Field Goal
14	0:19	0:00	0:19	Kickoff	LV 25	1	-1	0	-1	0	LV 25	End of Half
15	8:40	4:28	4:12	Punt	LV 22	8	29	38	67	3	* DAL 11	Field Goal
(396) Average LV 26												

## Dallas Cowboys

#	Time Recd	Time Lost	Time Poss	How Ball Obtained	Drive Began	# Play	Yds Gain	Yds Pen	Net Yds	1st Down	Last Scrm	How Given Up
1	15:00	13:00	2:00	Kickoff	DAL 25	3	7	0	7	0	DAL 32	Punt
2	11:45	7:38	4:07	Kickoff	DAL 25	9	70	5	75	6	* LV 10	Touchdown
3	6:10	5:17	0:53	Punt	DAL 7	3	2	-4	-2	0	DAL 5	Punt
4	1:33	14:43	1:50	Kickoff	DAL 16	4	11	-2	9	1	DAL 25	Punt
5	8:46	6:29	2:17	Kickoff	DAL 25	7	20	15	35	2	LV 40	Missed FG
6	3:52	0:25	3:27	Punt	DAL 14	8	86	0	86	4	* LV 1	Touchdown
7	12:52	10:01	2:51	Punt	DAL 17	6	19	5	24	2	DAL 41	Punt
8	7:13	7:00	0:13	Kickoff		0	0	0	0	0		Touchdown
9	3:28	2:12	1:16	Kickoff	DAL 25	3	8	0	8	0	DAL 33	Punt
10	14:48	12:00	2:48	Punt	DAL 11	8	88	-10	78	3	* LV 11	Field Goal
11	8:18	7:10	1:08	Kickoff	DAL 25	3	3	0	3	0	DAL 28	Punt
12	3:41	2:54	0:47	Punt	DAL 31	4	69	0	69	2	LV 32	Touchdown
13	1:52	0:19	1:33	Kickoff	DAL 25	10	48	0	48	3	LV 27	Field Goal
14	10:00	8:40	1:20	Kickoff	DAL 7	3	6	0	6	0	DAL 13	Punt
(253) Average DAL 19												

\* inside opponent's 20

## Time of Possession by Quarter

		1st	2nd	3rd	4th	OT	Total
Visitor	Las Vegas Raiders	6:27	8:59	10:40	8:44	4:12	39:02
Home	Dallas Cowboys	8:33	6:01	4:20	6:16	1:20	26:30

## Kickoff Drive No.-Start Average

Raiders: 7 - LV 25

Cowboys: 8 - DAL 22

**11/25/2021 at AT&T Stadium**

Las Vegas Raiders	Regular Defensive Plays												Special Teams					Misc			
	TKL	AST	COMB	SK	/ YDS	TFL	Q	IN	PD	FF	FR	TKL	AST	FF	FR	BL	TKL	AST	FF	FR	
J.Abram	7	3	10	0	0	0	0	0	0	0	0	0	0	0	0	0	0	0	0	0	
C.Littleton	5	4	9	0	0	0	0	0	0	0	0	0	0	0	0	0	0	0	0	0	
D.Perryman	2	5	7	0	0	0	1	0	0	0	0	0	0	0	0	0	0	0	0	0	
B.Facyson	5	1	6	0	0	0	0	0	0	0	0	0	0	0	0	0	0	0	0	0	
C.Hayward	5	1	6	0	0	0	0	0	0	0	0	0	0	0	0	0	0	0	0	0	
N.Hobbs	4	0	4	0	0	0	0	0	0	0	0	0	1	0	0	0	0	0	0	0	
S.Thomas	3	1	4	0	0	1	0	0	0	0	0	0	0	0	0	0	0	0	0	0	
K.Wright	1	3	4	0	0	0	0	0	0	0	0	0	0	0	0	0	0	0	0	0	
T.Moehrig	1	3	4	0	0	0	0	0	0	0	0	0	0	0	0	0	0	0	0	0	
J.Hankins	2	1	3	0	0	0	0	0	1	0	0	0	0	0	0	0	0	0	0	0	
Y.Ngakoue	2	0	2	1	2	1	2	0	0	0	0	0	0	0	0	0	0	0	0	0	
Q.Jefferson	0	2	2	0	0	0	0	0	0	0	0	0	0	0	0	0	0	0	0	0	
D.Leavitt	1	0	1	0	0	0	0	0	0	0	0	0	0	1	0	0	0	0	0	0	
M.Crosby	0	1	1	0	0	0	1	0	0	0	0	0	0	0	0	0	0	0	0	0	
D.Square	0	1	1	0	0	0	0	0	0	0	0	0	0	0	0	0	0	0	0	0	
C.Nassib	0	0	0	0	0	0	1	0	0	0	0	0	0	0	0	0	0	0	0	0	
D.Trufant	0	0	0	0	0	0	0	0	1	0	0	0	0	0	0	0	0	0	0	0	
C.Ferrell	0	0	0	0	0	0	0	0	0	0	0	0	1	0	0	0	0	0	0	0	
M.Lee	0	0	0	0	0	0	0	0	0	0	0	0	1	0	0	0	0	0	0	0	
R.Teamer	0	0	0	0	0	0	0	0	0	0	0	0	0	1	0	0	0	0	0	0	
J.Simpson	0	0	0	0	0	0	0	0	0	0	0	0	0	0	0	0	0	0	0	1	
Total	38	26	64	1	2	2	5	0	2	0	0	3	2	0	0	0	0	0	0	1	

Dallas Cowboys	Regular Defensive Plays												Special Teams					Misc			
	TKL	AST	COMB	SK	/ YDS	TFL	QH	IN	PD	FF	FR	TKL	AST	FF	FR	BL	TKL	AST	FF	FR	
K.Neal	6	6	12	0	0	1	0	0	0	0	0	0	0	0	0	0	0	0	0	0	
J.Kearse	6	5	11	0	0	1	0	0	2	0	0	0	0	0	0	0	0	0	0	0	
J.Lewis	5	2	7	1	0	0	0	0	0	0	0	0	0	0	0	0	0	0	0	0	
M.Parsons	4	1	5	1	7	2	5	0	0	0	0	0	0	0	0	0	0	0	0	0	
T.Hill	4	1	5	0	0	0	0	0	0	0	0	0	0	0	0	0	0	0	0	0	
M.Hooker	3	2	5	0	0	0	0	0	0	0	0	0	0	0	0	0	0	0	0	0	
T.Diggs	2	3	5	0	0	0	0	0	0	0	0	0	0	0	0	0	0	0	0	0	
D.Kazee	3	1	4	0	0	0	0	0	0	0	0	0	0	0	0	0	0	0	0	0	
C.Golston	1	3	4	0	0	0	1	0	0	0	0	0	0	0	0	0	0	0	0	0	
A.Brown	3	0	3	0	0	0	0	0	0	0	0	0	0	0	0	0	0	0	0	0	
D.Armstrong	2	1	3	0	0	0	0	0	0	0	0	0	0	0	0	0	0	0	0	0	
L.Vander Esch	2	1	3	0	0	0	0	0	0	0	0	0	0	0	0	0	0	0	0	0	
J.Hamilton	1	1	2	0	0	0	0	0	0	0	0	0	0	0	0	0	0	0	0	0	
T.Basham	1	0	1	1	0	0	1	0	0	1	0	0	0	0	0	0	0	0	0	0	
O.Odighizuwa	1	0	1	0	0	0	0	0	0	0	0	0	0	0	0	0	0	0	0	0	
C.Watkins	1	0	1	0	0	0	0	0	0	0	0	0	0	0	0	0	0	0	0	0	
T.Pollard	0	0	0	0	0	0	0	0	0	0	0	1	1	0	0	0	0	0	0	0	
C.Goodwin	0	0	0	0	0	0	0	0	0	0	0	0	1	0	0	0	0	0	0	0	
L.Gifford	0	0	0	0	0	0	0	0	0	0	0	0	1	0	0	0	0	0	0	0	
F.Bernard	0	0	0	0	0	0	0	0	0	0	0	0	1	0	0	0	0	0	0	0	
Total	45	27	72	3	7	4	7	0	2	1	0	1	4	0	0	0	0	0	0	0	



**11/25/2021 at AT&T Stadium**

### PERIOD SCORES

## TIME OF POSSESSION

## - Scoring Plays

Las Vegas Raiders

Dallas Cowboys

## 12

12

2-5-40.0%

2-5-40.0%

## 197

197

## 49

148

2-0

15 - 8 - 0

15 - 8 - 0

2 - 50.0

2 - 50.0

5 - 49

5 - 49

1 - 0

1 - 0

1-2-50%

1-2-50%

## LV 32

LV 32

[illegible]

**11/25/2021 at AT&T Stadium**

## First Half Summary

[illegible]

**Las Vegas Raiders vs Dallas Cowboys**  
**11/25/2021 at AT&T Stadium**

# Second Half Summary

PERIOD SCORES

Raiders 10 6 = 16  
Cowboys 6 14 = 20

TIME OF POSSESSION

Raiders 19:24  
Cowboys 10:36

**Scoring Plays**

Team	Qtr	Time	Play Description (Extra Point) (Drive Info)	Visitor	Home
Raiders	3	7:13	M.Mariota 3 yd. run (D.Carlson kick) (6-75, 2:48)	24	13
Cowboys	3	7:00	T.Pollard 100 yd. kickoff return (run failed) (0-0, 0:13)	24	19
Raiders	3	3:28	D.Carlson 46 yd. Field Goal (9-48, 3:32)	27	19
Cowboys	4	12:00	G.Zuerlein 29 yd. Field Goal (8-78, 2:48)	27	22
Raiders	4	8:18	D.Carlson 30 yd. Field Goal (6-63, 3:42)	30	22
Cowboys	4	2:54	D.Schultz 32 yd. pass from D.Prescott (D.Prescott-D.Schultz pass) (4-69, 0:47)	30	30
Raiders	4	1:52	D.Carlson 56 yd. Field Goal (5-37, 1:02)	33	30
Cowboys	4	0:19	G.Zuerlein 45 yd. Field Goal (10-48, 1:33)	33	33

	Las Vegas Raiders	Dallas Cowboys
<b>TOTAL FIRST DOWNS</b>	13	10
First Downs Rushing-Passing-by Penalty	3 - 8 - 2	1 - 8 - 1
<b>THIRD DOWN EFFICIENCY</b>	1-7-14.3%	1-6-16.7%
<b>TOTAL NET YARDS</b>	283	235
Total Offensive Plays	38	32
<b>NET YARDS RUSHING</b>	66	9
<b>NET YARDS PASSING</b>	217	226
Gross Yards Passing	217	228
Times thrown-yards lost attempting to pass	0-0	1-2
<b>Pass Attempts-Completions-Had Intercepted</b>	23 - 15 - 0	27 - 19 - 0
<b>Punts-Number and Average</b>	3 - 47.7	3 - 52.7
<b>Penalties-Number and Yards</b>	7 - 46	4 - 52
<b>Fumbles-Number and Lost</b>	0 - 0	0 - 0
<b>Red Zone Efficiency</b>	1-2-50%	0-1-0%
<b>Average Drive Start</b>	LV 23	DAL 22

**Las Vegas Raiders**

**Dallas Cowboys**

RUSHING						RUSHING											
	ATT	YDS	AVG	LG	TD		ATT	YDS	AVG	LG	TD						
J.Jacobs	8	28	3.5	6	0	T.Pollard	2	7	3.5	12	0						
D.Carr	2	21	10.5	22	0	E.Elliott	2	2	1.0	1	0						
K.Drake	3	10	3.3	4	0												
Z.Jones	1	4	4.0	4	0												
M.Mariota	1	3	3.0	3	1												
Total	15	66	4.4	22	1	Total	4	9	2.3	12	0						
PASSING									PASSING								
	ATT	CMP	YDS	SK/YD	TD	LG	IN	RT		ATT	CMP	YDS	SK/YD	TD	LG	IN	RT
D.Carr	23	15	217	0/0	0	54	0	95.7	D.Prescott	27	19	228	1/2	1	41	0	108.3
Total	23	15	217	0/0	0	54	0	95.7	Total	27	19	228	1/2	1	41	0	108.3
PASS RECEIVING								PASS RECEIVING									
	TAR	REC	YDS	AVG	LG	TD			TAR	REC	YDS	AVG	LG	TD			
H.Renfrow	6	6	116	19.3	54	0	N.Brown	6	5	38	7.6	15	0				
Z.Jones	6	4	47	11.8	35	0	M.Gallup	7	4	97	24.3	41	0				
D.Jackson	3	2	46	23.0	30	0	C.Wilson	5	4	31	7.8	11	0				
K.Drake	2	2	5	2.5	10	0	E.Elliott	4	3	17	5.7	12	0				
F.Moreau	4	1	3	3.0	3	0	T.Pollard	2	2	13	6.5	7	0				
J.Jacobs	2	0	0	0.0	0	0	D.Schultz	3	1	32	32.0	32	1				
Total	23	15	217	14.5	54	0	Total	27	19	228	12.0	41	1				

**Las Vegas Raiders**

**Regular Defensive Plays**

**Special Teams**

**Misc**

**11/25/2021 at AT&T Stadium**[illegible][illegible]

## Overtime Summary

Scoring Plays					
Team	Qtr	Time	Play Description (Extra Point) (Drive Info)	Visitor	Home
Raiders	5	4:28	D.Carlson 29 yd. Field Goal (8-67, 4:12)	36	33

Las Vegas Raiders						Dallas Cowboys					
RUSHING	ATT	YDS	AVG	LG	TD	RUSHING	ATT	YDS	AVG	LG	TD

Las Vegas Raiders	Regular Defensive Plays												Special Teams					Misc			
	TKL	AST	COMB	SK	/ YDS	TFL	Q	IN	PD	FF	FR	TKL	AST	FF	FR	BL	TKL	AST	FF	FR	
J.Abram	1	0	1	0	0	0	0	0	0	0	0	0	0	0	0	0	0	0	0	0	
J.Hankins	1	0	1	0	0	0	0	0	0	0	0	0	0	0	0	0	0	0	0	0	
N.Hobbs	0	0	0	0	0	0	0	0	0	0	0	1	0	0	0	0	0	0	0	0	
Total	2	0	2	0	0	0	0	0	0	0	0	1	0	0	0	0	0	0	0	0	

[illegible]

Play By Play

First Quarter

11/25/2021

LV wins the coin toss and elects to defer. DAL elects to Receive, and LV elects to defend the west goal.

D.Carlson kicks 65 yards from LV 35 to end zone, Touchback.

Dallas Cowboys at 15:00

- 1-10-DAL 25 (15:00) E.Elliott up the middle to DAL 29 for 4 yards (B.Facyson, K.Wright).
- 2-6-DAL 29 (14:31) (Shotgun) E.Elliott right guard to DAL 31 for 2 yards (Y.Ngakoue).
- 3-4-DAL 31 (13:54) (Shotgun) D.Prescott pass short left to E.Elliott to DAL 32 for 1 yard (J.Abram).
- 4-3-DAL 32 (13:15) B.Anger punts 60 yards to LV 8, Center-J.McQuaide. H.Renfrow to LV 29 for 21 yards (T.Pollard; C.Goodwin).

Las Vegas Raiders at 13:00

- 1-10-LV 29 (13:00) J.Jacobs left end pushed ob at LV 32 for 3 yards (T.Diggs).
- 2-7-LV 32 (12:32) (Shotgun) D.Carr pass short left to D.Waller to LV 44 for 12 yards (T.Diggs) [M.Parsons]. P1
- 1-10-LV 44 (11:55) (Shotgun) D.Carr pass deep left to D.Jackson for 56 yards, TOUCHDOWN. P2
- D.Carlson extra point is GOOD, Center-T.Sieg. Holder-A.Cole.

LV 7 DAL 0, 3 plays, 71 yards, 1:15 drive, 3:15 elapsed
---

D.Carlson kicks 65 yards from LV 35 to end zone, Touchback.

Dallas Cowboys at 11:45

- 1-10-DAL 25 (11:45) (Shotgun) D.Prescott pass short right to T.Pollard to DAL 31 for 6 yards (C.Littleton, D.Perryman).
- 2-4-DAL 31 (11:14) E.Elliott up the middle to DAL 36 for 5 yards (S.Thomas). R1
- PENALTY on LV-J.Hankins, Illegal Use of Hands, 5 yards, enforced at DAL 36.* X2
- 1-10-DAL 41 (10:54) (Shotgun) D.Prescott pass short right to N.Brown to LV 44 for 15 yards (B.Facyson). P3
- 1-10-LV 44 (10:28) E.Elliott left end pushed ob at LV 36 for 8 yards (C.Hayward).
- 2-2-LV 36 (9:58) T.Pollard right guard to LV 35 for 1 yard (D.Square; K.Wright).
- 3-1-LV 35 (9:25) (Shotgun) T.Pollard up the middle to LV 32 for 3 yards (C.Littleton). R4
- 1-10-LV 32 (8:48) D.Prescott pass deep right to C.Wilson ran ob at LV 15 for 17 yards [C.Nassib]. P5
- 1-10-LV 15 (8:16) Direct snap to T.Pollard. T.Pollard up the middle to LV 10 for 5 yards (T.Moehrig; J.Abram).
- 2-5-LV 10 (7:44) D.Prescott pass short left to S.McKeon for 10 yards, TOUCHDOWN. P6
- G.Zuerlein extra point is No Good, Wide Left, Center-J.McQuaide, Holder-B.Anger.

LV 7 DAL 6, 9 plays, 75 yards, 1 penalty, 4:07 drive, 7:22 elapsed
--

G.Zuerlein kicks 65 yards from DAL 35 to end zone, Touchback.

Las Vegas Raiders at 7:38

- 1-10-LV 25 (7:38) J.Jacobs left tackle to LV 27 for 2 yards (T.Hill).
- 2-8-LV 27 (7:06) (Shotgun) D.Carr pass incomplete short middle to D.Waller (J.Kearse).
- 3-8-LV 27 (7:03) (Shotgun) D.Carr sacked ob at LV 27 for 0 yards (J.Lewis).
- 4-8-LV 27 (6:23) A.Cole punts 68 yards to DAL 5, Center-T.Sieg. C.Wilson to DAL 7 for 2 yards (C.Ferrell).

Dallas Cowboys at 6:10

- 1-10-DAL 7 (6:10) E.Elliott left tackle to DAL 9 for 2 yards (J.Hankins).
- 2-8-DAL 9 (5:34) (Shotgun) D.Prescott pass incomplete deep left to C.Wilson.
- 3-8-DAL 9 (5:29) (Shotgun) *PENALTY on DAL-T.Biadasz, False Start, 4 yards, enforced at DAL 9 - No Play.*
- 3-12-DAL 5 (5:29) (Shotgun) D.Prescott pass incomplete short left to E.Elliott.
- 4-12-DAL 5 (5:23) B.Anger punts 55 yards to LV 40, Center-J.McQuaide, fair catch by H.Renfrow.

Las Vegas Raiders at 5:17

- 1-10-LV 40 (5:17) (Shotgun) *PENALTY on DAL-M.Parsons, Neutral Zone Infraction, 5 yards, enforced at LV 40 - No Play.*
- 1-5-LV 45 (5:17) (Shotgun) D.Carr pass incomplete deep right to H.Renfrow.
- 2-5-LV 45 (5:11) J.Jacobs left tackle to LV 48 for 3 yards (T.Hill; L.Vander Esch).
- PENALTY on LV-A.James, Offensive Holding, 10 yards, enforced at LV 45 - No Play.*
- 2-15-LV 35 (4:48) (Shotgun) D.Carr pass short middle to H.Renfrow to LV 40 for 5 yards (A.Brown).
- 3-10-LV 40 (4:03) (Shotgun) D.Carr pass incomplete short right to B.Edwards.
- PENALTY on DAL-A.Brown, Defensive Pass Interference, 11 yards, enforced at LV 40 - No Play.* X3
- 1-10-DAL 49 (3:58) H.Renfrow right end to DAL 47 for 2 yards (C.Golston).
- 2-8-DAL 47 (3:15) (Shotgun) D.Carr pass incomplete deep right to D.Waller.
- 3-8-DAL 47 (3:09) (Shotgun) D.Carr pass short middle to B.Edwards to DAL 35 for 12 yards (A.Brown). P4

Las Vegas Raiders vs Dallas Cowboys at AT&T Stadium

<u>1-10-DAL 35</u>	(2:29) (Shotgun) D.Carr pass incomplete short right. Pass was thrown away right sideline. Heavy pressure by Parsons.	
2-10-DAL 35	(2:24) J.Jacobs left tackle to DAL 31 for 4 yards (T.Diggs; D.Armstrong).	
3-6-DAL 31	(1:42) (Shotgun) D.Carr pass incomplete deep right to D.Jackson. <i>PENALTY on DAL-A.Brown, Defensive Pass Interference, 30 yards, enforced at DAL 31 - No Play.</i>	X5
<u>1-1-DAL 1</u>	<b>(1:36) J.Jacobs left tackle for 1 yard, TOUCHDOWN.</b> D.Carlson extra point is GOOD, Center-T.Sieg, Holder-A.Cole.	R6

LV 14 DAL 6, 8 plays, 60 yards, 3 penalties, 3:44 drive, 13:27 elapsed

D.Carlson kicks 67 yards from LV 35 to DAL -2. T.Pollard to DAL 16 for 18 yards (D.Leavitt; R.Teamer).

Dallas Cowboys at 1:33, (1st play from scrimmage 1:28)

1-10-DAL 16	(1:28) E.Elliott right tackle to DAL 17 for 1 yard (B.Facyson).	
2-9-DAL 17	(:57) (Shotgun) D.Prescott pass incomplete short right to M.Gallup. <i>PENALTY on LV-B.Facyson, Defensive Pass Interference, 8 yards, enforced at DAL 17 - No Play.</i>	X7
<u>1-10-DAL 25</u>	(:53) T.Pollard left tackle to LV 44 for 31 yards (B.Facyson). <i>PENALTY on DAL-T.Biadasz, Offensive Holding, 10 yards, enforced at DAL 25 - No Play.</i>	
1-20-DAL 15	(:30) (Shotgun) D.Prescott pass short left to D.Schultz to DAL 25 for 10 yards (C.Littleton).	

END OF QUARTER

	Score	Time Poss	First Downs				Efficiencies	
			R	P	X	T	3 Down	4 Down
Las Vegas Raiders	14	6:27	1	3	2	6	1/2	0/0
Dallas Cowboys	6	8:33	2	3	2	7	1/3	0/0



## Play By Play

## Second Quarter

11/25/2021

Dallas Cowboys continued.

- 2-10-DAL 25 (15:00) (Shotgun) D.Prescott pass incomplete short left to N.Brown.
- 3-10-DAL 25 (14:56) (Shotgun) D.Prescott pass incomplete short middle to D.Schultz.
- 4-10-DAL 25 (14:50) B.Anger punts 53 yards to LV 22, Center-J.McQuaide, fair catch by H.Renfrow.

## Las Vegas Raiders at 14:43

- 1-10-LV 22 (14:43) D.Carr pass incomplete short right to F.Moreau [M.Parsons].
- 2-10-LV 22 (14:36) J.Jacobs up the middle to LV 25 for 3 yards (C.Golston; T.Hill).
- 3-7-LV 25 (13:57) (Shotgun) D.Carr pass incomplete short middle to H.Renfrow.
- PENALTY on DAL-T.Diggs, Defensive Holding, 5 yards, enforced at LV 25 - No Play.* X7
- 1-10-LV 30 (13:52) J.Jacobs left tackle to LV 30 for no gain (J.Hamilton).
- 2-10-LV 30 (13:07) (Shotgun) D.Carr pass incomplete short left to D.Waller (J.Kearse).
- 3-10-LV 30 (13:02) (Shotgun) D.Carr pass short left to Z.Jones to LV 42 for 12 yards (M.Hooker) [C.Golston]. P8
- Penalty on DAL-M.Parsons, Defensive Offside, declined.*
- 1-10-LV 42 (12:47) D.Carr pass short left to D.Waller to DAL 37 for 21 yards (J.Kearse). LV-D.Waller was injured during the play. His return is Questionable. P9
- 1-10-DAL 37 (12:17) D.Carr pass short middle to J.Jacobs to DAL 20 for 17 yards (T.Hill). P10
- 1-10-DAL 20 (11:36) J.Jacobs right tackle to DAL 11 for 9 yards (O.Odighizuwa).
- 2-1-DAL 11 (10:53) K.Drake left tackle to DAL 7 for 4 yards (K.Neal). R11
- 1-7-DAL 7 (10:13) (Shotgun) M.Mariota right guard to DAL 6 for 1 yard (T.Hill).
- 2-6-DAL 6 (9:37) (Shotgun) J.Jacobs up the middle to DAL 4 for 2 yards (D.Armstrong).
- 3-4-DAL 4 (8:54) (Shotgun) D.Carr pass incomplete short right to D.Helm.
- 4-4-DAL 4 (8:50) **D.Carlson 22 yard field goal is GOOD, Center-T.Sieg, Holder-A.Cole.**

LV 17 DAL 6, 13 plays, 74 yards, 1 penalty, 5:57 drive, 6:14 elapsed

D.Carlson kicks 65 yards from LV 35 to end zone, Touchback.

## Dallas Cowboys at 8:46

- 1-10-DAL 25 (8:46) (Shotgun) D.Prescott pass short right to M.Gallup to DAL 34 for 9 yards (B.Facyson, C.Littleton).
- 2-1-DAL 34 (8:13) T.Pollard left guard to DAL 38 for 4 yards (D.Perryman; Q.Jefferson). R8
- 1-10-DAL 38 (7:36) D.Prescott pass short right to D.Schultz to DAL 42 for 4 yards (K.Wright; D.Perryman).
- PENALTY on LV-D.Perryman, Unnecessary Roughness, 15 yards, enforced at DAL 42.* X9
- 1-10-LV 43 (7:13) T.Pollard up the middle to LV 40 for 3 yards (K.Wright).
- 2-7-LV 40 (6:41) (Shotgun) D.Prescott pass incomplete short right to D.Schultz [Y.Ngakoue].
- 3-7-LV 40 (6:37) (Shotgun) D.Prescott pass incomplete short middle to C.Wilson [D.Perryman].
- 4-7-LV 40 (6:34) G.Zuerlein 59 yard field goal is No Good, Hit Left Upright, Center-J.McQuaide, Holder-B.Anger.

## Las Vegas Raiders at 6:29

- 1-10-LV 49 (6:29) D.Carr sacked at LV 42 for -7 yards (T.Basham). FUMBLES (T.Basham) [T.Basham], recovered by LV-J.Simpson at LV 49.
- 2-10-LV 49 (5:50) (Shotgun) K.Drake up the middle to DAL 48 for 3 yards (M.Parsons).
- 3-7-DAL 48 (5:04) (Shotgun) D.Carr pass deep right to Z.Jones ran ob at DAL 19 for 29 yards.
- PENALTY on LV-A.Leatherwood, Illegal Use of Hands, 11 yards, enforced at DAL 48 - No Play.*
- 3-18-LV 41 (4:46) D.Carr pass short right to H.Renfrow to DAL 46 for 13 yards (C.Golston; K.Neal).
- 4-5-DAL 46 (3:59) A.Cole punts 32 yards to DAL 14, Center-T.Sieg, fair catch by C.Wilson.

## Dallas Cowboys at 3:52

- 1-10-DAL 14 (3:52) T.Pollard up the middle to DAL 16 for 2 yards (D.Perryman; S.Thomas).
- 2-8-DAL 16 (3:22) (Shotgun) D.Prescott pass deep left to C.Wilson to LV 33 for 51 yards (J.Abram). P10
- 1-10-LV 33 (2:41) (Shotgun) D.Prescott scrambles left end ran ob at LV 30 for 3 yards (J.Abram).
- 2-7-LV 30 (2:09) T.Pollard up the middle to LV 22 for 8 yards (Q.Jefferson; T.Moehrig). R11

Two-Minute Warning

- 1-10-LV 22 (2:00) Direct snap to T.Pollard. T.Pollard right end to LV 19 for 3 yards (N.Hobbs).
- 2-7-LV 19 (1:22) (Shotgun) D.Prescott pass short left to C.Wilson to LV 14 for 5 yards (C.Hayward).
- 3-2-LV 14 (:49) (Shotgun) D.Prescott pass short right to T.Pollard for 14 yards, TOUCHDOWN. P12
- The Replay Official reviewed the runner broke the plane ruling, and the play was REVERSED.
- (Shotgun) D.Prescott pass short right to T.Pollard to LV 1 for 13 yards (N.Hobbs).
- 1-1-LV 1 (:29) **E.Elliott left guard for 1 yard, TOUCHDOWN.** R13

Las Vegas Raiders vs Dallas Cowboys at AT&T Stadium

G.Zuerlein extra point is GOOD, Center-J.McQuaide, Holder-B.Anger.

LV 17 DAL 13, 8 plays, 86 yards, 3:27 drive, 14:35 elapsed

G.Zuerlein kicks 65 yards from DAL 35 to end zone, Touchback.

Las Vegas Raiders at 0:25

1-10-LV 25 (:25) J.Jacobs up the middle to LV 25 for no gain (M.Parsons, C.Golston).

Timeout #1 by DAL at 00:21.

2-10-LV 25 (:21) J.Jacobs left end pushed ob at LV 35 for 10 yards (M.Hooker).

R12

1-10-LV 35 (:14) J.Jacobs right tackle to LV 40 for 5 yards (M.Hooker; K.Neal).

END OF QUARTER

	Score	Time	First Downs				Efficiencies	
		Poss	R	P	X	T	3 Down	4 Down
Las Vegas Raiders	17	8:59	2	3	1	6	1/3	0/0
Dallas Cowboys	13	6:01	3	2	1	6	1/3	0/0

Third Quarter

11/25/2021

Play By Play

LV elects to Receive, and DAL elects to defend the East goal.

G.Zuerlein kicks 65 yards from DAL 35 to end zone, Touchback.

Las Vegas Raiders at 15:00

- 1-10-LV 25 (15:00) J.Jacobs left tackle to LV 30 for 5 yards (K.Neal).
- 2-5-LV 30 (14:26) Z.Jones left end to LV 34 for 4 yards (D.Kazee).
- 3-1-LV 34 (13:41) (Shotgun) J.Jacobs left end to LV 30 for -4 yards (K.Neal; J.Kearse).
- 4-5-LV 30 (13:00) A.Cole punts 53 yards to DAL 17, Center-T.Sieg, out of bounds.

Penalty on DAL-K.Joseph, Disqualification, offsetting.  
Penalty on LV-R.Teamer, Disqualification, offsetting.

Dallas Cowboys at 12:52

- 1-10-DAL 17 (12:52) T.Pollard right end to DAL 29 for 12 yards (C.Littleton). R14
- 1-10-DAL 29 (12:14) (Shotgun) D.Prescott pass incomplete short left to E.Elliott. Pass incomplete in the flat.
- 2-10-DAL 29 (12:10) (Shotgun) D.Prescott pass incomplete short right to N.Brown (J.Hankins). Ball batted down by 90-J.Hankins at the line of scrimmage
- 3-10-DAL 29 (12:05) (Shotgun) D.Prescott pass incomplete short left to M.Gallup. X15
- PENALTY on LV-C.Hayward, Defensive Holding, 5 yards, enforced at DAL 29 - No Play.
- 1-10-DAL 34 (11:59) (Shotgun) D.Prescott pass short left to C.Wilson to DAL 39 for 5 yards (N.Hobbs).
- 2-5-DAL 39 (11:20) T.Pollard left end to DAL 34 for -5 yards (S.Thomas).
- 3-10-DAL 34 (10:45) (Shotgun) D.Prescott pass short right to T.Pollard to DAL 41 for 7 yards (J.Abram, D.Perryman).
- 4-3-DAL 41 (10:08) B.Anger punts 44 yards to LV 15, Center-J.McQuaide, fair catch by H.Renfrow.

PENALTY on DAL-N.Wright, Illegal Block Above the Waist, 10 yards, enforced at LV 15.

Las Vegas Raiders at 10:01

- 1-10-LV 25 (10:01) (Shotgun) D.Carr pass short left to H.Renfrow pushed ob at DAL 44 for 31 yards (J.Lewis). P13
- 1-10-DAL 44 (9:31) (Shotgun) D.Carr pass short left to F.Moreau to DAL 41 for 3 yards (J.Kearse).
- 2-7-DAL 41 (9:03) D.Carr pass short middle to H.Renfrow to DAL 30 for 11 yards (J.Kearse). P14
- PENALTY on DAL-M.Parsons, Roughing the Passer, 15 yards, enforced at DAL 30. X15
- 1-10-DAL 15 (8:40) J.Jacobs up the middle to DAL 9 for 6 yards (M.Parsons; K.Neal).
- 2-4-DAL 9 (8:01) J.Jacobs right guard to DAL 3 for 6 yards (L.Vander Esch; J.Kearse). R16
- 1-3-DAL 3 (7:17) (Shotgun) Direct snap to M.Mariota. M.Mariota right end for 3 yards, TOUCHDOWN. R17
- D.Carlson extra point is GOOD, Center-T.Sieg, Holder-A.Cole.

LV 24 DAL 13, 6 plays, 75 yards, 1 penalty, 2:48 drive, 7:47 elapsed

D.Carlson kicks 65 yards from LV 35 to DAL 0. T.Pollard for 100 yards, TOUCHDOWN.

Dallas Cowboys at 7:13

G.Zuerlein extra point is GOOD, Center-J.McQuaide, Holder-B.Anger.  
PENALTY on LV-C.Ferrell, Leverage, 1 yard, enforced at LV 15 - No Play.  
TWO-POINT CONVERSION ATTEMPT. C.Wilson rushes right end. ATTEMPT FAILS.

LV 24 DAL 19, 0 plays, 100 yards, 0:13 drive, 8:00 elapsed

G.Zuerlein kicks 65 yards from DAL 35 to end zone, Touchback.

Las Vegas Raiders at 7:00

- 1-10-LV 25 (7:00) (Shotgun) D.Carr pass incomplete short right to J.Jacobs [M.Parsons]. Pass incomplete on a "skinny post" right side.
- 2-10-LV 25 (6:54) D.Carr pass short left to Z.Jones pushed ob at LV 24 for -1 yards (J.Kearse).
- 3-11-LV 24 (6:22) (Shotgun) D.Carr scrambles right end ran ob at LV 46 for 22 yards (D.Kazee). R18
- Timeout #1 by DAL at 05:46.
- 1-10-LV 46 (5:46) (Shotgun) K.Drake up the middle to LV 48 for 2 yards (L.Vander Esch).
- 2-8-LV 48 (5:07) D.Carr pass incomplete short right to D.Jackson.
- 3-8-LV 48 (5:03) (Shotgun) D.Carr pass incomplete deep right to D.Jackson. X19
- PENALTY on DAL-A.Brown, Defensive Pass Interference, 17 yards, enforced at LV 48 - No Play.
- 1-10-DAL 35 (4:57) (Shotgun) D.Carr pass incomplete deep middle to F.Moreau.
- 2-10-DAL 35 (4:53) (Shotgun) K.Drake up the middle to DAL 31 for 4 yards (K.Neal; J.Kearse).
- 3-6-DAL 31 (4:14) (Shotgun) D.Carr pass short left to H.Renfrow to DAL 27 for 4 yards (J.Lewis).
- 4-2-DAL 27 (3:32) D.Carlson 46 yard field goal is GOOD, Center-T.Sieg, Holder-A.Cole.

LV 27 DAL 19, 9 plays, 48 yards, 1 penalty, 3:32 drive, 11:32 elapsed

Las Vegas Raiders vs Dallas Cowboys at AT&T Stadium

D.Carlson kicks 65 yards from LV 35 to end zone, Touchback. Injury Update: Patrick Onwuasor has a hamstring injury. His return status is questionable.

Dallas Cowboys at 3:28

- 1-10-DAL 25 (3:28) (Shotgun) D.Prescott pass short right to M.Gallup to DAL 32 for 7 yards (C.Littleton; B.Facyson).
- 2-3-DAL 32 (3:00) (Shotgun) E.Elliott right tackle to DAL 33 for 1 yard (J.Hankins; M.Crosby).
- 3-2-DAL 33 (2:26) (Shotgun) D.Prescott pass incomplete short left to C.Wilson.
- 4-2-DAL 33 (2:20) B.Anger punts 58 yards to LV 9, Center-J.McQuaide, fair catch by H.Renfrow.

Las Vegas Raiders at 2:12

- 1-10-LV 9 (2:12) (Shotgun) D.Carr pass short left to Z.Jones to LV 44 for 35 yards (D.Kazee). P20
- 1-10-LV 44 (1:30) K.Drake up the middle to LV 48 for 4 yards (J.Kearse).
- 2-6-LV 48 (:51) D.Carr pass short middle to K.Drake to DAL 42 for 10 yards (J.Kearse). P21
- 1-10-DAL 42 (:07) (Shotgun) D.Carr pass incomplete deep right to Z.Jones.
- Timeout #1 by LV at 00:02.
- 2-10-DAL 42 (:02) (Shotgun) D.Carr pass short left to K.Drake to DAL 47 for -5 yards (K.Neal). Nassib, Waller of Las Vegas ruled out for the game.

END OF QUARTER

		Time	First Downs				Efficiencies	
	Score	Poss	R	P	X	T	3 Down	4 Down
Las Vegas Raiders	27	10:40	3	4	2	9	1/3	0/0
Dallas Cowboys	19	4:20	1	0	1	2	0/2	0/0

## Fourth Quarter

11/25/2021

## Play By Play

Las Vegas Raiders continued.

- 3-15-DAL 47 (15:00) (Shotgun) D.Carr pass incomplete short right to F.Moreau.
- 4-15-DAL 47 (14:55) A.Cole punts 36 yards to DAL 11, Center-T.Sieg, fair catch by C.Wilson.

## Dallas Cowboys at 14:48

- 1-10-DAL 11 (14:48) (Shotgun) D.Prescott pass short right to N.Brown to DAL 26 for 15 yards (C.Littleton; J.Abram). P16
- 1-10-DAL 26 (14:25) (No Huddle, Shotgun) D.Prescott pass short right to N.Brown to DAL 33 for 7 yards (C.Littleton).
- 2-3-DAL 33 (14:05) (No Huddle, Shotgun) D.Prescott pass deep left to M.Gallup pushed ob at LV 26 for 41 yards (C.Hayward). P17
- 1-10-LV 26 (13:33) (No Huddle, Shotgun) D.Prescott pass short left to E.Elliott to LV 14 for 12 yards (C.Littleton; J.Abram). P18
- 1-10-LV 14 (13:08) (No Huddle, Shotgun) D.Prescott pass incomplete short left to M.Gallup.
- 2-10-LV 14 (13:04) (Shotgun) D.Prescott pass short right to N.Brown pushed ob at LV 7 for 7 yards (C.Hayward).
- 3-3-LV 7 (12:41) (Shotgun) D.Prescott pass short right to D.Schultz for 7 yards, TOUCHDOWN NULLIFIED by Penalty.
- PENALTY on DAL-T.Smith, Offensive Holding, 10 yards, enforced at LV 7 - No Play.*
- Penalty on DAL-T.Smith, Illegal Formation, declined.*
- 3-13-LV 17 (12:38) (Shotgun) D.Prescott pass short right to T.Pollard pushed ob at LV 11 for 6 yards (B.Facyson).
- 4-7-LV 11 (12:03) **G.Zuerlein 29 yard field goal is GOOD, Center-J.McQuaide, Holder-B.Anger.**

LV 27 DAL 22, 8 plays, 78 yards, 2:48 drive, 3:00 elapsed

G.Zuerlein kicks 65 yards from DAL 35 to end zone, Touchback.

## Las Vegas Raiders at 12:00

- 1-10-LV 25 (12:00) D.Carr pass short right to D.Jackson to LV 41 for 16 yards (A.Brown). P22
- 1-10-LV 41 (11:23) J.Jacobs right end pushed ob at LV 46 for 5 yards (D.Armstrong).
- PENALTY on LV-J.Simpson, Offensive Holding, 10 yards, enforced at LV 41 - No Play.*
- 1-20-LV 31 (10:57) (Shotgun) D.Carr pass deep middle to H.Renfrow to DAL 15 for 54 yards (J.Lewis). P23
- 1-10-DAL 15 (10:07) (Shotgun) J.Jacobs left tackle to DAL 11 for 4 yards (L.Vander Esch).
- 2-6-DAL 11 (9:28) J.Jacobs up the middle to DAL 10 for 1 yard (L.Vander Esch; M.Parsons).
- PENALTY on LV-F.Moreau, Offensive Holding, 10 yards, enforced at DAL 11 - No Play.*
- 2-16-DAL 21 (9:09) (Shotgun) D.Carr pass incomplete short left to J.Jacobs [M.Parsons].
- 3-16-DAL 21 (9:04) (Shotgun) D.Carr pass short right to H.Renfrow to DAL 12 for 9 yards (D.Armstrong).
- 4-7-DAL 12 (8:21) **D.Carlson 30 yard field goal is GOOD, Center-T.Sieg, Holder-A.Cole.**
- Penalty on DAL-Q.Bohanna, Illegal Formation, declined.*

LV 30 DAL 22, 6 plays, 63 yards, 3:42 drive, 6:42 elapsed

D.Carlson kicks 65 yards from LV 35 to end zone, Touchback.

## Dallas Cowboys at 8:18

- 1-10-DAL 25 (8:18) (Shotgun) D.Prescott pass short middle to C.Wilson to DAL 30 for 5 yards (D.Perryman) [M.Crosby].
- 2-5-DAL 30 (7:59) (No Huddle, Shotgun) D.Prescott pass incomplete short left to M.Gallup.
- 3-5-DAL 30 (7:54) (Shotgun) D.Prescott sacked at DAL 28 for -2 yards (Y.Ngakoue).
- 4-7-DAL 28 (7:21) B.Anger punts 56 yards to LV 16, Center-J.McQuaide. H.Renfrow to LV 25 for 9 yards (L.Gifford; F.Bernard).

## Las Vegas Raiders at 7:10

- 1-10-LV 25 (7:10) J.Jacobs up the middle to LV 27 for 2 yards (J.Hamilton; K.Neal).
- 2-8-LV 27 (6:28) (Shotgun) D.Carr pass short left to Z.Jones to LV 36 for 9 yards (J.Kearse; T.Diggs). Injury Update: Brandon Facyson has been ruled out with a concussion. P24
- 1-10-LV 36 (5:53) (Shotgun) J.Jacobs up the middle to LV 40 for 4 yards (C.Watkins).
- 2-6-LV 40 (5:08) J.Jacobs left tackle to LV 44 for 4 yards (K.Neal).
- PENALTY on LV-B.Parker, Offensive Holding, 10 yards, enforced at LV 40 - No Play.*
- 2-16-LV 30 (4:41) (Shotgun) D.Carr pass short right to Z.Jones to LV 34 for 4 yards (J.Lewis; J.Kearse).
- 3-12-LV 34 (4:04) (Shotgun) D.Carr pass incomplete deep left to Z.Jones.
- 4-12-LV 34 (3:55) (*Punt formation*) *PENALTY on LV, Delay of Game, 5 yards, enforced at LV 34 - No Play.*
- 4-17-LV 29 (3:55) A.Cole punts 54 yards to DAL 17, Center-T.Sieg. C.Wilson pushed ob at DAL 31 for 14 yards (M.Lee).

## Dallas Cowboys at 3:41

- 1-10-DAL 31 (3:41) (Shotgun) D.Prescott pass short right to N.Brown to DAL 35 for 4 yards (D.Leavitt).
- 2-6-DAL 35 (3:23) (No Huddle, Shotgun) D.Prescott pass deep left to M.Gallup pushed ob at LV 33 for 32 yards (C.Hayward). LV-Y.Ngakoue was injured during the play. His return is Questionable. P19
- 1-10-LV 33 (3:17) (Shotgun) E.Elliott up the middle to LV 32 for 1 yard (S.Thomas).

Las Vegas Raiders vs Dallas Cowboys at AT&T Stadium

2-9-LV 32

(2:59) (No Huddle, Shotgun) D.Prescott pass deep middle to D.Schultz for 32 yards, TOUCHDOWN.

P20

TWO-POINT CONVERSION ATTEMPT. D.Prescott pass to D.Schultz is complete. ATTEMPT SUCCEEDS.

LV 30 DAL 30, 4 plays, 69 yards, 0:47 drive, 12:06 elapsed

G.Zuerlein kicks 65 yards from DAL 35 to end zone, Touchback.

Las Vegas Raiders at 2:54

1-10-LV 25

(2:54) D.Carr pass deep left to D.Jackson to DAL 45 for 30 yards (M.Hooker).

P25

1-10-DAL 45

(2:30) J.Jacobs up the middle to DAL 40 for 5 yards (K.Neal).

2-5-DAL 40

(2:06) (Shotgun) PENALTY on LV-A.James, False Start, 5 yards, enforced at DAL 40 - No Play.

2-10-DAL 45

(2:06) (Shotgun) D.Carr pass short left to H.Renfrow to DAL 38 for 7 yards (J.Lewis). Injury Update: Cedrick Wilson has an ankle injury. His return status is questionable.

Two-Minute Warning

3-3-DAL 38

(2:00) (Shotgun) D.Carr pass incomplete short middle to F.Moreau.

4-3-DAL 38

(1:57) D.Carlson 56 yard field goal is GOOD, Center-T.Sieg, Holder-A.Cole.

LV 33 DAL 30, 5 plays, 37 yards, 1:02 drive, 13:08 elapsed

D.Carlson kicks 65 yards from LV 35 to end zone, Touchback.

Dallas Cowboys at 1:52

1-10-DAL 25

(1:52) (Shotgun) D.Prescott pass incomplete short left to M.Gallup (D.Trufant).

2-10-DAL 25

(1:48) (Shotgun) D.Prescott pass short right to C.Wilson to DAL 36 for 11 yards (T.Moehrig).

P21

1-10-DAL 36

(1:31) (No Huddle, Shotgun) D.Prescott pass short right to N.Brown to DAL 41 for 5 yards (J.Abram).

2-5-DAL 41

(1:13) (No Huddle, Shotgun) D.Prescott pass short middle to E.Elliott to DAL 44 for 3 yards (D.Perryman).

3-2-DAL 44

(:56) (No Huddle, Shotgun) D.Prescott pass short left to M.Gallup to LV 39 for 17 yards (C.Hayward; T.Moehrig).

P22

Timeout #2 by DAL at 00:47.

1-10-LV 39

(:47) (Shotgun) D.Prescott pass short right to C.Wilson to LV 29 for 10 yards (N.Hobbs). LV-D.Perryman was injured during the play. His return is Questionable. LV-N.Hobbs was injured during the play. His return is Questionable.

P23

Timeout #2 by LV at 00:37.

1-10-LV 29

(:37) (Shotgun) D.Prescott pass short right to E.Elliott pushed ob at LV 27 for 2 yards (J.Abram).

2-8-LV 27

(:32) (Shotgun) D.Prescott pass incomplete short right to D.Schultz.

3-8-LV 27

(:28) (Shotgun) D.Prescott pass incomplete deep middle to D.Schultz.

4-8-LV 27

(:24) G.Zuerlein 45 yard field goal is GOOD, Center-J.McQuaide, Holder-B.Anger.

LV 33 DAL 33, 10 plays, 48 yards, 1:33 drive, 14:41 elapsed

G.Zuerlein kicks 65 yards from DAL 35 to end zone, Touchback.

Las Vegas Raiders at 0:19

1-10-LV 25

(:19) D.Carr kneels to LV 24 for -1 yards.

END OF QUARTER

	Score	Time	First Downs				Efficiencies	
		Poss	R	P	X	T	3 Down	4 Down
Las Vegas Raiders	33	8:44	0	4	0	4	0/4	0/0
Dallas Cowboys	33	6:16	0	8	0	8	1/4	0/0

Play By Play

Overtime

11/25/2021

DAL wins toss, elects to Receive, and LV elects to defend the West goal.

D.Carlson kicks 63 yards from LV 35 to DAL 2. T.Pollard to DAL 13 for 11 yards (N.Hobbs).

PENALTY on DAL-L.Gifford, Illegal Block Above the Waist, 6 yards, enforced at DAL 13.

Dallas Cowboys at 10:00, (1st play from scrimmage 9:54)

- 1-10-DAL 7 (9:54) (Shotgun) D.Prescott pass short left to E.Elliott pushed ob at DAL 9 for 2 yards (J.Abram).
  - 2-8-DAL 9 (9:34) (Shotgun) D.Prescott pass short left to E.Elliott to DAL 13 for 4 yards (J.Hankins).
  - 3-4-DAL 13 (8:57) (Shotgun) D.Prescott pass incomplete short right to N.Brown.
  - 4-4-DAL 13 (8:50) B.Anger punts 59 yards to LV 28, Center-J.McQuaide. H.Renfrow pushed ob at LV 35 for 7 yards (T.Pollard).
- PENALTY on LV-A.Robertson, Illegal Block Above the Waist, 10 yards, enforced at LV 32.

Las Vegas Raiders at 8:40

- 1-10-LV 22 (8:40) D.Carr pass short right to J.Jacobs to LV 30 for 8 yards (K.Neal).
  - 2-2-LV 30 (8:03) J.Jacobs up the middle to DAL 49 for 21 yards (J.Lewis; D.Kazee). R26
  - 1-10-DAL 49 (7:23) (Shotgun) J.Jacobs left guard to 50 for -1 yards (M.Parsons).
  - 2-11-50 (6:46) (Shotgun) D.Carr sacked at LV 43 for -7 yards (M.Parsons).
  - 3-18-LV 43 (6:01) (Shotgun) D.Carr pass incomplete deep right to Z.Jones.
- PENALTY on DAL-A.Brown, Defensive Pass Interference, 33 yards, enforced at LV 43 - No Play. X27
- 1-10-DAL 24 (5:54) J.Jacobs up the middle to DAL 24 for no gain (T.Hill).
  - 2-10-DAL 24 (5:15) K.Drake left tackle to DAL 20 for 4 yards (T.Diggs; M.Hooker).
  - 3-6-DAL 20 (4:40) K.Drake left tackle to DAL 16 for 4 yards (K.Neal).
- Timeout #1 by DAL at 04:31.
- 4-2-DAL 16 (4:31) (Field Goal formation) PENALTY on LV-B.Parker, False Start, 5 yards, enforced at DAL 16 - No Play.
  - 4-7-DAL 21 (4:31) (Field Goal formation) PENALTY on DAL-C.Goodwin, Neutral Zone Infraction, 5 yards, enforced at DAL 21 - No Play.
  - 4-2-DAL 16 (4:31) (Field Goal formation) PENALTY on DAL-C.Goodwin, Neutral Zone Infraction, 5 yards, enforced at DAL 16 - No Play. X28
  - 1-10-DAL 11 (4:31) D.Carlson 29 yard field goal is GOOD, Center-T.Sieg, Holder-A.Cole.

LV 36 DAL 33, 8 plays, 67 yards, 3 penalties, 4:12 drive, 5:32 elapsed								
END OF QUARTER	Time		First Downs				Efficiencies	
	Score	Poss	R	P	X	T	3 Down	4 Down
Las Vegas Raiders	36	4:12	1	0	2	3	0/1	0/0
Dallas Cowboys	33	1:20	0	0	0	0	0/1	0/0



# Miscellaneous Statistics Report

## Las Vegas Raiders vs Dallas Cowboys

11/25/2021 at AT&T Stadium

### Ten Longest Plays for Las Vegas Raiders

Yards	Qtr	Play Start	Play Description
56	1	1-10-LV 44	(11:55) (Shotgun) D.Carr pass deep left to D.Jackson for 56 yards, TOUCHDOWN.
54	4	1-20-LV 31	(10:57) (Shotgun) D.Carr pass deep middle to H.Renfrow to DAL 15 for 54 yards (J.Lewis).
35	3	1-10-LV 9	(2:12) (Shotgun) D.Carr pass short left to Z.Jones to LV 44 for 35 yards (D.Kazee).
31	3	1-10-LV 25	(10:01) (Shotgun) D.Carr pass short left to H.Renfrow pushed ob at DAL 44 for 31 yards (J.Lewis).
30	4	1-10-LV 25	(2:54) D.Carr pass deep left to D.Jackson to DAL 45 for 30 yards (M.Hooker).
26	3	2-7-DAL 41	(9:03) D.Carr pass short middle to H.Renfrow to DAL 30 for 11 yards (J.Kearse). PENALTY on DAL-M.Parsons, Roughing the Passer, 15 yards, enforced at DAL 30.
22	3	3-11-LV 24	(6:22) (Shotgun) D.Carr scrambles right end ran ob at LV 46 for 22 yards (D.Kazee).
21	2	1-10-LV 42	(12:47) D.Carr pass short left to D.Waller to DAL 37 for 21 yards (J.Kearse). LV-D.Waller was injured during the play. His return is Questionable.
21	5	2-2-LV 30	(8:03) J.Jacobs up the middle to DAL 49 for 21 yards (J.Lewis; D.Kazee).
17	2	1-10-DAL 37	(12:17) D.Carr pass short middle to J.Jacobs to DAL 20 for 17 yards (T.Hill).

### Ten Longest Plays for Dallas Cowboys

Yards	Qtr	Play Start	Play Description
51	2	2-8-DAL 16	(3:22) (Shotgun) D.Prescott pass deep left to C.Wilson to LV 33 for 51 yards (J.Abram).
41	4	2-3-DAL 33	(14:05) (No Huddle, Shotgun) D.Prescott pass deep left to M.Gallup pushed ob at LV 26 for 41 yards (C.Hayward).
32	4	2-6-DAL 35	(3:23) (No Huddle, Shotgun) D.Prescott pass deep left to M.Gallup pushed ob at LV 33 for 32 yards (C.Hayward). LV-
32	4	2-9-LV 32	(2:59) (No Huddle, Shotgun) D.Prescott pass deep middle to D.Schultz for 32 yards, TOUCHDOWN.
19	2	1-10-DAL 38	(7:36) D.Prescott pass short right to D.Schultz to DAL 42 for 4 yards (K.Wright; D.Perryman).
17	1	1-10-LV 32	(8:48) D.Prescott pass deep right to C.Wilson ran ob at LV 15 for 17 yards [C.Nassib].
17	4	3-2-DAL 44	(:56) (No Huddle, Shotgun) D.Prescott pass short left to M.Gallup to LV 39 for 17 yards (C.Hayward; T.Moehrig).
15	1	1-10-DAL 41	(10:54) (Shotgun) D.Prescott pass short right to N.Brown to LV 44 for 15 yards (B.Facyson).
15	4	1-10-DAL 11	(14:48) (Shotgun) D.Prescott pass short right to N.Brown to DAL 26 for 15 yards (C.Littleton; J.Abram).
13	2	3-2-LV 14	(:49) (Shotgun) D.Prescott pass short right to T.Pollard for 14 yards, TOUCHDOWN.

### Touchdown Scoring Information

		Offense	Defense	Special Teams
<b>VISITOR</b>	Las Vegas Raiders	3	0	0
<b>HOME</b>	Dallas Cowboys	3	0	1

### Player Scoring Information

Club	Player	TD	Rush TD	Rec TD	KO TD	Punt TD	Int TD	Fum TD	Misc TD	FG	XP	2Pt Rush	2Pt Rec	Sfty	Points
LV	D.Carlson	0	0	0	0	0	0	0	0	5	3	0	0	0	18
LV	J.Jacobs	0	1	0	0	0	0	0	0	0	0	0	0	0	6
LV	M.Mariota	0	1	0	0	0	0	0	0	0	0	0	0	0	6
LV	D.Jackson	0	0	1	0	0	0	0	0	0	0	0	0	0	6
DAL	D.Schultz	0	0	1	0	0	0	0	0	0	0	0	1	0	8
DAL	G.Zuerlein	0	0	0	0	0	0	0	0	2	1	0	0	0	7
DAL	E.Elliott	0	1	0	0	0	0	0	0	0	0	0	0	0	6
DAL	S.McKeon	0	0	1	0	0	0	0	0	0	0	0	0	0	6
DAL	T.Pollard	0	0	0	1	0	0	0	0	0	0	0	0	0	6

### Possession Detail

	First Half		Second Half		Game	
	Visitor	Home	Visitor	Home	Visitor	Home
Largest Lead	11	0	11	0	11	0
Drives Leading	5	0	6	0	11	0
Time of Possession Leading	14:11	0:00	18:03	0:00	32:14	0:00
Largest Deficit	0	-11	0	-11	0	-11
Drives Trailing	0	5	0	7	0	12
Time of Possession Trailing	0:00	12:34	0:00	10:36	0:00	23:10
Times Score Tied Up		0		2		2
Lead Changes		1		2		3

## Playtime Percentage

*Percent of playtime per player on offense, defense and special teams (Unofficial)*

Las Vegas Raiders									Dallas Cowboys								
		Offense		Defense		Special Teams					Offense		Defense		Special Teams		
A Leatherwood	T	87	100%			8	19%	T Biadasz	C	74	100%				6	14%	
B Parker	T	87	100%			8	19%	Z Martin	G	74	100%				6	14%	
J Simpson	G	87	100%			8	19%	T Smith	T	74	100%						
K Miller	T	87	100%			8	19%	D Prescott	QB	74	100%						
A James	C	87	100%					D Schultz	TE	71	96%				6	14%	
D Carr	QB	86	99%					C McGovern	G	71	96%				6	14%	
F Moreau	TE	77	89%			27	64%	T Steele	T	71	96%				6	14%	
H Renfrow	WR	64	74%			8	19%	M Gallup	WR	71	96%						
B Edwards	WR	63	72%			1	2%	N Brown	WR	69	93%				2	5%	
Z Jones	WR	60	69%			11	26%	C Wilson	WR	54	73%				5	12%	
J Jacobs	RB	57	66%			1	2%	E Elliott	RB	47	64%						
D Jackson	WR	42	48%					T Pollard	RB	31	42%				14	33%	
D Waller	TE	21	24%					M Turner	WR	12	16%				34	81%	
K Drake	RB	16	18%			1	2%	S McKeon	TE	12	16%				16	38%	
D Helm	TE	14	16%			19	45%	J Sprinkle	TE	3	4%				22	52%	
J Richard	RB	14	16%			11	26%	C Williams	G	3	4%				6	14%	
S Smith	FB	6	7%			15	36%	L Collins	T	3	4%						
M Mariota	QB	2	2%					D Kazee	SS			87	100%		4	10%	
T Moehrig	FS			74	100%	23	55%	A Brown	CB			87	100%				
J Abram	SS			74	100%	12	29%	T Diggs	CB			87	100%				
C Hayward	CB			74	100%	2	5%	J Kearse	FS			86	99%				
D Perryman	LB			71	96%			K Neal	LB			82	94%	13	31%		
M Crosby	DE			66	89%	6	14%	M Parsons	LB			77	89%	1	2%		
N Hobbs	CB			59	80%	16	38%	J Lewis	CB			71	82%				
Y Ngakoue	DE			58	78%			D Armstrong	DE			62	71%	10	24%		
C Littleton	LB			53	72%	16	38%	L Vander Esch	LB			53	61%	10	24%		
Q Jefferson	DT			53	72%	6	14%	M Hooker	FS			51	59%				
B Facyson	CB			52	70%	13	31%	T Basham	DE			41	47%	10	24%		
S Thomas	DT			42	57%	6	14%	T Hill	DT			39	45%	1	2%		
J Hankins	NT			38	51%	6	14%	J Hamilton	DT			36	41%				
D Leavitt	FS			22	30%	33	79%	O Odighizuwa	DT			35	40%	9	21%		
D Trufant	CB			22	30%	3	7%	C Golston	DE			32	37%	13	31%		
C Ferrell	DE			17	23%	15	36%	C Watkins	DE			21	24%				
K Wright	LB			15	20%			Q Bohanna	DT			10	11%	10	24%		
D Square	NT			13	18%			L Gifford	LB						36	86%	
C Nassib	DE			8	11%	2	5%	N Wright	CB						34	81%	
A Robertson	CB			3	4%	8	19%	C Goodwin	CB						27	64%	
M Lee	LB					33	79%	C Clement	RB						26	62%	
D Deablo	LB					27	64%	F Bernard	LB						26	62%	
P Onwuasor	LB					20	48%	A Kamara	DE						18	43%	
D Stoner	WR					17	40%	I Mukuamu	SS						14	33%	
D Carlson	K					17	40%	J McQuaide	LS						13	31%	
A Cole	P					13	31%	G Zuerlein	K						13	31%	
T Sieg	LS					13	31%	B Anger	P						13	31%	
R Teamer	CB					11	26%										

N Martin	C	8	19%	S Fehoko	WR	13	31%
J Eluemunor	G	8	19%	K Joseph	CB	11	26%
				T Nsekhe	T	6	14%

## **LAS VEGAS REVIEW-JOURNAL**

### **Graney: Derek Carr heeds Jon Gruden's advice in OT victory**

By Ed Graney

November 25, 2021

ARLINGTON, Texas — Jon Gruden used to remind quarterback Derek Carr all the time: Don't take your arm out of the game. When the opportunity arises, let it rip.

Carr followed such advice Thursday. In the process, he led the Raiders to their most important win of the season. Just in time is right.

The game that would never end eventually did nearly four hours after the opening kickoff, the Raiders incredibly thankful for Daniel Carlson's 29-yard field goal with 4:28 left in overtime.

It allowed them to beat Dallas 36-33 at AT&T Stadium and stop a three-game losing streak that seemed destined to continue another midseason slide out of any playoff picture.

"It's easy to win games and go to the next week," Carr said. "But it's hard when you lose and nobody likes you or cares about you or texts you before the game. So you battle through it.

"We were up against a wall, no doubt."

When has 6-5 ever felt so good? When you're the Raiders right now.

### **Turkey day victory**

They won on Thanksgiving Day for the first time since 1968 and — considering how poorly things have been on the field and controversial off it of late — this one must have felt like helpings of ham, turkey and prime rib all in the same sitting.

Question: When you consider how much the offense struggled throughout the losing streak, how out of sorts Carr appeared at times, had the resignation of Gruden as head coach led to such a regression?

Answer: It had to.

Carr in consecutive losses to Kansas City and then Cincinnati threw for just an average 238 yards with three scores and two interceptions. He also had two interceptions in a loss to the Giants.

He and offensive coordinator Greg Olson hardly seemed on the same page at all times as a 5-2 record became 5-5.

The rhythm was lacking, the execution nonexistent for stretches. The Raiders were abysmal on third down (they were a not-so-great 3-of-13 Thursday) and nearly as forgettable in the red zone.

So when you consider the vast number of words written and talked about regarding Gruden and Carr the past several years, believing the partnership ending had no negative consequence is foolish. They're human beings. Of course it did to some degree.

"Certainly, (Carr and Gruden) had a wonderful relationship," interim head coach Rich Bisaccia said, "But I think (Olson) has always been the buffer between Jon calling plays and then what's going on now. We've hit some bumps in the road, but I think they've really done a good job over the past few years of overcoming the bumps in the road and then playing well again."

Which brings us to Thursday.

Carr would complete 24-of-39 for 373 yards and a score, good for a quarterback rating of 101.8. But perhaps just as important was running back Josh Jacobs rushing 22 times for 87 yards and a score.

Run games are overrated until they actually make a difference. This one did in allowing a player like wide receiver Hunter Renfrow to secure career highs in receptions (8) and yards (134).

### **'The point guard'**

Carr let it rip more than once, including on a crossing pattern to newly acquired receiver DeSean Jackson that went for a 56-yard score.

There was Carr over nearly four hours — not taking his arm out of the game. Just as Gruden always told him.

"Derek is his biggest critic," Bisaccia said. "He wants do well all the time — in practice, in the meetings, in games. Again, he has been out of sync some. We have all been out of sync. When it's bad, it's easy to point the finger at one guy."

"He's the trigger guy. Plays probably the hardest position in all of sports. Today, he was Derek Carr. The point guard. Really fun to watch."

Just in time, too.

## **Raiders special teams come up huge in OT win over Cowboys**

By Vincent Bonsignore

November 25, 2021

ARLINGTON, Texas — For three weeks now, the Raiders have been talking about playing complementary football, the lack of which had cost them three straight winnable games and sent them reeling in the standings.

They did that Thursday in a 36-33 win over the Dallas Cowboys, including an overtime sequence in which their kick coverage team pinned the Cowboys at their 6-yard-line, their defense forced a three and out, the offense marched into field goal range, and Daniel Carlson booted a game-winning, 29-yard field goal.

"You'd like to have it happen all the time," said Raiders interim head coach Rich Bisaccia. "Especially (late) we did a good job."

None of which happens without the special teams showing up in a major way.

Carlson was perfect on a career-high five field goals, including a 56-yard kick that helped keep the Raiders ahead late in the fourth quarter and the overtime winner. Not bad for a guy who started the week dealing with food poisoning. The thought of not playing was never a consideration.

"I told them I'll find a way to play if I need to," Carlson said. "Find some adult diapers, whatever. That or a trash can on the sidelines. But I was good to go."

A.J. Cole had a 68-yard punt while also pinning the Cowboys inside their 20-yard line four times.

"A lot of people don't realize how big that field position battle is," Carlson said. "He's been doing a great job for us all season, especially today. Flipping the field, pinning inside the 20 time after time after time."

Said Bisaccia: "He's just having one of those years. He's really worked hard in the offseason. He's gotten a lot stronger individually. But I can't say enough about the protection unit in front of him."

Also, cornerback Nate Hobbs made a crucial tackle on the opening kickoff of overtime at the Cowboys' 13-yard-line. When an illegal block got tacked on, the Cowboys started the drive at their 7-yard line.

The original intent was for Carlson to kick it out of the end zone for a touchback, but he misfired on a kick that ended up being caught at the 2-yard line.

"But our coverage team did a great job. They've been busting their butt all week, all year for that," Carlson said. "They made a great play."

The Raiders' defense, energized by the Cowboys' starting point, forced a three-and-out to put the ball in the hands of Derek Carr and the offense. Carr marched the Raiders 67 yards to put Carlson in position to kick the game-winner.

On the final kick, Carlson withstood penalties on three successive plays, two by the Cowboys and one by the Raiders, that continually altered his starting point. But he never wavered while calmly staying focused to boot the Raiders to a must-have win.

"For me it's just blocking it out, taking it one rep at a time," Carlson said. "It felt like an eternity out there ... just trying to take them one at a time and seal the deal. Great game. Great day for the Raiders."

Including special teams, which overcame a 100-yard kickoff return for a touchdown they surrendered in the third quarter to continually make big plays.

**Raiders report: 'Carriota' shows off the wheels in win**

By Adam Hill

November 25, 2021

ARLINGTON, Texas — Derek Carr wants to make it clear his backup isn't the only mobile quarterback on the Raiders' roster.

The veteran turned on the jets to pick up 22 yards on a scramble down the right sideline and converted a key third down in the third quarter of Thursday's 36-33 overtime victory over the Cowboys.

While Marcus Mariota is known as the more mobile of the Raiders' two quarterbacks — and even entered the game on Thursday to score a rushing touchdown — Carr wants Mariota to know he's right there with him.

"After I ran it, I looked over at Marcus and I gave him one of these," Carr said, making the hang-loose hand signal. "I always call myself Carr-iota, and he gets a kick out of that one."

"Any time I scramble in practice or in a game, I come up to him and I go, 'Carr-iota, bro.' And he'll laugh at me, probably just to appease me, but it felt good to be able to pick that up in the running game."

The only other rushing attempt credited to Carr on Thursday went for a loss of 1 yard. Still, his 21 yards was a season high on the ground.

Carr's previous best was 18 yards on three carries against Kansas City.

"I'd say, over the last couple years, I've run for a few first downs here and there," Carr said. "But that's probably one of the longer ones I've had in a while."

**Target practice**

The Raiders' receiving corps had a huge game Thursday after they were held in check against the Bengals.

In addition to DeSean Jackson's breakout performance, Hunter Renfrow had eight catches for 134 yards and Zay Jones added five catches for 59 yards.

Bryan Edwards hauled in his only target for 12 yards a week after the entire group combined for just eight targets.

"I'm so proud of them," Carr said. "I rudely joked last week that I just decided to throw it to (Darren) Waller just because I didn't want to answer questions, if I'm being honest. I just wanted to watch the film and move on."

"But for all of those guys to step up, one they have two outstanding coaches in there, but the way they keep their head down and just keep working extra with me is why they have days like today."

**Injury report**

Tight end Darren Waller left the game with what was reported as a back injury in the first half only to return and injure his knee.



Interim coach Rich Bisaccia he hadn't been briefed on the status of Waller or several other players who left the game with injuries.

Defensive end Carl Nassib exited in the first half with a knee injury and did not return. Linebacker Patrick Onwuasor left with a hamstring injury and cornerback Brandon Facyson was ruled out with a concussion.

Bisaccia typically addresses injuries more fully in his news conferences the day after a game, but the Raiders are off until Monday, when more details are expected to be shared.

### **In the win column**

Thursday's win was the first for the Raiders on Thanksgiving since the AFL-NFL merger.

The franchise had been 0-3 on Thanksgiving since 1970 and were one of five organizations to play on the holiday without a victory.

Dallas defeated the Raiders 31-24 in 2013 and 24-7 in 2009. Detroit handed the Raiders a 28-14 loss in 1970, though the Raiders did have wins over Buffalo (1968) and Kansas City (1967).

The Cardinals (0-6) have the most Thanksgiving appearances since the merger without a victory.

### **Milestones**

— Carr surpassed the 30,000-yard mark for his career during the Raiders' opening drive of the game. He is just the fifth quarterback in NFL history to do so in his first eight seasons, joining a list that already included Peyton Manning, Matt Ryan, Dan Marino and Matthew Stafford.

— Carr finished with 373 yards in the game. He has thrown for 300 yards in six different games this season, the third time he has done so in his career. Rich Gannon did it 10 times in 2002, the only Raiders quarterback ever to have more than six such games in a season.

— Yannick Ngakoue recorded the lone sack of the game for the Raiders, becoming one of just four players to record at least eight sacks in their first six NFL seasons. Aaron Donald, Derrick Thomas and DeMarcus Ware are the others.

### **Perryman in early lead**

The league released the first batch of leaders in voting for the Pro Bowl, which opened last week online and on social media.

Middle linebacker Denzel Perryman is the only Raiders player currently leading at any position.

Perryman, who entered Thursday's game second to just Seattle's Bobby Wagner in tackles, had a season-low seven against the Cowboys to take over the lead for now.

The game will be played at Allegiant Stadium Feb. 6.

## DeSean Jackson again makes himself at home at AT&T Stadium

By Adam Hill

November 25, 2021

ARLINGTON, Texas — It didn't take DeSean Jackson long to get comfortable at AT&T Stadium on Thursday afternoon, which should have come as no surprise given his previous success there.

Jackson toasted man-coverage from Jourdan Lewis and broke through an attempted tackle by former San Diego State star Damontae Kazee before racing down the left sideline for a 56-yard touchdown on the Raiders' opening drive Thursday.

He drew a pass interference in the end zone later in the first quarter to set up the Raiders' second touchdown and made several key grabs in the second half to help them snap a three-game losing streak with a 36-33 overtime victory.

Jackson finished with three catches for 102 yards and a touchdown. His impact was far more significant.

"One thing he can still do is run," interim coach Rich Bisaccia cracked after the game. "It was fun watching him. You can see him getting more and more comfortable with what we're asking him to do."

Success against the Cowboys, especially in their building, is nothing new for Jackson.

He entered the game with 58 catches for 1,228 yards and five touchdowns against the Cowboys, the most receptions and yardage he has accumulated against any team in the NFL.

It was also Jackson's fourth touchdown of 50 or more yards at AT&T Stadium, tied with Dez Bryant and Amari Cooper for most receiving scores of longer than 50 yards in the building that opened in 2009.

Bryant and Cooper both played their home games there with the Cowboys.

"It's fun to get creative with ways to get him down the field and use his speed," quarterback Derek Carr said of the 34-year-old receiver. "That threat is always there. I don't even know how old he is, but he can still fly. It sure is fun to throw him the ball. I'm glad he had a big day. I felt it was coming."

Jackson now has 34 touchdowns of 50 or more yards in his career, just two behind all-time leader Jerry Rice.

He also has 46 total receptions of 50 yards or longer, three ahead of Randy Moss for the most in the NFL since 1991.

Jackson wasn't involved often, but the impact was massive on the occasions the Raiders did get him involved.

He was targeted on a screen play late in the third, but it was blown up immediately when Micah Parsons got in the backfield and forced Carr to throw the ball at Jackson's feet to avoid an intentional grounding call or sack.

On the next play, Jackson drew a pass interference call on Anthony Brown that kept alive a drive that would end with a field goal to extend the Raiders' lead.

"We hit that big play. It's exciting for us and for him. But he came up big for us on some very crucial down and distances," Carr said.

Jackson kickstarted the Raiders' opening drive of the fourth quarter with a 16-yard reception that led to yet another field goal.

Then Jackson came up with a 30-yard catch-and-run on the first play of a drive with 2:34 remaining in the fourth quarter of a tied game to get the ball to the Dallas 40-yard line.

The Raiders would not get another first down on the drive, but Daniel Carlson connected on a 56-yard field goal to put them back in front, only to have the Cowboys answer and force overtime.

Jackson had just one pass thrown in his direction in his first two games with the Raiders. His one catch resulted in a crippling fumble against the Chiefs.

Carr officially targeted him four times on Thursday, not including the penalties.

Jackson was the kind of difference-maker the Raiders hoped to acquire when they signed him three weeks ago.

Welcome home.

## **Grading Raiders' victory against Cowboys**

By Ed Graney

November 25, 2021

How the Raiders performed in a 36-33 overtime win against the Cowboys.

### **Offense: A-minus**

Derek Carr had a 22-yard run. And looked pretty fast doing so. He also threw for 373 yards and a score. Josh Jacobs had a drop that might have gone for a long touchdown, but he managed 87 yards and a score with a long of 21 off 22 carries. There was even a Marcus Mariota sighting. One of those goal-line packages coaches constantly talk about paid off with a 3-yard scoring run from the backup quarterback with 7:13 left in the third quarter, leading to a 24-13 advantage. Tight end Darren Waller (two catches, 33 yards) was lost to injury in the second quarter.

### **Defense: B**

It wasn't a perfect effort by far — the Cowboys amassed 437 total yards while playing without their top two receivers — but Dallas still represents one of the league's best offenses. Johnathan Abram led the Raiders with 10 tackles. Cory Littleton had nine. Yannick Ngakoue was active up front, totaling a sack and two quarterback hits. The Raiders were stout against the run — Tony Pollard had just 36 yards on 10 carries. Ezekiel Elliott was held to 25 on nine with a score.

### **Special teams: B-plus**

Daniel Carlson was clutch all day — his final and fifth field goal won the game from 29 yards with 4:28 left in overtime. He also made good from 22, 46, 30 and 56 yards. AJ Cole was again terrific, punting five times for an average of 48.6 yards, dropping four inside the 20-yard line. Things were all good until the kick coverage unit allowed a 100-yard return by Pollard for a touchdown, which immediately followed the Mariota score.

**Coaching: A**

I'm not sure what other grade is warranted, given how well the staff did to prepare the Raiders in just four days and coming off their third straight loss. Greg Olson called a solid game offensively. Remember — interim head coach Rich Bisaccia also coaches special teams, whose side allowed things to leak on the Pollard return. But when you consider where this team was following a loss to the Bengals on Sunday, coming into Dallas and leaving with a Thanksgiving victory is more than memorable.

**3 quick takeaways from Raiders-Cowboys game**

By Mark Anderson

November 25, 2021

Three quick takeaways from the Raiders' 36-33 overtime victory over the Dallas Cowboys on Thursday at Arlington, Texas:

**1. Carlson comes through**

Daniel Carlson is a great comfort for Raiders coaches, who know he's nearly an automatic three points when they send him on the field.

That was especially true in this game.

Carlson not only made the 29-yard field goal in overtime to win, he also connected from 22, 46, 30 and 56 yards.

The Raiders simply don't win without him.

Of course, the argument can — and should — be made the Raiders rely too heavily on field goals. If they had been more aggressive in certain spots, Carlson's heroics probably would not have been needed.

**2. Jackson makes an impact**

DeSean Jackson was signed to stretch the field for the Raiders, and his contribution the first two games with his new club was minimal.

On Thursday, Jackson's play led directly to the Raiders' two touchdowns in the first quarter. He caught a 56-yard pass and tiptoed down the left sideline to put the Raiders on top 7-0 lead. Jackson drew a 30-yard pass-interference penalty at the Cowboys' 1-yard line to set up Josh Jacobs' TD run on the next play and 14-6 lead.

In the third quarter, Jackson drew a 17-yard pass interference to help set up a field goal and 27-19 lead.

Jackson wound up catching three passes for 102 yards.

**3. Carr returns to form**

There is little accident that the Raiders' three-game skid coincided with Derek Carr suddenly not throwing the ball downfield.

He made the point to go deep against the Cowboys, not only targeting Jackson but Zay Jones and Hunter Renfrow as well.

The result was Carr's best game in more than a month. He completed 24 of 39 passes for 373 yards and was not intercepted.

If the Raiders are to truly contend for a playoff berth, Carr will need to continue to deliver that kind of production.

## **Raiders decide to have fun, outlast Cowboys in overtime**

By Vincent Bonsignore

November 25, 2021

ARLINGTON, Texas — Reeling from a three-game losing streak that put them on the brink of another second-half swoon, the Raiders arrived in Texas on Thursday to play the Dallas Cowboys.

But first, they made a pledge to themselves. "Let's just go have fun today" is how wide receiver Hunter Renfrow put it.

Just like that, the weight of the world the Raiders had been playing under the past few weeks had been lifted. By the time Daniel Carlson's 29-yard field goal split the uprights in overtime to beat the Cowboys 36-33, the Raiders had exorcised some major demons and propped themselves back up in the AFC playoff race.

"We're right there, with a chance and an opportunity," quarterback Derek Carr said.

Which is a lot more than they could have said four days earlier after losing to the Cincinnati Bengals, which dropped them to third place in the AFC West and on the outside looking in at the wild-card chase.

"You don't want to say it's a must win, but I think we felt it a little bit," Renfrow said. "You know, 5-6 is a whole lot worse than 6-5. To beat a good Cowboys team on Thanksgiving in prime time, it gives us a lot of confidence. Being at 6-5, we have a long road ahead of us, but we took a step in the right direction today."

On more levels than just the standings.

After three listless offensive performances, the Raiders came alive with 509 yards of offense, including 143 yards rushing, 137 yards on eight catches from Renfrow, three catches for 102 yards from DeSean Jackson and five field goals from Carlson.

At the helm of it all was Carr, who broke out of a mini-slump with 373 yards and a touchdown while avoiding the turnover bug he had been plagued by recently.

"He's been off sync a little bit. We've all been off sync a little bit," Raiders interim coach Rich Bisaccia said.

They snapped out of that Thursday, going up 7-0 on Carr's 56-yard touchdown throw to Jackson and then withstanding every Cowboys punch while always remaining ahead or tied on the scoreboard.

In the process, they overcame the 14 penalties they committed for 110 yards, a second-quarter knee injury to tight end Darren Waller that left him sidelined the remainder of the game, a rambunctious partisan crowd at AT&T Stadium and 375 yards passing from Cowboys quarterback Dak Prescott.

It was everything they had not been doing during their three-game losing streak.

"Real excited for the men in there and the way in which they played the entire game," Bisaccia said.

The emergence of Jackson, in particular, was significant. It represented his first big performance since the Raiders signed him three weeks ago to replace Henry Ruggs. With his three catches, he also forced three pass interference calls.

"It's fun to get creative with plays down the field and use his speed," Carr said. "But that threat is always there."

So too was a run game that averaged 4.1 yards on 24 attempts, including 87 yards and a touchdown from Josh Jacobs on 22 carries. That helped open things up downfield for Carr to attack.

"It makes everything easier, I promise you," Carr said. "Whenever you can run the ball like that with the play-action, the shots, the big plays, the run after catch are there. For us to have that kind of run game, we're gonna need it, especially as the weather gets worse ... we're gonna have to be tough and run the football and have that threat."

It was one of a handful of positive steps the Raiders took on Thursday. And for now, it breathed new life into their season.

## **LAS VEGAS SUN**

### **Raider Repair: Las Vegas wins the 'must-win' on Thanksgiving against Dallas**

By Case Keefer

November 25, 2021

ARLINGTON, TEXAS — The only audible noise in the visitor's news conference room at AT&T Stadium were the celebratory shouts, claps and chatter coming from the nearby locker room for several minutes after the Raiders' 36-33 victory over the Cowboys.

A longer-than-usual amount of time elapsed before the Raiders appeared for their postgame obligations, and the slight delay was no coincidence.

"I was trying to get around to every player in the locker room," interim coach Rich Bisaccia said.

Las Vegas' overtime upset of Dallas on Thanksgiving was that type of victory — essential, reaffirming and, just maybe, season-saving. The Raiders snapped a three-game losing streak on Thanksgiving, shooting back up to 6-5 on the season and in the conversation for an AFC playoff spot.

"You don't want to say must-win but we felt it a little bit," receiver Hunter Renfrow said. "5-6 is a whole lot worse than 6-5, and to beat a good Cowboys' team on Thanksgiving in primetime, it gives us a lot of confidence going forward."

Raiders' fans carried a lot of frustration from the recent losses and shared some specific gripes more often than others. Among the top things they most vocally wanted to see fixed against the Cowboys were fixing the run game, cutting down on turnovers and featuring under-utilized players like DeSean Jackson and Marcus Mariota.

Las Vegas did all of those.

Running back Josh Jacobs ran a season-high 22 times for 87 yards. Quarterback Derek Carr halted a three-game turnover streak, and the rest of the team followed. Jackson and Mariota each found the end zone, with the former scoring on a 56-yard play in the opening five minutes that the Raiders schemed specifically for the Cowboys during their short week of preparation.

"I (told DeSean), 'If we get a certain look, I want you to run around that safety and want you to go across the field and I'm going to throw it to you,'" Carr recalled. "He did it exactly how I asked him, and I tried to throw it as hard as I could, and he made an outstanding catch and broke a tackle for a touchdown."

Carr finished with 373 passing yards while completing 24 of 39 attempts to break the Las Vegas offense out of its malaise, but that wasn't the best part of the victory to Bisaccia. Instead, it was the way the Raiders displayed the "complementary football" he preaches.

The defense didn't have its best day but made Dallas one-dimensional by holding explosive running back duo Ezekiel Elliott and Tony Pollard to 61 yards on 19 carries. It also came up with timely stops including a pair by surging edge-rusher Yannick Ngakoue.



The defensive captain got the team's lone sack on a third-down play in the fourth quarter to force the Cowboys to punt. He then pressured Dallas quarterback Dak Prescott — who matched Carr overall in totaling 375 yards on 32-for-47 passing — in the final seconds to help keep the Cowboys out of the end zone and force them into a game-tying field goal.

Dallas kicker Greg Zuerlein easily chipped in that 45-yarder, but he had missed both an extra point and a 59-yarder earlier in the game. Las Vegas kicker Daniel Carlson proved more dependable, making all five of his field goal attempts including a 56-yarder inside of two minutes remaining and then a 29-yard game-winner.

Not bad for someone who missed a day of practice this week with food poisoning.

"I told them I'll find a way to play if I need to — find some adult diapers or whatever, trash bag on the sideline," Carlson joked.

That wasn't ultimately necessary but spoke to the type of buy-in the Raiders needed to knock off what had been one of the NFL's best teams this year while they were mired in their own skid. Carlson's bug didn't turn out to be their biggest bout of adversity — an injury to star tight end Darren Waller did.

Waller was the lone bright spot of the Raiders' offense in a loss to the Bengals last week, but he caught only two passes for 33 yards before leaving the game with a knee injury in the second quarter. Without him, a somewhat embattled receiver's group had to step up.

Renfrow went for a career-high 134 yards on eight carries, including a 54-yarder in the fourth quarter that Carr joked proved the short-yarder receiver was "a deep threat."

"I told him, 'A real deep threat probably would have scored,'" Renfrow said.

Jackson was right behind Renfrow in the box score, accounting for 102 yards and three receptions. Zay Jones also finally looked settled into the No. 1 receiver role he was thrust into out of the bye week, catching five passes for 59 yards.

"Even when Waller is getting all the credit — and rightfully so, he's one of the best players — but the way they keep their head down and just stay at it, that's why they have days like today," Carr said of his receivers.

Some of their biggest plays, however, had nothing to do with catches as the Raiders regularly marched down the field via pass-interference calls. While most of the key penalty flags had gone against Las Vegas during its downturn, the pattern flipped against the Cowboys.

The game-winning field goal was set up only after a pass interference against Jones on Anthony Brown wiped out what appeared to be a Cowboys' third-down stop. Brown was also flagged for contact on Jackson in the end zone in the second quarter, leading to a one-yard touchdown run by Jacobs.

Even Mariota's three-yard score on an option play came after Cowboys rookie linebacker Micah Parsons picked up a controversial roughing the passer flag on Carr. In total, the Cowboys committed 14 penalties for 166 yards.

The Raiders also had 14 penalties, but for only 110 yards and not in as pivotal of situations. The discrepancy left Cowboys owner Jerry Jones miffed after the game.

“Oakland (sic) took advantage of the situation,” Jones told Dallas-based reporters. “I call it, ‘Throw up ball.’”

The Raiders weren’t about to apologize. They were desperate for a victory and would have taken it any way possible, but that’s not to say they didn’t think the flags were justified.

“The penalties obviously help, and they are legitimate things that happened,” Carr said. “We kept saying, ‘They’re holding us, and we believe if they aren’t holding us, we’re going to hit those plays.’ So, I thought that for our whole team, everything that’s gone on, for us to be able to bounce back, it says a lot about the football character, the character of the men.”

It had been more than a month since the Raiders last won, and they arguably hadn’t played as complete of a game with so many different contributors all season. Complementary football exemplified.

They earned the celebration at AT&T Stadium.

“For us to be able to battle through that, our backs were against the wall,” he said. “There’s no doubt about that. That’s just a fact, everyone can see that and the way that we fought today and for as long as it took to win...I’m very proud of our team.”

## **THE ATHLETIC**

### **Tafur: DeSean Jackson helps Derek Carr get his mojo back as the Raiders shock the Cowboys**

By Vic Tafur

November 25, 2021

ARLINGTON, Texas — Just like kids all over the country Thursday, Derek Carr, DeSean Jackson and the Raiders threw the football around a little bit. Granted, this ballyard had a 200-foot-wide TV screen hanging overhead and 93,000 fans circled around watching and yelling ...

But still, it’s a football game and it’s fun. The Raiders had lost three games in a row and were 5-5 and Carr hadn’t been letting it rip like he had earlier in the season.

That changed Thursday afternoon.

On the Raiders’ third play of the game, Carr threw a 56-yard touchdown to Jackson to rip the top off of the Cowboys’ defense the rest of the day. Jackson, in his third game with the Raiders, had five huge plays and Carr passed for 373 yards in the 36-33 overtime win.

The Raiders are 6-0 when Carr throws for over 300 yards. And Thursday, he did it without tight end, Darren Waller, as his No. 1 target injured his back and then left the game in the second quarter with a knee injury.

Didn’t matter.

“One thing I’ve tried to do this year, especially when 11 was here, I was going to be so aggressive,” Carr said. “It leads sometimes to not completing as many balls on a percentage chart, but to me, (Jon) Gruden used to tell me, don’t ever take your arm out of a game. So when we call these things, let’s rip ’em.”

"Eleven" is obviously Henry Ruggs III, the deep-ball playmaker who was released by the team after he allegedly drove drunk and killed 23-year-old Tina Tintor. There is a football side to it, which is why you are reading this, and the Raiders were 0-3 without Ruggs while Jackson — signed after the Rams waived him — got comfortable with the plays.

Jackson was comfortable Thursday and showed that, even at his age (he'll turn 35 on Wednesday), he can still fly.

"He is so fast, it looks like he is gliding," running back Josh Jacobs said.

Carr said the Raiders "saw some things on film where hopefully we get some looks, hopefully we can get some long runs down the field. We were able to find some of those and have an explosive day. This defense, when you watch the film, they don't give many of those up. That's why I am so excited that we executed at such a high level. Because when you watch the film, (the Cowboys) are unbelievable."

Jackson finished with three catches for 102 yards and the touchdown as well as two pass-interference calls drawn against Cowboys cornerback Anthony Brown. Those five plays led to 23 Raiders points.

And then, in overtime, Carr went to Zay Jones deep against Brown. Brown didn't turn around and made contact with Jones, and the 33-yard pass-interference penalty set up Daniel Carlson's game-winning 29-yard field goal.

Cowboys owner Jerry Jones wasn't a fan of how the "Oakland" Raiders won the game.

"I call it 'throw up ball.' ... This will arguably be the most-watched game other than the Super Bowl," Jones said. "I hate that it got down to just throwing the ball up and getting the penalties to get you big plays."

Brown said he almost had a helpless feeling.

"Almost every third down, after I got the first two, (Carr) just kept throwing it up on third down," he said. "If he feels like it's going to be easy to get a call, he's going to keep doing it."

Besides Jackson and Jones (five catches for 59 yards), Hunter Renfrow had eight catches for a career-high 134 yards.

"We played with a lot of freedom," Renfrow said.

And it started with that first touchdown to Jackson against his old friends, the Cowboys. The former Philadelphia and Washington receiver has 46 career receptions of 50 yards or more, and seven have come against the Cowboys. That's the most such receptions in the NFL since 1991.

(As far as touchdowns of 50 yards or more, it was the 34th of Jackson's career. The only player with more all time is Jerry Rice, who has 36.)

The Raiders didn't make Jackson available for a postgame interview, but Carr said they smelled that a big day was coming against the Cowboys' man-to-man defense.

"I don't think he had a catch last week, but when he's on the field, defenses are like ...," Carr said. "I'm noting the calls they are making and how deep the safeties are. If they are playing a certain coverage where normally you can get a shot there, they play it a little bit different when he is out there. Same thing teams were doing with Henry. ...

"It's hard to play man-to-man against him. He can still fly."

Interim coach Rich Bisaccia said he doesn't judge his team on wins and losses, and that he has been proud of his team the last month. Carr took the brunt of the blame for the three-game losing streak, and Bisaccia said that wasn't fair.

"Derek is his biggest critic," Bisaccia said. "He wants to do well all the time. He wants to do well all the time in practice. He wants to do well in walkthroughs. Again, he's been off sync a little bit. We've all been off sync.

"When it's good, it's complementary. When it's bad, it's easy to just point at the one guy. He's the trigger guy. It's probably the most difficult position in all of sports to go out there and do that week in and week out, and today, he just looked like Derek Carr. It was fun to watch him play."

Because Carr and Jackson had fun playing catch.

## **Raiders start fast and get big stop when they need it: 5 takeaways from OT win against Cowboys**

By Tashan Reed

November 25, 2021

DALLAS — The Raiders were sick of losing. They'd dropped three straight and looked to be headed to another disappointing finish to a season. They're tired of the feeling that comes with that, but knew they wouldn't avoid it through tensing up. They were playing hard but looked tight in losses to the Giants, Chiefs and Bengals — they desperately needed to let loose. Going into Week 12, their mindset was a simple one: Have fun, play hard and live with the results. The Raiders did just that Thursday in their 36-33 overtime win over the Cowboys, but it wouldn't have happened without that shift in mentality while maintaining their level of effort.

"I tell them all the time and I told them in there at the end: I'm just not gonna live by judging men by wins and losses all the time," interim coach Rich Bisaccia said Thursday. "We want the scoreboard to go a certain way at the end of the game and today that's what it was but being a winner's not all about points. I understand the ramifications of performance of game day and I understand the ramifications of what column the end of your game goes on, but I'm just gonna stick true to the effort they've been putting forth and the things that they've gone through.

"This week, due to our effort to some degree, it turned out to be us."

The Raiders never trailed, but the outcome never felt certain until it was official. They took 11-point leads in the first and second halves, but Dallas was a pest. After the Raiders went up 17-6 on a field goal, the Cowboys put together an eight-play, 86-yard touchdown drive. After the Raiders went up 24-13 on a touchdown, the Cowboys scored immediately on a 100-yard kickoff return. It was a wild back-and-forth affair that ended in the favor of Las Vegas (6-5) after Daniel Carlson made a 29-yard chip shot in extra time.

Sure, the Cowboys (7-4) were without starting wideouts CeeDee Lamb and Amari Cooper, but that still wasn't a result that many people saw coming. The Raiders knew that coming into AT&T Stadium. And, despite the fact that they were coming off three consecutive losses and have been through a rollercoaster season on and off the field, that didn't weaken their resolve. They played confident, hung in through the momentum swings and came away with their best win of the year.

"I felt like we showed the heart of our team today," Hunter Renfrow said. "To fight like we did, for them to go down and score and us respond, I really feel good about the character of our team, especially with what we've been through these last couple weeks. It was huge to get that win. And, hopefully, we can build on that as we go forward."

The Raiders return to Las Vegas next week to host the Washington Football Team in Week 13. Here are five takeaways from the Raiders' upset victory.

### **1. The offense finally got off to a good start and finished strong**

The Raiders have had extremely slow starts to games this season from an offensive perspective. Coming into Thursday, they were averaging just 2.8 points per game in first quarters. Against the Cowboys, however, they popped off for a season-high 14 points in the opening quarter. In what's been a rare occurrence this year, the Raiders were playing ahead early with a 14-6 lead after the first quarter instead of trying to come from behind. That momentum carried forward as the Raiders led 17-13 after the second quarter and 27-19 after the third quarter, but they allowed the game to get tied up at 30 and then again at 33 in the fourth quarter, which sent them to their third overtime of the season.

After the defense got a stop to start the extra period, the offense put together a clutch eight-play, 67-yard drive to set up the game-winning field goal by Carlson. Ironically, the biggest play of the drive technically didn't count. Facing a daunting third-and-18 at their own 43-yard line, the Raiders dialed up a deep shot targeting Zay Jones.

Jones didn't make the catch, but he drew a 33-yard pass interference penalty by Cowboys cornerback Anthony Brown that put the Raiders in field goal range. After a few short rushes and a very weird string of penalties, Carlson won the game.

### **2. The defense broke down too often late but got a timely stop**

Things started off pretty well for the defense. In the first half, it allowed 5.9 yards per play but only gave up two scoring drives while forcing four stops. In the second half, though, the defense took a significant step back: It gave up 6.9 yards per play and four scoring drives. The Cowboys scored on three of their final four possessions in regulation as a part of a 14-6 fourth-quarter run to send the game to overtime.

Once there, the defense bounced back in a big way. The Cowboys won the toss and elected to receive the ball first, but they were backed up at their own 7-yard line after a strange decision to return the kickoff made worse by a penalty. That's an advantageous position, for sure, but the Raiders still needed to make plays to get Dallas off the field.

On the first play of the drive, Johnathan Abram corralled Ezekiel Elliott for a 2-yard gain on a dump-off pass. On second down, Johnathan Hankins stopped Elliott on another short pass for a 4-yard gain. Then, on third down, the combination of coverage and pass rush forced Dak Prescott to escape out of the pocket and attempt to make a throw on the run. He had space to hit Noah Brown, but threw it behind the receiver, who failed to make the catch. That gave the Raiders the ball back and the Cowboys wouldn't see it again.

### **3. The receiving corps stepped up in the absence of Darren Waller**

Darren Waller briefly left the game in the first quarter after suffering a back injury and then went down with a knee injury early in the second quarter that kept him out for the remainder of the contest. Quarterback Derek Carr was without his favorite receiver, but still completed 61.5 percent of his passes for 373 yards and a touchdown. He averaged 9.6 yards per attempt and avoided turning the ball over.

Carr deserves credit for his play, of course, but so do the receivers for filling the massive hole left behind by Waller. After the wideouts combined for just three catches last week against the Bengals, they dominated the Cowboys. Renfrow had eight catches for 134 yards, DeSean Jackson caught three passes for 102 yards and a touchdown and Zay Jones caught five passes for 59 yards. Additionally, Renfrow drew a penalty for a first down, Jackson drew two penalties for first downs and Jones drew a penalty for a first down.

There was no firm update on Waller after the game. The Raiders obviously want him back as soon as possible, but it's an encouraging sign that their other receiving options were able to be so productive without him on the field.

"I'm so proud of them," Carr said Thursday. "For all of those guys to step up, No. 1, they have two outstanding coaches in their room: Edgar Bennett and Nick Holz. We're lucky to have both of them. They're both unbelievable in the way that they prepare these guys mentally to handle all the checks that I do at the line of scrimmage. It's not easy to play in our offense. ... The way that they keep their head down and just stay at it, that's why they have days like that today. They keep working, they keep working extra with me and asking, 'What do you want this route?' even if I haven't thrown in like three weeks. ... We've had those throughout the year but it's exciting for all those guys to have a big day as a room together."

### **4. It was a sloppy game on both sides**

Neither team turned the ball over, but penalties were plentiful. The Cowboys committed 14 penalties for 166 yards while the Raiders committed 14 penalties for 110 yards. Overall, the Cowboys were called for 18 penalties and the Raiders were called for 15. These are two of the most penalized teams in the league, so it's not necessarily surprising. A handful of the penalties were questionable, but that doesn't change the fact that this was a particularly undisciplined contest.

The Raiders committed just as many penalties as the Cowboys, but they finished on the favorable end of the yellow flag fest because of how impactful Dallas' penalties were. The Raiders converted six third and fourth downs as a result of penalties on the Cowboys. Even defensively, the Raiders gave up a first down and a touchdown that were negated by Cowboys' penalties. Las Vegas badly needs to clean up its own penalty issues, but it caught quite a few beneficial breaks in this one that contributed to the win.

## 5. It's hard to overstate how big this win is

The Raiders still aren't in the playoff picture — they're only the 10th seed in the AFC — but this is undoubtedly their biggest win this season. Beyond the standings, beating one of the premier teams in the league on the road coming off a short week of preparation comes with a huge morale boost that'll reverberate throughout the locker room.

"We were up against a wall," Carr said. "There was no doubt about that. That's just a fact, everyone can see that. The way we fought today and for as long as it took to win — we always say the fourth quarter or as long as it takes to win — we had to do that today and I am very proud of our team."

Offensively, Carr and the passing game rediscovered their groove and Josh Jacobs turned a season-high 24 touches into 112 yards and a touchdown. Defensively, the Raiders held one of the league's top rushing attacks to just 64 yards and got stops when it mattered most. On special teams, A.J. Cole and the punt coverage teams pinned the Cowboys within their own 20-yard line four times and Carlson was 5-for-5 on field goals.

The Raiders needed a win to save their season and pulled it off with a complete team effort against a formidable opponent in less-than-ideal circumstances. There's still work to be done and improvements to be made, but that's an enormous feat that's worth celebrating.

"Just winning the way we did in overtime with 'The Sniper' Daniel Carlson hitting that field goal, it gives us life, man," Jacobs said Thursday. "We're trying to keep going."

## ESPN.COM

### **Derek Carr channels Jon Gruden advice in Las Vegas Raiders' OT win over Dallas Cowboys**

By Paul Gutierrez

November 25, 2021

ARLINGTON, Texas -- Derek Carr had not been himself since the Las Vegas Raiders emerged from their bye.

A three-game losing streak, with calls from fans for him to be replaced with Marcus Mariota at quarterback growing louder by the loss, had him feeling off. So on a short week, and with a primetime game at the Dallas Cowboys on the horizon, Carr remembered a piece of advice his former coach Jon Gruden gave him.

Don't ever take your arm out of a game.

So Carr channeled Gruden, who resigned Oct. 11 after the publication of offensive emails, in the course of the Raiders' 36-33 overtime win and passed for 373 yards, his most since Week 3, when the Raiders were 3-0.

Carr also acknowledged starting faster on offense was key. So finding DeSean Jackson on the Raiders' third play from scrimmage for a 56-yard touchdown was the chef's kiss. Even if it was early.

"We get that touchdown, I look at the scoreboard, OK, 7-0," Carr said. "I'm excited. I'm an emotional, passionate person, but my mindset literally goes, OK, 7-0. We've got to keep going."



"But I can't exhale during the game, especially with this one, how close it was. We hit that play, it's exciting ... but I can't exhale. Win or lose, whether it's going good or bad, I have to stay in the moment."

Carr also got his run game going, rushing for a 22-yard pickup. He celebrated by flashing a "shaka" hand sign at Mariota, a Hawaiian native.

"I always call myself 'Carriota' and he gets a kick out of that one," Carr said of Mariota. "Anytime I scramble in practice or in a game, I'll come up to him and be like, 'Carriota, bro,' and he'll laugh at me. Probably just to appease me. It felt good to be able to pick up that. They actually got tripped up, and I felt it. Honestly it was just experience at that point. I knew they were in the man coverage look on the backend, and when that gain happened and they didn't have contain, I just took off."

Said interim coach Rich Bisaccia: "Derek is his biggest critic. ... He's been off sync a little bit; we've all been off sync."

"Today he looked like Derek Carr. It's fun to watch him play."

The Raiders, who play host to Washington in 10 days, have endured the Gruden resignation as well as the trauma and tragedy of former receiver Henry Ruggs III's high-speed car crash that killed a 23-year-old woman and her dog.

With Ruggs released, the Raiders' vertical threat was gone. So they signed Jackson, who turns 35 on Wednesday but is rounding into form for Las Vegas.

"One thing I've tried to do this year, especially when [Ruggs] was here, I was going to be so aggressive," Carr said. "It leads sometimes to not completing as many balls on a percentage chart, but to me, Gruden used to tell me, 'Don't ever take your arm out of a game.' So when we call these things, let's rip 'em."

## **Las Vegas Raiders answer the call vs. Dallas to keep their playoff hopes alive**

By Paul Gutierrez

November 25, 2021

ARLINGTON, Texas -- No, the Las Vegas Raiders are not done. Not after upsetting the Dallas Cowboys 36-33 in overtime Thursday and ending their three-game, post-bye losing streak.

At 6-5, thanks to Daniel Carlson's 29-yard field goal with 4:28 left in OT, the Raiders now have 10 days to prep for their next outing -- a more-than-winnable home game against the Washington Football Team. And depending upon what the Kansas City Chiefs and Los Angeles Chargers do this weekend, the Raiders could be looking pretty in less than two weeks.

Funny how a win is the ultimate deodorant for a team that had been stinking it up of late.

Receiver Hunter Renfrow said it may have been too earlier to call it a "must-win" situation, "But I think we felt it a little bit [because] 5-6 is a whole lot worse than 6-5. And to beat a good Cowboys team, on Thanksgiving, on prime time, it gives us a lot of confidence going forward ... we have a long road ahead of us, but we took a step in the right direction today."

Said quarterback Derek Carr: "No one thought we were going to win this game. Don't really blame you, for how we've played the last week...I gave it my all, just like I always do. We just executed better today. "Our back was against the wall."

**Describe the game in two words.** Heart-stopper. Blowing a nine-point second-half lead, only to see three flags on the final game-winning kick, how else would you describe it?

**Promising trend:** DeSean Jackson being used as more than a deep decoy to clear out the underneath. Jackson, who turns 35 on Dec. 1, showed his preternatural speed on his 56-yard run-and-catch touchdown on Las Vegas' third play from scrimmage, going right to left and racing up the sideline. Later, he picked up a huge pass interference penalty in the end zone on a deep ball to get the Raiders at the 1-yard line.

**QB breakdown:** Carr has been in a three-game, post-bye funk, with six turnovers to four touchdown passes, but did not commit a turnover against the Cowboys. He may not have been as sharp as he was earlier in the season -- he was 24-of-39 -- but he passed for 373 yards. And that was more than enough. The Raiders are now 28-3 under Carr when scoring at least 30 points and 6-1 in overtime.

**Pivotal play:** A special teams breakdown by the Raiders. After Marcus Mariota scored on a 3-yard zone-read touchdown run to give Las Vegas a 24-13 lead midway through the third quarter, Tony Pollard returned the ensuing kickoff 100 yards down the left sideline for a TD to deflate the Raiders, whose interim coach Rich Bisaccia is also the special teams coordinator, and give the Cowboys hope.

**Silver lining:** The emergence of Zay Jones as a threat. No, you never want to lose a Pro Bowl tight end, but after Darren Waller injured his left knee in the second quarter, things opened up for Jones. Indeed, Jones, who tweaked his back earlier in the game, had a season-high five catches for 59 yards and if Waller is out for an extended amount of time, Jones has shown he can be trusted ... so to speak. His drawing a pass interference penalty on a deep ball at the Cowboys' 24-yard line against Anthony Brown on third-and-long in overtime set up the game winner.

**Eye-popping NextGen stat:** The Raiders had seven first downs via penalty, tied for the most in a game over the past 20 seasons (2016 vs. the Denver Broncos).

## **ASSOCIATED PRESS**

### **Raiders Beat Cowboys 36-33 In OT On Field Goal After Penalty**

By Schuyler Dixon

November 25, 2021

ARLINGTON, Texas (AP) — Derek Carr and the Las Vegas Raiders got the third-down help they needed from Dallas cornerback Anthony Brown.

Daniel Carlson kicked a 29-yard field goal in overtime after Brown's fourth pass-interference penalty kept the drive alive, and the Raiders ended a three-game losing streak by beating the Cowboys 36-33 on Thursday.

Carlson's career-best fifth field goal came after Brown was called for interference on Zay Jones on third-and-18. All four of Brown's interference penalties came on third-down incompletions.

"The penalties obviously helped," said Carr, whose 373 yards passing included a 56-yard touchdown to DeSean Jackson for the first points. "If they weren't holding, we probably would have hit those plays."

The Raiders had just two third-down conversions total the previous two games and were 3 of 13 in this one. But Brown topped that total all by himself.

"Just one of them days," Brown said. "I feel like I was in position for all of them, tried to turn my head. On some of them I did have my head turned. Just try to get better."

Both teams had season highs in penalties and yards. Dallas, the NFL leader in penalty yards coming in, had 14 for a franchise-record 166 yards and Las Vegas 14 for 110.

A holding call on perennial Pro Bowl left tackle Tyron Smith in his first game back after missing three with an ankle injury negated a Dallas touchdown early in the fourth quarter. The Cowboys settled for a field goal.

"Twenty-eight penalties, I don't know what the hell you want me to say," Dallas coach Mike McCarthy said. "Write what you want. I'm all for it."

The Raiders (6-5) won on Thanksgiving for the first time since 1968. It was their fourth appearance on the holiday since then, with the previous two losses coming at the Cowboys.

"It kind of gave me goose bumps, I'm not going to lie," Carr said. "When that kick went through, I had a lot of memories as a kid."

Dak Prescott had 209 of his 375 yards passing in the fourth quarter. His 32-yard touchdown pass to Dalton Schultz and 2-point conversion toss to the tight end pulled the Cowboys (7-4) even at 30 with 2:54 remaining after they trailed almost from the start.

Carlson put Las Vegas ahead 33-30 with a career-long 56-yarder with 1:52 remaining. Greg Zuerlein, who missed an extra point after the first Dallas TD, answered with a 45-yarder with 19 seconds to go.

Tony Pollard had a 100-yard kickoff return for Dallas in the third quarter, but was stopped inside the 15 to start overtime. The Cowboys went three-and-out after a penalty pushed them back to the 7, and the Raiders finished off the third victory for the AFC West against the NFC East-leading Cowboys in the past four games.

Brown had his back to Jones when Carr threw the pass with Las Vegas at its 43. The penalty put the Raiders at the Dallas 24, and the winning kick came after the Cowboys were penalized twice for rushing past the line of scrimmage before the snap.

Carr was 24 of 39 without an interception, and Hunter Renfrow had career highs in catches (eight) and yards (134). Marcus Mariota scored from the 3 on a shotgun keeper.

The Dallas offense struggled early without top receivers Amari Cooper (COVID-19 protocols) and CeeDee Lamb (concussion) and running back Ezekiel Elliott nursing a right knee injury. The NFL's No. 1 offense bounced back to finish with 437 yards, but the Raiders had a season-high 509.

"We had some explosive plays and we gave up some explosive plays," said interim coach Rich Bisaccia, who left after five seasons with the Cowboys to join the Raiders in 2018.

Jackson tip-toed successfully on the sideline to open the scoring and drew one of the interference penalties against Brown in the end zone to set up Josh Jacobs' 1-yard TD.

Sean McKeon had his first career touchdown, a 10-yard catch for the Cowboys' first points. Elliott, who was limited to nine carries for 25 yards, had a 1-yard TD.

## PAIR OF EJECTIONS

Kelvin Joseph of Dallas and Roderic Teamer of the Raiders were ejected after getting personal foul penalties at the end of a Las Vegas punt on the first possession of the second half. Field judge Tom Hill ended up with a small cut on his chin during the fracas on the Raiders' sideline.

It was the second consecutive week the Cowboys had a run-in with the opponent during a punt. And the rookie Joseph ended up with the rest of the game off a week after staying home for personal reasons.

## GO LONG

Jackson, who spent the first six of his 14 years with Philadelphia, has six career TD catches against his former NFC East rival. Five of those have covered at least 56 yards, including a 91-yarder with the Eagles in 2010 and an 81-yarder in his second stint with Philadelphia last season.

## INJURIES

Raiders TE Darren Waller was ruled out after leaving the game twice, first with a back injury and then a knee issue. ... DE Carl Nassib also injured a knee and didn't return, while CB Brandon Facyson was ruled out with a concussion.

## **RAIDERS.COM**

### **Derek Carr, Raiders offense feasts on the Cowboys defense in Thanksgiving win**

By Levi Edwards

November 25, 2021

The Las Vegas Raiders were put in a situation with plenty to lose — but even more to gain.

The Silver and Black came into a hostile environment against a 7-3 Dallas Cowboys team in their traditional nationally televised Thanksgiving game. Not to mention they were coming off their third consecutive loss, with the last one having just come four days prior. To add insult to injury, Darren Waller (knee), Carl Nassib (knee) and Roderic Teamer (disqualification) were all sidelined for a large stretch of the game.

And yet... fighting against the odds, the Raiders once again found a way to deliver.

"Our back was against the wall. There's no doubt about that. That's just a fact; everyone could see that," said Derek Carr after the three-point victory. "And in the way that we fought today and for as long as it took to win ... we had to do that today, and I'm very proud of our team."

The Cowboys were also at a disadvantage going into the game without star receivers Amari Cooper and CeeDee Lamb. The Raiders defense capitalized on that, making plays to get off the field quickly and giving Carr and his offense ample time to make plays. Las Vegas had nearly 13 more minutes of time of possession with the ball Thursday.

Carr threw for 373 yards and a touchdown with a 101.5 quarterback rating, his first game over 300 passing yards since the Raiders' Week 7 win over the Philadelphia Eagles and his sixth 300+ passing yard game on the season. It's worth noting the Raiders are also undefeated in games with Carr throwing more than 300 yards.

With Waller's early exit, Carr's main targets were DeSean Jackson and Hunter Renfrow. He connected with each on a pass of 50+ yards with Jackson's 56-yard touchdown grab moving him into a tie with Jerry Rice for the most 50+ yard catches in NFL history.

"It's his third weekend playing with us, and I think the packages you saw come to fruition a little bit today," Interim Head Coach Rich Bisaccia said of Jackson. "The big thing was Derek had a lot of time. I thought he stepped up in there today and made really incredible plays. ... But you can see DeSean hopefully getting more and more comfortable with what we're asking him to do. ... One thing he can still do is run.

"It was fun to watch him. Even he made the comment he was excited to contribute today, and it was good for him, and it was good for us."

To make his performance even more impressive, he's less than a week away from turning 35 years old.

"S\*\*t, I didn't know he was 35," exclaimed Josh Jacobs after the game. "He looks so effortless too! He just be gliding, that's crazy."

"That dude is electric," Jacobs continued. "It's crazy, I had talked to him after the game last week and I had told him, 'Man, we have to find a way to get you the ball,' and just to see him come in and make big play after big play is definitely major."

Meanwhile, Renfrow had career highs in receiving yards (134) and catches (eight) in his first Thanksgiving game.

"It feels like we showed the heart of our team today," said Renfrow. "To fight like we did, for them to go down and score and for us to respond. I really feel good about the character of our team, especially with what we've been through these last couple of weeks. It was huge to get that win and hopefully we can build on that as we go forward."

Thursday was the first time the Raiders had two receivers go for more than 100 yards in a game since December 29, 2019.

"He's a great player for a reason, and it's a lot of fun playing with him," Renfrow said about Jackson. "And he's someone who can change the game, and it's a lot of fun playing with someone like that."

The Raiders now have a long weekend to rest up, eat Thanksgiving leftovers and prepare for another NFC East opponent – the Washington Football Team.

### **Daniel Carlson takes a bite out of Cowboys, postgame turkey leg thanks to MVP performance**

By Rachel Gossen

November 25, 2021

Daniel Carlson's name is becoming synonymous with the word clutch.

Thursday's 29-yard field goal that sealed a 36-33 win over the Dallas Cowboys was the fourth-year kicker's second OT game-winner this season, and there was never a doubt he would nail it.

"I knew they were going to try to ice him, but when I saw him talk to AJ [Cole] – he looked at AJ, and they both sit there like this [nodding], I said, 'Oh yeah, it's going in,'" Josh Jacobs said postgame.

Before that game-winner though, Carlson was stalled by two neutral zone infraction penalties, but didn't let it phase him.

"For me, it's just blocking it out and taking one rep at a time. ... It felt like an eternity out there, having to kick it – I think I kicked three of them," he said. "Really, I kicked two of them, one I was like, 'I might as well try to hit it and maybe even with a flag, it'll count,' so I kind of half kicked it. You know, trying to take them one at a time and seal the deal."

Carlson also set a new career high in the game when he drilled a 56-yard field goal in the fourth quarter, putting the Raiders up 33-30. On the day, he totaled another career-high with 18 points on five field goals and three PATs.

This overtime clincher will hold a special place for all the Raiders, not only because it was a much-needed win after three straight losses but they got to celebrate a Thanksgiving W at the iconic AT&T Stadium.

"It does feel good. It kind of gave me goosebumps, not going to lie, when that kick went through," Derek Carr told CBS reporter Tracy Wolfson postgame. "I had a lot of memories of as a kid – seeing little kids wearing my jersey, I was doing the same thing with Deion Sanders and all that kind of stuff. To see that, I'm blessed."

Carlson attributed the win to the grit the team has dug into as they have faced adversity through 12 weeks of the season.

"Every win's important. We've been working really hard," the kicker said. "It's tough when things don't go your way for a few weeks. On a short week to be able to get a win like that, that helps us going forward. Like I said, I think that just speaks to the character of this team and our will to win."

And Carlson celebrated his MVP day in true holiday fashion – taking a big bite of a turkey leg at the end of the game.

### **Quick Snap: Daniel Carlson nails 29-yard field goal to win overtime Thanksgiving thriller in Dallas**

By Levi Edwards

November 25, 2021

#### **Cash Money Carlson shows off once again**

The game came down to the line — and to Daniel Carlson's foot — once again.

In total Carlson booted in 18 total points, with the most important three coming on a 29-yard FG to win the game 36-33 over the Cowboys in overtime. Carlson also knocked in a career-long 56-yard field goal near the end of the fourth quarter.

#### **Playing tag in Dallas**

After Darren Waller was ruled out for the second half, the Raiders offense leaned on No. 13.

Hunter Renfrow strung together a solid performance at AT&T Stadium, ending the game with 134 yards and eight catches, good for the most receiving yards No. 13 has ever had in his professional career.

#### **Lots of laundry on the field**

The yellow flag found its way onto the field regularly Thursday.

Between Dallas and Las Vegas, there was a combination of more than 200 penalty yards accounted for this game. The Raiders had 14 penalties for 110 yards while the Cowboys also had 14 penalties for 166 yards.

#### **Cali kid in the Lone Star State**

DeSean Jackson has been a nightmare for the Cowboys, dating back to his days of dominating in the NFC East with the Philadelphia Eagles.

This was Jackson's breakout game in the Silver and Black, seemingly picking up the full playbook in his third game with the team. DJax finished with 102 yards on three catches with a touchdown.



**NFL.COM****'Electric' DeSean Jackson helps open up Raiders' offense in win over Cowboys**

By Kevin Patra

November 26, 2021

DeSean Jackson turns 35 years old next week. But the receiver can still fly and torture the Dallas Cowboys.

The new Las Vegas wideout scorched his old foe for a 56-yard catch-and-run on the Raiders' third play to kick off the 36-33 overtime win on Thanksgiving. Jackson used his speed to catch three passes for 102 yards and a touchdown, and earned a couple of big defensive pass interference penalties as well.

"S---, I didn't know he was 35," running back Josh Jacobs exclaimed after the win, via the team's official website. "He looks so effortless too! He just be gliding, that's crazy.

"That dude is electric. It's crazy, I had talked to him after the game last week and I had told him, 'Man, we have to find a way to get you the ball,' and just to see him come in and make big play after big play is definitely major."

Jackson's touchdown was his 34th career TD of 50-plus yards, the second-most in NFL history -- two behind Jerry Rice for most all-time. It was also his fourth career receiving TD of 50-plus yards at AT&T Stadium, tied with Dez Bryant and Amari Cooper for the most such touchdowns in stadium history.

Jackson played just 25 total snaps in his first two games with the Raiders catching one pass for 38 yards that resulted in a fumble and rushing once for four yards. Thursday, the speedster got 39 of 77 offensive plays. The added speed element to the Raiders passing attack had been missing since the club released Henry Ruggs III following his arrest on a DUI resulting in a death charge.

Interim coach Rich Bisaccia said the Thanksgiving performance is a sign that Jackson is becoming comfortable in the Raiders offense.

"It's his third weekend playing with us, and I think the packages you saw come to fruition a little bit today," Bisaccia said. "The big thing was Derek (Carr) had a lot of time. I thought he stepped up in there today and made really incredible plays. ... But you can see DeSean hopefully getting more and more comfortable with what we're asking him to do. ... One thing he can still do is run.

"It was fun to watch him. Even he made the comment he was excited to contribute today, and it was good for him, and it was good for us."



FEATURE CLIPS

## Owner Mark Davis

### LAS VEGAS REVIEW JOURNAL

**Raiders owner Mark Davis is emerging from his father's shadow**

By Ed Graney

May 27, 2020

Raiders owner Mark Davis is used to life in the shadow of his father Al, whose massive legacy is matched by few in the history of professional football.

Slowly but surely, however, Mark is creating one of his own. Even if he doesn't allow himself to see it that way.

"I've always said the least important thing in life is the score at halftime, so I can't be thinking about legacies right now," Davis said. "We're talking about building something."

That process began with his relocation of the Raiders from Oakland to Las Vegas and their spectacular new home that is Allegiant Stadium. It continued when Davis purchased in January the WNBA's Las Vegas Aces.

Al Davis remains, now and forever, the most indelible figure of all things Raiders. He died in 2011, but his presence defines the organization. It happens when you are principal owner and general manager for 39 years.

That 85-foot memorial torch inside Allegiant Stadium might be ceremoniously lit to honor Davis before each home game, but understand that the successful and controversial flame ignited by him when running the Raiders will never really expire.

"Al was a genius and a progressive, but he also had paranoid tendencies," said longtime Bay Area sports columnist Ray Ratto. "His story is told through one of those prisms depending on who is telling it."

Ratto said father and son are alike in one significant regard. "Take me the way I am" is an approach to life they share.

"Maybe that is (Mark's) legacy — don't go out and seek a positive one but that he doesn't want a negative one," Ratto said. "Who does? That makes him closer to the every-man owner than maybe anybody in sports."

One whose arrival to Las Vegas has proven to be a financial bonanza.

A tidy return on investment: The Raiders today are ranked as the world's 29th most valuable sports franchise at an estimated \$3.1 billion. In the last five years, that value has jumped some 117 percent. Which brings us to what Las Vegas has done for the Raiders, the most prominent example being that \$750 million public contribution toward the building of Allegiant Stadium.

It was never going to happen in Oakland. There was never going to be enough money to raise a new stadium in place of the dilapidated Coliseum. It's why, ultimately, Davis found a new home in Las Vegas.

Time will pass, those from both sides of the stadium dispute between the Raiders and the city of Oakland promise, and the entire narrative as to all that transpired will be told.

Some believe it rather simple: That the reason Davis was initially involved in a potential move to Los Angeles (one the Rams and Chargers now share) and the reason he flirted with San Antonio in trying to create a market was that he long since accepted the realities of Oakland.

The city wasn't going to invest hundreds of millions in public money toward a new venue, so Davis discovered in Las Vegas the largest public subsidy ever earmarked for an NFL stadium.

"For anyone to question his desire to get something done in the Bay Area is both ignorant and uninformed," Raiders president Marc Badain said. "Even up until the time we were negotiating here, he always said (Oakland) had a chance."

### **Community driven**

This might not define a legacy, but it is stuff of legend: During the long and dreary days of a pandemic shut-in, Davis hunkered down at his temporary home — Westgate Las Vegas.

"I was the only person living there," Davis said. "There were like 25 security people there on a daily basis. Other than that, I was the only one. It was like 'The Shining.' Everyone in (Las Vegas) was looking for toilet paper and I had 3,000 rooms' worth."

Believe it. He would have invited the entire city inside if allowed.

Davis will tell you how significant those two years leading up to the official move were in connecting his franchise to Las Vegas. NFL owners approved relocation in March of 2017, but the Raiders remained in Oakland until they could officially kick off at Allegiant.

While there is no debating the intimate connection felt between the Golden Knights and Las Vegas — one forged from the October 1 mass shooting during the NHL team's expansion season — the Raiders too have spent their short time here integrating themselves into the community.

Rare is it that a few weeks pass without a press release announcing another outreach program. Recognizing local teachers. Hosting local prep football teams for games at Allegiant Stadium. Feeding the hungry. Working with veterans. Visiting hospitals and middle schools and high schools. Promoting the COVID-19 vaccines.

"Their involvement in the community is really impressive," Gov. Steve Sisolak said. "They don't say, 'No,' when you ask them for something. They just say, 'Yes,' to any community service item." Davis has often said he wanted the organization to earn such attachment, which he doesn't think would have occurred if the Raiders had arrived earlier and, say, played a few years at Sam Boyd Stadium.

He believed all infrastructure needed to be in place.

“Mark has made a commitment to Las Vegas and delivered every step of the way,” Raiders head coach Jon Gruden said. “The community is really important to him and he’s proud to be part of it. It shows the way Las Vegas has embraced the team. You can feel the excitement everywhere around here.”

### **Need to win more**

All of his dreams for the Raiders had come true. The beautiful practice facility. The magnificent stadium. The community interest.

“And then the pandemic hit and the world stopped,” Davis said. “That’s how life goes sometimes.” What those who committed to paying traditional sky-high NFL season ticket prices missed watching in person last season was an 8-8 team whose franchise missed the playoffs for a 17th time in 18 years. Gruden will now enter a fourth year since returning to the sidelines. He is 19-29 on this second go-round after signing a reported 10-year deal in 2018 to get things turned.

They haven’t been yet.

“My role in taking over for my father when he passed away was to continue the legacy that he built and the mystique of the Raiders,” Davis said. “The one thing that I have failed in so far is we haven’t won. That’s what this team is about. It drives me, absolutely. It does.

“I felt bringing Jon Gruden into the organization was very stabilizing and he has a long time to do the things he needs to in order to get it done. I wasn’t looking for a quick fix. I was looking for something that we built for the future. We’re doing a wonderful job off the field, but we have a lot of work to do on it.”

The latter isn’t an issue with his other team.

### **Passion for hoops**

Over nearly 30 years working for the Raiders, during which time she became the NFL’s first female front office executive, Amy Trask would frequently need to discuss a matter with Al Davis or have him sign a document.

Often, she was made to wait.

“He would be involved watching a women’s basketball game,” Trask said. “His interest and love for women’s basketball was as strong as it could be. When I heard Mark purchased the Aces, it made me smile.”

If the Raiders are the impetus by which Davis’ heart beats, it appears he has saved a portion for the Aces.

He bought the team from MGM Resorts International and is building an 80,000 square-foot training facility next to the Raiders’ headquarters in Henderson.

Davis has been a courtside staple since 2017. Two years later, the Raiders purchased 1,600 tickets for local youth to attend home games. Davis recently announced that Aces season-ticket holders — around 2,000 — will attend games this season for free. He is eating the entire cost.

Numbers are sometimes just that. His football team has a 53-player roster and \$180 million salary cap. His basketball team has 12 players and a \$1.3 million cap.

Davis, though, recognizes the disparity in compensation between his male and female athletes and has already proven to be overly passionate about ensuring women receive a larger piece of the financial pie. He is pushing fellow WNBA owners to negotiate a more lucrative media rights deal.

"It will be a different style of ownership from the big conglomerate to an individual, but the commitment from (Davis) is as much or even more than the MGM," said Aces coach Bill Laimbeer, whose team is among the favorites to win this year's title. "His commitment to making us as good as we can be is phenomenal.

"My goal is to educate him. He wants to learn everything about the women's game. In the long run, I'd like to see him have whatever say he chooses — hey, it's his money — but he knows he has a long ways to go. He wants to be taught and that's wonderful, from both a basketball and business side as well." Already, the first-year owner is dreaming about how legacies can be born for all involved. What's he looking forward to most?

"Designing that (championship) ring," Davis said.

### **It's still halftime**

Even on one of the most important days of his life — March 27, 2017 — Davis spoke about another. Minutes after league owners voted 31-1 in favor of the Raiders relocating to Las Vegas, Davis stood behind a podium in Phoenix and talked about how his father often stated that the greatness of the Raiders was in its future.

The prospects for a rewarding one born and nurtured in Las Vegas seem more likely than ever. "Al Davis was Oakland and Mark Davis will be Las Vegas," Sisolak said. "The thing that has surprised me most is how approachable he is. He's very recognizable — I don't want to say it's the haircut, but that certainly helps — and he takes an inordinate amount of time to visit with anybody and sign autographs and talk to people. He shows and feels his best relating to everyday people."

In the end, legacies are built. It's just that many prefer to focus on the process and not the outcome. So maybe that's it, then, for Davis.

Maybe it's still halftime and he's not near ready to keep score.

"His (legacy) never has seemed to be the motivation behind any of his decisions," Badain said. "When people ask me about him, I say he's the anti-sports owner. He doesn't want any credit. He doesn't really want his name in the paper, but he will put his face out there when things go badly."

As an example, Davis last month took responsibility for a tweet that appeared on the team's official account about the verdict in the George Floyd murder case that was roundly criticized as insensitive. It read, "I CAN BREATHE 4-20-21," which Davis meant as a way to applaud the guilty verdict. But an hour after the tweet went public, it already had received nearly 20,000 comments and more than 15,000 retweets. Most were of a highly critical nature.

"But when things are going well, you don't hear from him," Badain said. "I really can't see the motivation for himself to create a legacy."

With or without one, Mark Davis has changed the trajectory of Las Vegas sports forever. Somewhere in there, perhaps not yet detectable, is a pretty amazing legacy.

## **THE ATHLETIC**

### **New city, new man: How Las Vegas has changed Raiders owner Mark Davis**

By Vic Tafur

July 22, 2020

LAS VEGAS — Back before the pandemic, Raiders coach Jon Gruden hit the Las Vegas Strip pretty hard for a few days, sampling some of the prized steak houses, enjoying an Aerosmith concert and appearing on social media posts with comedian Carrot Top.

"I was getting pissed at him," team owner Mark Davis said, laughing. "He stole my 15 minutes of fame. I told him to go home."

While Gruden, a celebrity coach who used to be a TV star, is the face of the franchise, Davis holds the keys to the city. After years of struggling to get a new stadium in Oakland and then falling short in an attempt to move to Los Angeles, Davis sits in Las Vegas with a state-of-the-art, \$1.85 billion stadium that is 98 percent completed and on track to be ready for the 2020 season.

Davis has immersed himself in the community since moving to Las Vegas last summer.

"The buzz has been unbelievable," Davis said in an hour-long sitdown interview on Saturday. "The fans here have just been so welcoming. They are stopping me and thanking us for coming, while I'm trying to thank them for bringing us."

Nevada Gov. Steve Sisolak first met Davis four years ago and is amazed by just how many people Davis talks to.

"Mark is an unusual character," Sisolak said in a phone interview Tuesday. "I have gotten to know a lot of wealthy and very powerful individuals, and Mark is the most unique of all of them. He is at his best, his comfort zone is with regular people. When he is on-site, he is always in the back talking to kitchen workers. And he will sign autographs until there is no one left. And you can tell he enjoys taking the selfies and chatting with these guys. He really gets close with people."

Allegiant Stadium may not have people cheering at games this season due to the pandemic, but it looks great and a visit last week saw workers looking back and admiring it at the end of their shifts.

"It's a phenomenal feeling," Davis said. "To get through the trials and tribulations and actually get it done on time. The pride that the workers showed in this building, man, they really did ... they loved working on it. Every three months before the pandemic hit, we would serve them a big-ass lunch and go through and thank every one of them. They just had so much pride in building this thing."

"You see them building hotels around here and you don't see the same enthusiasm about a project. They are the MVPs. I just can't thank them enough."

A new owner in a new city, Davis is also a new man.



After years of thinking that players should not protest or take a stand on issues while on the football field, he started changing his mind three years ago — before a weird game in Washington that Davis felt set the team back years. He has now reached a point where he is one of only a handful of NFL owners to say “Black Lives Matter” after the killing of George Floyd by a police officer in Minnesota and the subsequent protests around the country.

In a statement the team posted on social media, Davis said, “To watch a man be murdered by a uniformed police officer kneeling on the man’s throat for nine minutes while three uniformed police officers either assisted or stood by watching is disturbing in too many ways. To be honest I’m surprised that the resulting violence hasn’t been much worse.”

Davis has since met with Nevada Attorney General Aaron Ford, Clark County Sheriff Joseph Lombardo and Gruden about how they can make a positive social impact coming into the Las Vegas community.

“The initial thing is trust,” Davis said. “The officers need to trust the players and their families, and the players need to trust the officers so we can all say that we are on the same team.

“We discussed a lot of different programs and things that we can do. As soon as this virus is over, we’re going to get together and have an eye-to-eye and let everyone talk and speak from the heart, so we’re all starting on the same page. Starting in the local community is the quickest and most effective way for us to make a difference.”

Davis has also sat in on Zoom meetings that his players had to discuss social injustice.

“They are really stressing voting, and getting the word out how important it is to vote,” he said. “Making sure people know how to register to vote. If you want change, that’s really the only way to go about doing it, voting. The players would also have mentorships with kids in the community and make appearances with officers in schools, together, showing that they are on the same team and it’s not us versus them.”

Players are planning to make a stand against police violence before games — possibly taking a knee during the national anthem — and Davis is fine with that. He wasn’t for a long time, but that changed just before that Washington game in 2017.

Actually, it goes back to 1968.

“I was 13 years old then and there was a lot of social change going on in the Bay Area — we had Berkeley, Hells Angels, the Black Panthers, People’s Park, the war in Vietnam,” Davis said. “We had all that going on and it’s so remarkable to me the violence that was going on then and the protests and kids getting the shit kicked out of them. And then what was going on in Los Angeles and across the country in Black communities.

“And now, today, people think we are in a tough situation with Black Lives Matter and George Floyd,” he said. “When you look back at ’68, I think people have been actually pretty calm about what’s going on now. You think about it, has anything really changed in 50 years? There’s been progress, but certainly not enough.”

Davis admitted that he didn’t know what to make of Colin Kaepernick’s 2016 protests during the national anthem at first.

"My hero was Tommie Smith," Davis said. "Fist in the air. Strength. That was quite a statement. I didn't see strength in Colin kneeling, and there was some confusion at first over what he was kneeling for. A little bit before that Washington game, I had told the players that while I was the first person for social justice and the Raiders are the first team in the world for social justice, I would prefer that if you had something to say, you don't do it in a Raiders uniform. Because then you're speaking for all 53 players and everyone that works in this organization. And they may not all agree with you."

Davis asked them to speak out after games and said he would stand with them then if they wanted. He thought the message was well received but wasn't sure what the players would do. Then, two days before the game at Washington, President Donald Trump called NFL players who kneeled "sons of bitches."

"Certain things happened and the national climate changed. Things got hot and that clicked me back to 1968," Davis said. "I called in Derek (Carr) and Khalil (Mack) and told them that I can no longer ask them not to say something while you're in uniform. And that if they were going to say something, say it with class and pride and try and say it as a team. There won't be a fine."

While Davis gave his blessing, there was still a lot of debate and uneasiness in the locker room going into the game. Coach Jack Del Rio clearly sided with Trump that players should not protest during the anthem. Carr and Mack, meanwhile, were not polished leaders and did not pull off the unified front, as some players kneeled during the anthem, others stood and many sat on the benches with their arms interlocked.

"Everybody took a different path," Davis said.

Carr took a beating that game, as the listless Raiders were dominated, 27-10, and would go on to lose four straight games to erase a 2-0 start to the season. The rumors spread that the offensive linemen let Carr get hit over the differences of opinion over the pregame protest.

The players on the team all deny this, and most point to the offense falling apart under new coordinator Todd Downing, with former linebacker Del Rio and offensive line coach Mike Tice getting too involved in the play calling.

But there was definitely something hanging in the air in the locker room.

"People respected that Derek stood," former Raiders defensive lineman Mario Edwards Jr. told The Athletic's David Lombardi in 2018. "It's a free country. But people definitely had their feelings about it. We had a group of people that sat and a group of people that stood, and that's where it really started separating.

"And then some people started getting upset like, 'OK, if you're going to sit now, how about you start doing stuff to actually make a difference? Don't sit down just to sit down because it's cool, let's sit down to make a difference.' So then we started pointing fingers and it started going downhill from there."

Davis can't imagine that teammates let Carr get hit.

"I wasn't inside enough to know what was really going on, and I take the blame for that," Davis said. "And it killed our team for the rest of that year. It tore at the heart of our team. It was a total defeat — socially, on the field, everything. It was a disaster. Just a terrible night. And it was my fault, because I was at the top of the food chain."

(Del Rio was fired at the end of the season, after Davis finally succeeded in his long-time courtship to get Gruden to return for a second stint as Raiders coach.)

Davis has been more demonstrative this time around, trying to steer the organization's response to police violence.

"I have taken a lot of criticism over saying Black Lives Matter," Davis said. "I am not backing some Marxist organization, it's just a clean statement. Obviously, all lives matter, but where we're at right now, we have to make clear that Black lives matter because a part of our society needs to hear that after what's been going on. We have to stop police brutality.

"We have two pandemics this year, social justice and COVID virus."

When Davis visits his new baby, his favorite two things about the stadium are the grass field and the 85-foot Al Davis torch, honoring his late father.

"Those were the two must-haves," Davis said. "Non-negotiable. I give all the credit in the world to (Arizona Cardinals owner) Michael Bidwill for taking the risk to actually do a grass field in Arizona that grows outside and actually rolls into the stadium, and then all of the help that they gave us. They helped effectuate that for our stadium. ... Football should be played on grass."

Davis stresses that while Allegiant Stadium is multipurpose, it was made for football.

"The sidelines are very tight and everybody is going to be right on top of the field," Davis said. "It's going to be exciting."

Fans have begun referring to Allegiant Stadium as "The Death Star" because some think it resembles the "Star Wars" space station, and Davis is over the moon about it.

"That's just spectacular," he said. "Disney is kind of excited that that name was attached to the stadium, as well. But that came from the fans. I love that."

While the Raiders won't announce the formation of a "Black Hole" fan section like there was in Oakland, it's already incubating. It will be in the end zone section that doesn't have a club area.

"If the fans want to consider that the Black Hole, they can absolutely do it," Davis said. "I don't try and tell fans what to do, I like organic. But it's very clear that that one end zone will be the Black Hole. A good amount of fans who were in that section in Oakland have bought seats in that section.

"That's part of our legacy."

There are roughly 9,000 fans from Oakland that have bought season tickets, Davis said.

"When I run into them when I am in the Bay Area, they tell me that it hurts that we left, but they understand why," Davis said. "Ninety percent are on a positive note. It's very heartening. The other 10 percent are very, very angry at me. But I am willing to talk to them and explain to them what the reasoning was. And for some, they were still mad after I tell them."

"I totally understand the passion and that they aren't forgiving."

Davis has always spent a lot of time talking to fans, often holding court in the lobby of the Napa Valley Marriott after training camp practices.

"Seeing what the A's are going through right now, knowing what a tough situation we were in," Davis said. "I wouldn't say getting a new stadium in Oakland was impossible, but it was pretty damn impossible. I think most of the fans understand that, and that's important to me."

Davis said the Raiders also have 8,000 fans coming from their other former home, Los Angeles, and he wonders what people are talking about when they say that the Raiders have lost the fever pitch that their fans had in Oakland.

"You hear people say that the crowd is going to be 50/50 with our fans and the opposing team's fans, but the only way the other team's fans get in is if our fans sell their tickets," Davis said. "Because they are all sold out. We have to win so that they don't sell their tickets, but I understand that if they can get \$2,000 a ticket for the Chiefs game or Tom Brady game."

"I think a lot of people try to kiss it off and say we sold all the tickets to the hotels or the brokers, and that's the farthest thing from the truth."

It sounds as if there will be no fans at Allegiant Stadium this season, but Davis thinks fans will be pleased with what they see on TV. He thinks his team is set up to win and is particularly excited about the first-round draft pick who reminds him of his late friend, Cliff Branch. And of his father, late owner Al Davis.

"Henry Ruggs was the player I wanted for the last six months," Davis said. "My dad was always trying to replace Cliff with so many different types of guys. ... Speed, speed, speed and we really got away from that the last five, six, seven years. We really didn't have anybody that could run. Nobody could run."

"I watched Henry Ruggs and his speed and quickness and his strength were pretty impressive. And then if you see his baseball highlights, my God. He made some nice tackles on interceptions and he'll block too. He is a complete player. I was just so thrilled that we drafted him. Maybe that's the piece that we haven't had that's Raiders football. You throw it deep the first play and the safety is worried the whole game."

Ruggs is potentially the one new starter on an offense that has its quarterback, offensive line, running backs, receivers and tight ends back from last season. That familiarity should bode well as teams had to shelve their offseason workouts and now the preseason games have been canceled.

"There was so much talk this offseason about other quarterbacks and things of that nature, and having Derek (Carr) come back and the continuity he brings with how little time that players have to work together is probably a positive thing," Davis said.

Davis thinks the life came back into the organization when Gruden came aboard, but more so when the Raiders beat Mack and the Bears in London last season. They had traded away Mack, the former defensive player of the year, before the 2018 season for no immediate return as they awaited the future draft picks in 2019 and 2020. The two first-rounders turned out to be running back Josh Jacobs and cornerback Damon Arnette.

"After that Bears game, people realized that we hadn't given away the ship with Khalil," Davis said. "We have such good young guys today. They are really working hard this offseason. And it's not the coolest weather."

The new practice facility has outdoor and indoor fields, and Davis said the only person more excited than the players is Gruden.

"He is really excited," Davis said. "The facility gives him an opportunity to do something he's never had the opportunity to do — having everything at his disposal as far as the film-editing and the technology, the rooms, just everything."

The Raiders will be having training camp at the facility starting next Tuesday, but Davis hopes to return to Napa next summer.

"I would like to continue to do it there," Davis said. "It is one of the most beautiful places in the world and gives us ties back to our Northern California roots. Southern California is another possibility, but I just think there is nothing better than Napa."

The Raiders have another year in their deal at Napa and Davis thinks extending it should go smoothly, though he senses other teams are "biting."

The ribbon-cutting and the official opening of Allegiant Stadium may get pushed back due to the pandemic, but Davis says he knows he will be holding back tears whenever it does happen.

"This would have been my dad's dream," Davis said. "He would have loved the stadium. It has that imposing Raiders touch to it. It looks like a Raiders stadium. I think he would be happy too about the facility in Henderson and the ability that it gives us to be a 21st-, 22nd-century team."

While his dad was always full speed ahead, Davis does look back and he said it's important to him that people know he did everything he could to make it work in Oakland.

"If I didn't try, I would have felt guilty," Davis said. "I gave it my best and I don't feel guilty one iota. I take a lot of blame for a lot of things where maybe I wasn't prepared or made a bad decision — everything is from the heart — but on the trying to get us a stadium in Oakland, I did everything I could. Then, at our last home game, they took an edited video and made it look like I didn't give a damn about the fans."

"I wanted to say that the city ran us out of town and was suing us, and the guy that runs the Coliseum was facing federal charges for inside dealing on the naming rights, but I didn't ... and it came out looking like I didn't care about the fans. When I think they are the best in the world."

Former Coliseum Authority executive director Scott McKibben was charged in January for alleged violations of state conflict-of-interest laws for seeking a \$50,000 fee in helping negotiate a stadium's naming rights.

“He backtracked on the deal he made us on the price of the lease, and he gets caught for taking a kickback, and I haven’t heard a word about it since,” Davis said. “The Bay Area is one of the most beautiful places in the world, and the politics are the most dysfunctional I have ever seen anywhere.”

Davis was also hurt when the NFL chose the Rams and Chargers over the Raiders to move to Los Angeles, but processed it quickly.

“I have lost games before,” Davis said. “That’s how I have learned to live my life — you lose on Sunday, you’re pissed about it, I go to P.F. Chang’s on Monday, I have lunch and then I am on to the next week. We got our ass kicked in LA, and we went back to Oakland with our tails between our legs. And then McKibben backtracked and tripled our lease, and it was total disrespect. It was like, how are we going to work with these people?”

“Vegas had been after us for years, but I told them I will only talk to you if Oakland and Los Angeles don’t happen. Losing the LA vote was probably the best thing that ever happened for us.”

And for Nevada football fans and workers.

“This stadium has been a great thing for the community,” Sisolak said. “It created an awful lot of jobs, which I am really, really proud of. Mark has been a great partner. There are only 32 cities that get to call themselves NFL cities and it’s an honor to be one of them for the people in Nevada.

“Mark has won a fan base already. He is extremely supportive of the community, he’s at every sporting event and charity event. He has donated to our schools. He has jumped in with both feet and he has certainly changed the landscape of Las Vegas and Nevada forever.”

## General Manager Mike Mayock

### LAS VEGAS REVIEW-JOURNAL

#### **Man with the Plan: Raiders' GM Mike Mayock seeing vision through**

By Adam Hill

September 9, 2020

Mike Mayock fondly remembers wandering the various playgrounds of West Philadelphia as a teenager in search of the best competition to test his mettle.

"You'd kind of hear where guys might be running that day and go find them," Mayock recalled during a phone call late in training camp. "I didn't care if it was Wiffle ball. Let's just go find a game."

It was that same search for competition that led him to leave behind a nearly two-decade run as a television analyst to serve as the general manager of the Raiders in December 2018.

Mayock employed the same passion and work ethic to his media job as he does to his front office gig with the Raiders, particularly his time spent as an NFL draft analyst.

It was a grueling process to prepare for the biggest three days of the year, but as soon as the draft broadcast wrapped, it was time to move on from all of the players he had spent so much time studying.

The son of a football coach wanted more skin in the game, as he describes it.

"When I was at NFL Network, I could prepare 10 months for the draft and feel really good about it afterwards, go out and have a beer and feel like you worked your tail off and did the best you could," he said. "But there's no connection to the individual players and the game, it's just a job well done."

That's not the case anymore. Now his meticulous research on every player coming out of college is put to the ultimate test. "You get to see these guys as more than just a commodity," he said. "You get to see them become fathers, husbands, brothers and men."

He also has to worry about trades, free agency, managing egos and the salary cap and making sure all those pieces work together when they take the field on game days.

"On Sunday afternoon for three-and-a-half hours, I'm ready to puke," the 62-year-old Boston College alum said. "That's what I missed. The butterflies, the nerves when every snap matters. That's what's been the cool thing for me is trying to build something different and special and on Sunday, you live and die by every snap."

A successful transition

It's a proving ground that sounds nightmarish, but Mayock insists he's a man living a dream.

"Everybody has a different definition of fun," he said. "My wife looks at me and just laughs. She's like, 'You've never had more fun in your life.' And she's right. At my age, to have the opportunity to do this, you kind of live and die a little bit every day because it means so much."



Not that he was unhappy with his prior professional life. After his brief playing career ended, Mayock went into commercial real estate and eventually broke into broadcasting.

He did a little bit of everything in television from sideline reporter in college football and the NCAA basketball tournament to calling games in the Canadian Football League to lead analyst on Notre Dame broadcasts.

It was the kind of versatility that once had him dreaming of being the first person to play in Major League Baseball, the NBA and the NFL when he was growing up.

Mayock was best known for his NFL draft analysis and had settled into that role, though there was always a sense he wanted to experience what was on the other side of the business. He knew it would have to be the right situation for it to work, however.

Mayock had been inside the facilities of just about every team in his time covering the NFL and the draft and had determined one of the biggest factors in the success or failure of a franchise was whether the coach and general manager were on the same page. He knew it was going to have to be the right fit if he were to move into the front office.

### **Finding right fit**

Mayock found it with the Raiders and head coach Jon Gruden and it didn't take long to figure it out.

While they had crossed paths many times in their roles as broadcasters, their first meeting about taking the general manager job for the Raiders took place in late 2018 when Gruden was wrapping up the first season of his coaching comeback.

The group of five or six people at Gruden's house included owner Mark Davis, but soon only Mayock and Gruden were talking.

"It was the easiest conversation I ever had," Mayock recalls. "It happened organically. It was just topic to topic to topic about football and on most of them we were aligned. I think the most important thing was just kind of the vision for how to build this franchise."

In addition to the chemistry, Mayock liked that Gruden had a 10-year contract. It afforded the duo the opportunity to remake the roster according to their vision of how it should be done with the security of enough time to see the process through.

They wanted to focus on building through the draft and augmenting through free agency in areas where they believed they could invest in impact players.

It helped that Gruden had turned assets like Khalil Mack and Amari Cooper into draft capital and salary cap space.

So they were aligned on how to build a team, but Mayock has long said a key part of their shared vision was what type of players they wanted to bring in.

Mayock stressed to his scouting department the importance of evaluating a player and not just his measurables.

"I like smelling the grass," he said. "I want to be out there. I don't want to just know the results of the 40 and the vertical jump. I want to see them work out. I want to go to dinner with them. I want to get to know them. I tell my scouts all the time that we can all watch the tape, put the reports in and evaluate, but what makes that kid tick? What's important to him? The better we do at that, the better overall scouts we will be.

"We want guys with a passion for the game of football," he said.

### **Football first**

Anyone who has been at the team's brand new facility in Henderson before sunrise knows how important football is to the faces of the front office. Mayock typically arrives around 5:30 a.m. He insists he's never beaten Gruden to work.

The two usually share a coffee around that time to discuss the agenda for the day and whatever big picture issues may be pertinent at the time.

Together, they have turned over almost the entire roster. They believe they are far more talented, stronger, faster and better than when they started. They are certainly younger.

Mayock has confidence in what they are building, but he knows it doesn't matter until it's put to the test on the field. As much credit as he got for the success of the rookie class he put together in his first draft, he's quick to point out his team went 7-9 in his first season as general manager.

So, has the vision he and Gruden had for building the roster started to take shape?

"The answer to the question is we're getting more and more of our guys in the building, we're competing at a higher level, but it remains to be seen whether that translates on the field or not, which is most important," he said.

"I think we're slowly seeing what we wanted, which was guys to come in and compete their tails off," he continued. "We want guys that love to compete, that don't shrink from competition. That's probably why you've seen some of the guys that we've drafted from big schools, used to playing in big games, an opportunity to watch them compete in that type of atmosphere. As Jon and I are sitting here contemplating cutting to a 53-man roster, we kind of take a step back and say it's a lot harder this year. We've got more guys competing. There's more talent."

It's time to put it to the test. But Mayock doesn't have to seek out that competition like he did when he was a kid.

His work will be graded every week, starting with a road game in Charlotte against the Panthers on Sept. 13.

## Interim Head Coach Rich Bisaccia

### ESPN.COM

**Football lifer Rich Bisaccia tasked with leading Las Vegas Raiders through choppy waters**

By Paul Gutierrez

November 24, 2021

LAS VEGAS -- The stark darkness gave way to a bright Bronx winter as 9-year-old Rich Bisaccia emerged from the stadium tunnel in search of his seat. In front of him, what he had only seen on TV, or heard about on the radio or through second-hand conversations, that famed Yankee Stadium frieze and surrounding buildings. Below, more than 100 yards of a brownish green expanse lined as a football field.

Bisaccia was attending his first NFL game with his favorite team, the New York Giants, playing host to the St. Louis Cardinals on Dec. 7, 1969, and the future football lifer was excited to get a real-life glimpse of his hero, Giants quarterback Fran Tarkenton.

"I swore I was Fran Tarkenton growing up," Bisaccia said.

Born in nearby Yonkers, New York, Bisaccia had recently moved with his family to New Fairfield, Connecticut, after the passing of a grandmother and family matriarch. But his Giants fandom, passed down by his father, Nick, had only grown.

"My dad was the head football coach of the New York Giants," Bisaccia said at his initial news conference on Oct. 13 as the Las Vegas Raiders' interim coach. "He just never told anybody." Reporters and fans alike scurried to Google, Wikipedia, anything to confirm Bisaccia's Giants bloodline. It was a joke. Nick was such a fan, the younger Bisaccia said, he thought he knew *more* than the likes of Allie Sherman, Alex Webster or Bill Arnsparger.

Thing was, upon Bisaccia's elevation with the Raiders in the wake of Jon Gruden's resignation amid his email scandal on Oct. 11, the hunt was also on to find out more about Bisaccia himself.

So, yeah, there was intrigue, especially after the Raiders won a pair of blowout games against the Denver Broncos and Philadelphia Eagles in his first two contests running the Raiders to make the team 5-2 going into their bye. Then receiver Henry Ruggs III was involved in a fiery car crash early in the morning on Nov. 3 that killed a woman and her dog and fellow first-rounder Damon Arnette, an oft-injured cornerback, was released Nov. 8 after a video of him brandishing guns and making death threats surfaced online.

Las Vegas has not won a game since and the whispers are now not only about the future of Bisaccia with the Raiders, but also those of general manager Mike Mayock and quarterback Derek Carr.

Three consecutive losses -- to those Giants, Kansas City Chiefs and Cincinnati Bengals to drop Las Vegas' record to 5-5 -- have added difficulty to Bisaccia's task, one that's already unprecedented due to Gruden's abrupt midseason resignation and the releases of Ruggs and Arnette since taking the job. But as the Raiders get set to play at the Dallas Cowboys on Thursday (4:30 p.m. ET, CBS), Bisaccia remains perhaps the organization's most interesting man ... especially since so little is known about him.

"I've got five sisters," he allowed. "I've got four kids. Five grandkids.

"I owe my life to football."

### **Dedicated to the craft**

At 61 years old, Bisaccia is a head coach for the first time at any level in a career that began in 1983. Not a particularly good student -- by his own admission -- he earned a scholarship to tiny Yankton College (yes, former Raider Lyle Alzado's school) in South Dakota and played well enough for his coach there, Pete Chapman, to earn a tryout with the USFL's Philadelphia Stars as a defensive back. He did not make the team. But Chapman, who was moving from Yankton -- now a minimum-security federal prison -- to Wayne State College in Nebraska, brought Bisaccia with him to join his staff.

And he was off.

Bisaccia finished his Bachelor of Arts degree while coaching for Chapman and at Joe Namath's summer camps and, after four years at Wayne State, a friend he had made coaching at different camps came calling.

Charlie Weis, the former Notre Dame head coach who won a Super Bowl as offensive coordinator of the New England Patriots, was at South Carolina and in charge of hiring graduate assistants and Bisaccia was at the top of his list in 1988.

"He was newly married, had his first kid but coach [Joe] Morrison didn't want his [graduate assistants] to be married or have kids," Weis said. "He wanted his G.A.s to be grunts. So, as a couple of Northeast kids, we got it done."

Bisaccia had to act like he was separated from his wife, Jeanne, and live in the dorms to get and keep the gig.

"For him to go to that length, that showed his dedication," Weis said.

Eventually, Morrison caught wind of their plan.

"Coach Morrison got a kick out of it," Weis said.

Morrison died of a heart attack on Feb. 5, 1989, and Sparky Woods was hired as Gamecocks coach. Woods retained Bisaccia as a volunteer assistant who coached defensive ends, tight ends, running backs and special teams through 1993.

"A warm personality," Woods, who is now a senior advisor at North Carolina, said of Bisaccia. "It didn't take long to realize he had a passion for the players. Neat family. His wife is awesome. It didn't take long to hire him.

"He was an excellent recruiter. A good listener. No problem being accountable. He never tried to bring attention to himself. He had a family and he needed a job but he never complained. He needed to make a living and I didn't want to lose him."

But he did.

A former fellow staffer at South Carolina, Tommy West, was named the head coach at Clemson in 1994. Guess who was at the top of *his* list?

"Rich is driven, self-motivated," said West, now the defensive line coach at Middle Tennessee State. "He can go as high as he wants to go. In coach-speak, Rich is brutally honest. He was the guy you were going to run something by. Just don't ask him if you don't want to know."

West recalled running a play by Bisaccia.

"Coach, that's the craziest thing I've ever heard of," Bisaccia told him.

"I didn't think it was that crazy," West replied.

"That's terrible," was Bisaccia's response.

Bisaccia's journey through the Deep South then took him to Ole Miss in 1999, when David Cutcliffe saw what he called a "rare passion for coaching" and developing relationships with players.

"There's no bigger fool in coaching than one who thinks they can fool a player," said Cutcliffe, who is now the coach at Duke. "He's going to light it up every now and then but not without them knowing that he respects them and the work they've put in."

Case in point: It was Ole Miss' homecoming game in 2000 against UNLV, which had forced overtime on the final play of regulation. Running back Deuce McAllister sat out regulation with a left high ankle sprain but when OT began, he told Bisaccia, his position coach as well as special teams coordinator, he would play. Bisaccia recognized the moment and trusted his player.

"I pulled rank," McAllister, now a radio analyst for the Saints, laughed as he recalled converting a pair of third downs in OT before going over the top of the pile for the game-winning 1-yard touchdown. McAllister said Bisaccia used to leave motivational notes in his locker before games.

"He'd say he couldn't wait to see me play, that everybody in the stadium was there to see me," McAllister said. "Even though everybody is *not* there to see me play, it made me feel that they were all coming to watch me."

Said Cutcliffe: "That story speaks volumes for who Rich is. It's time to think about players, not plays, and Rich was great for Deuce McAllister. I find myself saying it all the time -- you get on a grease board, or a chalkboard before, and you want to draw up a winner. But you don't just draw up a punt-block scheme; you have to have a punt blocker. You have to find him."

## 'Is he a great coach? Hell yeah'

With former NFL head coaches on the Raiders staff in defensive coordinator Gus Bradley, offensive line coach Tom Cable and defensive line coach Rod Marinelli, Bisaccia seemed a quizzical pick to replace Gruden.

Until you looked at the résumé.

Bisaccia, who carried the title of associate head coach and as the special teams coordinator, is well known by players on both sides of the ball.

"The irony is, I've endorsed him for a lot of head coaching jobs over the years, both in college and the NFL, back when I had a different job," Mayock said. "He's got as much respect in the locker room, in our locker room, as any coach I've ever seen in my life and the reason he does -- is he a great coach? Hell yeah. But he's an even better man and what I've always told people when I endorse him is that he's the most natural leader of men that I have ever been around.

"Rich Bisaccia is the best leader I have ever been around. ... I'm going to back this son of a gun unequivocally."

Bradley remains in control of the defense while offensive coordinator Greg Olson took over playcalling duties from Gruden. Bisaccia? He's still running special teams but he also refers to himself as an "in-game manager" inspired by John Robinson, the former Los Angeles Rams, USC and UNLV coach. "I'm a Raider, too, just like him," Robinson, who was on John Madden's staff in 1975 as an offensive backfield coach, said of Bisaccia.

"As an in-game manager, I did not call plays. I advised and yelled at the coordinators when things didn't go right; I tried to stay involved in the game. So, I was the manager of the game, how many timeouts we had. The playcaller can't do that -- maybe some guys can do everything -- the playcaller has to have somebody else remind them, 'Hey, there's 12 seconds on the clock.' Whatever that process is. I always tried to focus on that and look at our teams in terms of who's tired. The intangibles that go into a game. That's an important part of the game."

Robinson said Bisaccia's history as a special teams coach should help in his current role.

"They are prepared for the total game probably more than any other coach because they see the game more in that regard," said Robinson, now an offensive consultant at LSU. "I've always believed the special teams coach has got a sense of what the total game is."

And during that initial two-game winning streak, it was palpable in the Raiders locker room.

"Oh, yeah, we love him," Carr said. "If you find someone that doesn't like him, they probably didn't do right. They probably didn't work hard. They probably weren't a good teammate, and things like that. If you just do right, you'll love that man. And I think a lot of it has to do with just who he is as a person, how he believes. He's the same every day so you know exactly what you are going to get. As a player that's all you can ask for, especially in this league."

Running back Josh Jacobs laughed when recalling how different things were in Denver with Bisaccia at the helm when compared to Gruden.

"Man, the sideline was just so, it was like, it wasn't no anxiety," Jacobs said. "It was weird. It was like everybody was calm, you didn't have somebody cussing at you, or going crazy at the refs, you know what I'm saying? None of that. It was just like, 'OK, something bad happened?' [Bisaccia] was like, 'OK, I'm not harping on you. All right, next play. Next play.'"

"I was like, 'That's the right type of energy we needed.' I love it."

Defensive end Yannick Ngakoue overlapped the pointer and middle fingers on his right hand. "Me and coach are like this," Ngakoue said. "We have similar views on a lot of things, about how we go about our work. It starts in practice. The way he has practice set up and structured, I just feel like it's super effective in getting guys ready for Sundays."

"Do your job, be on time and you'll be on his good side. I love coach, man."

### **'He deserves this opportunity'**

Bisaccia was beckoned by the NFL in 2002.

Or, more specifically, by Gruden, who had been traded from the Raiders to the Tampa Bay Buccaneers and needed a special teams coordinator.

Gruden's first coaching job was as a G.A. at Tennessee in 1986. Cutcliffe coached the Volunteers' tight ends at the time, so Gruden had an in.

"I had to tell [Gruden] the truth," Cutcliffe said. "It was very difficult for me because part of the things people don't understand about the industry is how hard it is to trade even or trade up with coaches. I knew we couldn't trade even with Rich Bisaccia. Our relationship went beyond just the coaching. I was close to his family, the father. There's more to this than X's and O's. Nobody was more aligned with what we were trying to do at Ole Miss than Rich."

"I knew I'd lose him to professional football. He deserves this opportunity. He's ready. And he has been. It's been far too long that he hasn't been given a chance at a Power 5 school or in the National Football League."

Bisaccia was a part of the Buccaneers staff that took apart the Raiders in Super Bowl XXXVII and Bisaccia takes a special pride in his father being in San Diego that day to "watch his son win a Super Bowl."

He remained in Tampa Bay with Gruden and his successor, Raheem Morris, through 2010. Even as an old friend called.

"When I got the job at Notre Dame [in 2005], I tried to get him to be the associate head coach and special teams," said Weis, now a SiriusXM NFL radio analyst. "I got close, but at the time he was in pretty good shape. And college doesn't pay as well as the NFL."

Bisaccia later joined Norv Turner with the Chargers in 2011 and 2012 and Jason Garrett with the Cowboys from 2013 to 2017 before reuniting with Gruden in 2018, all the while burnishing a reputation as one of the best special teams coaches in the NFL.

### 'I just think we are all trying to learn'

Both of Bisaccia's parents are gone now, as are the first two coaches for whom he worked in Morrison and Chapman, who died of cancer in 2003.

"I'm 61 years old and so I'd like to think along the lines you gain some wisdom, and you gain some experience," Bisaccia said. "You go through things, whether it's with family that I grew up with or I have my own [family] now, and then being around a lot of players.

"It's a combination of maybe all those things -- age, wisdom and with age comes experience that's both positive and negative and you'd like to think you learn from them. And you'd like to think you can improve and keep moving forward, and I think that's probably the message we try to give our players.

"I try to do it with my own kids. I got a kid that is one of those wildland firefighters and so he goes through a bunch of different experiences than I do and so I learn from him and the things he's had to go through and some of that. So, I just think we are all trying to learn."

Kind of like stepping out of the darkness and into the light like that winter day in the Bronx back in 1969.



## DE Maxx Crosby

### THE ATHLETIC

**Now 18 months sober, the Raiders' Maxx Crosby opens up about his journey to the brink and back**

By Vic Tafur

September 6, 2021

March 11, 2020, was the day that Maxx Crosby got sober. And it's a day the Raiders defensive end always knew had to come.

"I knew from the day that I started drinking that I wasn't like everybody else," Crosby said in a recent phone interview. "I couldn't just have one drink, and it was always a crutch for me. Through high school, through college ... and even when I got to the pros at first.

"I always knew I had a problem, but it got to a point where it started becoming unmanageable and things just got overwhelming for me. It was over the top, and I knew if I wanted to be the player that I wanted to be and the person that I wanted to be, it was something that I had to cut out of my life."

Crosby's teammates voted him a team captain last week, making him one of the two defensive players of the seven selected. If you have been around training camp, it's no surprise that Crosby and Yannick Ngakoue were picked because ever since Ngakoue showed up this spring, the two pass rushers have been pushing each other and teammates at practice.

Crosby, entering his third season, is in the best shape he's ever been in and is totally recovered from last season's broken hand and torn shoulder. Most importantly, he's the happiest he's ever been.

He took some time to talk about his journey to get here, as he closes in on 18 months sober from alcohol and drugs.

"It's been an awesome ride so far," Crosby said. "The first year of sobriety, for everybody, they say, is the hardest, and I know for me, mentally and physically, it was really tough. Getting through that and learning how to live a meaningful life taking care of myself and the people around me that I care about and love ... it was an uphill battle, and it's an everyday process, but life is getting better and better."

It started in March 2020 when Crosby went to Hollywood and checked into a rehabilitation center for a month. That same day, the Utah Jazz's Rudy Gobert tested positive for COVID-19 and the NBA suspended its season. Soon after, the rest of the sports world followed and much of society went into pandemic-related lockdowns.

"It's crazy, when I got there on March 11 ... that's when everything started shutting down because of COVID," Crosby said. "The NBA stopped their season and everything was put on lockdown, so it was kind of a blessing in disguise in a way.

"The whole world was put on lockdown, and it really gave me time to go take care of myself."

Walking into Grace Recovery Center was jarring and depressing at first, but Crosby knew he had to be there.

"I absolutely love those people," Crosby said.

He then transitioned to a sober living facility in Venice Beach, where he also trained to get ready for the 2020 season.

"I was there the entire offseason, really working on myself," Crosby said. "There were a lot of ups and downs, but I stayed the course. It was the best decision I ever made. It saved my life and it's a miracle what the (Alcoholics Anonymous) program has done for me and my family."

Crosby had wanted to put a year of sobriety under his belt before he told everybody, and some teammates were surprised to hear the news when Crosby told former teammate Will Compton about his sobriety on the "Bussin with the Boys" podcast in March.

"Will has a big platform and I thought it was a good idea to share my story so that it can help other people," Crosby said.

Crosby said he has a family history of alcohol addiction.

"I've had a lot of people close to me deal with it, and it's part of who I am," Crosby said.

Crosby also has a teammate in Darren Waller who has been very public about his addiction to opiates and alcohol and his recovery since he joined the Raiders in 2018. Crosby watched from afar on the other side of the locker room at first, and now he and Waller are close friends who attend rehab meetings together every Tuesday night.

"We were always cool, but we weren't really close before I got sober," Crosby said. "But just seeing him, I knew I could get sober. And I never thought that would happen, to be honest. ... I was just in a bad, bad space. But seeing him gave me hope.

"When I first got sober, I was like, 'Shit, if Darren can overcome what he did, I can do it. I can dedicate myself like he did.' I am about to be a year and a half sober, but it's still an everyday process. I am focused on the now, and having guys like Darren around me is so special to have that in the locker room."

It's not lost on Crosby that the Raiders have long been seen as the renegades of the NFL and the team has now moved to Las Vegas — Sin City — and ... two of its best players are drinking club soda and going to meetings every Tuesday night.

"Well, Darren and I have crazy-ass stories, at least," Crosby said, laughing. "But we can shed light on real-life situations and what we went through, and that can really help other people."

Special-teams coordinator and assistant head coach Rich Bisaccia also played a big part early on.

"He was FaceTiming me when I first got sober, and that was big," Crosby said. "He helped me a ton ... that was special. He says to find the three things that are most important to you, and obviously sobriety is at the top right next to football and my girlfriend, family and loved ones. Keep that circle small, and keep my priorities in the front, instead of the back."

For a guy like Crosby, who came out of Colleyville, Texas, with only one college scholarship offer and has always pushed himself, admitting that he wasn't strong enough to handle his over-drinking by himself — that he couldn't control the situation — was a big hurdle to get over.

"Any guy in AA will tell you, 'You can't do it alone.' That's a fact," Crosby said. "I tried to get sober multiple times in the past. I tried to do it by myself and white knuckle it, 'do it my way' and whatever, but eventually, it didn't work."

Crosby was, in fact, sober his entire last season at Eastern Michigan .. after getting in a drunk-driving accident leaving a party that spring.

"I wrecked my car and got arrested," Crosby said. "I knew I was going to face some kind of suspension. Coach (Chris) Creighton told me it was going to be a two-game suspension, but that second game was against Purdue ... that's a huge game. At Eastern Michigan, if you're playing a Big Ten team, that's a monstrous game. I was like, I cannot miss that game. And I was waiting for a couple of weeks to see what he was going to do. It was a scary time."

Creighton made Crosby a deal.

Crosby had to stay sober the entire season, get drug-tested and breathalyzed frequently, do a lot of community service and the suspension would only last the first game. If Crosby drank after any game or failed a test, he would be suspended again immediately.

Crosby was planning to enter the NFL Draft early after that junior season, so it was a no-brainer. And a white knuckler.

"He challenged me," Crosby said. "And I stayed sober and was able to get to the draft. Without that challenge, I don't know if I would be here today. Looking back on it, obviously, I went to the pros and had my struggles again, but a year and a half later, our relationship is so strong. (Creighton) always reaches out to me."

Crosby stayed sober for nine months without working a program, until he exhaled after getting picked by the Raiders and getting that first big paycheck.

"I was a pro," Crosby said. "Didn't have to go to class anymore, less responsibility and more money and you want to fit in with the guys. I started again and things got worse and worse."

During the draft process, the drunk-driving accident was the first thing Crosby was asked about by every prospective NFL team. And as he answered, Crosby thought to himself that he needed to address the problem with a full-fledged plan and program someday.

That day came a year later.

"The AA program, with the 12 steps and everything you have to do to truly heal yourself, is a different experience," Crosby said. "I could go on all day about it. The quote that stuck with me the most is, 'The one thing you have to change is everything.' The people around you, your daily routine, everything in my life had to change." Besides the support of his current and former coaches and teammates, Crosby also now has a team of counselors, AA members, mentors, sponsors and housemates from Grace and the transition center pulling for him and staying in touch.

"It's been an amazing journey," Crosby said.

## **ESPN.COM**

### **Las Vegas Raiders DE Maxx Crosby says he's 18 months sober after stay in rehab last offseason**

By Paul Gutierrez

August 27, 2021

HENDERSON, Nev. -- A week before the world shut down due to the COVID-19 pandemic in the spring of 2020, Maxx Crosby's world opened up.

That's when the Las Vegas Raiders defensive end began a month-long stay in rehab for alcoholism and is now nearing an 18-month milestone of being sober, on the cusp of the 2021 NFL season. In a wide-ranging interview with ESPN on Friday, Crosby detailed his fight for sobriety as he enters his third NFL season.

"It got to a point after my rookie year my life became unmanageable," Crosby said. "Alcohol, partying and all that s--- became too much of a distraction in my life. It became just overwhelming. I've always had issues with drinking and partying throughout high school and college. I've been able to slip by and get by, but it became too much for me and it's always been that one crutch.

"Alcoholism runs in my family and I'm an alcoholic. So, for me, I knew it was something that was always a crutch. I always knew I had a problem. I knew I couldn't just drink like everybody else. I got ahead of it. My first year of sobriety is always the hardest and that was last year. I had a lot of ups and downs. Mentally it was really tough for me. But going in, I'm almost a year-and-a-half sober now and life is great. I'm really enjoying every single day. I'm enjoying the work."

Crosby, who turned 24 on Aug. 22, was a Day 3 draft pick of the Raiders in 2019 out of Eastern Michigan, the No. 106 overall selection in the fourth round. He racked up 10 sacks as a rookie.

But it was in that offseason when Crosby decided he needed help.

"It was March 11 [2020], the day I got sober," he said. "I was living in Hollywood. Strolled out there and checked into rehab. ... And the whole world was put on shut down. I was there for a month and then I was able to just get myself right. And then after rehab, for that month I went to a sober living [facility] and I was staying out in Venice Beach all the way until training camp. I was literally in treatment like for the whole offseason.

"It was a big struggle but looking back on my journey, I know five years, 10 years down the road, I'll look back and be like, that was the biggest offseason of my life even though I was just trying to get my s--- together and just trying to stay above water. I know if I can make it through that s--- and get sober, I can do anything. It was special and I met some awesome people along the way."

Raiders owner Mark Davis said he was happy for Crosby.

"I think it's fantastic," Davis said. "Everybody has their demons. Obviously, he recognized he had a problem and he went out and fixed it. Recognizing it and wanting to fix it is the No. 1 way to get the help you need. And he did it."

Raiders coach Jon Gruden agreed.

"Maxx is an amazing man," Gruden told ESPN. "He realized he had a problem and he isolated himself and conquered it. He has incredible mental toughness and a desire to be great. He's a great inspiration for people to see what you can do if you're committed to following through."

Crosby said teammate Darren Waller, a Pro Bowl tight end, has also been open about his battle with addiction and they have become close friends.

"Here's a guy that was deep," Crosby said of Waller, "deep as hell and almost lost his life and he was able to come back and is now one of the best players in the league. For me, seeing a guy like that, that gave me hope. When I went off to rehab, I was terrified. I didn't know if I was able to do it. I couldn't imagine my life being sober. But today, the blessings that have come my way from being sober and doing the work and trusting in the people around me have been incredible.

"I'm living my real purpose and helping people out. ... The whole basis of AA is literally you can't do it alone. AA is a big family."

Crosby followed up his rookie breakout season with seven sacks last year and says after a year-plus of being sober, and re-dedicating himself to his health and fitness, he is primed for a good season.

"This offseason has been incredible," he said. "I've never been in this good a shape in my life. I've never been this dedicated. I've always been a hard worker as far as work ethic. ... I've taken it to a whole different level.

"I love being able to talk about it and share my story with other people and try to help other people out there going through what I've gone through."

## CB Nate Hobbs

### THE ATHLETIC

#### **The ascent of Raiders rookie Nate Hobbs: 'My work is not done yet'**

By Tashan Reed

September 30, 2021

Nate Hobbs had no expectations of playing in the NFL. Growing up in the West End of Louisville, Ky., he had never seen anyone make it to the league firsthand. For someone raised in a family of five supported by a household income of \$25,000, earning a full-ride scholarship to play football at Illinois was enough.

"Making it to college where I'm from, that's like making it to the NFL," Hobbs said while driving home from a Raiders practice earlier this month. "I really wasn't thinking about the NFL until my junior year when scouts started hitting me up. ... So, when that became real to me, that just put me in a whole other drive because I was like, 'Damn, this is attainable. Shit, it's something I can do.'"

Hobbs had his best college season as a junior in 2019. He started all 13 games and posted a stat line of 67 tackles, 5 1/2 tackles for loss and seven pass deflections on his way to being named All-Big Ten honorable mention. He only started five games in the COVID-19-shortened 2020 campaign, but he'd shown enough to get drafted by the Raiders in the fifth round of the 2021 NFL Draft. By the time he arrived at the team facility in Henderson, Nev., for rookie minicamp and offseason team activities earlier this year, the drive that he'd shifted into as a collegiate junior had altered his mentality: He no longer doubted his potential to be a pro.

"My mindset going in was, 'I don't care where I'm at on the depth chart or where they put me or what position I gotta play.' I didn't even look at the depth chart, honestly," Hobbs said. "That was my mindset: Put my best foot forward every day and I got a good feeling I can play with these guys. And then it turned from a 'I think I can' to a 'I know I can' play with these guys."

Halfway through June, Hobbs had already jumped out and impressed defensive coordinator Gus Bradley with his athleticism, instincts and football knowledge. He remained consistent through the beginning of training camp in July and was the starting nickelback by the preseason opener against the Seahawks in August. It's a job he hasn't relinquished. The Raiders released fellow nickelback Nevin Lawson after he served his two-game suspension to start the season, unofficially signaling Hobbs would keep the job.

Hobbs isn't surprised, but he's appreciative. And while he's appreciative, he's not satisfied.

"I just knew, my work is not done yet," Hobbs said. "I earned the starting job for a reason; now I gotta show why I earned it and show what I can do."

Initially, life at home was good for Hobbs. Yes, his family was poor, but he had both his parents, an older brother, a younger brother and a younger sister. They didn't have much money, but they had family and that got them all through. When Hobbs was 12 years old, however, his father, Nate Hobbs Sr., died in his sleep from cardiac arrest. That left his mother, Denise, with three kids still in the house to raise on her own and forced her late husband's namesake to mature.

"I had to grow up quicker," Hobbs said. "But I just tried to keep playing sports as a way to just keep my head on straight. Because if you don't play sports there and you live in a certain area, then it's probably not going to be good for you."

Hobbs also thoroughly enjoyed athletics, but he partly played T-ball, basketball and football to keep himself occupied both mentally and physically. Denise always made sure her children were doing something outside of school to help protect them from the dangers of their environment. Sports and his immediate family were everything to Hobbs.

"Shit, all we had was each other," Hobbs said. "It was a lot of times where we just had to rely on each other."

On the football field, Hobbs was a talented but undersized player who spent his freshman and sophomore seasons at Louisville Male High on junior varsity. That wasn't uncommon for a roster loaded with talent and coach Chris Wolfe still saw enough to make Hobbs a starter at outside cornerback as a junior. He was one of just two juniors who started on a team that went 15-0.

Hobbs played well, but he wasn't dominant. He grew taller, filled out physically and took another step athletically the following offseason and was an entirely different player his senior year.

"From a football standpoint, I've been coaching 22 years and by the time he was a senior, I don't know that we've ever had a kid as athletic as him," Wolfe said earlier this month. "He had all the typical things of the guys that are going to be successful. Obviously, he was incredibly gifted, but he had a great work ethic and great toughness about him."

Off the field, Hobbs had to work in order to help support his family. After going to school, practice and work, he often didn't make it home until 10 p.m. or later. He didn't have time to worry about recruiting, and neither he nor his mother had the money for him to attend recruiting camps or go on unofficial visits, anyway. He had an uncle, Lanier Hobbs, who took notice of both his talent and predicament, though, and reached out to help.

"He stepped up as a father figure because I ain't really have a father figure," Hobbs said. "He was telling me I need to go to these camps and do this, that and the third and I was like, 'Bruh, I can't do that. I got work.' He was like, 'Whatever you don't have, just let me know.' ... He played a big role in where I'm at right now."

Hobbs got more involved in the recruiting cycle with the help from his uncle. Regardless, coaches at bigger schools still weren't believers.

"He was underrecruited because he was such a late bloomer and all the Power 5s offer kids as sophomores," Wolfe said. "I really couldn't get (Power 5 coaches) to even come look at him."

So, in the final month of his senior season, Hobbs committed to Western Kentucky. The next month, however, its head coach Jeff Brohm left for the same job at Purdue. Hobbs re-opened his recruitment and, after seeing how he closed out his senior season, Illinois extended an offer. Hobbs was initially hesitant to accept because of the timing, but he ultimately signed in February 2017 and enrolled that summer. It'd prove to be a wise choice.

Hobbs didn't need much of an adjustment period to make an impact at the next level. He started 10 games as a freshman, led the defense in snaps played and made the Big Ten Network All-Freshman team. Despite the seamless transition and immediate results, however, Hobbs was overly reliant on his talent.

He understood coverages and defensive concepts from his time at Louisville Male, but then-Illinois coach Lovie Smith taught him to better understand what the offense was doing. He not only picked up on the intricacies of the Cover 2 zone scheme that Illinois ran but began to key in on offensive tendencies and strategies. He was suspended for three games to start his sophomore year for a violation of team rules, but Smith gave him a chance to redeem himself partly due to his overall improvement, and he went on to start seven games.

"Without him giving me that chance at Illinois, I wouldn't be here," Hobbs said in May. "He's taught me a lot about the game of football and him being an NFL coach, I feel like I'm already on that NFL level mindset-wise and I know how to carry myself like an NFL guy on and off the field."

But entering his junior year, Hobbs was considering leaving. He'd had two different position coaches in two years and was being asked to learn under his third in Keynodo Hudson. The two met that offseason, and Hobbs entered the meeting with an open mind rather than anger.

"I was extremely impressed with him just because he was so engaging," Hudson said earlier this month. "And all he cared about was getting better and becoming a master of his craft. And he wanted somebody that could develop and let him home in on his skill set and see what it could be if he maxes it out. He gave me what he had, man, and some."

Hobbs decided to stay. Not long after that his uncle, who remained an instrumental figure in his life and attended all of his college games to that point, died. The loss rocked him, but it didn't break him.

"I feel like God has put me in this position for a reason," Hobbs said. "And as long as I'm not dead, as long as I'm still here, I'm going to keep going."

Hobbs gravitated to Hudson more after losing his uncle and found yet another father figure in the process. Smith had given an edict to his coaching staff to develop the players on the roster as men before developing them as athletes, and Hudson took that to heart. He spoke to Denise, learned more about Hobbs' story and made a genuine effort to form a bond with the young player.

The then-20-year-old had good character, was caring, had a big heart and had experience handling responsibility, but he still had room to grow. His sophomore suspension taught him a lesson, and that coupled with Hudson's guidance helped him improve when it came to the way he carried himself and how he engaged with others.

"I saw him grow light years in one year," Hudson said. "He totally changed everything about him: The way he dressed, the way he carried himself, all that. He turned himself into a great ambassador of the university. ... And I wasn't the only one: Coach Smith was right there preaching the exact same thing. We had a strong group of men that were around him."

Hobbs left his mark at Illinois both on and off the field. Hudson described him as a "catalyst" and praised him for not only being able to back up his talk with action but also making an effort to teach those around him. He emerged as a team leader in his last couple of years and helped instill a sense of accountability among those in his position group. And, on the field, he was an X-factor.



"He can play anywhere on the field," Hudson said. "Also, Nate is freaking physical. He's a boy dog. He's extremely tough. Once again, that comes from his house and just where he was raised at. Louisville is a tough city, and that kid represents that through and through. He's an absolute tough, physical, ferocious player. It's rare to have a corner that's tough and has phenomenal ball skills with a big-time athletic skill set. Nate can jump out of the gym. He can 360 windmill. He can do the Vince Carter, baby, I'm serious. This guy got bunnies."

The coach was giddy while hyping up his former player. And those same traits would draw a similar reaction from a long-time NFL talent evaluator.

Illinois held its 2021 pro day in March, and the Raiders had a scout in attendance. After it was over, the scout called general manager Mike Mayock.

"Mike, do me a favor and put your eyes on Nate Hobbs," the unnamed scout said. "He just ran a 4.45, he jumped 41 inches. He tested better than we thought he was going to test and I'm not sure if we got the right grade on him."

The Raiders had a solid grade on him, but it wasn't that, so Mayock got off the phone and dived into his tape for two hours at Raiders headquarters. Once he finished, he ran downstairs to the second floor of the building to get the attention of defensive backs coach Ron Milus.

"Milo, get your eye on this guy, please," Mayock said. "And tell me what you think. Today."

An hour and a half later, Milus came up to Mayock's office with a verdict: "We got something." Although Hobbs spent his college career playing outside corner, Milus thought he'd be a fit at nickel because of his toughness, aggressiveness, quickness and ability to process information in a timely manner. The Raiders moved Hobbs up their draft board and the coaches and scouts alike had a consensus in their view of him, but they still wanted to get him in a video call as a final confirmation.

The coaches challenged him mentally. They told him verbiage from the defensive scheme and asked him to repeat it. They had him to describe concepts. They showed him still images of plays and told him to explain what was happening.

"He knocked it out of the park," Mayock said. "And then it was the whole group getting together to say, 'We gotta get this guy.'"

The Raiders did just that in the fifth round with the 167th pick, which they acquired from the Seahawks in a trade for guard Gabe Jackson earlier in the offseason. Hobbs, who was at home in Louisville when he got drafted, quickly flashed his confidence that he could live up to expectations.

"I'm just so thankful to the Raiders organization for taking a chance on me," Hobbs said. "I won't forget that. I won't forget the guys who were taken before me, the guys who I feel like didn't do as much as me but were still picked up. I'm just so thankful for the Raiders for taking a chance. They won't regret it. They're getting the best underdog they've ever drafted."

He also showed emotion. In addition to the losses of his father and uncle, he lost his grandmother last year to cancer. It hurt not to have them around for his big moment, but the accomplishment also brought him solace.

"I know they're proud of me right now," Hobbs said. "I know they're in heaven, looking down on me and I know their hands are on me. They're guiding me, really. I'm just so happy I could make this happen. It's like fate. My uncle, he used to always tell me I was going to be here when I was in high school, and I didn't know what he was talking about because I've always been an underdog."

"I've always been a guy who wasn't supposed to be here, but I'm here now."

Hobbs was everything the Raiders anticipated in practice. He showed the prerequisite physicality needed to be an effective run stopper and blitzer. He had the size to match up with outside receivers and tight ends but was still fast enough to keep up with running backs and slot receivers. He could play either inside or outside cornerback and either man or zone coverage. There was still a question of whether it would translate to games, but he soon dismissed that after an impressive three-game run in the preseason.

"I'm really proud of him," Jon Gruden said last month. "I'm really excited to see what he does in his future. I tried to summarize him a couple days ago: He has the it factor. He rarely makes the same mistake twice. He loves football. He eats it up. And he's one of the energizers of our defense. He's walked in here and given us a lot of skills that we can utilize."

That was a strong vote of confidence, but Hobbs still had something to prove. Performing in the preseason against backups is one thing; could he do the same in the regular season when games started to count? It's still early, but the answer has been yes so far.

Through three starts, Hobbs is eighth on the team in defensive snaps and has looked comfortable both in pass coverage and against the run. He's fifth on the team with 11 tackles. He's given up 11 catches on 12 targets according to Sportradar, but those completions have only gone for 44 total yards, which is an average of just 4.4 yards per catch, and he's yet to give up a touchdown. His play has resulted in more confidence from the coaching staff: He played just 50 percent of the defensive snaps in Week 1 but jumped to 82 percent in Week 2 and 86 percent in Week 3. He's already become a fixture of the defense and one of the best rookie cornerbacks in the league.

"I think we saw in preseason, it wasn't too big for him and then getting into the season, it hasn't been too big for him," Bradley said earlier this month. "He's kind of a work in progress on some of the things that we're doing but it's pretty consistent. He's playing like a veteran at that position for us and he's got that kind of mentality. He's a fierce competitor."

That competitiveness has led to some trash-talking on the field. Just like in college, though, he's been able to back it up. It's not something that he does for show, either; it's just a part of who he is.

"I just think it comes from where I come from (and) where I've been," Hobbs said. "I went through a lot of adversity in my life, and I think that shows the way I play. I play with passion. I play with want-to. And when I'm on the field, I'm going to enforce my will."

## **RAIDERS.COM**

### **Deeper Than Football: Nate Hobbs' faith and fearlessness has led him here**

By Levi Edwards

September 11, 2021

Shortly after Nate Hobbs was drafted by the Las Vegas Raiders, he got a call from Gill Byrd. Byrd, a Pro Bowl defensive back who played for the San Diego Chargers for 10 seasons, was one of Hobbs' defensive back coaches at the University of Illinois.

While congratulating Hobbs on his selection in the fifth round of the 2021 NFL Draft, Byrd heard a bit of disappointment in his mentee's voice.

As if something was bothering him despite his NFL dreams coming true just hours prior.

"I'll never forget, I said, 'You're mad, huh?'" Byrd recalls now of his draft-day call with Hobbs.

"He said, 'Yeah.' And I said, 'I know. You're going to carry it with a chip on your shoulder because you're better than a lot of the guys that were drafted before you. It's now up to you to show the NFL.'"

That proverbial chip on Hobbs' shoulder was evident from the jump. Minutes after getting the call from General Manager Mike Mayock and Head Coach Jon Gruden, he let it be known to the world what was on his mind.

"I won't forget the guys who were taken before me," Hobbs said in his introductory conference call. "The guys who I feel like didn't do as much as me but were still picked up. I'm just so thankful for the Raiders for taking a chance. They won't regret it.

"They're getting the best underdog they've ever drafted."

Months later, I sat down with Nate Hobbs the day before the preseason game against the Los Angeles Rams in SoFi Stadium. I asked Hobbs about those comments he made referring to himself as "the best underdog." He lightly chuckled while reminiscing about the statement he proclaimed.

"That's funny because I was filled with so much emotion when I was saying that," said Hobbs. "I said that, but I noticed – I didn't say that just talking, but I was filled with emotion. But I noticed people didn't forget that, and if I said that, I got to stand on it.

"That's how I live. I don't like to say things just talking. I said it, and I got to stand on it. So I try to bring my A-game every day, I try to come to get better every day."

The journey Hobbs has taken to the Raiders hasn't always been a pretty one. It's been gritty, like his hometown of Louisville, Kentucky, – the same city that produced one of the greatest heavyweight boxers of all time, Muhammad Ali. Hobbs grew up in the West End of Louisville, one of the higher crime populated areas of the city. The problems have unfortunately gotten worse in Louisville over time. The city's violent crime rate is reportedly 81 percent higher than the national average, with a record 100 homicides within a six-month span this year, according to the Louisville Courier-Journal. Hobbs took to sports from an early age as an outlet from what was going on around him.

"Growing up there, a lot of times a lot of kids play sports. Louisville can be a nice place, a nice area. It's not a huge city. It's not a Chicago or New York, but it does have almost a million people so it's a big city. You can get into whatever you want to. So a lot of kids, they would play sports, and that was something that kept you out of whatever.

"Not to say it was a horrible place, but it is a top place for crime," Hobbs said. "That comes with if you live in the bad part in West End or wherever things tend to happen."

Hobbs' solid foundation comes from his family. His single mother, Denise, raised him and his two brothers since she was 16 years old. His father passed away when he was 12. Hobbs said she "dedicated her life to us" for them to make it to this point. He was also guided by his grandparents and uncle, whom he lived with for a duration of time in West Louisville. They were some of his biggest supporters, taking the village approach to raising him and his siblings.

Hobbs told me having a mother with wisdom "way ahead of her years" helped him immensely through the journey of getting to the NFL. He said that the selfless woman barely ever asks him for anything, even after signing with the team. He said he's "almost got to press her" to see if she needs something, as one of his biggest concerns is making sure the woman who raised him is taken care of.

"My mom means everything to me. She sacrificed her whole life, honestly, for her children, for her kids. She made a real commitment to raise us the right way. Everywhere I'm at, what I'm doing right now, the man I've become – I attribute that to her. Whatever I can help her with now, that's what I try to do. I just try to be there for her. We're there for each other. Be there for her like she was for me."

Nate Hobbs was not heavily recruited coming out of Louisville Male High School. The cornerback had a few MAC and NAIA scholarship offers and was originally committed to Western Kentucky until Lovie Smith at the University of Illinois started heavily recruiting him late in his senior year. Illinois was the only Power Five conference offer he received.

"I think I was really a two-star [prospect] but I didn't get those stars until I committed," Hobbs said. "If you looked up my name it didn't say any stars beside my name until I committed to Illinois – then I had two stars.

"I just say that the stars don't matter."

Smith, the Houston Texans current associate head coach and defensive coordinator, also cared less about the stars and hype. When the former Illinois head coach put on Hobbs' film, what he saw a pure athlete.

"High jump – seven feet. Six-foot corner who tackles. He was a punt returner, he was a skilled guy, he could run," said Smith. "We trusted our evaluation, and our evaluation said this guy could really turn into a pretty good football player.

"Then if you get a chance to meet him too, you see exactly who raised him. His mom, Denise, is just a special lady. He was taught the right way, and I just knew he would have a positive impact on the culture of the program and that's exactly what happened."

Hobbs' impact on his team wasn't immediate, however. Hobbs dealt with a few maturity issues as an underclassman at Illinois and claimed that some off-the-field issues caused him to be suspended for three games in his sophomore season and almost got him kicked out of school.

"He knew I wasn't a man, but he was treating me like I was a man, because I felt like he knew where I could go," Hobbs said about Coach Smith. "I was 18, 19 doing things 18, 19 year olds do. Making those mistakes, getting in trouble — probably more than the average person. He said that was unacceptable and I just figured out, 'Maybe this is how I should carry myself,' and certain things aren't acceptable."

"He never stopped believing in me."

Gill Byrd became the safeties coach at Illinois in the midst of Hobbs almost being dismissed from the team. Byrd described it as a touch-and-go situation.

"It was serious enough where we had to talk to him," said Byrd. "A lot of these guys had gone through a lot of things with Coach Smith already, so I was just trying to understand the landscape and what was going on."

"Nate, he took the coaching, he took the teaching, he took the off-the-field advice to the heart. He was close, as far as not being there. The consequences were getting more severe, but he learned. It's part of growing up."

Under Byrd's guidance, Hobbs blossomed into a premier cornerback in the Big 10. In his junior and senior season, he compiled 100 total tackles, nine pass deflections and two interceptions. The biggest impact Byrd made on Hobbs can't be measured with statistics though.

"The biggest way he tried to connect with me was off the field," Hobbs said. "Seeing if I was cool off the field, personally. And just try to teach me about life and developing as a man, and I appreciate him for that. Always just trying to be deeper than football. Football is the sport we play and that's the main focus, but it's deeper than football. It's deeper than just the game, it's life, and I felt like he taught me some things about life."

Coming out of Illinois, Hobbs was back at essentially the same place he was coming out of high school as an under the radar player. Fortunately for Hobbs and the Las Vegas Raiders, his skill and athleticism didn't go unnoticed by General Manager Mike Mayock — the same way it didn't go unnoticed by Lovie Smith nearly five years prior.

"I got a call from one of our cross-check scouts after the Illinois Pro Day, and he said, 'Mike, do me a favor and put your eyes on Nate Hobbs,' said the Raiders GM. "'He just ran a 4.45, he jumped 41 inches. He tested better than we thought he was going to test, and I'm not sure if we got the right grade on him. Don't get me wrong, we had a pretty solid grade on him, but I want to make sure he's not getting lost in the cornerback shuffle.'"

"So, I got off the phone and literally put his tape on right there, and I was like, 'Man, he competes.' He tackles. He's tough. He's a three-year starter in the Big 10. He was an outside corner almost predominantly, and he played special teams. This was a hard-nosed, tough guy. And he just ran 4.45 and jumped 41 inches. I spent about two hours watching him, get out of my chair, sprinted downstairs to the second floor, [and] grabbed Ron Milus, the defensive back coach."

"We got him on a Zoom call, and he knocked it out the park. What our coaches do is they challenge him pretty hard mentally. They give him some of our Raider verbiage, and they push it out and challenge it back. He got all the concepts immediately. I was on the Zoom call, I saw. It wasn't like I heard about it; I was on the call. He got all the concepts. The coaches drilled him. He got an A+ on that drill, and we're sitting back there going; OK, what's wrong with this picture? A three-year starter in the Big Ten. Tough, competitive. Every one of our scouting grades on him with competes and toughness was at a high end.

"So, I think the cool part for me is seeing it come together. It started with a trigger from the cross-checker to tell me to get my eye on him. It went from there down to Milo, then it went to the Zoom call, and then it was the whole group getting together to say, 'We got to get this guy. Where is he probably going to go league value? And at what point do we have to pull the trigger?'"

The Raiders pulled that trigger with the 167th overall pick in the draft, a pick they acquired from a trade with the Seattle Seahawks for longtime guard Gabe Jackson. He has thoroughly impressed his teammates and coaches through Training Camp and in the preseason. He's also caught many people by surprise with the tenacity and instinct he's shown he can play with. Additionally, he's shown he can adequately play both outside and nickel cornerback.

Hobbs introduced himself to Raider Nation in Allegiant Stadium in the first quarter of the first preseason game against the Seattle Seahawks with a sack heard around Las Vegas on Geno Smith.

"I was locked in listening for the call. They said the call, they said the blitz, and I said, 'OK, that's me, I'm going.' ... I was looking inside, I'm timing it up. I didn't want to go early because they would've known I was coming," Hobbs said. "I'm not going to move until I know, I'm going to time this up for when he's about to snap it. I was waiting on his cadence, he started going through his cadence and none of the linemen saw me. None of the lineman pointed me out and I was like, 'Oh, s--t.'

"The ball snapped. As soon as it snapped, I just took off. I just saw my target, he was a target. He was just a thing, and I had to go get that thing. I was trying to get the ball out though."

The play from Hobbs took the fans at Allegiant Stadium, and even some of his new teammates, by surprise. One person that wasn't surprised was his former head coach. He saw Hobbs make plays like that on a regular basis.

"He's going to have a lot of plays like that," said Lovie Smith. "When you're a corner who can cover and you like to tackle and you get a chance to blitz ... that's what we expect him to do. I know it's easy in hindsight, but I'm going to say that's not a surprise and mean it. I have a whole lot of confidence in Nate's ability. He's going to be a good football player in this league."

Hobbs finished the preseason with six tackles, two pass deflections, a sack and an interception in the two games he played. He also earned a spot on PFF's All-Rookie preseason team with an overall grade of 90.7 — the highest graded rookie corner in the preseason.

"I'm really proud of him. I'm really excited to see what he does in his future," Gruden said after the Rams victory. "He rarely makes the same mistake twice. He loves football, eats it up and he's one of the energizers of our defense. He's walked in here and given us a lot of skills that we can utilize certainly."

Those skills will hopefully come into effect Monday night in his first-ever NFL regular season game against the Baltimore Ravens. Hobbs is in place to see a lot of action in the showdown, especially with cornerback Nevin Lawson ruled out the first two games of the season.

Coach Gruden stated a few days before the season opener that he feels "the stage isn't too big" for the rookie. Hobbs echoed his head coach's belief.

"I'm ready for the job," said Hobbs. "I just want my teammates to know — and my coaches who have trust in me with that spot — if they trust me to go out there, they ain't got nothing to worry about. I'm going to be well prepared and I'm going to bring it.

"Here's my opportunity. Things that I've prayed for. It's my opportunity, and I got to make the most out of it."

It's an opportunity he's prayed for since he was in West Louisville, and so far, Nate Hobbs has been the type to say a prayer — and then go get just what he prayed for.

## FB Alec Ingold

### NFL.COM

**Raiders Walter Payton Man of the Year nominee Alec Ingold always striving to help 'one more kid' find a home**

By Grant Gordon

December 30, 2020

Outlaws of the autumns, swashbuckling marauders of the gridiron, the Raiders are the league's bad guys by choice and design.

For Silver and Black fullback Alec Ingold, however, being the white hat among the wild bunch is a celebration of each of the endeavors in his life he's most passionate about: playing Raiders football and positively affecting his community.

"It's kinda cool. You get to put on a helmet and shoulder pads, you get to be the outlaw, you get to be a bully. You get to be with a bunch of guys that love playing football," Ingold says. "[You get to be part of] that whole aura on Sundays. And then Tuesday you can go out and help a community and see a spark in a kid's eyes. It is cool doing both of those things."

As the Las Vegas Raiders' nominee for the 2020 Walter Payton Man of the Year, Ingold has devoted his time and energy to fundraising for and serving nutritious meals to those who need them most, supporting the Special Olympics and spreading awareness about the need and importance for foster and adoptive families. He's done it all while blocking for Raiders quarterback Derek Carr and paving the way for running back Josh Jacobs' 1,000-yard season.

Among the 32 nominees, Ingold, in just his second NFL season, is the least experienced among the field. No player has ever won the award in their first three seasons, according to NFL Research, and Ingold has an opportunity to do it in Year 2.

"It means the world to me," Ingold says of the nomination. "It wasn't really on my radar. As a young guy, my second year and I was undrafted last year. So, to kinda receive that respect among the guys in your facility, in your organization, was pretty surreal."

It's all the more surreal as Ingold is the only fullback in the field of nominees and having a trying year on the field, though it's been one in which he's carried on no matter the obstacles.

Slowed by busted ribs sustained in early November, Ingold was relegated to sleeping on the couch for a few weeks. That was, for a time, where his daily routine began. Early to wake to get additional treatment, to get his body warmed up for the grind of practices, the 24-year-old hasn't missed a game. Perhaps more inspiring, though, is that it hasn't slowed Ingold off the field.

"Learning how to deal with adversity and still being able to impact a community is amazing," Ingold says.

Though the honor was unexpected for Ingold, it was an aspiration all the same.



Given annually, the Walter Payton NFL Man of the Year Award is recognized as the league's most prestigious honor and recognizes NFL players "for outstanding community service activities off the field, as well as excellence on the field."

Striving to become part of the prestigious class of honorees was something that came into view roughly a year ago when Ingold accompanied Jacobs to Miami ahead of the Super Bowl.

"I remember going to the Super Bowl with Josh, the NFL Honors show," Ingold says. "He was up for Rookie of the Year and he brought me, so [I had a chance] to kinda experience everything. It was our rookie year together. To see [2019 Walter Payton Man of the Year] Calais Campbell speak last year. You know you get a little taste of everything at the Super Bowl, right? You get the advertisement, endorsement stuff. You get the radio-side of things. And then, you get the NFL Honors show.

"When Calais talked, that was like, 'That's what I want to do. That's the impact I want to have – moving forward for the rest of my life.' After seeing all that, trying everything, to have that speech, that moment kind of be like that's what I want to do down the road, I was expecting to kinda have this long-term goal. And for that nomination to be happening this year is kind of surreal for me."

Giving of his time and efforts off the field didn't emanate from Miami, though. It's something that's been with Ingold for quite some time – all the way back to growing up in Green Bay, Wisconsin.

Always quick to point out and appreciate the efforts of a support staff that includes his marketing and community relations teams, it's always begun with his parents – mother Chris and father Pat.

"I think it really starts with my parents. Being adopted, understanding how important that support system was for me, how I was raised," Ingold says. "My parents mean the world to me and the way they raised me growing up, I always knew it was about helping the person next to you. Whether that's on the football field being accountable, being a good teammate or in the community, having a platform to give back. It really starts with them. That whole adoption thing is huge for me. I feel like that gives me a sense of, 'I'm on this planet to do something.' There's that divine intervention of 'I'm here for a reason.' I'm gonna do everything I can to impact the people around me because that's what my parents did for me. They gave me the best opportunity possible to live out my dreams. That's kind of where I got that from and that's where the support toward Raise the Future AdoptUSKids, the national spokesperson-type thing kind of parlays into that."

Ahead of Election Day, Ingold was active in a "Get Out and Vote" campaign and he offered his support to Special Olympics competitors from Nevada and California by way of a "Virtual Fall Sports & Fitness" workout. In Las Vegas, Ingold aided the Three-Square Food Bank's Coronavirus Emergency Food Fund in providing 31,000 healthy meals for kids, veterans and furloughed workers and he also served meals to first- and second-graders at Jack Dailey Elementary. But it's adoption and AdoptUSKids that beckons him above all and what he's chosen as the charity that will receive an NFL donation in his name as a result of Ingold's MOTY nomination.

"I just hope people talk about how important adoption is," Ingold says. "It changed my life. I'm a living testimony of someone who was adopted and was given a great opportunity to live my best life because I had a great adopted family. I just hope that having those conversations helps one more family, helps one more kid find that home."

Able to find a home long ago, Ingold's now aiming to do the same for others.

Ingold is now a Las Vegas fullback, but was once a Green Bay kid who was able to listen to Packers such as Ahman Green, William Henderson, Randall Cobb, Brett Favre and Aaron Rodgers speak and give back to their community.

"I was that wide-eyed kid," Ingold says. "That meant the world to me, just seeing them.

"Those people kind of shaped my life growing up. And I know that's kind of the impact people can have in the NFL, just by smiling, by shaking someone's hand, by having conversation."

Among the Silver and Black's storied brutes and bandits, a once-wide-eyed kid has emerged as one of the NFL's 32 best men.

## **THE ATHLETIC**

### **Adopted as a child, Raiders' Alec Ingold wants to help unite other families**

By Tashan Reed

July 20, 2020

For Raiders fullback Alec Ingold, there was no mystery as a child to the fact that he was adopted. He's biracial, Black and White, while his mom, Chris, dad, Pat, and sister, Sydnie, are White.

"Growing up that way, it was never a big secret or anything," Ingold said. "I was pretty comfortable with it by a very young age. I love my parents. It's mom and dad and it's nothing different, but at the same time, I always knew I looked different than the rest of my family. I never really had identity issues with that, but it was always there."

Regardless, there were some tough moments. It would hit him late at night while he was alone in bed that he didn't have a relationship with anyone whom he was related to by blood. He didn't have the same biological connection that all his friends and most others enjoyed.

Ingold eventually adjusted, which was made easier because of how he was raised in Green Bay, Wis. He never had an issue in the community related to his race and his parents emphasized the importance of knowing who he is as a human being before he even considered his skin color. He also forged a strong relationship with Sydnie and had an expansive network of friends that welcomed him.

Green Bay also sparked his love for football. His Sundays were built around two things: church and the Packers. The players were his superheroes and drove him to pursue the career he has today.

"It was about as picture perfect as you could imagine," Ingold said. "I just realized how fortunate I was to be placed in that family that was going to love me so much unconditionally and support me through everything I've been through."

Ingold, 24, has spoken to his parents and sister through text messages, phone calls and FaceTime calls multiple times a week since relocating to Las Vegas in mid-March. While he doesn't know his biological father, he's had contact with his biological mother. The Ingolds are tight-knit and genuinely love and care about one another. That sustained bond was the driving force behind his decision to partner with AdoptUSKids on July 14.

"I know for a fact that there's kids out there going through the same things I'm going through," Ingold said. "Whether they were adopted early or have recently been adopted, you have that self-realization that can be a little bit of a struggle sometimes."

AdoptUSKids is a nonprofit national project that works to help children and teenagers in foster care get adopted by "safe, loving, permanent" families. It simultaneously educates families about foster care and adoption while providing child welfare professionals with information and support.

Additionally, it maintains the lone federally funded photo listing service used to connect waiting children with families in the country.

Through his partnership with the project, Ingold has become a part of its mission to raise public awareness about the need for foster and adoptive families and assists states, territories and tribes in recruiting, engaging, developing and supporting foster and adoptive families.

In the wake of the COVID-19 pandemic and the ongoing social justice movement surrounding the recent deaths of Black people at the hands of law enforcement, Ingold felt moved to use his platform. That's when he came upon AdoptUSKids, which he hopes others will use to do the same.

"I'm just hoping to speak to both sides: The kids that are in foster care right now and the kids that have been adopted, but also the prospective families," Ingold said. "That support system and that communication, everyone's life can improve from that. I just hope I can be an example for some kids going through tough times and help them understand that you can reach out and trust family members that aren't blood related. They can be your best friends. They can be more than you can even imagine."

"My family means the world to me. There's a lot of kids out there right now searching for that. Hopefully, being an NFL football player and opening up in that light will be able to show them that there's really so many opportunities and blessings that come with being a part of a family like that."

Ingold, who graduated from Wisconsin in 2019 with a personal finance degree, doubled down on his good deed by speaking to a group of Las Vegas high school students through the UNLV Young Executive Scholars Hospitality & Tourism Program, a four-week summer program targeting under-resourced youth in the Clark County School District. Ingold talked about his life and journey and stressed the importance of financial literacy.

"I'm trying to speak to as many kids that'll listen to try and give them some insight on what I've learned throughout my life," Ingold said. "Las Vegas is a community that's definitely going to be one and the same with the Raiders. Me and a lot of other teammates are trying to speak to the community about topics that are near and dear to our hearts so that we can create this relationship."

Ingold has also remained active physically, whether it's running in random parks or participating in the Raiders' unofficial 30-player workouts in Las Vegas. It's not convenient, but it's nothing compared to the adversity that he experienced early in life. He wants to be consistently accountable and reliable in his second season, so he's got to keep putting the work in. Dozens of other Raiders players have followed suit.

"I'm proud of working hard when things are tough," Ingold said. "A lot of guys that have moved out here, we've kind of found our rhythm and what it takes to work together. It's definitely bringing us together on the team, no doubt, with the move and the pandemic and an unknown season."

Ingold's involvement in the community in the meantime isn't a front. His desire to help others stems from how Chris and Pat helped him as a child.

"I've been blessed with the decisions people made to step out of their comfort zone and make that adoption decision from my biological parents to my (adoptive) parents," Ingold said. "There's so much in this world that we can offer one another. Any difficulties or adversity that I've been through, I'm going to try and share it with others so that they can get through their own adversities. If it's relatable, great. If they can take one thing away from whenever I'm speaking, awesome. But at the end of the day, it's just opening my heart up and letting people do what they need with it.

"Hopefully, we can all be better because of it."

## RB Josh Jacobs

### ESPN.COM

#### **Josh Jacobs is the Las Vegas Raiders' 'angry runner,' on his way to NFL superstardom**

By David Fleming

September 21, 2020

THE CENTERPIECE OF the Las Vegas Raiders' Allegiant Stadium is the 95-foot Al Davis Memorial Torch. Built out of carbon fiber and aluminum and billed as the largest 3D-printed object in the world, the urinal-shaped cauldron doesn't feature an actual flame. Encircled by a bar, like all serious monuments, it instead blows a mixture of hot air and lasers to simulate flames in front of the \$1.9 billion stadium's lanai-style peep show doors that open to expose the Strip. The rest of the building is adorned with a similar kind of classic Vegas casino-style art meant to assimilate the Raiders into the culture of their new hometown. The works include an Area 51 alien sporting Raiders merch and one particularly riveting piece featuring Baby Carlos of "The Hangover" sporting a Raiders beanie. There's a mural of Raiders greats and a series of ayahuasca-fever-dream-inspired murals by local artist Michael Godard that reimagine Marilyn Monroe as a Raiderette, Wayne Newton as a Silver and Black quarterback and Elvis Presley as a Raiders running back.

And just in case there's any question as to just how impossibly high the expectations are for the Raiders' inaugural season in Vegas, one of the few other locals deemed worthy of a King-sized portrait inside Allegiant is Raiders running back Josh Jacobs, whose picture towers above what seems like a mile of white marble near the corner suites on the 200 level of the stadium. "Very surreal and humbling," Jacobs says about his portrait. Taken 24th overall out of Alabama in last year's draft, Jacobs set the franchise record for rookie rushing yards (1,150) and led the NFL in missed tackles (70), all while playing most of the season with a broken shoulder. Now the writing is quite literally on the wall for him and the 2020 Raiders.

In a Week 1 win against Carolina, Jacobs responded to the expectations by scoring three touchdowns and breaking 10 more tackles on his way to 139 all-purpose yards. It was a performance so explosive and dominant, yet somehow so effortless and smooth, that it drew comparisons to yet another GOAT. "That was a little bit like Walter Payton used to play," says coach Jon Gruden. "Josh is special. He deserves some national attention, and I hope you give it to him."

Jacobs is one of the most compelling success stories in the NFL and, pound for pound, one of the game's most physical young runners, and Gruden and the Raiders are now counting on him to develop into the kind of dynamic all-around talent worthy of becoming the national face of the franchise, or, in Vegas vernacular, the town's first Chairman of the Scoreboard. "Josh is going to be a superstar," says Raiders fullback Alec Ingold. "There's a really, really unique opportunity that none of us will probably ever get in our lifetimes again of setting the foundation and the identity for what the first Las Vegas Raiders teams will be. And in a lot of ways, that's the responsibility Josh has taken on. He really makes this offense run, and he sets the tone for what this franchise is going to be in our new home." Even with the questionable decor choices, the Raiders' new home base, which makes its debut on Monday Night Football against the New Orleans Saints (8:15 p.m. ET on ESPN), is nothing short of spectacular.

The expansive locker room, featuring long club-style ceiling lights crisscrossing above the center of the room, feels like something befitting of Marshmello, not Maxx Crosby -- although there are already nine other clubs inside the stadium, including one so close to the north end zone that Gruden could easily signal its bouncers to break up any potential Hail Marys. "This is our field of dreams," says owner Mark Davis. "This is our house."

For Jacobs, though, it was only the second-best dream house reveal of the offseason. In January, he bought his father, Marty, a house in Oklahoma, creating a fairy-tale ending to a well-documented journey that began 10 years ago on the streets of north Tulsa inside the family's red Chevy Suburban. When Josh was in middle school, he and his four siblings and Marty were homeless for several weeks. After their parents' divorce, Josh and his siblings initially stayed with their mother, Lachelle. Josh says they argued frequently, however, especially over what he says was Lachelle's misuse of child support money. Eventually Marty was granted custody of his kids, just as he found himself between apartments and jobs. It's an all-too-common scenario experienced by many of the nearly 60,000 families in the U.S. that are homeless on any given night, especially during the COVID-19 pandemic.

The Jacobses crashed with friends and in motels as long as they could until they were forced to sleep in the Suburban in a section of town where Josh had been shot at as a teenager. "I wouldn't change how I grew up for nothing because it made me who I am today," Jacobs says. "Nobody can tell me that something isn't possible, and I've got so many other dreams I want to achieve, starting with a championship, so I'm still grinding in every aspect of life."

To this day, Jacobs vividly recalls -- in a way that suggests the experience is never far from his thoughts -- that his father would often go without food, waving it away and pretending not to be hungry, so his children would have fuller bellies. Marty would often go without sleep as well, standing guard in the front seat with a gun resting in his lap, his eyes bloodshot from exhaustion and stress. Ten years later, after the surprise gift from Josh, when Marty's eyes were watering again, this time he was leaning against the black-and-gray granite countertops inside his immaculate new kitchen as giggles from grandchildren echoed throughout his spacious new home.

Standing next to him, and close to tears as well, was a former homeless teenager turned NFL running back who has now christened new homes for both his father and his franchise. "The kids that warm your heart as a coach are the ones who were not given anything and had to earn everything," says former Alabama offensive coordinator Mike Locksley, now the head coach at Maryland. "I saw Josh, going from homeless to buying his dad a house, and it's especially heartwarming when the reason you got into this business is to change people's lives with this brown football."

To help his kids process their emotions throughout their childhood, Marty encouraged them to express their feelings through poetry and art. Josh responded by drawing a picture of his dad valiantly fighting off a series of monsters. To this day, Josh attacks most carries on the football field in the same fashion: as an opportunity to slay some monsters, or at least run them over. Throughout his career, despite his relatively small stature (5-foot-10, 212 pounds), Jacobs has left in his wake a breathtakingly violent, "Jackass"-esque compilation of cartoonishly destroyed would-be tacklers. Just ask the Panthers.

Against Carolina, an astonishing 87% of Jacobs' 93 yards rushing came after contact. "There's no doubt he is an angry runner," says Locksley, who now coaches Josh's younger brother, Isaiah. "It's a chip on his shoulder, angry at the world, here I am a kid that spent time being homeless, not heavily recruited out of high school, then, at Bama, not being the focal point of the offense. Every time he touches the ball, he runs as if he may not get the ball again."

In 2015, as an unknown Wildcat quarterback at McLain High School in Tulsa, Jacobs was putting up truly unbelievable numbers. His stats were so off-the-charts ridiculous, in fact, that a skeptical reporter called McLain's athletic director and accused football coach Jarvis Payne of padding Jacobs' stats. It's a frequently recurring accusation in Jacobs' life. "The more you get to know him," Ingold says, "the more he does seem too good to be true almost." Jacobs' high school stats had to be doctored. How could a no-star, injury-prone kid suddenly average 300 rushing yards a game?

"Well, come to our next game and see for yourself," Payne growled into the phone. Just before kickoff against Cascia Hall Prep, Payne went to Jacobs' locker and dropped the details of the phone call. "After that I felt kind of sorry for that team," Payne says. "Josh took everything out on them."

The stats in question were, in fact, way off. Instead of a measly 300 yards, Jacobs ended up with 455 on 22 carries. And it would have been north of 600 if several big runs hadn't been called back. After a breathtaking display of speed, power, elusiveness and, well, controlled rage, on Jacobs' sixth and final TD, a clear path to the end zone emerged. Instead, and in what would become his signature move as a running back, Jacobs lowered his shoulder and bulldozed a defensive back who was left straddling the goal line like a Dali timepiece. "Poor kid," Payne says. "Josh could have easily sidestepped him and walked into the end zone, but he chose to run him directly over. I've seen a lot of talented kids, but that level of anger and tenacity? Very few are built like that. Josh needed to prove a point to the world. And that kid was in his way."

Several weeks later, when former Alabama and current New York Giants assistant coach Burton Burns sat down to watch McLain's highly ranked basketball team's practice, Jacobs took the ball end to end, effortlessly gliding around defenders before finishing with so much power to the basket that his forearm ended up above the rim. Burns got up and sprinted to his car like he was about to get towed, and after a frantic call to Nick Saban, Jacobs was bound for Tuscaloosa. "I see it in him, that extra hunger, that inner spark and inner sense of drive that is not typical unless you've been in those shoes," says Arash Ghafoori, the executive director at the Nevada Partnership for Homeless Youth, which runs a drop-in center just a few miles from Allegiant Stadium. "I see it over and over: The experience of being homeless doesn't beat these kids; they beat the experience, and then that resiliency becomes part of their DNA."

After splitting time in Saban's talent-rich backfield, Jacobs burst onto the scene during Bama's 2018 run to the title game. When an Auburn cornerback attempted to tackle Jacobs in the open field, the defender eventually came to rest on his head, with the rest of his body facing the wrong way, a full 7 yards downfield. A few weeks later in the national semifinal, Jacobs road-graded an Oklahoma safety on his way to pay dirt. Jacobs' personal favorite came next, in the title game, when he pancaked a 280-pound Clemson defensive end, then flexed over his massive, prostrate body. "He was a lot bigger than me, so I was supposed to lose that battle," Jacobs says. "So I put him in the ground and then, yeah, I flexed on him. Honestly, yeah, it feels good."

Jacobs' signature as a runner (and blocker) is the way he is somehow able to crystallize his physical gifts and the residual anger, fear and intense drive (along with even the tiniest perceived slight from an opponent, à la Michael Jordan) into a force that, when transferred into the body of would-be tacklers, often leaves them several yards downfield looking as if they've just been ejected from a mechanical bull.

Last season, in a Week 7 matchup at Lambeau Field, Packers safety Adrian Amos stepped in front of Jacobs at the 22. Amos, who made the unforgivable mistake of getting too much attention for being one of the highest-paid safeties in the game, returned to earth somewhere around the 26. For starters, Jacobs believes in the age-old runner's argument that operating at anything less than full speed is far more dangerous. "That's when injuries happen," he says, "when you're going through the motions." And he insists he could have easily made Amos miss -- if he'd wanted to. But Jacobs' uber-violence is more about inspiring his teammates and dictating the chess game in the trenches. After he runs over a tackler or two, the entire Raiders offense operates on a different plane, while the defenders, obsessed with delivering a huge payback blow, are overextended and off balance. "Then I'm gonna juke 'em and make them look stupid," Jacobs says. "So it's all a mind game."

Two plays later, in fact, Jacobs reeled off a 42-yard run to set up the Raiders' first score. But the damage had been done. This wasn't Cascia Hall Prep. The showdown with Amos had left Jacobs with a fractured right shoulder. "It hurt," Jacobs confesses. "But that's football." In a feat that seems nearly superhuman given the pain involved and the relentless pounding delivered to a running back's shoulder, Jacobs valiantly continued to play -- and play well -- for the next five weeks. Although pain-killing injections deserve some of the credit, playing through the injury earned Jacobs the kind of universal locker room respect and stature that usually takes younger players years to acquire. "That's another weight that Josh has to carry is that he's the focal point of this offense and also this team's identity," Ingold says. "So when you say he runs with all that anger and he runs people over even when he doesn't have to, it's not just Josh, it's the Raiders. He has to set the standard for the rest of us."

Over time, though, Jacobs' shoulder deteriorated to the point that he missed three of Oakland's final four games, and the Raiders faded from playoff contention, finishing 7-9. It was the franchise's 15th non-winning season in the past 16 years. When the doctors finally forced him to sit out, Jacobs was sobbing so hard his entire body was shaking inside his locker. He felt lost again, unmoored. His calling card as a runner had become his kryptonite. And with his life off the field near perfect, moving forward he would have to learn to run with purpose instead of anger.

As crazy as it sounds for someone who dealt with homelessness as a child, the toughest challenge of Jacobs' life was still ahead of him: adapting and surviving in a league in which most running backs are battered and broken and discarded before they hit 30. (Case in point: Leonard Fournette, the No. 4 pick in the 2017 draft, was cut in camp by the hapless Jaguars before signing with Tampa Bay.)

Sometimes, Jacobs learned, the actual work begins after all your dreams come true. "I'm gonna be one of those guys who walks away with my body intact," Jacobs insists. "I'm not gonna be one of those guys who plays until he's 35 and all of that. I plan on leaving on my terms. And my running style? Not only does that come from my life, it comes from people trying to confine me and put me in some kind of box, like 'You're this kind of runner, you're that type of runner.'"

Jacobs' shoulder injury opened the door for Cardinals quarterback Kyler Murray to win 2019 Rookie of the Year honors. Jacobs, who finished third in the NFL with 88.5 yards per game, would award himself only a B for his rookie season. Rather than bask in his success and the realization of a lifelong dream of buying his dad a house, after the season Jacobs went to Gruden and, instead of a pat on the back, asked for a shove.

Chucky was, of course, more than happy to oblige.

"He's got to stay healthy," Gruden says. "We need our feature back down the stretch. We were in a playoff stretch last year and didn't have him. He's got to stay wire-to-wire healthy, and we have to get more out of him in the passing game, more on the field on third downs. He had a great year last year, and we expect more from him this year."



Gruden's message seems to have gotten through -- a little. On the fourth day of camp, Jacobs caught a pass in the flat and began to lower his shoulder preparing to steamroll then-teammate Damarious Randall, only to pull up at the last second to smartly avoid a collision. It was a sign, however small, that Jacobs has begun to manage those cravings for contact and run with focus instead of fury. Of course, after the play, Jacobs barked, "Boom! I just retired you" just to remind everyone that the détente was a temporary courtesy, and only for teammates.

To further reduce Jacobs' wear and tear and increase his production -- as well as his Q-rating -- Gruden plans to get him much more involved in the passing game. The goal is to increase his 20 catches in 2019 to 60 this season. His four catches in the opener put him on pace for 64. If he stays on that pace and gains another 1,000 yards on the ground, that combo would put Jacobs in rare company, alongside versatile All-Pro-level backs such as Christian McCaffrey and Ezekiel Elliott.

It's a skill set Jacobs has been developing for years. Back in Tulsa, before his senior season at McLain, when Payne realized Jacobs had a better arm than any of his quarterbacks, the coach (and robotics teacher) recircuited his entire offense and moved Jacobs to Wildcat quarterback. The improvement was instant. "And ridiculous," Payne says. "Like watching a human highlight film." For good measure, Jacobs also started at safety and even found time to contribute on special teams and pitch in with some game strategy consulting.

In 2015, in a late-season game with playoff implications, McLain had the ball at the 30 with the score tied and time about to run out. McLain hadn't kicked a field goal all season, so Payne had already begun making plans for overtime when, instead of taking a knee, his quarterback called timeout and trotted to the sideline. "Hey, Coach, let's kick it," Jacobs said. "I've been watching our kicker and working with him -- he can make it." Payne huddled the team together and drew up a makeshift field goal formation using Jacobs as a decoy. Thinking it had to be a trick play, the defense didn't bother to rush the kicker. "He lines up, takes his time and kicks the most perfect 30-yard field goal you will ever see in your life," Payne says. "Josh brings out the best in everyone, even the kickers, even the coaches."

At Bama, to get Jacobs more opportunities while sharing time on a roster loaded with future NFL playmakers, Locksley used him as a back, as a slot receiver, on pass protection, on special teams and even at quarterback. "And he was good at everything," the coach says. "As an offensive coordinator, he's just one of those rare chess pieces. I call him Swiss Army Knife because he's just so multifaceted."

It's a trait that applies to Jacobs' entire life. Wanting to expand his interests off the field, this summer Jacobs met with several businessmen and entrepreneurs who, he says, always had the same response: "Are you sure you're only 22?" Teammates swear he can hit 15 3-pointers in a row on a basketball court. On his first carry in camp, after nearly falling on his face, Jacobs put one hand on the ground, caught his balance and blew through the Raiders' defense. "We all just looked at each other like, 'Oh my god,'" Ingold says. "The first time you see his kind of power and acceleration, it's like watching a new Ferrari leave the shop."

A few days later, when Raiders back Jalen Richard visited Jacobs' home outside of Vegas, Jacobs was playing piano and preparing chicken and shrimp fried rice from scratch. "So what can't you do?" Richard said with a laugh.

Before the Raiders had even completed their move to Vegas, Jacobs had already worked with the Nevada governor and attorney general to produce child ID kits to prevent human trafficking in a region with the country's highest rates of youth homelessness. Just before the 2019 draft, when it looked as if Jacobs was headed to Las Vegas, a die-hard Raiders fan and volunteer at the Nevada Partnership for Homeless Youth emailed Ghafoori, the NPHY director. The Raiders are going to have someone on their team who could have literally been one of your kids at NPHY, the email said. "I looked Josh up and read his story and I got goose bumps," Ghafoori says. "The Raiders have their own unique history in terms of having multiple homes. ... The Raiders could make a huge impact in Nevada, and Josh could be our biggest game-changer."

Ultimately it will be up to Gruden whether Jacobs has a similar impact on the Raiders franchise. When it comes to incorporating running backs into the passing game, many NFL schemes still operate like nickel slots at the Flamingo: low risk, low reward. Even in today's pass-happy NFL, contributing in the passing game for running backs mostly means serving as a safety valve checkdown for quarterbacks. (The Giants are constantly neutralizing Saquon Barkley this way.)

Dumping the ball off on simple flare-outs, rub routes and shallow crosses to a dynamic talent like Jacobs is essentially a gift to defenses, reducing his power and impact by forcing him to move horizontally and allowing the sideline to become a 12th defender instead of attacking defenses vertically and capitalizing on the constant mismatches Jacobs' skill set creates.

Instead, the model for the Raiders should be McCaffery, who, like Jacobs, played multiple positions in high school and lined up 100 times as a slot receiver during his rookie season. That dual threat, in turn, prevents defenses from loading up the box to stop the run. In the opener, Jacobs and McCaffery led their teams with 139 and 135 yards from scrimmage, respectively. (Don't be surprised, by the way, if Gruden also uses Jacobs under center. "I'm not gonna sit here and tell you he's Jim Plunkett," Locksley says, "but Josh is definitely skilled enough to throw the ball.")

So it's a hopeful sign that when asked about his offseason training focus, Jacobs sounds more like a receiver geek than a running back. Former NFL running back and current Raiders wide receivers coach Edgar Bennett constantly fed Jacobs film cut-ups on the art of receiving. One day Jacobs would watch film on disciplined route stems to prevent telegraphing his routes, the next he'd study release techniques for press coverage or how to read body language and create leverage to attack defensive backs downfield. Jacobs even dove into "stacking" -- an advanced technique to manipulate defensive backs in the deep passing game.

If there was any doubt Jacobs had truly upgraded his route-running and receiving game, it ended in Carolina when he vaporized linebacker Shaq Thompson with a surgical cut up the seam for a 29-yard catch. It was one of a dozen highlights in an all-around performance that Jacobs says is just a glimpse of what he plans to unveil in 2020. "In college and high school, I played everything, so it's just about getting back to that," Jacobs says. "I don't want to be known as just a good runner. I'm more than that. I didn't do enough last year, and I left a lot of yards on the table. This year is going to be different for me. I'm going to become a complete player and take my game to the next level."

Tonight, with the national spotlight focused on Allegiant Stadium, the 2020 Raiders and their franchise back, as the previous King of Vegas once said: It's now or never.

## C Andre James

### THE ATHLETIC

**'I feel like I've grown a lot': Andre James is settling in to his role as the Raiders' starting center**

By Tashan Reed

November 30, 2021

When he got the news, Andre James was disappointed. The Raiders had just agreed to trade Rodney Hudson to the Cardinals for draft compensation, and James' response was sadness. The transaction meant James would have the opportunity to take over as the starting center, but that's not where his mind went.

After a four-year career as an offensive tackle at UCLA, the Raiders signed James as an undrafted free agent in 2019 to play center. James had never snapped a ball in his life, but offensive line coach Tom Cable made the decision after he arrived for rookie minicamp. "You're a center. That's all you know; don't even think about anything else," Cable told James. That meant many hours of working with Cable and then-assistant offensive line coach Lemuel Jeanpierre, but it also meant many hours of refining his craft with Hudson.

"He really took me under his wing when I first got there," James said in a recent phone interview. "He was like, 'I'll show you the ropes.'"

Hudson was — and still is — one of the best players at his position, but he took the time to help groom James throughout his first two NFL seasons. James only played center in a couple of regular-season contests during that time, but the lessons and advice Hudson instilled played a major role in his development. In a way, Hudson contributed to the Raiders deciding to make James his successor. James had mixed emotions about it.

"I really love that dude," James said. "Man, I don't think I'd be where I am now if it wasn't for him."

Soon after, though, excitement would set in. James wasn't just finally getting his chance, but the Raiders were also committing to him. Five days after trading Hudson in March, the Raiders signed James to a three-year, \$12.5 million contract extension. James had made about \$1.2 million up to that point, but this was life-changing money for him and his family.

"Man, it was super emotional, bro," James said with a sigh. "I can't even really explain it, bro. Just after all the doubt and all the outside noise from people. ... They wanted to say, 'Oh, you're not good enough. You're not going to be able to make it.' I'm just trying to keep proving them wrong, bro. That's all it is. When people say you can't do nothing, I just try to use it as motivation, you know what I mean? From going undrafted and then having to switch to a whole different position, it's just one thing after another and just trying to stay focused and stay the course. That's pretty much been my whole motto: Just stay the course, put your head down and just keep working."

That mentality is why James didn't get shook when he had a rough start to his first season as a starter. And, while the Raiders season has been up and down, he's trended up as the season has gone on and hit a groove after the bye week. James' persistence, determination and perseverance have been developed over time, and they don't just stem from his football career.

“Football and life have a lot of similarities. Shit’s not always gonna go right,” James said. “And I think it’s all about how you respond to it. That’s what truly makes you who you are as a person and as a man.”

Andre was always doing something. He played football, baseball, rugby and threw shot put and discus in track and field. He was an avid snowboarder and enjoyed exploring the outdoors. He picked up an affinity for grilling after constantly watching his father, Marcus James, make their regular meal of BBQ chicken, rice and broccoli. His hometown of Herriman, Utah, is a small city in southern Utah that was incorporated just two years after he was born, but the eldest child of three had no complaints. “I loved it,” James said, “It was all I knew.”

Marcus and Angela James met and started dating as 15-year-old high schoolers and got a place together one month after graduating in Utah. They moved to California when Marcus started playing lower-level college football and then they got pregnant with Andre, which brought them back to Utah. They briefly returned to California before settling back in Herriman, having Andre’s younger sister, Jacey, and younger brother, Elijah, and getting married.

Marcus was responsible for Andre taking to football. Once he finished playing, he introduced his son to the game. They watched games every Saturday and Sunday, went over the fundamentals of the game and trained together. As Andre got older, Marcus stressed the importance of eating right. Pastries became protein shakes and days off turned into lifting sessions at the gym. Andre’s routine boiled down to school, practice, games and workouts.

“I think the whole reason I was able to make it as far as I am today is because of him,” Andre said. “And I fucking hated it at the time, but the work that he made me do when I was younger definitely helped pay off for where I’m at now.”

Andre enrolled at Herriman High in 2011, which was just one year after the public school had been established. Naturally, the football program hadn’t had the time to produce any recruits, let alone blue-chip prospects. During his four years there, however, Andre evolved into a four-star recruit who was considered a top-250 player in the 2015 recruiting class according to the 247Sports Composite. He received dozens of offers, including scholarships from Power 5 institutions such as Ohio State, UCLA, USC, Oregon, Oklahoma and Miami.

While Andre’s profile grew, Marcus and Angela helped him craft emails to send to college coaches, took him on road trips for visits and camps and communicated with a laundry list of coaches and recruiting staffers, but they were hands-off when it came to his decision. As parents, they preferred for him to stay nearby, but they wanted him to go wherever would be best for his growth and development both as an athlete and a young man.

“His dad and I really didn’t get a lot of the college experience just being young parents,” Angela said in a phone interview. “That’s what we really wanted for him: Get your education, have fun, enjoy life, don’t settle down too early, go and fulfill your dreams.”

They supported Andre’s choice to sign with UCLA and enroll in 2015, but it was a difficult adjustment for him, nonetheless. He was out of his comfort zone. He had to learn to juggle the rigors of being a college athlete, going to school and trying to carve out a social life on the fly. He was also humbled from a football perspective as he was redshirted his freshman year.

"I kind of fell into the trap of the three-star, four-star, five-star; I thought that was so cool when I was in high school," James said. "But when I got there, I learned really quick it didn't really mean shit."

James was able to lean on his coaches and teammates, but he didn't have his family or childhood friends around. There were days he wanted to leave. Ultimately, he navigated the struggles by coming back to what had always gotten him by: Stay the course, put your head down and keep working.

Marcus and Angela didn't care that Andre didn't play as a freshman and was coming off the bench to start his second year. Money was tight, so flights were out of the question, but they drove to every UCLA home game. They'd leave after work on Friday nights, stop in Barstow, Calif., for the night and finish the drive before the games on Saturdays. After the games, they'd take Andre to dinner before returning home.

"It was amazing," Angela said. "We were so proud of him."

Ironically, James' first starting action came six games into his redshirt freshman season when he replaced current Raiders teammate Kolton Miller due to an injury. He wouldn't see the bench again during his college career. Everything seemed to be going well: James had acclimated to being away from home, was doing well in school, maintained a relationship with longtime girlfriend Mikaela Thomas, had friends, saw his family regularly and was performing well as a starter.

But during training camp entering Andre's redshirt sophomore season, Angela had to tell her son something difficult to hear. She called then-UCLA coach Jim Mora ahead of time.

"Please, while I tell Andre this, he cannot be by himself," Angela told Mora. "He can't be by himself."

Marcus had been diagnosed with testicular cancer. It had already spread throughout most of his body by the time doctors discovered it. They projected that he had just a couple of months left to live.

"We had to tell him while he was there that his dad had cancer," an emotional Angela said. "And it was a really hard thing to do."

It was a lot for Andre to process all at once. What kind of cancer was it? How far had it spread? How serious is it? Will his dad be OK? Angela fielded her son's questions, and while she didn't answer them all at once, she and Marcus eventually told him the full scope of the situation. Andre was rocked, but he didn't leave UCLA. He relied on his coaches and teammates and did the only thing he knew how to: keep working.

"He stayed strong for the family," Angela said. "And his dad wanted him to be there and keep fighting."

Andre finished camp and started games once the season began. He talked to Marcus daily and saw him whenever his family made trips up for games or during breaks from school. Although his dad was now combating cancer, he was still the same man.

"He was a tough dude," Andre said. "One of things he emphasized was just positivity and how you respond to things. You can look at it glass half empty or half full, and that's how he was his whole time he had cancer. He was just always positive and always had a smile on his face."

When the season ended that December, Marcus was still fighting. He'd outlasted the doctors' timeline.

In fact, when Andre was preparing for his redshirt junior season over a year later, he still had his father. UCLA played Cal in its sixth game of the season on Oct. 13, 2018, and Andre planned to go home to Utah to surprise Marcus as he celebrated his 41st birthday on Oct. 15. Marcus' parents planned to visit, too, so most of his immediate family was in town. Almost as soon as they arrived, his condition rapidly deteriorated. Marcus died on his birthday surrounded by his wife, three children and parents.

"It was super hard on the family; I was lucky enough to be back home at the time," Andre said. "So, even with how shitty of a situation it was, it was just kind of like a, 'What are the odds?' kind of moment that we have our whole family here and his passing came at a time where we were all together in one place. ... We were actually very fortunate. And that's how I still look at it."

Andre stayed home the next couple of days to spend time with his family and grieve. UCLA was set to play Arizona at home on Oct. 20, though, and he wasn't going to miss it. At the time, it wasn't for himself, UCLA or its supporters; it was for his father.

"I was like, 'I gotta go do this for him,'" Andre said. "I went and played that game for him. I dedicated that whole game and the rest of that year to him. I think that's what he would've wanted: for me to keep pushing and keep working hard."

Andre didn't miss a game that season.

"I know Marcus is so proud of him for pushing and keeping his goals in front of him and being the man of the family and being such a strong support system for his brother and sister," Angela said. "He's been amazing through it all."

Once the season was over, Andre declared for the 2019 NFL Draft. He still had a year of eligibility left, but he felt it was time for him to take over as the provider for his family in the absence of Marcus.

"My whole mindset was like, 'Man, I just want to take care of my family,' you know what I mean?" Andre said. "I decided to forego it and just never looked back."

James had played tackle all throughout his high school and college careers, but he figured he'd likely get moved to guard at the next level. In an effort to improve his draft stock, he spent his offseason working on refining his technique and skill set at the position. But when the draft came in April, his name went uncalled.

"I wasn't exactly expecting that," James said. "I was like, 'Man, where am I going to go?'"

James' agent, Jeremy Newberry, was a former player who spent a year with the Raiders in 2007. He was coached by Cable, who was in his first stint as the Raiders offensive line coach. The two remained close, so Newberry reached out to his former coach about James. Cable was high on him and it was an added bonus that he'd be reunited with Miller, his former college teammate, so James was onboard. His decision to declare hadn't come with any guarantees. He was viewed as a late-round pick at best by many, which ended up being accurate, but there was concern whether he'd be able to land with a team at all. It took a stressful week after the draft, but he was officially in the NFL.

"Everybody was telling him, 'What if you don't get picked up?'" Angela said. "His dad was definitely watching down and blessing him, for sure. And Andre has been so strong throughout the whole thing for his brother and sister and I. He's pushed us and has taken that family-man role of supporting everything."

James signed the day before rookie minicamp began that May. From there, he jumped into learning his new position at center. There were some similarities between center and tackle from a footwork standpoint, but everything else was new. Mentally, he had to learn to act as the quarterback of the offensive line. He had to know how to identify the middle linebacker, pick up blitzes, make calls for the rest of the line and understand how the entire defense works. Physically, he had to both get stronger to deal with massive interior defensive linemen and quicker to react to the faster pace. And, of course, he had to learn how to snap.

Obviously, that's a lot, but he handled it well and made the team as a backup center behind Hudson. Hudson's role in his development was huge, but he wasn't the only one who helped. Cable, Jeanpierre, current assistant offensive line coach Cameron Clemmons, Richie Incognito, Derek Carr and others all chipped in.

"You want to play for dudes like that: Dudes who you want to go out and ball for," James said. "Dudes who you just want to go and give everything out just for them because you know they got your back and the work that they put in. I strive to be a guy like that one day where it's like, 'I don't want to let this guy down.' ... Everything I work on is because I don't want to let my teammates down."

James studied his peers intently and worked to prepare himself as if he was playing every week. He wasn't playing, but that didn't stop him from grinding in an effort to mold himself into a legitimate starting offensive lineman. Those outside of the franchise couldn't see that developmental process, but Cable did. Cable was the most prominent voice in the building when it came to signing James for a reason, and that was also the case when it came to naming him the starter. In only a couple of years, James proved the gamble he took for his family was the right call.

"It seemed unreal," Angela said. "I feel so blessed to be his mom. Because he is honestly the most humble, grounded, fearless, hard-working person I know. And nobody deserves it more than Andre. He has fought for this. He has worked his ass off for it. I couldn't be more proud."

"It's like a dream come true for our whole family."

Nothing about James' process really changed. His mental reps became physical reps in practice, but everything else remained the same.

"Andre, he has a great set of fundamentals from the footwork to hands and how he moves," Kolton Miller said during minicamp this spring. "I think a challenge could be of course for many centers is just the mentality on offense, being in sync and of course developing that relationship with DC, which is what he's doing right now. They're putting extra time off the field during this offseason. He's really doing all he can to make those big strides and I'm excited for him."

Externally, there was skepticism about whether he was ready for this because, well, nobody had seen him take an NFL snap since late in the 2019 season when he relieved Hudson in a game due to injury and started the next week. The NFL canceled the 2020 preseason due to COVID-19 and the Raiders sat him for the 2021 preseason to avoid injury, so James had gone almost two years without making a snap when he took the field in Week 1 earlier this season.

The rust showed. James had a handful of botched snaps, appeared to have timing issues snapping the ball to Carr and got pushed back consistently while blocking. After losing Incognito and Denzelle Good to injury, the offensive line as a whole was in a rough place to start the season. That led to a Week 5 shakeup where the coaching staff moved first-round pick Alex Leatherwood to right guard and promoted Brandon Parker to the starting lineup at right tackle. The overall play of the unit has leveled out since then.

"There's been a lot of changes going on on the O-line," James said. "We're all younger dudes. We're all kind of going through these new phases together. We're all kind of learning about this shit together. It's actually a little cool in a way. I love the dudes that we got on the O-line right now. It's been good, man. It's just getting the communication and how we flow together down really well. Because every player's different and then the combination fits and the communication you have with one another, it's all just about the reps you get with them. And the more reps you get, the more you yell together. That's what it's all about. I feel like we're finally starting to get this going and understand it more."

The unit has been up and down this season, but that's to be expected when you trade away three veteran starters and lose two more due to injury. Plus, it's about the long term for this unit, and the team believes it'll only continue to move in the right direction.

"I think that they keep getting better," Carr said earlier this month. "They're a good group of guys that work extremely hard with good coaches. That's not always a recipe for perfect success but it's a recipe for getting better."

That's the approach James takes. He trusts in his ability, preparation and those around him. Regardless of the results the rest of the way, that won't change.

"I feel like I've grown a lot, man," James said. "All this game is about is experience. It's not about the first game. It's not about the second game. It's always about what's next. It's a what-have-you-done-for-me-lately type of game. I'm just attacking each day and looking to get one thing better. That's all I've been trying to do is just gain experience, identify what I need to fix and figure out how I fix it. I'm excited about the future; I'm just trying to keep working hard."



## TE Darren Waller

### LAS VEGAS SUN

#### **RAIDERS TIGHT END DARREN WALLER HAS EMERGED FROM A DARK PLACE TO BECOME LAS VEGAS' FIRST NFL SUPERSTAR**

By Case Keefer

September 9, 2020

Darren Waller peeks through the rolling glass garage doors at the back end of the Raiders' Henderson headquarters between weightlifting sets to watch his teammates' training camp practice session.

Maintaining his usual straight face, the Pro Bowl tight end exudes a calm that stands in stark contrast to the panic regarding his status that's been spreading among the Raiders' fanbase. Waller isn't injured, just experiencing some minor, undisclosed "discomfort," so Las Vegas' coaching staff has given him a 10-day break from practice during a grueling stretch in August.

Waller initially didn't like the idea but came around to understanding.

"It was frustrating, because I always want to be out there working. [In] 2019, I don't think I missed a practice, and [in] 2020, I only missed a couple, so I want to be out there," Waller says after returning to practice. "But at the same time, maybe I do need to sit still a little bit, because it's a long season."

The ultra-cautious, rest-over-reps approach the Raiders have employed with the 28-year-old going into the 2021 season is hardly unprecedented in the NFL. It's usually reserved for the league's best players, a category in which Waller now undoubtedly belongs after monster years in each of his first two full seasons with the Raiders.

Waller broke out in 2019 with 90 receptions for 1,145 yards and three touchdowns, then proved he was no one-year wonder by topping those figures in the team's first year in Las Vegas. The speedy, 6-foot-6, 255-pound force became the undisputed focal point of the Raiders' offense in 2020, pulling in a franchise record 107 receptions for 1,196 yards and nine touchdowns.

The organization seems even more committed to him going into the 2021 season after allowing the team's second-leading receiver, Nelson Agholor, to walk in free agency without making any significant upgrades in that area. That's largely because the Raiders' brain trust trusts so completely in Waller.

"I've never been around a guy that is that unselfish, that talented, that versatile and that complete," Raiders coach Jon Gruden said in a news conference during training camp. "We've got to continue to build around him. We've got to get some of our young receivers to take pressure off of him. We've put some more things in our playbook. We are going to be a lot more demanding of Waller going forward." Waller ranked No. 35 in the NFL's annual player-voted Top 100 list going into this season. His coaches and teammates would surely argue that wasn't high enough, and they might have a point.

Alongside fellow standouts Travis Kelce (Kansas City) and George Kittle (San Francisco), Waller is helping to redefine the tight end position in the modern NFL. Among that trio of consensus top tight ends, Waller also stands out as the unlikeliest success story, considering where he was as recently as three years ago.

The Raiders signed Waller off of Baltimore's practice squad in late 2018 to end a rocky four-year tenure with the Ravens, who selected him in the sixth round of the 2015 NFL Draft out of Georgia Tech.

Las Vegas quarterback Derek Carr recalled thinking, "How did we get this guy?" as soon as Waller showed up.

"I remember throwing him his first route at practice. I threw it 10 feet behind him and was like, 'Oh, wow, this guy can run!'" Carr recalled at the end of last season. "From then on, it was a beautiful thing with not only on-the-field chemistry but off the field. He told me his story and what he had been through."

Waller was an addict, developing a drug habit that included opioid pills and cocaine, dating back to his days as a prep football star in suburban Atlanta. It nearly cost him his career, if not his life.

After being suspended for the entire 2017 NFL season for repeated violations of the NFL's substance abuse policy, Waller overdosed on opioids in his car. Unlike three friends he grew up playing football alongside—all of whom suffered fatal overdoses—Waller survived, checking himself into rehab shortly after the incident.

He has now been sober for more than four years and has turned his attention toward advocacy for those in similar situations. He founded the Darren Waller Foundation to help drug-addicted youths and has appeared in national opioid-crisis campaigns.

"I feel like that giving-back component really keeps me sharp, because that's the greatest feeling that I can feel—to help somebody else or to be impactful in someone else's community or sphere of influence," Waller says. "So I really want to do that and stay on top of my routine—meditating, praying, writing in my journal, still going to meetings and just doing what I've been doing to keep me built up."

"Without those things, my career doesn't sustain. I have to continue to dance with what brought me here, and that's taking care of myself internally, mentally, spiritually, emotionally. You get the best version of me on the football field when I'm doing those things."

Waller's absence from training camp was partially a result of how sharp he's looked again heading into 2021, according to Gruden. The coach says he found it almost necessary to hold Waller out in order to fully evaluate other players vying for receptions.

With his ability to create separation in passing routes and his rhythm with Carr, Waller received the lion's share of targets during the first several practices. Given his mindset, it was easier to sit him for practices than ask him to go at half-speed.

That's because, after what he's been through, Waller refuses to give less than full effort. He has risen from the lowest of depths to the highest of peaks, and he plans to extend his stay at the top.

"When I was coming out of the dark places in my life, it's like, 'Man, you've come that close to not being here anymore, you have to have a new sense of urgency,'" Waller says. "Every single day you're not promised much, so I want to take that urgency and put it into everything I do."

## THE ATHLETIC

### Raiders' Darren Waller copes with the shutdown by exploring his musical side

By Vic Tafur

May 15, 2020

The violins start in first, before the bass drops and the angry voice starts poking you in the chest. D Wall, or Darren Waller as Raiders fans and fantasy football players call him, wants to know how your paper is stacking up in his new single, "Profits."

The music video drops Friday, the second to be released off his "Wall Street" album. "SHSW" was a much more relaxing song, with a smiling Waller rapping about how he separated from the crowd, as the acronym indicates, Some How Some Way.

Most people know Waller's story of overcoming addiction, signing with the Raiders and quickly becoming one of the best tight ends in the NFL. Many don't know how serious he is about his music — he recently received his first royalty check. The \$500 was the first money he has ever earned for his passion project.

"It's going great," Waller said in a phone interview last week. "Quarantine has provided a lot of time to lock in on improving my production and making new songs."

He is working on building a studio in his new house. Waller is back in Las Vegas, having returned from Georgia week ago. He is all moved in — after spending the past season and a half at the extended-stay hotel two blocks from the Raiders' old facility in Alameda.

"I grew to appreciate the proximity to the facility," Waller said, "because I would get there early for treatment and stay late for treatment."

The Raiders' new facility in Henderson, Nev., is on schedule to be finished next month, with the team's new stadium in Vegas set to be complete in July.

"It's quiet, but I really like Vegas so far and can really see myself enjoying life here," Waller said.

Waller gets up early and logs into the team's online meetings before hitting the field at a local park and working out with teammates Derek Carrier and Foster Moreau. (The team's newest tight end, Jason Witten, is in the process of moving from Dallas.)

"It's been pretty well organized, as far as the position meetings and getting a whole team meeting online," Waller said. "It's gone a lot smoother than I thought it would — I thought there would be a lot of connections dropping and a lot more difficulties."

"There is really good communication from the coaches to the players, so we know what we should be doing to be ready when the time comes."

Waller was very excited by the addition of Witten, an 11-time Pro Bowler with the Cowboys.

"I thought it was awesome," he said. "He is a great example of longevity and doing it the right way. His technique and his mental approach to the game kept him at the top and is going to put him in the Hall of Fame, so to have him in your room and be able to learn from him is priceless."

Waller said Moreau used to mention watching film of Witten, and that prompted him to do the same last year.

"There are things that caught me off guard watching him," Waller said. "He looks fast because he is great getting off the ball right at the snap, like no one I have ever seen — he will be ahead of wide receivers. So I am watching and thinking, 'I didn't know Jason Witten was that fast,' but it's that get-off and there are a lot of small details to his game that are just incredible."

Waller can't wait to get together with Witten and the rest of his teammates.

"I think we had another great draft class and we're putting together something special on both sides of the ball," he said. "We have a lot to offer Las Vegas, a lot of energy and we also want to do big things in the community."

Waller was also excited about the schedule, much fairer than last season's, when the Raiders were away from home for seven straight weeks.

"I feel that if we can get through last year's schedule, there is nothing we can't get through," he said.

The bar is high for Waller, in particular. A receiver in college, Waller is still learning the nuances of the tight end position and last season had 90 catches for 1,145 yards at 27 years old. And that's with defenses bracketing their coverage toward him after receiver Antonio Brown was cut and Tyrell Williams was injured.

"I see a lot of room for growth," Waller said.

He can block as well and is already among the handful of most valuable tight ends in the NFL. But Waller leaves the swagger to his rap persona.

"I try not to compare and say I am better than that guy," Waller said. "Saying I am the top dog doesn't do too much for me, because things change week to week. I just need to be the best me I can possibly be. That makes my life a lot simpler.

"I save that kind of energy for the music."

After football meetings and workouts every weekday, Waller works just as hard in the evenings, coming up with new beats. In many ways it's harder than being a professional football player.

"I pull the laptop open and ... I don't know," Waller said. "Sometimes I will go off a sample and try to flip that. Or I will play with some software that I found called Arcade and I try to create a melody. I just go through random sounds and click and play things on my keyboard until I catch something and I can hear something in my mind. And then I find another sound to layer it up.

"There is no one process. I could also be inspired by something I see or hear or some feeling I have. Something someone said to me can translate into a note that can spark a beat. It's random. ... I try not to press for it and let it just happen. I have taken a week off at times and when I come back to it, I really missed it. I just really enjoy it."

Teammates have remarked how on team flights Waller disappears into his laptop from wheels up to wheels down. And he has said he has missed the first bus from the hotel to the stadium on game days because he has gotten lost in his music.

Waller filmed all five music videos in a span of 39 days, each Saturday beginning in February, in the Atlanta area. He is also recording new stuff, with the same plan that he had last year — having enough songs to put out another project/album at some point during the season.

"I can mess around with a beat for fun during the season," Waller said, "but I don't get to spend an extended amount of time. So I like to get most of my music work done before the season gets going."

Waller recently started his own YouTube channel, and reaction to the music has been positive.

"I have put a lot of work into it and I think it sounds good. So it's definitely good to see other people like it because music is meant to be shared," Waller said. "It was dope to get that check, just because I never thought that was ever possible."

And yes, Raiders fans, that collaboration with teammate Maxx Crosby is still in the works.

"I sent Maxx a whole bunch of beats, so hopefully when he puts something out he will be using one of mine," Waller said. "He is a busy guy, and whenever he is ready to lock in, I am here for him."

Waller will put that song on his YouTube channel or on Instagram when the time comes. While the Instagram account is also popular, Waller winds up checking it almost every day for more important stuff than reactions to his music.

"People message me and tell me how they relate to my story and what they are going through, so I use that to have short conversations with them," Waller said.

Waller struggled with opiate and cocaine addiction when he first came into the league. He was suspended twice for failing drug tests, including for the entire 2017 season.

"I try and connect with fans on Instagram whenever I can and let them know that I see them and I am there, and that I am just a normal human being who had to overcome some stuff," Waller said. "Ever since 'Hard Knocks' (last summer), people have been able to relate to what I went through and I want to let them know that I appreciate them and what they are going through as well. And those talks give me a recharge because I am not perfect and I have doubts and I need to be picked up sometimes, too."

"People saying they look to me for inspiration gives me extra life sometimes."

Waller also started the Darren Waller Foundation a few months ago. There was a kickoff dinner scheduled for it on the Las Vegas Strip during NFL Draft weekend, but the pandemic wiped that out.

“Corona has us on hold, but we’ll start having events as soon as Vegas is up and running again,” Waller said. “We just want to educate people and put my story and the stories of others in front of the youth.

“Kids always envision who they want to be when they grow up, without really taking stock of their mental health and how happy they are going to be when they get there. Maybe kids ages 10 on up to 25, getting in front of them as well as having an online community, which can serve as a safe space. They can say whatever is on their minds.

“I am trying to put together things that I wish I would have taken advantage of when I was a teenager.”

Music was one of the things that Waller turned to before he was sober, and it’s been even sweeter for him since he cleaned up.

“On my first project, there are songs where I am talking about drinking or using drugs, and I was able to learn how to make music without doing that,” Waller said. “I was afraid that once I got sober, my music was going to be trash — because you know, that’s a big part of rap — but my stuff did get better and I was able to be creative without rapping about material things, drug, alcohol or talking about women in a crazy way. I was able to find my sound, find my pocket and still be confident and still feel like I could still put music out that people would want to listen to.”