

LAS VEGAS RAIDERS

WEEKLY RELEASE

WEEK 7



2-4

Sunday, October 24, 2021
1:05 PM (PT)
Allegiant Stadium



4-2



Cover	1	Third Down Efficiency Team/Opponents	63
Release	3-33	Fourth Down Efficiency	64
Weekly Release Intro	3	100.0+ Passer Rating	65
Game Release	4-33	Completions by Distance	66
Rosters Divider	34	Yards Gained By Down	67
Rosters	35-43	Big Returns: Kickoff and Punt	68
Roster/Alphabetical	35	Opponent Big Returns: Kickoff and Punt	69
Roster/Numerical	36	Takeaways and Opponent Takeaways	70
Roster/Depth Chart	37	Turnover Breakdown Chart - Team and Opponent	71
Roster/Positional	38	Red Zone Efficiency	72
Roster/How Built	39	Onside Kicks	73
Roster/Game-By-Game Starters & Inactives	40	Blocked Kicks	74
Player Participation	41	Two-Point Conversions	75
Roster/Transactions	42	Scoring Breakdown	76
Stats Divider	44	Goal to Go Situations	78
Raiders Statistics	45-86	Goal to Go Situations - Detailed	79
Team Stats	45	Replay Challenges	80
Defensive/Special Teams Stats	46	Team Record When...	81
Game-By-Game Offense	47	The Last Time	82-86
Game-by-Game Defense	48	Updated Player Bios Divider	87
Team Highs And Lows	49	Updated Player Bios	88-145
Individual Single-Game Highs	51	Game Summaries Divider	146
Opponents Individual Highs	53	Game Summaries	147-152
Big Yardage Games	55	Last Week's Game Divider	153
Big Plays of 20+ Yards	56	Last Week's Game	154-199
Opponent Big Plays of 20+ Yards	57	Gamebook	154-172
Longest Drives	58	Last Week's Game Clips	173-199
Drive Charts	59	Feature Clips Divider	200
Drive Charts - Opening Drives	61	Feature Clips	201-248
Advances Chart	62		

LAS VEGAS RAIDERS

WEEKLY RELEASE

WEEK 7



2-4

Sunday, October 24, 2021
1:05 PM (PT)
Allegiant Stadium



4-2

2021 SCHEDULE

REGULAR SEASON

Mon., Sept. 13	BALTIMORE RAIDERS*	W, 33-27(OT) 1-0
Sun., Sept. 19	at Pittsburgh Steelers	W, 26-17 2-0
Sun., Sept. 26	MIAMI DOLPHINS	W, 31-28(OT) 3-0
Mon., Oct. 4	at Los Angeles Chargers**	L, 14-28 3-1
Sun., Oct. 10	CHICAGO BEARS	L, 9-20 3-2
Sun., Oct. 17	at Denver Broncos	W, 34-24 4-2
Sun., Oct. 24	PHILADELPHIA EAGLES	1:05 p.m. FOX
	BYE WEEK	
Sun., Nov. 7	at New York Giants	10:00 a.m. CBS
Sun., Nov. 14	KANSAS CITY CHIEFS***	5:20 p.m. NBC
Sun., Nov. 21	CINCINNATI BENGALS	1:05 p.m. CBS
Thu., Nov. 25	at Dallas Cowboys****	1:30 p.m. CBS
Sun., Dec. 5	WASHINGTON	1:05 p.m. FOX
Sun., Dec. 12	at Kansas City Chiefs	10:00 a.m. CBS
Sat or Sun, Dec. 18/19	at Cleveland Browns	TBD TBD
Sun., Dec. 26	DENVER BRONCOS	1:25 p.m. CBS
Sun., Jan. 2	at Indianapolis Colts	10:00 a.m. CBS
Sun., Jan. 9	LOS ANGELES CHARGERS	1:25 p.m. CBS

- * - Monday Night Football on ESPN with simulcast on ABC
- ** - Monday Night Football on ESPN
- *** - Sunday Night Football games in Weeks 5-17 subject to change
- **** - Thanksgiving Day Game on CBS

THE SETTING

Date: Sunday, October 24, 2021
Kickoff: 1:05 p.m. PT
Site: Allegiant Stadium (2020)
Capacity/Surface: 65,000/Natural Bermuda
Regular Season: Eagles lead, 7-1
Postseason: Raiders lead, 1-0



BROADCAST INFORMATION

TELEVISION

FOX
Play-by-play: Kenny Albert
Color Analyst: Jonathan Vilma
Sideline/Field: Lindsay Czarniak
Producer: Fran Morison
Director: Bryan Lilly



NATIONAL RADIO

Sports USA
Play-by-play: John Ahlers
Color Analyst: Hank Bauer



RADIO

Raiders Radio Network
Flagship: KOMP 92.3 FM "The Rock Station" and KRLV "Raider Nation Radio 920 AM" via Compass Media Network
Play-by-play: Brent Musburger
Color Analyst: Lincoln Kennedy



SPANISH RADIO

Spanish Flagship: Deportes Vegas 1460 AM (KENO)
Play-by-play: Cristian Echeverria
Color Analyst: Harry Ruiz

RAIDERS STANDOUTS THROUGH WEEK 6

Below is where several Raiders players rank in the NFL through Week 6:

----- NFL PASSING LEADERS (NET PASS YARDS)-----

Rank	Player	Passing Yards
1.	Tom Brady (TB)	2,064
2.	Derek Carr (LV)	1,946
3.	Patrick Mahomes (KC)	1,887
4.	Matthew Stafford (LAR)	1,838
5.	Dak Prescott (Dal.)	1,813

----- NFL RECEIVING LEADERS (REC. AVG.)-----

Rank	Player	Receiving Avg.	Receptions
1.	Henry Ruggs III (LV)	22.3	20
2.	Jamar Chase (Cin.)	20.5	27
3.	Bryan Edwards (LV)	20.2	15
4.	Deonte Harris (NO)	19.7	12
5.	Quez Watkins (Phi.)	19.4	16

----- NFL DEFENSIVE LEADERS (TOTAL TACKLES) -----

Rk.	Player	Total Tackles
1t.	Denzel Perryman (LV)	72
1t.	Bobby Wagner (Sea.)	72
3.	Alex Singleton (Phi.)	65
4.	Roquan Smith (Chi.)	62
5.	Eric Kendricks (Min.)	60

NOTABLE CONNECTIONS

Pro Connections

- Eagles **running backs/assistant head coach Jemal Singleton** spent the 2018 season as the Raiders running backs coach.
- Eagles **tight ends coach Jason Michael** entered the NFL coaching ranks in a quality control role with the Raiders in 2005. He also served as the Titans' quarterbacks coach (2016-17) and offensive coordinator (2014-15), coaching current Raiders **QB Marcus Mariota**.
- Eagles **head coach Nick Sirianni** and Raiders **defensive backs coach Ron Milus** served on the same staff with the San Diego/Los Angeles Chargers from 2013-17. Sirianni also worked on the Chargers staff with current Raiders **defensive coordinator Gus Bradley** (2017) and **linebackers coach Richard Smith** (2017).
- Eagles **offensive coordinator Shane Steichen** (2014-20) served on the same staff with the San Diego/Los Angeles Chargers as current Raiders **defensive coordinator Gus Bradley** (2017-20), **assistant defensive backs coach Addison Lynch** (2018-20), **defensive backs coach Ron Milus** (2014-20), **defensive quality control coach Ryan Milus** (2019-20) and **linebackers coach Richard Smith** (2017-20).
- Raiders **director of pro personnel Dwayne Joseph** spent four seasons (2015-18) as the Eagles' director of pro scouting.
- Raiders **running backs coach Tim Berbenich** and Eagles **running backs coach Jemal Singleton** served on the same staff with the Indianapolis Colts from 2016-17, serving as offensive assistant/assistant quarterbacks coach and running backs coach, respectively.

College Connections

- Eagles **WR DeVonta Smith** (2017-20) and **OL Landon Dickerson** (2019-20) were teammates at Alabama with Raiders **RB Josh Jacobs** (2016-18), **WR Henry Ruggs III** (2017-19) and **G/T Alex Leatherwood** (2017-20).
- Eagles **LB T.J. Edwards** and Raiders **FB Alec Ingold** were teammates at Wisconsin from 2015-18.
- Eagles **RB Miles Sanders** and Raiders **TE Nick Bowers** were teammates at Penn State from 2016-18.
- Eagles **offensive coordinator Shane Steichen** played quarterback at UNLV from 2003-06.
- Eagles **wide receivers coach Aaron Moorehead** and Raiders **assistant wide receivers coach Nick Holz** both served as offensive assistants at Stanford from 2010-11.
- Raiders **CB Amik Robertson** (2017-19) was teammates at Louisiana Tech with Eagles **RB Boston Scott** (2014-17) and **DL Milton Williams** (2017-20).

Hometown Connections

- Raiders **General Manager Mike Mayock** is a native of Philadelphia, Pa. and served as a television analyst for Eagles' preseason games from 2015-18.
- Raiders **TE Nick Bowers** is a native of Kittanning, Pa. and played four years at Penn State.
- Raiders **DT Quinton Jefferson** is a native of Pittsburgh, Pa., where he attended Woodland Hills High School. Eagles **RB Miles Sanders** is also an alum of Woodland Hills High School in Pittsburgh.
- Raiders **LB Nick Kwiatkoski** is a native of Bethel Park, Pa.
- Raiders **DE Carl Nassib** is a native of West Chester, Pa. and at Penn State from 2011-15 where he set a school single-season record with a nation-leading 15.5 sacks in 2015.

WEEKLY MEDIA SCHEDULE

Wednesday, Oct. 20

10:55 a.m. - 11:25 a.m. (approx.)..... Practice open to media; Videography/photography limited through stretching and individual periods only

1:00 p.m. (approx.)..... **Interim Head Coach Rich Bisaccia** and **QB Derek Carr** available in UBEO press room at Intermountain Healthcare Performance Center

Thursday, Oct. 21

10:55 a.m. - 11:25 a.m. (approx.)..... Practice open to media; Videography/photography limited through stretching and individual periods only

1:00 p.m. (approx.)..... **Defensive Coordinator Gus Bradley** and **Offensive Coordinator Greg Olson** available in UBEO press room at Intermountain Healthcare Performance Center

Friday, Oct. 22

10:45 a.m. - 11:15 a.m. (approx.)..... Practice open to media; Videography/photography limited through stretching and individual periods only

12:20 p.m. (approx.)..... **Interim Head Coach Rich Bisaccia** available in UBEO press room at Intermountain Healthcare Performance Center

Saturday, Oct. 23..... No availability

Sunday, Oct. 24..... Raiders vs. Eagles at 1:05 p.m. PT

All times are Pacific and subject to change.

LAS VEGAS VS. NFC EAST

Las Vegas will face off against the NFC East this season, marking the first time since 2017 that they have played the division. Last season, the NFC East saw the Washington Football Team claim the fourth seed in the conference after posting a 7-9 (.438) record en route to their first division crown since 2015. The New York Giants and Dallas Cowboys both finished with a record of 6-10 (.375), while the Philadelphia Eagles finished at 4-11-1 (.281). The Raiders hold a 26-24 combined all-time record against Dallas, New York, Philadelphia and Washington.

RAIDERS VS. NFC EAST IN 2017

Date	Opponent	Result
9/24/17	at Washington	L, 10-27
12/3/17	vs. New York	W, 24-17
12/17/17	vs. Dallas	L, 17-20
12/25/17	at Philadelphia	L, 10-19



INDIVIDUAL LEADERS

RAIDERS

Passing Yards

Derek Carr 1,946

Completion Percentage (Min. 30 Attempts)

Derek Carr 64.2

Passing Touchdowns

Derek Carr 10

Carries

Josh Jacobs 54
Peyton Barber 37
Kenyan Drake 28

Rushing Yards

Josh Jacobs 175
Peyton Barber 143
Kenyan Drake 91

Rushing Touchdowns

Josh Jacobs 4
Peyton Barber 1
Kenyan Drake 1

Receptions

Darren Waller 33
Hunter Renfrow 31
Henry Ruggs III 20
Kenyan Drake 15
Bryan Edwards 15
Josh Jacobs 11

Receiving Yards

Henry Ruggs III 445
Darren Waller 378
Hunter Renfrow 341
Bryan Edwards 303

Receiving Touchdowns

Hunter Renfrow 2
Darren Waller 2
Henry Ruggs III 2
Four Tied 1

Sacks

Maxx Crosby 5.0
Solomon Thomas 2.5
Quinton Jefferson 2.0
Yannick Ngakoue 2.0
Darius Philon 2.0
Carl Nassib 1.5

Interceptions

Trayvon Mullen Jr. 1
Johnathan Abram 1
Brandon Facyson 1
Tre'von Moehrig 1

Forced Fumbles

Solomon Thomas 2
Carl Nassib 1
Quinton Jefferson 1

EAGLES

Jalen Hurts 1,480

Jalen Hurts 62.5

Jalen Hurts 8

Miles Sanders 57
Jalen Hurts 53
Kenneth Gainwell 21

Jalen Hurts 300
Miles Sanders 270
Kenneth Gainwell 100

Jalen Hurts 5
Kenneth Gainwell 1

DeVonta Smith 27
Miles Sanders 18
Jalen Reagor 17
Quez Watkins 16
Dallas Goedert 15
Kenneth Gainwell 15

DeVonta Smith 345
Quez Watkins 311
Dallas Goedert 216
Jalen Reagor 140

Dallas Goedert 2
Greg Ward 2
Jalen Reagor 1
DeVonta Smith 1

Jason Hargrave 6.0
Josh Sweat 1.5
Fletcher Cox 1.0
Hassan Ridgeway 1.0
T.J. Edwards 1.0
Avonte Maddox 0.5

Darius Slay 2
Steven Nelson 1
Anthony Harris 1
Eric Wilson 1

Javon Hargrave 1
Avonte Maddox 1

TEAM RANKINGS

OFFENSE

RAIDERS

Category	Stats	Rank
Total Offense	385.2	11
Rush Offense	79.8	30
Pass Offense	305.3	3
Points Per Game	24.5	13t
Third-Down Off. %	40.7	13
Fourth-Down Off. %	33.3	25t
Red Zone Off. (TD%)	60.0	20

EAGLES

Stats	Rank
346.0	19
113.7	15
232.3	23
22.8	20
42.5	11
0.0	31t
57.1	23t

DEFENSE

RAIDERS

Category	Stats	Rank
Total Defense	353.3	14
Rush Defense	130.7	25
Pass Defense	222.7	10
Points Per Game	24.0	16t
Third-Down Def. %	35.4	8
Fourth-Down Def. %	53.9	17
Red Zone Def. (TD%)	85.7	30

EAGLES

Stats	Rank
347.2	11
135.3	28
211.8	5
25.3	23
46.2	30
42.9	12
75.0	27

TEAM

RAIDERS

Category	Stats	Rank
Turnover Ratio	+3	7t
Penalties	46	29
Penalty Yards	400	29

EAGLES

Stats	Rank
+1	14
54	32
382	26

LAST GAME VS. EAGLES

December 25, 2017 - Eagles 19, Raiders 10
Lincoln Financial Field, Philadelphia, Pa.

Team Statistics

RAIDERS

EAGLES

Total Net Yards	274	216
Total Offensive Plays	63	61
Net Yards Rushing	137	78
Total Rushing Plays	33	21
Net Yards Passing	137	138
Attempts-Completions-INTs	29-15-2	38-19-1
Total First Downs	13	12
Touchdowns	1	2
Field Goals Made-Attempted	1-2	2-3
Third Down Efficiency	3-13-23%	1-14-7%
Fourth Down Efficiency	0-2-0%	2-2-100%
Red Zone Efficiency	0-1-0%	1-3-33%
Penalties-Yards	7-50	8-60
Time of Possession	34:21	25:39

	1	2	3	4	Total
Oakland Raiders	0	7	3	0	10
Philadelphia Eagles	7	0	3	9	19

Individual Leaders

Raiders

Passing Yards

Derek Carr 140

Rushing Yards

Marshawn Lynch 95

Receiving Yards

Amari Cooper 66

Eagles

Nick Foles 163

Jay Ajayi 52

Zach Ertz 81

AFC WEST STANDINGS

Team	W	L	Home	Road	Div.	Con.	PF	PA	Streak	Last 5
Los Angeles	4	2	2-1	2-1	2-0	3-1	148	150	L1	3-2
Las Vegas	4	2	2-1	2-1	1-1	4-1	147	144	W1	3-2
Denver	3	3	1-2	2-1	0-1	2-3	126	110	L3	2-3
Kansas City	3	3	1-2	2-1	0-1	1-3	185	176	W1	2-3

NFC EAST STANDINGS

Team	W	L	Home	Road	Div.	Con.	PF	PA	Streak	Last 5
Dallas	5	1	3-0	2-1	2-0	3-1	205	146	W5	5-0
Washington	2	4	1-3	1-1	1-0	2-1	136	186	L2	2-3
Philadelphia	2	4	0-3	2-1	0-1	2-3	137	152	L1	1-4
New York	1	5	0-3	1-2	0-2	1-4	114	177	L2	1-4

ALL-TIME SERIES

Las Vegas Raiders vs. Philadelphia Eagles

Regular Season: Eagles lead, 7-5

Postseason: Raiders lead, 1-0

Raiders at Home: 3-2

Raiders on Road: 2-5

REGULAR SEASON GAMES

Date	Location	Winner	Score
10/17/71	Oakland	Raiders	34-10
11/21/76	Philadelphia	Raiders	26-7
11/23/80	Philadelphia	Eagles	10-7
11/30/86	Los Angeles	Eagles	33-27
10/22/89	Philadelphia	Eagles	10-7
11/08/92	Philadelphia	Eagles	31-10
09/24/95	Oakland	Raiders	48-17
10/28/01	Philadelphia	Raiders	20-10
09/25/05	Philadelphia	Eagles	23-20
10/18/09	Oakland	Raiders	13-9
11/03/13	Oakland	Eagles	49-20
12/25/17	Philadelphia	Eagles	19-10

COACHING BREAKDOWN

Coach	NFL seasons	Raiders seasons
D'Anthony Batiste	12	4
Edgar Bennett	29	4
Tim Berbenich	19	4
Rich Bisaccia	20	4
Gus Bradley	16	4
Tom Cable	17	8
Cameron Clemmons	2	2
Deuce Gruden	6	4
Nick Holz	10	10
Taver Johnson	3	3
Austin King	6	2
Addison Lynch	4	1
Rod Marinelli	26	2
Ron Milus	22	1
Ryan Milus	3	1
John Morton	19	11
A.J. Neibel	17	9
Greg Olson	20	6
Rick Slate	4	4
Richard Smith	34	1
Travis Smith	10	10
Byron Storer	11	4
Totals	310	99

RAIDERS SUPERLATIVES

VS. PHILADELPHIA EAGLES

Team Single-Game Highs/Lows

Total Yards: 560; Nov. 3, 2013

Rushing Yards: 250; Nov. 21, 1976

Passing Yards: 350; Nov. 3, 2013

Fewest Total Yards Allowed: 195; Oct. 22, 1989

Fewest Rushing Yards Allowed: 62; Oct. 17, 1971

Fewest Passing Yards Allowed: 63; Oct. 22, 1989

Points Scored: 48; Sept. 24, 1995

Fewest Points Allowed: 7, Nov. 21, 1976

Touchdowns: 6; Sept. 24, 1995

Individual Single-Game Highs

Pass Attempts: 42, two times; last: Kerry Collins; Sept. 25, 2005

Pass Completions: 24, Kerry Collins; Sept. 25, 2005

Passing Yards: 366, Jim Plunkett; Nov. 30, 1986

Passing Touchdowns: 2, three times; last: Kerry Collins; Sept. 25, 2005

Carries: 25, Marshawn Lynch; Dec. 25, 2017

Rushing Yards: 133, Mark van Eeghen; Nov. 21, 1976

Rushing Touchdowns: 2, Harvey Williams; Sept. 24, 1995

Receptions: 8, Fred Biletnikoff; Oct. 17, 1971

Receiving Yards: 193, Jessie Hester; Nov. 30, 1986

Receiving Touchdowns: 2, Jessie Hester; Nov. 30, 1986

ROSTER BREAKDOWN

Oldest Raider: Richie Incognito, 38 (born 07/05/83)

Youngest Raider: Nate Hobbs, 22 (born 06/24/99)

Most Seasons as a Raider: Derek Carr, 8

Most NFL Seasons: Richie Incognito, 14

Tallest Raider: Dan Skipper at 6-foot-9

Shortest Raider: Jalen Richard at 5-foot-8

First-Round Draft Picks: 10

- Johnathan Abram (Oak., 2019) - 27th overall
- Damon Arnette (LV, 2020) - 19th overall
- Ha Ha Clinton-Dix (GB, 2014) 21st overall
- Clelin Ferrell (Oak., 2019) - 4th overall
- Josh Jacobs (Oak., 2019) - 24th overall
- Alex Leatherwood (LV, 2020) - 17th overall
- Marcus Mariota (Ten., 2015) - 2nd overall
- Kolton Miller (Oak., 2018) - 15th overall
- Henry Ruggs III (LV, 2020) - 12th overall
- Solomon Thomas (SF, 2017) - 3rd overall

Pro Bowlers: 8

- Derek Carr (2015-17)
- Ha Ha Clinton-Dix (2016)
- Casey Hayward Jr. (2016-17)
- Richie Incognito (2012, 2015-17)
- Josh Jacobs (2021)
- Yannick Ngakoue (2017)
- Darren Waller (2021)
- K.J. Wright (2016)

LAS VEGAS RAIDERS

TOTAL OFFENSE

385.2 11th

PASSING OFFENSE

305.3 3rd

RUSHING OFFENSE

79.8 30th

SCORING OFFENSE

24.5 T-13th

SACKS ALLOWED

17 25th

THIRD DOWN OFFENSE

40.7% 13th

RED ZONE OFFENSE

60.0% 20th

GIVEAWAYS

4 T-1st

TOTAL DEFENSE

353.3 14th

PASSING DEFENSE

222.7 10th

RUSHING DEFENSE

130.7 25th

SCORING DEFENSE

24.0 T-16th

SACKS

16 T-6th

THIRD DOWN DEFENSE

35.4% 8th

RED ZONE DEFENSE

85.7% 17th

TAKEAWAYS

7 T-13th

PHILADELPHIA EAGLES

TOTAL DEFENSE

11th 347.2

PASSING DEFENSE

5th 211.8

RUSHING DEFENSE

28th 135.3

SCORING DEFENSE

23rd 25.3

SACKS

T-10th 12

THIRD DOWN DEFENSE

30th 46.2%

RED ZONE DEFENSE

27th 75.0%

TAKEAWAYS

T-19th 6

TOTAL OFFENSE

19th 346.0

PASSING OFFENSE

23rd 232.3

RUSHING OFFENSE

15th 113.7

SCORING OFFENSE

20th 22.8

SACKS ALLOWED

T-13th 12

THIRD DOWN OFFENSE

11th 42.5%

RED ZONE OFFENSE

T-23rd 57.1%

GIVEAWAYS

T-4th 5

How They Match Up - Statistical Leaders -2021

Category	Raiders	No.	Category	Eagles	No.
Passing Yards	Derek Carr	1,946	Passing Yards	Jalen Hurts	1,480
Passer Rating	Derek Carr	97.7	Passer Rating	Jalen Hurts	88.6
Completion Percentage	Derek Carr	64.2	Completion Percentage	Jalen Hurts	62.5
Rushing Yards	Peyton Barber	175	Rushing Yards	Jalen Hurts	300
Rushing Touchdowns	Josh Jacobs	4	Rushing Touchdowns	Jalen Hurts	5
Receptions	Darren Waller	33	Receptions	DeVonta Smith	27
Receiving Yards	Henry Ruggs III	445	Receiving Yards	DeVonta Smith	345
Receiving Touchdowns	D.Waller, H. Renfrow, H. Ruggs III	2	Receiving Touchdowns	Greg Ward and Dallas Goedert	2
Scrimmage Yards	Henry Ruggs III	454	Scrimmage Yards	Miles Sanders	391
First Downs	Darren Waller	17	First Downs	Jalen Hurts	21
Tackles	Denzel Perryman	72	Tackles	Alex Singleton	65
Sacks	Maxx Crosby	5.0	Sacks	Javon Hargrave	6.0
Interceptions	T. Mullen Jr., T. Moehrig, J. Abram, B. Facyson	1	Interceptions	Darius Slay	2
Forced Fumbles	Solomon Thomas	2	Forced Fumbles	Javon Hargrave and Avonte Maddox	1
Special Teams Tackles	Dallin Leavitt	8	Special Teams Tackles	Shaun Bradley	7
Punt Return Avg.	Hunter Renfrow	7.4	Punt Return Avg.	Jalen Reagor	4.7
Kick Return Avg.	Kenyan Drake	20.6	Kick Return Avg.	Jalen Reagor	30.0
Scoring/Non-Kicking	Josh Jacobs	24	Scoring/Non-Kicking	Jalen Hurts	30
Scoring	Daniel Carlson	49	Scoring	Jake Elliott	33

RICH BISACCIA

Now in his 38th year of coaching, Rich Bisaccia enters his fourth season with the Silver and Black. He was named interim head coach by Raiders owner Mark Davis on Oct. 11, 2021.

Bisaccia's resume includes 19 seasons of experience as a special teams coordinator in the NFL with the Raiders (2018-20), Dallas Cowboys (2013-17), San Diego Chargers (2011-12) and Tampa Bay Buccaneers (2002-10). Bisaccia, now entering his 20th season as an NFL coach, spent the previous five seasons with the Dallas Cowboys as the special teams coordinator before joining the Raiders in 2018, including the last three with the added role of assistant head coach.

In Bisaccia's five seasons with the Cowboys, he helped the team win two NFC East titles (2014 and 2016) and guided a unit that ranked fifth in kickoff return average (24.2) and ranked in the top five in two separate seasons, finishing third in 2017 and fourth in 2013 after inheriting a unit that ranked 29th in 2012.

Before joining the Cowboys, Bisaccia spent two seasons in San Diego with the Chargers as the special teams coordinator in 2011 before adding assistant head coach duties in 2012. Bisaccia guided his unit to an immediate improvement in punting during his first season, as the Chargers went from last in the league in net average (28.7 net yards per punt) in 2010 to 10th in 2011 with a net average of 39.7. During Bisaccia's two years in San Diego, the Chargers ranked sixth in punting average (46.9) over that span.

Bisaccia entered the NFL coaching ranks as a special teams coordinator with the Tampa Bay Buccaneers in 2002. From 2002-10, Bisaccia served in various roles on the Buccaneers coaching staff. Bisaccia was the special teams coordinator from 2002-07 and he added the responsibility of associate head coach and running backs in 2008 before spending 2009-10 as the associate head coach/special teams coordinator.

During his time with the Buccaneers, Bisaccia oversaw one of the best special teams units in the NFL. He helped Tampa Bay win Super Bowl XXXVII in his first season as an NFL coach and guided three players to Pro Bowl honors (P Josh Bidwell, LS Dave Moore and KR Clifton Smith) in addition to 13 NFC Player of the Week awards and four NFC Player of the Month awards.

Prior to joining the Buccaneers, Bisaccia spent 19 seasons coaching at the collegiate level. From 1999-2001, he coached at Mississippi, serving as the running backs coach and special teams coordinator, adding the role of assistant head coach for his last two seasons.

Bisaccia spent five seasons (1994-1998) as the running backs coach, special teams coordinator and recruiting coordinator at Clemson. Over the three-year period from 1995-1997, Clemson had 15 blocked kicks, the most-ever for a three-year span in school history.

Bisaccia spent six seasons at South Carolina from 1988-93, beginning as a graduate assistant for tight ends and wide receivers in 1988. After one season in the graduate assistant role, he was a volunteer assistant for the school for three seasons, first working with defensive ends and special teams (1989-90) followed by tight ends and special teams (1991), while finishing his final two seasons (1992-93) with the school in the role of running backs/special teams coordinator.

Bisaccia began his coaching career in 1983 at Wayne State College (Nebraska), coaching defensive backs and special teams. He switched to the offensive side of the ball in 1984, tutoring quarterbacks and wide receivers for the next four seasons (1984-87).

A native of Yonkers, N.Y., Bisaccia attended Yankton College in South Dakota from 1979-1982 and was a four-year starter at defensive back. He and his wife, Jeanne, have three daughters, Michele, Elizabeth and Maddie, a son, Richie, and five grandchildren, Joel, AnnaJean, Cash, Everett and Ace.

COACHING BACKGROUND

Years	College/Pro Team	Position
1983	Wayne State (Neb.)	Defensive Backs/Special Teams
1984-87	Wayne State (Neb.)	Quarterbacks/Wide Receivers
1988	South Carolina	Graduate Assistant-TEs/WRs
1989-90	South Carolina	Volunteer Assistant-DEs/Special Teams
1991	South Carolina	Volunteer Assistant-TEs/ Special Teams
1992-93	South Carolina	Running Backs/Special Teams Coordinator
1994-98	Clemson	Running Backs/ Special Teams Coordinator
1999	Mississippi	Running Backs/Special Teams Coordinator
2000-01	Mississippi	Asst. Head Coach/RBs/Special Teams Coord.
2002-07	Tampa Bay Buccaneers	Special Teams Coordinator
2008	Tampa Bay Buccaneers	Associate Head Coach/Special Teams/RBs
2009-10	Tampa Bay Buccaneers	Associate Head Coach/Special Teams Coord.
2011	San Diego Chargers	Special Teams Coordinator
2012	San Diego Chargers	Assistant Head Coach/Special Teams Coord.
2013-14	Dallas Cowboys	Special Teams Coordinator
2015-17	Dallas Cowboys	Asst. Head Coach/Special Teams Coord.
2018-19	Oakland Raiders	Asst. Head Coach/Special Teams Coord.
2020-21	Las Vegas Raiders	Asst. Head Coach/Special Teams Coord.
2021	Las Vegas Raiders	Interim Head Coach

NICK SIRIANNI

Nick Sirianni was named head coach of the Philadelphia Eagles on January 24, 2021, following a productive, three-year stint as the Indianapolis Colts' offensive coordinator.

With Sirianni directing the Colts' offense, Indianapolis ranked sixth in third-down conversions (43.4 pct.), seventh in red zone touchdown efficiency (63.9 pct.) and eighth in offensive points per game (24.4), while surrendering the second-fewest sacks (71) in the league, during the 2018-20 seasons. In that span, the Colts combined for a 28-20 record (.583 winning percentage), including a pair of 10-plus-win campaigns, and made two playoff appearances.

During an 11-5 season in 2020, Sirianni oversaw a Colts offense that posted the 10th-most total yards per game (378.1) in the NFL and allowed the second-fewest sacks (21, tied) as well as the third-fewest giveaways (15). Under Sirianni, guard Quenton Nelson achieved first-team All-Pro and Pro Bowl honors after each of his first three NFL seasons (2018-20) while center Ryan Kelly secured back-to-back trips to the Pro Bowl (2019-20) along with second-team All-Pro recognition (2020). In 2018, Sirianni's first season leading Indianapolis' offense, quarterback Andrew Luck was named Associated Press NFL Comeback Player of the Year and earned his fourth career Pro Bowl nod after ranking second overall with 39 passing touchdowns and producing the league's fifth-most passing yards (4,593).

Prior to joining the Colts, Sirianni spent five years (2013-17) as a member of the Los Angeles/San Diego Chargers' coaching staff, including two seasons as wide receivers coach (2016-17). In 2017, Sirianni assisted with the top-ranked passing offense (276.9 ypg), which featured a career year from wide receiver Keenan Allen, who was selected as the AP NFL Comeback Player of the Year after ranking third in receiving yards (career-high 1,393) and fourth in receptions (102) that season.

From 2014-15, Sirianni coached the Chargers' quarterbacks and helped Philip Rivers earn consecutive Pro Bowls while averaging 30 passing touchdowns per season. In 2013, when Sirianni originally joined the Chargers as an offensive quality control coach, Rivers recorded a career-high 69.5 completion percentage (378-of-544) throwing for 4,478 yards and 32 touchdowns and was presented with the AP NFL Comeback Player of the Year award.

Sirianni began his NFL coaching career with the Kansas City Chiefs (2009-12), serving as wide receivers coach (2012) and offensive quality control coach (2009-11). He also worked with the Chiefs' quarterbacks in 2010 and helped Matt Cassel receive his first career Pro Bowl accolade after producing 3,116 passing yards, 27 touchdowns (against only seven interceptions) and a career-high 93.0 passer rating.

Before entering the NFL coaching ranks, Sirianni spent five years at the collegiate level as wide receivers coach at Indiana University of Pennsylvania (2006-08) and as defensive backs coach at Mount Union (2004-05), his alma mater, where he helped the Purple Raiders capture a national title during the 2005 season.

A native of Jamestown, NY, Sirianni was a three-year starter at wide receiver at Mount Union (Alliance, OH), winning three NCAA Division III National Championships (2000-02) and earning All-Ohio Athletic Conference honors as a senior after catching a career-high 13 touchdowns. He also played one year in the Atlantic Indoor Football League with the Canton Legends while coaching in 2005.

Sirianni's brother, Mike, is currently the head coach at Washington & Jefferson College (Washington, PA), where he is the winningest coach in school history (156-36, .813 winning percentage) and a seven-time PAC Coach of the Year who led the Presidents to their 26th league championship in 2018. His brother, Jay, is a former head coach at their alma mater, Southwestern Central High School (Jamestown, NY), where their father, Fran, also spent nine years in the same position. Under Jay, Southwestern Central won New York state titles in 2008 and 2009.

Sirianni and his wife, Brett, have two sons, Jacob and Miles, and one daughter, Taylor.

COACHING BACKGROUND

Years	College/Pro Team	Position
2004-05	Mount Union	Defensive Backs
2006-08	Indiana University (PA)	Wide Receivers
2009-11	Kansas City Chiefs	Offensive Quality Control
2012	Kansas City Chiefs	Wide Receivers
2013	San Diego Chargers	Offensive Quality Control
2014-15	San Diego Chargers	Quarterbacks
2016	San Diego Chargers	Wide Receivers
2017	Los Angeles Chargers	Wide Receivers
2018-20	Indianapolis Colts	Offensive Coordinator
2021	Philadelphia Eagles	Head Coach

WHAT TO WATCH FOR IN 2021

In Sunday's contest...

QB Derek Carr recording his third game of the season with at least 300 passing yards, two TDs and zero INTs.

Carr recording his fifth game of the season with at least 300 passing and two TDs.

DE Maxx Crosby registering his fourth-career multi-sack game and third-career game with at least three sacks.

RB Josh Jacobs recording his third-straight game with at least 65 scrimmage yards and one rush TD.

RB Kenyan Drake recording his third career game with with at least one rush TD and one rec TD.

LB Cory Littleton recording his fifth game on the season and second in a row with at least 10 tackles.

DE Yannick Ngakoue recording his 12th multi-sack game of his career and second such performance on the season.

LB Denzel Perryman recording his seventh-straight game with at least 10 tackles and continuing to lead the NFL in tackles.

WR Henry Ruggs III recording at least 50 receiving yards in his sixth-straight game on the season.

In 2021..

QB Derek Carr completing 299 passes (totaling 2,916 completions in his career) to surpass Matt Ryan for most completions in NFL history through a player's first eight seasons. Carr's 2,468 completions rank seventh in NFL history over a player's first seven seasons. Carr's 2,120 completions through his first six seasons stand as second in NFL history to Peyton Manning, while his 1,759 completions through his first five years mark an NFL record.

Carr passing for 1,158 yards to become only the fifth player in NFL history with at least 30,000 career passing yards in their first eight years in the NFL.

Carr passing for at least 300 yards in three contests this season to set a career-high with seven 300-yard passing games in a single season.

Carr recording 20 touchdown passes, joining Peyton Manning, Dan Marino, Russell Wilson, Brett Favre and Matt Ryan as the only quarterbacks in NFL history with at least 200 touchdown passes in their first eight years in the NFL.

Carr completing 151 passes to join Peyton Manning as the only players in NFL history with eight seasons of 300 completions in their first eight years in the NFL.

Carr passing for 1,054 yards to join Peyton Manning, Cam Newton and Russell Wilson as the only players in NFL history with at least 3,000 passing yards in each of their first eight seasons.

K Daniel Carlson recording four field goals of 50-plus yards to tie Sebastian Janikowski for most such field goals (seven) in Raiders single-season history.

DE Maxx Crosby recording five forced fumbles to surpass Khalil Mack (eight) for most in club history through a player's first three seasons.

RB Kenyan Drake recording his fourth-consecutive season with at least 1,000 scrimmage yards.

Drake recording at least 800 rushing yards and eight rushing touchdowns for the third consecutive season.

RB Josh Jacobs becoming just the third player in franchise history to rush for 1,000 yards in three consecutive seasons, joining Marcus Allen (1983-85) and Mark van Eeghen (1976-78).

Jacobs rushing for 490 yards to become the franchise's leader in rushing yards (2,880) through a player's first three seasons, surpassing Hall of Famer Marcus Allen's 2,879 yards.

Jacobs recording 12 rushing touchdowns to tie Pete Banaszak (16 in 1975) for the most rushing TDs in a single season in franchise history.

Jacobs recording 10 rushing touchdowns to tie Marcus Allen for most rushing touchdowns (33) in club history through a player's first three seasons.

Jacobs registering one multi-touchdown game on the ground to tie Marcus Allen (nine) for most such performances through a player's first three seasons in franchise history.

Jacobs registering two 100-yard rushing games to tie Napoleon Kaufman (nine) for most such performances in club history through a player's first three seasons.

DE Yannick Ngakoue recording six sacks to mark his sixth consecutive season with at least eight sacks.

WR Hunter Renfrow recording 34 receptions to tie Marcus Allen (170) for second-most receptions in franchise history by a player through his first three seasons in the NFL.

Renfrow recording 398 receiving yards to become just the fourth player in franchise history to register at least 2,000 receiving yards through his first three seasons with the team.

TE Darren Waller recording 397 receiving yards to tie Dave Casper (3,294) for the second-most career receiving yards by a tight end in franchise history, trailing only Todd Christensen (5,872).

Waller recording 57 receptions to become the first tight end in Raiders' history to record three seasons of 90-plus receptions and join Travis Kelce as the only tight ends with at least 90 catches in three consecutive seasons.

Waller recording 67 receptions to become the first tight end to register 100 receptions in consecutive seasons.

Waller recording 622 receiving yards to join Todd Christensen as the only tight ends in franchise history with three 1,000-yard receiving seasons.

Waller recording 722 yards to join Travis Kelce as the only tight ends with at least 1,100 in three consecutive seasons.

Waller recording 57 receptions and 622 receiving yards to join Travis Kelce as the only tight ends in NFL history to record three consecutive seasons of at least 90 receptions and 1,000 receiving yards. (Kelce: 2018-20)

Waller recording at least 100 receptions for the second time in his career, tying Travis Kelce for most such seasons by a tight end with 100-plus receptions in NFL history (Kelce: 2018 and 2020).

GAME NOTES VS. DENVER BRONCOS



Las Vegas Raiders (4-2) at Denver Broncos (3-3)
 Week 6 | Sunday, October 17, 2021 | 1:25 p.m. PT
 Empower Field at Mile High | Denver CO



	1	2	3	4	Total
Las Vegas Raiders	10	7	14	3	34
Denver Broncos	7	0	3	14	24

Team Notes

- The Raiders defeated the Broncos by a score of 34-24 to improve to 4-2 overall and 1-1 against AFC West opponents this season.
- The Silver and Black improved to 67-53-2 in the all-time regular season series.
- Las Vegas now holds a three-game win streak over Denver after sweeping the season series in 2020, marking their longest winning streak against the Broncos since winning four-straight games from 2009-11.
- The Raiders improve to 31-28-2 on the road in the all-time regular season series and earned consecutive wins at Denver for the first time since winning on Dec. 20, 2009, and Oct. 24, 2010.
- The Raiders offense scored on the opening drive for the first time this season, snapping an 11-game streak without scoring a point on the opening drive (last: Jacobs 2-yard TD run on Nov. 22, 2020).
- The Raiders offense recorded seven pass plays that gained 25-plus yards, marking the most 25-plus yard passing plays in a game in the NFL since 1991.
- The offense averaged 8.9 yards per play, their highest average gain per offensive play in a game since 2000 (prev. high was 8.01 avg. on Oct. 31, 2010, vs. Seattle).
- The Raiders rank first in the NFL with 21 passing plays of 25-plus yards gained.
- The Raiders are one of two teams in the NFL this season to record at least five sacks, three INTs and eight passes defended in a single contest (Other: Chicago did so vs. Cincinnati on Sept. 19, 2021).

Individual Highlights

QB Derek Carr

- Finished 18-of-27 passing for 341 yards and two TDs against zero INTs for a 134.4 passer rating.
- Has registered nine career games with at least 300 passing yards, two TDs and no interceptions, including two this season (Oct. 17 vs. Denver and Sept. 19 vs. Pittsburgh). Carr holds an 8-1 record when passing for 300-plus yards, two-plus TDs and zero INTs.
- Registered his fifth game in a row on the road with at least two passing TDs dating back to Dec. 6, 2020, vs. NYJ.
- Recorded his 29th career 300-yard passing game and fourth this season, improving to 19-10 in his career when passing for 300-or-more yards and 4-0 when doing so this season.
- Recorded a 100.0 passer rating for the 42nd time in his career and second time this season.
- His 134.4 passer rating was the highest for Week 6 among quarterbacks with a minimum 20 attempts.
- Improves to 2-0 in his career against the Broncos when passing for at least 300 yards and two TDs.
- Became the only QB in the NFL this season with four games with at least 300 passing yards and two passing TDs.
- Currently ranks second in the NFL with 1,946 passing yards, trailing only Tom Brady (2,064).
- His 1,946 passing yards are the second-most by a Raiders player in franchise history through the first six games of a season, trailing only Rich Gannon's 2,048 passing yards in 2002.
- Recorded seven completions of at least 25 passing yards
- His seven completions of 25-plus yards ranked first in the NFL in Week 6.
- His seven pass plays that gained 25-plus yards marked the most 25-plus yard passing plays in a game in the NFL since 1991.
- His 134.4 passer rating ranked first in the NFL in Week 6.
- His 134.4 passer rating is his sixth-highest rating in his career.
- Recorded a 12.63 average pass yards per attempt, ranking first in the NFL in Week 6.

DE Maxx Crosby

- Finished with six tackles (two solo), one tackle for loss, three sacks, one pass defended and five quarterback hits.
- His three sacks are tied for the third-highest single-game total in the NFL this season.
- Surpassed Khalil Mack for the second-most sacks (22) by a Raiders player through his first 38 career games.
- Became just the eighth player in franchise history with 20-plus sacks in his first three seasons in the NFL.
- Registered a career-high five quarterback hits and ranks first in the NFL with 18 quarterback hits on the season
- Recorded 10 quarterback pressures
- His 10 quarterback pressures ranked most in the NFL in Week 6
- Became the only player in the NFL to record double-digit quarterback pressures in two games this season (last: Week 1 vs. Bal.)
- Contributed on all five of the Raiders team sacks in Week 6.

GAME NOTES VS. DENVER BRONCOS



Las Vegas Raiders (4-2) at Denver Broncos (3-3)
 Week 6 | Sunday, October 17, 2021 | 1:25 p.m. PT
 Empower Field at Mile High | Denver CO



	1	2	3	4	Total
Las Vegas Raiders	10	7	14	3	34
Denver Broncos	7	0	3	14	24

Individual Highlights cont.

RB Kenyan Drake

- Finished with a season-high 73 scrimmage yards (34 rushing and 39 receiving) and two TDs.
- Recorded a 31-yard TD reception with :36 remaining in the first half to give the Raiders a 17-7 lead.
- Registered his second TD of the game on an 18-yard run on the Raiders first possession in the third quarter to extend the Raiders to 24-7.
- Became the first Raiders player with a TD catch and a TD run in the same game since RB Darren McFadden did it in Buffalo on Sept. 18, 2011.

RB Josh Jacobs

- Rushed for 53 yards on 16 carries with one TD and added 29 receiving yards on one reception.
- His 23 career rushing TDs are the second-most through a player's first 32 games in Raiders history

LB Denzel Perryman

- Finished tied with a team-high 11 tackles (six solo) and added one fumble recovery.
- Became the only player in the NFL with 10-plus tackles in all six games this season.
- Ranks tied for the first in the NFL with 72 total tackles on the season.
- His 72 total tackles are the most by a Raiders player in franchise history through the first six games of a single-season
- His 72 total tackles rank tied for fourth-most by a player in NFL history through a player's first six games of a single-season.

WR Henry Ruggs III

- Finished with a team-high 97 receiving yards on three receptions (32.3 avg.) with one TD.
- Recorded a 48-yard receiving TD on the Raiders opening drive, marking his second TD of the season, and tying his total from his rookie campaign in 2020.
- Recorded his fifth-straight game with at least 50 receiving yards on the season.
- Has 7 receptions on passes 25-plus yards downfield this season, trailing only Ja'Marr Chase (8) and Cooper Kupp (8).
- Leads the NFL with a 22.3 receiving average on 20 receptions through the first six weeks of the season.

Additional Notes

- S Johnathan Abram** registered his third career INT, picking off QB Teddy Bridgewater on fourth-and-10 with :34 remaining in the fourth quarter to seal the Raiders victory.
- K Daniel Carlson** connected on a 50-yard FG attempt with 2:45 remaining in the first quarter, marking his third FG made of 50-plus yards this season.
- PAJ Cole** punted four times for 228 yards (57.0 avg.) with a long of 71 yards, placing two punts inside the 20-yard line. His 57.0 gross punting average ranked first in the AFC and second in the NFL in Week 6 and marked a new career high.
- WR Bryan Edwards** finished with two receptions for 67 yards, including a career-long reception of 51 yards.
- CB Brandon Facyson** recorded his first career INT, picking off QB Teddy Bridgewater on fourth-and-one, marking the Raiders first takeaway since the first quarter of Week 2 against the Steelers when Trayvon Mullen Jr. intercepted QB Ben Roethlisberger. Facyson added a career-high two passes defended
- CB Nate Hobbs** recorded a career-high 10 tackles
- S Tre'veon Moehrig** recorded his first career INT, picking off QB Teddy Bridgewater on third-and-10 with 7:04 remaining in the fourth quarter while adding a career-high two passes defended.
- DT Solomon Thomas** registered his second forced fumble of the season which was recovered by **LB Denzel Perryman**.

COMMITMENT TO EXCELLENCE

The Raiders — who began play in the American Football League in 1960 — finished their 62nd year of professional football competition, including the last 50 as a member of the National Football League.

In six memorable decades — the 1960s, '70s, '80s, '90s, 2000s and 2010s — the Raiders have been dominant in professional football since Al Davis first pledged in 1963 to build the finest organization in pro sports.

During these decades of dominance, the Raiders have won an AFL championship, four American Football Conference championships, and three world championships of professional football, participated in five Super Bowls, played in 14 championship games, won or tied for 17 division championships, had 22 playoff seasons, finished 36 seasons at .500 or better and played in 44 postseason games.

Pro football's dynamic organization placed first in the AFC West in 2000, 2001 and 2002 despite playing among the toughest schedules in the NFL in each of those seasons. With their appearance in Super Bowl XXXVII, the Raiders became the first NFL team to have had a season end in the Super Bowl in four different decades.

The Raiders are the only team to have been in Super Bowls in the '60s, the '70s, the '80s and the 2000s.

The Silver and Black are the only AFC team — and one of just two NFL teams (Minnesota) — to have a season that advanced to the conference championship game in the '60s, the '70s, the '80s, the '90s and the 2000s.

The Raiders are one of only three original AFL teams to have captured three world championships of professional football with Super Bowl victories. The Raiders are one of only five AFC teams to have won more than one Super Bowl since 1980.

In their five Super Bowl appearances, the Raiders have been led by four head coaches and started four quarterbacks.

With four postseason victories, the Raiders were the first of the AFC West teams to win multiple postseason contests in the new millennium by six years.

Since 1963, when Al Davis first took over the failing Oakland franchise that had struggled to win only nine of 42 league games in the initial three seasons of the new AFL and pledged to build the finest organization in sports, the Raiders have dominated professional football in terms of consistent victory. During the memorable 61 years in Oakland, Los Angeles and now Las Vegas, the Raiders won 481 league games, tied 11 and lost 440.

"Commitment to Excellence" has never been an idle phrase to those who have proudly represented the Raiders organization during the '60s, '70s, '80s, '90s and the new millennium as shown by their domination of pro football.

More than 24 of the great players who proudly wore the Silver and Black, as well as Owner-Leader Al Davis, legendary Head Coach John Madden and trailblazer Head Coach Tom Flores have been enshrined in the Pro Football Hall of Fame. The Raiders have also produced six Coaches of the Year.

In addition, 74 Pro Bowl players have earned 206 Pro Bowl selections representing the Silver and Black. In 1970, as the Raiders began their second decade of play, the merger between the AFL and NFL became a reality on the field. In the 1970 through 2012 period of interconference play, the Raiders compiled a remarkable 92-77-1 record against present National Football Conference rivals.

Another innovation came to professional football in 1970 — "Monday Night Football." The Raiders' domination of this prime-time television series has seen the Silver and Black build a 41-29-1 record in Monday night play. In the 50 years of this series, the Raiders are 18-9-0 in "Monday Night Football" games at home.

Through the decades — the '60s, '70s, '80s, '90s, 2000s and now the 2010s — the Raiders have had the greatest players, the greatest coaches, the greatest plays and participated in the greatest games in the annals of professional sports.

Challengers to Raider domination of professional football will arise as they have in the '60s, '70s, '80s, '90s and the new millennium. The Raider organization will continue to meet these challenges.



SUPER BOWL XI

SUPER BOWL XV

SUPER BOWL XVIII

GENERAL MANAGER MIKE MAYOCK



Mike Mayock was named General Manager of the Raiders on Dec. 31, 2018, becoming just the third general manager in Raiders franchise history. Mayock previously served as an Emmy-nominated analyst and draft expert for the NFL Network and handled color commentary duties in the broadcast booth for both college and NFL games before joining the Silver and Black.

Mayock applied his expertise in player evaluation once again in the 2021 early free agency period, addressing needs on defense by signing defensive end Yannick Ngakoue and defensive tackle Solomon Thomas, while adding dynamic playmakers in wide receiver John Brown and running back Kenyan Drake on offense. Mayock and the Raiders were also able to retain important contributors on the Raiders roster, extending the contracts of tackle Kolton Miller and center Andre James, while re-signing defensive tackle Jonathan Hankins and linebacker Nicholas Morrow.

The 2021 NFL Draft saw the Raiders take a methodical approach that added talent and overall depth to the roster. Headlining the draft haul was Alabama All-American Alex Leatherwood in the first round, a key addition to the offensive line who is expected to start immediately at right tackle for the Silver and Black. The Raiders were then able to execute the first of two draft-day trades, moving up five spots to secure TCU safety Tre'von Moehrig with the 43rd-overall pick, adding a dynamic playmaker to the secondary. Las Vegas continued to stock the defense with back-to-back picks in the third round, selecting pass rusher Malcolm Koonce from Buffalo and linebacker Divine Deablo from Virginia Tech with the No. 79 and No. 80 picks, respectively. Continuing to add athleticism and versatility to the defense, Mayock traded up into the fourth round on the draft's third day to select Missouri safety Tyree Gillespie before nabbing Illinois cornerback Nate Hobbs in the fifth round. Pittsburgh offensive lineman Jimmy Morrissey rounded out the team's selections in the seventh round, concluding a draft in which the Raiders did not pick an offensive skill position player for the first time in franchise history.

Mayock provided his own stamp on the Raiders' roster through free agency in both 2019 and 2020, adding significant talent to increase depth and competition throughout the roster. In 2020, the Raiders signed 12 new unrestricted free agents to address needs on both sides of the ball. The linebacker corps was bolstered with the signings of Nick Kwiatkoski and Cory Littleton, while the additions of future Hall of Fame tight end Jason Witten and quarterback Marcus Mariota provided depth and leadership.

Mayock's second NFL Draft with the Silver and Black in 2020 saw the Raiders add speed, toughness and a desire for competition, identified as key "Raider traits," with seven picks through just four rounds. Roster needs at wide receiver and cornerback were addressed early, as explosive Alabama wide receiver Henry Ruggs III, the fastest player in the draft, and versatile Ohio State cornerback Damon Arnette were taken in the first round. Without a second-round pick, Mayock used two of three third-round selections to nab South Carolina wide receiver Bryan Edwards and Clemson linebacker Tanner Muse. On the draft's third day, Mayock used a second draft-day trade to move up and select Clemson guard John Simpson, the fifth player plucked from "Death Valley" by the Raiders in two years, before rounding out the class by drafting Louisiana Tech cornerback Amik Robertson later in the fourth round.

In his first NFL Draft at the helm, Mayock used four picks among the top-40 players selected to assemble a group of "foundational" standouts. The Raiders selected defensive lineman Clelin Ferrell from Clemson with the fourth-overall pick before adding Alabama running back Josh Jacobs and Mississippi State safety Johnathan Abram with late first-round selections. Mayock executed two trades on the draft's second day to move back to the 40th-overall spot, selecting Clemson defensive back Trayvon Mullen and netting additional fourth and fifth-round picks. The Raiders were involved in five draft-day trades in total, trading up in the fifth round to pick Clemson wide receiver Hunter Renfrow, helping complete a draft haul that earned plaudits from around the NFL.

In addition, five rookie free agents who signed with the Silver and Black immediately after the draft spent significant time on the active roster during the 2019 season, including fullback Alec Ingold, who was selected as Pro Bowl alternate, and punter A.J. Cole, who placed 33 punts inside the 20-yard line, tied for the third-most in Raiders history.

The Raiders' 2019 rookie class registered as one of the most immediately impactful in team history, producing the PFWA Offensive Rookie of the Year Award winner in Jacobs, while rookie defensive end Maxx Crosby, a fourth-round selection, finished the year as an AP Defensive Rookie of the Year finalist. As a whole, the 2019 draft class led the NFL in sacks (14.5), touchdowns from scrimmage (17), rushing yards (1,167), rushing touchdowns (seven), rushing first downs (60) and yards after catch (676), while finishing second in receptions (107), receiving yards (1,112) and first-down receptions (62).

Prior to assembling talent for the Raiders, Mayock's NFL Draft analysis had been one of the most respected voices among media, NFL front office personnel and team scouting departments. His expertise featured within the NFL Network's extensive coverage of the NFL Draft, including the show "Path To The Draft," as well as the network's exclusive coverage of the NFL Scouting Combine and the Reese's Senior Bowl.

Outside of the studio, Mayock served as the television analyst for the Philadelphia Eagles' preseason games since 2015. He also served as a game analyst for NFL Network's broadcasts of the Senior Bowl and East-West all-star game, as well as preseason analyst for the Minnesota Vikings for several seasons.

In 2010, Mayock became the color commentator for NBC's coverage of Notre Dame football, teaming with play-by-play announcer Tom Hammond. In January 2011, he teamed with Hammond to call NBC's broadcast of the NFC Wild Card playoff game between the New Orleans Saints and the Seattle Seahawks. The following year, he called an AFC Wild Card contest featuring the Cincinnati Bengals and the Houston Texans.

Mayock teamed with Brad Nessler to call the NFL Network's Thursday Night Football package from 2011-2013.

Prior to joining NFL Network, Mayock served as a college football analyst for ABC Sports (2001-03), Fox Sports Net (2000), and CBS Sports (1996-99). He also covered the NCAA Men's Basketball Tournament as a reporter for CBS (1997-99). From 1993-95, Mayock worked on ESPN's coverage of the Canadian Football League.

A 10th-round pick in the 1981 NFL Draft by the Pittsburgh Steelers, Mayock then played for the New York Giants from 1982-83. He is a member of the Boston College Hall of Fame, where he captained both the football and baseball teams. Mayock graduated from Boston College in 1980.

Mayock and his wife Amanda have four children (Leigh, Michael, Mackenzie and Jack).



RECAPPING MAYOCK'S FIRST THREE DRAFTS

2021 DRAFT CLASS

Round	Round Pick	Overall Pick	Position	Player	School
1	17	17	T	Alex Leatherwood	Alabama
2	11	43#	S	Trevon Moehrig	TCU
3	16	79^	DE	Malcolm Koonce	Buffalo
3	17	80	LB	Divine Deablo	Virginia Tech
4	38	143\$	S	Tyree Gillespie	Missouri
5	23	167*	CB	Nate Hobbs	Illinois
7	2	230#	C	Jimmy Morrissey	Pittsburgh

\$ Acquired the 143rd overall selection (**S Tyree Gillespie**) in the 2021 NFL Draft from New York Jets in exchange for 162nd overall selection (**traded to Kansas City - TE Noah Gray**) and 200th overall selection (**DB Brandin Echols**) in the 2021 NFL Draft on May 1, 2021.

Acquired the 43rd overall selection (**S Tre'von Moehrig**) and the 230th overall selection (**C Jimmy Morrissey**) in the 2021 NFL draft from San Francisco in exchange for the 48th overall selection (**OL Aaron Banks**) and 121st overall selection (**traded to Jaguars - LB Jordan Smith**) in the 2021 NFL Draft on April 30, 2021.

* Acquired the 167th overall selection (**CB Nate Hobbs**) in the 2021 NFL Draft from Seattle in exchange for **G Gabe Jackson** on March 20, 2021.

^ Acquired 79th overall selection (**DE Malcolm Koonce**) in the 2021 NFL Draft from Arizona in exchange for **C Rodney Hudson** and the 244th overall selection (**traded to Miami - RB Gerrid Doaks**) in the 2021 NFL Draft on March 19, 2021.

2020 DRAFT CLASS

Round	Round Pick	Overall Pick	Position	Player	School
1	12	12	WR	Henry Ruggs III	Alabama
1	19	19^	CB	Damon Arnette	Ohio State
3	16	80	RB	Lynn Bowden Jr.	Kentucky
3	17	81^	WR	Bryan Edwards	South Carolina
3	36	100+	LB	Tanner Muse	Clemson
4	3	109*	G	John Simpson	Clemson
4	33	139+	CB	Amik Robertson	Louisiana Tech

^ Acquired 19th overall selection (**CB Damon Arnette**) and 81st (**WR Bryan Edwards**) overall selection in the 2020 NFL Draft, in addition to the 24th overall selection (eventually became **RB Josh Jacobs**) and 196th overall selection in the 2019 NFL Draft (later traded to New York Jets, eventually became **CB Blessuan Austin**) from Chicago in exchange for DE Khalil Mack and 2020 43rd (eventually became **TE Cole Kmet**) and 226th (**G Arlington Hambricht**) overall selections on Sept. 1, 2018.

+ Acquired 100th (**LB Tanner Muse**), 139th (**CB Amik Robertson**) and 172nd overall selections in the 2020 NFL Draft from the New England Patriots in exchange for the 91st (originally acquired from Seattle through Houston in exchange for **CB Gareon Conley** on Oct. 20, 2019 and eventually became **TE Devin Asiasi**) and 159th (eventually became **K Justin Rohrwasser**) overall selections.

* Acquired 109th overall selection (**G John Simpson**) in the 2020 NFL Draft from the Detroit Lions in exchange for the 121st (eventually became **G Logan Stenberg**) and 172nd (eventually became **RB Jason Huntley**) overall selections.

2019 DRAFT CLASS

Round	Round Pick	Overall Pick	Position	Player	School
1	4	4	DE	Clelin Ferrell	Clemson
1	24	24^	RB	Josh Jacobs	Alabama
1	27	27%	S	Johnathan Abram	Mississippi State
2	8	40\$	CB	Trayvon Mullen	Clemson
4	4	106	DE	Maxx Crosby	Eastern Michigan
4	27	129%	CB	Isaiah Johnson	Houston
4	35	137&	TE	Foster Moreau	LSU
5	11	149#	WR	Hunter Renfrow	Clemson
7	16	230&	DE	Quinton Bell	Prairie View A&M

^ Acquired 24th overall selection (**RB Josh Jacobs**) and 196th overall selection (later traded to New York Jets), in addition to 2020 first- and third-round selections from Chicago in exchange for **DE Khalil Mack** and 2020 second- and conditional fifth-round selection on Sept. 1, 2018.

% Acquired 27th overall selection (**S Johnathan Abram**) from Dallas in exchange for **WR Amari Cooper** on Oct. 22, 2018.

\$ Acquired 40th overall selection (**CB Trayvon Mullen**) and 158th overall selection from Buffalo in exchange for 38th overall selection (eventually became **T Cody Ford**), acquired from Jacksonville along with 109th overall selection in exchange for 35th overall selection (eventually became **T Jawaan Taylor**), 140th overall selection (eventually became **RB Ryquell Armstead**) and 235th overall selection (eventually became **DT Dontavious Russell**).

% Acquired 129th overall selection (**CB Isaiah Johnson**) and 135th overall selection from Indianapolis in exchange for 109th overall selection (eventually became **S Khari Willis**).

& Acquired 137th overall selection (**TE Foster Moreau**) and 230th overall selection (**DE Quinton Bell**) from Atlanta in exchange for 135th overall selection (eventually became **DE John Charleston**).

Acquired 149th overall selection (**WR Hunter Renfrow**) from Cincinnati in exchange for 158th overall selection (eventually became **CB Michael Jackson**) and 218th overall selection (eventually became **RB Mike Weber**).

2021 KEY ACQUISITIONS

RB KENYAN DRAKE



NFL Exp.: 6
Previous Team: Arizona Cardinals

CAREER:

Career totals include 83 appearances with 39 starts, compiling 723 rushing attempts for 3,221 yards (4.5 avg.) and 28 TDs, while also tallying 184 receptions for 1421 yards and an additional seven scores...Has returned 36 kickoffs for 875 yards (24.3 avg.), including one returned 96 yards for a TD.

AT A GLANCE:

- On Oct. 17, 2021 became the first Raiders player with a TD catch and a TD run in the same game since RB Darren McFadden did it in Buffalo on Sept. 18, 2011.
- In 2020, registered his third-career season with 1,000-plus scrimmage yards including a team-high 955 rushing yards for the NFL's sixth-ranked offense and seventh-ranked rushing attack in 2020.
- Tallied a career-high 10 rushing TDs and joined QB Kyler Murray (11) to form the first QB/RB duo with 10-plus rushing TDs each in a season, marking just the second time in NFL history the feat has been accomplished.
- In 2019, led the Cardinals in rushing yards (643) and rushing TDs (eight) in eight games after being acquired in a Week 9 trade.
- Scored four rushing TDs against Cleveland on Dec. 15, 2019, becoming the fifth Cardinal to score four-or-more rushing TDs in a game in team history en route to earning FedEx Ground Player of the Week honors.
- Recorded a career-high 53 receptions for 477 yards and five TDs in 2018.
- Scored on a 52-yard double-lateral as time expired in the fourth quarter to give the Dolphins a 34-33 win over the Patriots in what was dubbed "The Miami Miracle" on Dec. 9, 2018.

CB CASEY HAYWARD JR.



NFL Exp.: 10
Previous Team: Los Angeles Chargers

CAREER:

Career totals include 135 appearances with 101 starts over his first 10 seasons in the NFL, recording 387 tackles (326 solo), 23 INTs, including two returned for TDs, 104 passes defended, two forced fumbles and four fumble recoveries...In eight postseason contests with four starts, has tallied 26 stops (22) and four passes defended.

AT A GLANCE:

- Since 2012, ranks sixth in the NFL in passes defended (104) and is tied for 10th in INTs (23).
- Played in 107 consecutive games to mark an NFL record among cornerbacks, while also starting in 70 consecutive contests prior to being inactive in Week 12 of the 2020 season.
- Selected to the Pro Bowl twice (2016-17) and is a two-time second-team All-Pro selection by The Associated Press (2016-17).
- Led the NFL with a career-high seven INTs in 2016, including one returned for a TD, while adding 20 passes defended en route to his first Pro Bowl, a second-team All-Pro honor and garnering AFC Defensive Player of the Month for November.
- As a rookie in 2012, he was named to the All-Rookie Team by the Professional Football Writers of America and garnered Defensive Rookie of the Month honors for October.

DT QUINTON JEFFERSON



NFL Exp.: 6
Previous Team: Buffalo Bills

CAREER:

Has appeared in 61 contests and made 31 starts, compiling 101 tackles (55 solo), 12.5 sacks, two forced fumbles, three fumble recoveries and six passes defended...In postseason action, has appeared in six contests between the Seahawks and Bills, totaling nine stops (four) and two sacks.

AT A GLANCE:

- Played in 16 contests for the second time in his career while making three starts for the Bills in 2020, totaling totaled 23 tackles (14), three sacks, one pass defended, one forced fumble and one fumble recovery.
- Appeared in 39 games over his four seasons with the Seahawks, making 24 starts and totaling 59 tackles, 7.5 sacks, five passes defended and two fumble recoveries from 2016-19.
- In 2019, posted career highs in tackles (26), sacks (3.5) and passes defended (three), while also registering one fumble recovery.

LB DENZEL PERRYMAN



NFL Exp.: 7
Previous Team: Los Angeles Chargers

CAREER:

Has appeared in 75 games with 57 starts, totaling 414 tackles (289 solo), five sacks, three INTs, six passes defended, three forced fumbles and three fumble recoveries.

AT A GLANCE:

- Through the first six weeks of 2021, ranks tied for first in the NFL with 72 tackles, while also ranking tied for first with an average of 12 tackles per game.
- In 2021, is the only player in the NFL to record at least 10 tackles in all six games.
- In 2016, he led the team with a career-high 71 tackles and added two sacks, one INT and two passes defended.

2021 KEY ACQUISITIONS

DE YANNICK NGAKE



NFL Exp.: 6
Previous Team: Baltimore Ravens

CAREER:

Career totals include 84 appearances with 76 starts, compiling 156 tackles (134 solo), 47.5 sacks, two INTs including one returned for a TD, 11 passes defended, 18 forced fumbles and three fumble recoveries...Postseason totals include five

games played with four starts, totaling four tackles, one sack, one pass defended and one forced fumble.

AT A GLANCE:

- Is one of four players since 1982 (when sacks became an official stat) to begin his career with five consecutive season eight-plus sack seasons.
- Ranks tied for fourth in the NFL with 18 forced fumbles since 2016.
- In 2020, appeared in 15 contests (six with Min. and nine with Bal.) and made eight starts, totaling 23 tackles, eight sacks, one pass defended and four forced fumbles.
- Started in all 15 games in which he appeared in 2019, amassing a career-high 41 tackles (36) and adding eight sacks, six passes defended, four forced fumbles and one fumble recovery.
- Started in all 16 contests in 2018 and posted the second-most sacks in his career, tallying 9.5 and a team-high 33 quarterback hits.
- Set career highs in 2017 when compiling 12 sacks, a league-high six forced fumbles and two fumbles recoveries en route to his first career Pro Bowl nod.
- His 37.5 career sacks with the Jacksonville Jaguars ranks second in franchise history.
- Ranks tied for first in Jaguars history with eight multi-sack contests.
- Holds the Jaguars rookie record for most sacks in a single season (eight).

WR WILLIE SNEAD IV



NFL Exp.: 7
Previous Team: Baltimore Ravens

CAREER:

Career totals include 92 games played with 48 starts, totaling 278 receptions for 3,425 yards with 16 TDs...Also appeared in six postseason contests, recording 19 receptions for 165 yards.

AT A GLANCE:

- Recorded a career-high five TDs, adding 31 receptions for 339 yards to Baltimore produce the league's No. 1 scoring offense (33.2 ppg) in 2019.
- In 2015, ranked second among rookies in receptions (69) and receiving yards (984).

LB K.J. WRIGHT



NFL Exp.: 11
Previous Team: Seattle Seahawks

CAREER:

Career totals include 150 contests with 142 starts, totaling 950 tackles (594 solo), 67 tackles for loss, 13.5 sacks, six INTs, 54 passes defended, 11 forced fumbles and nine fumble recoveries...

In postseason action, Wright has played in 15 games with 14 starts and tallied 109 tackles (65), two sacks, six tackles for loss, one INT and four passes defended.

AT A GLANCE:

- Since entering the league in 2011, he has registered five 100-plus tackle seasons, including a career-best 132 tackles in 2019.
- His 934 career tackles ranked third-most in Seahawks' history, while his five seasons of 100-or-more tackles rank as the second-most such seasons in club history.
- His 950 tackles rank fourth-highest among all active players in the NFL.
- His 54 passes defended since 2011 rank third-most among all NFL linebackers during that span.
- Named a Pro Bowler in 2016 after starting all 16 games and recording 126 tackles (72), four sacks and five passes defended.
- In 2013, he helped lead the Seahawks to a victory in Super Bowl XLVIII by recording seven tackles (five) in the championship game.

DT SOLOMON THOMAS



NFL Exp.: 5
Previous Team: San Francisco 49ers

CAREER:

Has appeared in 54 contests with 30 starts, totaling 104 tackles (77 solo), 17 tackles for loss, 8.5 sacks, two passes defended, two forced fumbles and one fumble recovery...In three career postseason appearances, has recorded four tackles and one sack.

AT A GLANCE:

- Through the first six weeks of 2021, has registered a career-high two forced fumbles and ranks second on the team with 2.5 sacks.
- In 2019, played in all 16 games for the second time in his career, totaling 21 stops (15) and two sacks during the regular season, while adding four tackles and one sack in three postseason contests en route to helping the 49ers reach Super Bowl LIV.
- Appeared in 14 games and made 12 starts as a rookie in 2017, while registering career highs in tackles (41) and sacks (three).

RAIDERS IN THE COMMUNITY / INTERESTING FACTS

5 JOHNATHAN ABRAM

- Teamed up with Health Plan of Nevada to host a night of fun for kids of Big Brothers Big Sisters of Southern NV to pass out free 170 pairs of athletic shoes to promote active and healthy lifestyles.

QB DEREK CARR

- His brother, David Carr, was a former No. 1 overall pick of the Houston Texans and the two brothers started a training facility in Bakersfield, CA together called Carr Elite in 2014.
- Carr and his wife, Heather, have established DC4KIDS in 2016, a campaign intended to fund the most immediate needs of patients at Valley Children's Hospital in Madera, CA.

RB KENYAN DRAKE

- Visited Mexico in 2018 and Brazil in 2019 as a Smile Train ambassador to help create new smiles for children with untreated clefts in the developing world. He also hosted the second annual Smile Train Family Fun Day to raise awareness and funds for the program.
- Started his own clothing line with all proceeds going to Smile Train.
- While growing up in the Atlanta area, Drake often participated in after school programs hosted by Boys and Girls Clubs, and now, he regularly visits local Boys and Girls Clubs to mentor children. During the 2017 season, Drake was named the Week 16 NFLPA Community MVP for providing a night of holiday food and fun for 125 kids at a Boys and Girls Club in Broward County, Fla.

DE CLELIN FERRELL

- Partnered with Levar Stoney, Mayor of City of Richmond, Va., to donate \$100,000 to the Family Crisis Fund and the Eviction Diversion Program in 2020.

FB ALEC INGOLD

- Nominated by the Raiders for the Walter Payton NFL Man of the Year Award in 2020.
- Partnered with Junior Achievement Southern Nevada to bring 8th-12th grade students a Virtual Money Mini Camp in an attempt at reducing the wage gap by enhancing financial literacy and professional development in underprivileged high schools.
- Partnered with @AdoptUSKids to help raise awareness about the need for more foster and adoptive families for children and youth.
- Is involved with several campaigns including Adoption Month and a Las Vegas television station series which features local children seeking fostering or adoption. Also working with the Clark County Department of Family Services on social media postings to raise awareness for their foster and adoption programs.
- Started a motivational series titled "Mindset Monday" on Instagram.
- Joined Special Olympics athletes from Nevada and California as they participated in "Virtual Fall Sports & Fitness".
- Served and shared nutritious meals with first and second grade students at Jack Dailey Elementary, a Title I school in Las Vegas, highlighting the importance of fueling up for a successful school day.

RB JOSH JACOBS

- Hosted his first annual 'Josh Jacobs Youth Football Camp' in July 2021 with 350 local kids in attendance in Las Vegas.
- Teamed up with FedEx and BlessinBackpack in 2020 to help deliver food to elementary school kids in the Las Vegas area.
- Partnered with Luuf to provide mattresses for youths in homeless shelters, foster care and transitional housing situations. They distributed \$100,000 in youth mattresses in 2020.
- Partnered with Clark County Nevada to provide 42,000 Nevada kindergarten kids with child ID kits in October 2019.

DT QUINTON JEFFERSON

- Working with Seattle artist Kendall Roque, Jefferson wears a new pair of specially designed cleats to wear pregame during every game of the season. He also has a collection of over 500 sneakers.

QB MARCUS MARIOTA

- His @MM8Foundation provided 3,000 meals to homeless shelters across Oahu, Hawaii for the holidays and donated 500 pounds of food to the humane society and SPCA to help dogs.
- His Motiv8 foundation helped distribute 1,000 meals a day at Kauluwe-la and Palolo Elementary Schools while schools were shut down due to COVID-19, starting on Monday, March 30 through the end of the school year on May 29.
- In 2016, Mariota launched his Motiv8 Foundation, which serves the communities of Middle Tennessee, Eugene and Honolulu. The Motiv8 Foundation aims to create and support economic and educational programs and athletic activities to provide an alternative outlet for youth of troubled neighborhoods and backgrounds.

TE DARREN WALLER

- Hosted his second annual 'Beyond the Wall' fundraising gala on Sept. 27, 2021 with proceeds from the event benefiting The Darren Waller Foundation and its mission to support youth in avoiding and overcoming addiction to drugs and alcohol.
- Met with the first three recipients of his Against The Wall grant that pays for 30-day intensive inpatient substance abuse treatment for youth addicts.
- Launched the Darren Waller Foundation in March 2020 with the purpose to equip youth to avoid and overcome addiction to drugs and alcohol and support youth and their families during their recovery and treatment journey.
- Partnered with Emergent BioSolutions in a new opioid awareness campaign to shine a spotlight on the overdose crisis. The campaign, called Reverse the Silence, debuted on July 26 and features an unbranded website, plus nationwide television and radio spots that aim to address the stigma surrounding opioid overdoses, which are often accidental.
- Hosted 100 children grades 3-8 from the Las Vegas area for his youth football camp in July of 2021.
- In 2021, Waller headlined 'A Concert to Shine On' brought to life by Darren's passion for music and equipping youth to avoid and overcome addiction to drugs and alcohol. The event included live auction before the concert started.
- Released his second album Wall Street in September of 2019 and in May 2020, released the music video for his song, "Profits", which is the second song to receive a music video from his album — "SHSW".
- His great-grandfather was famed jazz pianist Fats Waller.

TEAM EFFORT

- The organization kicked off 2020 pledging \$500,000 that eliminated school lunch and breakfast debt for all qualifying school districts and charter schools enrolled in the National School Lunch and Breakfast Program in Nevada. Throughout the season the team also launched a voter education and registration platform, and encouraged completion of the 2020 Census to shape Nevada's future.
- The Las Vegas Raiders organization, players and coaches contributed over \$1.35 million worth of financial donations, personal protective equipment and meals to help Southern Nevada in the face of the COVID-19 pandemic. A total of 545,500 meals were provided for the community as a direct result of the team's contributions.
- Las Vegas Raiders organization and Raiders players established a charitable platform called The All For You Crew focused on addressing social injustices by supporting first responders, education and youth programming.

<https://www.raiders.com/community/>

2020 PRO BOWL RAIDERS

RB JOSH JACOBS AND TE DARREN WALLER NAMED TO 2020 PRO BOWL

Josh Jacobs earned his first selection to the annual All-Star game after becoming the team's all-time rushing leaders through a player's first two seasons (2,215 yards). In 2020, Jacobs ranked third in rushing attempts (273), eighth in rushing yards (1,1065) and tied for fourth in rushing touchdowns (12). The second-year rusher logged at least two touchdowns in four contests this season, including a three-touchdown performance in Week 1, tied for second-most in a single game this season. His three touchdowns tied a single-game franchise record, as he became just the second player in NFL history with at least two rushing touchdowns in Week 1 of both their rookie season and second season. Jacobs became the first running back in the storied history of the Raiders to rush for 1,000 yards in each of his first two seasons. He joined Marcus Allen and Mark van Eeghen as the only running backs in club lore to surpass the 1000-yard mark in multiple seasons.

Darren Waller also earned his first selection to the Pro Bowl after one of the greatest seasons by a player in Raiders lore, breaking Hall of Famer Tim Brown's record for most receptions in a single season by posting 107 in 2020. Waller became just the sixth tight end in league history to surpass 100 catches in a season, as he also posted a career-high 1,196 receiving yards and nine touchdown receptions. Waller hauled in at least five passes in an incredible 13 games this season, finishing fourth overall in the NFL in total catches. He also surpassed 100 receiving yards in five contests, giving him 10 total since the beginning of 2019, the most in the NFL among all tight ends. Among Waller's exceptional highlights this year includes one of the best performances from a tight end in NFL history, as he hauled in 13 passes for 200 yards and two receiving touchdowns in Week 13. Waller joined Hall of Famer Shannon Sharpe (2002) as the only tight ends in league annals to post at least 10 receptions, 200 yards and two touchdowns in a single game. Just two weeks later in Week 15, Waller posted another nine receptions for 150 yards and a touchdown, surpassing the 150-yard barrier for the second time in three games. The only other tight ends to log 150 receiving yards two times in a single season are Sharpe, Hall of Famer Kellen Winslow and Christensen. With 425 receiving yards in the last three weeks, Waller surpassed Sharpe's (1996) and Jimmy Graham's (2013) previous record (413 yards) for most yards by a tight end in a three-game span in NFL history.



WINNING WAYS

The Raiders are among the elite teams in NFL history, ranking among the top teams from 1963-2021 in winning percentage of teams playing at least 500 games. The Raiders rank seventh with a .538 percentage since Al Davis was named head coach and general manager in 1963.

NFL WINNING PERCENTAGE 1963-2021 (MIN. 500 GAMES)


Rank	Team	W	L	T	Pct.
1.	Dallas Cowboys	522	371	3	.585
2.	Pittsburgh Steelers	515	372	9	.580
3t.	New England Patriots	498	391	7	.560
3t.	Green Bay Packers	494	387	15	.560
5.	Minnesota Vikings	493	393	10	.556
6.	Miami Dolphins	468	382	4	.551
7t.	Las Vegas Raiders	476	409	11	.538
7t.	Denver Broncos	477	410	9	.538
9.	Kansas City Chiefs	473	411	12	.535
10.	Indianapolis Colts	474	416	6	.533

ROAD WARRIORS

The Raiders are among the top-performing road teams in NFL history. The Silver and Black rank fifth since 1963 with a .480 winning percentage in games away from home.

TOP ROAD RECORDS 1963-2021 (MIN. 300 GAMES)

Rank	Team	W	L	T	Pct.
1.	Dallas Cowboys	230	217	1	.515
2.	Indianapolis Colts	218	227	2	.490
3.	New England Patriots	218	228	2	.489
4.	Pittsburgh Steelers	214	228	5	.484
5.	Las Vegas Raiders	211	229	8	.480
6.	San Francisco 49ers	213	232	3	.479
7.	Miami Dolphins	201	227	1	.470
8.	Green Bay Packers	206	236	7	.466
9.	Los Angeles Rams	206	237	5	.465
10.	Minnesota Vikings	204	236	7	.464



TEAM NOTES

CARR AT THE HELM



QB Derek Carr was named the Raiders' starting QB heading into the 2014 season, becoming the first rookie QB in team history to start in Week 1. In 2016, he became the first QB in franchise history to throw for 3,000 yards in each of his first three seasons and led seven fourth-quarter comebacks en route to winning the NFL's Castrol Edge Clutch Performer of the Year award. In 2018, Carr set a new franchise mark for most consecutive pass attempts without an interception (332), while also setting an NFL record for most completions (1,759) through a player's first five years in the NFL. In 2019, Carr became the first quarterback in franchise history to pass for 4,000 yards in multiple seasons, while also setting a new franchise record for completion percentage (70.4 percent). Through Year 7, Carr became just the 27th player in club history to record 100 starts and holds the franchise record for touchdown passes and passing yards, while setting the NFL record for most fourth quarter comebacks (21) through a player's first seven seasons in the league. In 2020, Carr completed 348-of-517 passes for a career-high 4,103 yards, 7.9 yards per attempt and the second-best passer rating (101.4) in club history, while also joining Peyton Manning as the only players in NFL history to complete 300 passes in each of their first seven seasons.

----- DEREK CARR CAREER STATISTICS -----

Year	GP/GS	W-L	Cmp.	Att.	%	Yards	TDs	INTs	Rtg.
2014	16/16	3-13	348	599	58.1	3,270	21	12	76.6
2015	16/16	7-9	350	573	61.1	3,987	32	13	91.1
2016	15/15	12-3	357	560	63.8	3,937	28	6	96.7
2017	15/15	6-9	323	515	62.7	3,496	22	13	86.4
2018	16/16	4-12	381	553	68.9	4,049	19	10	93.9
2019	16/16	7-9	361	513	70.4	4,054	21	8	100.8
2020	16/16	8-8	348	517	67.3	4,103	27	9	101.4
2021	6/6	4-2	149	232	64.2	1,946	10	4	97.7
Career	116/116	51-65	2,617	4,062	64.4	28,842	180	75	92.4

ALL-TIME TOUCHDOWN LEADER

In just his seventh year and in Week 4 against the Buffalo Bills in 2020, **QB Derek Carr** broke legendary Raiders QB Ken Stabler's record of 150 touchdown passes as a Raider.

----- TOUCHDOWN PASSES AS A RAIDER -----

Rank	Player	Pass TDs
1.	Derek Carr	180
2.	Ken Stabler	150
3.	Daryle Lamonica	148
4.	Rich Gannon	114
5.	Tom Flores	92

MULTI-TD GAMES

In Week 9 against the Los Angeles Chargers in 2020, **QB Derek Carr** surpassed Daryle Lamonica for most games with at least two touchdown passes as a Raider, as he recorded his 47th such game.

----- RAIDERS QBs WITH MULTI-TD PASSES IN A CONTEST -----

Rank	Player	Games
1.	Derek Carr	56
2.	Daryle Lamonica	46
3.	Ken Stabler	42
4.	Rich Gannon	34
5.	Tom Flores	29

AFC OFFENSIVE PLAYER OF THE MONTH

This is the first time Carr has been named Player of the Month in his eight-year NFL career.

Stat line: Completed 88-of-136 passes for 1,203 yards (64.7 percent) with six touchdowns against two interceptions for a passer rating of 101.4.

- His 1,203 passing yards ranked first in the NFL during the month of September.
- Became only the fourth player with at least 1,200 passing yards through his team's first three games of a season in NFL history, joining Ryan Fitzpatrick (2018), Kurt Warner (2,000) and Tom Brady (2011).
- Recorded at least 350 passing yards and two touchdowns in each of his team's first three games of the season.
- His 88 passing completions ranked tied for first in the AFC during the month of September.
- His six passing touchdowns ranked tied for fourth in the AFC during the month of September.
- His 101.4 passer rating ranked fifth in the AFC during the month of September.
- His 52 first down completions ranked tied for first in the AFC during the month of September.

FRANCHISE RECORD

In 2019, he cemented himself as the club's all-time passing yards leader, breaking the record held by Hall of Fame QB Ken Stabler since 1979. Carr became just the 15th quarterback in NFL history to surpass 19,000 passing yards in 80 career games or less, as his 19,196 yards ranked 12th through a player's first 80 career contests. A look below shows the club's top-5 passing leaders in franchise history. He surpassed the 20,000-yard barrier in his 84th game and surpassed 25,000 yards in his 104th game, the 12-fewest games to 25,000 yards in NFL history.

----- PASSING YARDS AS A RAIDER -----

Rank	Player	Passing Yards	Career Games
1.	Derek Carr	28,842	115
2.	Ken Stabler	19,078	130
3.	Rich Gannon	17,585	74
4.	Daryle Lamonica	16,655	95
5.	Jim Plunkett	12,665	70



300-YARD GAMES

Carr has eclipsed the 300-yard mark 29 times so far in his career. The Raiders are 19-10 when Carr reaches the 300-yard milestone, and 4-0 when Carr surpasses the 400-yard barrier. In 2020, Carr tied a career high with six 300-yard passing games, a mark he previously hit in his second year in 2015.

----- CARR'S 300-YARD PASSING GAMES -----

Date	Opp.	Yards	Att./Cmp.	TDs	Passer Rtg.	Result
10/30/16	at TB	513	40/59	4	117.4	W, 30-24 (OT)
9/30/18	Cle	437	35/58	4	92.4	W, 45-42 (OT)
9/13/21	Bal.	435	34/56	2	89.5	W, 33-27 (OT)
10/19/17	KC	417	29/52	3	101.2	W, 31-30
12/29/19	at Den.	391	29/46	1	97.3	L, 15-16
9/26/21	Mia.	386	26/43	2	95.7	W, 31-28 (OT)
9/19/21	at Pit.	382	28/37	2	126.2	W, 26-17
12/6/20	at NYJ	381	28/47	3	97.9	W, 31-28
1/3/21	at Den.	371	24/38	2	91.0	W, 32-31
9/20/15	Bal.	351	30/46	3	100.9	W, 37-33
10/11/20	at KC	347	22/31	3	126.7	W, 40-32
9/23/18	at Mia.	345	27/39	1	83.8	L, 20-27
10/17/21	at Den.	341	27/18	2	134.4	W, 34-24
12/26/20	Mia.	336	21/34	1	104.5	L, 25-26
11/1/15	NYJ	333	23/36	4	130.9	W, 34-20
11/29/15	at Ten.	330	24/37	3	120.3	W, 24-21
10/26/14	at Cle.	328	34/54	1	86.0	L, 13-23
12/9/18	Pit.	322	25/34	2	122.4	W, 24-21
9/11/16	at NO	319	24/38	1	98.5	W, 35-34
10/9/16	SD	317	25/40	2	93.4	W, 34-31
12/13/20	Ind.	316	31/45	2	85.0	L, 27-44
11/27/16	Car.	315	26/38	2	100.2	W, 35-32
9/27/15	at Cle.	314	20/32	2	115.9	W, 27-20
10/29/17	at Buf.	313	31/49	1	71.2	L, 14-34
10/4/20	Buf.	311	32/44	2	107.3	L, 23-30
9/10/18	LAR	303	29/40	0	62.8	L, 13-33
11/15/15	Min.	302	29/43	2	83.7	L, 14-30
11/8/15	at Pit.	301	24/44	4	96.9	L, 35-38
11/5/17	at Mia.	300	21/30	1	99.3	W, 27-24

20 TD PASSES

Only six quarterbacks in NFL history have passed for 20 touchdowns in six of their first seven seasons in the NFL. That list can be found below.

--- SEASONS WITH 20 TD PASSES THROUGH YEAR 7 ---

Rank	Player	Years	Count
1t.	Peyton Manning	1998-04	7
1t.	Dan Marino	1983-89	7
1t.	Russell Wilson	2012-18	7
4t.	Derek Carr	2014-20	6
4t.	Eli Manning	2005-010	6
4t.	Matt Ryan	2009-14	6

THREE-TD GAMES

Though Year 8, Carr has totaled 22 career games with at least three touchdown passes. The Raiders are 15-7 when Carr tosses three touchdowns or more. The chart below shows where Carr ranks in club history.

---- RAIDERS QBs WITH 3-TD PASSES IN A CONTEST ----

Rank	Player	Games
1.	Derek Carr	22
2.	Ken Stabler	20
3.	Daryle Lamonica	19
4.	Rich Gannon	16
5.	Tom Flores	11

---- RAIDERS QBs WITH 300 YARDS AND THREE TD PASSES IN A CONTEST ----

Rank	Player	Games
1t.	Derek Carr	9
1t.	Rich Gannon	9
3.	Daryle Lamonica	6
4t.	Kerry Collins	4
4t.	Marc Wilson	4

3,000 YARDS

Carr is one of just five quarterbacks in NFL history to pass for at least 3,000 yards in each of his first seven seasons in the league.

---- QBs W/ SEVEN 3,000 YARD SEASONS TO START CAREER ----

Player	Team	Years
Derek Carr	Raiders	2014-20
Andy Dalton	Bengals	2011-17
Peyton Manning	Colts	1998-04
Cam Newton	Panthers	2011-17
Russell Wilson	Seahwks	2012-18

3,000 YARDS AND 20 TDs

In Week 13 in 2020, QB Derek Carr became just the fifth quarterback in NFL history to record 3,000 passing yards and 30 touchdown passes in six of his first seven seasons.

---- 3,000 YARD/20 PASS TD SEASONS THROUGH YEAR 7 ----

Player	Team	Seasons
Peyton Manning	Colts	1998-04
Russell Wilson	Seahwks	2012-18
Eli Manning	Giants	2005-10
Dan Marino	Dolphins	1984-89
Derek Carr	Raiders	2014-20

CARR'S COMPLETION %

Carr owns three of the top-4 highest completion percentage marks in club history.

----- HIGHEST COMPLETION % IN TEAM HISTORY -----

Rank	Player	Year	Comp %
1.	Derek Carr	2019	70.4%
2.	Derek Carr	2018	68.9%
3.	Rich Gannon	2002	67.6%
4.	Derek Carr	2020	67.3%
5.	Ken Stabler	1976	66.7%

Additionally, Carr's completion percentage of 70.4 in 2019 ranked among the best percentages in a single season in NFL history.

----- HIGHEST COMPLETION % IN NFL HISTORY -----

Rank	Player	Year	Comp %
1.	Drew Brees	2018	74.4%
2.	Drew Brees	2019	74.3%
3.	Drew Brees	2017	72.0%
4.	Sam Bradford	2016	71.6%
5.	Drew Brees	2011	71.2%
6.	Aaron Rodgers	2020	70.7%
7.	Drew Brees	2009	70.6%
8.	Ken Anderson	1982	70.6%
9.	Drew Brees	2020	70.5%
10.	Derek Carr	2019	70.4%

THROWING FOR SIX

Carr has enjoyed one of the most prolific starts to a career in NFL history, especially when it comes to finding the end zone. His 53 TDs rank second most by any NFL player through his first two seasons, trailing only Dan Marino (68). And although his 2016 season was cut short due to injury, he continued his stellar start to his career by throwing 28 more TDs in his third season. His 180 TDs are 10th-most in the NFL since 2014.

TOUCHDOWN PASSES THROUGH FIRST TWO NFL SEASONS

Rank	Player	Years	TDs
1.	Dan Marino (Mia.)	1983-84	68
2.	Derek Carr (Oak.)	2014-15	53
T-3.	Peyton Manning (Ind.)	1998-99	52
T-3.	Russell Wilson (Sea.)	2012-13	52

TOUCHDOWN PASSES THROUGH FIRST THREE NFL SEASONS

Rank	Player	Years	TDs
1.	Dan Marino (Mia.)	1983-85	98
2.	Andrew Luck (Ind.)	2012-14	86
3.	Peyton Manning (Ind.)	1998-2000	85
4.	Derek Carr (Oak.)	2014-16	81

TOUCHDOWN PASSES THROUGH FIRST FOUR NFL SEASONS

Rank	Player	Years	TDs
1.	Dan Marino (Mia.)	1983-86	142
2.	Patrick Mahomes (KC)	2017-20	114
3.	Peyton Manning (Ind.)	1998-2001	111
4.	Russell Wilson (Sea.)	2012-15	106
5.	Deshaun Watson (Hou.)	2017-20	104
6.	Derek Carr (Oak.)	2014-17	103
7.	Andrew Luck (Ind.)	2012-15	101

TOUCHDOWN PASSES THROUGH FIRST FIVE NFL SEASONS

Rank	Player	Years	TDs
1.	Dan Marino (Mia.)	1983-87	168
2.	Peyton Manning (Ind.)	1998-2002	138
3t.	Andrew Luck (Ind.)	2012-16	132
3t.	Patrick Mahomes (KC)	2017-20	132
5t.	Russell Wilson (Sea.)	2012-16	127
5t.	Matt Ryan (Atl.)	2008-12	127
7.	Andy Dalton (Cin.)	2011-15	124
8.	Derek Carr (Oak.)	2014-18	122

TOUCHDOWN PASSES THROUGH FIRST SIX NFL SEASONS

Rank	Player	Years	TDs
1.	Dan Marino (Mia.)	1983-87	196
2.	Peyton Manning (Ind.)	1998-2003	167
3.	Russell Wilson (Sea.)	2012-17	161
4.	Matt Ryan (Atl.)	2008-13	153
5.	Brett Favre (GB)	1991-96	147
6.	Derek Carr (Oak.)	2014-19	143

TOUCHDOWN PASSES THROUGH FIRST SEVEN NFL SEASONS

Rank	Player	Years	TDs
1.	Dan Marino (Mia.)	1983-88	220
2.	Peyton Manning (Ind.)	1998-2004	216
3.	Russell Wilson (Sea.)	2012-18	196
4.	Brett Favre (GB)	1991-97	182
5.	Matt Ryan (Atl.)	2008-14	181
6.	Andrew Luck (Ind.)	2012-18	171
7.	Derek Carr (Oak./LV)	2014-20	170

Carr crossed the 100-touchdown barrier just 60 games into his NFL career, the quickest to reach 100 passing scores in Raiders history. By doing so in his first four seasons, Carr joined Dan Marino, Peyton Manning, Andrew Luck and Russell Wilson as the only quarterbacks in NFL history to toss 100 touchdowns through their first four seasons in the league.

100 PASSER RATING

Carr has posted passer ratings of at least 100 points in 41 career games (28-14 record) after his performance. With his 33rd such game in Week 1 of 2020, Carr surpassed Raiders legend Ken Stabler for most in franchise history.

----- CARR'S 100-PLUS PASSER RATING GAMES -----

Date	Opp.	Passer Rtg.	Yards	TDs	INTs	Result
12/07/14*	SF	140.2	254	3	0	W, 24-13
10/25/15^	at SD	137.7	289	3	0	W, 37-29
10/28/14	Ind.	136.6	244	3	0	L, 28-42
09/17/17	NYJ	136.6	230	3	0	W, 45-20
11/26/17	Den.	136.3	253	2	0	W, 21-14
10/17/21	Den.	134.4	341	2	0	W, 34-24
11/01/15	NYJ	130.9	333	4	0	W, 34-20
10/11/20	at KC	126.7	347	3	1	W, 40-32
09/19/21	at Pit.	126.2	382	2	0	W, 26-17
10/27/19	at Hou.	125.0	285	3	0	L, 24-27
10/02/16	at Bal.	123.4	199	4	0	W, 28-27
12/02/18	KC	123.2	285	3	0	L, 33-40
12/24/16	Ind.	122.6	228	3	0	W, 33-25
12/09/18	Pit.	122.4	322	2	0	W, 24-21
09/09/19	Den.	121.0	259	1	0	W, 24-16
09/21/20	NO	120.7	282	3	0	W, 34-24
11/29/15	at Ten.	120.3	330	3	0	W, 24-21
11/22/20	KC	119.7	275	3	1	L, 31-35
09/27/20	at NE	119.4	261	2	0	L, 20-36
10/20/19	at GB	119.2	293	2	1	L, 24-42
12/22/19	at LAC	118.2	291	1	0	W, 24-17
10/30/16	at TB	117.4	513	4	0	W, 30-24 (OT)
11/21/16	Hou.	117.0	295	3	1	W, 27-20
11/03/19	Det.	116.2	289	2	0	W, 31-24
09/27/15	at Cle.	115.9	314	2	0	W, 27-20
12/08/19	Ten.	115.2	263	2	0	L, 21-42
09/18/16	Atl.	115.0	299	3	0	L, 28-35
09/16/18	at Den.	114.6	288	1	0	L, 19-20
09/10/17	at Ten.	114.3	262	2	0	W, 26-16
11/08/20	at LAC	108.1	165	2	0	W, 31-26
10/12/14	SD	107.7	282	4	1	L, 28-31
09/13/20	at Car.	107.5	239	1	0	W, 34-30
10/04/20	Buf.	107.3	311	2	0	L, 23-30
11/17/19	Cin.	105.7	292	1	1	W, 17-10
09/29/19	at Ind.	105.4	189	2	0	W, 31-24
12/26/20	Mia.	104.5	336	1	0	L, 25-26
09/22/19	Min.	103.7	242	2	1	L, 14-34
10/19/17	KC	101.7	417	3	0	W, 31-30
09/20/15	Bal.	100.9	351	3	1	W, 37-33
11/18/18	Ari.	100.5	192	2	0	W, 23-21
11/27/16	Car.	100.2	315	2	1	W, 35-32
10/01/17	at Den.	100.0	143	1	0	L, 10-16

* 4th highest by first-year player since 1970 AFL-NFL merger

^ 7th highest road rating in franchise history

MADD MAXX



DE Maxx Crosby was drafted in the fourth round (106th overall) of the 2019 NFL Draft...Ranked fourth in franchise history for most sacks (17) by a player through his first two seasons...Tied for second in club history with four sacks in a single game...Has been awarded AFC Defensive Player of the Week two times and AFC Special Teams

Player of the Week once during his career...In 2020, started all 16 games for the first time in his career, tallying 39 stops (20 solo), a team-high seven sacks, fumble recovery and one pass defended in addition to two blocked kicks on special teams...As a rookie in 2019, posted 46 tackles (35), a career-high 10 sacks, four forced fumbles and four passes defended...Became just the second rookie in franchise history to record 10 sacks in a season...Also became the second player in franchise annals to record at least 10 sacks and 15 tackles for loss in a single season...Finished second in the Associated Press Defensive Rookie of the Year voting for his superb campaign.

----- MAXX CROSBY STATS -----

Year	GP	GS	Total	Solo	Asst.	Sacks	Yds.	INTs	PD	FF
2019	16	10	46	35	11	10.0	69.5	0	4	4
2020	16	16	38	17	18	7.0	38.0	0	1	0
2021	6	6	16	8	8	5.0	27.5	0	2	0
Totals	38	32	101	63	38	22.0	135.0	0	7	4

ALL-TIME RAIDERS ROOKIES

As a rookie in 2019, became just the second rookie in franchise history to record 10 sacks in a season

----- RAIDERS ROOKIE SACK LEADERS -----

Rank	Player	Year	Sacks
1.	Greg Townsend	1983	10.5
2.	Maxx Crosby	2019	10.0
3.	Aaron Wallace	1990	9.0
4.	Bill Pickel	1983	6.0
5.	Scott Davis	1988	5.5
6t.	Lamarr Houston	2010	5.0
6t.	Trevor Scott	2008	5.0
8t.	Tony Bryant	1999	4.5
8t.	Clelin Ferrell	2019	4.5
8t.	Sio Moore	2013	4.5

10 SACKS AND 4 FORCED FUMBLES

Became the fifth rookie since at least 2000 to record double-digit sacks and at least four forced fumbles in their rookie campaign. The elite list Crosby joined is found below.

----- ROOKIES W/ 10 SACKS AND 4 FORCED FUMBLES -----

Year	Player	Sacks	Forced Fumbles
2002	Dwight Freeney	13.0	9
2002	Julius Peppers	12.0	5
2003	Terrell Suggs	12.0	6
2006	Mark Anderson	12.0	4
2019	Maxx Crosby	10.0	4

YEAR 3 TOTALS

A look below shows where Crosby's sacks rank in franchise history through his first 38 games as a Raider:

----- RAIDERS SACK LEADERS THROUGH FIRST 38 CAREER GAMES-----

Rank	Player	Years	Sacks
1.	Anthony Smith	1991-93	34.5
2.	Maxx Crosby	2019-21	22.0
3.	Khalil Mack	2014-16	21.0
4.	Greg Townsend	1983-85	20.5
5.	Bill Pickel	1983-85	20.0

SINGLE-GAME SACKS

Crosby earned AFC Defensive Player of the Week honors in Week 11 of 2019 after recording a Raiders rookie record four sacks, a mark that is tied for second-most in NFL history among rookies.

----- RAIDERS SINGLE-GAME SACK LEADERS -----

Rank	Player	Year	SACKS
1t.	Howie Long	1983	5.0
1t.	Khalil Mack	2015	5.0
3t.	Maxx Crosby	2019	4.0
3t.	Anthony Smith	1992	4.0
3t.	Anthony Smith	1993	4.0
3t.	Kameron Wimbley	2011	4.0
7t.	Howie Long	1982	3.5
7t.	Bill Pickel	1984	3.5
7t.	Greg Townsend	1989	3.5
10t.	Maxx Crosby	2021	3.0

----- NFL ROOKIE SINGLE-GAME SACK LEADERS -----

Rank	Player	Year	SACKS
1.	Leslie O'Neil	1986	5.0
2t.	Maxx Crosby	2019	4.0
2t.	Cornelius Bennett	1987	4.0
2t.	Brian Orakpo	2009	4.0
5t.	Two Tied	-----	3.5

----- RAIDERS ROOKIE SINGLE-GAME SACK LEADERS -----

Rank	Player	Year	SACKS
1.	Maxx Crosby	2019	4.0
2.	Greg Townsend	1983	3.0
3.	Clelin Ferrell	2019	2.5

2019 ROOKIE SACK LEADERS

Crosby finished the season as only the second defender in franchise history to record double-digit sacks as a rookie. He finished second in the NFL among rookies with 10 sacks on the season.

----- 2019 ROOKIE SACK LEADERS -----

Rank	Player	Team	SACKS
1.	Josh Allen	Jaguars	10.5
2.	Maxx Crosby	Raiders	10.0
3.	Nick Bosa	49ers	9.0
4.	Brian Burns	Panthers	7.5
5.	Montez Sweat	Redskins	7.0
6.	Chase Winovich	Patriots	5.5
7.	Ed Oliver	Bills	5.0
8t.	Clelin Ferrell	Raiders	4.5
8t.	Oshane Ximines	Giants	4.5
10t.	Sam Eguavoen	Dolphins	3.5
10t.	Dre'Mont Jones	Broncos	3.5

AFC DEFENSIVE PLAYER OF THE WEEK

Crosby earned his second career AFC Defensive Player of the Week Award in Week 1 of 2021 after posting the stats below:

Stat line: Recorded six tackles (four solo), including two for loss, and two sacks.

● **Registered two sacks**

- o His two sacks tied for second-most in the NFL in Week 1.
- o His two sacks tied for first in the AFC in Week 1.
- o His two sacks tied for the second-most in a single-game in his career.
- o Became just the third Raiders player since 2000 to record at least two sacks in a season opener.

● **Recorded six total tackles**

- o His six total tackles tied for first in the NFL amongst defensive ends in Week 1.
- o His six total tackles rank first in the AFC amongst defensive ends in Week 1.

● **Recorded two tackles for loss**

- o His two tackles for loss tied for fourth-most in the NFL in Week 1.
- o His two tackles for loss tied for second-most in the AFC in Week 1.

Crosby earned his first award as a rookie in 2019 after setting a Raiders rookie record in Week 11 with four sacks in the contest against the Cincinnati Bengals. He became the second rookie player in franchise history (Phillip Buchanon - 2002) to earn AFC Defensive Player of the Week Honors and the first Raider to win the award since 2016.

Stat line: Posted five tackles (four solo), including three for loss, four sacks and one forced fumble.

● **Recorded four sacks.**

- o Crosby's four sacks in Week 11 were tied for second-most by a rookie in NFL history.
- o Crosby is just the fourth rookie in NFL history to record four sacks in a game and the first to do so since Brian Orakpo in 2009.

● **Crosby recorded three sacks in the fourth quarter in Week 11.**

AFC SPECIAL TEAMS PLAYER OF THE WEEK

After posting another seven sacks on defense in 2020, **DE Maxx Crosby** made his mark on the special teams unit, earning Special Teams Player of the Week honors for the first time in his career after blocking two kicks in the team's season finale.

● **Recorded two blocked FGs.**

- o With nine seconds remaining in the contest and leading by just one point, Crosby blocked what would have been a game-winning 63-yard FG attempt by Denver Broncos K Brandon McManus.
- o His two blocked kicks were the most in the NFL in Week 17.
- o Two blocked FGs were tied for the most in a game this season.

● **Crosby is one of two players to record two blocked kicks in a single game this season.**

- o His two blocked kicks mark just the 14th time since at least 2000 that a player has recorded two in a single game.
- o His two blocked kicks are tied for the most by a player in a single game since at least 2000.

● **It marks just the second time since 2015 that a player has blocked two kicks in a single game.**

- o Is the second Raiders player since at least 2000 to record two blocked kicks in a single game, joining Richard Seymour (2011).



4TH-ROUND GEM

Crosby became just the fourth player in franchise history who was drafted by the club in the fourth round or later to record double-digit sacks in a single season, joining Greg Townsend, Rod Martin and Rod Coleman. Shown below are players in 2019 who have been drafted in the fourth round or later and their respective sacks last season.

----- 2019 SACK LEADERS -----
DRAFTED IN 4TH ROUND OR LATER

Rank	Player	Team	Sacks
1.	Za'Darius Smith	Packers	13.5
2.	Maxx Crosby	Raiders	10.0
3.	Matt Judon	Ravens	9.5
4.	Matthew Loannidis	Redskins	8.5
5.	Everson Griffen	Vikings	8.0

4TH QUARTER SACKS

Crosby turned it on in the fourth quarter during his rookie campaign, finishing with the second-most sacks in the NFL during the final frame of play amongst his rookie peers.

----- 4TH QUARTER SACKS BY ROOKIES in 2019-----

Rank	Player	Team	Sacks
1.	Brian Burns	Panthers	5.0
2.	Maxx Crosby	Raiders	4.0
3.	Clelin Ferrell	Raiders	3.0
4.	Josh Allen	Jaguars	2.5
5t.	Oshane Ximines	Giants	2.0
5t.	Chase Winovich	Patriots	2.0
5t.	Nick Bosa	49ers	2.0

JOSH JACOBS



With the 24th overall selection in the 2019 NFL Draft, the Raiders selected **RB Josh Jacobs** to be their bell-cow back out of the University of Alabama. Jacobs made his rookie debut on Monday Night Football at home against the Denver Broncos. With 23 carries for 85 yards and two rushing scores, while adding one reception for 28 yards, Jacobs became the first player since

RB LaDainian Tomlinson (2001) to tally two rushing TDs and 100 yards from scrimmage in his rookie debut. Jacobs also became the first player in franchise history to score two rushing TDs in his NFL debut. Since then, Jacobs took the NFL by storm, becoming the first rookie in franchise history to earn two NFL Offensive Rookie of the Month honors (October and November), while racking up five 100-yard performances and also breaking RB Marcus Allen's franchise rookie rushing record set in 1982 for total rushing yards and 100-yard contests. Jacobs also became the 21st player in NFL history with 1,000 rushing yards through his first 12 career contests. In Week 1 of 2020, he picked up right where he left off as a rookie, becoming the first player in Raiders history to score three times on the ground in a season opener. Jacobs finished 2020 appearing in a career-high 15 games and setting career highs in rush attempts (273) and touchdowns (12). His 12 scores on the ground tied for third-most in Raiders single-season history.

----- JOSH JACOBS' STATS -----

Year	Team	GP	GS	Att.	Yds.	Avg.	Lg.	TD
2019	Oakland	13	13	242	1,150	4.8	51	7
2020	Las Vegas	15	15	273	1,065	3.9	28t	12
2021	Las Vegas	4	4	54	175	3.2	15t	4
Totals		32	32	569	2,390	4.2	51	23

2020 NFL RUSHING LEADERS

RB Josh Jacobs rushed for 93 yards on the ground in Week 1 against the Carolina Panthers on 25 carries and added three TDs. He became the first player in Raiders history to record three rushing TDs in a Week one contest. Additionally, Jacobs became just the second player in NFL history to notch at least two rushing TDs in Week 1 of his first and second year in the NFL. Jacobs finished ranked eighth in the NFL in rushing yards in 2020 and tied for fourth in rushing touchdowns.

----- 2020 RUSHING LEADERS -----

Rank	Player	Team	Rushing Yards
1.	Derrick Henry	Titans	2,027
2.	Dalvin Cook	Vikings	1,557
3.	Jonathan Taylor	Colts	1,169
4.	Aaron Jones	Packers	1,104
5t.	James Robinson	Jaguars	1,070
5t.	David Montgomery	Bears	1,070
7.	Nick Chubb	Browns	1,067
8.	Josh Jacobs	Raiders	1,065
9.	Lamar Jackson	Ravens	1,005
10.	Melvin Gordon	Broncos	986

----- 2020 RUSHING TOUCHDOWN LEADERS -----

Rank	Player	Team	Rushing TDs
1.	Derrick Henry	Titans	17
2t.	Dalvin Cook	Vikings	16
2t.	Alvin Kamara	Saints	16
4t.	Josh Jacobs	Raiders	12
4t.	Cam Newton	Patriots	12
4t.	Nick Chubb	Browns	12
7t.	Kyler Murray	Cardinals	11
7t.	Antonio Gibson	Washington	11
7t.	Jonathan Taylor	Colts	11

100-YARD GAMES

Just 32 games into **RB Josh Jacobs** career he has tallied seven contests with at least 100 yards on the ground. As a rookie in 2019, Jacobs recorded the most 100-yard contests (five) by a first-year player in franchise history and set the rookie rushing record previously held by Marcus Allen. A look below highlights each of Jacob's 100-yard performances.

----- JACOB'S 100-YARD RUSHING GAMES -----

Date	Opp.	Yards	Carries	Avg.	TDs	Result
11/01/20	Cle.	129	31	4.2	0	W, 16-6
10/20/10	at GB	124	21	5.9	0	L, 24-42
10/06/19	Chi. (Lon.)	123	26	4.7	2	W, 24-21
11/03/19	Det.	120	28	4.3	2	W, 31-24
11/17/19	Cin.	112	23	4.9	0	W, 17-10
11/15/20	Den.	112	21	5.3	2	W, 37-12
12/01/19	at KC	104	17	6.1	0	L, 9-40

CARRYING THE LOAD

In Week 8 against the Cleveland Browns in 2020, **RB Josh Jacobs** carried the a career-high 31 times for a career-high 128 yards in the 16-6 victory. It marked the first time since Dec. 16, 2012 (Darren McFadden) that a Raiders running back recorded at least 30 rushing attempts in a single game, as his 31 carries are also tied for the second-most by a running back this year with Tennessee Titans RB Derrick Henry. A look below shows where Jacobs' 31 carries rank in Raiders history.

--- MOST SINGLE-GAME CARRIES IN FRANCHISE HISTORY ---

Rank	Player	Year	Carries
1.	Mark van Eeghen	1977	36
2t.	Marcus Allen	1987	33
2t.	Justin Fargas	2007	33
4.	Tyrone Wheatley	2003	32
5t.	Josh Jacobs	2020	31
5t.	Clem Daniels	1963	31
5t.	Marcus Allen	1985	31
5t.	Mark van Eeghen	1977	31
5t.	Napoleon Kaufman	1998	31

--- MOST SINGLE-GAME CARRIES IN 2020 ---

Rank	Player (Week)	Team	Carries
1.	Derrick Henry (17)	Titans	34
2t.	Dalvin Cook (13)	Vikings	32
2t.	David Montgomery (15)	Bears	32
4t.	Josh Jacobs (8)	Raiders	31
4t.	Derrick Henry (1)	Titans	31
6t.	Dalvin Cook (8)	Vikings	30
6t.	Jonathan Taylor (17)	Colts	30
6t.	Dalvin Cook (10)	Vikings	30
9.	Cam Akers (14)	Rams	29
10.	Derrick Henry (11)	Titans	28
11t.	Dalvin Cook (2)	Vikings	27
11t.	Josh Jacobs (2)	Raiders	27
11t.	Derrick Henry (12)	Titans	27
11t.	Dalvin Cook (11)	Vikings	27

--- MOST CARRIES IN 2020 ---

Rank	Player	Team	Carries
1.	Derrick Henry	Titans	378
2.	Dalvin Cook	Vikings	312
3.	Josh Jacobs	Raiders	273
4.	David Montgomery	Bears	247
5.	Ezekiel Elliot	Cowboys	244
6.	James Robinson	Jaguars	240
7.	Kenyan Drake	Cardinals	239
8.	Jonathan Taylor	Colts	232
9.	Melvin Gordon	Broncos	215
10.	Aaron Jones	Packers	201

RUSHING YARDS PER GAME

RB Josh Jacobs finished his rookie year averaging 88.5 rushing yards per game, the 20th-best average by a rookie since the 1970 AFL-NFL Merger and third-best average by all running backs in 2019. In 2020, Jacobs posted an average of 71.0 rushing yards per game and ranked 10th in the NFL and sixth in the AFC.

----- 2020 RUSHING YARDS PER GAME -----

Rank	Player	Team	Rush Yds/G
1.	Derrick Henry	Titans	126.7
2.	Dalvin Cook	Vikings	111.2
3.	Nick Chubb	Browns	88.9
4.	Aaron Jones	Packers	78.9
5.	Jonathan Taylor	Colts	77.9
6.	James Robinson	Jaguars	76.4
7.	Miles Sanders	Eagles	72.3
8t.	David Montgomery	Bears	71.3
8t.	Joe Mixon	Bengals	71.3
10.	Josh Jacobs	Raiders	71.0

----- 2019 RUSHING YARDS PER GAME -----

Rank	Player	Team	Rush Yds/G
1.	Derrick Henry	Titans	102.7
2.	Nick Chubb	Browns	93.4
3.	Josh Jacobs	Raiders	88.5
4.	Christian McCaffrey	Panthers	86.7
5.	Ezekiel Elliott	Cowboys	84.8

RAIDERS RUSHING LEADER

In Week 9 of 2020 against the Los Angeles Chargers, RB Josh Jacobs surpassed Marcus Allen for most rushing yards in franchise history by a player in his first two seasons. Jacobs is the only player in franchise history to rush for 1,000 yards in each of his first two seasons.

----- Most Rushing Yards In First Three Seasons (Raiders) -----

Rank	Player	Years	Yards
1.	Marcus Allen	1982-84	2,879
2.	Napoleon Kaufman	1995-97	2,658
3.	Josh Jacobs	2019-21	2,390
4.	Bo Jackson	1987-89	2,084
5.	Darren McFadden	2008-10	2,013

Jacobs also recorded 23 rushing touchdowns just 32 games into his NFL career, a mark that ranks second in franchise history through a players first three seasons with the team, trailing only Marcus Allen's 33 touchdown runs posted between 1982 and 1984.

YARDS AFTER CONTACT

A look below details just how Jacobs performed after first contact in 2020.

----- 2020 YARDS AFTER CONTACT LEADERS -----

Rank	Player	Team	YAC
1.	Derrick Henry	Titans	1,073
2.	Dalvin Cook	Vikings	756
3.	James Robinson	Jaguars	615
4.	Aaron Jones	Packers	592
5.	David Montgomery	Bears	590
6.	Ronald Jones	Buccaneers	584
7.	Josh Jacobs	Raiders	540
8.	Ezekiel Elliott	Cowboys	521
9.	Nick Chubb	Browns	511
10.	Jonathan Taylor	Colts	479



2020 PFF

RB Josh Jacobs was praised for his performance as a rookie by many last season, Pro Football Focus included. He earned the second-best rushing grade in 2019 and forced more missed tackles than anyone in the National Football league in just his first year. While battling injuries in 2020, Jacobs has yet again been one of the best at forcing missed tackles.

----- 2020 PFF MISSED TACKLES FORCED -----

Rank	Player	Team	MTFs
1.	Derrick Henry	Seahawks	78
2.	Dalvin Cook	Vikings	72
3t.	Nick Chubb	Browns	56
3t.	David Montgomery	Titans	56
5.	Josh Jacobs	Raiders	52
6.	Melvin Gordon	Broncos	51
7.	Ezekiel Elliott	Cowboys	44
8t.	Jonathan Taylor	Colts	43
8t.	Mike Davis	Panthers	43

Since 2006, only Marshawn Lynch in 2013 (76) and 2014 (91) forced more missed tackles on runs than Josh Jacobs' 70 during his rookie season. In Week 1 of 2020, Jacobs led the NFL with 12 forced missed tackles as a rusher and receiver (10, 2).

ROOKIE RECORD HOLDER

Just eight games into his rookie campaign, **RB Josh Jacobs** etched himself among the many Raiders greats, surpassing Marcus Allen's 37-year-old franchise record for rushing yards in a single season by a rookie. A look below is where Jacobs stands.

----- RAIDERS ROOKIE SINGLE-SEASON MARKS -----

Rank	Player	Year	Rushing Yards
1.	Josh Jacobs	2019	1,150
1.	Marcus Allen	1982	697
2.	Arthur Whittington	1978	661
4.	Greg Robinson	1993	591
5.	Bo Jackson	1987	554

**Jacobs also broke a tie with Marcus Allen for the most 100-yard rushing games as a rookie in club history with his fourth in Week 11.*

ALL-TIME SINGLE SEASON LEADERS

In Week 13 of 2019, **RB Josh Jacobs** has become just the 12th player in Raiders lore to rush for 1,000 yards in a single season and did so in just his 12th career contest. He is one of four players in franchise history to accomplish the feat through the first 12 games of a season. Jacobs is also the only rookie in franchise history to cross 1,000 yards in a single season. Jacobs crossed the 1,000-yard mark in 2020 and became just the third player in club history to record multiple seasons with 1,000 rushing yards. Jacobs is just the 33rd player in NFL history and first in club history to begin his career with back-to-back 1,000 yard campaigns. A look below shows where he ranks in Raiders history.

----- RAIDERS SINGLE-SEASON RUSHING LEADERS -----

Rank	Player	Year	Rushing Yards
1.	Marcus Allen	1985	1,759
2.	Napoleon Kaufman	1997	1,294
3.	Mark van Eeghen	1977	1,273
4.	Marcus Allen	1984	1,168
5.	Darren McFadden	2010	1,157
6.	Josh Jacobs	2019	1,150
7.	Harvey Williams	1995	1,114
8.	Marv Hubbard	1972	1,100
9.	Clem Daniels	1963	1,099
10.	Mark van Eeghen	1978	1,080
11.	Latavius Murray	2015	1,066
12.	Josh Jacobs	2020	1,065
12.	Tyrone Wheatley	2000	1,046
13.	LaMont Jordan	2005	1,025
14.	Marcus Allen	1983	1,014
15.	Mark van Eeghen	1976	1,012



2019 NFL RUSHING LEADERS

RB Josh Jacobs rushed for 1,150 yards in just his first 13 contests as a rookie, good for eighth-most in the NFL. In Week 11, Jacobs became the 12th player in NFL history with at least 900 yards (923) through a player's first 10 career games. Jacobs crossed the 1,000-yard barrier in Week 13, marking the 16th time in club history a player has rushed for 1,000 yards. Below shows a closer look at rushing leaders across the league.

----- 2019 NFL RUSHING LEADERS -----

Rank	Player	Team	Rushing Yards
1.	Derrick Henry	Titans	1,540
2.	Nick Chubb	Browns	1,494
3.	Christian McCaffrey	Panthers	1,387
4.	Ezekiel Elliott	Cowboys	1,357
5.	Chris Carson	Seahawks	1,230
6.	Lamar Jackson	Ravens	1,206
7.	Leonard Fournette	Jaguars	1,152
8.	Josh Jacobs	Raiders	1,150
9.	Joe Mixon	Bengals	1,137
10.	Dalvin Cook	Vikings	1,135

**Jacobs' 1,150 yards on the ground rank first in franchise history among all rookie rushers, topping Marcus Allen's previous record of 697 yards set in 1982.*

RAIDERS DEBUT

RB Josh Jacobs' 85 yards on the ground in Week 1 of 2019 ranks third in franchise history among all rookies in their NFL debut.

----- MOST RUSHING YARDS IN RAIDERS DEBUT -----

Year	Player	Yards	TDs
1982	Marcus Allen	116	1
1965	Roger Hagberg	87	0
2019	Josh Jacobs	85	2
2016	Jalen Richard	84	1

**Jacobs also became the first Raiders player since 1972 to score multiple TDs in his NFL debut.*

ELITE ROOKIE SEASON

RB Josh Jacobs ranked among NFL history's elite when it comes to rushing yards as a 21-year-old. Shown below is the Top-10 season performances by a player 21-or-younger in a single-season in the NFL.

Rank	Player	Year	Yards
1.	Ezekiel Elliott	2016	1,631
2.	Edgerrin James	1999	1,553
3.	Clinton Portis	2002	1,508
4.	Barry Sanders	1989	1,470
5.	Jerome Bettis	1993	1,429
6.	Jamal Lewis	2000	1,364
7.	Saquon Barkley	2018	1,307
8.	Marshall Faulk	1994	1,282
9.	Jonathan Taylor	2020	1,169
10.	Josh Jacobs	2019	1,150

ROOKIE OF THE MONTH

After a strong start to his rookie campaign in 2019, **RB Josh Jacobs** owned the month of October and became the first rookie in franchise history to be named NFL Offensive Rookie of the Month, joining **CB Charles Woodson** (1998) as the only other rookie in club history to earn the honor on either side of the ball. Take a look at some of his stats from the month of October below.

Stat line: Rushed 62 times for 313 yards and two rushing touchdowns, adding eight receptions for 45 yards in just three games during the month of October.

● **Two 100-yard rushing contests.**

○ Tied for first in the NFL among all players during the month of October.

○ First in the NFL among rookies during the month of October.

● **Most rushing yards (123) by a rookie running back in the 27 NFL games played in London since 2007.**

● **Averaged 104.3 rushing yards per game in October.**

○ Ranked fourth in the NFL during the month of October.

○ Ranked third in the AFC during the month of October.

○ Ranked first among all rookies during the month of October.

● **313 rushing yards in October.**

○ Ranked seventh in the NFL during the month of October.

○ Ranked fourth in the AFC during the month of October.

○ Ranked first among all rookies during the month of October.

○ Most rushing yards by a Raiders rookie during the month of October in franchise history (and did so in just three contests).

● **Averaged 5.05 yards per carry in the month of October.**

○ Ranked first in the NFL among all players with at least 60 carries during the month of October.

2019 ROOKIE LEADER

RB Josh Jacobs paced all rookies in the league in every major rushing category in 2019. Those stats are highlighted below.

----- RUSHING TDs AMONG NFL ROOKIES -----

Rk.	Player	Rush TDs
1.	Josh Jacobs (Oak.)	7
2.	David Montgomery (Chi.)	6
3.	Two Tied	4

----- RUSHING YARDS AMONG NFL ROOKIES -----

Rk.	Player	Rush Yards
1.	Josh Jacobs (Oak.)	1,150
2.	David Montgomery (Chi.)	889
3.	Miles Sanders (Phi.)	818

----- RUSHING YARDS/GAME AMONG NFL ROOKIES -----

Rk.	Player	Yards/Game
1.	Josh Jacobs (Oak.)	88.5
2.	Devin Singletary (Buf.)	64.6
3.	David Montgomery (Chi.)	55.6

----- YARDS AFTER CONTACT AMONG NFL ROOKIES -----

Rk.	Player	Rush YAC
1.	Josh Jacobs (Oak.)	686
2.	David Montgomery (Chi.)	399
3.	Devin Singletary (Buf.)	365

----- RUSHING 1ST DOWNS AMONG NFL ROOKIES -----

Rk.	Player	1st Downs
1.	Josh Jacobs (Oak.)	53
2.	David Montgomery (Chi.)	50
3.	Devin Singletary (Buf.)	37

TWO TIME ROOKIE OF THE MONTH WINNER

RB Josh Jacobs continued to roll in the month of November in 2019 and tacked on his second consecutive NFL Offensive Rookie of the Month Award, becoming the first Raider in club history with two Rookie of the Month honors. Jacobs is the first rookie in the NFL to win the award in consecutive months since Odell Beckham Jr. did so in November and December of 2014.

Stat line: Rushed 94 times for 441 yards and three rushing touchdowns, adding seven receptions for 44 yards from Weeks 9-13.

● **Three 100-yard rushing contests.**

○ Ranked tied for first in the NFL among all players.

○ Ranked first in the NFL among rookies.

● **Four 100-yard scrimmage contests.**

○ Ranked second in the NFL among all players.

○ Ranked first in the AFC among all players.

○ Ranked first in the NFL among all rookies.

● **Rushed for three touchdowns.**

○ Ranked tied for fifth in the NFL among all players.

○ Ranked first in the NFL among all rookies.

● **Averaged 88.2 rushing yards per game.**

○ Ranked fourth in the NFL among all players.

○ Ranked first in the NFL among rookies.

● **441 rushing yards.**

○ Ranked second in the NFL among all players.

○ Ranked first in the NFL among all rookies.

○ And in doing so, became just the 12th player in club history with 1,000 yards in a season

○ First rookie to ever do so.

○ Fourth player in team history to do so in the first 12 games of a season.

○ Led all rookies with 1,061 rushing yards and ranked fourth in the NFL overall.

ROOKIE TOP SINGLE GAMES

In Week 9 of 2019, **RB Josh Jacobs** recorded his third game with at least 120 yards on the ground, marking a new franchise record by a rookie running back and breaking Marcus Allen's previous record of two such games. A look below shows some of Jacobs' top rushing performances in 2019 and where they rank in Raiders lore.

----- RAIDERS ROOKIE SINGLE-GAME MARKS -----

Rank	Player	Year	Rushing Yards
1.	Bo Jackson	1987	221
2.	Darren McFadden	2008	164
3.	Marcus Allen	1982	156
4.	Arthur Washington	1978	134
5.	Marcus Allen	1982	126
6.	Josh Jacobs	2019 (Week 7)	124
7.	Josh Jacobs	2019 (Week 5)	123
8.	Josh Jacobs	2019 (Week 9)	120
9.	Marcus Allen	1982	116
10.	Josh Jacobs	2019 (Week 11)	112
11.	Josh Jacobs	2019 (Week 13)	104
12t.	Josh Jacobs	2019 (Week 2)	99
12t.	DeAndre Washington	2016	99

*Jacobs is the first running back with at least three games of multi-ple rush touchdowns in his first season since Ezekiel Elliott had five in 2016.

DARREN WALLER



In 2018, **TE Darren Waller** was signed by the Raiders off of the Baltimore Ravens' practice squad. In 2019, Waller led the team in receptions and receiving yards. Waller's receptions (90), receiving yards (1,145), receiving touchdowns (three) and first-down receptions (53) all led the team. Waller broke the club record and led the NFL among his position group with five 100-yard contests. In one of the most historic receiving campaigns in franchise history, Waller earned his first Pro Bowl selection after leading the team in all major receiving categories and setting a new club record with 107 receptions, topping Tim Brown's previous mark of 104 catches in 1997. Waller also posted career highs in receiving yards (1,196) and touchdown receptions (nine). He also tied his own record set in 2019 with five games of at least 100 receiving yards. Waller finished the campaign rattling off three straight games with over 100 receiving yards, becoming only the third Raider to accomplish the feat since the merger: Hall of Famer Tim Brown in 1999, Cliff Branch in 1974 and 1976.

83

----- DARREN WALLER'S CAREER STATISTICS -----

Year	Team	GP	GS	Rec.	Yds.	Avg.	Lg.	TD
2015	Bal.	6	1	2	18	9.0	17	0
2016	Bal.	12	3	10	85	8.5	15	2
2017	Bal.	(Reserve/Suspended List)						
2018	Oak.	4	0	6	75	12.5	44	0
2019	Oak.	16	16	90	1,145	12.7	75	3
2020	LV	16	15	107	1,196	11.2	38t	9
2021	LV	6	6	33	378	11.5	33	2
Totals		60	41	248	2,897	11.7	75	16

ALL-TIME RECEPTIONS

In 2020, **TE Darren Waller** recorded a franchise-record 107 receptions, breaking Hall of Famer WR Tim Brown's previous mark of 104 receptions set during the 1997 campaign. Waller finished fourth in the NFL and first among all tight ends.

----- MOST RECEPTIONS BY A PLAYER IN CLUB HISTORY -----

Rank	Player	Year	Receptions
1.	Darren Waller	2020	107
2.	Tim Brown	1997	104
3.	Todd Christensen	1986	95
4t.	Jerry Rice	2002	92
4t.	Todd Christensen	1983	92
6t.	Tom Brown	2001	91
6t.	Charlie Garner	2002	91
8t.	Darren Waller	2019	90
8t.	Tim Brown	1999	90
8t.	Tim Brown	1996	90

Waller became just the sixth tight end in NFL history to record 100 receptions in a single season.

----- TIGHT ENDS WITH 100 RECEPTIONS IN A SEASON ----- (NFL HISTORY)

Rank	Player	Year	Receptions
1.	Zach Ertz (Phi.)	2018	116
2.	Jason Witten (Dal.)	2012	110
3.	Darren Waller (LV)	2020	107
4.	Travis Kelce (KC)	2020	105
5.	Travis Kelce (KC)	2018	103
6.	Tony Gonzalez (KC)	2004	102
7.	Dallas Clark (Ind.)	2009	100

2020 NFL RECEIVING LEADERS

Waller finished 2020 with a career-high and franchise-record 107 receptions on the year, tallying double-digit receptions in two contests, including 13 contests with at least five receptions. His 13 such contests in a single season mark a new franchise record and tied for second-most in the NFL this season.

--- RECEPTION LEADERS IN 2020 ---

Rank	Player	Team	Receptions	Targets
1.	Stefon Diggs	Buffalo	127	166
2t.	DeAndre Hopkins	Arizona	115	160
2t.	Davante Adams	Green Bay	115	149
4.	Darren Waller	Las Vegas	107	145
5.	Travis Kelce	Kansas City	105	145
6.	Allen Robinson	Chicago	105	151
7t.	Keenan Allen	L.A. Chargers	100	147
7t.	Tyler Lockett	Seattle	100	132
9.	JuJu Smith-Schuster	Pittsburgh	97	136
10.	Robby Anderson	Carolina	95	124



200 YARD CLUB

In Week 13 of 2020 against the New York Jets, **TE Darren Waller** became just the fourth Raider and first tight end to log 200 receiving yards in a contest. The single-game all-time leaders in franchise lore are shown below.

----- MOST RECEIVING YARDS BY A TE IN CLUB HISTORY -----

Rank	Player	Year	Receptions	Yards
1.	Art Powell	1963	10	247
2.	Amari Cooper	2016	11	210
3.	Art Powell	1965	11	206
4.	Darren Waller	2020	13	200
5.	Warren Wells	1970	7	198
6.	Jessie Hester	1986	4	193
7.	Tim Brown	1999	11	190
8.	Tim Brown	1993	10	183
9.	Art Powell	1963	7	181
10.	Jared Cook	2018	9	180

TOUCHDOWN RECEPTIONS

In 2020, **TE Darren Waller** became just the fifth Raiders tight end in club history to log at least nine touchdown receptions and the first to do so since Rickey Dudley in 1999. Waller finished third in 2020 among tight ends with nine scores.

----- MOST TD RECEPTIONS IN CLUB HISTORY (TEs) -----

Rank	Player	Year	TD Receptions
1.	Todd Christensen	1983	12
2t.	Dave Casper	1976	10
2t.	Billy Cannon	1967	10
4t.	Darren Waller	2020	9
4t.	Dave Casper	1978	9
4t.	Rickey Dudley	1999	9
7t.	Raymond Chester	1979	8
7t.	Todd Christensen	1986	8
7t.	Raymond Chester	1972	8

----- MOST TD RECEPTIONS IN 2020 -----

Rank	Player	Team	TD Receptions
1.	Davante Adams	Green Bay	18
2.	Tyreek Hill	Kansas City	15
3.	Adam Thielen	Minnesota	14
4.	Mike Evans	Tampa Bay	13
5t.	A.J. Brown	Tennessee	11
5t.	Travis Kelce	Kansas City	11
5t.	Robert Tonyan	Green Bay	11
8t.	Tyler Lockett	Seattle	10
8t.	DK Metcalf	Seattle	10
10t.	Darren Waller	Las Vegas	9

200 YARDS AND TWO TDs

In Week 13 of 2020, **TE Darren Waller** logged one of the greatest performances from a tight end in NFL history, tallying 13 receptions for 200 yards and two touchdowns. He set a franchise record for most receiving yards by a tight end and became just the third player in club lore to record at least 200 receiving yards in a game. More accolades from his career day are shown below.

----- 200 Receiving Yards and Two TDs (NFL HISTORY, TEs) -----

Player	Team	Years
Jackie Smith	St. Louis Cardinals	1963
Rich Caster	New York Jets	1972
Shannon Sharpe	Denver Broncos	2002
Darren Waller	Las Vegas Raiders	2020

----- 10 Rec., 150 Rec. Yards & 2 TDs, (NFL History, TEs) -----

Player	Team	Years
Shannon Sharpe	Denver Broncos	1996 & 2002
Travis Kelce	Kansas City Chiefs	2018
Kellen Winslow	San Diego Chargers	1983
Todd Christensen	Los Angeles Raiders	1983
Darren Waller	Las Vegas Raiders	2020

----- 10 Receptions, 150 Receiving Yards & 2 TDs (Raiders) -----

Player	Years	Games
Art Powell	1963, 1965	2
Tim Brown	1993	1
Todd Christensen	1983	1
Amari Cooper	2017	1
Darren Waller	2020	1

WALLER'S RECEPTIONS

In Week 13 of 2020 against the New York Jets, **TE Darren Waller** shined and hauled in a career-high 13 passes in the contest, the second-most among NFL tight ends last season.

--- SINGLE-GAME RECEPTIONS IN 2020 ---

Rank	Player	Opponent	Week	Receptions
1.	Keenan Allen (LAC)	N.Y. Jets	11	16
2t.	George Kittle (SF)	Philadelphia	4	15
2t.	Tyler Lockett (Sea.)	Arizona	7	15
4t.	DeAndre Hopkins (Ari.)	San Francisco	1	14
4t.	Davante Adams (GB)	Indianapolis	1	14
6t.	Darren Waller (LV)	N.Y. Jets	13	13
6t.	Tyreek Hill (KC)	Tampa Bay	12	13
6t.	Keenan Allen (LAC)	Carolina	3	13
6t.	Alvin Kamara (NO)	Green Bay	3	13
6t.	Davante Adams (GB)	Houston	7	13
6t.	Logan Thomas (Was.)	Seattle	15	13
12t.	Darren Waller (LV)	New Orleans	2	12
12t.	Emmanuel Sanders (Den.)	L.A. Chargers	5	12
12t.	Jakobi Meyers (NE)	N.Y. Jets	9	12
12t.	Amari Cooper (Dal.)	Cleveland	4	12
12t.	DK Metcalf (Sea.)	San Francisco	8	12
12t.	Diontae Johnson (Pit.)	Jacksonville	11	12
12t.	Robert Woods (LAR)	Tampa Bay	11	12
12t.	Tyler Lockett (Sea.)	San Francisco	17	12

***Waller's 12 receptions on Monday Night Football in Week 2 rank second-most in NFL history in the primetime slot among all tight ends, trailing only TE Jason Witten.

TIGHT END RANKINGS SINCE 2019

Since the beginning of the 2019 campaign, **TE Darren Waller** has been one of the most productive tight ends in the National Football League. Waller ranked in the Top-2 in both receptions and receiving yards among all tight ends.

----- MOST RECEPTIONS SINCE 2019 (AMONG TEs) -----

Rank	Player	Team	Receptions
1.	Travis Kelce	Kansas City	240
2.	Darren Waller	Las Vegas	230
3.	Mark Andrews	Baltimore	156
4.	George Kittle	San Francisco	152
5.	Zach Ertz	Arizona	142

----- MOST RECEIVING YARDS SINCE 2019 (AMONG TEs) -----

Rank	Player	Team	Rec. Yards
1.	Travis Kelce	Kansas City	3,113
2.	Darren Waller	Las Vegas	2,719
3.	Mark Andrews	Baltimore	2,021
4.	George Kittle	San Francisco	1,914
5.	Mike Gesicki	Miami	1,615

STOCK'S UP ON WALL STREET

In 2019, **TE Darren Waller** became the second tight end in franchise history to record 1,000 receiving yards in a single season. In 2020, he became just the first tight end in club lore to record 90 receptions and 1,000 receiving yards in consecutive seasons.

----- MOST RECEIVING YARDS BY A TE IN CLUB HISTORY -----

Rank	Player	Year	Receptions	Yards
1.	Todd Christensen	1983	92	1,247
2.	Darren Waller	2020	107	1,196
3.	Todd Christensen	1986	95	1,153
4.	Darren Waller	2019	90	1,145
5.	Todd Christensen	1984	80	1,007
6.	Todd Christensen	1985	82	987
7.	Jared Cook	2018	68	896
8.	Dave Casper	1978	62	852
9.	Brandon Myers	2012	79	806
10.	Zach Miller	2009	66	805

ALL-TIME SINGLE-GAMES

In Week 13 of 2020 against the New York Jets, **TE Darren Waller** recorded 13 receptions in his career day. Shown below are the all-time leaders in franchise history for most receptions in a single game.

----- MOST RECEIVING YARDS BY A TE IN CLUB HISTORY -----

Rank	Player	Year	Receptions	Yards
1.	Art Powell	1963	10	247
2.	Amari Cooper	2017	11	210
3.	Art Powell	1965	11	206
4.	Darren Waller	2020	13	200
5.	Warren Wells	1970	7	198
6.	Jessie Hester	1986	4	193
7.	Tim Brown	1999	11	190
8.	Tim Brown	1993	10	183
9.	Art Powell	1963	7	181
10.	Jared Cook	2018	9	180

----- MOST RECEPTIONS BY A PLAYER IN CLUB HISTORY -----

Rank	Player	Year	Receptions
1t.	Tim Brown	1997	14
1t.	Brandon Myers	2012	14
3t.	Darren Waller	2020	13
3t.	Darren Waller	2019	13
3t.	Darren McFadden	2012	13
7t.	Darren Waller	2020	12
7t.	Dave Casper	1976	12
7t.	Amari Cooper	2016	12
7t.	Tim Brown	1995	12

12-PLUS CATCH CONTESTS

TE Darren Waller tied Tim Brown for the most games with at least 12 receptions in franchise history.

----- Most Games With 12-Plus Receptions -----

Rank	Player	Games
1t.	Darren Waller	3
1t.	Tim Brown	3
3t.	Dave Casper	1
3t.	Amari Cooper	1
3t.	Darren McFadden	1
3t.	Brandon Myers	1



YANNICK NGAKOUÉ



Defensive end enters his first season with the Silver and Black after compiling 45.5 sacks over his first five seasons in the NFL with the Jacksonville Jaguars (2016-19), Minnesota Vikings (2020) and Baltimore Ravens (2020)...Since sacks became an official stat in 1982, is just one of four players to begin his career with five consecutive eight-plus sack seasons...Ranks tied for fourth in the NFL with 18 forced fumbles since 2016...Ranks second in Jaguars history with 37.5 career sacks and is tied for first with eight multi-sack contests...In 2020, appeared in 15 contests (six with the Vikings and nine with the Ravens), recording his fifth season with at least eight sacks...Started in all 15 appearances in 2019, totaling a career-best 41 tackles (36 solo), while adding eight sacks, six passes defended, four forced fumbles and one fumble recovery...In 2018, started in all 16 contests for the second consecutive season, logging the second-most sacks of his career (9.5)...Earned his first Pro Bowl nod in 2017 after recording career highs in sacks (12.0), forced fumbles (six) and fumble recoveries (two)...As a rookie in 2016, joined LB Tamba Hali (2006), LB Terrell Suggs (2003), DE Julius Peppers and LB Charles Haley (1986) as the only rookies to log at least eight sacks, four forced fumbles and one INT.

----- YANNICK NGAKOUÉ STATS -----

Year	GP	GS	Total	Solo	Asst.	Sacks	Yds.	INTs	PD	FF
2016	16	15	23	20	3	8.0	45.0	1	2	4
2017	16	16	30	24	6	12.0	85.0	0	0	6
2018	16	16	28	25	3	9.5	62.5	0	1	0
2019	15	15	41	36	5	8.0	56.0	1	6	4
2020	15	8	23	23	0	8.0	43.0	0	1	4
2021	5	5	10	6	4	2.0	10.0	0	1	0
Totals	84	76	156	134	22	47.5	301.5	2	11	18

NFL SACK LEADERS SINCE 2016

Since entering the league, **DE Yannick Ngakoué** has registered at least eight sacks in five consecutive seasons. Below is where he ranks amongst the NFL leaders in sacks since 2016:

----- NFL SACK LEADERS SINCE 2016-----

Rank	Player	Sacks
1.	Aaron Donald	69.0
2.	Chandler Jones	66.0
3.	Khalil Mack	57.5
4.	T.J. Watt	56.5
5.	Cameron Jordan	55.5
6.	Danielle Hunter	54.5
7.	Joey Bosa	51.0
8t.	Von Miller	50.5
8t.	Myles Garrett	50.5
10.	Ryan Kerrigan	48.0
11.	Yannick Ngakoué	47.5
12.	Jason Pierre-Paul	46.5

FORCED FUMBLES

Since entering the NFL in 2016, DE Yannick Ngakoué ranks tied for fourth in the league with 18 forced fumbles.

----- NFL LEADERS IN FORCED FUMBLES SINCE 2016 ----

Rank.	Player	Forced Fumbles
1t.	Khalil Mack	20
1t.	T.J. Watt	20
3.	Chandler Jones	19
4t.	Yannick Ngakoué	18
4t.	Aaron Donald	18

ALL-TIME JAGUAR

DE Yannick Ngakoué owns the second-most career sacks in Jacksonville Jaguars history (2016-19), behind Tony Brackens (55.0). His 37.5 sacks were the most by a Jaguars player through 63 career games. Below is the list of Jaguars' all-time sack leaders:

----- MOST SACKS, FRANCHISE HISTORY-----

Rank	Player	Years	Sacks
1.	Tony Brackens	1996-03	55.0
2.	Yannick Ngakoué	2016-19	37.5
3.	Joel Smeenge	1995-00	34.0
4.	Calais Campbell	2017-19	31.5
5.	John Henderson	2002-09	29.0

----- MOST SACKS, 63 CAREER GAMES OR FEWER, FRANCHISE HISTORY-----

Rank	Player	Years	Sacks
1.	Yannick Ngakoué	2016-19	37.5
2.	Tony Brackens	1996-00	32.0
3.	Bobby McCray	2004-07	22.0

----- MOST SACKS, SINGLE SEASON, FRANCHISE HISTORY-----

Rank.	Player	Sacks
1.	Calais Campbell (2017)	14.5
2t.	Yannick Ngakoué (2017)	12.0
2t.	Tony Brackens (1999)	12.0
4	Tony Brackens (2001)	11.0
5t.	Josh Allen (2019)	10.5
5t.	Calais Campbell (2018)	10.5
5t.	Kevin Hardy (1999)	10.5



HENRY RUGGS III



Selected with the 11th overall pick in the 2020 NFL Draft, the NFL Combine's fastest man, **WR Henry Ruggs III** was brought to Las Vegas to wear the Silver and Black. Clocking a 4.27 40-yard dash at this past year's combine, Ruggs III posted a time that tied for the sixth-fastest ever recorded during the nationally televised event pre-draft process. Ruggs III was a three-year player who appeared in 41 games during his time with Alabama (2017-19). He finished his career ranked third in program history with 24 receiving touchdowns and ranked sixth in Alabama history with an average of 17.5 yards per catch over his career (minimum of 50 receptions). He totaled 98 receptions for 1,716 yards over his three seasons, adding two rush attempts for 75 yards and a score. Over his rookie season in the NFL, Ruggs III appeared in 13 contests and made 12 starts, missing three games due to injury and COVID-19. Ruggs III compiled 26 receptions for 452 yards for an average of 17.4 yards per reception, while hauling in two touchdown passes, both of which were 45-plus yards. His 452 receiving yards ranked fourth on the team in 2020 and also ranked 13th among all rookies in franchise history. His two touchdown receptions of 40-plus yards tied for first among all rookies last season, while ranking tied for second in club history among all rookies. Ruggs III's four receptions of at least 40 yards ranked tied for 10th in the NFL among all players, while his two scores of 40-plus yards ranked tied for sixth.

----- HENRY RUGGS III ROOKIE CAMPAIGN -----

Year	Team	GP	GS	Rec.	Yds.	Avg.	Lg.	TD
2020	LV	13	12	26	452	17.4	72t	2
2021	LV	6	6	20	445	22.3	61t	2
Totals		19	18	46	897	19.5	72t	4

RUN RUGGS RUN

Ruggs III's speed has been on full display through his first two seasons in the NFL, as he tied for 10th in the NFL in receptions of at least 40 yards as rookie in 2020, finishing with four such receptions. Among those four receptions included a 72-yard touchdown reception in Week 5 against the Kansas City Chiefs and a 46-yard walk-off score in Week 13 to defeat the Jets. Ruggs III already has three receptions of at least 40 yards in 2021 and seven receptions of at least 25 yards. Below is where Ruggs III ranks in receiving average through his first two seasons in the league:

----- RECEIVING AVERAGE LEADERS SINCE 2020 (min. 32 Recs) -----

Rank	Player	Rec. Avg.
1.	Maquez Valdes-Scantling	19.6
2.	Henry Ruggs III	19.5
3.	Nelson Agholor	17.2
4t.	Gabriel Davis	17.1
4t.	Jalen Guyton	17.1
6.	Kenny Golladay	16.8
7.	DJ Moore	16.1
8.	Jerry Jeudy	16.0
9.	Will Fuller V	15.9
10.	Quintez Cephus	15.8

K.J. WRIGHT



Linebacker enters his 11th season after spending his first 10 seasons (2011-20) with the Seattle Seahawks...Originally a fourth-round draft pick (99th overall) by the club in the 2011 NFL Draft...In postseason action, Wright has played in 15 games with 14 starts and tallied 109 tackles (65), two sacks, six tackles for loss, one INT and four passes defended... Since entering the league in 2011, he has registered five 100-plus tackle seasons, including a career-best 132 tackles in 2019...His 934 career tackles from 2011-20 rank third-most in Seahawks' history and third-most among all active linebackers in the NFL, while his five seasons of 100-or-more tackles rank as the second-most such seasons in club history...His 54 passes defended since 2011 rank fourth-most among all NFL linebackers during that span.

----- K.J. WRIGHT STATS -----

Year	GP	GS	Total	Solo	Asst.	Sacks	Yds.	INTs	PD	FF
2011	16	12	61	46	15	2.0	9.0	0	3	1
2012	15	15	96	66	30	1.0	13.0	1	5	1
2013	13	13	80	46	34	1.5	4.5	0	4	0
2014	16	16	106	73	33	2.0	8.0	0	4	3
2015	16	16	116	71	45	1.0	11.0	0	3	4
2016	16	16	126	72	54	4.0	7.0	0	5	1
2017	15	15	108	71	37	0.0	0.0	1	6	0
2018	5	5	23	15	8	0.0	0.0	0	3	0
2019	16	16	132	67	65	0.0	0.0	3	11	0
2020	16	16	86	60	26	2.0	8.0	1	10	1
2021	6	2	16	7	9	0.0	0.0	0	0	0
Totals	150	142	950	594	356	13.5	60.5	6	54	11

Honors

- 1x Pro Bowl (2016)
- Super Bowl XLVII Champion

ALL-TIME ACTIVE TACKLE LEADERS

----- ALL-TIME NFL ACTIVE LEADERS IN TACKLES -----

Rank	Player	Tackles
1.	Bobby Wagner (2012-21)	1,283
2.	Lavonte David (2012-21)	1,157
3.	Malcolm Jenkins (2009-21)	963
4.	K.J. Wright (2011-21)	950
5.	Demario Davis (2012-21)	944
6.	Devin McCourty (2010-21)	832
7.	Harrison Smith (2012-21)	787
8.	Kareem Jackson (2010-21)	750
9.	Calais Campbell (2008-21)	736
10.	Jason McCourty (2009-21)	727

K DANIEL CARLSON

In his third year with the Silver and Black, **K Daniel Carlson** set the franchise record for most points scored in a single season (144), surpassing Sebastian Janikowski's previous mark of 142 points in 2010. Carlson played in all 16 games and converted on 33-of-35 field goals for a 94.3 field goal percentage to mark a new franchise record, improving upon his own record set during his rookie season and first year with the Raiders in 2018. He also compiled a Player of the Week and Player of the Month Award ranking first in the NFL in points scored (144), fourth in field goals made (33) and sixth in field goal percentage (94.3 percent).

Carlson's rankings in 2020 among all qualifying NFL kickers can be found below:

----- TOTAL FIELD GOALS MADE -----

Rank	Player	Team	FGM
1.	Younghoe Koo	Atlanta	37
2.	Jason Sanders	Miami	36
3.	Greg Zuerlein	Dallas	34
4.	Daniel Carlson	Las Vegas	33
5.	Rodrigo Blankenship	Indianapolis	32

----- FIELD GOALS MADE 20-29 YARDS -----

Rank	Player	Team	FGM
1.	Daniel Carlson	Las Vegas	18
2.	Joey Slye	Carolina	11
3t.	Younghoe Koo	Atlanta	10
3t.	Rodrigo Blankenship	Indianapolis	10
3t.	Ryan Succop	Tampa Bay	10

----- TOTAL POINTS SCORED -----

Rank	Player	Team	POINTS
1t.	Daniel Carlson	Las Vegas	144
1t.	Jason Sanders	Miami	144
1t.	Younghoe Koo	Atlanta	144
4.	Tyler Bass	Buffalo	141
5.	Rodrigo Blankenship	Indianapolis	139

----- FIELD GOAL PERCENTAGE (min. 15 att.) -----

Rank	Player	Team	FG%
1t.	Jason Myers	Seattle	100.0
1t.	Mason Crosby	Green Bay	100.0
3.	Graham Gano	N.Y. Giants	96.9
4.	Chris Boswell	Pittsburgh	95.0
5.	Younghoe Koo	Atlanta	94.9
6.	Daniel Carlson	Las Vegas	94.3

RAIDERS RECORD HOLDER

----- TOTAL POINTS SCORED IN RAIDERS HISTORY -----

Rank	Player	Year	POINTS
1.	Daniel Carlson	2020	144
2.	Sebastian Janikowski	2010	142
3.	Jeff Jaeger	1993	132
4.	Sebastian Janikowski	2011	129
5.	Sebastian Janikowski	2002	128

----- BEST SINGLE-SEASON FG % IN RAIDERS HISTORY -----

Rank	Player	Year	FG %
1.	Daniel Carlson	2020	94.3
2.	Daniel Carlson	2018	94.1
3.	Sebastian Janikowski	2012	91.2
4.	Sebastian Janikowski	2009	89.7
5.	Sebastian Janikowski	2004	89.3

WEEK 2 PLAYER OF THE WEEK

AFC SPECIAL TEAMS PLAYER OF THE WEEK - WEEK 2

2021 Stat line: Was a perfect 4-for-4 on field goals and 2-of-2 on PATs, scoring 14 points. Converted on FG attempts of 33, 41, 45 and 46-yards.

● Made four field goals

- o His four field goals made marked a new single-game career high.
- o His four field goals made were tied for second-most in the NFL in Week 2.
- o His four field goals made were tied for first in the AFC in Week 2.

● Connected on three field goal attempts of 40-or-more yards

- o His three field goals made from 40-49 yards were the most such kicks made in the NFL in Week 2.

● Scored 14 points

- o His 14 points scored marked a new single-game career high
- o His 14 points scored ranked third-most in the NFL in Week 2.
- o His 14 points scored ranked second-most in the AFC in Week 2.

AFC PLAYER OF THE MONTH

AFC SPECIAL TEAMS PLAYER OF THE MONTH - DECEMBER

2020 Stat line: Was perfect on all 10 field goal attempts in the months of December and January and totaled 44 points.

● Among kickers with at least 10 field goal attempts, was one of just two kickers with a perfect field goal percentage.

- o Was the only kicker in the AFC with a perfect field goal percentage under the same criteria.
- o His perfect months of December and January helped him break his own franchise record for single-season field goal percentage (94.3%).
- Among kickers, his 44 points ranked tied fifth in the NFL during the months of December and January.
- Among kickers, his 44 points ranked tied third in the AFC during the months of December and January.
- Carlson's 44 points during the months of December and January helped him total a franchise-record 144 on the season, topping Sebastian Janikowski's previous record of 142 points scored in 2010.
- His 144 points on the season tied for the most in the NFL.

CONNECTING FROM DEEP

Carlson was a perfect 4-of-4 from 50 yards and beyond in 2020, while leading the NFL in field goals made between 20-29 yards, as he finished a perfect 18-for-18 on the season.

His four field goals made from 50-plus yards ranked tied for seventh-most in the NFL last season, while he was only one of four players who were perfect on field goal attempts from 50 yards in beyond (min. 3 attempts).

FIELD GOALS MADE 50-PLUS YARDS IN RAIDERS SINGLE-SEASON HISTORY

Rank	Player	Year	FGM
1.	Sebastian Janikowski	2011	7
2t.	Sebastian Janikowski	2012	6
2t.	Sebastian Janikowski	2009	6
2t.	Sebastian Janikowski	2007	6
5t.	Daniel Carlson	2020	4
5t.	Jeff Jaeger	1993	4
5t.	Sebastian Janikowski	2010	4
5t.	Sebastian Janikowski	2015	4



ROSTERS

NO.	NAME	POS	HT	WT	DOB	EXP	COLLEGE	HOMETOWN	HOW ACQ
24	Abram, Johnathan	S	6-0	205	10/25/1996	3	Mississippi State	Columbia, Miss.	D1c-'19
31	Barber, Peyton	RB	5-11	225	6/27/1994	6	Auburn	Alpharetta, Ga.	FA-'21
78	Barton, Jackson	T	6-7	302	8/8/1995	3	Utah	Salt Lake City, Utah	FA-'21
82	Bowers, Nick	TE	6-4	260	5/26/1996	1	Penn State	Kittanning, Pa.	FA-'20
2	Carlson, Daniel	K	6-5	215	1/23/1995	4	Auburn	Colorado Springs, Colo.	FA-'18
4	Carr, Derek	QB	6-3	210	3/28/1991	8	Fresno State	Bakersfield, Calif.	D2-'14
6	Cole, AJ	P	6-4	220	11/27/1995	3	N.C. State	College Park, Ga.	FA-'19
98	Crosby, Maxx	DE	6-5	255	8/22/1997	3	Eastern Michigan	Colleyville, Texas	D4a-'19
5	Deablo, Divine	LB	6-3	226	8/17/1998	R	Virginia Tech	Winston-Salem, N.C.	D3b - '21
23	Drake, Kenyan	RB	6-1	211	1/26/1994	6	Alabama	Powder Springs, Ga.	UFA-'21 (Ari.)
89	Edwards, Bryan	WR	6-3	215	11/13/1998	2	South Carolina	Conway, S.C.	D3b-'20
72	Eluemunor, Jermaine	OL	6-4	335	12/13/1994	5	Texas A&M	Rockaway, N.J.	FA-'21
35	Facyson, Brandon	CB	6-2	197	9/8/1994	4	Virginia Tech	Newnan, Ga.	FA-'21
99	Ferrell, Clelin	DE	6-4	265	5/17/1997	3	Clemson	Richmond, Va.	D1a-'19
37	Gillespie, Tyree	S	6-0	207	5/9/1997	R	Missouri	Ocala, Fla.	D4 - '21
90	Hankins, Johnathan	DT	6-3	340	3/30/1992	9	Ohio State	Dearborn Heights, Mich.	FA-'18
29	Hayward Jr., Casey	CB	5-11	192	9/9/1989	10	Vanderbilt	Perry, Ga.	UFA-'21 (LAC)
39	Hobbs, Nate	CB	6-1	196	6/24/1999	R	Illinois	Louisville, Ky.	D5 - '21
45	Ingold, Alec	FB	6-1	240	9/7/1996	3	Wisconsin	Green Bay, Wis.	FA-'19
28	Jacobs, Josh	RB	5-10	220	11/2/1998	3	Alabama	Tulsa, Okla.	D1b-'19
68	James, Andre	C	6-4	300	2/5/1997	3	UCLA	Herriman, Utah	FA-'19
77	Jefferson, Quinton	DT	6-4	291	3/31/1993	6	Maryland	Pittsburgh, Pa.	UFA-'21 (Buf.)
7	Jones, Zay	WR	6-2	200	3/30/1995	5	East Carolina	Austin, Texas	TR -'19 (Buf.)
51	Koonce, Malcolm	DE	6-2	249	6/6/1998	R	Buffalo	Peekskill, N.Y.	D3a - '21
44	Kwiatkoski, Nick	LB	6-2	242	5/26/1993	6	West Virginia	Bethel Park, Pa.	UFA-'20 (Chi.)
70	Leatherwood, Alex	G/T	6-5	312	5/1/1999	R	Alabama	Pensacola, Fla.	D1 - '21
32	Leavitt, Dallin	S	5-10	195	8/8/1994	3	Utah State	Portland, Ore.	FA-'18
42	Littleton, Cory	LB	6-3	228	11/18/1993	6	Washington	Spring Valley, Calif.	UFA-'20 (LAR)
8	Mariota, Marcus	QB	6-4	222	10/30/1993	7	Oregon	Honolulu, Hawaii	UFA-'20 (Ten.)
66	Martin, Nick	C	6-4	295	4/29/1993	6	Notre Dame	Indianapolis, Ind.	UFA-'21 (Hou.)
74	Miller, Koltan	T	6-8	325	9/10/1995	4	UCLA	Roseville, Calif.	D1-'18
25	Moehrig, Tre'von	S	6-1	202	6/16/1999	R	TCU	Spring Branch, Texas	D2 - '21
87	Moreau, Foster	TE	6-4	250	6/5/1997	3	LSU	New Orleans, La.	D4c-'19
94	Nassib, Carl	DE	6-7	275	12/4/1993	6	Penn State	West Chester, Pa.	UFA-'20 (TB)
91	Ngakoue, Yannick	DE	6-2	246	3/31/1995	6	Maryland	Washington, D.C.	UFA-'21 (Bal.)
22	Nixon, Keisean	CB	5-10	200	6/22/1997	3	South Carolina	Compton, Calif.	FA-'19
75	Parker, Brandon	T	6-8	320	10/21/1995	4	North Carolina A&T	Kannapolis, N.C.	D3a-'18
52	Perryman, Denzel	LB	5-11	240	5/12/1992	7	Miami	Coral Gables, Fla.	TR -'21
3	Peterman, Nathan	QB	6-2	225	4/5/1994	5	Pittsburgh	Jacksonville, Fla.	FA-'18
96	Philon, Darius	DT	6-1	286	1/22/1994	5	Arkansas	Mobile, Ala.	FA-'21
13	Renfrow, Hunter	WR	5-10	185	12/21/1995	3	Clemson	Myrtle Beach, S.C.	D5-'19
30	Richard, Jalen	RB	5-8	205	10/15/1993	6	Southern Mississippi	Alexandria, La.	FA-'16
21	Robertson, Amik	CB	5-9	183	6/7/1998	2	Louisiana Tech	Thibodaux, La.	D4b-'20
11	Ruggs III, Henry	WR	6-0	190	1/24/1999	2	Alabama	Montgomery, Ala.	D1a-'20
47	Sieg, Trent	LS	6-3	240	5/19/1995	4	Colorado State	Eaton, Colo.	FA-'18
60	Simmons, Jordan	G	6-4	339	7/15/1994	4	USC	Inglewood, Calif.	FA-'21
76	Simpson, John	G	6-4	330	8/19/1997	2	Clemson	North Charleston, S.C.	D4a - '20
17	Snead IV, Willie	WR	5-11	205	10/17/1992	7	Ball State	Muskegon Heights, Mich.	UFA-'21 (Bal.)
97	Square, Damion	DT	6-2	293	2/6/1989	9	Alabama	Houston, Texas	FA-'21
33	Teamer, Roderic	S	6-0	205	12/5/1997	2	Tulane	New Orleans, La.	FA-'21
92	Thomas, Solomon	DT	6-3	295	8/26/1995	5	Stanford	Coppell, Texas	UFA-'21 (SF)
83	Waller, Darren	TE	6-6	255	9/13/1992	5	Georgia Tech	Acworth, Ga.	FA-'18
34	Wright, K.J.	LB	6-4	246	7/23/1989	11	Mississippi State	Olive Branch, Miss.	FA-'21

Practice Squad (16)

38	Brown, Jordan	S	6-0	197	3/26/1996	1	South Dakota State	Scottsdale, Ari.	FA-'21
41	Brown, Tony	CB	6-0	198	7/13/1995	3	Alabama	Beaumont, Texas	FA-'21
84	Bushman, Matt	TE	6-5	245	3/11/1995	R	BYU	Tuscon, Ari.	FA-'21
26	Clinton-Dix, Ha Ha	S	6-1	208	12/21/1992	7	Alabama	Orlando, Fla.	FA-'21
67	Cotton Sr., Lester	G	6-4	335	2/20/1996	1	Alabama	Tuscaloosa, Ala.	FA-'19
56	Green, Gerri	DE	6-4	250	9/14/1995	1	Mississippi State	Jackson, Miss.	FA-'20
55	Lee, Marquel	LB	6-3	235	10/21/1995	4	Wake Forest	Waldorf, Md.	FA-'21
65	Morrissey, Jimmy	C	6-3	303	9/6/1998	R	Pittsburgh	Huntingdon Valley, Pa.	D7 - '21
48	Onwuasor, Patrick	LB	6-0	227	8/22/1992	6	Portland State	Inglewood, CA	FA-'21
79	Poutasi, Jeremiah	OL	6-5	335	7/8/1994	3	Utah	San Mateo, Calif.	FA-'21
36	Ragas, Trey	RB	5-10	214	7/11/1996	R	Louisiana	Marrero, La.	FA-'21
73	Skipper, Dan	T	6-9	330	9/20/1994	3	Arkansas	Arvada, Colo.	FA-'21
16	Stoner, Dillon	WR	6-0	194	6/2/1998	R	Oklahoma State	Tulsa, Okla.	FA-'21
19	Turner, DJ	WR	5-9	206	1/18/1997	R	Pittsburgh	Lanham, Md.	FA-'21
95	Vickers, Kendal	DL	6-3	295	5/23/1995	2	Tennessee	Havelock, N.C.	FA-'20
15	Wims, Javon	WR	6-4	222	9/11/1994	4	Georgia	Carol City, Fla.	FA-'21

Reserve/League Susp. (1)

93	McCoy, Gerald	DT	6-4	300	2/25/1988	11	Oklahoma	Oklahoma City, Okla.	FA-'21
----	---------------	----	-----	-----	-----------	----	----------	----------------------	--------

Injured Reserve (7)

20	Arnette, Damon	CB	6-0	195	2/9/1996	2	Ohio State	Fort Lauderdale, Fla.	D1b-'20
85	Carrier, Derek	TE	6-3	240	7/25/1990	9	Beloit	Edgerton, Wis.	UFA-'18 (LAR)
71	Good, Denzelle	G	6-5	340	8/3/1991	7	Mars Hill	Gaffney, S.C.	W - '18 (ind.)
64	Incognito, Richie	G	6-3	325	5/7/1983	14	Nebraska	Bogota, N.J.	FA-'19
50	Morrow, Nicholas	LB	6-0	225	10/7/1995	5	Greenville	Huntsville, Ala.	FA-'17
27	Mullen Jr., Trayvon	CB	6-2	200	9/20/1997	3	Clemson	Fort Lauderdale, Fla.	D2-'19
53	White, Javin	LB	6-2	205	2/21/1997	2	UNLV	Vacaville, Calif.	FA-'20

NO.	NAME	POS	HT	WT	DOB	EXP	COLLEGE	HOMETOWN	HOW ACQ
2	Carlson, Daniel	K	6-5	215	1/23/1995	4	Auburn	Colorado Springs, Colo.	FA-'18
3	Peterman, Nathan	QB	6-2	225	4/5/1994	5	Pittsburgh	Jacksonville, Fla.	FA-'18
4	Carr, Derek	QB	6-3	210	3/28/1991	8	Fresno State	Bakersfield, Calif.	D2-'14
5	Deablo, Divine	LB	6-3	226	8/17/1998	R	Virginia Tech	Winston-Salem, N.C.	D3b - '21
6	Cole, AJ	P	6-4	220	11/27/1995	3	N.C. State	College Park, Ga.	FA-'19
7	Jones, Zay	WR	6-2	200	3/30/1995	5	East Carolina	Austin, Texas	TR -'19 (Buf.)
8	Mariota, Marcus	QB	6-4	222	10/30/1993	7	Oregon	Honolulu, Hawaii	UFA-'20 (Ten.)
11	Ruggs III, Henry	WR	6-0	190	1/24/1999	2	Alabama	Montgomery, Ala.	D1a-'20
13	Renfrow, Hunter	WR	5-10	185	12/21/1995	3	Clemson	Myrtle Beach, S.C.	D5-'19
17	Snead IV, Willie	WR	5-11	205	10/17/1992	7	Ball State	Muskegon Heights, Mich.	UFA-'21 (Bal.)
21	Robertson, Amik	CB	5-9	183	6/7/1998	2	Louisiana Tech	Thibodaux, La.	D4b-'20
22	Nixon, Keisean	CB	5-10	200	6/22/1997	3	South Carolina	Compton, Calif.	FA-'19
23	Drake, Kenyan	RB	6-1	211	1/26/1994	6	Alabama	Powder Springs, Ga.	UFA-'21 (Ari.)
24	Abram, Johnathan	S	6-0	205	10/25/1996	3	Mississippi State	Columbia, Miss.	D1c-'19
25	Moehrig, Tre'veon	S	6-1	202	6/16/1999	R	TCU	Spring Branch, Texas	D2 - '21
28	Jacobs, Josh	RB	5-10	220	11/2/1998	3	Alabama	Tulsa, Okla.	D1b-'19
29	Hayward Jr., Casey	CB	5-11	192	9/9/1989	10	Vanderbilt	Perry, Ga.	UFA-'21 (LAC)
30	Richard, Jalen	RB	5-8	205	10/15/1993	6	Southern Mississippi	Alexandria, La.	FA-'16
31	Barber, Peyton	RB	5-11	225	6/27/1994	6	Auburn	Alpharetta, Ga.	FA-'21
32	Leavitt, Dallin	S	5-10	195	8/8/1994	3	Utah State	Portland, Ore.	FA-'18
33	Teamer, Roderic	S	6-0	205	12/5/1997	2	Tulane	New Orleans, La.	FA-'21
34	Wright, K.J.	LB	6-4	246	7/23/1989	11	Mississippi State	Olive Branch, Miss.	FA-'21
35	Facyson, Brandon	CB	6-2	197	9/8/1994	4	Virginia Tech	Newnan, Ga.	FA-'21
37	Gillespie, Tyree	S	6-0	207	5/9/1997	R	Missouri	Ocala, Fla.	D4 - '21
39	Hobbs, Nate	CB	6-1	196	6/24/1999	R	Illinois	Louisville, Ky.	D5 - '21
42	Littleton, Cory	LB	6-3	228	11/18/1993	6	Washington	Spring Valley, Calif.	UFA-'20 (LAR)
44	Kwiatkoski, Nick	LB	6-2	242	5/26/1993	6	West Virginia	Bethel Park, Pa.	UFA-'20 (Chi.)
45	Ingold, Alec	FB	6-1	240	9/7/1996	3	Wisconsin	Green Bay, Wis.	FA-'19
47	Sieg, Trent	LS	6-3	240	5/19/1995	4	Colorado State	Eaton, Colo.	FA-'18
51	Koonce, Malcolm	DE	6-2	249	6/6/1998	R	Buffalo	Peekskill, N.Y.	D3a - '21
52	Perryman, Denzel	LB	5-11	240	5/12/1992	7	Miami	Coral Gables, Fla.	TR -'21
60	Simmons, Jordan	G	6-4	339	7/15/1994	4	USC	Inglewood, Calif.	FA-'21
66	Martin, Nick	C	6-4	295	4/29/1993	6	Notre Dame	Indianapolis, Ind.	UFA-'21 (Hou.)
68	James, Andre	C	6-4	300	2/5/1997	3	UCLA	Herriman, Utah	FA-'19
70	Leatherwood, Alex	G/T	6-5	312	5/1/1999	R	Alabama	Pensacola, Fla.	D1 - '21
72	Eluemunor, Jermaine	OL	6-4	335	12/13/1994	5	Texas A&M	Rockaway, N.J.	FA-'21
74	Miller, Kolton	T	6-8	325	9/10/1995	4	UCLA	Roseville, Calif.	D1-'18
75	Parker, Brandon	T	6-8	320	10/21/1995	4	North Carolina A&T	Kannapolis, N.C.	D3a-'18
76	Simpson, John	G	6-4	330	8/19/1997	2	Clemson	North Charleston, S.C.	D4a - '20
77	Jefferson, Quinton	DT	6-4	291	3/31/1993	6	Maryland	Pittsburgh, Pa.	UFA-'21 (Buf.)
78	Barton, Jackson	T	6-7	302	8/8/1995	3	Utah	Salt Lake City, Utah	FA-'21
82	Bowers, Nick	TE	6-4	260	5/26/1996	1	Penn State	Kittanning, Pa.	FA-'20
83	Waller, Darren	TE	6-6	255	9/13/1992	5	Georgia Tech	Acworth, Ga.	FA-'18
87	Moreau, Foster	TE	6-4	250	6/5/1997	3	LSU	New Orleans, La.	D4c-'19
89	Edwards, Bryan	WR	6-3	215	11/13/1998	2	South Carolina	Conway, S.C.	D3b-'20
90	Hankins, Johnathan	DT	6-3	340	3/30/1992	9	Ohio State	Dearborn Heights, Mich.	FA-'18
91	Ngakoue, Yannick	DE	6-2	246	3/31/1995	6	Maryland	Washington, D.C.	UFA-'21 (Bal.)
92	Thomas, Solomon	DT	6-3	295	8/26/1995	5	Stanford	Coppell, Texas	UFA-'21 (SF)
94	Nassib, Carl	DE	6-7	275	12/4/1993	6	Penn State	West Chester, Pa.	UFA-'20 (TB)
96	Philon, Darius	DT	6-1	286	1/22/1994	5	Arkansas	Mobile, Ala.	FA-'21
97	Square, Damion	DT	6-2	293	2/6/1989	9	Alabama	Houston, Texas	FA-'21
98	Crosby, Maxx	DE	6-5	255	8/22/1997	3	Eastern Michigan	Colleyville, Texas	D4a-'19
99	Ferrell, Clelin	DE	6-4	265	5/17/1997	3	Clemson	Richmond, Va.	D1a-'19
Practice Squad (16)									
15	Wims, Javon	WR	6-4	222	9/11/1994	4	Georgia	Carol City, Fla.	FA-'21
16	Stoner, Dillon	WR	6-0	194	6/2/1998	R	Oklahoma State	Tulsa, Okla.	FA-'21
19	Turner, DJ	WR	5-9	206	1/18/1997	R	Pittsburgh	Lanham, Md.	FA-'21
26	Clinton-Dix, Ha Ha	S	6-1	208	12/21/1992	7	Alabama	Orlando, Fla.	FA-'21
36	Ragas, Trey	RB	5-10	214	7/11/1996	R	Louisiana	Marrero, La.	FA-'21
38	Brown, Jordan	S	6-0	197	3/26/1996	1	South Dakota State	Scottsdale, Ari.	FA-'21
41	Brown, Tony	CB	6-0	198	7/13/1995	3	Alabama	Beaumont, Texas	FA-'21
48	Onwuasor, Patrick	LB	6-0	227	8/22/1992	6	Portland State	Inglewood, CA	FA-'21
55	Lee, Marquel	LB	6-3	235	10/21/1995	4	Wake Forest	Waldorf, Md.	FA-'21
56	Green, Gerri	DE	6-4	250	9/14/1995	1	Mississippi State	Jackson, Miss.	FA-'20
65	Morrissey, Jimmy	C	6-3	303	9/6/1998	R	Pittsburgh	Huntingdon Valley, Pa.	D7 - '21
67	Cotton Sr., Lester	G	6-4	335	2/20/1996	1	Alabama	Tuscaloosa, Ala.	FA-'19
73	Skipper, Dan	T	6-9	330	9/20/1994	3	Arkansas	Arvada, Colo.	FA-'21
79	Poutasi, Jeremiah	OL	6-5	335	7/8/1994	3	Utah	San Mateo, Calif.	FA-'21
84	Bushman, Matt	TE	6-5	245	3/11/1995	R	BYU	Tuscon, Ari.	FA-'21
95	Vickers, Kendal	DL	6-3	295	5/23/1995	2	Tennessee	Havelock, N.C.	FA-'20
Reserve/League Susp. (1)									
93	McCoy, Gerald	DT	6-4	300	2/25/1988	11	Oklahoma	Oklahoma City, Okla.	FA-'21
Injured Reserve (7)									
20	Arnette, Damon	CB	6-0	195	2/9/1996	2	Ohio State	Fort Lauderdale, Fla.	D1b-'20
27	Mullen Jr., Trayvon	CB	6-2	200	9/20/1997	3	Clemson	Fort Lauderdale, Fla.	D2-'19
50	Morrow, Nicholas	LB	6-0	225	10/7/1995	5	Greenville	Huntsville, Ala.	FA-'17
53	White, Javin	LB	6-2	205	2/21/1997	2	UNLV	Vacaville, Calif.	FA-'20
64	Incognito, Richie	G	6-3	325	5/7/1983	14	Nebraska	Bogota, N.J.	FA-'19
71	Good, Denzelle	G	6-5	340	8/3/1991	7	Mars Hill	Gaffney, S.C.	W - '18 (Ind.)
85	Carrier, Derek	TE	6-3	240	7/25/1990	9	Beloit	Edgerton, Wis.	UFA-'18 (LAR)

(As of October 19, 2021)
OFFENSE

WR	11 Henry Ruggs III	7 Zay Jones		
LT	74 Kolton Miller	78 Jackson Barton		
LG	76 John Simpson	60 Jordan Simmons		
C	68 Andre James	66 Nick Martin		
RG	<u>70 Alex Leatherwood</u>	72 Jermaine Eluemunor		
RT	75 Brandon Parker	78 Jackson Barton		
TE	83 Darren Waller	87 Foster Moreau	82 Nick Bowers	
WR	89 Bryan Edwards	13 Hunter Renfrow	17 Willie Snead IV	
QB	4 Derek Carr	8 Marcus Mariota	3 Nathan Peterman	
RB	28 Josh Jacobs	23 Kenyan Drake	31 Peyton Barber	30 Jalen Richard
FB	45 Alec Ingold			

DEFENSE

DE	91 Yannick Ngakoue	94 Carl Nassib	<u>51 Malcolm Koonce</u>	
NT	90 Johnathan Hankins	96 Darius Philon		
DT	77 Quinton Jefferson	-or- 92 Solomon Thomas	97 Damion Square	
DE	98 Maxx Crosby	99 Clelin Ferrell		
SLB	34 K.J. Wright			
MLB	52 Denzel Perryman	-or- 44 Nick Kwiatkoski		
WLB	42 Cory Littleton	<u>5 Divine Deablo</u>		
LCB	21 Amik Robertson	<u>39 Nate Hobbs</u>	22 Keisean Nixon	
RCB	29 Casey Hayward Jr.	35 Brandon Facyson		
FS	<u>25 Tre'veon Moehrig</u>	33 Roderic Teamer	32 Dallin Leavitt	
SS	24 Johnathan Abram	<u>37 Tyree Gillespie</u>		

SPECIALISTS

P	6 AJ Cole	
K	2 Daniel Carlson	
H	6 AJ Cole	
LS	47 Trent Sieg	
KR	23 Kenyan Drake	11 Henry Ruggs III
PR	13 Hunter Renfrow	11 Henry Ruggs III

PRONUNCIATION GUIDE

Jermaine Eluemunor	eh-LOO-muh-nor	Keisean Nixon	KEY-shawn
Brandon Facyson	fay-SEN	Darius Philon	FYE-lon
Clelin Ferrell	CLEE-lin FURL	Jalen Richard	JAY-linn REE-shard
Nick Kwiatkoski	quit-COW-ski	Amik Robertson	uh-MEEK
Tre'veon Moehrig	TRAY-von MAIR-ig	Trent Sieg	SIG
Yannick Ngakoue	yah-NEEK in-GAH-kway		

NO.	NAME	POS.	HT.	WT.	AGE	EXP.	COLLEGE	HOMETOWN	HOW ACQ.
QUARTERBACKS (3)									
3	Peterman, Nathan	QB	6-2	225	27	5	Pittsburgh	Jacksonville, Fla.	FA-'18
4	Carr, Derek	QB	6-3	210	30	8	Fresno State	Bakersfield, Calif.	D2-'14
8	Mariota, Marcus	QB	6-4	222	27	7	Oregon	Honolulu, Hawaii	UFA-'20 (Ten.)
RUNNING BACKS (6)									
23	Drake, Kenyan	RB	6-1	211	27	6	Alabama	Powder Springs, Ga.	UFA-'21 (Ari.)
28	Jacobs, Josh	RB	5-10	220	22	3	Alabama	Tulsa, Okla.	D1b-'19
30	Richard, Jalen	RB	5-8	205	28	6	Southern Mississippi	Alexandria, La.	FA-'16
31	Barber, Peyton	RB	5-11	225	27	6	Auburn	Alpharetta, Ga.	FA-'21
36	Ragas, Trey (PS)	RB	5-10	214	25	R	Louisiana	Marrero, La.	FA-'21
45	Ingold, Alec	FB	6-1	240	25	3	Wisconsin	Green Bay, Wis.	FA-'19
WIDE RECEIVERS (8)									
7	Jones, Zay	WR	6-2	200	26	5	East Carolina	Austin, Texas	TR-'19 (Buf.)
11	Ruggs III, Henry	WR	6-0	190	22	2	Alabama	Montgomery, Ala.	D1a-'20
13	Renfrow, Hunter	WR	5-10	185	25	3	Clemson	Myrtle Beach, S.C.	D5-'19
15	Wims, Javon (PS)	WR	6-4	222	27	4	Georgia	Carol City, Fla.	FA-'21
16	Stoner, Dillon (PS)	WR	6-0	194	23	R	Oklahoma State	Tulsa, Okla.	FA-'21
17	Snead IV, Willie	WR	5-11	205	29	7	Ball State	Muskegon Heights, Mich.	UFA-'21 (Bal.)
19	Turner, DJ (PS)	WR	5-9	206	24	R	Pittsburgh	Lanham, Md.	FA-'21
89	Edwards, Bryan	WR	6-3	215	22	2	South Carolina	Conway, S.C.	D3b-'20
TIGHT ENDS (5)									
82	Bowers, Nick	TE	6-4	260	25	1	Penn State	Kittanning, Pa.	FA-'20
83	Waller, Darren	TE	6-6	255	29	5	Georgia Tech	Acworth, Ga.	FA-'18
84	Bushman, Matt (PS)	TE	6-5	245	26	R	BYU	Tuscon, Ari.	FA-'21
85	Carrier, Derek (IR)	TE	6-3	240	31	9	Beloit	Edgerton, Wis.	UFA-'18 (LAR)
87	Moreau, Foster	TE	6-4	250	24	3	LSU	New Orleans, La.	D4c-'19
OFFENSIVE LINE (15)									
60	Simmons, Jordan	G	6-4	339	27	4	USC	Inglewood, Calif.	FA-'21
64	Incognito, Richie (IR)	G	6-3	325	38	14	Nebraska	Bogota, N.J.	FA-'19
65	Morrissey, Jimmy (PS)	C	6-3	303	23	R	Pittsburgh	Huntingdon Valley, Pa.	D7-'21
66	Martin, Nick	C	6-4	295	28	6	Notre Dame	Indianapolis, Ind.	UFA-'21 (Hou.)
67	Cotton Sr., Lester (PS)	G	6-4	335	25	1	Alabama	Tuscaloosa, Ala.	FA-'19
68	James, Andre	C	6-4	300	24	3	UCLA	Herriman, Utah	FA-'19
70	Leatherwood, Alex	G/T	6-5	312	22	R	Alabama	Pensacola, Fla.	D1-'21
71	Good, Denzelle (IR)	G	6-5	340	30	7	Mars Hill	Gaffney, S.C.	W-'18 (Ind.)
72	Eluemunor, Jermaine	OL	6-4	335	26	5	Texas A&M	Rockaway, N.J.	FA-'21
73	Skipper, Dan (PS)	T	6-9	330	27	3	Arkansas	Arvada, Colo.	FA-'21
74	Miller, Kolton	T	6-8	325	26	4	UCLA	Roseville, Calif.	D1-'18
75	Parker, Brandon	T	6-8	320	25	4	North Carolina A&T	Kannapolis, N.C.	D3a-'18
76	Simpson, John	G	6-4	330	24	2	Clemson	North Charleston, S.C.	D4a-'20
78	Barton, Jackson	T	6-7	302	26	3	Utah	Salt Lake City, Utah	FA-'21
79	Poutasi, Jeremiah (PS)	OL	6-5	335	27	3	Utah	San Mateo, Calif.	FA-'21
LINEBACKERS (9)									
5	Deablo, Divine	LB	6-3	226	23	R	Virginia Tech	Winston-Salem, N.C.	D3b-'21
34	Wright, K.J.	LB	6-4	246	32	11	Mississippi State	Olive Branch, Miss.	FA-'21
42	Littleton, Cory	LB	6-3	228	27	6	Washington	Spring Valley, Calif.	UFA-'20 (LAR)
44	Kwiatkoski, Nick	LB	6-2	242	28	6	West Virginia	Bethel Park, Pa.	UFA-'20 (Chi.)
48	Onwuasor, Patrick (PS)	LB	6-0	227	29	6	Portland State	Inglewood, CA	FA-'21
50	Morrow, Nicholas (IR)	LB	6-0	225	26	5	Greenville	Huntsville, Ala.	FA-'17
52	Perryman, Denzel	LB	5-11	240	29	7	Miami	Coral Gables, Fla.	TR-'21
53	White, Javin (IR)	LB	6-2	205	24	2	UNLV	Vacaville, Calif.	FA-'20
55	Lee, Marquel (PS)	LB	6-3	235	25	4	Wake Forest	Waldorf, Md.	FA-'21
DEFENSIVE BACKS (15)									
20	Arnette, Damon (IR)	CB	6-0	195	25	2	Ohio State	Fort Lauderdale, Fla.	D1b-'20
21	Robertson, Amik	CB	5-9	183	23	2	Louisiana Tech	Thibodaux, La.	D4b-'20
22	Nixon, Keisean	CB	5-10	200	24	3	South Carolina	Compton, Calif.	FA-'19
24	Abram, Johnathan	S	6-0	205	24	3	Mississippi State	Columbia, Miss.	D1c-'19
25	Moehrig, Tre'von	S	6-1	202	22	R	TCU	Spring Branch, Texas	D2-'21
26	Clinton-Dix, Ha Ha (PS)	S	6-1	208	28	7	Alabama	Orlando, Fla.	FA-'21
27	Mullen Jr., Trayvon (IR)	CB	6-2	200	24	3	Clemson	Fort Lauderdale, Fla.	D2-'19
29	Hayward Jr., Casey	CB	5-11	192	32	10	Vanderbilt	Perry, Ga.	UFA-'21 (LAC)
32	Leavitt, Dallin	S	5-10	195	27	3	Utah State	Portland, Ore.	FA-'18
33	Teamer, Roderic	S	6-0	205	23	2	Tulane	New Orleans, La.	FA-'21
35	Facyson, Brandon	CB	6-2	197	27	4	Virginia Tech	Newman, Ga.	FA-'21
37	Gillespie, Tyree	S	6-0	207	24	R	Missouri	Ocala, Fla.	D4-'21
38	Brown, Jordan (PS)	S	6-0	197	25	1	South Dakota State	Scottsdale, Ari.	FA-'21
39	Hobbs, Nate	CB	6-1	196	22	R	Illinois	Louisville, Ky.	D5-'21
41	Brown, Tony (PS)	CB	6-0	198	26	3	Alabama	Beaumont, Texas	FA-'21
DEFENSIVE LINE (13)									
51	Koonce, Malcolm	DE	6-2	249	23	R	Buffalo	Peekskill, N.Y.	D3a-'21
56	Green, Gerri (PS)	DE	6-4	250	26	1	Mississippi State	Jackson, Miss.	FA-'20
77	Jefferson, Quinton	DT	6-4	291	28	6	Maryland	Pittsburgh, Pa.	UFA-'21 (Buf.)
90	Hankins, Johnathan	DT	6-3	340	29	9	Ohio State	Dearborn Heights, Mich.	FA-'18
91	Ngakoue, Yannick	DE	6-2	246	26	6	Maryland	Washington, D.C.	UFA-'21 (Bal.)
92	Thomas, Solomon	DT	6-3	295	26	5	Stanford	Coppell, Texas	UFA-'21 (SF)
93	McCoy, Gerald (R/SUS)	DT	6-4	300	33	11	Oklahoma	Oklahoma City, Okla.	FA-'21
94	Nassib, Carl	DE	6-7	275	27	6	Penn State	West Chester, Pa.	UFA-'20 (TB)
95	Vickers, Kendal (PS)	DL	6-3	295	26	2	Tennessee	Havelock, N.C.	FA-'20
96	Philon, Darius	DT	6-1	286	27	5	Arkansas	Mobile, Ala.	FA-'21
97	Square, Damion	DT	6-2	293	32	9	Alabama	Houston, Texas	FA-'21
98	Crosby, Maxx	DE	6-5	255	24	3	Eastern Michigan	Colleyville, Texas	D4a-'19
99	Ferrell, Clelin	DE	6-4	265	24	3	Clemson	Richmond, Va.	D1a-'19
SPECIALISTS (3)									
2	Carlson, Daniel	K	6-5	215	26	4	Auburn	Colorado Springs, Colo.	FA-'18
6	Cole, AJ	P	6-4	220	25	3	N.C. State	College Park, Ga.	FA-'19
47	Sieg, Trent	LS	6-3	240	26	4	Colorado State	Eaton, Colo.	FA-'18

YEAR	DRAFTEES (19)	FREE AGENTS (25)	COLLEGE FREE AGENTS (7)	TRADES/WAIVERS (2)
2014	QB Derek Carr (2)			
2016			RB Jalen Richard (FA-'16) S Dallin Leavitt (FA-'18)	
2018	T Kolton Miller (1) T Brandon Parker (3a)	K Daniel Carlson (FA-'18) DT Johnathan Hankins (FA-'18) QB Nathan Peterman (FA-'18) LS Trent Sieg (FA-'18) TE Darren Waller (FA-'18)		
2019	DE Clelin Ferrell (1a) RB Josh Jacobs (1b) S Johnathan Abram (1c) DE Maxx Crosby (4a) TE Foster Moreau (4c) WR Hunter Renfrow (5)		P AJ Cole (FA-'19) FB Alec Ingold (FA-'19) C Andre James (FA-'19) CB Keisean Nixon (FA-'19)	WR Zay Jones (TR -'19 Buf.)
2020	WR Henry Ruggs III (1a) WR Bryan Edwards (3b) G John Simpson (4a) CB Amik Robertson (4b)	LB Nick Kwiatkoski (UFA-'20 Chi.) LB Cory Littleton (UFA-'20 LAR) QB Marcus Mariota (UFA-'20 Ten.) DE Carl Nassib (UFA-'20 TB)	TE Nick Bowers (FA-'20)	
2021	G/T Alex Leatherwood (1) S Tre'von Moehrig (2) DE Malcolm Koonce (3a) LB Divine Deablo (3b) S Tyree Gillespie (4) CB Nate Hobbs (5)	RB Peyton Barber (FA-'21) T Jackson Barton (FA-'21) RB Kenyan Drake (UFA-'21 Ari.) OL Jermaine Eluemunor (FA-'21) CB Brandon Facyson (FA-'21) CB Casey Hayward Jr. (UFA -'21 LAC) DT Quinton Jefferson (UFA-'21 Buf.) C Nick Martin (UFA-'21 Hou.) DE Yannick Ngakoue (UFA -'21 Bal.) DT Darius Philon (FA-'21) G Jordan Simmons (FA-'21) WR Willie Snead IV (UFA-'21 Bal.) DT Damion Square (FA-'21) S Roderic Teamer (FA-'21) DT Solomon Thomas (UFA -'21 SF) LB K.J. Wright (FA-'21)		LB Denzel Perryman (TR -'21)

2021 REGULAR SEASON											
OFFENSE											
DATE	OPPONENT	WR	LT	LG	C	RG	RT	TE	QB	RB	FB
9/13	Baltimore	Henry Ruggs III/ Bryan Edwards	Kolton Miller	John Simpson	Andre James	Denzelle Good	Alex Leatherwood	Darren Waller	Derek Carr	Josh Jacobs	Alec Ingold
9/19	at Pittsburgh	Henry Ruggs III	--	--	Andre James	--	--	Darren Waller/ Derek Carrier/ Foster Moreau	Derek Carr	Kenyan Drake	--
9/26	Miami	Henry Ruggs III/ Bryan Edwards	--	--	Andre James	--	--	Darren Waller/ Foster Moreau	Derek Carr	Kenyan Drake	--
10/4	at L.A. Chargers	Henry Ruggs III/ Hunter Renfrow/ Bryan Edwards	--	--	Andre James	--	--	Darren Waller	Derek Carr	Josh Jacobs	--
10/10	Chicago	Henry Ruggs III/ Hunter Renfrow/ Bryan Edwards	--	--	Andre James	--	--	Darren Waller	Derek Carr	Josh Jacobs	--
10/17	at Denver	Henry Ruggs III/ Bryan Edwards	--	--	Andre James	--	--	Darren Waller	Derek Carr	Josh Jacobs	Alec Ingold
10/24	Philadelphia	--	--	--	--	--	--	--	--	--	--
11/7	at N.Y. Giants	--	--	--	--	--	--	--	--	--	--
11/14	Kansas City	--	--	--	--	--	--	--	--	--	--
11/21	Cincinnati	--	--	--	--	--	--	--	--	--	--
11/25	at Dallas	--	--	--	--	--	--	--	--	--	--
12/5	Washington	--	--	--	--	--	--	--	--	--	--
12/12	at Kansas City	--	--	--	--	--	--	--	--	--	--
12/19	at Cleveland	--	--	--	--	--	--	--	--	--	--
12/26	Denver	--	--	--	--	--	--	--	--	--	--
1/2	at Indianapolis	--	--	--	--	--	--	--	--	--	--
1/9	L.A. Chargers	--	--	--	--	--	--	--	--	--	--

2021 REGULAR SEASON											
DEFENSE											
DATE	OPPONENT	DE	DT	DE	LB	LB	CB	CB	CB	S	S
9/13	Baltimore	Maxx Crosby	Quinton Jefferson/ Johnathan Hankins	Yannick Ngakoue	Denzel Perryman	Cory Littleton	Nate Hobbs	Trayvon Mullen Jr.	Casey Hayward Jr.	Tre'von Moehrig	Johnathan Abram
9/19	at Pittsburgh	Yannick Ngakoue/ Maxx Crosby	Quinton Jefferson/ Johnathan Hankins	--	Cory Littleton	--	Nate Hobbs/ Casey Hayward Jr./ Trayvon Mullen Jr.	--	--	Tre'von Moehrig/ Johnathan Abram	--
9/26	Miami	Yannick Ngakoue/ Maxx Crosby	Quinton Jefferson/ Johnathan Hankins	--	Cory Littleton	--	Nate Hobbs/ Casey Hayward Jr./ Trayvon Mullen Jr.	--	--	Tre'von Moehrig/ Johnathan Abram	--
10/4	at L.A. Chargers	Yannick Ngakoue/ Maxx Crosby	Quinton Jefferson/ Johnathan Hankins	--	Cory Littleton/ Denzel Perryman	--	Nate Hobbs/ Casey Hayward Jr./ Trayvon Mullen Jr.	--	--	Tre'von Moehrig/ Johnathan Abram	--
10/10	Chicago	Yannick Ngakoue/ Maxx Crosby	Quinton Jefferson/ Johnathan Hankins	--	Cory Littleton/ K.J. Wright/ Denzel Perryman	--	Casey Hayward Jr./ Amik Robertson	--	--	Tre'von Moehrig/ Johnathan Abram	--
10/17	at Denver	Yannick Ngakoue/ Maxx Crosby	Quinton Jefferson	--	Cory Littleton/ K.J. Wright/ Denzel Perryman	--	Casey Hayward Jr./ Amik Robertson	--	--	Tre'von Moehrig/ Johnathan Abram	--
10/24	Philadelphia	--	--	--	--	--	--	--	--	--	--
11/7	at N.Y. Giants	--	--	--	--	--	--	--	--	--	--
11/14	Kansas City	--	--	--	--	--	--	--	--	--	--
11/21	Cincinnati	--	--	--	--	--	--	--	--	--	--
11/25	at Dallas	--	--	--	--	--	--	--	--	--	--
12/5	Washington	--	--	--	--	--	--	--	--	--	--
12/12	at Kansas City	--	--	--	--	--	--	--	--	--	--
12/19	at Cleveland	--	--	--	--	--	--	--	--	--	--
12/26	Denver	--	--	--	--	--	--	--	--	--	--
1/2	at Indianapolis	--	--	--	--	--	--	--	--	--	--
1/9	L.A. Chargers	--	--	--	--	--	--	--	--	--	--

Rookies underlined.

2021 REGULAR SEASON INACTIVES							
DATE	OPPONENT	1	2	3	4	5	6
09/13	Baltimore	Nick Bowers	Clelin Ferrell	Richie Incognito	Malcolm Koonce	Nathan Peterman	--
09/19	at Pittsburgh	Nick Bowers	Richie Incognito	Josh Jacobs	Nick Kwiatkoski	--	--
09/26	Miami	Nick Bowers	Josh Jacobs	Malcolm Koonce	Dallin Leavitt	--	--
10/04	at L.A. Chargers	Jackson Barton	Nick Bowers	Malcolm Koonce	--	--	--
10/10	Chicago	Peyton Barber	Jackson Barton	Malcolm Koonce	--	--	--
10/17	at Denver	Peyton Barber	Jackson Barton	Johnathan Hankins	Malcolm Koonce	Nathan Peterman	Darius Philon
10/24	Philadelphia	--	--	--	--	--	--
11/07	at N.Y. Giants	--	--	--	--	--	--
11/14	Kansas City	--	--	--	--	--	--
11/21	Cincinnati	--	--	--	--	--	--
11/25	at Dallas	--	--	--	--	--	--
12/05	Washington	--	--	--	--	--	--
12/12	at Kansas City	--	--	--	--	--	--
12/19	at Cleveland	--	--	--	--	--	--
12/26	Denver	--	--	--	--	--	--
01/02	at Indianapolis	--	--	--	--	--	--
01/09	L.A. Chargers	--	--	--	--	--	--

Underlined denotes rookie

PLAYER PARTICIPATION

2021 REGULAR SEASON LAS VEGAS RAIDERS PLAYER PARTICIPATION

	BAL	@ PIT	MIA	@ LAC	CHI	@ DEN	PHI	@ NYG	KC	CIN	@ DAL	WAS	@ KC	@ CLE	DEN	@ IND	LAC				
PLAYERS	9/13	9/19	9/26	10/4	10/10	10/17	10/24	11/7	11/14	11/21	11/25	12/5	12/12	12/19	12/26	1/2	1/9	GP	GS	DNP	IN
91973	Active	^	^	^	^	^	-	-	-	-	-	-	-	-	-	-	-	0	0	0	0
91976	Active	^	^	^	^	^	-	-	-	-	-	-	-	-	-	-	-	0	0	0	0
91977	Active	^	^	^	^	^	-	-	-	-	-	-	-	-	-	-	-	0	0	0	0
92493	Active	^	^	^	^	^	-	-	-	-	-	-	-	-	-	-	-	0	0	0	0
Johnathan Abram	SS	SS	SS	SS	SS	SS	-	-	-	-	-	-	-	-	-	-	-	6	6	0	0
Damon Arnette	P	P	P	P	IR	IR	-	-	-	-	-	-	-	-	-	-	-	4	0	0	0
Peyton Barber	^	P	P	P	N	N	-	-	-	-	-	-	-	-	-	-	-	3	0	0	2
Jackson Barton	^	^	^	N	N	N	-	-	-	-	-	-	-	-	-	-	-	0	0	0	3
Asmar Bilal	IR	^	^	^	^	^	-	-	-	-	-	-	-	-	-	-	-	0	0	0	0
Nick Bowers	N	N	N	N	P	P	-	-	-	-	-	-	-	-	-	-	-	2	0	0	4
John Brown	^	^	^	^	^	P	-	-	-	-	-	-	-	-	-	-	-	1	0	0	0
Jordan Brown	PS	PS	PS	PS	PS	PS	-	-	-	-	-	-	-	-	-	-	-	0	0	0	0
Tony Brown	^	^	^	^	^	PS	-	-	-	-	-	-	-	-	-	-	-	0	0	0	0
Matt Bushman	PS	PS	PS	PS	PS	PS	-	-	-	-	-	-	-	-	-	-	-	0	0	0	0
Daniel Carlson	P	P	P	P	P	P	-	-	-	-	-	-	-	-	-	-	-	6	0	0	0
Derek Carr	QB	QB	QB	QB	QB	QB	-	-	-	-	-	-	-	-	-	-	-	6	6	0	0
Derek Carrier	P	TE	P	P	IR	IR	-	-	-	-	-	-	-	-	-	-	-	4	1	0	0
Ha Ha Clinton-Dix	^	PS	P	PS	PS	PS	-	-	-	-	-	-	-	-	-	-	-	1	0	0	0
AJ Cole	P	P	P	P	P	P	-	-	-	-	-	-	-	-	-	-	-	6	0	0	0
Lester Cotton Sr.	PS	P	PS	PS	PS	PS	-	-	-	-	-	-	-	-	-	-	-	1	0	0	0
Maxx Crosby	DE	DE	DE	DE	DE	DE	-	-	-	-	-	-	-	-	-	-	-	6	6	0	0
Divine Deablo	P	P	P	P	P	P	-	-	-	-	-	-	-	-	-	-	-	6	0	0	0
Kenyan Drake	P	RB	RB	P	P	P	-	-	-	-	-	-	-	-	-	-	-	6	2	0	0
Bryan Edwards	WR	P	WR	WR	WR	WR	-	-	-	-	-	-	-	-	-	-	-	6	5	0	0
Alex Ellis	IR	^	^	^	^	^	-	-	-	-	-	-	-	-	-	-	-	0	0	0	0
Brandon Facyson	^	^	^	^	P	P	-	-	-	-	-	-	-	-	-	-	-	2	0	0	0
Clelin Ferrell	N	P	P	P	P	P	-	-	-	-	-	-	-	-	-	-	-	5	0	0	1
Tyree Gillespie	P	P	P	P	P	P	-	-	-	-	-	-	-	-	-	-	-	6	0	0	0
Denzelle Good	RG	IR	IR	IR	IR	IR	-	-	-	-	-	-	-	-	-	-	-	1	1	0	0
Gerri Green	PS	PS	PS	PS	PS	PS	-	-	-	-	-	-	-	-	-	-	-	0	0	0	0
Devery Hamilton	PS	PS	^	^	^	^	-	-	-	-	-	-	-	-	-	-	-	0	0	0	0
Johnathan Hankins	NT	NT	NT	NT	NT	N	-	-	-	-	-	-	-	-	-	-	-	5	5	0	1
Madre Harper	PS	NOT	NOT	^	^	^	-	-	-	-	-	-	-	-	-	-	-	0	0	0	0
Casey Hayward Jr.	RCB	RCB	RCB	RCB	RCB	RCB	-	-	-	-	-	-	-	-	-	-	-	6	6	0	0
Nate Hobbs	LCB	LCB	LCB	LCB	P	P	-	-	-	-	-	-	-	-	-	-	-	6	4	0	0
Richie Incognito	N	N	IR	IR	IR	IR	-	-	-	-	-	-	-	-	-	-	-	0	0	0	2
Alec Ingold	FB	P	P	P	P	FB	-	-	-	-	-	-	-	-	-	-	-	6	2	0	0
Josh Jacobs	RB	N	N	RB	RB	RB	-	-	-	-	-	-	-	-	-	-	-	4	4	0	2
Andre James	C	C	C	C	C	C	-	-	-	-	-	-	-	-	-	-	-	6	6	0	0
Quinton Jefferson	DT	DT	DT	DT	DT	DT	-	-	-	-	-	-	-	-	-	-	-	6	6	0	0
Zay Jones	P	P	P	P	P	P	-	-	-	-	-	-	-	-	-	-	-	6	0	0	0
Malcolm Koonce	N	X	N	N	N	N	-	-	-	-	-	-	-	-	-	-	-	0	0	1	5
Nick Kwiatkowski	P	N	P	P	P	P	-	-	-	-	-	-	-	-	-	-	-	5	0	0	1
Nevin Lawson	R/SUS	R/SUS	^	^	^	^	-	-	-	-	-	-	-	-	-	-	-	0	0	0	0
Alex Leatherwood	RT	RT	RT	RT	RT	RG	-	-	-	-	-	-	-	-	-	-	-	6	6	0	0
Dallin Leavitt	P	P	N	P	P	P	-	-	-	-	-	-	-	-	-	-	-	5	0	0	1
Cory Littleton	WLB	WLB	WLB	WLB	WLB	WLB	-	-	-	-	-	-	-	-	-	-	-	6	6	0	0
Marcus Mariota	P	IR	IR	IR	IR	X	-	-	-	-	-	-	-	-	-	-	-	1	0	1	0
Nick Martin	P	P	P	P	P	P	-	-	-	-	-	-	-	-	-	-	-	6	0	0	0
Gerald McCoy	P	IR	IR	R/SUS	R/SUS	R/SUS	-	-	-	-	-	-	-	-	-	-	-	1	0	0	0
Kolton Miller	LT	LT	LT	LT	LT	LT	-	-	-	-	-	-	-	-	-	-	-	6	6	0	0
Tre'von Moehrig	FS	FS	FS	FS	FS	FS	-	-	-	-	-	-	-	-	-	-	-	6	6	0	0
Foster Moreau	P	TE	TE	P	P	P	-	-	-	-	-	-	-	-	-	-	-	6	2	0	0
Jimmy Morrissey	PS	PS	PS	PS	PS	PS	-	-	-	-	-	-	-	-	-	-	-	0	0	0	0
Nicholas Morrow	IR	IR	IR	IR	IR	IR	-	-	-	-	-	-	-	-	-	-	-	0	0	0	0
Trayvon Mullen Jr.	LCB	LCB	LCB	LCB	IR	IR	-	-	-	-	-	-	-	-	-	-	-	4	4	0	0
Carl Nassib	P	P	P	P	P	P	-	-	-	-	-	-	-	-	-	-	-	6	0	0	0
Yannick Ngakoue	DE	DE	DE	DE	DE	DE	-	-	-	-	-	-	-	-	-	-	-	6	6	0	0
Keisean Nixon	IR	IR	IR	IR	P	P	-	-	-	-	-	-	-	-	-	-	-	2	0	0	0
James Onwualu	RET	RET	RET	RET	RET	RET	-	-	-	-	-	-	-	-	-	-	-	0	0	0	0
Patrick Onwuasor	PS	PS	P	PS	PS	PS	-	-	-	-	-	-	-	-	-	-	-	1	0	0	0
Brandon Parker	P	P	P	P	LT	RT	-	-	-	-	-	-	-	-	-	-	-	6	2	0	0
Denzel Perryman	MLB	MLB	MLB	MLB	MLB	MLB	-	-	-	-	-	-	-	-	-	-	-	6	6	0	0
Nathan Peterman	N	X	X	X	P	N	-	-	-	-	-	-	-	-	-	-	-	1	0	3	2
Darius Philon	P	P	P	P	P	N	-	-	-	-	-	-	-	-	-	-	-	5	0	0	1
Jeremiah Poutasi	PS	PS	PS	PS	PS	PS	-	-	-	-	-	-	-	-	-	-	-	0	0	0	0
Trey Ragas	X	X	X	PS	PS	PS	-	-	-	-	-	-	-	-	-	-	-	0	0	3	0
Hunter Renfrow	P	P	P	WR	PR	P	-	-	-	-	-	-	-	-	-	-	-	6	2	0	0
Jalen Richard	IR	IR	IR	IRD	P	P	-	-	-	-	-	-	-	-	-	-	-	2	0	0	0
Theo Riddick	RET	RET	RET	RET	RET	RET	-	-	-	-	-	-	-	-	-	-	-	0	0	0	0
Amik Robertson	P	P	P	P	LCB	LCB	-	-	-	-	-	-	-	-	-	-	-	6	2	0	0
Henry Ruggs III	WR	WR	WR	WR	PR	WR	-	-	-	-	-	-	-	-	-	-	-	6	6	0	0
Kamaal Seymour	R/NFIN	R/NFIN	R/NFIN	R/NFIN	R/NFIN	R/NFIN	-	-	-	-	-	-	-	-	-	-	-	0	0	0	0
Trent Sieg	P	P	P	P	P	P	-	-	-	-	-	-	-	-	-	-	-	6	0	0	0
John Simpson	LG	LG	LG	LG	LG	LG	-	-	-	-	-	-	-	-	-	-	-	6	6	0	0
Kyle Slotter	^	PS	PS	PS	PS	PS	-	-	-	-	-	-	-	-	-	-	-	0	0	0	0
Willie Snead IV	P	P	P	P	P	P	-	-	-	-	-	-	-	-	-	-	-	6	0	0	0
Dillon Stoner	PS	PS	PS	PS	PS	PS	-	-	-	-	-	-	-	-	-	-	-	0	0	0	0
Solomon Thomas	P	P	P	P	P	P	-	-	-	-	-	-	-	-	-	-	-	6	0	0	0
DJ Turner	PS	PS	PS	PS	PS	PS	-	-	-	-	-	-	-	-	-	-	-	0	0	0	0
Kendal Vickers	PS	PS	PS	PS	PS	PS	-	-	-	-	-	-	-	-	-	-	-	1	0	0	0
Darren Waller	TE	TE	TE	TE	TE	TE	-	-	-	-	-	-	-	-	-	-	-	6	6	0	0
Javin White	IR	IR	IR	IR	IR	IR	-	-	-	-	-	-	-	-	-	-	-	0	0	0	0
K.J. Wright	P	P	P	P	SLB	SLB	-	-	-	-	-	-	-	-	-	-	-	6	2	0	0
Sam Young	RET	RET	RET	RET	RET	RET	-	-	-	-	-	-	-	-	-	-	-	0	0	0	0

LEGEND: CAPS=Starter, N=On Inactive List, X=Did Not Play (Non-injury), PS=Practice Squad, IR=Injured Reserve, NOT=Not on Roster, RET=Reserve/Retired, R/NFIN=Reserve/NFIN, IRD=Injured Reserve - Designated For Return, R/SUS=Reserve/League Susp., ^=With Other Team

DATE	POS.	PLAYER	TRANSACTION	POS.	PLAYER	TRANSACTION
Mon., Oct. 18	DL	Kendal Vickers	Reverted to PS	DL	Kendal Vickers	Activated from PS
Sun., Oct. 17	QB	Marcus Mariota	Activated from Reserve/Injured list	CB	Robert Jackson	Released
Wed., Oct. 13	QB	Kyle Slotter	Released	CB	Tony Brown	Signed to PS
	QB	Marcus Mariota	Designated to return			
	T	Dan Skipper	Signed to PS			
Sat., Oct. 9	RB	Jalen Richard	Activated from Reserve/Injured list	CB	Keisean Nixon	Activated from Reserve/Injured list
	CB	Damon Arnette	Placed on Reserve/Injured list	CB	Trayvon Mullen Jr.	Placed on Reserve/Injured list
	TE	Derek Carrier	Placed on Reserve/Injured list			
Wed., Oct. 6	CB	Brandon Facyson	Signed as FA from Los Angeles Chargers PS	CB	Keisean Nixon	Placed on Reserve/Designated to Return List
Thu., Sep. 30	RB	Jalen Richard	Placed on Reserve/Designated to Return List			
Wed., Sep. 29	WR	Javon Wims	Signed to PS	RB	Trey Ragas	Signed to PS
	DT	Gerald McCoy	Placed on Reserve/Suspended By Commissioner-Less than One Year List			
Tue., Sep. 28	WR	David Moore	Signed by Broncos to active roster from Raiders PS			
Mon., Sep. 27	RB	Trey Ragas	Waived	LB	Patrick Onwuasor	Reverted to PS
	S	Ha Ha Clinton-Dix	Reverted to PS			
Sat., Sep. 25	LB	Patrick Onwuasor	Activated from PS	G	Richie Incognito	Placed on Reserve/Injured list
	RB	Trey Ragas	Signed to active roster from PS	S	Ha Ha Clinton-Dix	Activated from PS
Fri., Sep. 24	LB	Marquel Lee	Signed to PS	T	Devery Hamilton	Released from PS
Wed., Sep. 22	T	Jackson Barton	Signed as FA from New York Giants PS	LB	Marquel Lee	Released
Mon., Sep. 20	G	Lester Cotton Sr.	Reverted to PS	CB	Nevin Lawson	Released
	RB	Trey Ragas	Reverted to PS	QB	Kyle Slotter	Signed to PS
Sat., Sep. 18	QB	Marcus Mariota	Placed on Reserve/Injured list	LB	Marquel Lee	Signed to active roster from PS
	RB	Trey Ragas	Activated from PS	G	Lester Cotton Sr.	Activated from PS
Wed., Sep. 15	G	Jordan Simmons	Signed as FA	DT	Damion Square	Signed as FA
	S	Ha Ha Clinton-Dix	Signed to PS	G	Denzelle Good	Placed on Reserve/Injured list
	DT	Gerald McCoy	Placed on Reserve/Injured list	CB	Madre Harper	Released from PS
Tue., Sep. 14	RB	Trey Ragas	Reverted to PS			
Mon., Sep. 13	RB	Trey Ragas	Activated from PS			
Mon., Sep. 6	LB	K.J. Wright	Signed as FA	LB	Tanner Muse	Waived
	WR	David Moore	Signed to PS	LB	Patrick Onwuasor	Signed to PS
	RB	B.J. Emmons	Released	DT	Niles Scott	Released
Sat., Sep. 4	RB	Peyton Barber	Signed as FA from Washington PS			
Fri., Sep. 3	LB	Marquel Lee	Signed to PS	LB	Max Richardson	Released
Thu., Sep. 2	TE	Derek Carrier	Signed as FA	OL	Jermaine Eluemunor	Signed as FA
	S	Dallin Leavitt	Signed as FA	CB	Madre Harper	Signed to PS
	LB	Nicholas Morrow	Placed on Reserve/Injured list	CB	Keisean Nixon	Placed on Reserve/Injured list
	RB	Jalen Richard	Placed on Reserve/Injured list	LB	Javin White	Placed on Reserve/Injured list
Wed., Sep. 1	LB	Denzel Perryman	Acquired via trade with Panthers along with a 2022 seventh-round draft pick in exchange for a 2022 sixth-round draft pick	S	Jordan Brown	Signed to PS
	G	Lester Cotton Sr.	Signed to PS	RB	B.J. Emmons	Signed to PS
	DE	Gerri Green	Signed to PS	T	Devery Hamilton	Signed to PS
	CB	Robert Jackson	Signed to PS	C	Jimmy Morrissey	Signed to PS
	OL	Jeremiah Poutasi	Signed to PS	DT	Niles Scott	Signed to PS
	DE	Kendal Vickers	Signed to PS	LB	Max Richardson	Signed to PS
	TE	Matt Bushman	Signed to PS	RB	Trey Ragas	Signed to PS
	WR	Dillon Stoner	Signed to PS	WR	DJ Turner	Signed to PS
Tue., Aug. 31	G	Lester Cotton Sr.	Waived	DT	Matt Dickerson	Waived
	WR	Keelan Doss	Waived	RB	B.J. Emmons	Waived
	DE	Gerri Green	Waived	T	Devery Hamilton	Waived
	CB	Isaiah Johnson	Waived	G/T	Jaryd Jones-Smith	Waived
	S	Dallin Leavitt	Waived	C	Jimmy Morrissey	Waived
	OL	Jeremiah Poutasi	Waived	DT	Niles Scott	Waived
	DE	Kendal Vickers	Waived	WR	John Brown	Released
	TE	Derek Carrier	Released	S	Karl Joseph	Released
	G/T	Patrick Omameh	Released	CB	Blidi Wreh-Wilson	Released
	LB	Asmar Bilal	Waived/Injured	TE	Alex Ellis	Waived/Injured
	CB	Nevin Lawson	Placed on Reserve/Suspended List	TE	Matt Bushman	Waived
	RB	Trey Ragas	Waived	LB	Max Richardson	Waived
	WR	Dillon Stoner	Waived	WR	DJ Turner	Waived
	RB	Garrett Groshek	Waived			
Thu., Aug. 26	LB	Te'von Coney	Waived			
Tue., Aug. 24	WR	Marcell Ateman	Released	LB	Darron Lee	Placed on Reserve/Injured List
	DT	Darius Stills	Waived/Injured			
Mon., Aug. 23	T	Devery Hamilton	Re-signed as FA	P	Corliss Waitman	Waived
	G	Parker Ehinger	Released	CB	Rasul Douglas	Released
Tue., Aug. 17	LB	Te'von Coney	Signed as FA			
Mon., Aug. 16	QB	Case Cookus	Waived	K	Dominik Eberle	Waived
	LS	Liam McCullough	Waived	RB	Bo Scarbrough	Waived
	WR	Caleb Scott	Waived	CB	De'Vante Bausby	Released
	DT	Ethan Westbrook	Released			
Thu., Aug. 12	CB	Isaiah Johnson	Returned to practice from Active/Physically Unable to Perform List			
Wed., Aug. 11	DT	Ethan Westbrook	Signed as FA	CB	Shaun Crawford	Waived
Tue., Aug. 10	LB	Divine Deablo	Returned to practice from Active/Physically Unable to Perform List	WR	Trey Quinn	Waived/Injured
	QB	Case Cookus	Signed as FA			
Fri., Aug. 6	RB	Bo Scarbrough	Signed as FA	T	Devery Hamilton	Waived/NFI
Wed., Aug. 4	DT	Gerald McCoy	Signed as FA	OL	Jeremiah Poutasi	Signed as FA
Tue., Aug. 3	T	Sam Young	Placed on Reserve/Retired List			
Mon., Aug. 2	LB	James Onwuolu	Placed on Reserve/Retired List	RB	Jalen Richard	Returned to practice from Reserve/COVID-19 List
	RB	Darius Jackson	Waived			
Sun., Aug. 1	K	Dominik Eberle	Re-signed as FA			
Sat., Jul. 31	K	Daniel Carlson	Placed on Reserve/COVID-19 List			
Fri., Jul. 30	RB	Theo Riddick	Placed on Reserve/Retired List	RB	Kenyan Drake	Returned to practice from Active/Non-Football Injury List
	DT	Darius Stills	Returned to practice from Active/Non-Football Injury List			
Thu., Jul. 29	RB	B.J. Emmons	Signed as FA	RB	Darius Jackson	Signed as FA
Wed., Jul. 28	RB	Kenyan Drake	Placed on Active/Non-Football Injury List	RB	Jalen Richard	Placed on Reserve/COVID-19 List
	RB	Theo Riddick	Placed on Reserve/COVID-19 List			
Mon., Jul. 26	K	Dominik Eberle	Waived	P	Corliss Waitman	Signed as FA
Sun., Jul. 25	CB	Isaiah Johnson	Placed on Active/Physically Unable to Perform List	LB	Divine Deablo	Placed on Active/Physically Unable to Perform List
	T	Devery Hamilton	Placed on Active/Non-Football Illness List	DT	Darius Stills	Placed on Active/Non-Football Injury List
Fri., Jul. 23	LB	Divine Deablo	Signed as draft pick (D3b- '21)	DE	Malcolm Koonce	Signed as draft pick (D3a - '21)
Thu., Jun. 17	LB	Darron Lee	Signed as FA	CB	De'Vante Bausby	Signed as FA
	CB	T.J. Morrison	Waived			
Thu., Jun. 10	S	Kemah Siverand	Waived			

ROSTER/TRANSACTIONS

Wed., Jun. 9	CB	Bledi Wreh-Wilson	Signed as FA			
Mon., Jun. 7	G	Marquel Harrell	Waived	T	Sam Young	Re-signed as FA
Fri., Jun. 4	S	Rashaan Gaulden	Waived	G	Parker Ehinger	Signed as FA
Thu., Jun. 3	S	Roderic Teamer	Signed as FA	TE	Alex Ellis	Signed as FA
	OL	Erik Magnuson	Released	TE	Carson Williams	Waived
Wed., May. 26	T	Kamaal Seymour	Placed on Reserve/Non-Football Injury List			
Tue., May. 25	T	Kamaal Seymour	Waived/NFI			
Mon., May. 24	OL	Patrick Onameh	Signed as FA	T	Alex Leatherwood	Signed as draft pick (D1 - '21)
Fri., May. 21	DE	David Irving	Released			
Mon., May. 17	S	Tyree Gillespie	Signed as draft pick (D4 - '21)	CB	Nate Hobbs	Signed as draft pick (D5 - '21)
	C	Jimmy Morrissey	Signed as draft pick (D7 - '21)			
Tue., May. 11	WR	Caleb Scott	Signed as FA			
Fri., May. 7	T	Devery Hamilton	Signed as UDFA	TE	Matt Bushman	Signed as UDFA
	CB	Shaun Crawford	Signed as UDFA	RB	Garrett Groshek	Signed as UDFA
	CB	T.J. Morrison	Signed as UDFA	RB	Trey Ragas	Signed as UDFA
	LB	Max Richardson	Signed as UDFA	DT	Darius Stills	Signed as UDFA
	WR	Dillon Stoner	Signed as UDFA	WR	DJ Turner	Signed as UDFA
Thu., May. 6	G	Marquel Harrell	Signed as FA			
Wed., May. 5	S	Jeff Heath	Released			
Tue., May. 4	CB	Casey Hayward	Signed as UFA (LAC)			
Mon., Apr. 26	TE	Carson Williams	Signed as FA			
Mon., Apr. 19	CB	Rasul Douglas	Signed as UFA (Car.)			
Thu., Apr. 15	DE	Arden Key	Waived	DT	Maurice Hurst	Waived
	QB	Kyle Slotter	Released			
Fri., Apr. 9	S	Karl Joseph	Signed as FA			
Fri., Mar. 26	WR	Willie Snead	Signed as UFA (Bal.)			
Wed., Mar. 24	G	Richie Incognito	Re-signed	G/T	Denzelle Good	Re-signed
	C	Nick Martin	Signed as UFA (Hou.)			
Tue., Mar. 23	CB	Nevin Lawson	Re-signed			
Mon., Mar. 22	DL	Darius Philon	Signed as FA	DL	Matt Dickerson	Signed as FA
	OL	Andre James	Signed to a multi-year contract extension			
Sat., Mar. 20	G	Gabe Jackson	Traded to the Seahawks in return for a 2021 fifth-round draft pick.	DT	Johnathan Hankins	Re-signed
Fri., Mar. 19	T	Trenton Brown	Traded with a 2022 seventh-round draft pick to the Patriots in return for a 2022 fifth-round draft pick	C	Rodney Hudson	Traded with a 2021 seventh-round draft pick to the Cardinals in return for a 2021 third-round draft pick
	RB	Kenyan Drake	Signed as UFA (Ari.)	LB	Nicholas Morrow	Re-signed
	RB	Theo Riddick	Re-signed	WR	Zay Jones	Re-signed
	TE	Derek Carrier	Re-signed	DT	Solomon Thomas	Signed as UFA (SF)
	DE	Yannick Ngakoue	Signed as UFA (Bal.)	WR	John Brown	Signed as UFA (Buf.)
Wed., Mar. 17	DT	Quinton Jefferson	Signed as UFA (Buf.)			
Tue., Mar. 9	G	Richie Incognito	Released	DB	Lamarcus Joyner	Released
Mon., Mar. 8	S	Dallin Leavitt	Signed to a one-year contract extension			
Wed., Mar. 3	LS	Trent Sieg	Re-signed as a restricted FA			
Tue., Mar. 2	DE	Kendal Vickers	Signed to a one-year contract extension			
Mon., Mar. 1	LB	Ukeme Eligwe	Waived	DE	Jeremiah Valoaga	Waived
	DB	D.J. Killings	Released			
Wed., Feb. 24	WR	Tyrell Williams	Released			
Thu., Feb. 18	DE	David Irving	Re-signed as FA			
Tue., Feb. 9	G	Lester Cotton Sr.	Signed as FA			
Thu., Feb. 4	QB	Nathan Peterman	Signed to a one-year contract extension			
Wed., Feb. 3	WR	Marcell Ateman	Signed to Reserve/Future contract			
Wed., Jan. 27	LB	Asmar Bilal	Signed to Reserve/Future contract			
Tue., Jan. 26	WR	Keelan Doss	Signed to Reserve/Future contract			
Fri., Jan. 15	QB	Kyle Slotter	Signed to Reserve/Future contract			
Tue., Jan. 12	WR	Trey Quinn	Signed to Reserve/Future contract			
Wed., Jan. 6	LS	Liam McCullough	Signed to Reserve/Future contract			
Tue., Jan. 5	TE	Nick Bowers	Signed to Reserve/Future contract	K	Dominik Eberle	Signed to Reserve/Future contract
	S	Rashaan Gaulden	Signed to Reserve/Future contract	DE	Gerri Green	Signed to Reserve/Future contract
	OL	Jaryd Jones-Smith	Signed to Reserve/Future contract	OL	Erik Magnuson	Signed to Reserve/Future contract
	LB	James Onwualu	Signed to Reserve/Future contract	DT	Niles Scott	Signed to Reserve/Future contract
	T	Kamaal Seymour	Signed to Reserve/Future contract	S	Kemah Siverand	Signed to Reserve/Future contract
	LB	Javin White	Signed to Reserve/Future contract			
Mon., Jan. 4	OL	Erik Magnuson	Reverted to PS	LB	James Onwualu	Reverted to PS
Sat., Jan. 2	S	Jeff Heath	Activated from Reserve/Injured - Designated For Return list	LB	James Onwualu	Activated from PS
	OL	Erik Magnuson	Activated from PS			
Fri., Jan. 1	S	Erik Harris	Activated from the Reserve/COVID-19 list			



RAIDERS STATISTICS

TEAM STATS

LAS VEGAS RAIDERS / REGULAR SEASON WEEK 6 / THROUGH SUNDAY, OCTOBER 17, 2021

WON 4, LOST 2				JON GRUDEN (5 GAMES)	
09/13	W	33-27 (OT)	Baltimore	61,756	
09/19	W	26-17	at Pittsburgh	63,707	
09/26	W	31-28 (OT)	Miami	59,311	
10/04	L	14-28	at L.A. Chargers	70,240	
10/10	L	9-20	Chicago	59,122	
10/17	W	34-24	at Denver	76,854	

2021 TEAM STATISTICS				LV	OPP.
FIRST DOWNS				121	128
Rushing				29	40
Passing				78	76
Penalty				14	12
Third Down-Made/Att				33/81	29/82
Third Down Efficiency				40.7%	35.4%
Fourth Down-Made/Att				3/9	7/13
Fourth Down Efficiency				33.3%	53.8%
TOTAL NET YARDS				2,311	2,120
Avg. Per Game				385.2	353.3
Total Plays				393	413
Avg. Per Play				5.9	5.1
NET YARDS RUSHING				479	784
Avg. Per Game				79.8	130.7
Total Rushes				144	169
Avg. Per Rush				3.3	4.6
NET YARDS PASSING				1,832	1,336
Avg. Per Game				305.3	222.7
Sacked/Yards Lost				17/114	16/84
Gross Yards				1,946	1,420
Attempts/Completions				232/149	228/151
Pct. of Completion				64.2%	66.2%
Had Intercepted				4	4
PUNTS/AVERAGE				27/53.0	27/43.8
Net Punting Average				44.3	40.6
PUNT RETURN/AVG.				12/7.3	13/13.3
KICKOFF RETURN/AVG.				10/19.8	14/19.8
INTERCEPTION RETURN/AVG.				4/14.8	4/25.0
PENALTIES/YARDS				46/400	39/410
FUMBLES/BALL LOST				8/0	9/3
TOUCHDOWNS				16	17
Rushing				6	7
Passing				10	9
Returns				0	1
EXTRA POINTS/ATTEMPTS				13/14	16/16
TWO POINT CONVERSION/ATT.				0/1	1/1
FIELD GOALS/ATTEMPTS				12/14	8/9
AVG. TIME OF POSSESSION				29:32	30:28

SCORE BY PERIODS				Q1	Q2	Q3	Q4	OT	PTS
TEAM				18	33	42	42	12	147
OPPONENTS				35	42	6	58	3	144
SCORING	TD	RU	PA	RT	K-PAT	FG	2PT	S	PTS
D. Carlson	0	0	0	0	13/14	12/14	0	0	49
J. Jacobs	4	4	0	0	0/0	0/0	0	0	24
K. Drake	2	1	1	0	0/0	0/0	0	0	12
H. Renfrow	2	0	2	0	0/0	0/0	0	0	12
H. Ruggs III	2	0	2	0	0/0	0/0	0	0	12
D. Waller	2	0	2	0	0/0	0/0	0	0	12
P. Barber	1	1	0	0	0/0	0/0	0	0	6
A. Ingold	1	0	1	0	0/0	0/0	0	0	6
Z. Jones	1	0	1	0	0/0	0/0	0	0	6
F. Moreau	1	0	1	0	0/0	0/0	0	0	6
C. Hayward Jr.	0	0	0	0	0/0	0/0	0	1	2
TEAM	16	6	10	0	13/14	12/14	0	1	147
OPPONENTS	17	7	9	1	16/16	8/9	1	0	144

2-Pt Conv: TM 0-1, OPP 1-1

D. Carlson: (34G, 55G) (46G, 33G, 41G, 45G) (50G, 38G, 22G) (52WL) (31G) (50G, 43RU, 30G)
OPP: (40G, 47G) (56G) (48RU, 46G, 50G) (46G, 46G) (32G)

SACKS: M. Crosby 5.0, S. Thomas 2.5, Q. Jefferson 2.0, D. Philon 2.0, Y. Ngakoue 2.0, C. Nassib 1.5, C. Littleton 0.5, D. Square 0.5, **TM** 16.0, **OPP** 17.0 **FUM/LOST**: D. Carr 5/0, H. Renfrow 1/0, P. Barber 1/0, A. James 1/0, **TM** 8/0, **OPP** 9/3

PASSING	ATT	CMP	YDS	CMP%	YDS/ATT	TD	TD%	INT	INT%	LONG	SACK	LOST	RATING
D. Carr	232	149	1,946	64.2	8.4	10	4.3	4	1.7	61t	17.0	114	97.7
TEAM	232	149	1,946	64.2	8.4	10	4.3	4	1.7	61t	17	114	97.7
OPPONENTS	228	151	1,420	66.2	6.2	9	3.9	4	1.8	52	16	84	89.1

RUSHING	NO.	YDS	AVG	LONG	TD			
J. Jacobs	54	175	3.2	15t	4			
P. Barber	37	143	3.9	27	1			
K. Drake	28	91	3.3	18t	1			
M. Mariota	1	31	31.0	31	0			
D. Carr	18	28	1.6	8	0			
H. Ruggs III	2	9	4.5	7	0			
N. Peterman	2	2	1.0	1	0			
J. Richard	1	0	0.0	0	0			
A. Ingold	1	0	0.0	0	0			
TEAM	144	479	3.3	31	6			
OPPONENTS	169	784	4.6	35t	7			
RECEIVING	TAR	NO.	YDS	AVG	LONG	TD		
D. Waller	53	33	378	11.5	33	2		
H. Renfrow	43	31	341	11.0	27	2		
H. Ruggs III	32	20	445	22.3	61t	2		
B. Edwards	27	15	303	20.2	51	0		
K. Drake	20	15	177	11.8	31t	1		
J. Jacobs	13	11	71	6.5	29	0		
A. Ingold	7	5	23	4.6	9	1		
Z. Jones	6	5	72	14.4	31t	1		
F. Moreau	6	4	53	13.3	25	1		
W. Snead IV	5	3	32	10.7	15	0		
P. Barber	5	3	31	10.3	23	0		
D. Carrier	2	2	13	6.5	9	0		
J. Richard	2	2	7	3.5	4	0		
TEAM	221	149	1,946	13.1	61t	10		
OPPONENTS	222	151	1,420	9.4	52	9		
INTERCEPTIONS	NO.	YDS	AVG	LONG	TD			
T. Moehrig	1	35	35.0	35	0			
T. Mullen Jr.	1	18	18.0	18	0			
J. Abram	1	6	6.0	6	0			
B. Facyson	1	0	0.0	0	0			
TEAM	4	59	14.8	35	0			
OPPONENTS	4	100	25.0	85t	1			
FUMBLES	FUM	LST	FF	REC	TD			
P. Barber	1	0	0	0	0			
J. Simpson	0	0	0	2	0			
H. Renfrow	1	0	0	0	0			
A. Ingold	0	0	0	1	0			
D. Carr	5	0	0	4	0			
A. James	1	0	0	0	0			
TEAM	8	0	0	7	0			
OPPONENTS	9	3	0	4	0			
PUNTING	NO.	YDS	AVG	NET	TB	IN	LG	B
A. Cole	27	1,430	53.0	44.3	3	12	71	0
TEAM	27	1,430	53.0	44.3	3	12	71	0
OPPONENTS	27	1,182	43.8	40.6	0	15	59	0
PUNT RETURNS	RET	FC	YDS	AVG	LONG	TD		
H. Renfrow	11	9	81	7.4	17	0		
N. Kwiatkoski	1	0	6	6.0	6	0		
TEAM	12	9	87	7.3	17	0		
OPPONENTS	13	7	173	13.3	30	0		
KICKOFF RETURNS	NO.	YDS	AVG	LONG	TD			
K. Drake	5	103	20.6	31	0			
H. Ruggs III	4	70	17.5	22	0			
P. Barber	1	25	25.0	25	0			
TEAM	10	198	19.8	31	0			
OPPONENTS	14	277	19.8	32	0			
FIELD GOALS	1-19	20-29	30-39	40-49	50+			
D. Carlson	0/0	1/1	5/5	3/4	3/4			
TEAM	0/0	1/1	5/5	3/4	3/4			
OPPONENTS	0/0	0/0	1/1	5/6	2/2			

2021 REGULAR SEASON LAS VEGAS RAIDERS DEFENSIVE STATS
(THROUGH WEEK 6)

POS.	PLAYER	SOLO	ASST.	TOTAL	TFL	SACKS/YDS.	PR	FR	FF	INT./YDS.	PD
LB	D. Perryman	45	27	72	1	0.0/0.0	1	2	0	0/0	0
LB	C. Littleton	31	22	53	0	0.5/0.5	1	0	0	0/0	2
S	J. Abram	25	21	46	2	0.0/0.0	3	0	0	1/6	2
CB	N. Hobbs	20	10	30	0	0.0/0.0	0	0	0	0/0	1
DT	Q. Jefferson	6	13	19	1	2.0/12.5	6	0	1	0/0	0
CB	A. Robertson	14	4	18	0	0.0/0.0	0	0	0	0/0	0
S	T. Moehrig	12	6	18	0	0.0/0.0	0	0	0	1/35	3
CB	C. Hayward Jr.	15	1	16	2	0.0/0.0	0	0	0	0/0	4
DE	M. Crosby	8	8	16	4	5.0/27.5	18	0	0	0/0	2
LB	K. Wright	7	9	16	1	0.0/0.0	0	0	0	0/0	0
CB	T. Mullen Jr.	13	2	15	0	0.0/0.0	0	0	0	1/18	4
LB	N. Kwiatkoski	9	3	12	1	0.0/0.0	0	0	0	0/0	0
DT	J. Hankins	4	8	12	0	0.0/0.0	2	0	0	0/0	0
DT	D. Philon	7	4	11	3	2.0/10.0	2	1	0	0/0	0
DE	Y. Ngakoué	6	5	11	1	2.0/10.0	8	0	0	0/0	1
DE	C. Nassib	7	3	10	1	1.5/12.5	2	0	1	0/0	0
DT	S. Thomas	4	5	9	1	2.5/9.5	7	0	2	0/0	2
S	R. Teamer	4	1	5	0	0.0/0.0	0	0	0	0/0	0
CB	D. Arnette	2	2	4	0	0.0/0.0	0	0	0	0/0	1
CB	B. Facyson	2	1	3	0	0.0/0.0	0	0	0	1/0	2
DE	C. Ferrell	2	1	3	0	0.0/0.0	1	0	0	0/0	0
S	D. Leavitt	1	2	3	0	0.0/0.0	0	0	0	0/0	1
S	T. Gillespie	0	2	2	0	0.0/0.0	0	0	0	0/0	0
DT	D. Square	0	2	2	0	0.5/1.5	3	0	0	0/0	0
LB	D. Deablo	1	0	1	0	0.0/0.0	0	0	0	0/0	0
CB	K. Nixon	0	1	1	0	0.0/0.0	0	0	0	0/0	0
WR	H. Renfrow	0	0	0	0	0.0/0.0	0	0	0	0/0	1
TOTALS		245	163	408	18	16.0/84.0	54	3	4	4/59	26

2021 REGULAR SEASON RAIDERS SPECIAL TEAMS STATS

POS.	PLAYER	TKLS.	ASST.	TOTAL
S	Leavitt, Dallin	3	5	8
LB	Kwiatkoski, Nick	1	4	5
S	Gillespie, Tyree	1	3	4
LB	Lee, Marquel	1	2	3
TE	Carrier, Derek	2	0	2
S	Teamer, Roderic	2	0	2
S	Abram, Johnathan	1	1	2
FB	Ingold, Alec	1	1	2
LB	Littleton, Cory	1	1	2
WR	Jones, Zay	1	0	1
S	Moehrig, Tre'von	1	0	1
TE	Moreau, Foster	1	0	1
CB	Mullen Jr., Trayvon	1	0	1
LS	Sieg, Trent	1	0	1
LB	Deablo, Divine	0	1	1
CB	Hobbs, Nate	0	1	1
CB	Robertson, Amik	0	1	1
TOTALS		18	20	38

DEFENSIVE SCORES

INT (0)

FR (0)

Safety (1) (:36) (Shotgun) J.Brissett pass short left to J.Waddle tackled in End Zone for -1 yards, SAFETY (C.Hayward). **vs. MIA (09/26/21)**

SPECIAL TEAMS BIG PLAYS

FR (0)

Regular Season defensive and special teams statistics are based on press box statistics.

2021 REGULAR SEASON RAIDERS GAME-BY-GAME OFFENSE

	09/13	09/19	09/26	10/04	10/10	10/17	10/24	11/07	11/14	11/21	11/25	12/05	12/12	12/19	12/26	01/02	01/09	
	BAL	@ PIT	MIA	@ LAC	CHI	DEN	PHI	@ NYG	KC	CIN	DAL	WAS	@ KC	@ CLE	DEN	@ IND	LAC	Totals
SCORING																		
Points	33	26	31	14	9	34												147
Q1	0	3	2	0	3	10												18
Q2	10	6	10	0	0	7												33
Q3	0	7	7	14	0	14												42
Q4	17	10	6	0	6	3												42
OT	6	0	6	0	0	0												12
TD Rushing	2	0	1	0	1	2												6
TD Passing	2	2	2	2	0	2												10
TD KO Returns	0	0	0	0	0	0												0
TD Punt Returns	0	0	0	0	0	0												0
TD Sp. Teams	0	0	0	0	0	0												0
TD Def. Returns	0	0	0	0	0	0												0
FG Attempts	2	4	3	1	1	3												14
FG Made	2	4	3	0	1	2												12
Safety	0	0	1	0	0	0												1
2-Pt Attempts	0	0	0	0	1	0												1
2-Pt Made	0	0	0	0	0	0												0
Time of Possession	34:08	34:22	38:47	25:17	27:58	25:27												185:59
FIRST DOWNS																		
Total	26	22	28	13	16	16												121
Rushing	6	4	7	2	6	4												29
Passing	17	17	18	8	7	11												78
Penalty	3	1	3	3	3	1												14
THIRD DOWNS																		
Attempts	15	13	15	13	14	11												81
Converted	7	5	8	4	5	4												33
Percentage	46.7%	38.5%	53.3%	30.8%	35.7%	36.4%												40.7%
FOURTH DOWNS																		
Attempts	1	1	1	3	3	0												9
Converted	0	1	0	1	1	0												3
Percentage	0.0%	100.0%	0.0%	33.3%	33.3%	0												33.3%
TOT. OFFENSE																		
Net Yards	491	425	497	213	259	426												2,311
Plays	80	64	81	56	60	52												393
Avg./Play	6.1	6.6	6.1	3.8	4.3	8.2												5.9
RUSHING																		
Net Yards	82	52	140	48	71	86												479
Rush. Att.	21	25	35	18	22	23												144
Avg./Att.	3.9	2.1	4.0	2.7	3.2	3.7												3.3
ADVANCES																		
Rushes	21	25	35	18	22	23												144
Completions	34	28	26	21	22	18												298
Totals	55	53	61	39	44	41												293
Total Drives	14	10	13	12	10	12												71
PENALTIES																		
Number	10	5	8	7	10	6												46
Yards	62	40	104	58	82	54												400
FUMBLES																		
Number	1	2	2	2	0	1												8
Lost	0	0	0	0	0	0												0
PUNTING																		
Yards	316	190	216	256	224	228												1,430
Punts	6	4	4	5	4	4												27
Net Avg.	41.5	37.3	47.3	47.2	46.5	47.0												44.3
Gross Avg.	52.7	47.5	54.0	51.2	56.0	57.0												53.0

2021 REGULAR SEASON RAIDERS GAME-BY-GAME DEFENSE

	09/13	09/19	09/26	10/04	10/10	10/17	10/24	11/07	11/14	11/21	11/25	12/05	12/12	12/19	12/26	01/02	01/09	
	BAL	@ PIT	MIA	@ LAC	CHI	@ DEN	PHI	@ NYG	KC	CIN	@ DAL	WAS	@ KC	@ CLE	DEN	@ IND	LAC	Totals
SCORING																		
Points	27	17	28	28	20	24												144
Q1	7	0	14	7	0	7												35
Q2	7	7	0	14	14	0												42
Q3	3	0	0	0	0	3												6
Q4	10	10	11	7	6	14												58
OT	0	0	3	0	0	0												3
TD Rushing	2	1	2	1	1	0												7
TD Passing	1	1	0	3	1	3												9
TD KO Returns	0	0	0	0	0	0												0
TD Punt Returns	0	0	0	0	0	0												0
TD Sp. Teams	0	0	0	0	0	0												0
TD Def. Returns	0	0	1	0	0	0												1
FG Attempts	2	1	3	0	2	1												9
FG Made	2	1	2	0	2	1												8
Safety	0	0	0	0	0	0												0
2-Pt Attempts	0	0	1	0	0	0												1
2-Pt Made	0	0	1	0	0	0												1
Time of Possession	32:14	25:38	31:13	34:43	32:02	34:33												190:23
FIRST DOWNS																		
Total	20	17	22	25	19	25												128
Rushing	8	3	5	11	7	6												40
Passing	11	13	13	13	8	18												76
Penalty	1	1	4	1	4	1												12
THIRD DOWNS																		
Attempts	12	12	18	13	13	14												82
Converted	3	5	6	4	6	5												29
Percentage	25.0%	41.7%	33.3%	30.8%	46.2%	35.7%												35.4%
FOURTH DOWNS																		
Attempts	2	1	4	3	0	3												13
Converted	1	0	3	2	0	1												7
Percentage	50.0%	0.0%	75.0%	66.7%	0	33.3%												53.8%
TOT. OFFENSE																		
Net Yards	406	331	330	380	252	421												2,120
Plays	67	56	78	75	60	77												413
Avg./Play	6.1	5.9	4.2	5.1	4.2	5.5												5.1
RUSHING																		
Net Yards	189	39	133	168	143	112												784
Rush. Att.	34	14	27	34	37	23												169
Avg./Att.	5.6	2.8	4.9	4.9	3.9	4.9												4.6
ADVANCES																		
Rushes	34	14	27	34	37	23												169
Completions	19	27	32	25	13	35												302
Totals	53	41	59	59	50	58												320
Total Drives	13	11	11	12	10	13												70
PENALTIES																		
Number	5	5	8	7	8	6												39
Yards	71	43	68	105	70	53												410
FUMBLES																		
Number	4	1	2	0	1	1												9
Lost	2	0	0	0	0	1												3
PUNTING																		
Yards	179	197	155	253	234	164												1,182
Punts	4	4	4	6	5	4												27
Net Avg.	42.3	42.8	36.5	37.5	45.0	39.8												40.6
Gross Avg.	44.8	49.3	38.8	42.2	46.8	41.0												43.8

LAS VEGAS RAIDERS SEASON HIGHS

CATEGORY	HIGH	DATE	OPPONENT
Points	34	10/17	at Denver
Points in a Quarter	17	9/13	vs. Baltimore
Points in a Half	17	9/13	vs. Baltimore
Total Touchdowns	4	9/13	vs. Baltimore
Offensive Plays	81	9/26	vs. Miami
Total Net Yards	497	9/26	vs. Miami
Total First Downs	28	9/26	vs. Miami
First Downs Rushing	7	9/26	vs. Miami
First Downs Passing	18	9/26	vs. Miami
First Down Penalties	3	9/13	vs. Baltimore
Third Down Efficiency	53.3%	9/26	vs. Miami
Average Yards Per Play	8.2	10/17	at Denver
Total Net Yards Rushing	140	9/26	vs. Miami
Rushing Attempts	35	9/26	vs. Miami
Rushing Average Yards	4	9/26	vs. Miami
Rushing Touchdowns	2	9/13	vs. Baltimore
Total Net Yards Passing	409	9/13	vs. Baltimore
Passing Attempts	56	9/13	vs. Baltimore
Passing Completions	34	9/13	vs. Baltimore
Passing Touchdowns	2	9/13	vs. Baltimore
Yards Per Attempt	11.7	10/17	at Denver
Passes Thrown for Interception	1	9/13	vs. Baltimore
Times Sacked	4	10/4	at L.A. Chargers
QB Sacks	4	10/4	at L.A. Chargers
Sack Yards Lost	31	10/4	at L.A. Chargers
Total Punts	6	9/13	vs. Baltimore
Total Punt Yards	316	9/13	vs. Baltimore
Gross Punting Average	57	10/17	at Denver
Net Punting Average	47.3	9/26	vs. Miami
Punt Returns	4	10/4	at L.A. Chargers
Punt Return Yards	28	10/4	at L.A. Chargers
Punt Return Average	13.0	9/19	at Pittsburgh
Kickoff Returns	4	10/4	at L.A. Chargers
Kickoff Return Yards	93	10/4	at L.A. Chargers
Total Penalties	10	9/13	vs. Baltimore
Penalty Yards	104	9/26	vs. Miami
Total Fumbles	2	9/19	at Pittsburgh
Fumbles Lost	0	9/13	vs. Baltimore
Time of Possession	38:47	9/26	vs. Miami
Turnovers	1	9/13	vs. Baltimore

OPPONENT SEASON HIGHS

CATEGORY	HIGH	DATE	OPPONENT
Points	28	9/26	vs. Miami
Points in a Quarter	14	9/26	vs. Miami
Points in a Half	21	10/4	at L.A. Chargers
Total Touchdowns	4	10/4	at L.A. Chargers
Offensive Plays	78	9/26	vs. Miami
Total Net Yards	421	10/17	at Denver
Total First Downs	25	10/4	at L.A. Chargers
First Downs Rushing	11	10/4	at L.A. Chargers
First Downs Passing	18	10/17	at Denver
First Down Penalties	4	9/26	vs. Miami
Third Down Efficiency	46.2%	10/10	vs. Chicago
Average Yards Per Play	6.1	9/13	vs. Baltimore
Total Net Yards Rushing	189	9/13	vs. Baltimore
Rushing Attempts	37	10/10	vs. Chicago
Rushing Average Yards	5.6	9/13	vs. Baltimore
Rushing Touchdowns	2	9/13	vs. Baltimore
Total Net Yards Passing	309	10/17	at Denver
Passing Attempts	49	9/26	vs. Miami
Passing Completions	35	10/17	at Denver
Passing Touchdowns	3	10/4	at L.A. Chargers
Yards Per Attempt	7	9/19	at Pittsburgh
Passes Thrown for Interception	3	10/17	at Denver
Times Sacked	5	10/17	at Denver
QB Sacks	5	10/17	at Denver
Sack Yards Lost	25	10/17	at Denver
Total Punts	6	10/4	at L.A. Chargers
Total Punt Yards	253	10/4	at L.A. Chargers
Gross Punting Average	49.3	9/19	at Pittsburgh
Net Punting Average	45	10/10	vs. Chicago
Punt Returns	4	9/13	vs. Baltimore
Punt Return Yards	67	9/13	vs. Baltimore
Punt Return Average	19.0	10/10	vs. Chicago
Kickoff Returns	4	9/19	at Pittsburgh
Kickoff Return Yards	92	9/19	at Pittsburgh
Total Penalties	8	9/26	vs. Miami
Penalty Yards	105	10/4	at L.A. Chargers
Total Fumbles	4	9/13	vs. Baltimore
Fumbles Lost	2	9/13	vs. Baltimore
Time of Possession	34:43	10/4	at L.A. Chargers
Turnovers	4	10/17	at Denver

INDIVIDUAL SINGLE-GAME HIGHS

2021 REGULAR SEASON RAIDERS INDIVIDUAL SINGLE-GAME HIGHS

Touchdowns	2	Kenyan Drake	at Broncos	10/17
		Josh Jacobs	vs. Ravens	09/13
Passes Attempted	56	Derek Carr	vs. Ravens	09/13
Passes Completed	34	Derek Carr	vs. Ravens	09/13
Completion Percentage	75.6	Derek Carr	at Steelers	09/19
Passing Yards	435	Derek Carr	vs. Ravens	09/13
Yards Per Attempt	12.6	Derek Carr	at Broncos	10/17
Touchdown Passes	2	Derek Carr	at Broncos	10/17
		Derek Carr	at Chargers	10/04
		Derek Carr	vs. Dolphins	09/26
		Derek Carr	at Steelers	09/19
		Derek Carr	vs. Ravens	09/13
Receptions	10	Darren Waller	vs. Ravens	09/13
Receiving Yards	113	Henry Ruggs III	at Steelers	09/19
Touchdown Receptions	1	Kenyan Drake	at Broncos	10/17
		Henry Ruggs III	at Broncos	10/17
		Hunter Renfrow	at Chargers	10/04
		Darren Waller	at Chargers	10/04
		Alec Ingold	vs. Dolphins	09/26
		Hunter Renfrow	vs. Dolphins	09/26
		Foster Moreau	at Steelers	09/19
		Henry Ruggs III	at Steelers	09/19
		Zay Jones	vs. Ravens	09/13
		Darren Waller	vs. Ravens	09/13
Rushing Yards	111	Peyton Barber	vs. Dolphins	09/26
Rushing Attempts	23	Peyton Barber	vs. Dolphins	09/26
Rushing Average	4.8	Peyton Barber	vs. Dolphins	09/26
Rushing Touchdowns	2	Josh Jacobs	vs. Ravens	09/13
Yards From Scrimmage	142	Peyton Barber	vs. Dolphins	09/26
Combined Net Yards	142	Peyton Barber	vs. Dolphins	09/26
Interceptions Made	1	Johnathan Abram	at Broncos	10/17
		Brandon Facyson	at Broncos	10/17
		Tre'von Moehrig	at Broncos	10/17
		Trayvon Mullen Jr.	at Steelers	09/19
Interceptions Thrown	1	Derek Carr	vs. Bears	10/10
		Derek Carr	at Chargers	10/04
		Derek Carr	vs. Dolphins	09/26
		Derek Carr	vs. Ravens	09/13
INT Return Yards	35	Tre'von Moehrig	at Broncos	10/17
Tackles	14	Denzel Perryman	vs. Dolphins	09/26
Sacks	3.0	Maxx Crosby	at Broncos	10/17
Punts	6	AJ Cole	vs. Ravens	09/13
Punts Inside the 20	3	AJ Cole	vs. Bears	10/10
Punting Average	57.0	AJ Cole	at Broncos	10/17
Punt Returns	3	Hunter Renfrow	at Chargers	10/04
Punt Return Yards	26	Hunter Renfrow	at Steelers	09/19
Kickoff Returns	3	Kenyan Drake	at Chargers	10/04
Kickoff Return Yards	68	Kenyan Drake	at Chargers	10/04
Field Goals Attempted	4	Daniel Carlson	at Steelers	09/19
Field Goals Made	4	Daniel Carlson	at Steelers	09/19

2021 REGULAR SEASON LAS VEGAS RAIDERS LONGEST PLAYS

Rushing Long	31	Marcus Mariota	vs. Ravens	09/13
Touchdown Run	18	Kenyan Drake	at Broncos	10/17
Passing Long	61	Derek Carr	at Steelers	09/19
Touchdown Pass Long	61	Derek Carr	at Steelers	09/19
Reception	61	Henry Ruggs III	at Steelers	09/19
Touchdown Reception	61	Henry Ruggs III	at Steelers	09/19
Interception Return	35	Tre'von Moehrig	at Broncos	10/17
Longest Own Fumble Return	1	Alec Ingold	vs. Dolphins	09/26
Longest Opponent's Fumble Return	1	Denzel Perryman	at Broncos	10/17
		Denzel Perryman	vs. Ravens	09/13
Punt Return	17	Hunter Renfrow	at Chargers	10/04

Kickoff Return	31	Kenyan Drake	at Chargers	10/04
Punt	71	AJ Cole	at Broncos	10/17
Field Goal Made	55	Daniel Carlson	vs. Ravens	09/13
Field Goal Attempt	55	Daniel Carlson	vs. Ravens	09/13

2021 REGULAR SEASON OPPONENTS INDIVIDUAL SINGLE-GAME HIGHS

Touchdowns	2	Austin Ekeler	at Chargers	10/04
Passes Attempted	49	Teddy Bridgewater	at Broncos	10/17
		Jacoby Brissett	vs. Dolphins	09/26
Passes Completed	35	Teddy Bridgewater	at Broncos	10/17
Completion Percentage	71.4	Teddy Bridgewater	at Broncos	10/17
Passing Yards	334	Teddy Bridgewater	at Broncos	10/17
Yards Per Attempt	7.8	Lamar Jackson	vs. Ravens	09/13
Touchdown Passes	3	Teddy Bridgewater	at Broncos	10/17
		Justin Herbert	at Chargers	10/04
Receptions	12	Jaylen Waddle	vs. Dolphins	09/26
Receiving Yards	105	Diontae Johnson	at Steelers	09/19
Touchdown Receptions	1	Noah Fant	at Broncos	10/17
		Tim Patrick	at Broncos	10/17
		Courtland Sutton	at Broncos	10/17
		Jesper Horsted	vs. Bears	10/10
		Jared Cook	at Chargers	10/04
		Austin Ekeler	at Chargers	10/04
		Donald Parham Jr.	at Chargers	10/04
		Najee Harris	at Steelers	09/19
		Marquise Brown	vs. Ravens	09/13
Rushing Yards	117	Austin Ekeler	at Chargers	10/04
Rushing Attempts	18	Khalil Herbert	vs. Bears	10/10
Rushing Average	7.8	Austin Ekeler	at Chargers	10/04
Rushing Touchdowns	1	Damien Williams	vs. Bears	10/10
		Austin Ekeler	at Chargers	10/04
		Jacoby Brissett	vs. Dolphins	09/26
		Malcolm Brown	vs. Dolphins	09/26
		JuJu Smith-Schuster	at Steelers	09/19
		Latavius Murray	vs. Ravens	09/13
		Ty'Son Williams	vs. Ravens	09/13
Yards From Scrimmage	145	Austin Ekeler	at Chargers	10/04
Combined Net Yards	145	Austin Ekeler	at Chargers	10/04
Interceptions Made	1	DeAndre Houston-Carson	vs. Bears	10/10
		Derwin James Jr.	at Chargers	10/04
		Elandon Roberts	vs. Dolphins	09/26
		Anthony Averett	vs. Ravens	09/13
Interceptions Thrown	3	Teddy Bridgewater	at Broncos	10/17
INT Return Yards	85	Elandon Roberts	vs. Dolphins	09/26
Tackles	10	Roquan Smith	vs. Bears	10/10
		Joe Schobert	at Steelers	09/19
		Robert Spillane	at Steelers	09/19
Sacks	2.0	Brandon Jones	vs. Dolphins	09/26
Punts	5	Pat O'Donnell	vs. Bears	10/10
		Ty Long	at Chargers	10/04
Punts Inside the 20	3	Ty Long	at Chargers	10/04
		Michael Palardy	vs. Dolphins	09/26
		Pressley Harvin III	at Steelers	09/19
Punting Average	49.3	Pressley Harvin III	at Steelers	09/19
Punt Returns	4	Devin Duvernay	vs. Ravens	09/13
Punt Return Yards	67	Devin Duvernay	vs. Ravens	09/13
Kickoff Returns	4	Diontae Spencer	at Broncos	10/17
		Ray-Ray McCloud	at Steelers	09/19
Kickoff Return Yards	92	Ray-Ray McCloud	at Steelers	09/19
Field Goals Attempted	3	Jason Sanders	vs. Dolphins	09/26
Field Goals Made	2	Cairo Santos	vs. Bears	10/10
		Jason Sanders	vs. Dolphins	09/26
		Justin Tucker	vs. Ravens	09/13

2021 REGULAR SEASON OPPONENTS LONGEST PLAYS

Rushing Long	35	Ty'Son Williams	vs. Ravens	09/13
Touchdown Run	35	Ty'Son Williams	vs. Ravens	09/13
Passing Long	52	Ben Roethlisberger	at Steelers	09/19
Touchdown Pass Long	25	Ben Roethlisberger	at Steelers	09/19
Reception	52	Chase Claypool	at Steelers	09/19
Touchdown Reception	25	Najee Harris	at Steelers	09/19
Interception Return	85	Elandon Roberts	vs. Dolphins	09/26
Longest INT Return for TD	85	Elandon Roberts	vs. Dolphins	09/26

Punt Return	30	Devin Duvernay	vs. Ravens	09/13
Kickoff Return	32	Jakeem Grant Sr.	vs. Bears	10/10
Punt	59	Pressley Harvin III	at Steelers	09/19
Field Goal Made	56	Chris Boswell	at Steelers	09/19
Field Goal Attempt	56	Chris Boswell	at Steelers	09/19

2021 REGULAR SEASON BIG YARDAGE GAMES

100-YARD PASS RECEIVERS

DATE	OPPONENT	PLAYER	REC.	YDS.	AVG.	LG	TD
9/13	vs. Ravens	Darren Waller	10	105	10.5	24	1
9/19	at Steelers	Henry Ruggs III	5	113	22.6	61T	1

100-YARD RUSHERS

DATE	OPPONENT	PLAYER	ATT.	YDS.	AVG.	LG	TD
9/26	vs. Dolphins	Peyton Barber	23	111	4.8	27	1

300-YARD PASSERS

DATE	OPPONENT	PLAYER	ATT.	YDS.	COMP.	LG	TD
9/13	vs. Ravens	Derek Carr	56	435	34	37	2
9/19	at Steelers	Derek Carr	37	382	28	61T	2
9/26	vs. Dolphins	Derek Carr	43	386	26	34	2
10/17	at Broncos	Derek Carr	27	341	18	51	2

2021 OPPONENTS BIG YARDAGE GAMES

100-YARD PASS RECEIVERS

DATE	OPPONENT	PLAYER	REC.	YDS.	AVG.	LG	TD
9/19	at Steelers	Diontae Johnson	9	105	11.7	41	0

100-YARD RUSHERS

DATE	OPPONENT	PLAYER	ATT.	YDS.	AVG.	LG	TD
10/4	at Chargers	Austin Ekeler	15	117	7.8	20	1

300-YARD PASSERS

DATE	OPPONENT	PLAYER	ATT.	YDS.	COMP.	LG	TD
10/17	at Broncos	Teddy Bridgewater	49	334	35	26	3

DATE	OPPONENT	QTR	RAIDERS PLAYER	RUN	PASS	DOWN	RESULT	GAME OUTCOME
09/19	at Pittsburgh	4	Derek Carr -> Henry Ruggs III		61T	3-10-LV 39	Touchdown	W, 26-17
10/04	at L.A. Chargers	4	Derek Carr -> Henry Ruggs III		51	1-10-LV 14	Missed FG	L, 28-14
10/17	at Denver	4	Derek Carr -> Bryan Edwards		51	3-5-LV 30	Field Goal	W, 34-24
10/17	at Denver	1	Derek Carr -> Henry Ruggs III		48T	3-2-DEN 48	Touchdown	W, 34-24
10/17	at Denver	3	Derek Carr -> Henry Ruggs III		40	3-12-DEN 44	Touchdown	W, 34-24
09/13	Baltimore	4	Derek Carr -> Henry Ruggs III		37	3-10-BAL 47	Touchdown	W, 33-27 (ot)
09/26	Miami	5	Derek Carr -> Bryan Edwards		34	2-15-LV 20	Field Goal	W, 31-28 (ot)
10/17	at Denver	2	Derek Carr -> Darren Waller		33	2-10-LV 36	Touchdown	W, 34-24
09/13	Baltimore	5	Derek Carr -> Bryan Edwards		32	3-4-BAL 33	Interception	W, 33-27 (ot)
09/26	Miami	5	Derek Carr -> Bryan Edwards		32	2-10-LV 47	Field Goal	W, 31-28 (ot)
09/13	Baltimore	1	Marcus Mariota run	31		3-1-LV 34	Punt	W, 33-27 (ot)
09/13	Baltimore	5	Derek Carr -> Zay Jones		31T	2-14-BAL 31	Touchdown	W, 33-27 (ot)
10/17	at Denver	2	Derek Carr -> Kenyan Drake		31T	1-10-DEN 31	Touchdown	W, 34-24
09/19	at Pittsburgh	3	Derek Carr -> Henry Ruggs III		30	2-9-PIT 39	Touchdown	W, 26-17
10/10	Chicago	2	Derek Carr -> Henry Ruggs III		29	1-10-LV 18	Downs	L, 20-9
10/10	Chicago	1	Derek Carr -> Darren Waller		29	3-9-LV 32	Field Goal	L, 20-9
10/17	at Denver	3	Derek Carr -> Josh Jacobs		29	2-4- 50	Touchdown	W, 34-24
09/13	Baltimore	5	Derek Carr -> Hunter Renfrow		27	2-12-LV 34	Interception	W, 33-27 (ot)
09/26	Miami	5	Peyton Barber run	27		1-10-MIA 46	Field Goal	W, 31-28 (ot)
09/19	at Pittsburgh	2	Derek Carr -> Foster Moreau		25	1-10-LV 48	Field Goal	W, 26-17
09/19	at Pittsburgh	4	Derek Carr -> Darren Waller		25	2-7-LV 30	Field Goal	W, 26-17
09/26	Miami	1	Derek Carr -> Hunter Renfrow		25	3-10-LV 35	Punt	W, 31-28 (ot)
10/17	at Denver	1	Derek Carr -> Hunter Renfrow		25	1-10-LV 36	Field Goal	W, 34-24
09/13	Baltimore	2	Derek Carr -> Darren Waller		24	3-1-BAL 43	Touchdown	W, 33-27 (ot)
09/26	Miami	1	Derek Carr -> Hunter Renfrow		24	2-8-LV 17	Interception	W, 31-28 (ot)
09/19	at Pittsburgh	3	Derek Carr -> Hunter Renfrow		23	3-9-LV 37	Touchdown	W, 26-17
09/26	Miami	3	Derek Carr -> Peyton Barber		23	2-7-LV 38	Touchdown	W, 31-28 (ot)
09/26	Miami	1	Derek Carr -> Bryan Edwards		23	1-10-MIA 49	Interception	W, 31-28 (ot)
09/26	Miami	2	Derek Carr -> Henry Ruggs III		23	2-6-LV 29	Touchdown	W, 31-28 (ot)
09/26	Miami	3	Derek Carr -> Darren Waller		23	3-13-MIA 42	Touchdown	W, 31-28 (ot)
09/13	Baltimore	4	Derek Carr -> Kenyan Drake		21	3-28-LV 23	Punt	W, 33-27 (ot)
09/26	Miami	2	Derek Carr -> Henry Ruggs III		21	3-3-MIA 29	Touchdown	W, 31-28 (ot)
10/04	at L.A. Chargers	2	Derek Carr -> Darren Waller		21	3-5-LV 20	Punt	L, 28-14
09/13	Baltimore	4	Derek Carr -> Bryan Edwards		20	1-10-LV 25	Field Goal	W, 33-27 (ot)

OPPONENT BIG PLAYS OF 20+ YARDS

DATE	OPPONENT	QTR	OPP. PLAYER	RUN	PASS	DOWN	RESULT	GAME OUTCOME
09/19	at Pittsburgh	4	Ben Roethlisberger -> Chase Claypool		52	2-7-PIT 23	Touchdown	W, 17-26
09/13	Baltimore	4	Lamar Jackson -> Sammy Watkins		49	2-5-BAL 43	Touchdown	W, 27-33 (ot)
09/19	at Pittsburgh	2	Ben Roethlisberger -> Diontae Johnson		41	3-8-LV 46	Touchdown	W, 17-26
09/13	Baltimore	1	Ty'Son Williams run	35T		4-1-LV 35	Touchdown	W, 27-33 (ot)
10/04	at L.A. Chargers	2	Justin Herbert -> Stephen Anderson		34	2-2-LV 46	Touchdown	L, 14-28
10/17	at Denver	3	Javonte Williams run	30		1-10-LV 47	Field Goal	W, 24-34
09/13	Baltimore	2	Lamar Jackson -> Sammy Watkins		29	2-14-LV 43	Touchdown	W, 27-33 (ot)
09/13	Baltimore	2	Lamar Jackson -> Marquise Brown		29	1-10-BAL 32	Touchdown	W, 27-33 (ot)
09/13	Baltimore	4	Lamar Jackson run	28		2-10-BAL 35	Field Goal	W, 27-33 (ot)
09/26	Miami	5	Jacoby Brissett -> Mike Gesicki		27	4-20-MIA 15	Field Goal	W, 28-31 (ot)
10/17	at Denver	4	Teddy Bridgewater -> Noah Fant		26	1-10-DEN 48	Touchdown	W, 24-34
10/17	at Denver	4	Teddy Bridgewater -> Noah Fant		26	1-10-DEN 14	Touchdown	W, 24-34
09/19	at Pittsburgh	4	Ben Roethlisberger -> Najee Harris		25T	3-10-LV 25	Touchdown	W, 17-26
09/26	Miami	1	Malcolm Brown run	24T		1-10-LV 24	Touchdown	W, 28-31 (ot)
10/17	at Denver	1	Teddy Bridgewater -> Tim Patrick		23T	1-10-LV 23	Touchdown	W, 24-34
10/04	at L.A. Chargers	1	Justin Herbert -> Jared Cook		22	2-6-LAC 41	Touchdown	L, 14-28
09/13	Baltimore	1	Lamar Jackson -> Ty'Son Williams		21	2-10-BAL 35	Touchdown	W, 27-33 (ot)
10/04	at L.A. Chargers	1	Jalen Guyton run	21		1-10-LAC 40	Downs	L, 14-28
10/04	at L.A. Chargers	4	Austin Ekeler run	20		1-10-LAC 44	Punt	L, 14-28

RAIDERS

(AS OF OCT 19, 2021, 2:26 PM PDT)

2021 : REGULAR SEASON

PLAYS			NET YARDS			TIME		
DATE	OPPONENT	PLAYS	DATE	OPPONENT	NET YARDS	DATE	OPPONENT	TIME
10/10	Chicago	16 (touchdown)	9/26	Miami	95 (touchdown) [PEN: 19, GROSS: 76]	10/10	Chicago	8:19 (touchdown)
9/19	at Pittsburgh	13 (field goal)	10/17	at Denver	82 (touchdown) [PEN: 0, GROSS: 82]	9/19	at Pittsburgh	6:23 (field goal)
9/26	Miami	11 (touchdown)	9/19	at Pittsburgh	82 (touchdown) [PEN: 0, GROSS: 82]	9/26	Miami	6:05 (touchdown)
10/4	at L.A. Chargers	11 (touchdown)	10/4	at L.A. Chargers	81 (touchdown) [PEN: 45, GROSS: 36]	10/4	at L.A. Chargers	5:59 (touchdown)
9/13	Baltimore	10 (punt)	9/13	Baltimore	75 (touchdown) [PEN: -10, GROSS: 85]	9/13	Baltimore	5:02 (downs)
10/17	at Denver	8 (field goal)	9/13	Baltimore	75 (touchdown) [PEN: 9, GROSS: 66]	10/17	at Denver	4:09 (field goal)
10/24	Philadelphia	--	10/10	Chicago	74 (touchdown) [PEN: 20, GROSS: 54]	10/24	Philadelphia	--
11/7	at N.Y. Giants	--	10/24	Philadelphia	--	11/7	at N.Y. Giants	--
11/14	Kansas City	--	11/7	at N.Y. Giants	--	11/14	Kansas City	--
11/21	Cincinnati	--	11/14	Kansas City	--	11/21	Cincinnati	--
11/25	at Dallas	--	11/21	Cincinnati	--	11/25	at Dallas	--
12/5	Washington	--	11/25	at Dallas	--	12/5	Washington	--
12/12	at Kansas City	--	12/5	Washington	--	12/12	at Kansas City	--
12/19	at Cleveland	--	12/12	at Kansas City	--	12/19	at Cleveland	--
12/26	Denver	--	12/19	at Cleveland	--	12/26	Denver	--
1/2	at Indianapolis	--	12/26	Denver	--	1/2	at Indianapolis	--
1/9	L.A. Chargers	--	1/2	at Indianapolis	--	1/9	L.A. Chargers	--
--	--	--	1/9	L.A. Chargers	--	--	--	--

2021 REGULAR SEASON

WEEK 1: RAIDERS 33, RAVENS 27

SEPTEMBER 13, 2021

RAIDERS													RAVENS												
#	RECD	LOST	POSS	OBTAINED	BEGAN	PLAYS	YDS	PEN	NET	1ST	ENDED	GIVEN UP	#	RECD	LOST	POSS	OBTAINED	BEGAN	PLAYS	YDS	PEN	NET	1ST	ENDED	GIVEN UP
1	15:00	10:29	4:31	Kickoff	LV 25	10	42	-10	32	2	BAL 43	Punt	1	10:29	05:14	5:15	Punt	BAL 8	8	29	-5	24	2	BAL 32	Punt
2	05:14	04:46	0:28	Punt	LV 24	3	0	0	0	0	LV 24	Punt	2	04:46	01:47	2:59	Punt	BAL 35	6	65	0	65	2	LV 35	TD
3	01:47	00:08	1:39	Kickoff	LV 15	4	13	0	13	1	LV 28	Punt	3	00:08	14:09	0:59	Punt	BAL 20	3	3	0	3	0	BAL 23	Punt
4	14:09	11:30	2:39	Punt	LV 35	3	-5	-6	-11	0	LV 24	Punt	4	11:30	08:52	2:38	Punt	BAL 32	6	68	0	68	3	LV 10	TD
5	08:52	04:14	4:38	Kickoff	LV 25	9	66	9	75	5	BAL 2	TD	5	04:14	01:12	3:02	Kickoff	BAL 25	7	39	0	39	2	LV 36	Downs
6	01:12	00:00	1:12	Downs	LV 36	9	33	15	48	3	BAL 16	Field Goal	6	15:00	13:10	1:50	Kickoff	BAL 25	5	14	5	19	2	BAL 44	Punt
7	13:10	10:48	2:22	Punt	LV 7	3	4	-7	-3	0	LV 4	Punt	7	10:48	08:24	2:24	Punt	LV 38	6	16	0	16	1	LV 22	Field Goal
8	08:24	03:22	5:02	Kickoff	LV 20	8	45	22	67	2	BAL 13	Downs	8	03:22	14:49	3:33	Downs	BAL 13	5	22	-10	12	1	BAL 25	Punt
9	14:49	13:23	1:26	Punt	LV 41	3	8	-5	3	0	LV 44	Punt	9	13:23	11:54	1:29	Punt	BAL 19	3	19	0	19	1	BAL 36	Fumble
10	11:54	09:18	2:36	Fumble	BAL 41	5	41	0	41	3	BAL 15	TD	10	09:18	06:04	3:14	Kickoff	BAL 25	6	75	0	75	3	LV 8	TD
11	06:04	03:44	2:20	Kickoff	LV 25	9	85	-10	75	4	BAL 10	TD	11	03:44	00:37	3:07	Kickoff	BAL 25	8	46	0	46	2	LV 29	Field Goal
12	00:37	00:02	0:35	Kickoff	LV 25	5	38	0	38	2	BAL 37	Field Goal	12	00:02	00:00	0:02	Kickoff	BAL 25	1	-1	0	-1	0	BAL 25	End Half
13	10:00	06:13	3:47	Kickoff	LV 25	9	74	-4	70	3	BAL 5	Int	13	06:13	04:31	1:42	Int	BAL 20	5	7	0	7	1	BAL 33	Fumble
14	04:31	03:38	0:53	Fumble	BAL 27	2	32	-5	27	1	BAL 31	TD													

WEEK 2: RAIDERS 26, STEELERS 17

SEPTEMBER 19, 2021

RAIDERS													STEELERS												
#	RECD	LOST	POSS	OBTAINED	BEGAN	PLAYS	YDS	PEN	NET	1ST	ENDED	GIVEN UP	#	RECD	LOST	POSS	OBTAINED	BEGAN	PLAYS	YDS	PEN	NET	1ST	ENDED	GIVEN UP
1	11:27	08:15	3:12	Punt	LV 16	6	19	0	19	1	LV 35	Punt	1	15:00	11:27	3:33	Kickoff	PIT 32	6	14	0	14	1	PIT 46	Punt
2	05:44	03:10	2:34	Int	PIT 39	5	17	-5	12	1	PIT 27	Field Goal	2	08:15	05:44	2:31	Punt	PIT 8	5	14	0	14	1	PIT 22	Int
3	13:32	09:34	3:58	Downs	LV 38	8	27	20	47	2	PIT 15	Field Goal	3	03:10	13:32	4:38	Kickoff	PIT 22	10	50	-10	40	2	LV 38	Downs
4	06:25	00:02	6:23	Kickoff	LV 25	13	73	-20	53	5	PIT 22	Field Goal	4	09:34	06:25	3:09	Kickoff	PIT 25	7	75	0	75	4	LV 3	TD
5	15:00	12:15	2:45	Kickoff	LV 25	6	22	0	22	1	LV 47	Punt	5	00:02	00:00	0:02	Kickoff		0	0	0	0	0		End Half
6	09:11	05:02	4:09	Punt	LV 18	7	82	0	82	4	PIT 9	TD	6	12:15	09:11	3:04	Punt	PIT 13	6	20	0	20	1	PIT 33	Punt
7	01:43	12:56	3:47	Punt	LV 3	7	47	0	47	3	PIT 46	Punt	7	05:02	01:43	3:19	Kickoff	PIT 17	6	28	10	38	3	LV 45	Punt
8	11:15	09:35	1:40	Kickoff	LV 25	5	75	0	75	2	LV 39	TD	8	12:56	11:15	1:41	Punt	PIT 20	5	80	0	80	2	LV 25	TD
9	08:23	05:51	2:32	Punt	LV 24	4	14	0	14	1	LV 38	Punt	9	09:35	08:23	1:12	Kickoff	PIT 25	3	9	0	9	0	PIT 34	Punt
10	03:42	00:20	3:22	Kickoff	LV 27	7	46	0	46	2	PIT 27	Field Goal	10	05:51	03:42	2:09	Punt	PIT 32	8	30	0	30	2	LV 38	Field Goal
													11	00:20	00:00	0:20	Kickoff	PIT 25	1	11	0	11	1	PIT 25	End Game

WEEK 3: RAIDERS 31, DOLPHINS 28

SEPTEMBER 26, 2021

RAIDERS													DOLPHINS												
#	RECD	LOST	POSS	OBTAINED	BEGAN	PLAYS	YDS	PEN	NET	1ST	ENDED	GIVEN UP	#	RECD	LOST	POSS	OBTAINED	BEGAN	PLAYS	YDS	PEN	NET	1ST	ENDED	GIVEN UP
1	15:00	13:26	1:34	Kickoff	LV 25	3	-4	0	-4	0	LV 21	Punt	1	13:26	10:48	2:38	Punt	MIA 32	6	21	0	21	1	LV 47	Punt
2	10:48	06:34	4:14	Punt	LV 15	7	64	0	64	3	MIA 21	Int	2	04:49	03:07	1:42	Downs	LV 34	4	34	0	34	2	LV 24	TD
3	06:34	04:49	1:45	Kickoff	LV 25	4	9	0	9	0	LV 34	Downs	3	00:36	00:32	0:04	Punt	MIA 1	1	-1	0	-1	0	MIA 1	Safety
4	03:07	00:36	2:31	Kickoff	LV 25	8	43	-18	25	2	LV 42	Punt	4	11:36	06:20	5:16	Kickoff	MIA 25	9	36	0	36	3	LV 39	Punt
5	00:32	11:36	3:56	Kickoff	LV 37	9	31	0	31	2	MIA 32	Field Goal	5	01:56	00:00	1:56	Kickoff	MIA 24	10	41	5	46	4	LV 30	Missed FG
6	06:20	01:56	4:24	Punt	LV 5	10	76	19	95	6	MIA 1	TD	6	15:00	12:33	2:27	Kickoff	MIA 25	4	14	-15	-1	0	MIA 24	Punt
7	12:33	07:17	5:16	Punt	LV 28	9	67	5	72	5	MIA 12	TD	7	07:17	04:52	2:25	Kickoff	MIA 25	6	12	15	27	1	LV 48	Punt
8	04:52	13:47	6:05	Punt	LV 16	11	94	-10	84	5	MIA 1	TD	8	13:47	08:30	5:17	Kickoff	MIA 25	11	47	0	47	3	LV 28	Field Goal
9	08:30	06:59	1:31	Kickoff	LV 25	3	7	0	7	0	LV 32	Punt	9	06:59	04:29	2:30	Punt	MIA 30	6	12	15	27	1	LV 43	Downs
10	04:29	03:22	1:07	Downs	LV 43	3	-16	0	-16	0	LV 27	Punt	10	03:22	00:02	3:20	Punt	MIA 18	13	61	21	82	5	LV 1	TD
11	00:02	00:00	0:02	Kickoff	LV 25	1	-1	0	-1	0	LV 25	End Half	11	06:27	02:49	3:38	Kickoff	MIA 25	11	53	-10	43	2	LV 32	Field Goal
12	10:00	06:27	3:33	Kickoff	LV 25	8	55	0	55	2	MIA 20	Field Goal													
13	02:49	00:00	2:49	Kickoff	LV 25	8	73	-1	72	3	MIA 3	Field Goal													

WEEK 4: RAIDERS 14, CHARGERS 28

OCTOBER 4, 2021

RAIDERS													CHARGERS												
#	RECD	LOST	POSS	OBTAINED	BEGAN	PLAYS	YDS	PEN	NET	1ST	ENDED	GIVEN UP	#	RECD	LOST	POSS	OBTAINED	BEGAN	PLAYS	YDS	PEN	NET	1ST	ENDED	GIVEN UP
1	08:01	06:21	1:40	Kickoff	LV 30	3	3	0	3	0	LV 33	Punt	1	15:00	08:01	6:59	Kickoff	LAC 25	12	75	0	75	5	LV 4	TD
2	05:24	04:06	1:18	Punt	LV 23	3	-8	0	-8	0	LV 15	Punt	2	06:21	05:24	0:57	Punt	LAC 24	3	5	0	5	0	LAC 29	Punt
3	01:59	14:50	2:09	Downs	LV 41	3	5	-5	0	0	LV 41	Punt	3	04:06	01:59	2:07	Punt	LAC 40	5	19	0	19	1	LV 41	Downs
4	13:26	11:34	1:52	Punt	LAC 44	4	7	0	7	0	LAC 37	Downs	4	14:50	13:26	1:24	Punt	LAC 10	3	8	0	8	0	LAC 18	Punt
5	09:40	07:51	1:49	Punt	LV 15	6	33	-15	18	1	LV 33	Punt	5	11:34	09:40	1:54	Downs	LAC 37	3	7	0	7	0	LAC 44	Punt
6	04:16	02:44	1:32	Kickoff	LV 8	3	9	0	9	0	LV 17	Punt	6	07:51	04:16	3:35	Punt	LAC 20	6	65	15	80	4	LV 10	TD
7	00:29	00:00	0:29	Kickoff	LV 30	2	2	-5	-3	0	LV 25	End Half	7	02:44	00:29	2:15	Punt	LAC 31	9	69	0	69	5	LV 14	TD
8	15:00	09:01	5:59	Kickoff	LV 22	11	58	20	78	6	LAC 10	TD	8	09:01	04:39	4:22	Kickoff	LAC 27	9	19	0	19	2	LAC 46	Punt
9	04:39	01:44	2:55	Punt	LV 19	6	36	45	81	3	LAC 3	TD	9	01:44	13:26	3:18	Kickoff	LAC 15	9	32	5	37	3	LV 48	Punt
10	13:26	10:38	2:48	Punt	LV 14	5	52	0	52	1	LAC 34	Missed FG	10	10:38	05:20	5:18	Missed FG	LAC 42	10	58	0	58	4	LV 11	TD
11	05:20	03:14	2:06	Kickoff	LV 25	7	13	15	28	2	LAC 47	Int	11	03:14	01:51	1:23	Int	LAC 44	4	25	-5	20	1	LV 36	Punt
12	01:51	01:11	0:40	Punt	LV 10	4	3	0	3	0	LV 13	Downs	12	01:11	00:00	1:11	Downs	LV 13	2	-2	0	-2	0	LV 14	End Game

WEEK 5: RAIDERS 9, BEARS 20

OCTOBER 10, 2021

RAIDERS													BEARS												
#	RECD	LOST	POSS	OBTAINED	BEGAN	PLAYS	YDS	PEN	NET	1ST	ENDED	GIVEN UP	#	RECD	LOST	POSS	OBTAINED	BEGAN	PLAYS	YDS	PEN	NET	1ST	ENDED	GIVEN UP
1	12:58	11:35	1:23	Punt	LV 27	3	3	0	3	0	LV 30	Punt	1	15:00	12:58	2:02	Kickoff	CHI 28	3	7	-5	2	0	CHI 30	Punt
2	10:08	04:00	6:08	Punt	LV 19	13	89	-20	69	4	CHI 12	Field Goal	2	11:35	10:08	1:27	Punt	CHI 19	3	4	5	9	0	CHI 28	Punt
3	13:11	10:13	2:58	Kickoff	LV 18	5	38	17	55	2	CHI 27	Downs	3	04:00	13:11	5:49	Kickoff	CHI 28	10	54	18	72	7	LV 2	TD
4	01:56	00:50	1:06	Kickoff	LV 25	3	-4	0	-4	0	LV 21	Punt	4	10:13	01:56	8:17	Downs	CHI 14	16	86	0	86	6	LV 4	TD
5	15:00	13:36	1:24	Kickoff	LV 25	3	8	0	8	0	LV 33	Punt	5	00:50	00:00	0:50	Punt	CHI 40	5	6	0	6	1	LV 44	End Half
6	11:42	11:01	0:41	Punt	LV 21	3	6	0	6	0	LV 27	Int	6	13:36	11:42	1:54	Punt	CHI 18	3	9	0	9	0	CHI 27	Punt
7	10:04	05:51	4:13	Punt	LV 11	8	30	-5	25	2	LV 36	Punt	7	11:01	10:04	0:57	Int	CHI 45	3	0	0	0	0	CHI 45	Punt
8	02:20	09:01	8:19	Punt	LV 26	16	54	20	74	7	CHI 1	TD	8	05:51	02:20	3:31	Punt	CHI 17	5	24	0	24	1	CHI 41	Punt
9	02:45	01:55	0:50	Kickoff	LV 25	4	10	-5	5	0	LV 30	Downs	9	09:01	02:45	6:16	Kickoff	CHI 15	10	53	4	57	4	LV 28	Field Goal
10	00:56	00:00	0:56	Kickoff	LV 19	3	25	-10	15	1	LV 26	End Game	10	01:55	00:56	0:59	Downs	LV 30	4	2	0	2	0	LV 28	Field Goal

WEEK 6: RAIDERS 34, BRONCOS 24

OCTOBER 17, 2021

RAIDERS													BRONCOS												
#	RECD	LOST	POSS	OBTAINED	BEGAN	PLAYS	YDS	PEN	NET	1ST	ENDED	GIVEN UP	#	RECD	LOST	POSS	OBTAINED	BEGAN	PLAYS	YDS	PEN	NET	1ST	ENDED	GIVEN UP
1	15:00	11:54	3:06	Kickoff	LV 25	6	70	5	75	3	DEN 48	TD	1	11:54	06:49	5:05	Kickoff	DEN 16	8	64	20	84	5	LV 23	TD
2	06:49	02:40	4:09	Kickoff	LV 25	8	43	0	43	2	DEN 32	Field Goal	2	02:40	00:24	2:16	Kickoff	DEN 18	5	19	0	19	1	DEN 37	Int
3	00:24	13:11	2:13	Int	DEN 49	6	19	5	24	2	DEN 25	Missed FG	3	13:11	11:39	1:32	Missed FG	DEN 33	3	5	0	5	0	DEN 38	Punt
4	11:39	10:11	1:28	Punt	LV 15	4	19	0	19	1	LV 34	Punt	4	10:11	04:31	5:40	Punt	DEN 20	9	22	5	27	2	DEN 47	Punt
5	04:31	02:36	1:55	Punt	LV 25	3	14	-10	4	0	LV 29	Punt	5	02:36	01:01	1:35	Punt	DEN 20	6	36	-20	16	1	DEN 36	Punt
6	01:01	00:30	0:31	Punt	LV 18	5	82	0	82	3	DEN 31	TD	6	00:30	00:00	0:30	Kickoff	DEN 25	1	-8	0	-8	0	DEN 25	End Half
7	13:20	11:27	1:53	Punt	LV 44	4	56	0	56	2	DEN 18	TD	7	15:00	13:20	1:40	Kickoff	DEN 17	3	4	-3	1	0	DEN 18	Punt
8	06:38	05:06	1:32	Kickoff	LV 25	3	8	0	8	0	LV 33	Punt	8	11:27	06:38	4:49	Kickoff	DEN 22	9	64	0	64	3	LV 14	Field Goal
9	02:19	00:07	2:12	Fumble	DEN 42	5	42	0	42	2	DEN 3	TD	9	05:06	02:19	2:47	Punt	DEN 13	6	27	0	27	2	DEN 36	Fumble
10	11:16	07:57	3:19	Kickoff	LV 25	7	68	-4	64	1	DEN 11	Field Goal	10	00:07	11:16	3:51	Kickoff	DEN 25	12	90	-15	75	5	LV 12	TD
11	06:48	04:03	2:45	Int	DEN 45	3	4	-10	-6	0	LV 49	Punt	11	07:57	06:48	1:09	Kickoff	DEN 25	4	12	0	12	1	DEN 37	Int
12	00:24	00:00	0:24	Int	DEN 49	1	-1	0	-1	0	DEN 49	End Game	12	04:03	01:12	2:51	Punt	DEN 14	8	86	0	86	5	LV 4	TD
													13	01:12	00:24	0:48	Onside Kick	DEN 44	4	0	0	0	0	DEN 44	Int

2021 REGULAR SEASON

		RAIDERS								OPPONENT							
DATE	OPPONENT	FIRST HALF				SECOND HALF				FIRST HALF				SECOND HALF			
		PLAYS	YDS	TIME	RESULT	PLAYS	YDS	TIME	RESULT	PLAYS	YDS	TIME	RESULT	PLAYS	YDS	TIME	RESULT
09/13	Ravens	10	32	4:31	Punt	3	-3	2:22	Punt	8	24	5:15	Punt	5	19	1:50	Punt
09/19	at Steelers	6	19	3:12	Punt	6	22	2:45	Punt	6	14	3:33	Punt	6	20	3:04	Punt
09/26	Dolphins	3	-4	1:34	Punt	9	72	5:16	TD	6	21	2:38	Punt	4	-1	2:27	Punt
10/04	at Chargers	3	3	1:40	Punt	11	78	5:59	TD	12	75	6:59	TD	9	19	4:22	Punt
10/10	Bears	3	3	1:23	Punt	3	8	1:24	Punt	3	2	2:02	Punt	3	9	1:54	Punt
10/17	at Broncos	6	75	3:06	TD	4	56	1:53	TD	8	84	5:05	TD	3	1	1:40	Punt
10/24	Eagles	--	--	--	--	--	--	--	--	--	--	--	--	--	--	--	--
11/07	at Giants	--	--	--	--	--	--	--	--	--	--	--	--	--	--	--	--
11/14	Chiefs	--	--	--	--	--	--	--	--	--	--	--	--	--	--	--	--
11/21	Bengals	--	--	--	--	--	--	--	--	--	--	--	--	--	--	--	--
11/25	at Cowboys	--	--	--	--	--	--	--	--	--	--	--	--	--	--	--	--
12/05	Washington	--	--	--	--	--	--	--	--	--	--	--	--	--	--	--	--
12/12	at Chiefs	--	--	--	--	--	--	--	--	--	--	--	--	--	--	--	--
12/19	at Browns	--	--	--	--	--	--	--	--	--	--	--	--	--	--	--	--
12/26	Broncos	--	--	--	--	--	--	--	--	--	--	--	--	--	--	--	--
01/02	at Colts	--	--	--	--	--	--	--	--	--	--	--	--	--	--	--	--
01/09	Chargers	--	--	--	--	--	--	--	--	--	--	--	--	--	--	--	--

2021 REGULAR SEASON RAIDERS ADVANCES

DATE	OPPONENT	RUSHES	COMPLETIONS	ADVANCES	OUTCOME
09/13	Baltimore	21	34	55	W 33-27 OT
09/19	at Pittsburgh	25	28	53	W 26-17
09/26	Miami	35	26	61	W 31-28 OT
10/04	at L.A. Chargers	18	21	39	L 28-14
10/10	Chicago	22	22	44	L 20-9
10/17	at Denver	23	18	41	W 34-24
10/24	Philadelphia	--	--	--	--
11/07	at N.Y. Giants	--	--	--	--
11/14	Kansas City	--	--	--	--
11/21	Cincinnati	--	--	--	--
11/25	at Dallas	--	--	--	--
12/05	Washington	--	--	--	--
12/12	at Kansas City	--	--	--	--
12/19	at Cleveland	--	--	--	--
12/26	Denver	--	--	--	--
01/02	at Indianapolis	--	--	--	--
01/09	L.A. Chargers	--	--	--	--
TOTALS		144	149	293	

2021 REGULAR SEASON OPPONENT ADVANCES

DATE	OPPONENT	RUSHES	COMPLETIONS	ADVANCES	OUTCOME
09/13	Baltimore	34	19	53	W 33-27 OT
09/19	at Pittsburgh	14	27	41	W 26-17
09/26	Miami	27	32	59	W 31-28 OT
10/04	at L.A. Chargers	34	25	59	L 28-14
10/10	Chicago	37	13	50	L 20-9
10/17	at Denver	23	35	58	W 34-24
10/24	Philadelphia	--	--	--	--
11/07	at N.Y. Giants	--	--	--	--
11/14	Kansas City	--	--	--	--
11/21	Cincinnati	--	--	--	--
11/25	at Dallas	--	--	--	--
12/05	Washington	--	--	--	--
12/12	at Kansas City	--	--	--	--
12/19	at Cleveland	--	--	--	--
12/26	Denver	--	--	--	--
01/02	at Indianapolis	--	--	--	--
01/09	L.A. Chargers	--	--	--	--
TOTALS		169	151	320	

RAIDERS RECORD WHEN:

Having 45 or more advances	3 - 0
Having 50 or more advances	3 - 0
Having less than 45 advances	1 - 2
Having less than 50 advances	1 - 2
Allowing 45 or more advances	3 - 2
Allowing 50 or more advances	3 - 2
Allowing less than 45 advances	1 - 0
Allowing less than 50 advances	1 - 0

NOTE: Advances equal to all rushing attempts plus completions.

RAIDERS 2021 REGULAR SEASON THIRD DOWN EFFICIENCY

Date	Opponent	RAIDERS										Total
		3rd & 1	3rd & 2	3rd & 3	3rd & 4	3rd & 5	3rd & 6	3rd & 7	3rd & 8	3rd & 9	3rd & 10+	
09/13	Baltimore	3 / 3	0 / 0	0 / 0	1 / 1	0 / 2	0 / 0	0 / 0	0 / 0	1 / 1	2 / 8	7 / 15
09/19	at Pittsburgh	1 / 1	0 / 1	1 / 3	1 / 1	0 / 0	0 / 1	0 / 1	0 / 0	1 / 3	1 / 2	5 / 13
09/26	Miami	1 / 2	0 / 0	1 / 2	0 / 1	0 / 0	2 / 2	0 / 1	1 / 1	1 / 2	2 / 4	8 / 15
10/04	at L.A. Chargers	1 / 2	0 / 1	1 / 2	0 / 0	1 / 2	0 / 1	0 / 2	1 / 1	0 / 0	0 / 2	4 / 13
10/10	Chicago	1 / 2	0 / 2	1 / 1	0 / 1	0 / 0	0 / 0	1 / 1	0 / 0	1 / 1	1 / 6	5 / 14
10/17	at Denver	0 / 0	2 / 4	0 / 1	0 / 0	1 / 1	0 / 0	0 / 1	0 / 0	0 / 0	1 / 4	4 / 11
10/24	Philadelphia	--	--	--	--	--	--	--	--	--	--	--
11/07	at N.Y. Giants	--	--	--	--	--	--	--	--	--	--	--
11/14	Kansas City	--	--	--	--	--	--	--	--	--	--	--
11/21	Cincinnati	--	--	--	--	--	--	--	--	--	--	--
11/25	at Dallas	--	--	--	--	--	--	--	--	--	--	--
12/05	Washington	--	--	--	--	--	--	--	--	--	--	--
12/12	at Kansas City	--	--	--	--	--	--	--	--	--	--	--
12/19	at Cleveland	--	--	--	--	--	--	--	--	--	--	--
12/26	Denver	--	--	--	--	--	--	--	--	--	--	--
01/02	at Indianapolis	--	--	--	--	--	--	--	--	--	--	--
01/09	L.A. Chargers	--	--	--	--	--	--	--	--	--	--	--
TOTALS		7 / 10	2 / 8	4 / 9	2 / 4	2 / 5	2 / 4	1 / 6	2 / 2	4 / 7	7 / 26	33 / 81
		70.0%	25.0%	44.4%	50.0%	40.0%	50.0%	16.7%	100.0%	57.1%	26.9%	40.7%
		3RD & 1-3: 13 / 27 = 48.1%			3RD & 4-6: 6 / 13 = 46.2%			3RD & 7-10+: 14 / 41 = 34.1%				

OPPONENT 2021 REGULAR SEASON THIRD DOWN EFFICIENCY

Date	Opponent	OPPONENT										Total
		3rd & 1	3rd & 2	3rd & 3	3rd & 4	3rd & 5	3rd & 6	3rd & 7	3rd & 8	3rd & 9	3rd & 10+	
09/13	Baltimore	0 / 0	1 / 1	0 / 1	0 / 1	0 / 1	2 / 3	0 / 4	0 / 0	0 / 0	0 / 1	3 / 12
09/19	at Pittsburgh	0 / 0	1 / 1	0 / 0	0 / 1	1 / 1	0 / 1	0 / 0	2 / 2	0 / 1	1 / 5	5 / 12
09/26	Miami	0 / 1	0 / 1	1 / 3	1 / 2	2 / 3	0 / 1	1 / 2	0 / 1	1 / 2	0 / 2	6 / 18
10/04	at L.A. Chargers	0 / 0	0 / 3	0 / 0	2 / 2	0 / 1	1 / 1	0 / 0	1 / 3	0 / 0	0 / 3	4 / 13
10/10	Chicago	1 / 3	2 / 2	0 / 0	0 / 1	0 / 1	0 / 0	2 / 2	0 / 1	0 / 1	1 / 2	6 / 13
10/17	at Denver	0 / 0	2 / 2	0 / 0	2 / 2	0 / 1	0 / 0	0 / 2	0 / 0	0 / 1	1 / 6	5 / 14
10/24	Philadelphia	--	--	--	--	--	--	--	--	--	--	--
11/07	at N.Y. Giants	--	--	--	--	--	--	--	--	--	--	--
11/14	Kansas City	--	--	--	--	--	--	--	--	--	--	--
11/21	Cincinnati	--	--	--	--	--	--	--	--	--	--	--
11/25	at Dallas	--	--	--	--	--	--	--	--	--	--	--
12/05	Washington	--	--	--	--	--	--	--	--	--	--	--
12/12	at Kansas City	--	--	--	--	--	--	--	--	--	--	--
12/19	at Cleveland	--	--	--	--	--	--	--	--	--	--	--
12/26	Denver	--	--	--	--	--	--	--	--	--	--	--
01/02	at Indianapolis	--	--	--	--	--	--	--	--	--	--	--
01/09	L.A. Chargers	--	--	--	--	--	--	--	--	--	--	--
TOTALS		1 / 4	6 / 10	1 / 4	5 / 9	3 / 8	3 / 6	3 / 10	3 / 7	1 / 5	3 / 19	29 / 82
		25.0%	60.0%	25.0%	55.6%	37.5%	50.0%	30.0%	42.9%	20.0%	15.8%	35.4%
		3RD & 1-3: 8 / 18 = 44.4%			3RD & 4-6: 11 / 23 = 47.8%			3RD & 7-10+: 10 / 41 = 24.4%				

2021 REGULAR SEASON FOURTH DOWN EFFICIENCY

Date	Opponent	RAIDERS						OPPONENT					
		4th & 1	4th & 2	4th & 3	4th & 4	4th & 5+	Total	4th & 1	4th & 2	4th & 3	4th & 4	4th & 5+	Total
09/13	Baltimore	0 / 1	0 / 0	0 / 0	0 / 0	0 / 0	0 / 1	1 / 2	0 / 0	0 / 0	0 / 0	0 / 0	1 / 2
09/19	at Pittsburgh	1 / 1	0 / 0	0 / 0	0 / 0	0 / 0	1 / 1	0 / 0	0 / 0	0 / 0	0 / 1	0 / 0	0 / 1
09/26	Miami	0 / 1	0 / 0	0 / 0	0 / 0	0 / 0	0 / 1	1 / 2	0 / 0	0 / 0	0 / 0	2 / 2	3 / 4
10/04	at L.A. Chargers	1 / 1	0 / 0	0 / 1	0 / 0	0 / 1	1 / 3	0 / 0	2 / 2	0 / 0	0 / 0	0 / 1	2 / 3
10/10	Chicago	1 / 2	0 / 0	0 / 0	0 / 0	0 / 1	1 / 3	0 / 0	0 / 0	0 / 0	0 / 0	0 / 0	0 / 0
10/17	at Denver	0 / 0	0 / 0	0 / 0	0 / 0	0 / 0	0 / 0	0 / 0	0 / 1	0 / 0	0 / 0	1 / 2	1 / 3
10/24	Philadelphia	--	--	--	--	--	--	--	--	--	--	--	--
11/07	at N.Y. Giants	--	--	--	--	--	--	--	--	--	--	--	--
11/14	Kansas City	--	--	--	--	--	--	--	--	--	--	--	--
11/21	Cincinnati	--	--	--	--	--	--	--	--	--	--	--	--
11/25	at Dallas	--	--	--	--	--	--	--	--	--	--	--	--
12/05	Washington	--	--	--	--	--	--	--	--	--	--	--	--
12/12	at Kansas City	--	--	--	--	--	--	--	--	--	--	--	--
12/19	at Cleveland	--	--	--	--	--	--	--	--	--	--	--	--
12/26	Denver	--	--	--	--	--	--	--	--	--	--	--	--
01/02	at Indianapolis	--	--	--	--	--	--	--	--	--	--	--	--
01/09	L.A. Chargers	--	--	--	--	--	--	--	--	--	--	--	--
TOTALS		3 / 6	0 / 0	0 / 1	0 / 0	0 / 2	3 / 9	2 / 4	2 / 3	0 / 0	0 / 1	3 / 5	7 / 13
		50.0%	0.0%	0.0%	0.0%	0.0%	33.3%	50.0%	66.7%	0.0%	0.0%	60.0%	53.8%

2020 REGULAR SEASON 100.0+ PASSER RATING

RAIDERS

PASSING GAMES

DATE	OPPONENT	PLAYER	ATT	CMP	YDS	CMP%	YDS/ATT	YDS/CMP	TD	TD%	INT	INT%	LONG	SACK/LOST	RATING
09/13	at Carolina	Derek Carr	30	22	239	73.33%	7.97	10.86	1	3.33%	0	0.00%	45	0/0	107.50
09/21	vs. New Orleans	Derek Carr	38	28	284	73.68%	7.47	10.14	3	7.89%	0	0.00%	31	3/23	120.90
09/27	at New England	Derek Carr	32	24	261	75.00%	8.16	10.88	2	6.25%	0	0.00%	34	2/12	119.40
10/04	vs. Buffalo	Derek Carr	44	32	311	72.73%	7.07	9.72	2	4.55%	0	0.00%	37	2/14	107.30
10/11	at Kansas City	Derek Carr	31	22	347	70.97%	11.19	15.77	3	9.68%	1	3.23%	72t	1/1	126.70
11/08	at L.A. Chargers	Derek Carr	23	13	165	56.52%	7.17	12.69	2	8.70%	0	0.00%	53	1/5	108.10
11/22	vs. Kansas City	Derek Carr	31	23	275	74.19%	8.87	11.96	3	9.68%	1	3.23%	29	0/0	119.70
12/26	vs. Miami	Derek Carr	34	21	336	61.76%	9.88	16.00	1	2.94%	0	0.00%	85t	3/22	104.50

2020 OPPONENTS 100.0+ PASSER RATING

PASSING GAMES

DATE	OPPONENT	PLAYER	ATT	CMP	YDS	CMP%	YDS/ATT	YDS/CMP	TD	TD%	INT	INT%	LONG	SACK/LOST	RATING
10/04	vs. Buffalo	Josh Allen	34	24	288	70.59%	8.47	12.00	2	5.88%	0	0.00%	49	1/14	115.80
10/25	vs. Tampa Bay	Tom Brady	45	33	369	73.33%	8.20	11.18	4	8.89%	0	0.00%	35	0/0	127.00
11/08	at L.A. Chargers	Justin Herbert	42	28	326	66.67%	7.76	11.64	2	4.76%	0	0.00%	50	2/14	105.90
11/22	vs. Kansas City	Patrick Mahomes	45	34	348	75.56%	7.73	10.24	2	4.44%	1	2.22%	22t	0/0	102.80
12/13	vs. Indianapolis	Philip Rivers	28	19	244	67.86%	8.71	12.84	2	7.14%	0	0.00%	41t	0/0	118.80
12/17	vs. L.A. Chargers	Justin Herbert	32	22	314	68.75%	9.81	14.27	2	6.25%	0	0.00%	53	1/8	121.10
01/03	at Denver	Drew Lock	41	25	339	60.98%	8.27	13.56	2	4.88%	0	0.00%	92t	2/15	103.60

*Need minimum of 20 attempts to qualify

2021 REGULAR SEASON

Date	Opponent	Quarterback	Loss	0-9	10-19	20-29	30-39	40-49	50+
09/13	Baltimore	Carr	--	16	11 (1)	4	3 (1)	--	--
09/19	at Pittsburgh	Carr	--	12 (1)	11	3	1	--	1 (1)
09/26	Miami	Carr	--	8 (1)	7 (1)	8	3	--	--
10/04	at L.A. Chargers	Carr	--	16 (1)	3 (1)	--	1	--	1
10/10	Chicago	Carr	--	15	5	2	--	--	--
10/17	at Denver	Carr	--	8	3	2	2 (1)	2 (1)	1
10/24	Philadelphia	--	--	--	--	--	--	--	--
11/07	at N.Y. Giants	--	--	--	--	--	--	--	--
11/14	Kansas City	--	--	--	--	--	--	--	--
11/21	Cincinnati	--	--	--	--	--	--	--	--
11/25	at Dallas	--	--	--	--	--	--	--	--
12/05	Washington	--	--	--	--	--	--	--	--
12/12	at Kansas City	--	--	--	--	--	--	--	--
12/19	at Cleveland	--	--	--	--	--	--	--	--
12/26	Denver	--	--	--	--	--	--	--	--
01/02	at Indianapolis	--	--	--	--	--	--	--	--
01/09	L.A. Chargers	--	--	--	--	--	--	--	--
PLAYER TOTALS		Carr	--	75 (3)	40 (3)	19	10 (2)	2 (1)	3 (1)
TEAM TOTALS			--	75 (3)	40 (3)	19	10 (2)	2 (1)	3 (1)

RAIDERS 2021 REGULAR SEASON YARDS GAINED BY DOWN

RAIDERS 2011 REGULAR SEASON YARDS GAINED BY DOWN												OPPONENT													
		1ST DOWN			2ND DOWN			3RD DOWN			4TH DOWN			1ST DOWN			2ND DOWN			3RD DOWN			4TH DOWN		
Date	Opponent	Att	Yds	Avg	Att	Yds	Avg	Att	Yds	Avg	Att	Yds	Avg	Att	Yds	Avg	Att	Yds	Avg	Att	Yds	Avg	Att	Yds	Avg
09/13	Baltimore	37	170	4.6	27	159	5.9	15	167	11.1	1	0	0.0	30	141	4.7	23	223	9.7	12	15	1.3	2	35	17.5
09/19	at Pittsburgh	30	189	6.3	20	114	5.7	13	120	9.2	1	2	2.0	23	91	4.0	20	130	6.5	12	110	9.2	1	0	0.0
09/26	Miami	36	156	4.3	29	228	7.9	15	113	7.5	1	0	0.0	31	117	3.8	25	110	4.4	18	60	3.3	4	43	10.8
10/04	at L.A. Chargers	22	94	4.3	18	76	4.2	13	40	3.1	3	3	1.0	32	157	4.9	27	175	6.5	13	29	2.2	2	19	9.5
10/10	Chicago	24	116	4.8	19	61	3.2	14	81	5.8	3	1	0.3	25	111	4.4	22	72	3.3	13	69	5.3	0	0	0.0
10/17	at Denver	24	153	6.4	17	124	7.3	11	149	13.5	0	0	0.0	35	235	6.7	25	98	3.9	14	77	5.5	3	12	4.0
10/24	Philadelphia	--	--	--	--	--	--	--	--	--	--	--	--	--	--	--	--	--	--	--	--	--	--	--	--
11/07	at N.Y. Giants	--	--	--	--	--	--	--	--	--	--	--	--	--	--	--	--	--	--	--	--	--	--	--	--
11/14	Kansas City	--	--	--	--	--	--	--	--	--	--	--	--	--	--	--	--	--	--	--	--	--	--	--	--
11/21	Cincinnati	--	--	--	--	--	--	--	--	--	--	--	--	--	--	--	--	--	--	--	--	--	--	--	--
11/25	at Dallas	--	--	--	--	--	--	--	--	--	--	--	--	--	--	--	--	--	--	--	--	--	--	--	--
12/05	Washington	--	--	--	--	--	--	--	--	--	--	--	--	--	--	--	--	--	--	--	--	--	--	--	--
12/12	at Kansas City	--	--	--	--	--	--	--	--	--	--	--	--	--	--	--	--	--	--	--	--	--	--	--	--
12/19	at Cleveland	--	--	--	--	--	--	--	--	--	--	--	--	--	--	--	--	--	--	--	--	--	--	--	--
12/26	Denver	--	--	--	--	--	--	--	--	--	--	--	--	--	--	--	--	--	--	--	--	--	--	--	--
01/02	at Indianapolis	--	--	--	--	--	--	--	--	--	--	--	--	--	--	--	--	--	--	--	--	--	--	--	--
01/09	L.A. Chargers	--	--	--	--	--	--	--	--	--	--	--	--	--	--	--	--	--	--	--	--	--	--	--	--
TOTALS		173	878	5.1	130	762	5.9	81	670	8.3	9	6	0.7	176	852	4.8	142	808	5.7	82	360	4.4	12	109	9.1

DATE	OPPONENT	QTR	RETURN	RAIDERS PLAYER	YDS.	DOWN	RESULT
09/13	Baltimore	3	Kickoff	Henry Ruggs III	20	BAL 13	Punt
09/19	at Pittsburgh	4	Kickoff	Henry Ruggs III	22	LV 35	End Game
10/04	at L.A. Chargers	1	Kickoff	Peyton Barber	25	LAC 24	Punt
		3	Kickoff	Kenyan Drake	31	LAC 35	Touchdown
		3	Kickoff	Kenyan Drake	22	LV 35	Punt
10/10	Chicago	0	Kickoff	Kenyan Drake	20		
10/24		--	--	--	--	--	--
11/07		--	--	--	--	--	--
11/14		--	--	--	--	--	--
11/21		--	--	--	--	--	--
11/25		--	--	--	--	--	--
12/05		--	--	--	--	--	--
12/12		--	--	--	--	--	--
12/19		--	--	--	--	--	--
12/26		--	--	--	--	--	--
01/02		--	--	--	--	--	--
01/09		--	--	--	--	--	--

OPPONENT BIG RETURNS: KICKOFF AND PUNT

DATE	OPPONENT	QTR	RETURN	OPP. PLAYER	YDS.	DOWN	RESULT
09/13	Baltimore	1	Punt	Devin Duvernay	22	BAL 35	Touchdown
		3	Punt	Devin Duvernay	30	LV 38	Field Goal
09/19	at Pittsburgh	1	Kickoff	Ray-Ray McCloud	28	LV 16	Punt
		1	Kickoff	Ray-Ray McCloud	28	50	Punt
10/04	at L.A. Chargers	1	Kickoff	Larry Rountree III	24	50	Touchdown
10/10	Chicago	1	Kickoff	Jakeem Grant Sr.	24	LV 27	Punt
		2	Kickoff	Jakeem Grant Sr.	32	CHI 35	Downs
		3	Punt	Jakeem Grant Sr.	21	CHI 18	Punt
10/17	at Denver	3	Kickoff	Diontae Spencer	23	DEN 35	Punt
10/24		--	--	--	--	--	--
11/07		--	--	--	--	--	--
11/14		--	--	--	--	--	--
11/21		--	--	--	--	--	--
11/25		--	--	--	--	--	--
12/05		--	--	--	--	--	--
12/12		--	--	--	--	--	--
12/19		--	--	--	--	--	--
12/26		--	--	--	--	--	--
01/02		--	--	--	--	--	--
01/09		--	--	--	--	--	--

2021 REGULAR SEASON - DEFENSIVE TAKEAWAYS

DATE	OPPONENT	TAKEAWAY	QTR.	SCORE	YD-LINE	RESULT
09/13	Baltimore	D. Perryman FR (Q. Jefferson FF) D. Philon FR (C. Nassib FF)	4 5	10-17 27-27	BLT-42 BLT-27	TD TD
09/19	at Pittsburgh	T. Mullen Jr. INT (B. Roethlisberger)	1	0-0	LV-43	FG
09/26	Miami	None				
10/04	at L.A. Chargers	None				
10/10	Chicago	None				
10/17	at Denver	B. Facyson INT (T. Bridgewater) D. Perryman FR (S. Thomas FF) T. Moehrig INT (T. Bridgewater) J. Abram INT (T. Bridgewater)	1 3 4 4	10-7 24-10 34-17 34-24	DEN-49 DEN-43 LV-20 LV-45	Missed FG TD Punt EOG
10/24	Philadelphia	--	--	--	--	--
11/07	at N.Y. Giants	--	--	--	--	--
11/14	Kansas City	--	--	--	--	--
11/21	Cincinnati	--	--	--	--	--
11/25	at Dallas	--	--	--	--	--
12/05	Washington	--	--	--	--	--
12/12	at Kansas City	--	--	--	--	--
12/19	at Cleveland	--	--	--	--	--
12/26	Denver	--	--	--	--	--
01/02	at Indianapolis	--	--	--	--	--
01/09	L.A. Chargers	--	--	--	--	--

2021 REGULAR SEASON - OFFENSIVE GIVEAWAYS

DATE	OPPONENT	TAKEAWAY	QTR.	SCORE	YD-LINE	RESULT
09/13	Baltimore	D. Carr INT (A. Averett: touchback)	5	27-27	BLT-(-3)	Fumble
09/19	at Pittsburgh	None				
09/26	Miami	D. Carr INT (E. Roberts)	1	0-7	MIA-15	TD
10/04	at L.A. Chargers	D. Carr INT (D. James Jr.)	4	14-28	LAC-29	Punt
10/10	Chicago	D. Carr INT (D. Houston-Carson)	3	3-14	CHI-45	Punt
10/17	at Denver	None				
10/24	Philadelphia	--	--	--	--	--
11/07	at N.Y. Giants	--	--	--	--	--
11/14	Kansas City	--	--	--	--	--
11/21	Cincinnati	--	--	--	--	--
11/25	at Dallas	--	--	--	--	--
12/05	Washington	--	--	--	--	--
12/12	at Kansas City	--	--	--	--	--
12/19	at Cleveland	--	--	--	--	--
12/26	Denver	--	--	--	--	--
01/02	at Indianapolis	--	--	--	--	--
01/09	L.A. Chargers	--	--	--	--	--

2021 REGULAR SEASON - TURNOVERS

Offense:	4 Giveaways 7 Points (1 TD, 0 FG)	Ratio +3 (7 takes, 4 gives)
Defense:	7 Takeaways 23 Points (3 TD, 1 FG)	
Special Teams:	0 Giveaways 0 Points (0 TD, 0 FG)	Points Off Turnovers Ratio +16 (23 scored, 7 allowed)
	0 Takeaways 0 Points (0 TD, 0 FG)	

TURNOVER BREAKDOWN CHART - TEAM AND OPPONENT

		FORCED TURNOVERS			TURNOVERS CONVERTED					OUTCOME	
DATE	OPPONENT	FUM	INTS	TOTAL	TD	FG	PTS.	PTS. PCT.	TD PCT.	NET DIFF.	RESULT
09/13	Las Vegas	2	0	2	2	0	13	100.0	100.0	+1	33-27
	Baltimore	0	1	1	0	0	0	0.0	0.0	-1	Las Vegas
09/19	Las Vegas	0	1	1	0	1	3	100.0	0.0	+1	26-17
	at Pittsburgh	0	0	0	0	0	0	0.0	0.0	-1	Las Vegas
09/26	Las Vegas	0	0	0	0	0	0	0.0	0.0	-1	31-28
	Miami	0	1	1	1	0	7	100.0	100.0	+1	Las Vegas
10/04	Las Vegas	0	0	0	0	0	0	0.0	0.0	-1	28-14
	at L.A. Chargers	0	1	1	0	0	0	0.0	0.0	+1	L.A. Chargers
10/10	Las Vegas	0	0	0	0	0	0	0.0	0.0	-1	20-9
	Chicago	0	1	1	0	0	0	0.0	0.0	+1	Chicago
10/17	Las Vegas	1	3	4	1	0	7	25.0	100.0	+4	34-24
	at Denver	0	0	0	0	0	0	0.0	0.0	-4	Las Vegas
10/24	Philadelphia	--	--	--	--	--	--	--	--	--	--
11/07	at N.Y. Giants	--	--	--	--	--	--	--	--	--	--
11/14	Kansas City	--	--	--	--	--	--	--	--	--	--
11/21	Cincinnati	--	--	--	--	--	--	--	--	--	--
11/25	at Dallas	--	--	--	--	--	--	--	--	--	--
12/05	Washington	--	--	--	--	--	--	--	--	--	--
12/12	at Kansas City	--	--	--	--	--	--	--	--	--	--
12/19	at Cleveland	--	--	--	--	--	--	--	--	--	--
12/26	Denver	--	--	--	--	--	--	--	--	--	--
01/02	at Indianapolis	--	--	--	--	--	--	--	--	--	--
01/09	L.A. Chargers	--	--	--	--	--	--	--	--	--	--
	RAIDERS	3	4	7	3	1	23	57.1	75.0	+3	4-2
	OPPONENTS	0	4	4	1	0	7	25.0	100.0	-3	2-4

RAIDERS 2021 REGULAR SEASON INSIDE 20 EFFICIENCY

RAIDERS																		
Date	Opponent	Pos	TD	PAT	2-Pt.	Miss PAT	FG	FGA	Blk/MFG	INT	Fum	Dwns	Drive Ends			TD%	Score Pct.	Pts/Poss
09/13	Baltimore	6	3	3	0	0	1	1	0	1	0	1	0	0	24	50.0	66.7	4.0
09/19	at Pittsburgh	3	1	1	0	0	2	2	0	0	0	0	0	0	13	33.3	100.0	4.3
09/26	Miami	4	3	2	0	1	1	1	0	0	0	0	0	0	23	75.0	100.0	5.8
10/04	at L.A. Chargers	2	2	2	0	0	0	0	0	0	0	0	0	0	14	100.0	100.0	7.0
10/10	Chicago	2	1	0	0	0	1	1	0	0	0	0	0	0	9	50.0	100.0	4.5
10/17	at Denver	3	2	2	0	0	1	1	0	0	0	0	0	0	17	66.7	100.0	5.7
10/24	Philadelphia	--	--	--	--	--	--	--	--	--	--	--	--	--	--	--	--	--
11/07	at N.Y. Giants	--	--	--	--	--	--	--	--	--	--	--	--	--	--	--	--	--
11/14	Kansas City	--	--	--	--	--	--	--	--	--	--	--	--	--	--	--	--	--
11/21	Cincinnati	--	--	--	--	--	--	--	--	--	--	--	--	--	--	--	--	--
11/25	at Dallas	--	--	--	--	--	--	--	--	--	--	--	--	--	--	--	--	--
12/05	Washington	--	--	--	--	--	--	--	--	--	--	--	--	--	--	--	--	--
12/12	at Kansas City	--	--	--	--	--	--	--	--	--	--	--	--	--	--	--	--	--
12/19	at Cleveland	--	--	--	--	--	--	--	--	--	--	--	--	--	--	--	--	--
12/26	Denver	--	--	--	--	--	--	--	--	--	--	--	--	--	--	--	--	--
01/02	at Indianapolis	--	--	--	--	--	--	--	--	--	--	--	--	--	--	--	--	--
01/09	L.A. Chargers	--	--	--	--	--	--	--	--	--	--	--	--	--	--	--	--	--
TOTALS		20	12	10	0	1	6	6	0	1	0	1	0	0	100	60.0	90.0	5.0

OPPONENT 2021 REGULAR SEASON INSIDE 20 EFFICIENCY

OPPONENT																		
Date	Opponent	Pos	TD	PAT	2-Pt.	Miss PAT	FG	FGA	Blk/MFG	INT	Fum	Dwns	Drive Ends			TD%	Score Pct.	Pts/Poss
09/13	Baltimore	2	2	2	0	0	0	0	0	0	0	0	0	0	14	100.0	100.0	7.0
09/19	at Pittsburgh	1	1	1	0	0	0	0	0	0	0	0	0	0	7	100.0	100.0	7.0
09/26	Miami	1	1	0	1	0	0	0	0	0	0	0	0	0	8	100.0	100.0	8.0
10/04	at L.A. Chargers	5	4	4	0	0	0	0	0	0	0	0	0	1	28	80.0	80.0	5.6
10/10	Chicago	2	2	2	0	0	0	0	0	0	0	0	0	0	14	100.0	100.0	7.0
10/17	at Denver	3	2	2	0	0	1	1	0	0	0	0	0	0	17	66.7	100.0	5.7
10/24	Philadelphia	--	--	--	--	--	--	--	--	--	--	--	--	--	--	--	--	--
11/07	at N.Y. Giants	--	--	--	--	--	--	--	--	--	--	--	--	--	--	--	--	--
11/14	Kansas City	--	--	--	--	--	--	--	--	--	--	--	--	--	--	--	--	--
11/21	Cincinnati	--	--	--	--	--	--	--	--	--	--	--	--	--	--	--	--	--
11/25	at Dallas	--	--	--	--	--	--	--	--	--	--	--	--	--	--	--	--	--
12/05	Washington	--	--	--	--	--	--	--	--	--	--	--	--	--	--	--	--	--
12/12	at Kansas City	--	--	--	--	--	--	--	--	--	--	--	--	--	--	--	--	--
12/19	at Cleveland	--	--	--	--	--	--	--	--	--	--	--	--	--	--	--	--	--
12/26	Denver	--	--	--	--	--	--	--	--	--	--	--	--	--	--	--	--	--
01/02	at Indianapolis	--	--	--	--	--	--	--	--	--	--	--	--	--	--	--	--	--
01/09	L.A. Chargers	--	--	--	--	--	--	--	--	--	--	--	--	--	--	--	--	--
TOTALS		14	12	11	1	0	1	1	0	0	0	0	0	1	88	85.7	92.9	6.3

RAIDERS

<u>Date/Opp.</u>	<u>Quarter</u>	<u>Score</u>	<u>Kicker</u>	<u>Recovered by</u>	<u>Yard line recovered at</u>
9/13 vs. Bal.	----	----	----	----	----
9/19 at Pit.	----	----	----	----	----
9/26 vs. Mia.	----	----	----	----	----
10/4 at LAC	----	----	----	----	----
10/10 vs. Chi.	----	----	----	----	----
10/17 at Den.	----	----	----	----	----
10/24 vs. Phi.	----	----	----	----	----
11/7 at NYG	----	----	----	----	----
11/14 vs. KC	----	----	----	----	----
11/21 vs. Cin.	----	----	----	----	----
11/25 at Dal.	----	----	----	----	----
12/5 vs. Was.	----	----	----	----	----
12/12 at KC	----	----	----	----	----
TBD at Cle.	----	----	----	----	----
12/26 vs. Den.	----	----	----	----	----
1/2 at Ind.	----	----	----	----	----
1/9 vs LAC	----	----	----	----	----

OPPONENTS

<u>Date/Opp.</u>	<u>Quarter</u>	<u>Score</u>	<u>Kicker</u>	<u>Recovered by</u>	<u>Yard line recovered at</u>
9/13 vs. Bal.	----	----	----	----	----
9/19 at Pit.	----	----	----	----	----
9/26 vs. Mia.	----	----	----	----	----
10/4 vs. at LAC	----	----	----	----	----
10/10 vs. Chi.	----	----	----	----	----
10/17 at Den.	4	34-24, LV	B. McManus	E. Saubert	DEN 44
10/24 vs. Phi.	----	----	----	----	----
11/7 at NYG	----	----	----	----	----
11/14 vs. KC	----	----	----	----	----
11/21 vs. Cin.	----	----	----	----	----
11/25 at Dal.	----	----	----	----	----
12/5 vs. Was.	----	----	----	----	----
12/12 at KC	----	----	----	----	----
TBD at Cle.	----	----	----	----	----
12/26 vs. Den.	----	----	----	----	----
1/2 at Ind.	----	----	----	----	----
1/9 vs. LAC	----	----	----	----	----

RAIDERS

DATE	OPPONENT	QUARTER	SCORE	TYPE	BLOCKED BY	RECOVERED BY
09/13	Baltimore	--	--	--	--	--
09/19	at Pittsburgh	--	--	--	--	--
09/26	Miami	--	--	--	--	--
10/04	at L.A. Chargers	--	--	--	--	--
10/10	Chicago	--	--	--	--	--
10/17	at Denver	--	--	--	--	--
10/24	Philadelphia	--	--	--	--	--
11/07	at N.Y. Giants	--	--	--	--	--
11/14	Kansas City	--	--	--	--	--
11/21	Cincinnati	--	--	--	--	--
11/25	at Dallas	--	--	--	--	--
12/05	Washington	--	--	--	--	--
12/12	at Kansas City	--	--	--	--	--
12/19	at Cleveland	--	--	--	--	--
12/26	Denver	--	--	--	--	--
01/02	at Indianapolis	--	--	--	--	--
01/09	L.A. Chargers	--	--	--	--	--

OPPONENTS

DATE	OPPONENT	QUARTER	SCORE	TYPE	BLOCKED BY	RECOVERED BY
09/13	Baltimore	--	--	--	--	--
09/19	at Pittsburgh	--	--	--	--	--
09/26	Miami	--	--	--	--	--
10/04	at L.A. Chargers	--	--	--	--	--
10/10	Chicago	--	--	--	--	--
10/17	at Denver	--	--	--	--	--
10/24	Philadelphia	--	--	--	--	--
11/07	at N.Y. Giants	--	--	--	--	--
11/14	Kansas City	--	--	--	--	--
11/21	Cincinnati	--	--	--	--	--
11/25	at Dallas	--	--	--	--	--
12/05	Washington	--	--	--	--	--
12/12	at Kansas City	--	--	--	--	--
12/19	at Cleveland	--	--	--	--	--
12/26	Denver	--	--	--	--	--
01/02	at Indianapolis	--	--	--	--	--
01/09	L.A. Chargers	--	--	--	--	--

TWO-POINT CONVERSIONS

RAIDERS

DATE	OPPONENT	QUARTER	SCORE BEFORE TRY	RESULT	PLAY
09/13	Baltimore	--	--	--	--
09/19	at Pittsburgh	--	--	--	--
09/26	Miami	--	--	--	--
10/04	at L.A. Chargers	--	--	--	--
10/10	Chicago	4	14-9, CHI	Failed	Derek Carr
		TWO-POINT CONVERSION ATTEMPT. D.Carr is sacked. ATTEMPT FAILS.			
10/17	at Denver	--	--	--	--
10/24	Philadelphia	--	--	--	--
11/07	at N.Y. Giants	--	--	--	--
11/14	Kansas City	--	--	--	--
11/21	Cincinnati	--	--	--	--
11/25	at Dallas	--	--	--	--
12/05	Washington	--	--	--	--
12/12	at Kansas City	--	--	--	--
12/19	at Cleveland	--	--	--	--
12/26	Denver	--	--	--	--
01/02	at Indianapolis	--	--	--	--
01/09	L.A. Chargers	--	--	--	--

OPPONENTS

DATE	OPPONENT	QUARTER	SCORE BEFORE TRY	RESULT	PLAY
09/13	Baltimore	--	--	--	--
09/19	at Pittsburgh	--	--	--	--
09/26	Miami	4	25-25, LV	Converted	Jacoby Brissett pass to William Fuller V
		TWO-POINT CONVERSION ATTEMPT. J.Brissett pass to W.Fuller is complete. ATTEMPT SUCCEEDS.			
10/04	at L.A. Chargers	--	--	--	--
10/10	Chicago	--	--	--	--
10/17	at Denver	--	--	--	--
10/24	Philadelphia	--	--	--	--
11/07	at N.Y. Giants	--	--	--	--
11/14	Kansas City	--	--	--	--
11/21	Cincinnati	--	--	--	--
11/25	at Dallas	--	--	--	--
12/05	Washington	--	--	--	--
12/12	at Kansas City	--	--	--	--
12/19	at Cleveland	--	--	--	--
12/26	Denver	--	--	--	--
01/02	at Indianapolis	--	--	--	--
01/09	L.A. Chargers	--	--	--	--

RAIDERS

DATE	OPPONENT	FIRST QUARTER	SECOND QUARTER	FIRST HALF	THIRD QUARTER	FOURTH QUARTER	SECOND HALF	OVERTIME	TOTAL
09/13	Baltimore	0	10	10	0	17	17	6	33
09/19	at Pittsburgh	3	6	9	7	10	17	--	26
09/26	Miami	2	10	12	7	6	13	6	31
10/04	at L.A. Chargers	0	0	0	14	0	14	--	14
10/10	Chicago	3	0	3	0	6	6	--	9
10/17	at Denver	10	7	17	14	3	17	--	34
12/31	at	--	--	0	--	--	0	--	--
12/31	at	--	--	0	--	--	0	--	--
12/31	at	--	--	0	--	--	0	--	--
12/31	at	--	--	0	--	--	0	--	--
12/31	at	--	--	0	--	--	0	--	--
12/31	at	--	--	0	--	--	0	--	--
12/31	at	--	--	0	--	--	0	--	--
12/31	at	--	--	0	--	--	0	--	--
12/31	at	--	--	0	--	--	0	--	--
12/31	at	--	--	0	--	--	0	--	--
12/31	at	--	--	0	--	--	0	--	--
10/24	Philadelphia	--	--	--	--	--	--	--	--
11/07	at N.Y. Giants	--	--	--	--	--	--	--	--
11/14	Kansas City	--	--	--	--	--	--	--	--
11/21	Cincinnati	--	--	--	--	--	--	--	--
11/25	at Dallas	--	--	--	--	--	--	--	--
12/05	Washington	--	--	--	--	--	--	--	--
12/12	at Kansas City	--	--	--	--	--	--	--	--
12/19	at Cleveland	--	--	--	--	--	--	--	--
12/26	Denver	--	--	--	--	--	--	--	--
01/02	at Indianapolis	--	--	--	--	--	--	--	--
01/09	L.A. Chargers	--	--	--	--	--	--	--	--
TOTALS		18	33	51	42	42	84	12	147

OPPONENTS

DATE	OPPONENT	FIRST QUARTER	SECOND QUARTER	FIRST HALF	THIRD QUARTER	FOURTH QUARTER	SECOND HALF	OVERTIME	TOTAL
09/13	Baltimore	7	7	14	3	10	13	0	27
09/19	at Pittsburgh	0	7	7	0	10	10	--	17
09/26	Miami	14	0	14	0	11	11	3	28
10/04	at L.A. Chargers	7	14	21	0	7	7	--	28
10/10	Chicago	0	14	14	0	6	6	--	20
10/17	at Denver	7	0	7	3	14	17	--	24
12/31	at	--	--	0	--	--	0	--	--
12/31	at	--	--	0	--	--	0	--	--
12/31	at	--	--	0	--	--	0	--	--
12/31	at	--	--	0	--	--	0	--	--
12/31	at	--	--	0	--	--	0	--	--
12/31	at	--	--	0	--	--	0	--	--
12/31	at	--	--	0	--	--	0	--	--
12/31	at	--	--	0	--	--	0	--	--
12/31	at	--	--	0	--	--	0	--	--
12/31	at	--	--	0	--	--	0	--	--
12/31	at	--	--	0	--	--	0	--	--
10/24	Philadelphia	--	--	--	--	--	--	--	--
11/07	at N.Y. Giants	--	--	--	--	--	--	--	--
11/14	Kansas City	--	--	--	--	--	--	--	--
11/21	Cincinnati	--	--	--	--	--	--	--	--
11/25	at Dallas	--	--	--	--	--	--	--	--
12/05	Washington	--	--	--	--	--	--	--	--
12/12	at Kansas City	--	--	--	--	--	--	--	--
12/19	at Cleveland	--	--	--	--	--	--	--	--
12/26	Denver	--	--	--	--	--	--	--	--

SCORING BREAKDOWN									
01/02	at Indianapolis	--	--	--	--	--	--	--	--
01/09	L.A. Chargers	--	--	--	--	--	--	--	--
TOTALS		35	42	77	6	58	64	3	144

DATE	OPPONENT	OFFENSE	DEFENSE
09/13	Baltimore	TD - Run TD - Pass Interception	TD - Run
09/19	at Pittsburgh	Field Goal - 41 yards TD - Pass	TD - Run
09/26	Miami	TD - Pass TD - Run Field Goal - 22 yards	TD - Run
10/04	at L.A. Chargers	TD - Pass	TD - Pass
10/10	Chicago	Field Goal - 31 yards TD - Run	TD - Pass TD - Run
10/17	at Denver	TD - Run	TD - Pass
10/24	Philadelphia	--	--
11/07	at N.Y. Giants	--	--
11/14	Kansas City	--	--
11/21	Cincinnati	--	--
11/25	at Dallas	--	--
12/05	Washington	--	--
12/12	at Kansas City	--	--
12/19	at Cleveland	--	--
12/26	Denver	--	--
01/02	at Indianapolis	--	--
01/09	L.A. Chargers	--	--

OFFENSE DEFENSE

Goal-To-Go Situations	12	7
Scores	11	7
Touchdowns	8	7
Field Goals	3	0
Total Points	63	50
Fumbles	0	0
Interceptions	1	0
Missed Field Goals	0	0
Lost on Downs	0	0
End of Half/Game	0	0
Goal-to-Go Percentage	66.7	100.0

RAIDERS 2021 REGULAR SEASON GOAL-TO-GO

RAIDERS																		
Date	Opponent	Pos	TD	PAT	2-Pt.	Miss PAT	FG	FGA	Blk/MFG	INT	Fum	Dwns	Drive Ends			TD%	Score Pct.	Pts/Poss
09/13	Baltimore	3	2	2	0	0	0	0	0	1	0	0	0	0	14	66.7	66.7	4.7
09/19	at Pittsburgh	2	1	1	0	0	1	1	0	0	0	0	0	0	10	50.0	100.0	5.0
09/26	Miami	3	2	1	0	1	1	1	0	0	0	0	0	0	16	66.7	100.0	5.3
10/04	at L.A. Chargers	1	1	1	0	0	0	0	0	0	0	0	0	0	7	100.0	100.0	7.0
10/10	Chicago	2	1	0	0	0	1	1	0	0	0	0	0	0	9	50.0	100.0	4.5
10/17	at Denver	1	1	1	0	0	0	0	0	0	0	0	0	0	7	100.0	100.0	7.0
10/24	Philadelphia	--	--	--	--	--	--	--	--	--	--	--	--	--	--	--	--	--
11/07	at N.Y. Giants	--	--	--	--	--	--	--	--	--	--	--	--	--	--	--	--	--
11/14	Kansas City	--	--	--	--	--	--	--	--	--	--	--	--	--	--	--	--	--
11/21	Cincinnati	--	--	--	--	--	--	--	--	--	--	--	--	--	--	--	--	--
11/25	at Dallas	--	--	--	--	--	--	--	--	--	--	--	--	--	--	--	--	--
12/05	Washington	--	--	--	--	--	--	--	--	--	--	--	--	--	--	--	--	--
12/12	at Kansas City	--	--	--	--	--	--	--	--	--	--	--	--	--	--	--	--	--
12/19	at Cleveland	--	--	--	--	--	--	--	--	--	--	--	--	--	--	--	--	--
12/26	Denver	--	--	--	--	--	--	--	--	--	--	--	--	--	--	--	--	--
01/02	at Indianapolis	--	--	--	--	--	--	--	--	--	--	--	--	--	--	--	--	--
01/09	L.A. Chargers	--	--	--	--	--	--	--	--	--	--	--	--	--	--	--	--	--
TOTALS		12	8	6	0	1	3	3	0	1	0	0	0	0	63	66.7	91.7	5.3

OPPONENT 2021 REGULAR SEASON GOAL-TO-GO

OPPONENT																		
Date	Opponent	Pos	TD	PAT	2-Pt.	Miss PAT	FG	FGA	Blk/MFG	INT	Fum	Dwns	Drive Ends			TD%	Score Pct.	Pts/Poss
09/13	Baltimore	1	1	1	0	0	0	0	0	0	0	0	0	0	7	100.0	100.0	7.0
09/19	at Pittsburgh	1	1	1	0	0	0	0	0	0	0	0	0	0	7	100.0	100.0	7.0
09/26	Miami	1	1	0	1	0	0	0	0	0	0	0	0	0	8	100.0	100.0	8.0
10/04	at L.A. Chargers	1	1	1	0	0	0	0	0	0	0	0	0	0	7	100.0	100.0	7.0
10/10	Chicago	2	2	2	0	0	0	0	0	0	0	0	0	0	14	100.0	100.0	7.0
10/17	at Denver	1	1	1	0	0	0	0	0	0	0	0	0	0	7	100.0	100.0	7.0
10/24	Philadelphia	--	--	--	--	--	--	--	--	--	--	--	--	--	--	--	--	--
11/07	at N.Y. Giants	--	--	--	--	--	--	--	--	--	--	--	--	--	--	--	--	--
11/14	Kansas City	--	--	--	--	--	--	--	--	--	--	--	--	--	--	--	--	--
11/21	Cincinnati	--	--	--	--	--	--	--	--	--	--	--	--	--	--	--	--	--
11/25	at Dallas	--	--	--	--	--	--	--	--	--	--	--	--	--	--	--	--	--
12/05	Washington	--	--	--	--	--	--	--	--	--	--	--	--	--	--	--	--	--
12/12	at Kansas City	--	--	--	--	--	--	--	--	--	--	--	--	--	--	--	--	--
12/19	at Cleveland	--	--	--	--	--	--	--	--	--	--	--	--	--	--	--	--	--
12/26	Denver	--	--	--	--	--	--	--	--	--	--	--	--	--	--	--	--	--
01/02	at Indianapolis	--	--	--	--	--	--	--	--	--	--	--	--	--	--	--	--	--
01/09	L.A. Chargers	--	--	--	--	--	--	--	--	--	--	--	--	--	--	--	--	--
TOTALS		7	7	6	1	0	0	0	0	0	0	0	0	0	50	100.0	100.0	7.1

RAIDERS

<u>Date/Opp.</u>	<u>Quarter</u>	<u>Score</u>	<u>Initial Ruling</u>	<u>Final Ruling</u>
10/17 at Den.	4	34-17, LV	T. Bridgewater pass to C. Sutton to LV 36 for 18 yards (runner down by contact)	Upheld

OPPONENTS

<u>Date/Opp.</u>	<u>Quarter</u>	<u>Score</u>	<u>Initial Ruling</u>	<u>Final Ruling</u>
10/9 vs. Chi.	4	14-3, Chi.	N. Peterman up the middle to CHI 31 for 1 yard and first down	Upheld
10/17 at Den.	3	24-7, LV	T. Bridgewater pass incomplete to N. Fant	Upheld
10/17 at Den.	3	24-10, LV	D. Carr pass complete to H. Ruggs to DEN 4 for 40 yards	Upheld

REPLAY OFFICIAL

<u>Date/Opp.</u>	<u>Quarter</u>	<u>Score</u>	<u>Initial Ruling</u>	<u>Final Ruling</u>
9/13 vs. Bal.	OT	27-27	D. Carr pass to B. Edwards for 33 yard TD	Reversed
10/17 at Den.	4	31-10, LV	T. Bridgewater pass for K. Hinton INTERCEPTED by N. Hobbs at LV 13	Reversed

RAIDERS 2021 REGULAR SEASON RECORD WHEN...

2021 SEASON		2021 SEASON	
CATEGORY	W-L	CATEGORY	W-L
RAIDERS AT ALLEGIANT STADIUM	2-1	IN SEPTEMBER	3-0
RAIDERS ON THE ROAD	2-1	IN OCTOBER	1-2
RAIDERS ON GRASS	4-1	IN NOVEMBER	0-0
RAIDERS ON ARTIFICIAL TURF	0-1	IN DECEMBER	0-0
RAIDERS IN DOMES	1-0	IN JANUARY	0-0
RAIDERS IN RETRACTABLE ROOF STADIUMS	0-0		
RAIDERS OUTDOORS	0-0	ON SUNDAY NIGHT	0-0
RAIDERS INDOORS	1-0	ON THURSDAY NIGHT	0-0
ALLEGIANT STADIUM ROOF OPEN	0-0	ON MONDAY NIGHT	0-0
ALLEGIANT STADIUM ROOF CLOSED	0-0	ON SATURDAY	0-0
RAIDERS SCORE FIRST	3-1	DAY GAMES	4-2
OPPONENT SCORES FIRST	1-1	KICKOFF AT 12:00 PDT	0-0
RAIDERS SCORE ON FIRST POSSESSION	1-0	KICKOFF AT 3:00/3:05/3:15/3:35 PDT	0-0
RAIDERS SCORE 20 OR MORE POINTS	4-0	NIGHT GAMES	0-0
RAIDERS SCORE 19 OR LESS POINTS	0-2		
RAIDERS ALLOW 20 OR MORE	3-2	VS. AFC WEST OVERALL	1-1
RAIDERS ALLOW 19 OR LESS POINTS	1-0	VS. AFC WEST AT HOME	0-0
		VS. AFC WEST ON THE ROAD	1-1
RAIDERS LEAD AFTER 1ST QUARTER	2-1	VS. AFC	4-1
RAIDERS TRAIL AFTER 1ST QUARTER	2-1	VS. AFC EAST	1-0
SCORE TIED AFTER 1ST QUARTER	0-0	VS. AFC SOUTH	0-0
RAIDERS LEAD AT HALFTIME	2-0	VS. AFC NORTH	2-0
RAIDERS TRAIL AT HALFTIME	2-2		
SCORE TIED AT HALFTIME	0-0		
RAIDERS LEAD AFTER 3RD QUARTER	3-0	VS. NFC	0-1
RAIDERS TRAIL AFTER 3RD QUARTER	1-2	VS. NFC EAST	0-0
SCORE TIED AFTER 3RD QUARTER	0-0	VS. NFC SOUTH	0-0
GAME GOES TO OVERTIME	2-0	VS. NFC NORTH	0-1
		VS. NFC WEST	0-0
RAIDERS HAVE + TURNOVER RATIO	3-0		
RAIDERS HAVE - TURNOVER RATIO	1-2		
TURNOVER RATIO EVEN	0-0		
RAIDERS HAVE 30:00+TOP	3-0		
RAIDERS HAVE LESS THAN 30:00 TOP	1-2		
RAIDERS HAVE 100-YARD RUSHER	1-0		
RAIDERS HAVE 300 NET PASSING YARDS	4-0		
RAIDERS HAVE 1 100-YARD RECEIVER	2-0		
RAIDERS HAVE 2 100-YARD RECEIVERS	0-0		
RAIDERS WIN COIN TOSS	1-2		
RAIDERS LOSE COIN TOSS	3-0		

BY RAIDERS

BY OPPONENT

PASSING

Derek Carr @ Denver, 10/17/21	100-POINT PASSER RATING	Andy Dalton vs. Chicago, 10/10/21
513 yards, Derek Carr @ Tampa Bay, 10/30/16	500 YARDS PASSING	504 yards, Elvis Grbac vs. Kansas City, 11/05/00
43 att., Derek Carr vs. Miami, 09/26/21	40+ PASS ATTEMPTS	49 att., Teddy Bridgewater @ Denver, 10/17/21
435 yards, Derek Carr vs. Baltimore, 09/13/21	400 YARDS PASSING	406 yards, Matthew Stafford vs. Detroit, 11/03/19
341 yards, Derek Carr @ Denver, 10/17/21	300 YARDS PASSING	334 yards, Teddy Bridgewater @ Denver, 10/17/21
6 tds, Daryle Lamonica vs. Buffalo, 10/19/69	SIX TOUCHDOWN PASSES	6 tds, Dan Fout vs. San Diego, 11/22/81
* Never Has Happened *	SEVEN TOUCHDOWN PASSES	7 tds, Nick Foles: (2, 17, 63, 15, 25, 46, 5) vs. Philadelphia, 11/03/13
5 tds, Kerry Collins: (18, 32, 18, 45, 3) vs. Tennessee, 12/19/04	FIVE TOUCHDOWN PASSES	5 tds, Aaron Rodgers: (21, 2, 37, 3, 74) @ Green Bay, 10/20/19
4 tds, Derek Carr: (8, 7, 19, 7) vs. Cleveland, 09/30/18	FOUR TOUCHDOWN PASSES	4 tds, Tom Brady: (5, 33, 4, 1) vs. Tampa Bay, 10/25/20
3 tds, Derek Carr: (9, 38, 46) @ N.Y. Jets, 12/06/20	THREE TOUCHDOWN PASSES	3 tds, Teddy Bridgewater: (23, 12, 4) @ Denver, 10/17/21
26 comp, Derek Carr vs. Miami, 09/26/21	25+ Completions	35 comp, Teddy Bridgewater @ Denver, 10/17/21
34 comp, Derek Carr vs. Baltimore, 09/13/21	30+ Completions	35 comp, Teddy Bridgewater @ Denver, 10/17/21
34 comp, Derek Carr vs. Baltimore, 09/13/21	30-39 PASSING COMPLETIONS	35 comp, Teddy Bridgewater @ Denver, 10/17/21
40 comp, Derek Carr @ Tampa Bay, 10/30/16	40+ PASSING COMPLETIONS	40 comp, Billy Volek vs. Tennessee, 12/19/04
51 yards, Derek Carr: (10:08) (Shotgun) 4-D.Carr pass deep left to 89-B.Edwards pushed ob at DEN 19 for 51 yards (31-J.Simmons). @ Denver, 10/17/21	PASS PLAY OF 50-OR-MORE YARDS	52 yards, Ben Roethlisberger: (12:14) (Shotgun) 7-B.Roethlisberger pass deep left to 11-C.Claypool to LV 25 for 52 yards (24-J.Abram). @ Pittsburgh, 09/19/21
85 yards, Derek Carr: (3:56) (Shotgun) 4-D.Carr pass deep right to 15-N.Agholor for 85 yards, TOUCHDOWN. vs. Miami, 12/26/20	PASS PLAY OF 80-OR-MORE YARDS	92 yards, Drew Lock: (6:43) (Shotgun) 3-D.Lock pass deep middle to 10-J.Jeudy for 92 yards, TOUCHDOWN. @ Denver, 01/03/21
7 ints, Ken Stabler vs. Denver, 10/16/77	SEVEN+ INTERCEPTIONS THROWN	* Never Has Happened *
6 ints, Donald Hollas vs. Miami, 12/06/98	SIX INTERCEPTIONS THROWN	* Never Has Happened *
5 ints, Jim Plunkett vs. Kansas City, 10/05/80	FIVE INTERCEPTIONS THROWN	5 ints, Steve Pelluer @ Dallas, 11/09/86
4 ints, Matthew McGloin vs. Kansas City, 12/15/13	FOUR INTERCEPTIONS THROWN	4 ints, Drew Lock vs. Denver, 11/15/20
3 ints, Derek Carr vs. L.A. Rams, 09/10/18	THREE INTERCEPTIONS THROWN	3 ints, Teddy Bridgewater @ Denver, 10/17/21
2 ints, Derek Carr @ Denver, 01/03/21	TWO INTERCEPTIONS THROWN	3 ints, Teddy Bridgewater @ Denver, 10/17/21

RUSHING

227 yards, Napoleon Kaufman vs. Denver, 10/19/97	200 YARDS RUSHING	203 yards, Adrian Peterson vs. Minnesota, 11/15/15
150 yards, Rashad Jennings @ Houston, 11/17/13	150-199 YARDS RUSHING	150 yards, Jonathan Taylor vs. Indianapolis, 12/13/20
111 yards, Peyton Barber vs. Miami, 09/26/21	100 YARDS RUSHING	117 yards, Austin Ekeler @ L.A. Chargers, 10/04/21
111 yards, Peyton Barber vs. Miami, 09/26/21	100-149 YARDS RUSHING	117 yards, Austin Ekeler @ L.A. Chargers, 10/04/21
* Never Has Happened *	FOUR TOUCHDOWNS RUSHING	4 tds, Doug Martin: (45, 67, 70, 1) vs. Tampa Bay, 11/04/12
3 tds, Josh Jacobs: (1, 7, 6) @ Carolina, 09/13/20	THREE TOUCHDOWNS RUSHING	3 tds, C.J. Anderson: (11, 1, 25) @ Denver, 12/28/14
2 tds, Josh Jacobs: (2, 15) vs. Baltimore, 09/13/21	TWO TOUCHDOWNS RUSHING	2 tds, Jonathan Taylor: (62, 3) vs. Indianapolis, 12/13/20
Josh Jacobs: (11, 5)/Devontae Booker: (7, 23) vs. Denver, 11/15/20	TWO PLAYERS WITH TWO TD RUSHING	* Never Has Happened *
150 yards, Rashad Jennings @ Houston, 11/17/13	150 YARDS RUSHING	150 yards, Jonathan Taylor vs. Indianapolis, 12/13/20
31 att., Josh Jacobs @ Cleveland, 11/01/20	30+ RUSHING ATTEMPTS	30 att., Andre Brown @ N.Y. Giants, 11/10/13
53 yards, Josh Jacobs @ Denver, 10/17/21	50-74 YARD RUSHING	53 yards/50 yards, Javonte Williams/Melvin Gordon III @ Denver, 10/17/21
111 yards, Peyton Barber vs. Miami, 09/26/21	75+ YARD RUSHING	75 yards, Khalil Herbert vs. Chicago, 10/10/21
31 att., Josh Jacobs @ Cleveland, 11/01/20	30-39 RUSHING ATTEMPTS	30 att., Andre Brown @ N.Y. Giants, 11/10/13
41 att., L.A. Chargers 30, Las Vegas 27 vs. L.A. Chargers, 12/17/20	40-49 RUSHING ATTEMPTS (TEAM)	41 att., Cincinnati 30, Las Vegas 16 @ Cincinnati, 12/16/18
52 att., Las Vegas 28, L.A. Chargers 13 @ San Diego, 12/05/10	50+ RUSHING ATTEMPTS (TEAM)	54 att., N.Y. Jets 38, Las Vegas 0 vs. N.Y. Jets, 10/25/09
328 yards, Las Vegas 59, Denver 14 @ Denver, 10/24/10	300 YARDS RUSHING (TEAM)	316 yards, N.Y. Jets 38, Las Vegas 0 vs. N.Y. Jets, 10/25/09
203 yards, Las Vegas 37, Denver 12 vs. Denver, 11/15/20	200 YARDS RUSHING (TEAM)	212 yards, Indianapolis 44, Las Vegas 27 vs. Indianapolis, 12/13/20
203 yards, Las Vegas 37, Denver 12 vs. Denver, 11/15/20	200-299 YARDS RUSHING (TEAM)	212 yards, Indianapolis 44, Las Vegas 27 vs. Indianapolis, 12/13/20
203 yards, Las Vegas 37, Denver 12 vs. Denver, 11/15/20	200+ YARDS RUSHING (TEAM)	212 yards, Indianapolis 44, Las Vegas 27 vs. Indianapolis, 12/13/20
328 yards, Las Vegas 59, Denver 14 @ Denver, 10/24/10	300+ YARDS RUSHING (TEAM)	316 yards, N.Y. Jets 38, Las Vegas 0 vs. N.Y. Jets, 10/25/09
60 yards, Trevor Davis: (8:13) 11-T.Davis left end for 60 yards, TOUCHDOWN. @ Indianapolis, 09/29/19	RUN OF 50-74 YARDS	62 yards, Jonathan Taylor: (7:36) (Shotgun) 28-J.Taylor right tackle for 62 yards, TOUCHDOWN. vs. Indianapolis, 12/13/20

THE LAST TIME

75 yards, Jalen Richard: (8:38) 30-J.Richard left guard for 75 yards, TOUCHDOWN. @ New Orleans, 09/11/16	RUN OF 75+ YARDS	80 yards, Adrian Peterson: (2:03) 28-A.Peterson right guard for 80 yards, TOUCHDOWN. vs. Minnesota, 11/15/15
75 yards, Jalen Richard: (8:38) 30-J.Richard left guard for 75 yards, TOUCHDOWN. @ New Orleans, 09/11/16	RUN OF 70+ YARDS	80 yards, Adrian Peterson: (2:03) 28-A.Peterson right guard for 80 yards, TOUCHDOWN. vs. Minnesota, 11/15/15
60 yards, Trevor Davis: (8:13) 11-T.Davis left end for 60 yards, TOUCHDOWN. @ Indianapolis, 09/29/19	RUN OF 60-69 YARDS	62 yards, Jonathan Taylor: (7:36) (Shotgun) 28-J.Taylor right tackle for 62 yards, TOUCHDOWN. vs. Indianapolis, 12/13/20
51 yards, Josh Jacobs: (11:58) 28-J.Jacobs right tackle to KC 30 for 51 yards (35-C.Ward). vs. Kansas City, 09/15/19	RUN OF 50-59 YARDS	53 yards, David Johnson: (7:03) 31-D.Johnson up the middle pushed ob at OAK 17 for 53 yards (42-K.Joseph). @ Arizona, 11/18/18

RECEIVING

155 yards/112 yards, Nelson Agholor/Darren Waller vs. Miami, 12/26/20	TWO 100-YARD RECEIVERS	127 yards/102 yards, Travis Kelce/Tyreek Hill vs. Kansas City, 11/22/20
200 yards, Darren Waller @ N.Y. Jets, 12/06/20	200 YARDS RECEIVING	284 yards, Antonio Brown @ Pittsburgh, 11/08/15
113 yards, Henry Ruggs III @ Pittsburgh, 09/19/21	100 YARDS RECEIVING	105 yards, Diontae Johnson @ Pittsburgh, 09/19/21
4 tds, Art Powell vs. Houston, 12/22/63	FOUR TOUCHDOWN RECEPTIONS	4 tds, Jamaal Charles: (49, 39, 16, 71) vs. Kansas City, 12/15/13
* Never Has Happened *	FIVE TOUCHDOWN RECEPTIONS	5 tds, Kellen Winslow vs. San Diego, 11/22/81
3 tds, Michael Crabtree: (2, 26, 1) vs. N.Y. Jets, 09/17/17	THREE TOUCHDOWN RECEPTIONS	4 tds, Jamaal Charles: (49, 39, 16, 71) vs. Kansas City, 12/15/13
2 tds, Darren Waller: (9, 38) @ N.Y. Jets, 12/06/20	TWO TOUCHDOWN RECEPTIONS	2 tds, Myles Gaskin: (10, 59) vs. Miami, 12/26/20
Rickey Dudley/Jeremy Bringham vs. Carolina, 12/24/00	TWO PLAYERS WITH TWO TD RECEPTIONS	Emmanuel Sanders: (32, 15)/Julius Thomas: (10, 32) vs. Denver, 11/09/14
155 yards, Nelson Agholor vs. Miami, 12/26/20	150 YARDS RECEIVING	153 yards, A.J. Brown vs. Tennessee, 12/08/19
10 , Darren Waller vs. Baltimore, 09/13/21	10 OR MORE RECEPTIONS	12 /10 , Jaylen Waddle/Mike Gesicki vs. Miami, 09/26/21
113 yards, Henry Ruggs III @ Pittsburgh, 09/19/21	100-149 YARDS RECEIVING	105 yards, Diontae Johnson @ Pittsburgh, 09/19/21
155 yards, Nelson Agholor vs. Miami, 12/26/20	150-199 YARDS RECEIVING	153 yards, A.J. Brown vs. Tennessee, 12/08/19
200 yards, Darren Waller @ N.Y. Jets, 12/06/20	200-299 YARDS RECEIVING	284 yards, Antonio Brown @ Pittsburgh, 11/08/15
85 yards, Nelson Agholor: (3:56) (Shotgun) 4-D.Carr pass deep right to 15-N.Agholor for 85 yards, TOUCHDOWN. vs. Miami, 12/26/20	70-YARD RECEPTION	92 yards, Jerry Jeudy: (6:43) (Shotgun) 3-D.Lock pass deep middle to 10-J.Jeudy for 92 yards, TOUCHDOWN. @ Denver, 01/03/21
61 yards, Henry Ruggs III: (9:44) (Shotgun) 4-D.Carr pass deep middle to 11-H.Ruggs for 61 yards, TOUCHDOWN. @ Pittsburgh, 09/19/21	60-YARD RECEPTION	67 yards, Tyreek Hill: (12:51) (Shotgun) 15-P.Mahomes pass deep left to 10-T.Hill for 67 yards, TOUCHDOWN. @ Kansas City, 12/30/18
51 yards, Bryan Edwards: (10:08) (Shotgun) 4-D.Carr pass deep left to 89-B.Edwards pushed ob at DEN 19 for 51 yards (31-J.Simmons). @ Denver, 10/17/21	50-YARD RECEPTION	52 yards, Chase Claypool: (12:14) (Shotgun) 7-B.Roethlisberger pass deep left to 11-C.Claypool to LV 25 for 52 yards (24-J.Abram). @ Pittsburgh, 09/19/21

COMBINED YARDS

111 yards/386 yards, Peyton Barber/Derek Carr vs. Miami, 09/26/21	100-YARD RUSHER AND 300-YARD PASSER	103 yards/391 yards, Derrick Henry/Ryan Tannehill vs. Tennessee, 12/08/19
113 yards/382 yards, Henry Ruggs III/Derek Carr @ Pittsburgh, 09/19/21	100-YARD RECEIVER AND 300-YARD PASSER	140 yards/339 yards, Jerry Jeudy/Drew Lock @ Denver, 01/03/21
104 yards/100 yards, Josh Jacobs/Darren Waller @ Kansas City, 12/01/19	100-YARD RUSHER AND 100-YARD RECEIVER	103 yards/153 yards, Derrick Henry/A.J. Brown vs. Tennessee, 12/08/19
130 yards/437 yards/128 yards, Marshawn Lynch/Derek Carr Amari Cooper vs. Cleveland, 09/30/18	100-YARD RUSHER, 300-YARD PASSER, 100-YARD RECEIVER	103 yards/391 yards/153 yards, Derrick Henry/Ryan Tannehill A.J. Brown vs. Tennessee, 12/08/19
130 yards/128/110 yards, Marshawn Lynch/Amari Cooper/Jared Cook vs. Cleveland, 09/30/18	100-YARD RUSHER/TWO 100-YARD RECEIVERS	117 yards/118/101 yards, Rudi Johnson/T.J. Houshmandzadeh/Chad Johnson @ Cincinnati, 12/10/06
155/112 yards/336 yards, Nelson Agholor/Darren Waller/Derek Carr vs. Miami, 12/26/20	TWO 100-YARD RECEIVERS/300-YARD PASSER	127/102 yards/348 yards, Travis Kelce/Tyreek Hill/Patrick Mahomes vs. Kansas City, 11/22/20

DEFENSE

56 yards, Erik Harris: (6:14) (Shotgun) 17-P.Rivers pass short middle intended for 86-H.Henry INTERCEPTED by 25-E.Harris [98-M.Crosby] at OAK 44. 25-E.Harris for 56 yards, TOUCHDOWN. vs. L.A. Chargers, 11/07/19	INTERCEPTED PASS RETURNED FOR A TOUCHDOWN	85 yards, Elandon Roberts: (6:49) (Shotgun) 4-D.Carr pass short right intended for 87-F.Moreau INTERCEPTED by 52-E.Roberts [21-E.Rowe] at MIA 15. 52-E.Roberts for 85 yards, TOUCHDOWN. vs. Miami, 09/26/21
18 yards, Keith McGill: (3:51) 18-P.Manning up the middle to DEN 23 for no gain (91-J.Tuck). FUMBLES (91-J.Tuck), RECOVERED by OAK-39-K.McGill at DEN 18. 39-K.McGill for 18 yards, TOUCHDOWN. The Replay Official challenged the backward pass ruling, and the play was Upheld. The ruling on the field stands. @ Denver, 12/28/14	FUMBLE RETURNED FOR A TOUCHDOWN	47 yards, Jayon Brown: (13:25) (No Huddle, Shotgun) 4-D.Carr pass short left to 83-D.Waller to OAK 48 for 3 yards (23-T.Smith). FUMBLES (23-T.Smith), RECOVERED by TEN-55-J.Brown at OAK 47. 55-J.Brown for 47 yards, TOUCHDOWN. vs. Tennessee, 12/08/19
Casey Hayward Jr.: (:36) (Shotgun) 14-J.Brissett pass short left to 17-J.Waddle tackled in End Zone for -1 yards, SAFETY (29-C.Hayward). vs. Miami, 09/26/21	SAFETY SCORED	D.J. Alexander: (9:05) 7-M.King punt is BLOCKED by 57-D.Alexander, Center-47-T.Gafford, ball out of bounds in End Zone, SAFETY. @ Kansas City, 01/03/16
Las Vegas 15, Kansas City 0 vs. Kansas City, 12/16/12	SHUTOUT	L.A. Rams 52, Las Vegas 0 @ St. Louis, 11/30/14
5.0 sk, Khalil Mack @ Denver, 12/13/15	FIVE+ SACK GAME	6.0 sk, Derrick Thomas @ Kansas City, 09/06/98
4.0 sk, Maxx Crosby vs. Cincinnati, 11/17/19	FOUR SACK GAME	4.0 sk, Brian Orakpo vs. Washington, 12/13/09

3.0 sk, Maxx Crosby @ Denver, 10/17/21	THREE SACK GAME	3.0 sk, Devin White vs. Tampa Bay, 10/25/20
3.0 sk, Maxx Crosby @ Denver, 10/17/21	TWO SACK GAME	2.0 sk, Brandon Jones vs. Miami, 09/26/21
William Thomas/Eric Allen vs. N.Y. Jets, 12/10/00	TWO INTERCEPTIONS BY TEAMMATES	* Never Has Happened *
73 yards, Kamerion Wimbley vs. Chicago, 11/27/11	70+ YARD INTERCEPTION RETURN	85t yards, Elandon Roberts vs. Miami, 09/26/21
3 int, Rod Woodson vs. Tennessee, 09/29/02	THREE INTERCEPTION GAME	3 int, Walt Harris @ San Francisco, 10/08/06
2 ints, Jeff Heath vs. Denver, 11/15/20	TWO INTERCEPTIONS	2 ints, Xavien Howard @ Miami, 09/23/18
2 int, Jeff Heath vs. Denver, 11/15/20	TWO INTERCEPTION GAME	2 int, Xavien Howard @ Miami, 09/23/18
3 ints, Rod Woodson vs. Tennessee, 09/29/02	THREE INTERCEPTIONS	3 ints, Walt Harris @ San Francisco, 10/08/06
24 yards, Denver 16, Las Vegas 10 @ Denver, 10/01/17	LESS THAN 25 RUSHING YARDS	19 yards, Las Vegas 24, L.A. Chargers 17 @ L.A. Chargers, 12/22/19
48 yards, L.A. Chargers 28, Las Vegas 14 @ L.A. Chargers, 10/04/21	LESS THAN 50 RUSHING YARDS	39 yards, Las Vegas 26, Pittsburgh 17 @ Pittsburgh, 09/19/21
39 yards, Las Vegas 26, Pittsburgh 17 @ Pittsburgh, 09/19/21	LESS THAN 100 RUSHING YARDS	86 yards, Las Vegas 34, Denver 24 @ Denver, 10/17/21
42 yards, Denver 23, Las Vegas 3 vs. Denver, 09/27/09	LESS THAN 50 NET PASSING YARDS	26 yards, Tennessee 13, Las Vegas 9 @ Tennessee, 10/28/07
96 yards, Washington 27, Las Vegas 10 @ Washington, 09/24/17	LESS THAN 100 NET PASSING YARDS	73 yards, Las Vegas 17, Cincinnati 10 vs. Cincinnati, 11/17/19
109 yards, Chicago 20, Las Vegas 9 vs. Chicago, 10/10/21	LESS THAN 150 NET PASSING YARDS	100 yards, Las Vegas 16, Cleveland 6 @ Cleveland, 11/01/20
119 yards, Las Vegas 15, Kansas City 0 vs. Kansas City, 12/16/12	LESS THAN 150 YARDS NET OFFENSE	128 yards, Washington 27, Las Vegas 10 @ Washington, 09/24/17
119 yards, Las Vegas 15, Kansas City 0 vs. Kansas City, 12/16/12	LESS THAN 200 YARDS NET OFFENSE	185 yards, Seattle 27, Las Vegas 3 vs. Seattle, 10/14/18
252 yards, Chicago 20, Las Vegas 9 vs. Chicago, 10/10/21	LESS THAN 300 YARDS NET OFFENSE	259 yards, Chicago 20, Las Vegas 9 vs. Chicago, 10/10/21
4 to, Las Vegas 32, Denver 31 @ Denver, 01/03/21	FORCED FOUR TURNOVERS	4 to, Las Vegas 34, Denver 24 @ Denver, 10/17/21
5 to, Atlanta 43, Las Vegas 6 @ Atlanta, 11/29/20	FORCED FIVE+ TURNOVERS	5 to, Las Vegas 37, Denver 12 vs. Denver, 11/15/20
1 to, Chicago 20, Las Vegas 9 vs. Chicago, 10/10/21	AT LEAST ONE TURNOVER	4 to, Las Vegas 34, Denver 24 @ Denver, 10/17/21
4 to, Las Vegas 34, Denver 24 @ Denver, 10/17/21	FORCED THREE+ TURNOVERS	4 to, Las Vegas 32, Denver 31 @ Denver, 01/03/21

SPECIAL TEAMS

101 yards, Jacoby Ford: 4-P.Dawson kicks 66 yards from CLV 35 to OAK -1. 12-J.Ford for 101 yards, TOUCHDOWN. The Replay Assistant challenged the runner was in bounds ruling, and the play was Upheld. vs. Cleveland, 10/16/11	KICKOFF RETURNED FOR A TOUCHDOWN	93 yards, Cordarrelle Patterson: 11-S.Janikowski kicks 58 yards from OAK 35 to MIN 7. 84-C.Patterson for 93 yards, TOUCHDOWN. vs. Minnesota, 11/15/15
99 yards, Dwayne Harris: (10:35) 3-C.Wadman punts 65 yards to OAK 1, Center-42-C.Kreiter. 17-D.Harris for 99 yards, TOUCHDOWN. The Replay Official reviewed the kick touched ruling, and the play was Upheld. The ruling on the field stands. vs. Denver, 12/24/18	PUNT RETURNED FOR A TOUCHDOWN	70 yards, Cyrus Jones: (13:01) (Punt formation) 5-J.Townsend punts 52 yards to BLT 30, Center-47-T.Sieg. 27-C.Jones for 70 yards, TOUCHDOWN. @ Baltimore, 11/25/18
* Never Has Happened *	BLOCKED FIELD GOAL RETURNED FOR A TOUCHDOWN	72 yards, Ray Mickens: Cole Ford, kicker @ N.Y. Jets, 09/21/97
Denico Autry: (14:03) 9-J.Ryan punt is BLOCKED by 96-D.Autry, Center-49-C.Gresham, RECOVERED by OAK-12-B.Butler at SEA 0. TOUCHDOWN. @ Seattle, 11/02/14	BLOCKED PUNT RETURNED FOR A TOUCHDOWN	Antonio Allen: (4:00) 7-M.King punt is BLOCKED by 39-A.Allen, Center-59-J.Condo, RECOVERED by NYJ-39-A.Allen at OAK 0. TOUCHDOWN. @ N.Y. Jets, 12/08/13
50 yards, Daniel Carlson: (2:45) 2-D.Carlson 50 yard field goal is GOOD, Center-47-T.Sieg, Holder-6-A.Cole. @ Denver, 10/17/21	MADE FIELD GOAL OF 50 YARDS OR LONGER	50 yards, Jason Sanders: (2:54) 7-J.Sanders 50 yard field goal is GOOD, Center-44-B.Ferguson, Holder-5-M.Palardy. vs. Miami, 09/26/21
53 yards, Giorgio Tavecchio: (4:56) 2-G.Tavecchio 53 yard field goal is BLOCKED (21-E.Murray), Center-59-J.Condo, Holder-7-M.King. vs. Kansas City, 10/19/17	BLOCKED FIELD GOAL	63 yards, Brandon McManus: (:09) 8-B.McManus 63 yard field goal is BLOCKED (98-M.Crosby), Center-46-J.Bobenmoyer, Holder-6-S.Martin, RECOVERED by LV-99-A.Key at LV 43. @ Denver, 01/03/21
Marquette King: (9:05) 7-M.King punt is BLOCKED by 57-D.Alexander, Center-47-T.Gafford, ball out of bounds in End Zone, SAFETY. @ Kansas City, 01/03/16	BLOCKED PUNT	Jon Ryan: (14:03) 9-J.Ryan punt is BLOCKED by 96-D.Autry, Center-49-C.Gresham, RECOVERED by OAK-12-B.Butler at SEA 0. TOUCHDOWN. @ Seattle, 11/02/14
Las Vegas 30, Seattle 21 vs. Seattle, 12/05/99	NO PUNTS	Denver 37, Las Vegas 6 @ Denver, 09/30/12
Daniel Carlson: 2-D.Carlson extra point is No Good, Wide Right, Center-47-T.Sieg, Holder-6-A.Cole. vs. Miami, 09/26/21	MISSED POINT AFTER TOUCHDOWN ATTEMPT	Sergio Castillo: 6-S.Castillo extra point is No Good, Wide Right, Center-42-T.Hennessy, Holder-7-B.Mann. @ N.Y. Jets, 12/06/20
Harrison Butker [Arden Key blocked]: 7-H.Butker extra point is Blocked (99-A.Key), Center-41-J.Winchester, Holder-2-D.Colquitt. vs. Kansas City, 12/02/18	POINT AFTER TOUCHDOWN ATTEMPT BLOCKED	Daniel Carlson [Tanoh Kpassagnon blocked]: 8-D.Carlson extra point is Blocked (92-T.Kpassagnon), Center-47-T.Sieg, Holder-6-A.Cole. DEFENSIVE TWO-POINT ATTEMPT. 35-C.Ward recovered the blocked kick. ATTEMPT SUCCEEDS. @ Kansas City, 12/01/19
Erik Harris: 2-G.Tavecchio kicks onside 22 yards from OAK 35 to KC 43, impetus ends at OAK 49, out of bounds. Oakland challenged the runner was out of bounds ruling, and the play was REVERSED. 2-G.Tavecchio kicks onside 22 yards from OAK 35 to KC 43, impetus ends at OAK 49. RECOVERED by OAK-41-E.Harris. @ Kansas City, 12/10/17	SUCCESSFUL ONSIDE KICK	Eric Saubert: 8-B.McManus kicks onside 9 yards from DEN 35 to DEN 44. RECOVERED by DEN-82-E.Saubert. @ Denver, 10/17/21
5 fg, Sebastian Janikowski: (20, 50, 57, 30, 41) vs. Kansas City, 12/16/12	FIVE FIELD GOALS	5 fg, Younghoe Koo: (38, 39, 30, 29, 54) @ Atlanta, 11/29/20

THE LAST TIME		
6 fg, Sebastian Janikowski: (40, 47, 42, 19, 37, 44) vs. Chicago, 11/27/11	SIX FIELD GOALS	6 fg, Greg Davis: (30, 22, 38, 43, 33, 33) vs. San Diego, 10/05/97
50 yards, Daniel Carlson: (8:01) 2-D.Carlson 30 yard field goal is GOOD, Center-47-T.Sieg, Holder-6-A.Cole. @ Denver, 10/17/21	50-59 YARD FIELD GOAL	50 yards, Jason Sanders: (2:54) 7-J.Sanders 50 yard field goal is GOOD, Center-44-B.Ferguson, Holder-5-M.Palardy. vs. Miami, 09/26/21
4 fg, Daniel Carlson: (46, 33, 41, 45) @ Pittsburgh, 09/19/21	FOUR FIELD GOALS	4 fg, Jason Sanders: (37, 39, 22, 44) vs. Miami, 12/26/20
63 yards, Sebastian Janikowski: (:05) 11-S.Janikowski 63 yard field goal is GOOD, Center-59-J.Condo, Holder-9-S.Lechler. @ Denver, 09/12/11	60+ YARD FIELD GOAL	62 yards, Stephen Gostkowski: (:05) 3-S.Gostkowski 62 yard field goal is GOOD, Center-49-J.Cardona, Holder-6-R.Allen. vs. New England, 11/19/17
3 fg, Daniel Carlson: (50, 38, 22) vs. Miami, 09/26/21	THREE FIELD GOALS	3 fg, Brandon McManus: (22, 37, 26) @ Denver, 01/03/21
53 yards, Johnnie Lee Higgins vs. St. Louis, 09/19/10	50-69 YARD PUNT RETURN	50 yards, Tyreek Hill vs. Kansas City, 10/16/16
80t yards, Johnnie Lee Higgins vs. Houston, 12/21/08	70-89 YARD PUNT RETURN	71 yards, Tarik Cohen vs. Chicago, 10/06/19
67 yds, AJ Cole vs. Miami, 09/26/21	60-69 YARD PUNT	67 yds, Tommy Townsend @ Kansas City, 10/11/20
99t yards, Dwayne Harris vs. Denver, 12/24/18	90+ YARD PUNT RETURN	90t yards, Eric Decker @ Denver, 09/12/11
71 yds, AJ Cole @ Denver, 10/17/21	70+ YARD PUNT	71 yds, Dustin Colquitt vs. Kansas City, 12/16/12
80 yds, Shane Lechler vs. Chicago, 11/27/11	80+ YARD PUNT	* Never Has Happened *
21 yards, Hunter Renfrow @ Denver, 01/03/21	20 YARD PUNT RETURN	21 yards, Jakeem Grant Sr. vs. Chicago, 10/10/21
52 yards, Trevor Davis vs. Chicago, 10/06/19	50-69 YARD KICKOFF RETURN	60 yards, Devin Hester @ Baltimore, 10/02/16
10 punts, Marquette King @ Denver, 12/13/15	PUNTED 10+ TIMES	10 punts, Darren Bennett @ San Diego, 12/28/03
72 yards, Dwayne Harris vs. Denver, 09/09/19	70-89 YARD KICKOFF RETURN	77 yards, Alex Erickson @ Cincinnati, 12/16/18
91 yards, Bryan McCann @ Kansas City, 12/24/11	90+ YARD KICKOFF RETURN	93t yards, Cordarrelle Patterson vs. Minnesota, 11/15/15
TEAM/MISCELLANEOUS		
565 yards, Las Vegas 565, Cleveland 487 vs. Cleveland, 09/30/18	500 TOTAL YARDS OF OFFENSE	552 yards, Tennessee 552, Las Vegas 355 vs. Tennessee, 12/08/19
626 yards, Las Vegas 626, Tampa Bay 270 @ Tampa Bay, 10/30/16	600 TOTAL YARDS OF OFFENSE	* Never Has Happened *
426 yards, Las Vegas 426, Denver 421 @ Denver, 10/17/21	400 TOTAL YARDS OF OFFENSE	421 yards, Las Vegas 426, Denver 421 @ Denver, 10/17/21
ST: (1:21) J.Campbell pass short right to Z.Miller for 1 yard, TOUCHDOWN. San Diego challenged the pass completion ruling, and the play was Upheld. (Timeout #1 at 01:13.)ST: (3:43) (Shotgun) M.Bush up the middle for 3 yards, TOUCHDOWN.DEF: (1:10) (Shotgun) P.Rivers sacked at OAK 36 for -3 yards (M.Huff). FUMBLES (M.Huff), RECOVERED by OAK-T.Branch at OAK 36. T.Branch for 64 yards, TOUCHDOWN. The Replay Assistant challenged the fumble ruling, and the play was Upheld.OFF: (10:37) M.Scifres punt is BLOCKED by B.Myers, Center-E.Albright, RECOVERED by OAK-H.Eugene at SD 5. H.Eugene for 5 yards, TOUCHDOWN. vs. San Diego, 10/10/10	TOUCHDOWN ON OFFENSE, DEFENSE AND SPECIAL TEAMS	ST: (11:20) (Shotgun) L.Jackson pass short right to M.Crabtree for 8 yards, TOUCHDOWN.ST: (8:16) L.Jackson left end for 5 yards, TOUCHDOWN.DEF: (6:11) (No Huddle, Shotgun) D.Carr sacked at OAK 33 for -5 yards (M.Judon). FUMBLES (M.Judon) [M.Judon], RECOVERED by BLT-T.Suggs at OAK 43. T.Suggs for 43 yards, TOUCHDOWN. Suggs' 3rd career touchdown.OFF: (13:01) (Punt formation) J.Townsend punts 52 yards to BLT 30, Center-T.Sieg. C.Jones for 70 yards, TOUCHDOWN. @ Baltimore, 11/25/18
Derek Carr: (Pass formation) TWO-POINT CONVERSION ATTEMPT. 4-D.Carr pass to 83-D.Waller is complete. ATTEMPT SUCCEEDS. @ Denver, 01/03/21	MADE TWO-POINT CONVERSION	Jacoby Brissett: TWO-POINT CONVERSION ATTEMPT. 14-J.Brissett pass to 3-W.Fuller is complete. ATTEMPT SUCCEEDS. vs. Miami, 09/26/21
Derek Carr: TWO-POINT CONVERSION ATTEMPT. 4-D.Carr is sacked. ATTEMPT FAILS. vs. Chicago, 10/10/21	FAILED TWO-POINT CONVERSION	Drew Lock: TWO-POINT CONVERSION ATTEMPT. 3-D.Lock pass to 10-J.Jeudy is incomplete. ATTEMPT FAILS. vs. Denver, 11/15/20
Las Vegas 59, Denver 14 @ Denver, 10/24/10	50 POINTS	L.A. Rams 52, Las Vegas 0 @ St. Louis, 11/30/14
Las Vegas 40, Kansas City 32 @ Kansas City, 10/11/20	40 POINTS	Indianapolis 44, Las Vegas 27 vs. Indianapolis, 12/13/20
Las Vegas 31, Miami 28 vs. Miami, 09/26/21	OVERTIME WIN	L.A. Chargers 30, Las Vegas 27 vs. L.A. Chargers, 12/17/20
Las Vegas 31, Miami 28 vs. Miami, 09/26/21	OVERTIME GAME	
L.A. Chargers 30, Las Vegas 27 vs. L.A. Chargers, 12/17/20	OVERTIME LOSS	Las Vegas 31, Miami 28 vs. Miami, 09/26/21
Oakland 23, Denver 23 @ Denver, 10/22/73	OVERTIME TIE	Oakland 23, Denver 23 @ Denver, 10/22/73
Las Vegas 24, Denver 0 @ Denver, 10/24/10	20 FIRST-QUARTER POINTS	L.A. Rams 21, Las Vegas 0 @ St. Louis, 11/30/14
Las Vegas 21, Kansas City 17 @ Kansas City, 10/11/20	20 SECOND-QUARTER POINTS	Kansas City 28, Las Vegas 0 vs. Kansas City, 09/15/19
Las Vegas 21, Denver 7 @ Denver, 10/24/10	20 THIRD-QUARTER POINTS	N.Y. Jets 21, Las Vegas 0 @ N.Y. Jets, 11/24/19
Las Vegas 21, Cleveland 14 vs. Cleveland, 09/30/18	20 FOURTH-QUARTER POINTS	Tampa Bay 21, Las Vegas 3 vs. Tampa Bay, 10/25/20
Las Vegas 15, Kansas City 0 vs. Kansas City, 12/16/12	SHUTOUT AT HOME	Kansas City 28, Las Vegas 0 vs. Kansas City, 10/23/11
* Never Has Happened *	SHUTOUT ON THE ROAD	L.A. Rams 52, Las Vegas 0 @ St. Louis, 11/30/14
Las Vegas 31, Miami 28 vs. Miami, 09/26/21	OVERTIME WIN AT HOME	L.A. Chargers 30, Las Vegas 27 vs. L.A. Chargers, 12/17/20
Las Vegas 30, Tampa Bay 24 @ Tampa Bay, 10/30/16	OVERTIME WIN ON THE ROAD	Denver 23, Las Vegas 20 @ Denver, 09/16/07
10 pen, Chicago 20, Las Vegas 9 vs. Chicago, 10/10/21	10 PENALTIES	10 pen, Kansas City 35, Las Vegas 31 vs. Kansas City, 11/22/20

3 td, Las Vegas 31, Miami 28
(2:00) D.Carr pass short right to A.Ingold for 1 yard, TOUCHDOWN.
(7:24) (Shotgun) D.Carr pass short right to H.Renfrow for 12 yards, TOUCHDOWN.
(13:50) P.Barber up the middle for 1 yard, TOUCHDOWN. vs. Miami, 09/26/21

THREE TOTAL TOUCHDOWNS

0 to, Las Vegas 34, Denver 24 @ Denver, 10/17/21

NO TURNOVERS

0 pen, L.A. Chargers 34, Las Vegas 10 @ San Diego, 12/04/05

NO PENALTIES

4 td, Las Vegas 34, Denver 24
(12:03) (Shotgun) D.Carr pass deep middle to H.Ruggs for 48 yards, TOUCHDOWN.
(:36) (Shotgun) D.Carr pass deep left to K.Drake for 31 yards, TOUCHDOWN.
(11:33) K.Drake right guard for 18 yards, TOUCHDOWN.
(:10) (Shotgun) J.Jacobs right guard for 3 yards, TOUCHDOWN. @ Denver, 10/17/21

FOUR TOTAL TOUCHDOWNS

Atlanta 43, Las Vegas 6 @ Atlanta, 11/29/20

GAME WITHOUT TOUCHDOWNS

41:28 TOP, Las Vegas 30, Denver 20 vs. Denver, 11/06/16 vs. Denver, 11/15/20

OVER 40:00 TIME OF POSSESSION (NON-OT)

(7, 10, 7, 7 Points), Las Vegas 31, N.Y. Jets 28 @ N.Y. Jets, 12/06/20

NO SACKS/NO INTERCEPTIONS ALLOWED

30 (first half), Las Vegas 37, L.A. Chargers 29 @ San Diego, 10/25/15

SCORE TOUCHDOWN IN EACH QUARTER

21 (Q2), Las Vegas 40, Kansas City 32 @ Kansas City, 10/11/20

30 ONE-HALF POINTS

L.A. Chargers 28, Las Vegas 14 @ L.A. Chargers, 10/04/21

SCORED 20+ POINTS IN ONE QUARTER

Las Vegas 37, Denver 12 vs. Denver, 11/15/20

ZERO POINTS SCORED IN FIRST HALF

WON GAME BY 20+ POINTS

3 tds, Josh Jacobs: (1-Rushing, 7-Rushing, 6-Rushing) @ Carolina, 09/13/20

THREE TOUCHDOWNS BY A PLAYER

4 tds, Darren McFadden: (4-Rushing, 19-Pass Reception, 4-Rushing, 57-Rushing) @ Denver, 10/24/10

FOUR TOUCHDOWNS BY A PLAYER

* Never Has Happened *

FIVE TOUCHDOWNS BY A PLAYER

3 td, Las Vegas 34, Denver 24
(6:57) T.Bridgewater pass short right to T.Patrick for 23 yards, TOUCHDOWN [Y.Ngakoue].
(11:22) (Shotgun) T.Bridgewater pass short right to C.Sutton for 12 yards, TOUCHDOWN.
(1:17) (No Huddle, Shotgun) T.Bridgewater pass short right to N.Fant for 4 yards, TOUCHDOWN. @ Denver, 10/17/21

0 to, Chicago 20, Las Vegas 9 vs. Chicago, 10/10/21

0 pen, Kansas City 40, Las Vegas 9 @ Kansas City, 12/01/19

4 td, L.A. Chargers 28, Las Vegas 14
(8:06) (Shotgun) J.Herbert pass short middle to D.Parham for 4 yards, TOUCHDOWN.
(4:21) (Shotgun) J.Herbert pass short right to J.Cook for 10 yards, TOUCHDOWN [M.Crosby].
(:34) (Shotgun) J.Herbert pass short right to A.Ekeler for 14 yards, TOUCHDOWN.
(5:27) A.Ekeler left guard for 11 yards, TOUCHDOWN. @ L.A. Chargers, 10/04/21

Las Vegas 16, Cleveland 6 @ Cleveland, 11/01/20

41:38 TOP, Miami 33, Las Vegas 17 vs. Miami, 11/28/10

vs. Indianapolis, 12/13/20

(7, 10, 7, 0, 6 Points), L.A. Chargers 30, Las Vegas 27 vs. L.A. Chargers, 12/17/20

38 (first half), L.A. Rams 52, Las Vegas 0 @ St. Louis, 11/30/14

21 (Q4), Tampa Bay 45, Las Vegas 20 vs. Tampa Bay, 10/25/20

Las Vegas 24, Chicago 21 vs. Chicago, 10/06/19

Atlanta 43, Las Vegas 6 @ Atlanta, 11/29/20

3 tds, Derrick Henry: (76-Rushing, 3-Rushing, 13-Rushing) @ Tennessee, 10/18/21

4 tds, Aaron Jones: (4-Pass Reception, 1-Pass Reception, 11-Pass Reception, 1-Rushing) @ Green Bay, 09/20/21

5 tds, Jamaal Charles: (49-Pass Reception, 39-Pass Reception, 1-Rushing, 16-Pass Reception, 71-Pass Reception) vs. Kansas City, 12/15/13



UPDATED BIOS



JOHNATHAN ABRAM

24

POSITION: S
HT/WT: 6-0/205
ACQUIRED: D1C-'19
BORN: 10/25/96
RAIDERS SEASON: 3
NFL SEASON: 3
COLLEGE: Mississippi State
HOMETOWN: Columbia, Miss.

2021: (9/13) vs. Bal.: Started in the contest and finished third on the team with nine tackles (five solo) and added one pass defended...**(9/19) at Pit.:** Started and finished second on the team with seven tackles (five)...Added one stop on special teams...**(9/26) vs. Mia.:** Started and recorded seven tackles (three) on defense...**(10/4) at LAC:** Started and saw extensive action on both defense and special teams...Finished third on the team with eight tackles...**(10/10) vs. Chi.:** Finished with six tackles (one)...**(10/17) at Den.:** Started and tied a season-high nine tackles (seven)...Recorded his first INT of the season and one pass defended.


JOHNATHAN ABRAM'S NFL REGULAR SEASON DEFENSIVE STATISTICS

DATE	TEAM	GP	GS	TACKLES							INTERCEPTIONS							O. FUMB				ST				MISC	
				TK	S	A	TFL	YDS	SK	YDS	QBH	NO	YDS	LG	TD	PD	FF	FR	TD	YDS	TK	S	A	FF	FR	S	A
2019	Raiders	1	1	5	1	4	0	0	0.0	0.0	0	0	0	0	0	1	0	0	0	0	0	0	0	0	0	0	0
2020	Raiders	13	13	79	57	22	3	5	0.0	0.0	4	2	29	24	0	6	0	0	0	0	7	3	4	0	1	0	0
2021	Raiders	6	6	46	25	21	2	5	0.0	0.0	3	1	6	6	0	2	0	0	0	0	2	1	1	0	0	0	0
NFL TOTALS		20	20	130	83	47	5	10	0.0	0.0	7	3	35	24	0	9	0	0	0	0	9	4	5	0	1	0	0

JOHNATHAN ABRAM'S 2021 GXG REGULAR-SEASON STATISTICS (RAIDERS)

			TACKLES								INTERCEPTIONS					O. FUMB				ST					MISC				
DATE	OPPONENT	P/S	TK	S	A	SK	YDS	TFL	YDS	QBH	NO	YDS	LG	TD	PD	FF	FR	TD	YDS	TK	S	A	FF	FR	S	A	W/L	SCORE	
09/13	Ravens	S	9	5	4	0.0	0.0	0	0	0	0	0	0	0	1	0	0	0	0	1	0	1	0	0	0	0	W	33-27+	
09/19	at Steelers	S	7	5	2	0.0	0.0	1	3	0	0	0	0	0	0	0	0	0	0	1	1	0	0	0	0	0	W	26-17	
09/26	Dolphins	S	7	3	4	0.0	0.0	0	0	0	0	0	0	0	0	0	0	0	0	0	0	0	0	0	0	0	W	31-28+	
10/04	at Chargers	S	8	4	4	0.0	0.0	1	2	0	0	0	0	0	0	0	0	0	0	0	0	0	0	0	0	0	L	14-28	
10/10	Bears	S	6	1	5	0.0	0.0	0	0	3	0	0	0	0	0	0	0	0	0	0	0	0	0	0	0	0	L	9-20	
10/17	at Broncos	S	9	7	2	0.0	0.0	0	0	0	1	6	6	0	1	0	0	0	0	0	0	0	0	0	0	0	W	34-24	
2021 TOTALS		6-6	46	25	21	0.0	0.0	2	5	3	1	6	6	0	2	0	0	0	0	2	1	1	0	0	0	0	4-2		

+ - Overtime



PEYTON BARBER

31

POSITION: RB
HT/WT: 5-11/225
ACQUIRED: FA-'21
BORN: 06/27/94
RAIDERS SEASON: 1
NFL SEASON: 6
COLLEGE: Auburn
HOMETOWN: Alpharetta, Ga.

2021: (9/13) vs. Bal.: Did not play...**(9/19) at Pit.:** Made his Raiders debut, leading the team with 13 carries for 32 yards...**(9/26) vs. Mia.:** Finished with a career-high 111 rushing yards with one TD on 23 carries, while adding three receptions for 31 yards in just his second contest with the Silver and Black...**(10/4) at LAC:** Saw limited action on offense and special teams...**(10/10) vs. Chi.:** Inactive...**(10/17) at Den.:** Inactive.

PEYTON BARBER'S NFL REGULAR SEASON RUSHING/RECEIVING STATISTICS

DATE	TEAM	GP	GS	RUSHING					RECEIVING				
				NO.	YDS.	AVG.	LG	TD	NO.	YDS.	AVG.	LG	TD
2016	Buccaneers	15	1	55	223	4.1	44t	1	5	28	5.6	11	0
2017	Buccaneers	16	4	108	423	3.9	34	3	16	114	7.1	34	0
2018	Buccaneers	16	16	234	871	3.7	28	5	20	92	4.6	10	1
2019	Buccaneers	16	7	154	470	3.1	17	6	16	115	7.2	16	1
2020	Washington	16	2	94	258	2.7	15	4	4	12	3.0	7	0
2021	Washington	0	0	0	0	0.0	0	0	0	0	0.0	0	0
Went from Washington to Las Vegas.													
2021	Raiders	3	0	37	143	3.9	27	1	3	31	10.3	23	0
2021	TOTAL	3	0	37	143	3.9	27	1	3	31	10.3	23	0
NFL TOTALS		82	30	682	2,388	3.5	44T	20	64	392	6.1	34	2

PEYTON BARBER'S NFL REGULAR SEASON RETURN STATISTICS

KICKOFF RETURNS							PUNT RETURNS					
DATE	TEAM	RET.	YDS.	AVG.	LG	TD	NO.	FC	YDS.	AVG.	LG	TD
2016	Buccaneers	0	0	0.0	0	0	0	0	0	0.0	0	0
2017	Buccaneers	0	0	0.0	0	0	0	0	0	0.0	0	0
2018	Buccaneers	0	0	0.0	0	0	0	0	0	0.0	0	0
2019	Buccaneers	0	0	0.0	0	0	0	0	0	0.0	0	0
2020	Washington	0	0	0.0	0	0	0	0	0	0.0	0	0
2021	Washington	0	0	0.0	0	0	0	0	0	0.0	0	0
Went from Washington to Las Vegas.												
2021	Raiders	1	25	25.0	25	0	0	0	0	0.0	0	0
2021	TOTAL	1	25	25.0	25	0	0	0	0	0.0	0	0
NFL TOTALS		1	25	25.0	25	0	0	0	0	0.0	0	0


100-YARD RUSHING GAMES (3): REGULAR SEASON

DATE	TEAM	ATT.	YDS.	AVG.	LG	TD
12/03/17	at Packers	23	102	4.4	19	0
11/18/18	at Giants	18	106	5.9	28	1
09/26/21	DOLPHINS	23	111	4.8	27	1

PEYTON BARBER'S 2021 GXG REGULAR-SEASON STATISTICS (WASHINGTON/RAIDERS)

DATE	OPPONENT	P/S	RUSHING					RECEIVING					W/L	SCORE	
			NO.	YDS.	AVG.	LG	TD	NO.	YDS.	AVG.	LG	TD			
09/12	Chargers		DID NOT PLAY											L	16-20
Went from Washington to Raiders .															
09/19	at Steelers	P	13	32	2.5	13	0	0	0	0.0	0	0	W	26-17	
09/26	Dolphins	P	23	111	4.8	27	1	3	31	10.3	23	0	W	31-28+	
10/04	at Chargers	P	1	0	0.0	0	0	0	0	0.0	0	0	L	14-28	
10/10	Bears		ON INACTIVE LIST											L	9-20
10/17	at Broncos		ON INACTIVE LIST											W	34-24
2021 TOTALS		3-0	37	143	3.9	27	1	3	31	10.3	23	0	3-3		

+ - Overtime



JACKSON BARTON

78

POSITION: T

HT/WT: 6-7/302

ACQUIRED: FA-'21

BORN: 08/08/95

RAIDERS SEASON: 1

NFL SEASON: 3

COLLEGE: Utah

HOMETOWN: Salt Lake City, Utah

2021: (9/26) vs. Mia.: Inactive...(10/4) at LAC: Inactive...(10/10) vs. Chi.: Inactive...(10/17) at Den.: Inactive.

JACKSON BARTON'S NFL REGULAR SEASON STATISTICS


DATE	TEAM	GP	GS
2019	Colts	0	0
2019	Chiefs	0	0
2019	TOTAL	0	0
2021	Giants	0	0
2021	Raiders	0	0
2021	TOTAL	0	0
NFL TOTALS		0	0

Went from **Indianapolis** to **Kansas City**.

Went from **N.Y. Giants** to **Las Vegas**.

JACKSON BARTON'S 2021 GXG REGULAR-SEASON STATISTICS (GIANTS/RAIDERS)

DATE	OPPONENT	P/S		W/L	SCORE
09/12	Broncos		DID NOT PLAY	L	13-27
09/16	at Washington		DID NOT PLAY	L	29-30
09/26	Falcons		PRACTICE SQUAD	L	14-17
10/04	at Chargers		Went from Giants to Raiders .	L	14-28
10/10	Bears		ON INACTIVE LIST	L	9-20
10/17	at Broncos		ON INACTIVE LIST	W	34-24
2021 TOTALS		0-0		1-5	



NICK BOWERS

82

POSITION: TE
HT/WT: 6-4/260
ACQUIRED: FA-'20
BORN: 05/26/96

RAIDERS SEASON: 1
NFL SEASON: 1
COLLEGE: Penn State
HOMETOWN: Kittanning, Pa.

2021: (9/19) at Pit.: Inactive...(9/26) vs. Mia.: Inactive...(10/4) at LAC: Inactive...(10/10) vs. Chi.: Made his NFL debut, appearing in a reserve role on offense...(10/17) at Den.: Appeared on both offense and special teams in the win.

NICK BOWERS' NFL REGULAR SEASON RUSHING/RECEIVING STATISTICS

DATE	TEAM	GP	GS	RECEIVING					RUSHING				
				NO.	YDS.	AVG.	LG	TD	NO.	YDS.	AVG.	LG	TD
2020	Raiders	0	0	0	0	0.0	0	0	0	0	0.0	0	0
2021	Raiders	2	0	0	0	0.0	0	0	0	0	0.0	0	0
NFL TOTALS		2	0	0	0	0.0	0	0	0	0	0.0	0	0

NICK BOWERS' NFL REGULAR SEASON RETURN STATISTICS

KICKOFF RETURNS							PUNT RETURNS					
DATE	TEAM	RET.	YDS.	AVG.	LG	TD	NO.	FC	YDS.	AVG.	LG	TD
2020	Raiders	0	0	0.0	0	0	0	0	0	0.0	0	0
2021	Raiders	0	0	0.0	0	0	0	0	0	0.0	0	0
NFL TOTALS		0	0	0.0	0	0	0	0	0	0.0	0	0

NICK BOWERS' 2021 GXG REGULAR-SEASON STATISTICS (RAIDERS)

DATE	OPPONENT	P/S	RECEIVING					RUSHING					W/L	SCORE
			NO.	YDS.	AVG.	LG	TD	NO.	YDS.	AVG.	LG	TD		
09/13	Ravens							ON INACTIVE LIST					W	33-27+
09/19	at Steelers							ON INACTIVE LIST					W	26-17
09/26	Dolphins							ON INACTIVE LIST					W	31-28+
10/04	at Chargers							ON INACTIVE LIST					L	14-28
10/10	Bears	P	0	0	0.0	0	0	0	0	0.0	0	0	L	9-20
10/17	at Broncos	P	0	0	0.0	0	0	0	0	0.0	0	0	W	34-24
2021 TOTALS		2-0	0	0	0.0	0	0	0	0	0.0	0	0	4-2	

+ - Overtime



DANIEL CARLSON

2

POSITION: K
HT/WT: 6-5/215
ACQUIRED: FA-'18
BORN: 01/23/95
RAIDERS SEASON: 4
NFL SEASON: 4
COLLEGE: Auburn
HOMETOWN: Colorado Springs, Colo.

2021: (9/13) vs. Bal.: Converted on FGs of 34 and 55 yards...His 55-yard FG came as time expired in the fourth quarter to send the game into overtime...Connected on three PATs...**(9/19) at Pit.:** Converted on FGs of 46, 33, 41 and 45 yards in the win...His 45-yard FG with 20 seconds left in the game sealed the win for the Silver and Black...Connected on two PATs...**(9/26) vs. Mia.:** Converted on FGs of 50, 38 and 22 yards...His game-winning, 22-yard FG came as time expired in overtime for the Raiders third straight win...**(10/4) at LAC:** Connected on two PATs...**(10/10) vs. Chi.:** Converted on a 31-yard FG...**(10/17) at Den.:** Converted on FGs of 50 and 30 yards, while also connecting on four PATs.

DANIEL CARLSON'S NFL REGULAR SEASON KICKING STATISTICS

DATE	TEAM	GP	FGM	FGA	PCT.	LG	XP	XPA	PCT.	BLK	PTS
2018	Vikings	2	1	4	25.0	48	6	6	100.0	0	9
Went from Minnesota to Oakland.											
2018	Raiders	10	16	17	94.1	50	18	18	100.0	0	66
2018	TOTAL	12	17	21	81.0	50	24	24	100.0	0	75
2019	Raiders	16	19	26	73.1	48	34	36	94.4	0	91
2020	Raiders	16	33	35	94.3	54	45	47	95.7	0	144
2021	Raiders	6	12	14	85.7	55	13	14	92.9	0	49
NFL TOTALS		50	81	96	84.4	55	116	121	95.9	0	359


DANIEL CARLSON'S NFL REGULAR SEASON FIELD-GOAL ACCURACY STATISTICS

DATE	TEAM	1-19	PCT.	20-29	PCT.	30-39	PCT.	40-49	PCT.	50+	PCT.
2018	Vikings	0-0	0.0	0-0	0.0	0-1	0.0	1-3	33.3	0-0	0.0
Went from Minnesota to Oakland.											
2018	Raiders	0-0	0.0	2-2	100.0	3-3	100.0	8-9	88.9	3-3	100.0
2018	TOTAL	0-0	0.0	2-2	100.0	3-4	75.0	9-12	75.0	3-3	100.0
2019	Raiders	0-0	0.0	8-8	100.0	5-6	83.3	6-10	60.0	0-2	0.0
2020	Raiders	0-0	0.0	18-18	100.0	8-8	100.0	3-5	60.0	4-4	100.0
2021	Raiders	0-0	0.0	1-1	100.0	5-5	100.0	3-4	75.0	3-4	75.0
NFL TOTALS		0-0	0.0	29-29	100.0	21-23	91.3	21-31	67.7	10-13	76.9

DANIEL CARLSON'S 2021 GXG REGULAR-SEASON STATISTICS (RAIDERS)

DATE	OPPONENT		FIELD GOALS				EXTRA POINTS				PTS	W/L	SCORE
			FGM	FGA	PCT	LG	XP	XPA	PCT	BLK			
09/13	Ravens	P	2	2	100.0	55	3	3	100.0	0	9	W	33-27+
09/19	at Steelers	P	4	4	100.0	46	2	2	100.0	0	14	W	26-17
09/26	Dolphins	P	3	3	100.0	50	2	3	66.7	0	11	W	31-28+
10/04	at Chargers	P	0	1	0.0	0	2	2	100.0	0	2	L	14-28
10/10	Bears	P	1	1	100.0	31	0	0	0.0	0	3	L	9-20
10/17	at Broncos	P	2	3	66.7	50	4	4	100.0	0	10	W	34-24
2021 TOTALS		6	12	14	85.7	55	13	14	92.9	0	49	4-2	

+ - Overtime



DEREK CARR

4

POSITION: QB
HT/WT: 6-3/210
ACQUIRED: D2-'14
BORN: 03/28/91
RAIDERS SEASON: 8
NFL SEASON: 8
COLLEGE: Fresno State
HOMETOWN: Bakersfield, Calif.

2021: (9/13) vs. Bal.: Finished the contest completing 34-of-56 attempts for 435 yards, recording two TDs against one INT for a passer rating of 89.5...His 435 yards passing are most ever in a Raiders opening game, surpassing Marc Wilson's 346 yards in Week 1 of 1986...His 56 passing attempts are tied for third-most in his career while his 435 passing yards are third-most...Led his 22nd fourth quarter comeback of his career. Carr set the NFL record for most fourth quarter comebacks (21) through a player's first seven seasons in the league...**(9/19) at Pit.:** Completed 28-of-37 passes for 382 yards (75.7 percent) with two TDs for a passer rating of 126.2...His 382 passing yards ranked the sixth highest of his career and his 126.2 passer rating ranked eighth in his career...Became just the fourth player in NFL history to record at least 380 passing yards and two TDs in each of his team's first two games of a season...**(9/26) vs. Mia.:** Finished the game completing 26-of-43 passes for 386 yards with two TDs against one INT for a passer rating of 95.7...Has recorded 1,203 passing yards through his first three contests, marking the fourth most through three games in NFL history...Has recorded at least 325 passing yards in five consecutive contest, becoming just the fourth player in NFL history to accomplish the feat...**(10/4) at LAC:** Completed 21-of-34 passes for 196 yards with two TDs against one INT for a passer rating of 84.9...Leads the NFL with 1,399 passing yards through four weeks...**(10/10) vs. Chi.:** Completed 22-of-35 passes for 206 yards...**(10/17) at Den.:** Completed 18-of-27 passes for 341 yards with two TDs for a passer rating of 134.4, marking his highest passer rating of the season...Ranks second in the NFL with 1,946 yards through Week 6.

DEREK CARR'S NFL REGULAR SEASON PASSING/RUSHING STATISTICS

DATE	TEAM	GP	GS	PASSING										RUSHING					
				ATT.	CMP.	PCT.	YDS	AVG.	TD	INT.	LG	SK	LST	RATE	NO.	YDS.	AVG.	LG	TD
2014	Raiders	16	16	599	348	58.1	3,270	5.5	21	12	77t	24	149	76.6	29	92	3.2	41	0
2015	Raiders	16	16	573	350	61.1	3,987	7.0	32	13	68t	31	230	91.1	33	138	4.2	24	0
2016	Raiders	15	15	560	357	63.8	3,937	7.0	28	6	75t	16	79	96.7	39	70	1.8	13	0
2017	Raiders	15	15	515	323	62.7	3,496	6.8	22	13	87t	20	101	86.4	23	66	2.9	32	0
2018	Raiders	16	16	553	381	68.9	4,049	7.3	19	10	66	51	299	93.9	24	47	2.0	15	1
2019	Raiders	16	16	513	361	70.4	4,054	7.9	21	8	75	29	184	100.8	27	82	3.0	15	2
2020	Raiders	16	16	517	348	67.3	4,103	7.9	27	9	85t	26	150	101.4	39	140	3.6	18	3
2021	Raiders	6	6	232	149	64.2	1,946	8.4	10	4	61t	17	114	97.7	18	28	1.6	8	0
TOTALS		116	116	4,062	2,617	64.4	28,842	7.1	180	75	87T	214	1,306	92.4	232	663	2.9	41	6

DEREK CARR'S 2021 GXG REGULAR-SEASON STATISTICS (RAIDERS)

PASSING														RUSHING				W/L	SCORE
DATE	OPPONENT	P/S	ATT	CMP	YDS	PCT	Y/A	Y/C	TD	INT	LG	SK/YD	RATE	ATT	YDS	LG	TD		
09/13	Ravens	S	56	34	435	60.7	7.8	12.8	2	1	37	3/26	89.5	4	6	4	0	W	33-27+
09/19	at Steelers	S	37	28	382	75.7	10.3	13.6	2	0	61t	2/9	126.2	4	9	5	0	W	26-17
09/26	Dolphins	S	43	26	386	60.5	9.0	14.8	2	1	34	3/29	95.7	2	-2	-1	0	W	31-28+
10/04	at Chargers	S	34	21	196	61.8	5.8	9.3	2	1	51	4/31	84.9	3	6	3	0	L	14-28
10/10	Bears	S	35	22	206	62.9	5.9	9.4	0	1	29	3/18	67.1	3	10	8	0	L	9-20
10/17	at Broncos	S	27	18	341	66.7	12.6	18.9	2	0	51	2/1	134.4	2	-1	0	0	W	34-24
2021 TOTALS		6-6	232	149	1,946	64.2	8.4	13.1	10	4	61T	17/114	97.7	18	28	8	0	4-2	

+ - Overtime

300-YARD PASSING GAMES (29): REGULAR SEASON

DATE	TEAM	NO.	YDS.	AVG.	LG	TD
10/26/14	at Browns	34	328	9.6	31	1
09/20/15	RAVENS	30	351	11.7	68t	3
09/27/15	at Browns	20	314	15.7	55	2
11/01/15	JETS	23	333	14.5	59t	4
11/08/15	at Steelers	24	301	12.5	38t	4
11/15/15	VIKINGS	29	302	10.4	38	2
11/29/15	at Titans	24	330	13.8	41	3
09/11/16	at Saints	24	319	13.3	43	1
10/09/16	CHARGERS	25	317	12.7	64t	2
10/30/16	at Buccaneers	40	513	12.8	68	4
11/27/16	PANTHERS	26	315	12.1	49	2
10/19/17	CHIEFS	29	417	14.4	45t	3
10/29/17	at Bills	31	313	10.1	40	1
11/05/17	at Dolphins	21	300	14.3	44t	1
09/10/18	RAMS	29	303	10.4	45	0
09/23/18	at Dolphins	27	345	12.8	66	1
09/30/18	BROWNS	35	437	12.5	36	4
12/09/18	STEELERS	25	322	12.9	39	2
12/29/19	at Broncos	29	391	13.5	75	1
10/04/20	BILLS	32	311	9.7	37	2
10/11/20	at Chiefs	22	347	15.8	72t	3
12/06/20	at Jets	28	381	13.6	46t	3
12/13/20	COLTS	31	316	10.2	47t	2
12/26/20	DOLPHINS	21	336	16.0	85t	1
01/03/21	at Broncos	24	371	15.5	57	2
09/13/21	RAVENS	34	435	12.8	37	2
09/19/21	at Steelers	28	382	13.6	61t	2
09/26/21	DOLPHINS	26	386	14.8	34	2
10/17/21	at Broncos	18	341	18.9	51	2



AJ COLE

6

POSITION: P
HT/WT: 6-4/220
ACQUIRED: FA-'19
BORN: 11/27/95
RAIDERS SEASON: 3
NFL SEASON: 3
COLLEGE: N.C. State
HOMETOWN: College Park, Ga.

2021: (9/13) vs. Bal.: Averaged 52.7 yards, placing two punts inside the 20-yard line...**(9/19) at Pit.:** Averaged 47.5 yards, placing two punts inside the 20-yard line...**(9/26) vs. Mia.:** Averaged 54.0 yards, placing two punts inside the 20-yard line...**(10/4) at LAC:** Averaged 51.2 yards and placed one punt inside the 20-yard line...**(10/10) vs. Chi.:** Averaged a season-best 56.0 yards in the contest...Also recorded a season-high three punts inside the 20-yard line...**(10/17) at Den.:** Averaged a career-high 57.0 yards, placing two punts inside the 20-yard line...Recorded a 71-yard punt, marking the second-longest of his career.

AJ COLE'S NFL REGULAR SEASON PUNTING STATISTICS

DATE	TEAM	GP	NO.	YDS.	AVG.	OPP. RET.	YDS.	NET YDS.	AVG.	TB	IN20	LG	BK
2019	Raiders	16	67	3,081	46.0	30	318	2,643	39.4	6	33	74	0
2020	Raiders	16	44	1,939	44.1	14	133	1,766	40.1	2	20	63	0
2021	Raiders	6	27	1,430	53.0	12	173	1,197	44.3	3	12	71	0
NFL TOTALS		38	138	6,450	46.7	56	624	5,606	40.6	11	65	74	0

AJ COLE'S 2021 GXG REGULAR-SEASON STATISTICS (RAIDERS)

DATE	OPPONENT		NO.	YDS.	AVG.	OPP. RET.	YDS.	NET YDS.	AVG	TB	IN20	LG	BK	W/L	SCORE
09/13	Ravens	P	6	316	52.7	4	67	249	41.5	0	2	67	0	W	33-27+
09/19	at Steelers	P	4	190	47.5	2	21	149	37.3	1	2	55	0	W	26-17
09/26	Dolphins	P	4	216	54.0	3	27	189	47.3	0	2	67	0	W	31-28+
10/04	at Chargers	P	5	256	51.2	2	20	236	47.2	0	1	56	0	L	14-28
10/10	Bears	P	4	224	56.0	2	38	186	46.5	0	3	70	0	L	9-20
10/17	at Broncos	P	4	228	57.0	0	0	188	47.0	2	2	71	0	W	34-24
2021 TOTALS		6	27	1,430	53.0	13	173	1,197	44.3	3	12	71	0	4-2	

+ - Overtime



MAXX CROSBY

98

POSITION: DE
HT/WT: 6-5/255
ACQUIRED: D4A-'19
BORN: 08/22/97

RAIDERS SEASON: 3
NFL SEASON: 3
COLLEGE: Eastern Michigan
HOMETOWN: Colleyville, Texas

2021: (9/13) vs. Bal.: Finished with six tackles (four solo) and two sacks...Became just the third Raiders player since 2000 to record at least two sacks in a season opener, joining Benson Mayowa (2019) and Richard Seymour (2009, 2011)...Has recorded 19.0 sacks in just 33 career games, tied for second fewest games to reach the mark (Khalil Mack -33 games, Bill Pickel - 33 games) and trailing only Anthony Smith (23.5 sacks in 31 games)...Marks the fourth multi-sack game of his career...(9/19) **at Pit.:** Started and recorded two tackles (two), including one tackle for loss...(9/26) **vs. Mia.:** Started and finished with one tackle in the overtime win...(10/4) **at LAC:** Recorded on tackle and one pass defended...(10/10) **vs. Chi.:** Started and appeared in an extensive role on defense...(10/17) **at Den.:** Finished with six tackles (two), three sacks, one pass defended and five quarterback hits...His three sacks are tied for the third-highest single-game total in the NFL this season...Became just the eighth player in franchise history with 20-plus sacks in his first three seasons in the NFL.

MAXX CROSBY'S NFL REGULAR SEASON DEFENSIVE STATISTICS

				TACKLES								INTERCEPTIONS						O. FUMB				ST						MISC	
DATE	TEAM	GP	GS	TK	S	A	TFL	YDS	SK	YDS	QBH	NO	YDS	LG	TD	PD	FF	FR	TD	YDS	TK	S	A	FF	FR	S	A		
2019	Raiders	16	10	46	35	11	16	77	10.0	69.5	14	0	0	0	0	4	4	0	0	0	0	1	1	0	0	0	0	0	
2020	Raiders	16	16	39	20	19	14	52	7.0	38.0	13	0	0	0	0	1	0	1	0	0	0	0	0	0	0	0	0	0	
2021	Raiders	6	6	16	8	8	4	18	5.0	27.5	18	0	0	0	0	2	0	0	0	0	0	0	0	0	0	0	0	0	
NFL TOTALS		38	32	101	63	38	34	147	22.0	135.0	45	0	0	0	0	7	4	1	0	0	0	1	1	0	0	0	0	0	

MAXX CROSBY'S 2021 GXG REGULAR-SEASON STATISTICS (RAIDERS)

DATE	OPPONENT	P/S	TACKLES							INTERCEPTIONS						O. FUMB				ST				MISC		W/L	SCORE
			TK	S	A	SK	YDS	TFL	YDS	QBH	NO	YDS	LG	TD	PD	FF	FR	TD	YDS	TK	S	A	FF	FR	S	A	
09/13	Ravens	S	6	4	2	2.0	12.0	2	12	5	0	0	0	0	0	0	0	0	0	0	0	0	0	0	0	W	33-27+
09/19	at Steelers	S	2	2	0	0.0	0.0	1	0	5	0	0	0	0	0	0	0	0	0	0	0	0	0	0	0	W	26-17
09/26	Dolphins	S	1	0	1	0.0	0.0	0	0	2	0	0	0	0	0	0	0	0	0	0	0	0	0	0	0	W	31-28+
10/04	at Chargers	S	1	0	1	0.0	0.0	0	0	1	0	0	0	0	1	0	0	0	0	0	0	0	0	0	0	L	14-28
10/10	Bears	S	0	0	0	0.0	0.0	0	0	0	0	0	0	0	0	0	0	0	0	0	0	0	0	0	0	L	9-20
10/17	at Broncos	S	6	2	4	3.0	15.5	1	6	5	0	0	0	0	1	0	0	0	0	0	0	0	0	0	0	W	34-24
2021 TOTALS		6-6	16	8	8	5.0	27.5	4	18	18	0	0	0	0	2	0	0	0	0	0	0	0	0	0	0	4-2	

+ - Overtime



DIVINE DEABLO

5

POSITION: LB
HT/WT: 6-3/226
ACQUIRED: D3B - '21
BORN: 08/17/98
RAIDERS SEASON: R
NFL SEASON: R
COLLEGE: Virginia Tech
HOMETOWN: Winston-Salem, N.C.

2021: (9/13) vs. Bal.: Made his NFL debut, appearing exclusively on special teams...(9/19) **at Pit.:** Appeared exclusively on special teams in the win...(9/26) **vs. Mia.:** Saw action in a reserve role on defense, recording one tackle...Also appeared on special teams...(10/4) **at LAC:** Appeared exclusively on special teams...(10/10) **vs. Chi.:** Saw action exclusively on special teams...(10/17) **at Den.:** Appeared exclusively on special teams.

DIVINE DEABLO'S NFL REGULAR SEASON DEFENSIVE STATISTICS

DATE	TEAM	GP	GS	TACKLES					QBH	INTERCEPTIONS					O. FUMB					ST					MISC	
				TK	S	A	TFL	YDS	SK	YDS	NO	YDS	LG	TD	PD	FF	FR	TD	YDS	TK	S	A	FF	FR	S	A
2021	Raiders	6	0	1	1	0	0	0	0.0	0.0	0	0	0	0	0	0	0	0	0	1	0	1	0	0	0	0
NFL TOTALS		6	0	1	1	0	0	0	0.0	0.0	0	0	0	0	0	0	0	0	0	1	0	1	0	0	0	0

DIVINE DEABLO'S 2021 GXG REGULAR-SEASON STATISTICS (RAIDERS)

DATE	OPPONENT	P/S	TACKLES					QBH	INTERCEPTIONS					O. FUMB					ST					MISC		W/L	SCORE
			TK	S	A	SK	YDS	TFL	YDS	NO	YDS	LG	TD	PD	FF	FR	TD	YDS	TK	S	A	FF	FR	S	A		
09/13	Ravens	P	0	0	0	0.0	0.0	0	0	0	0	0	0	0	0	0	0	0	0	0	0	0	0	0	0	W	33-27+
09/19	at Steelers	P	0	0	0	0.0	0.0	0	0	0	0	0	0	0	0	0	0	0	0	0	0	0	0	0	0	W	26-17
09/26	Dolphins	P	1	1	0	0.0	0.0	0	0	0	0	0	0	0	0	0	0	0	0	0	0	0	0	0	0	W	31-28+
10/04	at Chargers	P	0	0	0	0.0	0.0	0	0	0	0	0	0	0	0	0	0	0	1	0	1	0	0	0	0	L	14-28
10/10	Bears	P	0	0	0	0.0	0.0	0	0	0	0	0	0	0	0	0	0	0	0	0	0	0	0	0	0	L	9-20
10/17	at Broncos	P	0	0	0	0.0	0.0	0	0	0	0	0	0	0	0	0	0	0	0	0	0	0	0	0	0	W	34-24
2021 TOTALS		6-0	1	1	0	0.0	0.0	0	0	0	0	0	0	0	0	0	0	0	1	0	1	0	0	0	0	4-2	

+ - Overtime



KENYAN DRAKE

23

POSITION: RB

HT/WT: 6-1/211

ACQUIRED: UFA-'21 (ARI.)

BORN: 01/26/94

RAIDERS SEASON: 1

NFL SEASON: 6

COLLEGE: Alabama

HOMETOWN: Powder Springs, Ga.

2021: (9/13) vs. Bal.: Recorded five receptions for 59 yards (11.8 avg.) with a 21-yard long and added six carries for 11 yards...**(9/19) at Pit.:** Started in the win and totaled five receptions for 46 yards with seven carries for nine yards...**(9/26) vs. Mia.:** Started and recorded eight carries for 24 yards, while adding three receptions for 33 yards in the win...**(10/4) at LAC:** Recorded one carry for two yards...**(10/10) vs. Chi.:** Finished with two carries for 11 yards...**(10/17) at Den.:** Recorded a season-high 73 scrimmage yards and two TDs, his first with the Silver and Black...His first TD came on a 31-yard reception with 36 seconds left in the second quarter...His second TD came on an 18-yard rush in the third quarter.

KENYAN DRAKE'S NFL REGULAR SEASON RUSHING/RECEIVING STATISTICS

DATE	TEAM	GP	GS	RUSHING					RECEIVING				
				NO.	YDS.	AVG.	LG	TD	NO.	YDS.	AVG.	LG	TD
2016	Dolphins	16	1	33	179	5.4	45t	2	9	46	5.1	9	0
2017	Dolphins	16	6	133	644	4.8	66t	3	32	239	7.5	47	1
2018	Dolphins	16	7	120	535	4.5	54t	4	53	477	9.0	52t	5
2019	Dolphins	6	2	47	174	3.7	11	0	22	174	7.9	26	0
Went from Miami to Arizona.													
2019	Cardinals	8	8	123	643	5.2	80t	8	28	171	6.1	21	0
2019	TOTAL	14	10	170	817	4.8	80t	8	50	345	6.9	26	0
2020	Cardinals	15	13	239	955	4.0	69t	10	25	137	5.5	18	0
2021	Raiders	6	2	28	91	3.3	18t	1	15	177	11.8	31t	1
NFL TOTALS		83	39	723	3,221	4.5	80T	28	184	1,421	7.7	52T	7

KENYAN DRAKE'S NFL REGULAR SEASON RETURN STATISTICS

KICKOFF RETURNS							PUNT RETURNS					
DATE	TEAM	RET.	YDS.	AVG.	LG	TD	NO.	FC	YDS.	AVG.	LG	TD
2016	Dolphins	13	397	30.5	96t	1	0	0	0	0.0	0	0
2017	Dolphins	7	147	21.0	34	0	0	0	0	0.0	0	0
2018	Dolphins	10	213	21.3	26	0	0	0	0	0.0	0	0
2019	Dolphins	1	15	15.0	15	0	0	0	0	0.0	0	0
Went from Miami to Arizona.												
2019	Cardinals	0	0	0.0	0	0	0	0	0	0.0	0	0
2019	TOTAL	1	15	15.0	15	0	0	0	0	0.0	0	0
2020	Cardinals	0	0	0.0	0	0	0	0	0	0.0	0	0
2021	Raiders	5	103	20.6	31	0	0	0	0	0.0	0	0
NFL TOTALS		36	875	24.3	96T	1	0	0	0	0.0	0	0

100-YARD RUSHING GAMES (7): REGULAR SEASON

DATE	TEAM	ATT.	YDS.	AVG.	LG	TD
12/03/17	BRONCOS	23	120	5.2	42t	1
12/11/17	PATRIOTS	25	114	4.6	31	0
10/31/19	49ERS	15	110	7.3	36	1
12/15/19	BROWNS	22	137	6.2	21	4
12/22/19	at Seahawks	24	166	6.9	80t	2
10/19/20	at Cowboys	20	164	8.2	69t	2
11/15/20	BILLS	16	100	6.3	20	0

KENYAN DRAKE'S 2021 GXG REGULAR-SEASON STATISTICS (RAIDERS)

DATE	OPPONENT	P/S	RUSHING					RECEIVING					W/L	SCORE
			NO.	YDS.	AVG.	LG	TD	NO.	YDS.	AVG.	LG	TD		
09/13	Ravens	P	6	11	1.8	6	0	5	59	11.8	21	0	W	33-27+
09/19	at Steelers	S	7	9	1.3	5	0	5	46	9.2	13	0	W	26-17
09/26	Dolphins	S	8	24	3.0	6	0	3	33	11.0	16	0	W	31-28+
10/04	at Chargers	P	1	2	2.0	2	0	0	0	0.0	0	0	L	14-28
10/10	Bears	P	2	11	5.5	8	0	0	0	0.0	0	0	L	9-20
10/17	at Broncos	P	4	34	8.5	18t	1	2	39	19.5	31t	1	W	34-24
2021 TOTALS		6-2	28	91	3.3	18T	1	15	177	11.8	31T	1	4-2	

+ - Overtime



BRYAN EDWARDS

89

POSITION: WR
HT/WT: 6-3/215
ACQUIRED: D3B-'20
BORN: 11/13/98
RAIDERS SEASON: 2
NFL SEASON: 2
COLLEGE: South Carolina
HOMETOWN: Conway, S.C.

2021: (9/13) vs. Bal.: Recorded four receptions for 81 yards with a 32-yard long in the win...**(9/19) at Pit.:** Finished with three receptions for 40 yards with an 18-yard long...**(9/26) vs. Mia.:** Started and recorded three receptions for a career-high 89 yards with a 34-yard long...**(10/4) at LAC:** Recorded one reception for four yards...**(10/10) vs. Chi.:** Finished with two receptions for 22 yards...**(10/17) at Den.:** Recorded two receptions for 67 yards, including a career-long 51 yard reception.

BRYAN EDWARDS' NFL REGULAR SEASON RUSHING/RECEIVING STATISTICS

DATE	TEAM	GP	GS	RECEIVING					RUSHING				
				NO.	YDS.	AVG.	LG	TD	NO.	YDS.	AVG.	LG	TD
2020	Raiders	12	3	11	193	17.5	34	1	0	0	0.0	0	0
2021	Raiders	6	5	15	303	20.2	51	0	0	0	0.0	0	0
NFL TOTALS		18	8	26	496	19.1	51	1	0	0	0.0	0	0


BRYAN EDWARDS' NFL REGULAR SEASON RETURN STATISTICS

KICKOFF RETURNS							PUNT RETURNS					
DATE	TEAM	RET.	YDS.	AVG.	LG	TD	NO.	FC	YDS.	AVG.	LG	TD
2020	Raiders	0	0	0.0	0	0	0	0	0	0.0	0	0
2021	Raiders	0	0	0.0	0	0	0	0	0	0.0	0	0
NFL TOTALS		0	0	0.0	0	0	0	0	0	0.0	0	0

BRYAN EDWARDS' 2021 GXG REGULAR-SEASON STATISTICS (RAIDERS)

DATE	OPPONENT	P/S	RECEIVING					RUSHING					W/L	SCORE
			NO.	YDS.	AVG.	LG	TD	NO.	YDS.	AVG.	LG	TD		
09/13	Ravens	S	4	81	20.3	32	0	0	0	0.0	0	0	W	33-27+
09/19	at Steelers	P	3	40	13.3	18	0	0	0	0.0	0	0	W	26-17
09/26	Dolphins	S	3	89	29.7	34	0	0	0	0.0	0	0	W	31-28+
10/04	at Chargers	S	1	4	4.0	4	0	0	0	0.0	0	0	L	14-28
10/10	Bears	S	2	22	11.0	12	0	0	0	0.0	0	0	L	9-20
10/17	at Broncos	S	2	67	33.5	51	0	0	0	0.0	0	0	W	34-24
2021 TOTALS		6-5	15	303	20.2	51	0	0	0	0.0	0	0	4-2	

+ - Overtime



JERMAINE ELUEMUNOR

72

POSITION: OL

HT/WT: 6-4/335

ACQUIRED: FA-'21

BORN: 12/13/94

RAIDERS SEASON: 1

NFL SEASON: 5

COLLEGE: Texas A&M

HOMETOWN: Rockaway, N.J.

2021: (9/13) vs. Bal.: Filled in at right guard due to injuries on the line...Helped allow QB Derek Carr to record 435 passing yards, marking the third-most of his career...**(9/19) at Pit.:** Started at right guard in the win, helping Carr complete 28-of-37 passes for 382 yards with two TDs for a passer rating of 126.2...**(9/26) vs. Mia.:** Started at right guard in the win...Helped pave the way for a season-high 497 yards of total offense, including 140 rushing yards...Allowed Carr to complete 26-of-43 passing for 386 yards, marking his third consecutive game with at least 325 passing yards...**(10/4) at LAC:** Started at right guard in the contest, while also seeing action on special teams...**(10/10) vs. Chi.:** Appeared in a reserve role on special teams...**(10/17) at Den.:** Saw action exclusively on special teams.

JERMAINE ELUEMUNOR'S NFL REGULAR SEASON STATISTICS


DATE	TEAM	GP	GS
2017	Ravens	8	2
2018	Ravens	9	1
2019	Ravens	0	0
2019	Patriots	10	0
2019	TOTAL	10	0
2020	Patriots	12	8
2021	Dolphins	1	1
NFL TOTALS		40	12

Went from **Baltimore** to **New England**.

JERMAINE ELUEMUNOR'S 2021 GXG REGULAR-SEASON STATISTICS (DOLPHINS)

DATE	OPPONENT	P/S		W/L	SCORE
09/12	at Patriots		DID NOT PLAY	W	17-16
09/19	Bills		DID NOT PLAY	L	0-35
09/26	at Raiders	S		L	28-31+
10/03	Colts		DID NOT PLAY	L	17-27
10/10	at Buccaneers		DID NOT PLAY	L	17-45
2021 TOTALS		1-1		1-4	

+ - Overtime



BRANDON FACYSON

35

POSITION: CB
HT/WT: 6-2/197
ACQUIRED: FA-'21
BORN: 09/08/94
RAIDERS SEASON: 1
NFL SEASON: 4
COLLEGE: Virginia Tech
HOMETOWN: Newnan, Ga.

2021: (10/10) vs. Chi.: Made his Raiders debut, appearing in a reserve role on special teams...(10/17) **at Den.:** Recorded his first career INT, picking off QB Teddy Bridgewater on fourth-and-1.

BRANDON FACYSON'S NFL REGULAR SEASON DEFENSIVE STATISTICS

2021 CHARGERS																													
				TACKLES								INTERCEPTIONS						O. FUMB				ST						MISC	
DATE	TEAM	GP	GS	TK	S	A	TFL	YDS	SK	YDS	QBH	NO	YDS	LG	TD	PD	FF	FR	TD	YDS	TK	S	A	FF	FR	S	A		
2018	Chargers	15	0	0	0	0	0	0	0.0	0.0	0	0	0	0	0	0	0	0	0	0	3	2	1	0	1	0	0		
2019	Chargers	16	4	35	25	10	2	8	0.0	0.0	0	0	0	0	0	1	0	0	0	0	6	5	1	0	1	0	0		
2020	Chargers	13	0	7	6	1	0	0	0.0	0.0	0	0	0	0	0	0	1	0	0	0	9	7	2	0	0	0	0		
2021	Chargers	0	0	0	0	0	0	0	0.0	0.0	0	0	0	0	0	0	0	0	0	0	0	0	0	0	0	0	0		
Went from L.A. Chargers to Las Vegas.																													
2021	Raiders	2	0	3	2	1	0	0	0.0	0.0	0	1	0	0	0	2	0	0	0	0	0	0	0	0	0	0	0		
2021	TOTAL	2	0	3	2	1	0	0	0.0	0.0	0	1	0	0	0	2	0	0	0	0	0	0	0	0	0	0	0		
NFL TOTALS		46	4	45	33	12	2	8	0.0	0.0	0	1	0	0	0	3	1	0	0	0	18	14	4	0	2	0	0		

BRANDON FACYSON'S 2021 GXG REGULAR-SEASON STATISTICS (CHARGERS/RAIDERS)

			TACKLES							INTERCEPTIONS					O. FUMB				ST				MISC						
DATE	OPPONENT	P/S	TK	S	A	SK	YDS	TFL	YDS	QBH	NO	YDS	LG	TD	PD	FF	FR	TD	YDS	TK	S	A	FF	FR	S	A	W/L	SCORE	
09/12	at Washington		DID NOT PLAY																								W	20-16	
09/19	Cowboys		PRACTICE SQUAD																								L	17-20	
09/26	at Chiefs		PRACTICE SQUAD																								W	30-24	
10/04	Raiders		PRACTICE SQUAD																								W	28-14	
Went from Chargers to Raiders .																													
10/10	Bears	P	0	0	0	0.0	0.0	0	0	0	0	0	0	0	0	0	0	0	0	0	0	0	0	0	0	0	L	9-20	
10/17	at Broncos	P	3	2	1	0.0	0.0	0	0	0	1	0	0	0	2	0	0	0	0	0	0	0	0	0	0	0	0	W	34-24
2021 TOTALS			2-0	3	2	1	0.0	0.0	0	0	0	1	0	0	0	2	0	0	0	0	0	0	0	0	0	0	0	4-2	



CLELIN FERRELL

99

POSITION: DE
HT/WT: 6-4/265
ACQUIRED: D1A-'19
BORN: 05/17/97
RAIDERS SEASON: 3
NFL SEASON: 3
COLLEGE: Clemson
HOMETOWN: Richmond, Va.

2021: (9/13) vs. Bal.: Inactive...(9/19) at Pit.: Appeared in a reserve role on defense...(9/26) vs. Mia.: Recorded one tackle in a reserve role on defense...(10/4) at LAC: Recorded one tackle on defense...(10/10) vs. Chi.: Saw action in a reserve role on both defense and special teams...(10/17) at Den.: Recorded one tackle on defense and appeared on special teams.

CLELIN FERRELL'S NFL REGULAR SEASON DEFENSIVE STATISTICS

				TACKLES								INTERCEPTIONS						O. FUMB				ST						MISC	
DATE	TEAM	GP	GS	TK	S	A	TFL	YDS	SK	YDS	QBH	NO	YDS	LG	TD	PD	FF	FR	TD	YDS	TK	S	A	FF	FR	S	A		
2019	Raiders	15	15	38	24	14	8	39	4.5	35.0	8	0	0	0	0	5	0	1	0	0	0	0	0	0	0	0	0		
2020	Raiders	11	11	27	18	9	3	4	2.0	7.0	10	0	0	0	0	3	2	0	0	0	0	0	0	0	0	0	0		
2021	Raiders	5	0	3	2	1	0	0	0.0	0.0	1	0	0	0	0	0	0	0	0	0	0	0	0	0	0	0	0		
NFL TOTALS		31	26	68	44	24	11	43	6.5	42.0	19	0	0	0	0	8	2	1	0	0	0	0	0	0	0	0	0		

CLELIN FERRELL'S 2021 GXG REGULAR-SEASON STATISTICS (RAIDERS)

DATE	OPPONENT	P/S	TACKLES							INTERCEPTIONS						O. FUMB				ST				MISC		W/L	SCORE
			TK	S	A	SK	YDS	TFL	YDS	QBH	NO	YDS	LG	TD	PD	FF	FR	TD	YDS	TK	S	A	FF	FR	S	A	
09/13	Ravens		ON INACTIVE LIST																							W	33-27+
09/19	at Steelers	P	0	0	0	0.0	0.0	0	0	0	0	0	0	0	0	0	0	0	0	0	0	0	0	0	0	W	26-17
09/26	Dolphins	P	1	0	1	0.0	0.0	0	0	0	0	0	0	0	0	0	0	0	0	0	0	0	0	0	0	W	31-28+
10/04	at Chargers	P	1	1	0	0.0	0.0	0	0	0	0	0	0	0	0	0	0	0	0	0	0	0	0	0	0	L	14-28
10/10	Bears	P	0	0	0	0.0	0.0	0	0	0	0	0	0	0	0	0	0	0	0	0	0	0	0	0	0	L	9-20
10/17	at Broncos	P	1	1	0	0.0	0.0	0	0	1	0	0	0	0	0	0	0	0	0	0	0	0	0	0	0	W	34-24
2021 TOTALS		5-0	3	2	1	0.0	0.0	0	0	1	0	0	0	0	0	0	0	0	0	0	0	0	0	0	0	4-2	

+ - Overtime



TYREE GILLESPIE

37

POSITION: S

HT/WT: 6-0/207

ACQUIRED: D4 - '21

BORN: 05/09/97

RAIDERS SEASON: R

NFL SEASON: R

COLLEGE: Missouri

HOMETOWN: Ocala, Fla.

2021: (9/13) vs. Bal.: Made his NFL debut, appearing exclusively on special teams...(9/19) **at Pit.:** Saw action in a reserve role on defense...Also appeared on special teams, assisting on one stop with the unit...(9/26) **vs. Mia.:** Appeared on both defense and special teams...(10/4) **at LAC:** Saw action exclusively on special teams, recording one stop with the unit...(10/10) **vs. Chi.:** Appeared in a reserve role on special teams...(10/17) **at Den.:** Made one stop one special teams.

TYREE GILLESPIE'S NFL REGULAR SEASON DEFENSIVE STATISTICS

				TACKLES								INTERCEPTIONS						O. FUMB				ST					MISC	
DATE	TEAM	GP	GS	TK	S	A	TFL	YDS	SK	YDS	QBH	NO	YDS	LG	TD	PD	FF	FR	TD	YDS	TK	S	A	FF	FR	S	A	
2021	Raiders	6	0	2	0	2	0	0	0.0	0.0	0	0	0	0	0	0	0	0	0	0	4	1	3	0	0	0	0	
NFL TOTALS		6	0	2	0	2	0	0	0.0	0.0	0	0	0	0	0	0	0	0	0	0	4	1	3	0	0	0	0	

TYREE GILLESPIE'S 2021 GXG REGULAR-SEASON STATISTICS (RAIDERS)

			TACKLES							INTERCEPTIONS					O. FUMB				ST					MISC		W/L	SCORE		
DATE	OPPONENT	P/S	TK	S	A	SK	YDS	TFL	YDS	QBH	NO	YDS	LG	TD	PD	FF	FR	TD	YDS	TK	S	A	FF	FR	S			A	
09/13	Ravens	P	0	0	0	0.0	0.0	0	0	0	0	0	0	0	0	0	0	0	0	0	0	0	0	0	0	0	W	33-27+	
09/19	at Steelers	P	0	0	0	0.0	0.0	0	0	0	0	0	0	0	0	0	0	0	0	0	1	0	1	0	0	0	0	W	26-17
09/26	Dolphins	P	2	0	2	0.0	0.0	0	0	0	0	0	0	0	0	0	0	0	0	0	1	0	1	0	0	0	0	W	31-28+
10/04	at Chargers	P	0	0	0	0.0	0.0	0	0	0	0	0	0	0	0	0	0	0	0	0	1	1	0	0	0	0	0	L	14-28
10/10	Bears	P	0	0	0	0.0	0.0	0	0	0	0	0	0	0	0	0	0	0	0	0	0	0	0	0	0	0	0	L	9-20
10/17	at Broncos	P	0	0	0	0.0	0.0	0	0	0	0	0	0	0	0	0	0	0	0	0	1	0	1	0	0	0	0	W	34-24
2021 TOTALS			6-0	2	0	2	0.0	0.0	0	0	0	0	0	0	0	0	0	0	0	0	4	1	3	0	0	0	0	4-2	

+ - Overtime



JOHNATHAN HANKINS

90

POSITION: DT
HT/WT: 6-3/340
ACQUIRED: FA-'18
BORN: 03/30/92
RAIDERS SEASON: 4
NFL SEASON: 9
COLLEGE: Ohio State
HOMETOWN: Dearborn Heights, Mich.

2021: (9/13) vs. Bal.: Finished with two tackles on defense...(9/19) at Pit.: Started in the contest, seeing action on both defense and special teams...(9/26) vs. Mia.: Started in the win, recording five tackles (two solo)...(10/4) at LAC: Started and recorded four tackles in the contest...(10/10) vs. Chi.: Finished with one tackle...(10/17) at Den.: Inactive.

JOHNATHAN HANKINS' NFL REGULAR SEASON DEFENSIVE STATISTICS

DATE	TEAM	GP	GS	TACKLES							QBH	INTERCEPTIONS					O. FUMB				ST					MISC	
				TK	S	A	TFL	YDS	SK	YDS		NO	YDS	LG	TD	PD	FF	FR	TD	YDS	TK	S	A	FF	FR	S	A
2013	Giants	11	0	16	9	7	2	2	0.0	0.0	2	0	0	0	0	0	0	0	0	0	0	0	0	0	0	0	0
2014	Giants	16	16	51	30	21	8	37	7.0	53.0	13	0	0	0	0	3	1	0	0	0	0	0	0	0	0	0	0
2015	Giants	9	9	30	21	9	1	0	0.0	0.0	2	0	0	0	0	1	1	0	0	0	0	0	0	0	0	0	0
2016	Giants	16	16	43	29	14	8	6	3.0	16.5	10	0	0	0	0	0	1	0	0	0	0	0	0	0	0	0	0
2017	Colts	15	15	44	24	20	4	7	2.0	3.0	5	0	0	0	0	3	0	0	0	0	0	0	0	0	0	0	0
2018	Raiders	15	14	36	21	15	4	9	0.0	0.0	2	0	0	0	0	0	0	2	0	0	0	0	0	0	0	0	0
2019	Raiders	16	16	50	28	22	7	13	1.5	7.5	6	0	0	0	0	1	0	0	0	0	0	0	0	0	0	0	0
2020	Raiders	16	16	48	27	21	1	9	1.0	9.0	4	0	0	0	0	0	0	1	0	0	0	0	0	0	0	0	0
2021	Raiders	5	5	12	4	8	0	0	0.0	0.0	2	0	0	0	0	0	0	0	0	0	0	0	0	0	0	0	0
NFL TOTALS		119	107	330	193	137	35	83	14.5	89.0	46	0	0	0	0	8	3	3	0	0	0	0	0	0	0	0	0

JOHNATHAN HANKINS' 2021 GXG REGULAR-SEASON STATISTICS (RAIDERS)

			TACKLES							INTERCEPTIONS					O. FUMB				ST					MISC										
DATE	OPPONENT	P/S	TK	S	A	SK	YDS	TFL	YDS	QBH	NO	YDS	LG	TD	PD	FF	FR	TD	YDS	TK	S	A	FF	FR	S	A	W/L	SCORE						
09/13	Ravens	S	2	0	2	0.0	0.0	0	0	1	0	0	0	0	0	0	0	0	0	0	0	0	0	0	0	0	W	33-27+						
09/19	at Steelers	S	0	0	0	0.0	0.0	0	0	0	0	0	0	0	0	0	0	0	0	0	0	0	0	0	0	0	W	26-17						
09/26	Dolphins	S	5	2	3	0.0	0.0	0	0	1	0	0	0	0	0	0	0	0	0	0	0	0	0	0	0	0	W	31-28+						
10/04	at Chargers	S	4	1	3	0.0	0.0	0	0	0	0	0	0	0	0	0	0	0	0	0	0	0	0	0	0	0	L	14-28						
10/10	Bears	S	1	1	0	0.0	0.0	0	0	0	0	0	0	0	0	0	0	0	0	0	0	0	0	0	0	0	L	9-20						
10/17	at Broncos		ON INACTIVE LIST																													W		
2021 TOTALS		5-5	12	4	8	0.0	0.0	0	0	2	0	0	0	0	0	0	0	0	0	0	0	0	0	0	0	0	4-2							

+ - Overtime



CASEY HAYWARD JR.

29

POSITION: CB

HT/WT: 5-11/192

ACQUIRED: UFA -'21 (LAC)

BORN: 09/09/89

RAIDERS SEASON: 1

NFL SEASON: 10

COLLEGE: Vanderbilt

HOMETOWN: Perry, Ga.

2021: (9/13) vs. Bal.: Made his Raiders debut at cornerback, recording two tackles (two solo) in the win...**(9/19) at Pit.:** Started and saw extensive action on defense, recording two tackles (one) and tying the team lead with two passes defended...**(9/26) vs. Mia.:** Started in the win, recording four tackles...**(10/4) at LAC:** Started and recorded two tackles...**(10/10) vs. Chi.:** Played every snap, finishing with three tackles (three) and one pass defended...**(10/17) at Den.:** Finished with three tackles and one pass defended.

CASEY HAYWARD JR.'S NFL REGULAR SEASON DEFENSIVE STATISTICS

				TACKLES								INTERCEPTIONS						O. FUMB				ST						MISC	
DATE	TEAM	GP	GS	TK	S	A	TFL	YDS	SK	YDS	QBH	NO	YDS	LG	TD	PD	FF	FR	TD	YDS	TK	S	A	FF	FR	S	A		
2012	Packers	16	7	48	35	13	1	0	0.0	0.0	1	6	81	24	0	20	1	0	0	0	5	5	0	0	0	0	0	0	
2013	Packers	3	1	8	5	3	0	0	0.0	0.0	0	0	0	0	0	0	0	0	0	0	0	0	0	0	0	0	0		
2014	Packers	16	1	36	28	8	2	4	0.0	0.0	1	3	113	82t	1	7	0	2	1	49	6	5	1	0	0	0	0		
2015	Packers	16	11	63	55	8	3	5	0.0	0.0	1	0	0	0	0	7	0	0	0	0	2	1	1	0	0	0	0		
2016	Chargers	16	14	57	50	7	1	2	0.0	0.0	0	7	102	31	1	20	0	0	0	0	1	1	0	0	0	0	0		
2017	Chargers	16	16	40	33	7	2	4	0.0	0.0	0	4	7	7	0	22	1	2	0	11	0	0	0	0	0	0	0		
2018	Chargers	16	16	46	41	5	1	2	0.0	0.0	0	0	0	0	0	8	0	0	0	0	0	0	0	0	0	0	0		
2019	Chargers	16	16	32	28	4	0	0	0.0	0.0	0	2	37	37	0	8	0	0	0	0	0	0	0	0	0	0	0		
2020	Chargers	14	13	41	36	5	0	0	0.0	0.0	0	1	9	9	0	8	0	0	0	0	0	0	0	0	0	0	0		
2021	Raiders	6	6	16	15	1	2	2	0.0	0.0	0	0	0	0	0	4	0	0	0	0	0	0	0	0	0	0	0		
NFL TOTALS		135	101	387	326	61	12	19	0.0	0.0	3	23	349	82T	2	104	2	4	1	60	14	12	2	0	0	0	0		

CASEY HAYWARD JR.'S 2021 GXG REGULAR-SEASON STATISTICS (RAIDERS)

DATE	OPPONENT	P/S	TACKLES						QBH	INTERCEPTIONS					O. FUMB				ST				MISC		W/L	SCORE
			TK	S	A	SK	YDS	TFL	YDS	NO	YDS	LG	TD	PD	FF	FR	TD	YDS	TK	S	A	FF	FR	S	A	
09/13	Ravens	S	2	2	0	0.0	0.0	0	0	0	0	0	0	0	0	0	0	0	0	0	0	0	0	0	W	33-27+
09/19	at Steelers	S	2	1	1	0.0	0.0	0	0	0	0	0	0	2	0	0	0	0	0	0	0	0	0	0	W	26-17
09/26	Dolphins	S	4	4	0	0.0	0.0	1	1	0	0	0	0	0	0	0	0	0	0	0	0	0	0	0	W	31-28+
10/04	at Chargers	S	2	2	0	0.0	0.0	1	1	0	0	0	0	0	0	0	0	0	0	0	0	0	0	0	L	14-28
10/10	Bears	S	3	3	0	0.0	0.0	0	0	0	0	0	0	1	0	0	0	0	0	0	0	0	0	0	L	9-20
10/17	at Broncos	S	3	3	0	0.0	0.0	0	0	0	0	0	0	1	0	0	0	0	0	0	0	0	0	0	W	34-24
2021 TOTALS		6-6	16	15	1	0.0	0.0	2	2	0	0	0	0	4	0	0	0	0	0	0	0	0	0	0	4-2	

+ - Overtime



NATE HOBBS

39

POSITION: CB
HT/WT: 6-1/196
ACQUIRED: D5 - '21
BORN: 06/24/99
RAIDERS SEASON: R
NFL SEASON: R
COLLEGE: Illinois
HOMETOWN: Louisville, Ky.

2021: (9/13) vs. Bal.: Made his NFL debut, recording two tackles in the win...**(9/19) at Pit.:** Tied for third on the team with six tackles (four solo)...**(9/26) vs. Mia.:** Started in the win, recording three tackles...**(10/4) at LAC:** Recorded four tackles (two) in the contest...**(10/10) vs. Chi.:** Finished with four tackles (three) and one pass defended...**(10/17) at Den.:** Recorded a career-high 10 tackles (six), finishing third on the team...Added one stop on special teams.


NATE HOBBS' NFL REGULAR SEASON DEFENSIVE STATISTICS

DATE	TEAM	GP	GS	TACKLES						QBH	INTERCEPTIONS					O. FUMB				ST					MISC	
				TK	S	A	TFL	YDS	SK	YDS	NO	YDS	LG	TD	PD	FF	FR	TD	YDS	TK	S	A	FF	FR	S	A
2021	Raiders	6	4	30	20	10	0	0	0.0	0.0	0	0	0	0	1	0	0	0	0	1	0	1	0	0	0	0
NFL TOTALS		6	4	30	20	10	0	0	0.0	0.0	0	0	0	0	1	0	0	0	0	1	0	1	0	0	0	0

NATE HOBBS' 2021 GXG REGULAR-SEASON STATISTICS (RAIDERS)

			TACKLES								INTERCEPTIONS					O. FUMB				ST					MISC				
DATE	OPPONENT	P/S	TK	S	A	SK	YDS	TFL	YDS	QBH	NO	YDS	LG	TD	PD	FF	FR	TD	YDS	TK	S	A	FF	FR	S	A	W/L	SCORE	
09/13	Ravens	S	2	2	0	0.0	0.0	0	0	0	0	0	0	0	0	0	0	0	0	0	0	0	0	0	0	0	W	33-27+	
09/19	at Steelers	S	6	4	2	0.0	0.0	0	0	0	0	0	0	0	0	0	0	0	0	0	0	0	0	0	0	0	W	26-17	
09/26	Dolphins	S	3	3	0	0.0	0.0	0	0	0	0	0	0	0	0	0	0	0	0	0	0	0	0	0	0	0	W	31-28+	
10/04	at Chargers	S	4	2	2	0.0	0.0	0	0	0	0	0	0	0	0	0	0	0	0	0	0	0	0	0	0	0	L	14-28	
10/10	Bears	P	5	3	2	0.0	0.0	0	0	0	0	0	0	0	1	0	0	0	0	0	0	0	0	0	0	0	L	9-20	
10/17	at Broncos	P	10	6	4	0.0	0.0	0	0	0	0	0	0	0	0	0	0	0	0	1	0	1	0	0	0	0	W	34-24	
2021 TOTALS		6-4	30	20	10	0.0	0.0	0	0	0	0	0	0	0	1	0	0	0	0	1	0	1	0	0	0	0	4-2		

+ - Overtime



ALEC INGOLD

45

POSITION: FB
HT/WT: 6-1/240
ACQUIRED: FA-'19
BORN: 09/07/96

RAIDERS SEASON: 3
NFL SEASON: 3
COLLEGE: Wisconsin
HOMETOWN: Green Bay, Wis.

2021: (9/13) vs. Bal.: Started in the season opener, recording four receptions for 22 yards...**(9/19) at Pit.:** Appeared on both offense and special teams in the win...**(9/26) vs. Mia.:** Recorded his first TD of the season on a 1-yard reception...**(10/4) at LAC:** Saw action on both offense and special teams...**(10/10) vs. Chi.:** Appeared on both offense and special teams...**(10/17) at Den.:** Saw action on both offense and special teams, registering one stop with the unit.

ALEC INGOLD'S NFL REGULAR SEASON RUSHING/RECEIVING STATISTICS

DATE	TEAM	GP	GS	RUSHING					RECEIVING				
				NO.	YDS.	AVG.	LG	TD	NO.	YDS.	AVG.	LG	TD
2019	Raiders	16	4	10	17	1.7	4	0	6	44	7.3	14	1
2020	Raiders	16	4	3	4	1.3	3	0	12	110	9.2	23	1
2021	Raiders	6	2	1	0	0.0	0	0	5	23	4.6	9	1
NFL TOTALS		38	10	14	21	1.5	4	0	23	177	7.7	23	3


ALEC INGOLD'S NFL REGULAR SEASON RETURN STATISTICS

KICKOFF RETURNS							PUNT RETURNS					
DATE	TEAM	RET.	YDS.	AVG.	LG	TD	NO.	FC	YDS.	AVG.	LG	TD
2019	Raiders	0	0	0.0	0	0	0	0	0	0.0	0	0
2020	Raiders	0	0	0.0	0	0	0	0	0	0.0	0	0
2021	Raiders	0	0	0.0	0	0	0	0	0	0.0	0	0
NFL TOTALS		0	0	0.0	0	0	0	0	0	0.0	0	0

ALEC INGOLD'S 2021 GXG REGULAR-SEASON STATISTICS (RAIDERS)

DATE	OPPONENT	P/S	RUSHING					RECEIVING					W/L	SCORE
			NO.	YDS.	AVG.	LG	TD	NO.	YDS.	AVG.	LG	TD		
09/13	Ravens	S	0	0	0.0	0	0	4	22	5.5	9	0	W	33-27+
09/19	at Steelers	P	0	0	0.0	0	0	0	0	0.0	0	0	W	26-17
09/26	Dolphins	P	1	0	0.0	0	0	1	1	1.0	1t	1	W	31-28+
10/04	at Chargers	P	0	0	0.0	0	0	0	0	0.0	0	0	L	14-28
10/10	Bears	P	0	0	0.0	0	0	0	0	0.0	0	0	L	9-20
10/17	at Broncos	S	0	0	0.0	0	0	0	0	0.0	0	0	W	34-24
2021 TOTALS		6-2	1	0	0.0	0	0	5	23	4.6	9	1	4-2	

+ - Overtime



JOSH JACOBS

28

POSITION: RB
HT/WT: 5-10/220
ACQUIRED: D1B-'19
BORN: 11/02/98
RAIDERS SEASON: 3
NFL SEASON: 3
COLLEGE: Alabama
HOMETOWN: Tulsa, Okla.

2021: (9/13) vs. Bal.: Finished the contest with 10 carries for 34 yards with two TDs, marking his eighth multi-TD rushing performance of his career...**(9/19) at Pit.:** Inactive...**(9/26) vs. Mia.:** Inactive...**(10/4) at LAC:** Returned to action and finished with 13 carries for 40 yards, while adding five receptions for 17 yards...**(10/10) vs. Chi.:** Started and led the team with 15 carries for 48 yards with one TD...Added four receptions for 19 yards...**(10/17) at Den.:** Rushed for 53 yards on 16 carries with one TD, while adding 29 receiving yards on one reception...His 23 career rushing TDs are the second-most through a player's first 32 games in Raiders history.

JOSH JACOBS' NFL REGULAR SEASON RUSHING/RECEIVING STATISTICS

DATE	TEAM	GP	GS	RUSHING					RECEIVING				
				NO.	YDS.	AVG.	LG	TD	NO.	YDS.	AVG.	LG	TD
2019	Raiders	13	13	242	1,150	4.8	51	7	20	166	8.3	28	0
2020	Raiders	15	15	273	1,065	3.9	28t	12	33	238	7.2	29	0
2021	Raiders	4	4	54	175	3.2	15t	4	11	71	6.5	29	0
NFL TOTALS		32	32	569	2,390	4.2	51	23	64	475	7.4	29	0

JOSH JACOBS' NFL REGULAR SEASON RETURN STATISTICS

KICKOFF RETURNS							PUNT RETURNS					
DATE	TEAM	RET.	YDS.	AVG.	LG	TD	NO.	FC	YDS.	AVG.	LG	TD
2019	Raiders	0	0	0.0	0	0	0	0	0	0.0	0	0
2020	Raiders	0	0	0.0	0	0	0	0	0	0.0	0	0
2021	Raiders	0	0	0.0	0	0	0	0	0	0.0	0	0
NFL TOTALS		0	0	0.0	0	0	0	0	0	0.0	0	0

100-YARD RUSHING GAMES (7): REGULAR SEASON

DATE	TEAM	ATT.	YDS.	AVG.	LG	TD
10/06/19	BEARS	26	123	4.7	21	2
10/20/19	at Packers	21	124	5.9	42	0
11/03/19	LIONS	28	120	4.3	17	2
11/17/19	BENGALS	23	112	4.9	21	0
12/01/19	at Chiefs	17	104	6.1	35	0
11/01/20	at Browns	31	129	4.2	16	0
11/15/20	BRONCOS	21	112	5.3	24	2

JOSH JACOBS' 2021 GXG REGULAR-SEASON STATISTICS (RAIDERS)

DATE	OPPONENT	P/S	RUSHING					RECEIVING					W/L	SCORE
			NO.	YDS.	AVG.	LG	TD	NO.	YDS.	AVG.	LG	TD		
09/13	Ravens	S	10	34	3.4	15t	2	1	6	6.0	6	0	W	33-27+
09/19	at Steelers												W	26-17
09/26	Dolphins												W	31-28+
10/04	at Chargers	S	13	40	3.1	10	0	5	17	3.4	9	0	L	14-28
10/10	Bears	S	15	48	3.2	11	1	4	19	4.8	8	0	L	9-20
10/17	at Broncos	S	16	53	3.3	6	1	1	29	29.0	29	0	W	34-24
2021 TOTALS		4-4	54	175	3.2	15T	4	11	71	6.5	29	0	4-2	

+ - Overtime



ANDRE JAMES

68

POSITION: C

HT/WT: 6-4/300

ACQUIRED: FA-'19

BORN: 02/05/97

RAIDERS SEASON: 3

NFL SEASON: 3

COLLEGE: UCLA

HOMETOWN: Herriman, Utah

2021: (9/13) vs. Bal.: Started at center in the season opener..Helped allow QB Derek Carr to record 435 passing yards, marking the third-most of his career...**(9/19) at Pit.:** Started at center in the win, helping Carr complete 28-of-37 passes for 382 yards with two TDs for a passer rating of 126.2...**(9/26) vs. Mia.:** Started at center in the win...Helped pave the way for a season-high 497 yards of total offense, including 140 rushing yards...Allowed Carr to complete 26-of-43 passing for 386 yards, marking his third consecutive game with at least 325 passing yards...**(10/4) at LAC:** Started at center in the contest, while also seeing action on special teams...**(10/10) vs. Chi.:** Started at center and helped pave the way for RB Josh Jacobs' third rushing TD of the season...**(10/17) at Den.:** Started at center and helped Carr finish with 18-of-27 passing for 341 yards and two TDs for a passer rating of 134.4, marking the sixth-highest rating in his career.

ANDRE JAMES' NFL REGULAR SEASON STATISTICS

DATE	TEAM	GP	GS
2019	Raiders	12	1
2020	Raiders	16	0
2021	Raiders	6	6
NFL TOTALS		34	7

ANDRE JAMES' 2021 GXG REGULAR-SEASON STATISTICS (RAIDERS)

DATE	OPPONENT	P/S	W/L	SCORE
09/13	Ravens	S	W	33-27+
09/19	at Steelers	S	W	26-17
09/26	Dolphins	S	W	31-28+
10/04	at Chargers	S	L	14-28
10/10	Bears	S	L	9-20
10/17	at Broncos	S	W	34-24
2021 TOTALS		6-6	4-2	

+ - Overtime



QUINTON JEFFERSON

77

POSITION: DT
HT/WT: 6-4/291
ACQUIRED: UFA-'21 (BUF.)
BORN: 03/31/93
RAIDERS SEASON: 1
NFL SEASON: 6
COLLEGE: Maryland
HOMETOWN: Pittsburgh, Pa.

2021: (9/13) vs. Bal.: Started in his Raiders debut, recording five tackles (four solo) and one forced fumble...**(9/19) at Pit.:** Started and recorded one tackle on defense...**(9/26) vs. Mia.:** Started and recorded four tackles, including one sack for a loss of five yards...**(10/4) at LAC:** Saw action on both defense and special teams...**(10/10) vs. Chi.:** Started and finished with five tackles (two)...**(10/17) at Den.:** Recorded four tackles (one) and one sack.

QUINTON JEFFERSON'S NFL REGULAR SEASON DEFENSIVE STATISTICS

				TACKLES								INTERCEPTIONS						O. FUMB				ST					MISC	
DATE	TEAM	GP	GS	TK	S	A	TFL	YDS	SK	YDS	QBH	NO	YDS	LG	TD	PD	FF	FR	TD	YDS	TK	S	A	FF	FR	S	A	
2016	Seahawks	3	0	1	0	1	0	0	0.0	0.0	0	0	0	0	0	0	0	0	0	0	0	0	0	0	0	0	0	
2017	Rams	0	0	0	0	0	0	0	0.0	0.0	0	0	0	0	0	0	0	0	0	0	0	0	0	0	0	0	0	
Went from L.A. Rams to Seattle.																												
2017	Seahawks	6	0	7	6	1	1	8	1.0	8.0	4	0	0	0	0	0	0	0	0	0	0	0	0	0	0	0	0	
2017	TOTAL	6	0	7	6	1	1	8	1.0	8.0	4	0	0	0	0	0	0	0	0	0	0	0	0	0	0	0	0	
2018	Seahawks	16	12	25	15	10	5	24	3.0	24.0	15	0	0	0	0	2	0	1	0	0	0	0	0	0	0	0	0	
2019	Seahawks	14	10	26	14	12	4	23	3.5	24.0	10	0	0	0	0	3	0	1	0	20	0	0	0	0	0	0	0	
2020	Bills	16	3	23	14	9	3	17	3.0	24.0	6	0	0	0	0	1	1	1	0	0	0	0	0	0	0	0	0	
2021	Raiders	6	6	19	6	13	1	5	2.0	12.5	6	0	0	0	0	0	1	0	0	0	0	0	0	0	0	0	0	
NFL TOTALS		61	31	101	55	46	14	77	12.5	92.5	41	0	0	0	0	6	2	3	0	20	0	0	0	0	0	0	0	

QUINTON JEFFERSON'S 2021 GXG REGULAR-SEASON STATISTICS (RAIDERS)

			TACKLES								INTERCEPTIONS					O. FUMB				ST					MISC			
DATE	OPPONENT	P/S	TK	S	A	SK	YDS	TFL	YDS	QBH	NO	YDS	LG	TD	PD	FF	FR	TD	YDS	TK	S	A	FF	FR	S	A	W/L	SCORE
09/13	Ravens	S	5	1	4	0.0	0.0	0	0	0	0	0	0	0	0	1	0	0	0	0	0	0	0	0	0	0	W	33-27+
09/19	at Steelers	S	1	1	0	0.0	0.0	0	0	2	0	0	0	0	0	0	0	0	0	0	0	0	0	0	0	0	W	26-17
09/26	Dolphins	S	4	2	2	1.0	5.0	1	5	1	0	0	0	0	0	0	0	0	0	0	0	0	0	0	0	0	W	31-28+
10/04	at Chargers	S	0	0	0	0.0	0.0	0	0	1	0	0	0	0	0	0	0	0	0	0	0	0	0	0	0	0	L	14-28
10/10	Bears	S	5	1	4	0.0	0.0	0	0	0	0	0	0	0	0	0	0	0	0	0	0	0	0	0	0	0	L	9-20
10/17	at Broncos	S	4	1	3	1.0	7.5	0	0	2	0	0	0	0	0	0	0	0	0	0	0	0	0	0	0	0	W	34-24
2021 TOTALS		6-6	19	6	13	2.0	12.5	1	5	6	0	0	0	0	0	1	0	0	0	0	0	0	0	0	0	0	4-2	

+ - Overtime



ZAY JONES

7

POSITION: WR

HT/WT: 6-2/200

ACQUIRED: TR -'19 (BUF.)

BORN: 03/30/95

RAIDERS SEASON: 3

NFL SEASON: 5

COLLEGE: East Carolina

HOMETOWN: Austin, Texas

2021: (9/13) vs. Bal.: Recorded the game-winning TD in OT on a 31-yard pass from QB Derek Carr...Finished with two receptions for 46 yards...(9/19) at Pit.: Appeared on offense and special teams in the win...(9/26) vs. Mia.: Saw action on both offense and special teams, downing a punt at Miami's 1-yard line to set up a safety on the next play...(10/4) at LAC: Appeared on both offense and special teams...(10/10) vs. Chi.: Recorded one reception for six yards...(10/17) at Den.: Appeared on both offense and special teams.

ZAY JONES' NFL REGULAR SEASON RUSHING/RECEIVING STATISTICS

DATE	TEAM	GP	GS	RECEIVING				RUSHING				TD
				NO.	YDS.	AVG.	LG	NO.	YDS.	AVG.	LG	
2017	Bills	15	10	27	316	11.7	33	0	0	0.0	0	0
2018	Bills	16	15	56	652	11.6	57	1	0	0.0	0	0
2019	Bills	5	2	7	69	9.9	23	0	0	0.0	0	0
Went from Buffalo to Oakland.												
2019	Raiders	10	7	20	147	7.4	16	1	3	3.0	3	0
2019	TOTAL	15	9	27	216	8.0	23	1	3	3.0	3	0
2020	Raiders	16	2	14	154	11.0	37	0	0	0.0	0	0
2021	Raiders	6	0	5	72	14.4	31t	0	0	0.0	0	0
NFL TOTALS		68	36	129	1,410	10.9	57	2	3	1.5	3	0

ZAY JONES' 2021 GXG REGULAR-SEASON STATISTICS (RAIDERS)

DATE	OPPONENT	P/S	RECEIVING				RUSHING				W/L	SCORE
			NO.	YDS.	AVG.	LG	TD	NO.	YDS.	AVG.	LG	
09/13	Ravens	P	2	46	23.0	31t	1	0	0	0.0	0	W 33-27+
09/19	at Steelers	P	0	0	0.0	0	0	0	0	0.0	0	W 26-17
09/26	Dolphins	P	1	15	15.0	15	0	0	0	0.0	0	W 31-28+
10/04	at Chargers	P	1	5	5.0	5	0	0	0	0.0	0	L 14-28
10/10	Bears	P	1	6	6.0	6	0	0	0	0.0	0	L 9-20
10/17	at Broncos	P	0	0	0.0	0	0	0	0	0.0	0	W 34-24
2021 TOTALS		6-0	5	72	14.4	31T	1	0	0	0.0	0	4-2

+ - Overtime



MALCOLM KOONCE

51

POSITION: DE

HT/WT: 6-2/249

ACQUIRED: D3A - '21

BORN: 06/06/98

RAIDERS SEASON: R

NFL SEASON: R

COLLEGE: Buffalo

HOMETOWN: Peekskill, N.Y.

2021: (9/13) vs. Bal.: Inactive...(9/19) at Pit.: Did not play...(9/26) vs. Mia.: Inactive...(10/4) at LAC: Inactive...(10/10) vs. Chi.: Inactive...(10/17) at Den.: Inactive.

MALCOLM KOONCE'S NFL REGULAR SEASON DEFENSIVE STATISTICS

				TACKLES								INTERCEPTIONS						O. FUMB				ST					MISC	
DATE	TEAM	GP	GS	TK	S	A	TFL	YDS	SK	YDS	QBH	NO	YDS	LG	TD	PD	FF	FR	TD	YDS	TK	S	A	FF	FR	S	A	
2021	Raiders	0	0	0	0	0	0	0	0.0	0.0	0	0	0	0	0	0	0	0	0	0	0	0	0	0	0	0	0	
NFL TOTALS		0	0	0	0	0	0	0	0.0	0.0	0	0	0	0	0	0	0	0	0	0	0	0	0	0	0	0	0	

MALCOLM KOONCE'S 2021 GXG REGULAR-SEASON STATISTICS (RAIDERS)

DATE	OPPONENT	P/S	TACKLES								INTERCEPTIONS					O. FUMB				ST					MISC		W/L	SCORE		
			TK	S	A	SK	YDS	TFL	YDS	QBH	NO	YDS	LG	TD	PD	FF	FR	TD	YDS	TK	S	A	FF	FR	S	A				
09/13	Ravens									ON INACTIVE LIST																			W	33-27+
09/19	at Steelers									DID NOT PLAY (NON-INJURY)																			W	26-17
09/26	Dolphins									ON INACTIVE LIST																			W	31-28+
10/04	at Chargers									ON INACTIVE LIST																			L	14-28
10/10	Bears									ON INACTIVE LIST																			L	9-20
10/17	at Broncos									ON INACTIVE LIST																			W	34-24
2021 TOTALS			0	0	0	0.0	0.0	0	0	0	0	0	0	0	0	0	0	0	0	0	0	0	0	0	0	0	4-2			

+ - Overtime



NICK KWIATKOSKI

44

POSITION: LB

HT/WT: 6-2/242

ACQUIRED: UFA-'20 (CHI.)

BORN: 05/26/93

RAIDERS SEASON: 2

NFL SEASON: 6

COLLEGE: West Virginia

HOMETOWN: Bethel Park, Pa.

2021: (9/13) vs. Bal.: Recorded three tackles on defense, while adding two stops on special teams...(9/19) **at Pit.:** Inactive...(9/26) **vs. Mia.:** Returned to action in a reserve role on defense, recording one tackle...Also saw extensive action on special teams...(10/4) **at LAC:** Recorded two stops on defense, while also seeing action on special teams...(10/10) **vs. Chi.:** Finished with five tackles (four) on defense, while adding two stops on special teams...(10/17) **at Den.:** Recorded one tackle in the win.

NICK KWIATKOSKI'S NFL REGULAR SEASON DEFENSIVE STATISTICS

				TACKLES								INTERCEPTIONS					O. FUMB				ST					MISC	
DATE	TEAM	GP	GS	TK	S	A	TFL	YDS	SK	YDS	QBH	NO	YDS	LG	TD	PD	FF	FR	TD	YDS	TK	S	A	FF	FR	S	A
2016	Bears	14	7	42	32	10	3	3	1.0	0.0	1	0	0	0	0	2	0	0	0	0	2	2	0	1	0	0	0
2017	Bears	11	6	45	34	11	2	19	2.0	16.0	3	0	0	0	0	2	1	0	0	0	4	3	1	0	0	0	0
2018	Bears	16	1	10	8	2	0	0	0.0	0.0	1	0	0	0	0	0	0	0	0	0	5	4	1	1	0	0	0
2019	Bears	16	8	68	50	18	8	41	3.0	24.0	3	1	4	4	0	4	1	0	0	0	8	6	2	0	0	0	0
2020	Raiders	12	12	81	53	28	3	11	1.0	6.0	2	1	9	9	0	4	1	0	0	0	0	0	0	0	0	0	0
2021	Raiders	5	0	12	9	3	1	1	0.0	0.0	0	0	0	0	0	0	0	0	0	0	5	1	4	0	0	0	0
NFL TOTALS		74	34	258	186	72	17	75	7.0	46.0	10	2	13	9	0	12	3	0	0	0	24	16	8	2	0	0	0

NICK KWIATKOSKI'S 2021 GXG REGULAR-SEASON STATISTICS (RAIDERS)

			TACKLES							INTERCEPTIONS					O. FUMB				ST				MISC					
DATE	OPPONENT	P/S	TK	S	A	SK	YDS	TFL	YDS	QBH	NO	YDS	LG	TD	PD	FF	FR	TD	YDS	TK	S	A	FF	FR	S	A	W/L	SCORE
09/13	Ravens	P	3	3	0	0.0	0.0	1	1	0	0	0	0	0	0	0	0	0	0	2	0	2	0	0	0	0	W	33-27+
09/19	at Steelers		ON INACTIVE LIST																				W	26-17				
09/26	Dolphins	P	1	1	0	0.0	0.0	0	0	0	0	0	0	0	0	0	0	0	0	1	0	1	0	0	0	W	31-28+	
10/04	at Chargers	P	2	1	1	0.0	0.0	0	0	0	0	0	0	0	0	0	0	0	0	0	0	0	0	0	0	L	14-28	
10/10	Bears	P	5	4	1	0.0	0.0	0	0	0	0	0	0	0	0	0	0	0	0	2	1	1	0	0	0	L	9-20	
10/17	at Broncos	P	1	0	1	0.0	0.0	0	0	0	0	0	0	0	0	0	0	0	0	0	0	0	0	0	0	W	34-24	
2021 TOTALS		5-0	12	9	3	0.0	0.0	1	1	0	0	0	0	0	0	0	0	0	0	5	1	4	0	0	0	0	4-2	

+ - Overtime



ALEX LEATHERWOOD

70

POSITION: G/
HT/WT: 6-5/312
ACQUIRED: D1 - '21
BORN: 05/01/99

RAIDERS SEASON: R
NFL SEASON: R
COLLEGE: Alabama
HOMETOWN: Pensacola, Fla.

2021: (9/13) vs. Bal.: Made his NFL debut, starting at right tackle...Helped allow QB Derek Carr to record 435 passing yards, marking the third-most of his career...**(9/19) at Pit.:** Started at right tackle in the win, helping Carr complete 28-of-37 passes for 382 yards with two TDs for a passer rating of 126.2...Exited early due to injury...**(9/26) vs. Mia.:** Started at right tackle in the win...Helped pave the way for a season-high 497 yards of total offense, including 140 rushing yards...Allowed Carr to complete 26-of-43 passing for 386 yards, marking his third consecutive game with at least 325 passing yards...**(10/4) at LAC:** Started at right tackle in the contest, while also seeing action on special teams...**(10/10) vs. Chi.:** Started his first game at right guard, helping pave the way for RB Josh Jacobs' third rushing TD of the season...**(10/17) at Den.:** Started at right guard and helped Carr finish with 18-of-27 passing for 341 yards and two TDs for a passer rating of 134.4, marking the sixth-highest rating in his career.

ALEX LEATHERWOOD'S NFL REGULAR SEASON STATISTICS

DATE	TEAM	GP	GS
2021	Raiders	6	6
NFL TOTALS		6	6

ALEX LEATHERWOOD'S 2021 GXG REGULAR-SEASON STATISTICS (RAIDERS)

DATE	OPPONENT	P/S	W/L	SCORE
09/13	Ravens	S	W	33-27+
09/19	at Steelers	S	W	26-17
09/26	Dolphins	S	W	31-28+
10/04	at Chargers	S	L	14-28
10/10	Bears	S	L	9-20
10/17	at Broncos	S	W	34-24
2021 TOTALS		6-6	4-2	

+ - Overtime



DALLIN LEAVITT

32

POSITION: S
HT/WT: 5-10/195
ACQUIRED: FA-'18
BORN: 08/08/94
RAIDERS SEASON: 3
NFL SEASON: 3
COLLEGE: Utah State
HOMETOWN: Portland, Ore.

2021: (9/13) vs. Bal.: Appeared on both defense and special teams...Recorded one stop on special teams...(9/19) at Pit.: Recorded two tackles (one solo) on defense, adding one pass defended...Saw action on special teams, totaling two stops...(9/26) vs. Mia.: Inactive...(10/4) at LAC: Appeared on special teams, while seeing limited action on defense...(10/10) vs. Chi.: Saw extensive action on specials, recording two stops for the unit...(10/17) at Den.: Finished with one tackle on defense...Added three stops on special teams.

DALLIN LEAVITT'S NFL REGULAR SEASON DEFENSIVE STATISTICS

				TACKLES								INTERCEPTIONS						O. FUMB				ST					MISC	
DATE	TEAM	GP	GS	TK	S	A	TFL	YDS	SK	YDS	QBH	NO	YDS	LG	TD	PD	FF	FR	TD	YDS	TK	S	A	FF	FR	S	A	
2018	Raiders	2	0	0	0	0	0	0	0.0	0.0	0	0	0	0	0	0	0	0	0	0	1	0	1	0	0	0	0	
2019	Raiders	15	0	2	2	0	0	0	0.0	0.0	0	0	0	0	0	0	0	0	0	0	8	4	4	0	0	0	0	
2020	Raiders	9	0	7	2	5	0	0	0.0	0.0	0	0	0	0	0	2	0	0	0	0	3	2	1	0	0	0	0	
2021	Raiders	5	0	3	1	2	0	0	0.0	0.0	0	0	0	0	0	1	0	0	0	0	8	3	5	0	0	0	0	
NFL TOTALS		31	0	12	5	7	0	0	0.0	0.0	0	0	0	0	0	3	0	0	0	0	20	9	11	0	0	0	0	

DALLIN LEAVITT'S 2021 GXG REGULAR-SEASON STATISTICS (RAIDERS)

DANTE HAVENS 2021 FOX FOOTBALL SEASON STATISTICS (RANKED)																														
DATE	OPPONENT	P/S	TACKLES							INTERCEPTIONS					O. FUMB				ST					MISC		W/L	SCORE			
			TK	S	A	SK	YDS	TFL	YDS	QBH	NO	YDS	LG	TD	PD	FF	FR	TD	YDS	TK	S	A	FF	FR	S			A		
09/13	Ravens	P	0	0	0	0.0	0.0	0	0	0	0	0	0	0	0	0	0	0	0	1	0	1	0	0	0	0	W	33-27+		
09/19	at Steelers	P	2	1	1	0.0	0.0	0	0	0	0	0	0	1	0	0	0	0	2	0	2	0	0	0	0	W	26-17			
09/26	Dolphins		ON INACTIVE LIST																										W	31-28+
10/04	at Chargers	P	0	0	0	0.0	0.0	0	0	0	0	0	0	0	0	0	0	0	0	0	0	0	0	0	0	L	14-28			
10/10	Bears	P	0	0	0	0.0	0.0	0	0	0	0	0	0	0	0	0	0	0	2	1	1	0	0	0	0	L	9-20			
10/17	at Broncos	P	1	0	1	0.0	0.0	0	0	0	0	0	0	0	0	0	0	0	3	2	1	0	0	0	0	W	34-24			
2021 TOTALS		5-0	3	1	2	0.0	0.0	0	0	0	0	0	0	1	0	0	0	0	8	3	5	0	0	0	0	4-2				

+ - Overtime



CORY LITTLETON

42

POSITION: LB
HT/WT: 6-3/228
ACQUIRED: UFA-'20 (LAR)
BORN: 11/18/93
RAIDERS SEASON: 2
NFL SEASON: 6
COLLEGE: Washington
HOMETOWN: Spring Valley, Calif.

2021: (9/13) vs. Bal.: Started in the season opener, tying for the team lead with 10 tackles (five solo)...**(9/19) at Pit.:** Started in the win, recording five tackles (three)...**(9/26) vs. Mia.:** Finished second on the team with 10 tackles (seven) in the win...**(10/4) at LAC:** Started and tied for the team lead with 12 tackles (eight)...Added one stop on special teams...**(10/10) vs. Chi.:** Finished tied for third on the team with six tackles (one)...**(10/17) at Den.:** Tied a game-high 11 tackles (seven)...Added one pass defended and split a sack.

CORY LITTLETON'S NFL REGULAR SEASON DEFENSIVE STATISTICS

				TACKLES								INTERCEPTIONS						O. FUMB				ST					MISC	
DATE	TEAM	GP	GS	TK	S	A	TFL	YDS	SK	YDS	QBH	NO	YDS	LG	TD	PD	FF	FR	TD	YDS	TK	S	A	FF	FR	S	A	
2016	Rams	16	1	10	5	5	0	0	0.0	0.0	0	0	0	0	0	0	0	0	0	0	10	10	0	0	0	0	0	
2017	Rams	16	4	31	19	12	2	7	1.0	6.0	3	1	2	2	0	4	1	0	0	0	5	4	1	0	0	0	0	
2018	Rams	16	16	125	90	35	9	50	4.0	43.0	4	3	48	22	1	13	0	0	0	0	0	0	0	0	0	0	0	
2019	Rams	16	16	134	78	56	6	42	3.5	25.0	5	2	32	26	0	9	2	4	0	16	0	0	0	0	0	0	0	
2020	Raiders	14	14	79	54	25	4	2	0.0	0.0	0	0	0	0	0	0	0	0	0	0	3	2	1	0	0	0	0	
2021	Raiders	6	6	53	31	22	0	0	0.5	0.5	1	0	0	0	0	2	0	0	0	0	2	1	1	0	0	0	0	
NFL TOTALS		84	57	432	277	155	21	101	9.0	74.5	13	6	82	26	1	28	3	4	0	16	20	17	3	0	0	0	0	

CORY LITTLETON'S 2021 GXG REGULAR-SEASON STATISTICS (RAIDERS)

			TACKLES								INTERCEPTIONS					O. FUMB				ST					MISC		W/L	SCORE
DATE	OPPONENT	P/S	TK	S	A	SK	YDS	TFL	YDS	QBH	NO	YDS	LG	TD	PD	FF	FR	TD	YDS	TK	S	A	FF	FR	S	A		
09/13	Ravens	S	10	4	6	0.0	0.0	0	0	0	0	0	0	0	0	0	0	0	0	0	0	0	0	0	0	0	W	33-27+
09/19	at Steelers	S	4	2	2	0.0	0.0	0	0	0	0	0	0	0	0	0	0	0	0	0	0	0	0	0	0	0	W	26-17
09/26	Dolphins	S	10	7	3	0.0	0.0	0	0	0	0	0	0	0	1	0	0	0	0	0	0	0	0	0	0	0	W	31-28+
10/04	at Chargers	S	12	8	4	0.0	0.0	0	0	0	0	0	0	0	0	0	0	0	0	0	2	1	1	0	0	0	L	14-28
10/10	Bears	S	6	3	3	0.0	0.0	0	0	0	0	0	0	0	0	0	0	0	0	0	0	0	0	0	0	0	L	9-20
10/17	at Broncos	S	11	7	4	0.5	0.5	0	0	1	0	0	0	0	1	0	0	0	0	0	0	0	0	0	0	0	W	34-24
2021 TOTALS		6-6	53	31	22	0.5	0.5	0	0	1	0	0	0	0	2	0	0	0	0	0	2	1	1	0	0	0	0	4-2

+ - Overtime



MARCUS MARIOTA

8

POSITION: QB

HT/WT: 6-4/222

ACQUIRED: UFA-'20 (TEN.)

BORN: 10/30/93

RAIDERS SEASON: 2

NFL SEASON: 7

COLLEGE: Oregon

HOMETOWN: Honolulu, Hawaii

2021: (9/13) vs. Bal.: Appeared in one snap, carrying the ball for 31 yards...(10/17) at Den.: Did not play.

MARCUS MARIOTA'S NFL REGULAR SEASON PASSING STATISTICS

DATE	TEAM	GP	GS	ATT.	CMP.	PCT.	YDS	AVG.	TD	INT.	LG	SK	LST	RATE
2015	Titans	12	12	370	230	62.2	2,818	7.6	19	10	61t	38	258	91.5
2016	Titans	15	15	451	276	61.2	3,426	7.6	26	9	60	23	156	95.6
2017	Titans	15	15	453	281	62.0	3,232	7.1	13	15	75t	27	173	79.3
2018	Titans	14	13	331	228	68.9	2,528	7.6	11	8	61t	42	243	92.3
2019	Titans	7	6	160	95	59.4	1,203	7.5	7	2	75t	25	162	92.3
2020	Raiders	1	0	28	17	60.7	226	8.1	1	1	35t	0	0	83.3
2021	Raiders	1	0	0	0	0.0	0	0.0	0	0	0	0	0	0.0
TOTALS		65	61	1,793	1,127	62.9	13,433	7.5	77	45	75T	155	992	89.5

MARCUS MARIOTA'S NFL REGULAR SEASON RUSHING STATISTICS

DATE	TEAM	NO	YD	AVG.	LG	TD
		.	S.			
2015	Titans	34	252	7.4	87t	2
2016	Titans	60	349	5.8	41	2
2017	Titans	60	312	5.2	34t	5
2018	Titans	64	357	5.6	27	2
2019	Titans	24	129	5.4	15	0
2020	Raiders	9	88	9.8	26	1
2021	Raiders	1	31	31.0	31	0
TOTALS		252	1,518	6.0	87T	12

MARCUS MARIOTA'S NFL REGULAR SEASON PASSING/RUSHING STATISTICS

DATE	TEAM	GP	GS	PASSING											RUSHING				
				ATT.	CMP.	PCT.	YDS	AVG.	TD	INT.	LG	SK	LST	RATE	NO.	YDS.	AVG.	LG	TD
2015	Titans	12	12	370	230	62.2	2,818	7.6	19	10	61t	38	258	91.5	34	252	7.4	87t	2
2016	Titans	15	15	451	276	61.2	3,426	7.6	26	9	60	23	156	95.6	60	349	5.8	41	2
2017	Titans	15	15	453	281	62.0	3,232	7.1	13	15	75t	27	173	79.3	60	312	5.2	34t	5
2018	Titans	14	13	331	228	68.9	2,528	7.6	11	8	61t	42	243	92.3	64	357	5.6	27	2
2019	Titans	7	6	160	95	59.4	1,203	7.5	7	2	75t	25	162	92.3	24	129	5.4	15	0
2020	Raiders	1	0	28	17	60.7	226	8.1	1	1	35t	0	0	83.3	9	88	9.8	26	1
2021	Raiders	1	0	0	0	0.0	0	0.0	0	0	0	0	0	0.0	1	31	31.0	31	0
TOTALS		65	61	1,793	1,127	62.9	13,433	7.5	77	45	75T	155	992	89.5	252	1,518	6.0	87T	12

MARCUS MARIOTA'S 2021 GXG REGULAR-SEASON STATISTICS (RAIDERS)

DATE	OPPONENT	P/S	PASSING											RUSHING				W/L	SCORE
			ATT	CMP	YDS	PCT	Y/A	Y/C	TD	INT	LG	SK/YD	RATE	ATT	YDS	LG	TD		
09/13	Ravens	P	0	0	0	0.0	0.0	0.0	0	0	0	0/0	0.0	1	31	31	0	W	33-27+
09/19	at Steelers																	W	26-17
09/26	Dolphins																	W	31-28+
10/04	at Chargers																	L	14-28
10/10	Bears																	L	9-20
10/17	at Broncos																	W	34-24
2021 TOTALS		1-0	0	0	0	0.0	0.0	0.0	0	0	0	0/0	0.0	1	31	31	0	4-2	

+ - Overtime

300-YARD PASSING GAMES (8): REGULAR SEASON

DATE	TEAM	NO.	YDS.	AVG.	LG	TD
09/27/15	COLTS	27	367	13.6	35	2
11/08/15	at Saints	28	371	13.3	61t	4
11/06/16	at Chargers	27	313	11.6	48	3
10/16/17	COLTS	23	306	13.3	53t	1
11/16/17	at Steelers	22	306	13.9	75t	1
09/30/18	EAGLES	30	344	11.5	51	2
11/26/18	at Texans	22	303	13.8	61t	2
09/19/19	at Jaguars	23	304	13.2	47	0



NICK MARTIN

66

POSITION: C

HT/WT: 6-4/295

ACQUIRED: UFA-'21 (HOU.)

BORN: 04/29/93

RAIDERS SEASON: 1

NFL SEASON: 6

COLLEGE: Notre Dame

HOMETOWN: Indianapolis, Ind.

2021: (9/13) vs. Bal.: Appeared exclusively on special teams...(9/19) **at Pit.:** Saw action exclusively on special teams...(9/26) **vs. Mia.:** Appeared exclusively on special teams...(10/4) **at LAC:** Saw limited action exclusively on special teams...(10/10) **vs. Chi.:** Appeared in a limited role on special teams...(10/17) **at Den.:** Saw action on special teams.

NICK MARTIN'S NFL REGULAR SEASON STATISTICS

DATE	TEAM	GP	GS
2016	Texans	0	0
2017	Texans	14	14
2018	Texans	16	16
2019	Texans	16	16
2020	Texans	16	16
2021	Raiders	6	0
NFL TOTALS		68	62

NICK MARTIN'S 2021 GXG REGULAR-SEASON STATISTICS (RAIDERS)

DATE	OPPONENT	P/S	W/L	SCORE
09/13	Ravens	P	W	33-27+
09/19	at Steelers	P	W	26-17
09/26	Dolphins	P	W	31-28+
10/04	at Chargers	P	L	14-28
10/10	Bears	P	L	9-20
10/17	at Broncos	P	W	34-24
2021 TOTALS		6-0	4-2	

+ - Overtime



KOLTON MILLER

74

POSITION: T

HT/WT: 6-8/325

ACQUIRED: D1-'18

BORN: 09/10/95

RAIDERS SEASON: 4

NFL SEASON: 4

COLLEGE: UCLA

HOMETOWN: Roseville, Calif.

2021: (9/13) vs. Bal.: Started at left tackle in the win...Helped allow QB Derek Carr to record 435 passing yards, marking the third-most of his career...**(9/19) at Pit.:** Started at left tackle in the win, helping Carr complete 28-of-37 passes for 382 yards with two TDs for a passer rating of 126.2...**(9/26) vs. Mia.:** Started at left tackle in the win...Helped pave the way for a season-high 497 yards of total offense, including 140 rushing yards...Allowed Carr to complete 26-of-43 passing for 386 yards, marking his third consecutive game with at least 325 passing yards...**(10/4) at LAC:** Started at left tackle in the contest, while also seeing action on special teams...**(10/10) vs. Chi.:** Started at left tackle, helping pave the way for RB Josh Jacobs' third rushing TD of the season...**(10/17) at Den.:** Started at left tackle and helped Carr finish with 18-of-27 passing for 341 yards and two TDs for a passer rating of 134.4, marking the sixth-highest rating in his career.

KOLTON MILLER'S NFL REGULAR SEASON STATISTICS

DATE	TEAM	GP	GS
2018	Raiders	16	16
2019	Raiders	16	16
2020	Raiders	14	14
2021	Raiders	6	6
NFL TOTALS		52	52

KOLTON MILLER'S 2021 GXG REGULAR-SEASON STATISTICS (RAIDERS)

DATE	OPPONENT	P/S	W/L	SCORE
09/13	Ravens	S	W	33-27+
09/19	at Steelers	S	W	26-17
09/26	Dolphins	S	W	31-28+
10/04	at Chargers	S	L	14-28
10/10	Bears	S	L	9-20
10/17	at Broncos	S	W	34-24
2021 TOTALS		6-6	4-2	

+ - Overtime



TRE'VON MOEHRIG

25

POSITION: S

HT/WT: 6-1/202

ACQUIRED: D2 - '21

BORN: 06/16/99

RAIDERS SEASON: R

NFL SEASON: R

COLLEGE: TCU

HOMETOWN: Spring Branch, Texas

2021: (9/13) vs. Bal.: Made his NFL debut, starting and recording five tackles (two solo)...**(9/19) at Pit.:** Started in the win, playing every defensive snap and recording three tackles...**(9/26) vs. Mia.:** Appeared on both defense and special teams, recording one tackle...**(10/4) at LAC:** Started and recorded four tackles and one pass defended...**(10/10) vs. Chi.:** Finished with two tackles...**(10/17) at Den.:** Recorded his first career INT, picking off QB Teddy Bridgewater on third-and-10 with 7:04 remaining in the fourth quarter...Added three tackles (two) and two passes defended.

TRE'VON MOEHRIG'S NFL REGULAR SEASON DEFENSIVE STATISTICS

				TACKLES								INTERCEPTIONS						O. FUMB					ST					MISC	
DATE	TEAM	GP	GS	TK	S	A	TFL	YDS	SK	YDS	QBH	NO	YDS	LG	TD	PD	FF	FR	TD	YDS	TK	S	A	FF	FR	S	A		
2021	Raiders	6	6	18	12	6	0	0	0.0	0.0	0	1	35	35	0	3	0	0	0	0	1	1	0	0	0	0	0	0	
NFL TOTALS		6	6	18	12	6	0	0	0.0	0.0	0	1	35	35	0	3	0	0	0	0	1	1	0	0	0	0	0	0	

TRE'VON MOEHRIG'S 2021 GXG REGULAR-SEASON STATISTICS (RAIDERS)

DATE	OPPONENT	P/S	TACKLES							INTERCEPTIONS							O. FUMB					ST					MISC		W/L	SCORE
			TK	S	A	SK	YDS	TFL	YDS	QBH	NO	YDS	LG	TD	PD	FF	FR	TD	YDS	TK	S	A	FF	FR	S	A				
09/13	Ravens										DID NOT PLAY																		W	33-27+
09/19	at Steelers	S	3	3	0	0.0	0.0	0	0	0	0	0	0	0	0	0	0	0	0	0	0	0	0	0	0	0	0	0	W	26-17
09/26	Dolphins	S	1	1	0	0.0	0.0	0	0	0	0	0	0	0	0	0	0	0	0	0	0	0	0	0	0	0	0	0	W	31-28+
10/04	at Chargers	S	4	4	0	0.0	0.0	0	0	0	0	0	0	0	1	0	0	0	0	1	1	0	0	0	0	0	0	0	L	14-28
10/10	Bears	S	2	0	2	0.0	0.0	0	0	0	0	0	0	0	0	0	0	0	0	0	0	0	0	0	0	0	0	0	L	9-20
10/17	at Broncos	S	3	2	1	0.0	0.0	0	0	0	1	35	35	0	2	0	0	0	0	0	0	0	0	0	0	0	0	0	W	34-24
2021 TOTALS		5-5	13	10	3	0.0	0.0	0	0	0	1	35	35	0	3	0	0	0	0	1	1	0	0	0	0	0	0	4-2		

+ - Overtime



FOSTER MOREAU

87

POSITION: TE
HT/WT: 6-4/250
ACQUIRED: D4C-'19
BORN: 06/05/97

RAIDERS SEASON: 3
NFL SEASON: 3
COLLEGE: LSU
HOMETOWN: New Orleans, La.

2021: (9/13) vs. Bal.: Appeared on both offense and special teams in the win...**(9/19) at Pit.:** Recorded two receptions for 34 yards with one TD...**(9/26) vs. Mia.:** Started in the win, recording one catch for eight yards...Also made one stop on special teams...**(10/4) at LAC:** Appeared on both offense and special teams...**(10/10) vs. Chi.:** Saw action on both offense and special teams...**(10/17) at Den.:** Recorded on reception for 11 yards and appeared on special teams.

FOSTER MOREAU'S NFL REGULAR SEASON RUSHING/RECEIVING STATISTICS

DATE	TEAM	GP	GS	RECEIVING					RUSHING				
				NO.	YDS.	AVG.	LG	TD	NO.	YDS.	AVG.	LG	TD
2019	Raiders	13	7	21	174	8.3	23	5	0	0	0.0	0	0
2020	Raiders	16	2	7	140	20.0	47t	2	0	0	0.0	0	0
2021	Raiders	6	2	4	53	13.3	25	1	0	0	0.0	0	0
NFL TOTALS		35	11	32	367	11.5	47T	8	0	0	0.0	0	0


FOSTER MOREAU'S NFL REGULAR SEASON RETURN STATISTICS

KICKOFF RETURNS							PUNT RETURNS					
DATE	TEAM	RET.	YDS.	AVG.	LG	TD	NO.	FC	YDS.	AVG.	LG	TD
2019	Raiders	0	0	0.0	0	0	0	0	0	0.0	0	0
2020	Raiders	0	0	0.0	0	0	0	0	0	0.0	0	0
2021	Raiders	0	0	0.0	0	0	0	0	0	0.0	0	0
NFL TOTALS		0	0	0.0	0	0	0	0	0	0.0	0	0

FOSTER MOREAU'S 2021 GXG REGULAR-SEASON STATISTICS (RAIDERS)

DATE	OPPONENT	P/S	RECEIVING					RUSHING					W/L	SCORE
			NO.	YDS.	AVG.	LG	TD	NO.	YDS.	AVG.	LG	TD		
09/13	Ravens	P	0	0	0.0	0	0	0	0	0.0	0	0	W	33-27+
09/19	at Steelers	S	2	34	17.0	25	1	0	0	0.0	0	0	W	26-17
09/26	Dolphins	S	1	8	8.0	8	0	0	0	0.0	0	0	W	31-28+
10/04	at Chargers	P	0	0	0.0	0	0	0	0	0.0	0	0	L	14-28
10/10	Bears	P	0	0	0.0	0	0	0	0	0.0	0	0	L	9-20
10/17	at Broncos	P	1	11	11.0	11	0	0	0	0.0	0	0	W	34-24
2021 TOTALS		6-2	4	53	13.3	25	1	0	0	0.0	0	0	4-2	

+ - Overtime



CARL NASSIB

94

POSITION: DE

HT/WT: 6-7/275

ACQUIRED: UFA-'20 (TB)

BORN: 12/04/93

RAIDERS SEASON: 2

NFL SEASON: 6

COLLEGE: Penn State

HOMETOWN: West Chester, Pa.

2021: (9/13) vs. Bal.: Finished with three tackles, one sack and one forced fumble in the season opener...His forced fumble in OT led to the game-winning TD on the next drive...**(9/19) at Pit.:** Recorded one tackle in the win...**(9/26) vs. Mia.:** Combined with DT Solomon Thomas to take down QB Jacoby Brissett for a loss of 6.5 yards...Finished with four stops on defense...**(10/4) at LAC:** Recorded one tackle for loss...**(10/10) vs. Chi.:** Appeared on both defense and special teams...**(10/17) at Den.:** Recorded one tackle on defense and also appeared on special teams.

CARL NASSIB'S NFL REGULAR SEASON DEFENSIVE STATISTICS

				TACKLES								INTERCEPTIONS						O. FUMB				ST					MISC	
DATE	TEAM	GP	GS	TK	S	A	TFL	YDS	SK	YDS	QBH	NO	YDS	LG	TD	PD	FF	FR	TD	YDS	TK	S	A	FF	FR	S	A	
2016	Browns	14	3	20	15	5	2	10	2.5	14.0	7	0	0	0	0	4	0	0	0	0	0	0	0	0	0	0	0	
2017	Browns	16	12	32	19	13	9	28	3.0	14.0	8	0	0	0	0	5	0	0	0	0	0	0	0	0	0	0	0	
2018	Browns	0	0	0	0	0	0	0	0.0	0.0	0	0	0	0	0	0	0	0	0	0	0	0	0	0	0	0	0	
Went from Cleveland to Tampa Bay.																												
2018	Buccaneers	15	9	29	22	7	12	60	6.5	46.0	14	0	0	0	0	2	2	0	0	0	0	0	0	0	0	0	0	
2018	TOTAL	15	9	29	22	7	12	60	6.5	46.0	14	0	0	0	0	2	2	0	0	0	0	0	0	0	0	0	0	
2019	Buccaneers	14	8	34	24	10	8	27	6.0	25.0	11	0	0	0	0	0	1	1	0	0	0	0	0	0	0	0	0	
2020	Raiders	14	5	28	17	11	5	25	2.5	21.0	9	1	23	23	0	5	0	0	0	0	0	0	0	0	0	0	0	
2021	Raiders	6	0	10	7	3	1	3	1.5	12.5	2	0	0	0	0	0	1	0	0	0	0	0	0	0	0	0	0	
NFL TOTALS		79	37	153	104	49	37	153	22.0	132.5	51	1	23	23	0	16	4	1	0	0	0	0	0	0	0	0	0	

CARL NASSIB'S 2021 GXG REGULAR-SEASON STATISTICS (RAIDERS)

			TACKLES								INTERCEPTIONS					O. FUMB				ST					MISC				
DATE	OPPONENT	P/S	TK	S	A	SK	YDS	TFL	YDS	QBH	NO	YDS	LG	TD	PD	FF	FR	TD	YDS	TK	S	A	FF	FR	S	A	W/L	SCORE	
09/13	Ravens	P	3	3	0	1.0	6.0	0	0	1	0	0	0	0	0	1	0	0	0	0	0	0	0	0	0	0	W	33-27+	
09/19	at Steelers	P	1	1	0	0.0	0.0	0	0	0	0	0	0	0	0	0	0	0	0	0	0	0	0	0	0	0	W	26-17	
09/26	Dolphins	P	4	1	3	0.5	6.5	0	0	1	0	0	0	0	0	0	0	0	0	0	0	0	0	0	0	0	W	31-28+	
10/04	at Chargers	P	1	1	0	0.0	0.0	1	3	0	0	0	0	0	0	0	0	0	0	0	0	0	0	0	0	0	L	14-28	
10/10	Bears	P	0	0	0	0.0	0.0	0	0	0	0	0	0	0	0	0	0	0	0	0	0	0	0	0	0	0	L	9-20	
10/17	at Broncos	P	1	1	0	0.0	0.0	0	0	0	0	0	0	0	0	0	0	0	0	0	0	0	0	0	0	0	W	34-24	
2021 TOTALS			6-0	10	7	3	1.5	12.5	1	3	2	0	0	0	0	0	1	0	0	0	0	0	0	0	0	0	0	4-2	

+ - Overtime



YANNICK NGAKOE

91

POSITION: DE
HT/WT: 6-2/246
ACQUIRED: UFA -'21 (BAL.)
BORN: 03/31/95
RAIDERS SEASON: 1
NFL SEASON: 6
COLLEGE: Maryland
HOMETOWN: Washington, D.C.

2021: (9/13) vs. Bal.: Started in his Raiders debut, recording four tackles (two solo) and one pass defended before exiting early due to injury...**(9/19) at Pit.:** Started in the win, appearing exclusively on defense...**(9/26) vs. Mia.:** Recorded one tackle in the overtime win...**(10/4) at LAC:** Started and recorded one tackle...**(10/10) vs. Chi.:** Finished with three tackles (three) and two sacks, marking his first multi-sack game of the season...**(10/17) at Den.:** Recorded one tackle.

YANNICK NGAKOE'S NFL REGULAR SEASON DEFENSIVE STATISTICS

				TACKLES								INTERCEPTIONS						O. FUMB				ST						MISC	
DATE	TEAM	GP	GS	TK	S	A	TFL	YDS	SK	YDS	QBH	NO	YDS	LG	TD	PD	FF	FR	TD	YDS	TK	S	A	FF	FR	S	A		
2016	Jaguars	16	15	23	20	3	6	37	8.0	45.0	14	1	9	9	0	2	4	0	0	0	0	0	0	0	0	0	0		
2017	Jaguars	16	16	30	24	6	10	54	12.0	85.0	23	0	0	0	0	0	6	2	1	67	0	0	0	0	0	0	0		
2018	Jaguars	16	16	28	25	3	13	69	9.5	62.5	33	0	0	0	0	1	0	0	0	0	0	0	0	0	0	0	0		
2019	Jaguars	15	15	41	36	5	13	71	8.0	56.0	15	1	23	23t	1	6	4	1	0	-2	0	0	0	0	0	0	0		
2020	Vikings	6	5	12	12	0	5	9	5.0	26.0	8	0	0	0	0	0	2	0	0	0	0	0	0	0	0	0	0		
Went from Minnesota to Baltimore.																													
2020	Ravens	9	3	11	11	0	2	8	3.0	17.0	3	0	0	0	0	1	2	0	0	0	0	0	0	0	0	0	0		
2020	TOTAL	15	8	23	23	0	7	17	8.0	43.0	11	0	0	0	0	1	4	0	0	0	0	0	0	0	0	0	0		
2021	Raiders	6	6	11	6	5	1	10	2.0	10.0	8	0	0	0	0	1	0	0	0	0	0	0	0	0	0	0	0		
NFL TOTALS		84	76	156	134	22	50	258	47.5	301.5	104	2	32	23T	1	11	18	3	1	65	0	0	0	0	0	0	0		

YANNICK NGAKOE'S 2021 GXG REGULAR-SEASON STATISTICS (RAIDERS)

TACKLING RECORD 09-20-2021 (ON KICKING SEASON) STATISTICS (LEADER)																												
DATE	OPPONENT	P/S	TACKLES								INTERCEPTIONS					O. FUMB				ST					MISC		W/L	SCORE
			TK	S	A	SK	YDS	TFL	YDS	QBH	NO	YDS	LG	TD	PD	FF	FR	TD	YDS	TK	S	A	FF	FR	S	A		
09/13	Ravens	S	5	2	3	0.0	0.0	0	0	1	0	0	0	0	1	0	0	0	0	0	0	0	0	0	0	W	33-27+	
09/19	at Steelers	S	0	0	0	0.0	0.0	0	0	0	0	0	0	0	0	0	0	0	0	0	0	0	0	0	W	26-17		
09/26	Dolphins	S	1	0	1	0.0	0.0	0	0	1	0	0	0	0	0	0	0	0	0	0	0	0	0	0	W	31-28+		
10/04	at Chargers	S	1	1	0	0.0	0.0	0	0	2	0	0	0	0	0	0	0	0	0	0	0	0	0	0	L	14-28		
10/10	Bears	S	3	3	0	2.0	10.0	1	10	2	0	0	0	0	0	0	0	0	0	0	0	0	0	0	L	9-20		
10/17	at Broncos	S	1	0	1	0.0	0.0	0	0	2	0	0	0	0	0	0	0	0	0	0	0	0	0	0	W	34-24		
2021 TOTALS		6-6	11	6	5	2.0	10.0	1	10	8	0	0	0	0	1	0	0	0	0	0	0	0	0	0	4-2			

+ - Overtime



KEISEAN NIXON

22

POSITION: CB
HT/WT: 5-10/200
ACQUIRED: FA-'19
BORN: 06/22/97

RAIDERS SEASON: 3
NFL SEASON: 3
COLLEGE: South Carolina
HOMETOWN: Compton, Calif.

2021: (10/10) vs. Chi.: Return to action, appearing exclusively on special teams...(10/17) **at Den.:** Appeared in a reserve role on defense and recorded one tackle...Also saw action on special teams.


KEISEAN NIXON'S NFL REGULAR SEASON DEFENSIVE STATISTICS

				TACKLES								INTERCEPTIONS						O. FUMB				ST					MISC	
DATE	TEAM	GP	GS	TK	S	A	TFL	YDS	SK	YDS	QBH	NO	YDS	LG	TD	PD	FF	FR	TD	YDS	TK	S	A	FF	FR	S	A	
2019	Raiders	14	0	3	3	0	0	0	0.0	0.0	0	0	0	0	0	1	0	0	0	0	9	9	0	0	0	0	0	
2020	Raiders	15	1	9	6	3	0	0	0.0	0.0	1	0	0	0	0	0	0	0	0	0	5	3	2	0	0	0	0	
2021	Raiders	2	0	1	0	1	0	0	0.0	0.0	0	0	0	0	0	0	0	0	0	0	0	0	0	0	0	0	0	
NFL TOTALS		31	1	13	9	4	0	0	0.0	0.0	1	0	0	0	0	1	0	0	0	0	14	12	2	0	0	0	0	

KEISEAN NIXON'S 2021 GXG REGULAR-SEASON STATISTICS (RAIDERS)

			TACKLES							INTERCEPTIONS					O. FUMB				ST				MISC						
DATE	OPPONENT	P/S	TK	S	A	SK	YDS	TFL	YDS	QBH	NO	YDS	LG	TD	PD	FF	FR	TD	YDS	TK	S	A	FF	FR	S	A	W/L	SCORE	
09/13	Ravens										INJURED RESERVE																	W	33-27+
09/19	at Steelers										INJURED RESERVE																	W	26-17
09/26	Dolphins										INJURED RESERVE																	W	31-28+
10/04	at Chargers										INJURED RESERVE																	L	14-28
10/10	Bears	P	0	0	0	0.0	0.0	0	0	0	0	0	0	0	0	0	0	0	0	0	0	0	0	0	0	0	L	9-20	
10/17	at Broncos	P	1	0	1	0.0	0.0	0	0	0	0	0	0	0	0	0	0	0	0	0	0	0	0	0	0	0	W	34-24	
2021 TOTALS		2-0	1	0	1	0.0	0.0	0	0	0	0	0	0	0	0	0	0	0	0	0	0	0	0	0	0	0	4-2		

+ - Overtime



BRANDON PARKER

75

POSITION: T

HT/WT: 6-8/320

ACQUIRED: D3A-'18

BORN: 10/21/95

RAIDERS SEASON: 4

NFL SEASON: 4

COLLEGE: North Carolina A&T

HOMETOWN: Kannapolis, N.C.

2021: (9/13) vs. Bal.: Appeared exclusively on special teams in the win...**(9/19) at Pit.:** Subbed in on the line due to injury, helping Carr complete 28-of-37 passes for 382 yards with two TDs for a passer rating of 126.2...**(9/26) vs. Mia.:** Appeared exclusively on special teams in the win...**(10/4) at LAC:** Saw action in a limited role on special teams...**(10/10) vs. Chi.:** Started his first game at right tackle, helping pave the way for RB Josh Jacobs' third rushing TD of the season...**(10/17) at Den.:** Started at right tackle, helping RB Kenyan Drake become the first Raiders player with a TD catch and a TD run in the same game since RB Darren McFadden did it in Buffalo on Sept. 18, 2011.


BRANDON PARKER'S NFL REGULAR SEASON STATISTICS

DATE	TEAM	GP	GS
2018	Raiders	15	12
2019	Raiders	11	3
2020	Raiders	11	4
2021	Raiders	6	2
NFL TOTALS		43	21

BRANDON PARKER'S 2021 GXG REGULAR-SEASON STATISTICS (RAIDERS)

DATE	OPPONENT	P/S	W/L	SCORE
09/13	Ravens	P	W	33-27+
09/19	at Steelers	P	W	26-17
09/26	Dolphins	P	W	31-28+
10/04	at Chargers	P	L	14-28
10/10	Bears	S	L	9-20
10/17	at Broncos	S	W	34-24
2021 TOTALS		6-2	4-2	

+ - Overtime



DENZEL PERRYMAN

52

POSITION: LB
HT/WT: 5-11/240
ACQUIRED: TR -'21
BORN: 05/12/92

RAIDERS SEASON: 1
NFL SEASON: 7
COLLEGE: Miami
HOMETOWN: Coral Gables, Fla.

2021: (9/13) vs. Bal.: Started in his Raiders debut, leading the team with 10 tackles (five solo) and recording one fumble recovery...**(9/19) at Pit.:** Led the team for the second consecutive week...Recorded 12 tackles (six) in the win...**(9/26) vs. Mia.:** Finished with a team- and career-high 14 tackles (10 solo), marking his third consecutive contest leading the team and with 10-plus tackles...**(10/4) at LAC:** Finished tied for the team lead with 12 tackles (eight), marking his fourth-straight game with at least 10 tackles...**(10/10) vs. Chi.:** Led the team for the fifth straight week with 12 stops (10)...**(10/17) at Den.:** Finished tied with a team-high 11 tackles (six solo) and added one fumble recovery...Became the only player in the NFL with 10-plus tackles in all six games this season...Ranks tied for the first in the NFL with 72 total tackles on the season...His 72 total tackles are the most by a Raiders player in franchise history through the first six games of a single-season...His 72 total tackles rank tied for fourth-most by a player in NFL history through a player's first six games of a single-season.

DENZEL PERRYMAN'S NFL REGULAR SEASON DEFENSIVE STATISTICS

DATE	TEAM	GP	GS	TACKLES								INTERCEPTIONS						O. FUMB				ST				MISC	
				TK	S	A	TFL	YDS	SK	YDS	QBH	NO	YDS	LG	TD	PD	FF	FR	TD	YDS	TK	S	A	FF	FR	S	A
2015	Chargers	14	9	67	58	9	8	35	2.0	23.0	3	0	0	0	0	0	1	0	0	0	6	6	0	0	0	0	0
2016	Chargers	12	11	71	55	16	8	25	2.0	8.0	2	1	1	1	0	2	0	0	0	0	1	1	0	0	0	0	0
2017	Chargers	7	6	37	25	12	1	1	0.0	0.0	0	0	0	0	0	0	0	1	0	0	0	0	0	0	0	0	0
2018	Chargers	9	9	51	30	21	1	0	0.0	0.0	1	1	16	16	0	2	0	0	0	0	0	0	0	0	0	0	0
2019	Chargers	14	10	68	51	17	5	7	0.0	0.0	0	1	0	0	0	1	1	0	0	0	0	0	0	0	0	0	0
2020	Chargers	13	6	48	25	23	3	12	1.0	9.0	2	0	0	0	0	1	1	0	0	0	0	0	0	0	0	0	0
2021	Raiders	6	6	72	45	27	1	0	0.0	0.0	1	0	0	0	0	0	0	2	0	2	0	0	0	0	0	0	0
NFL TOTALS		75	57	414	289	125	27	80	5.0	40.0	9	3	17	16	0	6	3	3	0	2	7	7	0	0	0	0	0

DENZEL PERRYMAN'S 2021 GXG REGULAR-SEASON STATISTICS (RAIDERS)

			TACKLES								INTERCEPTIONS					O. FUMB				ST					MISC				
DATE	OPPONENT	P/S	TK	S	A	SK	YDS	TFL	YDS	QBH	NO	YDS	LG	TD	PD	FF	FR	TD	YDS	TK	S	A	FF	FR	S	A	W/L	SCORE	
09/13	Ravens	S	10	5	5	0.0	0.0	0	0	0	0	0	0	0	0	0	1	0	1	0	0	0	0	0	0	0	W	33-27+	
09/19	at Steelers	S	12	6	6	0.0	0.0	0	0	0	0	0	0	0	0	0	0	0	0	0	0	0	0	0	0	0	W	26-17	
09/26	Dolphins	S	14	10	4	0.0	0.0	0	0	0	0	0	0	0	0	0	0	0	0	0	0	0	0	0	0	0	W	31-28+	
10/04	at Chargers	S	12	8	4	0.0	0.0	1	0	0	0	0	0	0	0	0	0	0	0	0	0	0	0	0	0	0	L	14-28	
10/10	Bears	S	13	10	3	0.0	0.0	0	0	1	0	0	0	0	0	0	0	0	0	0	0	0	0	0	0	0	L	9-20	
10/17	at Broncos	S	11	6	5	0.0	0.0	0	0	0	0	0	0	0	0	0	1	0	1	0	0	0	0	0	0	0	W	34-24	
2021 TOTALS		6-6	72	45	27	0.0	0.0	1	0	1	0	0	0	0	0	0	2	0	2	0	0	0	0	0	0	0	4-2		
+ - Overtime																													

+ - Overtime



NATHAN PETERMAN

3

POSITION: QB
HT/WT: 6-2/225
ACQUIRED: FA-'18
BORN: 04/05/94
RAIDERS SEASON: 3
NFL SEASON: 5
COLLEGE: Pittsburgh
HOMETOWN: Jacksonville, Fla.

2021: (9/13) vs. Bal.: Inactive...(9/19) at Pit.: Did not play...(9/26) vs. Mia.: Did not play...(10/4) at LAC: Did not play...(10/10) vs. Chi.: Appeared in a limited role...(10/17) at Den.: Inactive.

NATHAN PETERMAN'S NFL REGULAR SEASON PASSING STATISTICS

DATE	TEAM	GP	GS	ATT.	CMP.	PCT.	YDS	AVG.	TD	INT.	LG	SK	LST	RATE
2017	Bills	4	2	49	24	49.0	252	5.1	2	5	21	1	5	38.4
2018	Bills	4	2	81	44	54.3	296	3.7	1	7	26	7	34	30.7
2019	Raiders	0	0	0	0	0.0	0	0.0	0	0	0	0	0	0.0
2020	Raiders	1	0	5	3	60.0	25	5.0	0	0	12	2	16	72.9
2021	Raiders	1	0	0	0	0.0	0	0.0	0	0	0	0	0	0.0
TOTALS		10	4	135	71	52.6	573	4.2	3	12	26	10	55	34.0

NATHAN PETERMAN'S NFL REGULAR SEASON RUSHING STATISTICS

DATE	TEAM	NO	YD	AVG.	LG	TD
		.	S.			
2017	Bills	7	23	3.3	9	0
2018	Bills	10	50	5.0	24	1
2019	Raiders	0	0	0.0	0	0
2020	Raiders	1	9	9.0	9	0
2021	Raiders	2	2	1.0	1	0
TOTALS		20	84	4.2	24	1

NATHAN PETERMAN'S NFL REGULAR SEASON PASSING/RUSHING STATISTICS

				PASSING											RUSHING				
DATE	TEAM	GP	GS	ATT.	CMP.	PCT.	YDS	AVG.	TD	INT.	LG	SK	LST	RATE	NO.	YDS.	AVG.	LG	TD
2017	Bills	4	2	49	24	49.0	252	5.1	2	5	21	1	5	38.4	7	23	3.3	9	0
2018	Bills	4	2	81	44	54.3	296	3.7	1	7	26	7	34	30.7	10	50	5.0	24	1
2019	Raiders	0	0	0	0	0.0	0	0.0	0	0	0	0	0	0.0	0	0	0.0	0	0
2020	Raiders	1	0	5	3	60.0	25	5.0	0	0	12	2	16	72.9	1	9	9.0	9	0
2021	Raiders	1	0	0	0	0.0	0	0.0	0	0	0	0	0	0.0	2	2	1.0	1	0
TOTALS		10	4	135	71	52.6	573	4.2	3	12	26	10	55	34.0	20	84	4.2	24	1

NATHAN PETERMAN'S 2021 GXG REGULAR-SEASON STATISTICS (RAIDERS)

DATE	OPPONENT	P/S	PASSING											RUSHING				W/L	SCORE
			ATT	CMP	YDS	PCT	Y/A	Y/C	TD	INT	LG	SK/YD	RATE	ATT	YDS	LG	TD		
09/13	Ravens		ON INACTIVE LIST															W	33-27+
09/19	at Steelers		DID NOT PLAY (NON-INJURY)															W	26-17
09/26	Dolphins		DID NOT PLAY (NON-INJURY)															W	31-28+
10/04	at Chargers		DID NOT PLAY (NON-INJURY)															L	14-28
10/10	Bears	P	0	0	0	0.0	0.0	0.0	0	0	0	0/0	0.0	2	2	1	0	L	9-20
10/17	at Broncos		ON INACTIVE LIST															W	34-24
2021 TOTALS		1-0	0	0	0	0.0	0.0	0.0	0	0	0	0/0	0.0	2	2	1	0	4-2	

+ - Overtime



DARIUS PHILON

96

POSITION: DT
HT/WT: 6-1/286
ACQUIRED: FA-'21
BORN: 01/22/94

RAIDERS SEASON: 1
NFL SEASON: 5
COLLEGE: Arkansas
HOMETOWN: Mobile, Ala.

2021: (9/13) vs. Bal.: Made his Raiders debut, recording two tackles and one fumble recovery...**(9/19) at Pit.:** Saw action in a reserve role on defense...**(9/26) vs. Mia.:** Finished with four stops on defense...**(10/4) at LAC:** Recorded three tackles, including a career-high two sacks...**(10/10) vs. Chi.:** Finished with two tackles...**(10/17) at Den.:** Inactive.


DARIUS PHILON'S NFL REGULAR SEASON DEFENSIVE STATISTICS

				TACKLES								INTERCEPTIONS						O. FUMB				ST					MISC	
DATE	TEAM	GP	GS	TK	S	A	TFL	YDS	SK	YDS	QBH	NO	YDS	LG	TD	PD	FF	FR	TD	YDS	TK	S	A	FF	FR	S	A	
2015	Chargers	8	0	5	4	1	2	6	0.0	0.0	2	0	0	0	0	1	0	0	0	0	0	0	0	0	0	0	0	
2016	Chargers	14	2	11	7	4	0	0	1.0	0.0	2	0	0	0	0	0	0	0	0	0	0	0	0	0	0	0	0	
2017	Chargers	16	4	31	16	15	7	29	4.5	26.0	9	0	0	0	0	1	1	0	0	0	0	0	0	0	0	0	0	
2018	Chargers	16	13	33	19	14	7	22	4.0	17.5	9	0	0	0	0	0	1	0	0	0	0	0	0	0	0	0	0	
2021	Raiders	5	0	11	7	4	3	13	2.0	10.0	2	0	0	0	0	0	0	1	0	0	0	0	0	0	0	0	0	
NFL TOTALS		59	19	91	53	38	19	70	11.5	53.5	24	0	0	0	0	2	2	1	0	0	0	0	0	0	0	0	0	

DARIUS PHILON'S 2021 GXG REGULAR-SEASON STATISTICS (RAIDERS)

			TACKLES								INTERCEPTIONS					O. FUMB				ST					MISC								
DATE	OPPONENT	P/S	TK	S	A	SK	YDS	TFL	YDS	QBH	NO	YDS	LG	TD	PD	FF	FR	TD	YDS	TK	S	A	FF	FR	S	A	W/L	SCORE					
09/13	Ravens	P	2	1	1	0.0	0.0	1	3	0	0	0	0	0	0	0	1	0	0	0	0	0	0	0	0	0	W	33-27+					
09/19	at Steelers	P	0	0	0	0.0	0.0	0	0	0	0	0	0	0	0	0	0	0	0	0	0	0	0	0	0	0	W	26-17					
09/26	Dolphins	P	4	2	2	0.0	0.0	0	0	0	0	0	0	0	0	0	0	0	0	0	0	0	0	0	0	0	W	31-28+					
10/04	at Chargers	P	3	2	1	2.0	10.0	2	10	2	0	0	0	0	0	0	0	0	0	0	0	0	0	0	0	0	L	14-28					
10/10	Bears	P	2	2	0	0.0	0.0	0	0	0	0	0	0	0	0	0	0	0	0	0	0	0	0	0	0	0	L	9-20					
10/17	at Broncos		ON INACTIVE LIST																													W	34-24
2021 TOTALS		5-0	11	7	4	2.0	10.0	3	13	2	0	0	0	0	0	0	1	0	0	0	0	0	0	0	0	0	4-2						

+ - Overtime



HUNTER RENFROW

13

POSITION: WR
HT/WT: 5-10/185
ACQUIRED: D5-'19
BORN: 12/21/95

RAIDERS SEASON: 3
NFL SEASON: 3
COLLEGE: Clemson
HOMETOWN: Myrtle Beach, S.C.

2021: (9/13) vs. Bal.: Recorded six receptions for 70 yards in the season opener...**(9/19) at Pit.:** Finished with five receptions for 57 yards in the win...Also returned two punts for 26 yards...**(9/26) vs. Mia.:** Tied the team-high five receptions for 77 yards with one TD in the win...**(10/4) at LAC:** Led the team with six receptions for 45 yards with one TD...**(10/10) vs. Chi.:** Led the team with six receptions for 56 yards...**(10/17) at Den.:** Recorded three receptions for 36 yards and one punt return for five yards.

HUNTER RENFROW'S NFL REGULAR SEASON RUSHING/RECEIVING STATISTICS

DATE	TEAM	GP	GS	RECEIVING					RUSHING				
				NO.	YDS.	AVG.	LG	TD	NO.	YDS.	AVG.	LG	TD
2019	Raiders	13	4	49	605	12.3	65t	4	0	0	0.0	0	0
2020	Raiders	16	6	56	656	11.7	53	2	0	0	0.0	0	0
2021	Raiders	6	2	31	341	11.0	27	2	0	0	0.0	0	0
NFL TOTALS		35	12	136	1,602	11.8	65T	8	0	0	0.0	0	0

HUNTER RENFROW'S NFL REGULAR SEASON RETURN STATISTICS

KICKOFF RETURNS							PUNT RETURNS					
DATE	TEAM	RET.	YDS.	AVG.	LG	TD	NO.	FC	YDS.	AVG.	LG	TD
2019	Raiders	0	0	0.0	0	0	5	4	38	7.6	13	0
2020	Raiders	0	0	0.0	0	0	23	10	265	11.5	32	0
2021	Raiders	0	0	0.0	0	0	11	9	81	7.4	17	0
NFL TOTALS		0	0	0.0	0	0	39	23	384	9.8	32	0

100-YARD RECEIVING GAMES (2): REGULAR SEASON

DATE	TEAM	NO.	YDS.	AVG.	LG	TD
12/22/19	at Chargers	7	107	15.3	56t	1
12/29/19	at Broncos	6	102	17.0	39	1

HUNTER RENFROW'S 2021 GXG REGULAR-SEASON STATISTICS (RAIDERS)

DATE	OPPONENT	P/S	RECEIVING					RUSHING					W/L	SCORE
			NO.	YDS.	AVG.	LG	TD	NO.	YDS.	AVG.	LG	TD		
09/13	Ravens	P	6	70	11.7	27	0	0	0	0.0	0	0	W	33-27+
09/19	at Steelers	P	5	57	11.4	23	0	0	0	0.0	0	0	W	26-17
09/26	Dolphins	P	5	77	15.4	25	1	0	0	0.0	0	0	W	31-28+
10/04	at Chargers	S	6	45	7.5	12	1	0	0	0.0	0	0	L	14-28
10/10	Bears	S	6	56	9.3	17	0	0	0	0.0	0	0	L	9-20
10/17	at Broncos	P	3	36	12.0	25	0	0	0	0.0	0	0	W	34-24
2021 TOTALS		6-2	31	341	11.0	27	2	0	0	0.0	0	0	4-2	

+ - Overtime



JALEN RICHARD

30

POSITION: RB
HT/WT: 5-8/205
ACQUIRED: FA-'16
BORN: 10/15/93
RAIDERS SEASON: 6
NFL SEASON: 6
COLLEGE: Southern Mississippi
HOMETOWN: Alexandria, La.

2021: (10/10) vs. Chi.: Returned to action, appearing in a reserve role on offense...(10/17) at Den.: Hauled in one pass for three yards in a reserve role on offense.

JALEN RICHARD'S NFL REGULAR SEASON RUSHING/RECEIVING STATISTICS

DATE	TEAM	GP	GS	RUSHING					RECEIVING				
				NO.	YDS.	AVG.	LG	TD	NO.	YDS.	AVG.	LG	TD
2016	Raiders	16	0	83	491	5.9	75t	1	29	194	6.7	29	2
2017	Raiders	16	1	56	275	4.9	52t	1	27	256	9.5	39	1
2018	Raiders	16	1	55	259	4.7	30	1	68	607	8.9	32	0
2019	Raiders	16	0	39	145	3.7	13	0	36	323	9.0	33	0
2020	Raiders	13	0	22	123	5.6	20t	1	19	138	7.3	19	0
2021	Raiders	2	0	1	0	0.0	0	0	2	7	3.5	4	0
NFL TOTALS		79	2	256	1,293	5.1	75T	4	181	1,525	8.4	39	3

JALEN RICHARD'S NFL REGULAR SEASON RETURN STATISTICS

KICKOFF RETURNS							PUNT RETURNS					
DATE	TEAM	RET.	YDS.	AVG.	LG	TD	NO.	FC	YDS.	AVG.	LG	TD
2016	Raiders	17	402	23.6	50	0	34	5	306	9.0	47	0
2017	Raiders	8	90	11.3	17	0	26	13	155	6.0	19	0
2018	Raiders	0	0	0.0	0	0	2	2	3	1.5	3	0
2019	Raiders	9	188	20.9	29	0	6	5	21	3.5	12	0
2020	Raiders	10	240	24.0	44	0	0	0	0	0.0	0	0
2021	Raiders	0	0	0.0	0	0	0	0	0	0.0	0	0
NFL TOTALS		44	920	20.9	50	0	68	25	485	7.1	47	0

JALEN RICHARD'S 2021 GXG REGULAR-SEASON STATISTICS (RAIDERS)

DATE	OPPONENT	P/S	RUSHING					RECEIVING					W/L	SCORE
			NO.	YDS.	AVG.	LG	TD	NO.	YDS.	AVG.	LG	TD		
09/13	Ravens												W	33-27+
09/19	at Steelers												W	26-17
09/26	Dolphins												W	31-28+
10/04	at Chargers												L	14-28
10/10	Bears	P	0	0	0.0	0	0	1	4	4.0	4	0	L	9-20
10/17	at Broncos	P	1	0	0.0	0	0	1	3	3.0	3	0	W	34-24
2021 TOTALS			1	0	0.0	0	0	2	7	3.5	4	0	4-2	

+ - Overtime



AMIK ROBERTSON

21

POSITION: CB
HT/WT: 5-9/183
ACQUIRED: D4B-'20
BORN: 06/07/98
RAIDERS SEASON: 2
NFL SEASON: 2
COLLEGE: Louisiana Tech
HOMETOWN: Thibodaux, La.

2021: (9/13) vs. Bal.: Saw limited action on special teams...(9/19) at Pit.: Appeared in a reserve role on defense, while seeing extensive action and recording one stop on special teams...(9/26) vs. Mia.: Recorded one tackle in the overtime win...(10/4) at LAC: Registered a career-high seven tackles (six solo)...(10/10) vs. Chi.: Finished second on the team with seven tackles (five), tying his career best...(10/17) at Den.: Recorded three tackles (two).


AMIK ROBERTSON'S NFL REGULAR SEASON DEFENSIVE STATISTICS

DATE	TEAM	GP	GS	TACKLES							INTERCEPTIONS						O. FUMB				ST					MISC	
				TK	S	A	TFL	YDS	SK	YDS	QBH	NO	YDS	LG	TD	PD	FF	FR	TD	YDS	TK	S	A	FF	FR	S	A
2020	Raiders	9	0	4	3	1	0	0	0.0	0.0	0	0	0	0	0	0	0	0	0	0	0	0	0	0	0	0	0
2021	Raiders	6	2	18	14	4	0	0	0.0	0.0	0	0	0	0	0	0	0	0	0	0	1	0	1	0	0	0	0
NFL TOTALS		15	2	22	17	5	0	0	0.0	0.0	0	0	0	0	0	0	0	0	0	0	1	0	1	0	0	0	0

AMIK ROBERTSON'S 2021 GXG REGULAR-SEASON STATISTICS (RAIDERS)

DATE	OPPONENT	P/S	TACKLES							INTERCEPTIONS						O. FUMB				ST					MISC		W/L	SCORE
			TK	S	A	SK	YDS	TFL	YDS	QBH	NO	YDS	LG	TD	PD	FF	FR	TD	YDS	TK	S	A	FF	FR	S	A		
09/13	Ravens	P	0	0	0	0.0	0.0	0	0	0	0	0	0	0	0	0	0	0	0	0	0	0	0	0	0	0	W	33-27+
09/19	at Steelers	P	0	0	0	0.0	0.0	0	0	0	0	0	0	0	0	0	0	0	0	1	0	1	0	0	0	0	W	26-17
09/26	Dolphins	P	1	1	0	0.0	0.0	0	0	0	0	0	0	0	0	0	0	0	0	0	0	0	0	0	0	0	W	31-28+
10/04	at Chargers	P	7	6	1	0.0	0.0	0	0	0	0	0	0	0	0	0	0	0	0	0	0	0	0	0	0	0	L	14-28
10/10	Bears	S	7	5	2	0.0	0.0	0	0	0	0	0	0	0	0	0	0	0	0	0	0	0	0	0	0	0	L	9-20
10/17	at Broncos	S	3	2	1	0.0	0.0	0	0	0	0	0	0	0	0	0	0	0	0	0	0	0	0	0	0	0	W	34-24
2021 TOTALS		6-2	18	14	4	0.0	0.0	0	0	0	0	0	0	0	0	0	0	0	0	1	0	1	0	0	0	0	4-2	

+ - Overtime



HENRY RUGGS III

11

POSITION: WR

HT/WT: 6-0/190

ACQUIRED: D1A-'20

BORN: 01/24/99

RAIDERS SEASON: 2

NFL SEASON: 2

COLLEGE: Alabama

HOMETOWN: Montgomery, Ala.

2021: (9/13) vs. Bal.: Started in the season opener, recording two receptions for 46 yards with a 37-yard long...(9/19) **at Pit.:** Finished the contest with 113 yards on five receptions with a 61-yard long TD...(9/26) **vs. Mia.:** Started in the win, recording 78 yards on four receptions...(10/4) **at LAC:** Led the team with 60 yards on three receptions...(10/10) **vs. Chi.:** Finished with three receptions for 51 yards...(10/17) **at Den.:** Finished with a team-high 97 receiving yards on three receptions (32.3 avg.) with one TD...Recorded a 48-yard receiving TD on the Raiders opening drive, marking his second TD of the season, and tying his total from his rookie campaign in 2020...Recorded his fifth-straight game with at least 50 receiving yards on the season.

HENRY RUGGS III'S NFL REGULAR SEASON RUSHING/RECEIVING STATISTICS

DATE	TEAM	GP	GS	RECEIVING					RUSHING				
				NO.	YDS.	AVG.	LG	TD	NO.	YDS.	AVG.	LG	TD
2020	Raiders	13	12	26	452	17.4	72t	2	9	49	5.4	12	0
2021	Raiders	6	6	20	445	22.3	61t	2	2	9	4.5	7	0
NFL TOTALS		19	18	46	897	19.5	72T	4	11	58	5.3	12	0

HENRY RUGGS III'S NFL REGULAR SEASON RETURN STATISTICS

KICKOFF RETURNS							PUNT RETURNS					
DATE	TEAM	RET.	YDS.	AVG.	LG	TD	NO.	FC	YDS.	AVG.	LG	TD
2020	Raiders	7	141	20.1	32	0	0	0	0	0.0	0	0
2021	Raiders	4	70	17.5	22	0	0	0	0	0.0	0	0
NFL TOTALS		11	211	19.2	32	0	0	0	0	0.0	0	0


100-YARD RECEIVING GAMES (2): REGULAR SEASON

DATE	TEAM	NO.	YDS.	AVG.	LG	TD
10/11/20	at Chiefs	2	118	59.0	72t	1
09/19/21	at Steelers	5	113	22.6	61t	1

HENRY RUGGS III'S 2021 GXG REGULAR-SEASON STATISTICS (RAIDERS)

DATE	OPPONENT	P/S	RECEIVING					RUSHING					W/L	SCORE
			NO.	YDS.	AVG.	LG	TD	NO.	YDS.	AVG.	LG	TD		
09/13	Ravens	S	2	46	23.0	37	0	0	0	0.0	0	0	W	33-27+
09/19	at Steelers	S	5	113	22.6	61t	1	1	2	2.0	2	0	W	26-17
09/26	Dolphins	S	4	78	19.5	23	0	1	7	7.0	7	0	W	31-28+
10/04	at Chargers	S	3	60	20.0	51	0	0	0	0.0	0	0	L	14-28
10/10	Bears	S	3	51	17.0	29	0	0	0	0.0	0	0	L	9-20
10/17	at Broncos	S	3	97	32.3	48t	1	0	0	0.0	0	0	W	34-24
2021 TOTALS		6-6	20	445	22.3	61T	2	2	9	4.5	7	0	4-2	

+ - Overtime



TRENT SIEG

47

POSITION: LS
HT/WT: 6-3/240
ACQUIRED: FA-'18
BORN: 05/19/95

RAIDERS SEASON: 4
NFL SEASON: 4
COLLEGE: Colorado State
HOMETOWN: Eaton, Colo.

2021: (9/13) vs. Bal.: Snapped on six punts, two FG attempts and three PATs...(9/19) **at Pit.:** Snapped on four punts, four FG attempts and two PATs...(9/26) **vs. Mia.:** Snapped on four punts, three FG attempts and three PATs...(10/4) **at LAC:** Snapped on one FG attempt, five punts and two PATs...(10/10) **vs. Chi.:** Snapped on four punts and one FG attempt...(10/17) **at Den.:** Snapped on three FG attempts, four punts and four PATs.


TRENT SIEG'S NFL REGULAR SEASON STATISTICS

DATE	TEAM	GP
2018	Ravens	0
Went from Baltimore to Oakland .		
2018	Raiders	15
2018	TOTAL	15
2019	Raiders	16
2020	Raiders	16
2021	Raiders	6
NFL TOTALS		53

TRENT SIEG'S 2021 GXG REGULAR-SEASON STATISTICS (RAIDERS)

DATE	OPPONENT		W/L	SCORE
09/13	Ravens	P	W	33-27+
09/19	at Steelers	P	W	26-17
09/26	Dolphins	P	W	31-28+
10/04	at Chargers	P	L	14-28
10/10	Bears	P	L	9-20
10/17	at Broncos	P	W	34-24
2021 TOTALS		6	4-2	

+ - Overtime



JORDAN SIMMONS

60

POSITION: G

HT/WT: 6-4/339

ACQUIRED: FA-'21

BORN: 07/15/94

RAIDERS SEASON: 1

NFL SEASON: 4

COLLEGE: USC

HOMETOWN: Inglewood, Calif.

2021: (9/19) at Pit.: Inactive...(9/26) vs. Mia.: Did not play...(10/4) at LAC: Appeared in a limited role on offense...(10/10) vs. Chi.: Did not play...(10/17) at Den.: Did not play.

JORDAN SIMMONS' NFL REGULAR SEASON STATISTICS

DATE	TEAM	GP	GS
2017	Raiders	0	0
2018	Seahawks	6	3
Went from Seattle to Oakland.			
2018	Raiders	0	0
2018	TOTAL	6	3
2019	Seahawks	0	0
2020	Seahawks	14	6
2021	Seahawks	0	0
NFL TOTALS		20	9

JORDAN SIMMONS' 2021 GXG REGULAR-SEASON STATISTICS (SEAHAWKS)

DATE	OPPONENT	P/S	W/L	SCORE
09/12	at Colts		W	28-16
2021 TOTALS		0-0	1-0	



JOHN SIMPSON

76

POSITION: G

HT/WT: 6-4/330

ACQUIRED: D4A - '20

BORN: 08/19/97

RAIDERS SEASON: 2

NFL SEASON: 2

COLLEGE: Clemson

HOMETOWN: North Charleston, S.C.

2021: (9/13) vs. Bal.: Started at left guard in the season opener..Helped allow QB Derek Carr to record 435 passing yards, marking the third-most of his career...(9/19) **at Pit.:** Started at left guard in the win, helping Carr complete 28-of-37 passes for 382 yards with two TDs for a passer rating of 126.2...(9/26) **vs. Mia.:** Started at left guard in the win...Helped pave the way for a season-high 497 yards of total offense, including 140 rushing yards...Allowed Carr to complete 26-of-43 passing for 386 yards, marking his third consecutive game with at least 325 passing yards...(10/4) **at LAC:** Started at left guard in the contest, while also seeing action on special teams...(10/10) **vs. Chi.:** Started at left guard, helping pave the way for RB Josh Jacobs' third rushing TD of the season...(10/17) **at Den.:** Started at left guard, helping RB Kenyan Drake become the first Raiders player with a TD catch and a TD run in the same game since RB Darren McFadden did it in Buffalo on Sept. 18, 2011.

JOHN SIMPSON'S NFL REGULAR SEASON STATISTICS

DATE	TEAM	GP	GS
2020	Raiders	7	2
2021	Raiders	6	6
NFL TOTALS		13	8

JOHN SIMPSON'S 2021 GXG REGULAR-SEASON STATISTICS (RAIDERS)

DATE	OPPONENT	P/S	W/L	SCORE
09/13	Ravens	S	W	33-27+
09/19	at Steelers	S	W	26-17
09/26	Dolphins	S	W	31-28+
10/04	at Chargers	S	L	14-28
10/10	Bears	S	L	9-20
10/17	at Broncos	S	W	34-24
2021 TOTALS		6-6	4-2	

+ - Overtime



WILLIE SNEAD IV

17

POSITION: WR
HT/WT: 5-11/205
ACQUIRED: UFA-'21 (BAL.)
BORN: 10/17/92
RAIDERS SEASON: 1
NFL SEASON: 7
COLLEGE: Ball State
HOMETOWN: Muskegon Heights, Mich.

2021: (9/13) vs. Bal.: Made his Raiders debut, appearing on offense and special teams...**(9/19) at Pit.:** Recorded one reception for 14 yards in the win...**(9/26) vs. Mia.:** Saw limited action on both offense and special teams...**(10/4) at LAC:** Recorded one reception for 15 yards...**(10/10) vs. Chi.:** Recorded one reception for three yards...**(10/17) at Den.:** Appeared on offense and special teams.

WILLIE SNEAD IV'S NFL REGULAR SEASON RUSHING/RECEIVING STATISTICS

DATE	TEAM	GP	GS	RECEIVING					RUSHING				
				NO.	YDS.	AVG.	LG	TD	NO.	YDS.	AVG.	LG	TD
2015	Saints	15	8	69	984	14.3	63	3	0	0	0.0	0	0
2016	Saints	15	4	72	895	12.4	49	4	0	0	0.0	0	0
2017	Saints	11	7	8	92	11.5	26	0	0	0	0.0	0	0
2018	Ravens	16	10	62	651	10.5	28	1	1	13	13.0	13	0
2019	Ravens	16	11	31	339	10.9	50t	5	2	2	1.0	2	0
2020	Ravens	13	8	33	432	13.1	34	3	0	0	0.0	0	0
2021	Raiders	6	0	3	32	10.7	15	0	0	0	0.0	0	0
NFL TOTALS		92	48	278	3,425	12.3	63	16	3	15	5.0	13	0

WILLIE SNEAD IV'S NFL REGULAR SEASON RETURN STATISTICS

KICKOFF RETURNS							PUNT RETURNS					
DATE	TEAM	RET.	YDS.	AVG.	LG	TD	NO.	FC	YDS.	AVG.	LG	TD
2015	Saints	0	0	0.0	0	0	0	0	0	0.0	0	0
2016	Saints	0	0	0.0	0	0	0	0	0	0.0	0	0
2017	Saints	1	18	18.0	18	0	1	0	0	0.0	0	0
2018	Ravens	1	13	13.0	13	0	0	0	0	0.0	0	0
2019	Ravens	1	19	19.0	19	0	0	0	0	0.0	0	0
2020	Ravens	1	5	5.0	5	0	0	0	0	0.0	0	0
2021	Raiders	0	0	0.0	0	0	0	0	0	0.0	0	0
NFL TOTALS		4	55	13.8	19	0	1	0	0	0.0	0	0


100-YARD RECEIVING GAMES (4): REGULAR SEASON

DATE	TEAM	NO.	YDS.	AVG.	LG	TD
10/11/15	at Eagles	6	141	23.5	59	0
12/13/15	at Buccaneers	7	122	17.4	41	0
09/11/16	RAIDERS	9	172	19.1	49	1
11/01/20	STEELERS	5	106	21.2	34	0

WILLIE SNEAD IV'S 2021 GXG REGULAR-SEASON STATISTICS (RAIDERS)

DATE	OPPONENT	P/S	RECEIVING					RUSHING					W/L	SCORE
			NO.	YDS.	AVG.	LG	TD	NO.	YDS.	AVG.	LG	TD		
09/13	Ravens	P	0	0	0.0	0	0	0	0	0.0	0	0	W	33-27+
09/19	at Steelers	P	1	14	14.0	14	0	0	0	0.0	0	0	W	26-17
09/26	Dolphins	P	0	0	0.0	0	0	0	0	0.0	0	0	W	31-28+
10/04	at Chargers	P	1	15	15.0	15	0	0	0	0.0	0	0	L	14-28
10/10	Bears	P	1	3	3.0	3	0	0	0	0.0	0	0	L	9-20
10/17	at Broncos	P	0	0	0.0	0	0	0	0	0.0	0	0	W	34-24
2021 TOTALS		6-0	3	32	10.7	15	0	0	0	0.0	0	0	4-2	

+ - Overtime



DAMION SQUARE

97

POSITION: DT
HT/WT: 6-2/293
ACQUIRED: FA-'21
BORN: 02/06/89

RAIDERS SEASON: 1
NFL SEASON: 9
COLLEGE: Alabama
HOMETOWN: Houston, Texas

2021: (9/19) at Pit.: Inactive...(9/26) vs. Mia.: Inactive...(10/4) at LAC: Inactive...(10/10) vs. Chi.: Inactive...(10/17) at Den.: Saw action in his first contest with the Raiders and recorded two tackles and a half-sack.

DAMION SQUARE'S NFL REGULAR SEASON DEFENSIVE STATISTICS

				TACKLES								INTERCEPTIONS						O. FUMB				ST					MISC	
DATE	TEAM	GP	GS	TK	S	A	TFL	YDS	SK	YDS	QBH	NO	YDS	LG	TD	PD	FF	FR	TD	YDS	TK	S	A	FF	FR	S	A	
2013	Eagles	10	0	4	4	0	1	5	0.0	0.0	0	0	0	0	0	1	0	0	0	0	0	0	0	0	0	0	0	
2014	Chiefs	0	0	0	0	0	0	0	0.0	0.0	0	0	0	0	0	0	0	0	0	0	0	0	0	0	0	0	0	
Went from Kansas City to San Diego.																												
2014	Chargers	0	0	0	0	0	0	0	0.0	0.0	0	0	0	0	0	0	0	0	0	0	0	0	0	0	0	0	0	
2014	TOTAL	0	0	0	0	0	0	0	0.0	0.0	0	0	0	0	0	0	0	0	0	0	0	0	0	0	0	0	0	
2015	Chargers	6	1	6	5	1	0	0	0.0	0.0	2	0	0	0	0	0	0	1	0	0	0	0	0	0	0	0	0	
2016	Chargers	11	7	13	8	5	4	21	2.5	16.5	4	0	0	0	0	0	0	0	0	0	0	0	0	0	0	0	0	
2017	Chargers	16	0	19	13	6	1	8	0.0	0.0	1	0	0	0	0	3	0	1	0	0	0	0	0	0	0	0	0	
2018	Chargers	16	11	31	16	15	3	9	3.0	13.5	7	0	0	0	0	3	0	0	0	0	0	0	0	0	0	0	0	
2019	Chargers	16	4	27	15	12	1	1	0.0	0.0	1	0	0	0	0	2	0	0	0	0	0	0	0	0	0	0	0	
2020	Chargers	16	1	20	9	11	1	1	1.0	1.0	2	0	0	0	0	0	0	0	0	0	0	0	0	0	0	0	0	
2021	Saints	0	0	0	0	0	0	0	0.0	0.0	0	0	0	0	0	0	0	0	0	0	0	0	0	0	0	0	0	
Went from New Orleans to Chicago.																												
2021	Bears	0	0	0	0	0	0	0	0.0	0.0	0	0	0	0	0	0	0	0	0	0	0	0	0	0	0	0	0	
2021	TOTAL	0	0	0	0	0	0	0	0.0	0.0	0	0	0	0	0	0	0	0	0	0	0	0	0	0	0	0	0	
NFL TOTALS		91	24	120	70	50	11	45	6.5	31.0	17	0	0	0	0	9	0	2	0	0	0	0	0	0	0	0	0	

DAMION SQUARE'S 2021 GXG REGULAR-SEASON STATISTICS (SAINTS/BEARS)

DATE	OPPONENT	P/S	TACKLES								INTERCEPTIONS					O. FUMB				ST				MISC		W/L	SCORE		
			TK	S	A	SK	YDS	TFL	YDS	QBH	NO	YDS	LG	TD	PD	FF	FR	TD	YDS	TK	S	A	FF	FR	S			A	
09/12	Packers		DID NOT PLAY																									W	38-3
Went from Saints to Bears .																													
10/10	at Raiders		ON INACTIVE LIST																									W	20-9
2021 TOTALS			0	0	0	0.0	0.0	0	0	0	0	0	0	0	0	0	0	0	0	0	0	0	0	0	0	2-0			



RODERIC TEAMER

33

POSITION: S
HT/WT: 6-0/205
ACQUIRED: FA-'21
BORN: 12/05/97
RAIDERS SEASON: 1
NFL SEASON: 2
COLLEGE: Tulane
HOMETOWN: New Orleans, La.

2021: (9/13) vs. Bal.: Inactive...(9/19) at Pit.: Inactive...(9/26) vs. Mia.: Inactive...(10/4) at LAC: Made his season debut in a reserve role and recorded two tackles...(10/10) vs. Chi.: Recorded on tackle on defense and made two stops on special teams...(10/17) at Den.: Recorded two tackles.

RODERIC TEAMER'S NFL REGULAR SEASON DEFENSIVE STATISTICS

DATE	TEAM	GP	GS	TACKLES								INTERCEPTIONS						O. FUMB				ST				MISC	
				TK	S	A	TFL	YDS	SK	YDS	QBH	NO	YDS	LG	TD	PD	FF	FR	TD	YDS	TK	S	A	FF	FR	S	A
2019	Chargers	7	6	40	30	10	1	1	1.0	0.0	1	1	3	3	0	2	0	0	0	0	0	0	0	0	0	0	0
2021	Colts	0	0	0	0	0	0	0	0.0	0.0	0	0	0	0	0	0	0	0	0	0	0	0	0	0	0	0	0
NFL TOTALS		7	6	40	30	10	1	1	1.0	0.0	1	1	3	3	0	2	0	0	0	0	0	0	0	0	0	0	0

RODERIC TEAMER'S 2021 GXG REGULAR-SEASON STATISTICS (COLTS)

DATE	OPPONENT	P/S	TACKLES							INTERCEPTIONS					O. FUMB				ST				MISC		W/L	SCORE									
			TK	S	A	SK	YDS	TFL	YDS	QBH	NO	YDS	LG	TD	PD	FF	FR	TD	YDS	TK	S	A	FF	FR			S	A							
09/12	Seahawks									NOT ON ROSTER																								L	16-28
09/19	Rams									NOT ON ROSTER																								L	24-27
09/26	at Titans									NOT ON ROSTER																								L	16-25
10/03	at Dolphins									NOT ON ROSTER																								W	27-17
10/11	at Ravens									NOT ON ROSTER																								L	25-31+
10/17	Texans									NOT ON ROSTER																								W	31-3
2021 TOTALS			0	0	0	0.0	0.0	0	0	0	0	0	0	0	0	0	0	0	0	0	0	0	0	0	0	0	2-4								

+ - Overtime



SOLOMON THOMAS

92

POSITION: DT
HT/WT: 6-3/295
ACQUIRED: UFA -'21 (SF)
BORN: 08/26/95
RAIDERS SEASON: 1
NFL SEASON: 5
COLLEGE: Stanford
HOMETOWN: Coppell, Texas

2021: (9/13) vs. Bal.: Made his Raider debut, appearing exclusively on defense...(9/19) at Pit.: Recorded two tackles, one tackle for loss, two sacks and one pass defended in the win...His two sacks marked a single-game career high...(9/26) vs. Mia.: Combined with DE Carl Cassib to take down QB Jacoby Brissett for a loss of 6.5 yards...Finished with four stops on defense and one forced fumble...(10/4) at LAC: Totaled two tackles and one pass defended...(10/10) vs. Chi.: Saw action on both defense and special teams...(10/17) at Den.: Recorded one tackle and one forced fumble.

SOLOMON THOMAS' NFL REGULAR SEASON DEFENSIVE STATISTICS

				TACKLES								INTERCEPTIONS						O. FUMB				ST					MISC	
DATE	TEAM	GP	GS	TK	S	A	TFL	YDS	SK	YDS	QBH	NO	YDS	LG	TD	PD	FF	FR	TD	YDS	TK	S	A	FF	FR	S	A	
2017	49ers	14	12	41	34	7	10	23	3.0	9.0	11	0	0	0	0	0	0	1	0	0	0	0	0	0	0	0	0	
2018	49ers	16	13	31	24	7	3	10	1.0	2.0	6	0	0	0	0	0	0	0	0	0	0	0	0	0	0	0	0	
2019	49ers	16	3	21	15	6	3	10	2.0	9.0	6	0	0	0	0	0	0	0	0	0	0	0	0	0	0	0	0	
2020	49ers	2	2	2	0	2	0	0	0.0	0.0	0	0	0	0	0	0	0	0	0	0	0	0	0	0	0	0	0	
2021	Raiders	6	0	9	4	5	1	3	2.5	9.5	7	0	0	0	0	2	2	0	0	0	0	0	0	0	0	0	0	
NFL TOTALS		54	30	104	77	27	17	46	8.5	29.5	30	0	0	0	0	2	2	1	0	0	0	0	0	0	0	0	0	

SOLOMON THOMAS' 2021 GXG REGULAR-SEASON STATISTICS (RAIDERS)

DATE	OPPONENT	P/S	TACKLES							QBH	INTERCEPTIONS					O. FUMB				ST				MISC		W/L	SCORE
			TK	S	A	SK	YDS	TFL	YDS		NO	YDS	LG	TD	PD	FF	FR	TD	YDS	TK	S	A	FF	FR	S	A	
09/13	Ravens	P	0	0	0	0.0	0.0	0	0	0	0	0	0	0	0	0	0	0	0	0	0	0	0	0	0	W	33-27+
09/19	at Steelers	P	2	2	0	2.0	3.0	1	3	2	0	0	0	0	1	0	0	0	0	0	0	0	0	0	0	W	26-17
09/26	Dolphins	P	4	1	3	0.5	6.5	0	0	1	0	0	0	0	0	1	0	0	0	0	0	0	0	0	0	W	31-28+
10/04	at Chargers	P	2	0	2	0.0	0.0	0	0	1	0	0	0	0	1	0	0	0	0	0	0	0	0	0	0	L	14-28
10/10	Bears	P	0	0	0	0.0	0.0	0	0	0	0	0	0	0	0	0	0	0	0	0	0	0	0	0	0	L	9-20
10/17	at Broncos	P	1	1	0	0.0	0.0	0	0	3	0	0	0	0	0	1	0	0	0	0	0	0	0	0	0	W	34-24
2021 TOTALS		6-0	9	4	5	2.5	9.5	1	3	7	0	0	0	0	2	2	0	0	0	0	0	0	0	0	0	4-2	

+ - Overtime



DARREN WALLER

83

POSITION: TE
HT/WT: 6-6/255
ACQUIRED: FA-'18
BORN: 09/13/92

RAIDERS SEASON: 4
NFL SEASON: 5
COLLEGE: Georgia Tech
HOMETOWN: Acworth, Ga.

2021: (9/13) vs. Bal.: Finished the night with 10 receptions for 105 yards with one TD...Registered his 11th career 100-yard receiving game and his fourth career game with 10 or more receptions...The contest marked his fourth straight game with 100-plus receiving yards, dating back to Dec. 17, 2020...(9/19) at Pit.: Started and recorded 65 yards on five receptions with a 25-yard long...(9/26) vs. Mia.: Recorded five receptions for 54 yards in the win...(10/4) at LAC: Finished with four receptions for 50 yards, adding one TD...(10/10) vs. Chi.: Recorded four receptions for 45 yards...(10/17) at Den.: Recorded five receptions for 59 yards (11.8 avg.) with a 33-yard long.

DARREN WALLER'S NFL REGULAR SEASON RUSHING/RECEIVING STATISTICS

DATE	TEAM	GP	GS	RECEIVING					RUSHING				
				NO.	YDS.	AVG.	LG	TD	NO.	YDS.	AVG.	LG	TD
2015	Ravens	6	1	2	18	9.0	17	0	0	0	0.0	0	0
2016	Ravens	12	3	10	85	8.5	15	2	0	0	0.0	0	0
2018	Ravens	0	0	0	0	0.0	0	0	0	0	0.0	0	0
Went from Baltimore to Oakland.													
2018	Raiders	4	0	6	75	12.5	44	0	1	21	21.0	21	0
2018	TOTAL	4	0	6	75	12.5	44	0	1	21	21.0	21	0
2019	Raiders	16	16	90	1,145	12.7	75	3	2	5	2.5	7	0
2020	Raiders	16	15	107	1,196	11.2	38t	9	0	0	0.0	0	0
2021	Raiders	6	6	33	378	11.5	33	2	0	0	0.0	0	0
NFL TOTALS		60	41	248	2,897	11.7	75	16	3	26	8.7	21	0

DARREN WALLER'S NFL REGULAR SEASON RETURN STATISTICS

KICKOFF RETURNS							PUNT RETURNS					
DATE	TEAM	RET.	YDS.	AVG.	LG	TD	NO.	FC	YDS.	AVG.	LG	TD
2015	Ravens	0	0	0.0	0	0	0	0	0	0.0	0	0
2016	Ravens	0	0	0.0	0	0	0	0	0	0.0	0	0
2018	Ravens	0	0	0.0	0	0	0	0	0	0.0	0	0
Went from Baltimore to Oakland.												
2018	Raiders	0	0	0.0	0	0	0	0	0	0.0	0	0
2018	TOTAL	0	0	0.0	0	0	0	0	0	0.0	0	0
2019	Raiders	0	0	0.0	0	0	0	0	0	0.0	0	0
2020	Raiders	0	0	0.0	0	0	0	0	0	0.0	0	0
2021	Raiders	0	0	0.0	0	0	0	0	0	0.0	0	0
NFL TOTALS		0	0	0.0	0	0	0	0	0	0.0	0	0


100-YARD RECEIVING GAMES (11): REGULAR SEASON

DATE	TEAM	NO.	YDS.	AVG.	LG	TD
09/22/19	at Vikings	13	134	10.3	30	0
10/20/19	at Packers	7	126	18.0	48	2
12/01/19	at Chiefs	7	100	14.3	24	0
12/15/19	JAGUARS	8	122	15.3	36	0
12/29/19	at Broncos	6	107	17.8	75	0
09/21/20	SAINTS	12	105	8.8	18	1
12/06/20	at Jets	13	200	15.4	38t	2
12/17/20	CHARGERS	9	150	16.7	35t	1
12/26/20	DOLPHINS	5	112	22.4	33	0
01/03/21	at Broncos	9	117	13.0	28t	1
09/13/21	RAVENS	10	105	10.5	24	1

DARREN WALLER'S 2021 GXG REGULAR-SEASON STATISTICS (RAIDERS)

DATE	OPPONENT	P/S	RECEIVING					RUSHING					W/L	SCORE
			NO.	YDS.	AVG.	LG	TD	NO.	YDS.	AVG.	LG	TD		
09/13	Ravens	S	10	105	10.5	24	1	0	0	0.0	0	0	W	33-27+
09/19	at Steelers	S	5	65	13.0	25	0	0	0	0.0	0	0	W	26-17
09/26	Dolphins	S	5	54	10.8	23	0	0	0	0.0	0	0	W	31-28+
10/04	at Chargers	S	4	50	12.5	21	1	0	0	0.0	0	0	L	14-28
10/10	Bears	S	4	45	11.3	29	0	0	0	0.0	0	0	L	9-20
10/17	at Broncos	S	5	59	11.8	33	0	0	0	0.0	0	0	W	34-24
2021 TOTALS		6-6	33	378	11.5	33	2	0	0	0.0	0	0	4-2	

+ - Overtime



K.J. WRIGHT

34

POSITION: LB
HT/WT: 6-4/246
ACQUIRED: FA-'21
BORN: 07/23/89

RAIDERS SEASON: 1
NFL SEASON: 11
COLLEGE: Mississippi State
HOMETOWN: Olive Branch, Miss.

2021: (9/13) vs. Bal.: Made his Raiders debut, recording two tackles in the win...**(9/19) at Pit.:** Appeared on defense in a reserve role...**(9/26) vs. Mia.:** Appeared in a reserve role on both defense and special teams...**(10/4) at LAC:** Recorded five tackles (two solo)...**(10/10) vs. Chi.:** Finished with three tackles...: Appeared in a reserve role on both defense and special teams...**(10/4) at LAC:** Recorded five tackles (two solo)...**(10/17) at Den.:** Recorded four tackles (three).

K.J. WRIGHT'S NFL REGULAR SEASON DEFENSIVE STATISTICS

				TACKLES								INTERCEPTIONS						O. FUMB				ST					MISC	
DATE	TEAM	GP	GS	TK	S	A	TFL	YDS	SK	YDS	QBH	NO	YDS	LG	TD	PD	FF	FR	TD	YDS	TK	S	A	FF	FR	S	A	
2011	Seahawks	16	12	61	46	15	10	0	2.0	9.0	4	0	0	0	0	3	1	1	0	30	4	4	0	0	0	0	0	
2012	Seahawks	15	15	96	66	30	8	0	1.0	13.0	3	1	24	24	0	5	1	0	0	0	2	2	0	0	0	0	0	
2013	Seahawks	13	13	80	46	34	4	12	1.5	4.5	2	0	0	0	0	4	0	1	0	0	0	0	0	0	0	0	0	
2014	Seahawks	16	16	106	73	33	5	11	2.0	8.0	2	0	0	0	0	4	3	1	0	0	1	0	1	0	0	0	0	
2015	Seahawks	16	16	116	71	45	4	13	1.0	11.0	2	0	0	0	0	3	4	2	0	4	0	0	0	0	0	0	0	
2016	Seahawks	16	16	126	72	54	12	29	4.0	7.0	8	0	0	0	0	5	1	1	0	0	0	0	0	0	0	0	0	
2017	Seahawks	15	15	108	71	37	5	14	0.0	0.0	3	1	1	1	0	6	0	1	0	0	0	0	0	0	0	0	0	
2018	Seahawks	5	5	23	15	8	2	7	0.0	0.0	0	0	0	0	0	3	0	0	0	0	0	0	0	0	0	0	0	
2019	Seahawks	16	16	132	67	65	5	11	0.0	0.0	1	3	10	11	0	11	0	0	0	0	0	0	0	0	0	0	0	
2020	Seahawks	16	16	86	60	26	11	35	2.0	8.0	3	1	7	7	0	10	1	2	0	0	0	0	0	0	0	0	0	
2021	Raiders	6	2	16	7	9	1	0	0.0	0.0	0	0	0	0	0	0	0	0	0	0	0	0	0	0	0	0	0	
NFL TOTALS		150	142	950	594	356	67	132	13.5	60.5	28	6	42	24	0	54	11	9	0	34	7	6	1	0	0	0	0	

K.J. WRIGHT'S 2021 GXG REGULAR-SEASON STATISTICS (RAIDERS)

DATE	OPPONENT	P/S	TACKLES					QBH	INTERCEPTIONS					O. FUMB					ST					MISC		W/L	SCORE
			TK	S	A	SK	YDS	TFL	YDS	NO	YDS	LG	TD	PD	FF	FR	TD	YDS	TK	S	A	FF	FR	S	A		
09/13	Ravens	P	2	1	1	0.0	0.0	0	0	0	0	0	0	0	0	0	0	0	0	0	0	0	0	0	0	W	33-27+
09/19	at Steelers	P	2	1	1	0.0	0.0	1	0	0	0	0	0	0	0	0	0	0	0	0	0	0	0	0	0	W	26-17
09/26	Dolphins	P	0	0	0	0.0	0.0	0	0	0	0	0	0	0	0	0	0	0	0	0	0	0	0	0	0	W	31-28+
10/04	at Chargers	P	5	2	3	0.0	0.0	0	0	0	0	0	0	0	0	0	0	0	0	0	0	0	0	0	0	L	14-28
10/10	Bears	S	3	2	1	0.0	0.0	0	0	0	0	0	0	0	0	0	0	0	0	0	0	0	0	0	0	L	9-20
10/17	at Broncos	S	4	1	3	0.0	0.0	0	0	0	0	0	0	0	0	0	0	0	0	0	0	0	0	0	0	W	34-24
2021 TOTALS		6-2	16	7	9	0.0	0.0	1	0	0	0	0	0	0	0	0	0	0	0	0	0	0	0	0	0	4-2	

+ - Overtime



GAME SUMMARIES



WEEK 1

Baltimore Ravens 27, Las Vegas Raiders 33 (OT)
61,756 Allegiant Stadium Sep 13, 2021



Baltimore Ravens	7	7	3	10	0	—	27
Las Vegas Raiders	0	10	0	17	6	—	33

SCORING DRIVES

TEAM	QTR	TIME	SCORING PLAY	BAL	LV
Ravens	1	01:47	T.Williams 35 yd. run (J.Tucker kick) (6-65, 2:59) (2-27, 0:53)	7	0
Ravens	2	08:52	M.Brown 10 yd. pass from L.Jackson (J.Tucker kick) (6-68, 2:38)	14	0
Raiders	2	04:14	J.Jacobs 2 yd. run (D.Carlson kick) (9-75, 4:38)	14	7
Raiders	2	00:00	D.Carlson 34 yd. Field Goal (9-48, 1:12)	14	10
Ravens	3	08:24	J.Tucker 40 yd. Field Goal (6-16, 2:24)	17	10
Raiders	4	09:18	J.Jacobs 15 yd. run (D.Carlson kick) (5-41, 2:36)	17	17
Ravens	4	06:04	L.Murray 8 yd. run (J.Tucker kick) (6-75, 3:14)	24	17
Raiders	4	03:44	D.Waller 10 yd. pass from D.Carr (D.Carlson kick) (9-75, 2:20)	24	24
Ravens	4	00:37	J.Tucker 47 yd. Field Goal (8-46, 3:07)	27	24
Raiders	4	00:02	D.Carlson 55 yd. Field Goal (5-38, 0:35)	27	27
Raiders	OT	03:38	Z.Jones 31 yd. pass from D.Carr	27	33

BALTIMORE RAVENS

PASSING	ATT	CP	YDS	SK/YD	TD	LG	INT	RTG
Lamar Jackson	30	19	235	3/18	1	49	0	98.6
TOTAL	30	19	235	3/18	1	49	0	98.6

RUSHING	ATT	YDS	AVG	LG	TD
Lamar Jackson	12	86	7.2	28	0
Ty'Son Williams	9	65	7.2	35t	1
Lataavius Murray	10	28	2.8	8t	1
Trenton Cannon	2	5	2.5	3	0
Marquise Brown	1	5	5.0	5	0
TOTAL	34	189	5.6	35T	2

RECEIVING	NO	YDS	AVG	LG	TD
Marquise Brown	6	69	11.5	29	1
Sammy Watkins	4	96	24.0	49	0
Ty'Son Williams	3	29	9.7	21	0
Mark Andrews	3	20	6.7	10	0
Patrick Ricard	2	15	7.5	9	0
Devin Duvernay	1	6	6.0	6	0
TOTAL	19	235	12.4	49	1

PUNTING	NO	YDS	AVG	TB	I20	LG
Sam Koch	4	179	44.8	0	1	49
TOTAL	4	179	44.8	0	1	49

KICKOFF RETURNS	NO	YDS	AVG	LG	TD
No Kickoff Returns					

PUNT RETURNS	NO	YDS	AVG	LG	TD
Devin Duvernay	4	67	16.8	30	0
TOTAL	4	67	16.8	30	0

TOP DEFENSE	TOT	SOLO	AST	SCK	YDS	INT
Marlon Humphrey	9	6	3	0.0	0.0	0
Patrick Queen	9	6	3	1.0	13.0	0
Anthony Averett	7	6	1	0.0	0.0	1

FIELD GOALS	FGM/FGA	PERCENT	RESULTS
Justin Tucker	2-2	100.0	40G, 47G
TOTAL	2-2	100.0	

SACKS

Patrick Queen [1.0/13.0], Odafe Oweh [1.0/2.0], Pernell McPhee [1.0/11.0]

LAS VEGAS RAIDERS

PASSING	ATT	CP	YDS	SK/YD	TD	LG	INT	RTG
Derek Carr	56	34	435	3/26	2	37	1	89.5
TOTAL	56	34	435	3/26	2	37	1	89.5

RUSHING	ATT	YDS	AVG	LG	TD
Josh Jacobs	10	34	3.4	15t	2
Marcus Mariota	1	31	31.0	31	0
Kenyan Drake	6	11	1.8	6	0
Derek Carr	4	6	1.5	4	0
TOTAL	21	82	3.9	31	2

RECEIVING	NO	YDS	AVG	LG	TD
Darren Waller	10	105	10.5	24	1
Hunter Renfrow	6	70	11.7	27	0
Kenyan Drake	5	59	11.8	21	0
Bryan Edwards	4	81	20.3	32	0
Alec Ingold	4	22	5.5	9	0
Henry Ruggs III	2	46	23.0	37	0
Zay Jones	2	46	23.0	31t	1
Josh Jacobs	1	6	6.0	6	0
TOTAL	34	435	12.8	37	2

PUNTING	NO	YDS	AVG	TB	I20	LG
AJ Cole	6	316	52.7	0	2	67
TOTAL	6	316	52.7	0	2	67

KICKOFF RETURNS	NO	YDS	AVG	TB	LG	TD
Henry Ruggs III	2	33	16.5	20	0	0
TOTAL	2	33	16.5	20	0	0

PUNT RETURNS	NO	YDS	AVG	LG	TD
Hunter Renfrow	2	10	5.0	7	0
TOTAL	2	10	5.0	7	0

TOP DEFENSE	TOT	SOLO	AST	SCK	YDS	INT
Cory Littleton	10	4	6	0.0	0.0	0
Denzel Perryman	10	5	5	0.0	0.0	0
Johnathan Abram	9	5	4	0.0	0.0	0

FIELD GOALS	FGM/FGA	PERCENT	RESULTS
Daniel Carlson	2-2	100.0	34G, 55G
TOTAL	2-2	100.0	

SACKS

Maxx Crosby [2.0/12.0], Carl Nassib [1.0/6.0]

TEAM STATISTICS

	RAVENS	RAIDERS
First Downs	20	26
3rd-Down Eff. (Made/Att/Pct)	3/12/25%	7/15/47%
4th-Down Eff. (Made/Att/Pct)	1/2/50%	0/1/0%
Total Net Yards	406	491
Total Plays	67	80
Yards Per Play	6.1	6.1
Rushes/Net Yards	34/189	21/82
Net Passing	217	409
Pass Attempts/Completions	30/19	56/34
Had Intercepted	0	1
Sacked/Yards Lost	3/18	3/26
Punts/Average	4/44.8	6/52.7
Penalties/Yards	5/71	10/62
Fumbles/Lost	4/2	1/0
Possession Time	32:14	34:08

RAVENS

RAIDERS



WEEK 2

Las Vegas Raiders 26, Pittsburgh Steelers 17
63,707 Heinz Field Sep 19, 2021



Las Vegas Raiders 3 6 7 10 — 26
Pittsburgh Steelers 0 7 0 10 — 17

SCORING DRIVES

TEAM	QTR	TIME	SCORING PLAY	LV	PIT
Raiders	1	03:10	D.Carlson 46 yd. Field Goal (5-12, 2:34)	3	0
Raiders	2	09:34	D.Carlson 33 yd. Field Goal (8-47, 3:58)	6	0
Steelers	2	06:25	J.Smith-Schuster 3 yd. run (C.Boswell kick) (7-75, 3:09)	6	7
Raiders	2	00:02	D.Carlson 41 yd. Field Goal (13-53, 6:23)	9	7
Raiders	3	05:02	F.Moreau 9 yd. pass from D.Carr (D.Carlson kick) (7-82, 4:09)	16	7
Steelers	4	11:15	N.Harris 25 yd. pass from B.Roethlisberger (C.Boswell kick) (5-80, 1:41)	16	14
Raiders	4	09:35	H.Ruggs 61 yd. pass from D.Carr (D.Carlson kick) (5-75, 1:40)	23	14
Steelers	4	03:42	C.Boswell 56 yd. Field Goal (8-30, 2:09)	23	17
Raiders	4	00:20	D.Carlson 45 yd. Field Goal (7-46, 3:22)	26	17

LAS VEGAS RAIDERS

PASSING	ATT	CP	YDS	SK/YD	TD	LG	INT	RTG
Derek Carr	37	28	382	2/9	2	61t	0	126.2
TOTAL	37	28	382	2/9	2	61T	0	126.2

RUSHING	ATT	YDS	AVG	LG	TD
Peyton Barber	13	32	2.5	13	0
Kenyan Drake	7	9	1.3	5	0
Derek Carr	4	9	2.3	5	0
Henry Ruggs III	1	2	2.0	2	0
TOTAL	25	52	2.1	13	0

RECEIVING	NO	YDS	AVG	LG	TD
Henry Ruggs III	5	113	22.6	61t	1
Darren Waller	5	65	13.0	25	0
Hunter Renfrow	5	57	11.4	23	0
Kenyan Drake	5	46	9.2	13	0
Bryan Edwards	3	40	13.3	18	0
Foster Moreau	2	34	17.0	25	1
Derek Carrier	2	13	6.5	9	0
Willie Snead IV	1	14	14.0	14	0
TOTAL	28	382	13.6	61T	2

PUNTING	NO	YDS	AVG	TB	I20	LG
AJ Cole	4	190	47.5	1	2	55
TOTAL	4	190	47.5	1	2	55

KICKOFF RETURNS	NO	YDS	AVG	LG	TD
Henry Ruggs III	1	22	22.0	22	0
TOTAL	1	22	22.0	22	0

PUNT RETURNS	NO	YDS	AVG	LG	TD
Hunter Renfrow	2	26	13.0	16	0
TOTAL	2	26	13.0	16	0

TOP DEFENSE	TOT	SOLO	AST	SCK	YDS	INT
Denzel Perryman	12	6	6	0.0	0.0	0
Johnathan Abram	7	5	2	0.0	0.0	0
Trayvon Mullen Jr.	7	6	1	0.0	0.0	1

FIELD GOALS	FGM/FGA	PERCENT	RESULTS
Daniel Carlson	4-4	100.0	46G, 33G, 41G, 45G
TOTAL	4-4	100.0	

SACKS

Solomon Thomas [2.0/3.0]

PITTSBURGH STEELERS

PASSING	ATT	CP	YDS	SK/YD	TD	LG	INT	RTG
Ben Roethlisberger	40	27	295	2/3	1	52	1	87.0
TOTAL	40	27	295	2/3	1	52	1	87.0

RUSHING	ATT	YDS	AVG	LG	TD
Najee Harris	10	38	3.8	14	0
JuJu Smith-Schuster	1	3	3.0	3t	1
Benny Snell Jr.	2	1	0.5	1	0
Chase Claypool	1	-3	-3.0	-3	0
TOTAL	14	39	2.8	14	1

RECEIVING	NO	YDS	AVG	LG	TD
Diontae Johnson	9	105	11.7	41	0
JuJu Smith-Schuster	6	41	6.8	17	0
Najee Harris	5	43	8.6	25t	1
Pat Freiermuth	4	36	9.0	14	0
Chase Claypool	3	70	23.3	52	0
TOTAL	27	295	10.9	52	1

PUNTING	NO	YDS	AVG	TB	I20	LG
Pressley Harvin III	4	197	49.3	0	3	59
TOTAL	4	197	49.3	0	3	59

KICKOFF RETURNS	NO	YDS	AVG	TB	LG	TD
Ray-Ray McCloud	4	92	23.0	28	0	
TOTAL	4	92	23.0	28	0	

PUNT RETURNS	NO	YDS	AVG	LG	TD
Ray-Ray McCloud	2	21	10.5	15	0
TOTAL	2	21	10.5	15	0

TOP DEFENSE	TOT	SOLO	AST	SCK	YDS	INT
Joe Schobert	10	6	4	0.0	0.0	0
Robert Spillane	10	7	3	0.0	0.0	0
Cameron Heyward	7	4	3	0.0	0.0	0

FIELD GOALS	FGM/FGA	PERCENT	RESULTS
Chris Boswell	1-1	100.0	56G
TOTAL	1-1	100.0	

SACKS

Melvin Ingram III [1.0/8.0], T.J. Watt [1.0/1.0]

TEAM STATISTICS

	RAIDERS	STEELERS
First Downs	22	17
3rd-Down Eff. (Made/Att/Pct)	5/13/38%	5/12/42%
4th-Down Eff. (Made/Att/Pct)	1/1/100%	0/1/0%
Total Net Yards	425	331
Total Plays	64	56
Yards Per Play	6.6	5.9
Rushes/Net Yards	25/52	14/39
Net Passing	373	292
Pass Attempts/Completions	37/28	40/27
Had Intercepted	0	1
Sacked/Yards Lost	2/9	2/3
Punts/Average	4/47.5	4/49.3
Penalties/Yards	5/40	5/43
Fumbles/Lost	2/0	1/0
Possession Time	34:22	25:38



WEEK 3
Miami Dolphins 28, Las Vegas Raiders 31 (OT)
59,311 Allegiant Stadium Sep 26, 2021



Miami Dolphins	14	0	0	11	3	—	28
Las Vegas Raiders	2	10	7	6	6	—	31

SCORING DRIVES

TEAM	QTR	TIME	SCORING PLAY	MIA	LV
Dolphins	1	06:34	E.Roberts 85 yd. interception return (J.Sanders kick)	7	0
Dolphins	1	03:07	M.Brown 24 yd. run (J.Sanders kick) (4-34, 1:42)	14	0
Raiders	1	00:32	J.Waddle tackled in end zone by C.Hayward for a Safety	14	2
Raiders	2	11:36	D.Carlson 50 yd. Field Goal (9-31, 3:56)	14	5
Raiders	2	01:56	A.Ingold 1 yd. pass from D.Carr (D.Carlson kick) (10-95, 4:24)	14	12
Raiders	3	07:17	H.Renfrow 12 yd. pass from D.Carr (D.Carlson kick) (9-72, 5:16)	14	19
Raiders	4	13:47	P.Barber 1 yd. run (kick failed, wr) (11-84, 6:05)	14	25
Dolphins	4	08:30	J.Sanders 46 yd. Field Goal (11-47, 5:17)	17	25
Dolphins	4	00:02	J.Brissett 1 yd. run (J.Brissett-W.Fuller pass) (13-82, 3:20)	25	25
Raiders	OT	06:27	D.Carlson 38 yd. Field Goal (8-55, 3:33)	25	28
Dolphins	OT	02:49	J.Sanders 50 yd. Field Goal (11-43, 3:38)	28	28
Raiders	OT	00:00	D.Carlson 22 yd. Field Goal (8-72, 2:49)	28	31

MIAMI DOLPHINS

PASSING	ATT	CP	YDS	SK/YD	TD	LG	INT	RTG
Jacoby Brissett	49	32	215	2/18	0	27	0	74.8
TOTAL	49	32	215	2/18	0	27	0	74.8

RUSHING	ATT	YDS	AVG	LG	TD
Myles Gaskin	13	65	5.0	15	0
Jacoby Brissett	7	37	5.3	19	1
Malcolm Brown	7	31	4.4	24t	1
TOTAL	27	133	4.9	24T	2

RECEIVING	NO	YDS	AVG	LG	TD
Jaylen Waddle	12	58	4.8	9	0
Mike Gesicki	10	86	8.6	27	0
DeVante Parker	4	42	10.5	15	0
William Fuller V	3	20	6.7	10	0
Myles Gaskin	3	9	3.0	4	0
TOTAL	32	215	6.7	27	0

PUNTING	NO	YDS	AVG	TB	I20	LG
Michael Palardy	4	155	38.8	0	3	50
TOTAL	4	155	38.8	0	3	50

KICKOFF RETURNS	NO	YDS	AVG	LG	TD
Jakeem Grant Sr.	1	15	15.0	15	0
TOTAL	1	15	15.0	15	0

PUNT RETURNS	NO	YDS	AVG	LG	TD
Jakeem Grant Sr.	3	27	9.0	12	0
TOTAL	3	27	9.0	12	0

TOP DEFENSE	TOT	SOLO	AST	SCK	YDS	INT
Zach Sieler	9	4	5	0.0	0.0	0
Jerome Baker	8	5	3	0.0	0.0	0
Christian Wilkins	7	6	1	1.0	7.0	0

FIELD GOALS	FGM/FGA	PERCENT	RESULTS
Jason Sanders	2-3	66.7	48RU, 46G, 50G
TOTAL	2-3	66.7	

SACKS

Christian Wilkins [1.0/7.0], Brandon Jones [2.0/22.0]

LAS VEGAS RAIDERS

PASSING	ATT	CP	YDS	SK/YD	TD	LG	INT	RTG
Derek Carr	43	26	386	3/29	2	34	1	95.7
TOTAL	43	26	386	3/29	2	34	1	95.7

RUSHING	ATT	YDS	AVG	LG	TD
Peyton Barber	23	111	4.8	27	1
Kenyan Drake	8	24	3.0	6	0
Henry Ruggs III	1	7	7.0	7	0
Alec Ingold	1	0	0.0	0	0
Derek Carr	2	-2	-1.0	-1	0
TOTAL	35	140	4.0	27	1

RECEIVING	NO	YDS	AVG	LG	TD
Hunter Renfrow	5	77	15.4	25	1
Darren Waller	5	54	10.8	23	0
Henry Ruggs III	4	78	19.5	23	0
Bryan Edwards	3	89	29.7	34	0
Kenyan Drake	3	33	11.0	16	0
Peyton Barber	3	31	10.3	23	0
Zay Jones	1	15	15.0	15	0
Foster Moreau	1	8	8.0	8	0
Alec Ingold	1	1	1.0	1t	1
TOTAL	26	386	14.8	34	2

PUNTING	NO	YDS	AVG	TB	I20	LG
AJ Cole	4	216	54.0	0	2	67
TOTAL	4	216	54.0	0	2	67

KICKOFF RETURNS	NO	YDS	AVG	TB	LG	TD
Henry Ruggs III	1	15	15.0	15	0	0
TOTAL	1	15	15.0	15	0	0

PUNT RETURNS	NO	YDS	AVG	LG	TD
Hunter Renfrow	2	9	4.5	7	0
TOTAL	2	9	4.5	7	0

TOP DEFENSE	TOT	SOLO	AST	SCK	YDS	INT
Denzel Perryman	14	10	4	0.0	0.0	0
Cory Littleton	10	7	3	0.0	0.0	0
Johnathan Abram	7	3	4	0.0	0.0	0

FIELD GOALS	FGM/FGA	PERCENT	RESULTS
Daniel Carlson	3-3	100.0	50G, 38G, 22G
TOTAL	3-3	100.0	

SACKS

Carl Nassib [0.5/6.5], Quinton Jefferson [1.0/5.0], Solomon Thomas [0.5/6.5]

TEAM STATISTICS

DOLPHINS RAIDERS

First Downs	22	28
3rd-Down Eff. (Made/Att/Pct)	6/18/33%	8/15/53%
4th-Down Eff. (Made/Att/Pct)	3/4/75%	0/1/0%
Total Net Yards	330	497
Total Plays	78	81
Yards Per Play	4.2	6.1
Rushes/Net Yards	27/133	35/140
Net Passing	197	357
Pass Attempts/Completions	49/32	43/26
Had Intercepted	0	1
Sacked/Yards Lost	2/18	3/29
Punts/Average	4/38.8	4/54.0
Penalties/Yards	8/68	8/104
Fumbles/Lost	2/0	2/0
Possession Time	31:13	38:47



WEEK 4 **Las Vegas Raiders 14, Los Angeles Chargers 28** **70,240 SoFi Stadium Oct 4, 2021**



Las Vegas Raiders 0 0 14 0 — 14
 Los Angeles Chargers 7 14 0 7 — 28

SCORING DRIVES

TEAM	QTR	TIME	SCORING PLAY	LV	LAC
Chargers	1	08:01	D.Parham 4 yd. pass from J.Herbert (T.Vizcaino kick) (12-75, 6:59)	0	7
Chargers	2	04:16	J.Cook 10 yd. pass from J.Herbert (T.Vizcaino kick) (6-80, 3:35)	0	14
Chargers	2	00:29	A.Ekeler 14 yd. pass from J.Herbert (T.Vizcaino kick) (9-69, 2:15)	0	21
Raiders	3	09:01	H.Renfrow 10 yd. pass from D.Carr (D.Carson kick) (11-78, 5:59)	7	21
Raiders	3	01:44	D.Waller 3 yd. pass from D.Carr (D.Carson kick) (6-81, 2:55)	14	21
Chargers	4	05:20	A.Ekeler 11 yd. run (T.Vizcaino kick) (10-58, 5:18)	14	28

LAS VEGAS RAIDERS

PASSING	ATT	CP	YDS	SK/YD	TD	LG	INT	RTG
Derek Carr	34	21	196	4/31	2	51	1	84.9
TOTAL	34	21	196	4/31	2	51	1	84.9

RUSHING	ATT	YDS	AVG	LG	TD
Josh Jacobs	13	40	3.1	10	0
Derek Carr	3	6	2.0	3	0
Kenyan Drake	1	2	2.0	2	0
Peyton Barber	1	0	0.0	0	0
TOTAL	18	48	2.7	10	0

RECEIVING	NO	YDS	AVG	LG	TD
Hunter Renfrow	6	45	7.5	12	1
Josh Jacobs	5	17	3.4	9	0
Darren Waller	4	50	12.5	21	1
Henry Ruggs III	3	60	20.0	51	0
Willie Snead IV	1	15	15.0	15	0
Zay Jones	1	5	5.0	5	0
Bryan Edwards	1	4	4.0	4	0
TOTAL	21	196	9.3	51	2

PUNTING	NO	YDS	AVG	TB	I20	LG
AJ Cole	5	256	51.2	0	1	56
TOTAL	5	256	51.2	0	1	56

KICKOFF RETURNS	NO	YDS	AVG	LG	TD
Kenyan Drake	3	68	22.7	31	0
Peyton Barber	1	25	25.0	25	0
TOTAL	4	93	23.3	31	0

PUNT RETURNS	NO	YDS	AVG	LG	TD
Hunter Renfrow	3	22	7.3	17	0
Nick Kwiatkoski	1	6	6.0	6	0
TOTAL	4	28	7.0	17	0

TOP DEFENSE	TOT	SOLO	AST	SCK	YDS	INT
Cory Littleton	12	8	4	0.0	0.0	0
Denzel Perryman	12	8	4	0.0	0.0	0
Johnathan Abram	8	4	4	0.0	0.0	0

FIELD GOALS	FGM/FGA	PERCENT	RESULTS
Daniel Carlson	0-1	0.0	52WL
TOTAL	0-1	0.0	

SACKS

Darius Philon [2.0/10.0]

LOS ANGELES CHARGERS

PASSING	ATT	CP	YDS	SK/YD	TD	LG	INT	RTG
Justin Herbert	38	25	222	2/10	3	34	0	107.6
Ty Long	1	0	0	0/0	0	0	0	39.6
TOTAL	39	25	222	2/10	3	34	0	104.9

RUSHING	ATT	YDS	AVG	LG	TD
Austin Ekeler	15	117	7.8	20	1
Larry Rountree III	11	31	2.8	9	0
Jalen Guyton	2	20	10.0	21	0
Justin Herbert	3	4	1.3	6	0
Justin Jackson	3	-4	-1.3	0	0
TOTAL	34	168	4.9	21	1

RECEIVING	NO	YDS	AVG	LG	TD
Keenan Allen	7	36	5.1	9	0
Jared Cook	6	70	11.7	22	1
Justin Jackson	4	17	4.3	7	0
Austin Ekeler	3	28	9.3	14t	1
Donald Parham Jr.	2	17	8.5	13	1
Stephen Anderson	1	34	34.0	34	0
Mike Williams	1	11	11.0	11	0
Jalen Guyton	1	9	9.0	9	0
TOTAL	25	222	8.9	34	3

PUNTING	NO	YDS	AVG	TB	I20	LG
Tristan Vizcaino	1	32	32.0	0	1	32
TOTAL	1	32	32.0	0	1	32

KICKOFF RETURNS	NO	YDS	AVG	TB	LG	TD
Larry Rountree III	2	35	17.5	24	0	0
TOTAL	2	35	17.5	24	0	0

PUNT RETURNS	NO	YDS	AVG	LG	TD
KJ Hill Jr.	2	20	10.0	11	0
TOTAL	2	20	10.0	11	0

TOP DEFENSE	TOT	SOLO	AST	SCK	YDS	INT
Derwin James Jr.	6	3	3	0.0	0.0	1
Drue Tranquill	5	2	3	0.0	0.0	0
Linval Joseph	5	3	2	0.0	0.0	0

FIELD GOALS	FGM/FGA	PERCENT	RESULTS
			No Field Goals

SACKS

Christian Covington [1.0/6.0], Jerry Tillery [1.0/10.0], Tyler Fackrell [1.0/3.0], Joey Bosa [1.0/12.0]

TEAM STATISTICS

	RAIDERS	CHARGERS
First Downs	13	25
3rd-Down Eff. (Made/Att/Pct)	4/13/31%	4/13/31%
4th-Down Eff. (Made/Att/Pct)	1/3/33%	2/3/67%
Total Net Yards	213	380
Total Plays	56	75
Yards Per Play	3.8	5.1
Rushes/Net Yards	18/48	34/168
Net Passing	165	212
Pass Attempts/Completions	34/21	39/25
Had Intercepted	1	0
Sacked/Yards Lost	4/31	2/10
Punts/Average	5/51.2	6/42.2
Penalties/Yards	7/58	7/105
Fumbles/Lost	2/0	0/0
Possession Time	25:17	34:43



WEEK 5
Chicago Bears 20, Las Vegas Raiders 9
59,122 Allegiant Stadium Oct 10, 2021



Chicago Bears 0 14 0 6 — 20
 Las Vegas Raiders 3 0 0 6 — 9

SCORING DRIVES

TEAM	QTR	TIME	SCORING PLAY	CHI	LV
Raiders	1	04:00	D.Carlson 31 yd. Field Goal (13-69, 6:08)	0	3
Bears	2	13:11	J.Horsted 2 yd. pass from J.Fields (C.Santos kick) (10-72, 5:49)	7	3
Bears	2	01:56	D.Williams 4 yd. run (C.Santos kick) (16-86, 8:17)	14	3
Raiders	4	09:01	J.Jacobs 1 yd. run (pass failed) (16-74, 8:19)	14	9
Bears	4	02:45	C.Santos 46 yd. Field Goal (10-57, 6:16)	17	9
Bears	4	00:56	C.Santos 46 yd. Field Goal (4-2, 0:59)	20	9

CHICAGO BEARS

PASSING	ATT	CP	YDS	SK/YD	TD	LG	INT	RTG
Justin Fields	20	12	111	2/10	1	18	0	91.9
Andy Dalton	1	1	8	0/0	0	8	0	100.0
TOTAL	21	13	119	2/10	1	18	0	93.2

RUSHING	ATT	YDS	AVG	LG	TD
Khalil Herbert	18	75	4.2	11	0
Damien Williams	16	64	4.0	14	1
Justin Fields	3	4	1.3	3	0
TOTAL	37	143	3.9	14	1

RECEIVING	NO	YDS	AVG	LG	TD
Allen Robinson II	4	32	8.0	12	0
Darnell Mooney	3	35	11.7	15	0
Cole Kmet	2	22	11.0	14	0
Damien Williams	2	20	10.0	18	0
Marquise Goodwin	1	8	8.0	8	0
Jesper Horsted	1	2	2.0	2t	1
TOTAL	13	119	9.2	18	1

PUNTING	NO	YDS	AVG	TB	I20	LG
Pat O'Donnell	5	234	46.8	0	2	53
TOTAL	5	234	46.8	0	2	53

KICKOFF RETURNS	NO	YDS	AVG	LG	TD
Jakeem Grant Sr.	3	69	23.0	32	0
TOTAL	3	69	23.0	32	0

PUNT RETURNS	NO	YDS	AVG	LG	TD
Jakeem Grant Sr.	2	38	19.0	21	0
TOTAL	2	38	19.0	21	0

TOP DEFENSE	TOT	SOLO	AST	SCK	YDS	INT
Roquan Smith	10	5	5	0.0	0.0	0
Khalil Mack	8	7	1	1.0	8.0	0
Alec Ogletree	6	6	0	0.0	0.0	0

FIELD GOALS	FGM/FGA	PERCENT	RESULTS
Cairo Santos	2-2	100.0	46G, 46G
TOTAL	2-2	100.0	

SACKS

Khalil Mack [1.0/8.0], Tashaun Gipson Sr. [1.0/2.0], Trevis Gipson [1.0/8.0]

LAS VEGAS RAIDERS

PASSING	ATT	CP	YDS	SK/YD	TD	LG	INT	RTG
Derek Carr	35	22	206	3/18	0	29	1	67.1
TOTAL	35	22	206	3/18	0	29	1	67.1

RUSHING	ATT	YDS	AVG	LG	TD
Josh Jacobs	15	48	3.2	11	1
Kenyan Drake	2	11	5.5	8	0
Derek Carr	3	10	3.3	8	0
Nathan Peterman	2	2	1.0	1	0
TOTAL	22	71	3.2	11	1

RECEIVING	NO	YDS	AVG	LG	TD
Hunter Renfrow	6	56	9.3	17	0
Darren Waller	4	45	11.3	29	0
Josh Jacobs	4	19	4.8	8	0
Henry Ruggs III	3	51	17.0	29	0
Bryan Edwards	2	22	11.0	12	0
Zay Jones	1	6	6.0	6	0
Jalen Richard	1	4	4.0	4	0
Willie Snead IV	1	3	3.0	3	0
TOTAL	22	206	9.4	29	0

PUNTING	NO	YDS	AVG	TB	I20	LG
AJ Cole	4	224	56.0	0	3	70
TOTAL	4	224	56.0	0	3	70

KICKOFF RETURNS	NO	YDS	AVG	TB	LG	TD
Kenyan Drake	2	35	17.5	20	0	0
TOTAL	2	35	17.5	20	0	0

PUNT RETURNS	NO	YDS	AVG	LG	TD
Hunter Renfrow	1	9	9.0	9	0
TOTAL	1	9	9.0	9	0

TOP DEFENSE	TOT	SOLO	AST	SCK	YDS	INT
Denzel Perryman	13	10	3	0.0	0.0	0
Amik Robertson	7	5	2	0.0	0.0	0
Cory Littleton	6	3	3	0.0	0.0	0

FIELD GOALS	FGM/FGA	PERCENT	RESULTS
Daniel Carlson	1-1	100.0	31G
TOTAL	1-1	100.0	

SACKS

Yannick Ngakoue [2.0/10.0]

TEAM STATISTICS

	BEARS	RAIDERS
First Downs	19	16
3rd-Down Eff. (Made/Att/Pct)	6/13/46%	5/14/36%
4th-Down Eff. (Made/Att/Pct)	0/0/0%	1/3/33%
Total Net Yards	252	259
Total Plays	60	60
Yards Per Play	4.2	4.3
Rushes/Net Yards	37/143	22/71
Net Passing	109	188
Pass Attempts/Completions	21/13	35/22
Had Intercepted	0	1
Sacked/Yards Lost	2/10	3/18
Punts/Average	5/46.8	4/56.0
Penalties/Yards	8/70	10/82
Fumbles/Lost	1/0	0/0
Possession Time	32:02	27:58



34

WEEK 6

Las Vegas Raiders 34, Denver Broncos 24
76,854 Empower Field at Mile High Oct 17, 2021



24

Las Vegas Raiders 10 7 14 3 — 34
Denver Broncos 7 0 3 14 — 24

SCORING DRIVES

TEAM	QTR	TIME	SCORING PLAY	LV	DEN
Raiders	1	11:54	H.Ruggs 48 yd. pass from D.Carr (D.Carlson kick) (6-75, 3:06)	7	0
Broncos	1	06:49	T.Patrick 23 yd. pass from T.Bridgewater (B.McManus kick) (8-84, 5:05)	7	7
Raiders	1	02:40	D.Carlson 50 yd. Field Goal (8-43, 4:09)	10	7
Raiders	2	00:30	K.Drake 31 yd. pass from D.Carr (D.Carlson kick) (5-82, 0:31)	17	7
Raiders	3	11:27	K.Drake 18 yd. run (D.Carlson kick) (4-56, 1:53)	24	7
Broncos	3	06:38	B.McManus 32 yd. Field Goal (9-64, 4:49)	24	10
Raiders	3	00:07	J.Jacobs 3 yd. run (D.Carlson kick) (5-42, 2:12)	31	10
Broncos	4	11:16	C.Sutton 12 yd. pass from T.Bridgewater (B.McManus kick) (12-75, 3:51)	31	17
Raiders	4	07:57	D.Carlson 30 yd. Field Goal (7-64, 3:19)	34	17
Broncos	4	01:12	N.Fant 4 yd. pass from T.Bridgewater (B.McManus kick) (8-86, 2:51)	34	24

LAS VEGAS RAIDERS

PASSING	ATT	CP	YDS	SK/YD	TD	LG	INT	RTG
Derek Carr	27	18	341	2/1	2	51	0	134.4
TOTAL	27	18	341	2/1	2	51	0	134.4

RUSHING	ATT	YDS	AVG	LG	TD
Josh Jacobs	16	53	3.3	6	1
Kenyan Drake	4	34	8.5	18t	1
Jalen Richard	1	0	0.0	0	0
Derek Carr	2	-1	-0.5	0	0
TOTAL	23	86	3.7	18T	2

RECEIVING	NO	YDS	AVG	LG	TD
Darren Waller	5	59	11.8	33	0
Henry Ruggs III	3	97	32.3	48t	1
Hunter Renfrow	3	36	12.0	25	0
Bryan Edwards	2	67	33.5	51	0
Kenyan Drake	2	39	19.5	31t	1
Josh Jacobs	1	29	29.0	29	0
Foster Moreau	1	11	11.0	11	0
Jalen Richard	1	3	3.0	3	0
TOTAL	18	341	18.9	51	2

PUNTING	NO	YDS	AVG	TB	I20	LG
AJ Cole	4	228	57.0	2	2	71
TOTAL	4	228	57.0	2	2	71

KICKOFF RETURNS	NO	YDS	AVG	LG	TD
No Kickoff Returns					

PUNT RETURNS	NO	YDS	AVG	LG	TD
Hunter Renfrow	1	5	5.0	5	0
TOTAL	1	5	5.0	5	0

TOP DEFENSE	TOT	SOLO	AST	SCK	YDS	INT
Cory Littleton	11	7	4	0.5	0.5	0
Denzel Perryman	11	6	5	0.0	0.0	0
Nate Hobbs	10	6	4	0.0	0.0	0

FIELD GOALS	FGM/FGA	PERCENT	RESULTS
Daniel Carlson	2-3	66.7	50G, 43RU, 30G
TOTAL	2-3	66.7	

SACKS

Cory Littleton [0.5/0.5], Maxx Crosby [3.0/15.5], Quinton Jefferson [1.0/7.5], Damion Square [0.5/1.5]

DENVER BRONCOS

PASSING	ATT	CP	YDS	SK/YD	TD	LG	INT	RTG
Teddy Bridgewater	49	35	334	5/25	3	26	3	84.9
TOTAL	49	35	334	5/25	3	26	3	84.9

RUSHING	ATT	YDS	AVG	LG	TD
Javonte Williams	11	53	4.8	30	0
Melvin Gordon III	10	50	5.0	10	0
Teddy Bridgewater	2	9	4.5	5	0
TOTAL	23	112	4.9	30	0

RECEIVING	NO	YDS	AVG	LG	TD
Noah Fant	9	97	10.8	26	1
Courtland Sutton	8	94	11.8	18	1
Kendall Hinton	5	37	7.4	12	0
Tim Patrick	3	42	14.0	23t	1
Eric Saubert	3	23	7.7	11	0
Melvin Gordon III	3	23	7.7	11	0
Javonte Williams	3	15	5.0	10	0
Mike Boone	1	3	3.0	3	0
TOTAL	35	334	9.5	26	3

PUNTING	NO	YDS	AVG	TB	I20	LG
Sam Martin	4	164	41.0	0	2	47
TOTAL	4	164	41.0	0	2	47

KICKOFF RETURNS	NO	YDS	AVG	TB	LG	TD
Diontae Spencer	4	66	16.5	23	0	
TOTAL	4	66	16.5	23	0	

PUNT RETURNS	NO	YDS	AVG	LG	TD
No Punt Returns					

TOP DEFENSE	TOT	SOLO	AST	SCK	YDS	INT
Kareem Jackson	6	4	2	1.0	0.0	0
Ronald Darby	5	4	1	0.0	0.0	0
Alexander Johnson	4	3	1	0.0	0.0	0

FIELD GOALS	FGM/FGA	PERCENT	RESULTS
Brandon McManus	1-1	100.0	32G
TOTAL	1-1	100.0	

SACKS

Kareem Jackson [1.0/0.0], Bryce Callahan [1.0/1.0]

TEAM STATISTICS

First Downs	16	25
3rd-Down Eff. (Made/Att/Pct)	4/11/36%	5/14/36%
4th-Down Eff. (Made/Att/Pct)	0/0/0%	1/3/33%
Total Net Yards	426	421
Total Plays	52	77
Yards Per Play	8.2	5.5
Rushes/Net Yards	23/86	23/112
Net Passing	340	309
Pass Attempts/Completions	27/18	49/35
Had Intercepted	0	3
Sacked/Yards Lost	2/1	5/25
Punts/Average	4/57.0	4/41.0
Penalties/Yards	6/54	6/53
Fumbles/Lost	1/0	1/1
Possession Time	25:27	34:33

RAIDERS BRONCOS



LAST WEEK'S GAME

Regular Season Week #6

National Football League Game Summary

NFL Copyright © 2021 by The National Football League. All rights reserved. This summary and play-by-play is for the express purpose of assisting media in their coverage of the game; any other use of this material is prohibited without the written permission of the National Football League.

Date: Sunday, 10/17/2021 **Las Vegas Raiders at Denver Broncos** Start Time: 2:25 PM MDT
at Empower Field at Mile High, Denver, CO

Game Day Weather

Game Weather: Sunny Temp: 69° F (20.6° C) Humidity: 12%, Wind: North 7 mph
Played Open Stadium on Turf: Grass Outdoor Weather: Sunny,

Officials

Referee: Torbert, Ronald (62) Umpire: Pellis, Mark (131) Down Judge: Codey, Kevin (16)
Line Judge: Steinkerchner, Mark (84) Field Judge: Dickson, Ryan (25) Side Judge: Washington, Keith (7)
Back Judge: Josselyn, Tony (67) Replay Official: Choudhry, Saleem (0)

Lineups

Las Vegas Raiders				Denver Broncos			
Offense		Defense		Offense		Defense	
WR	89 B.Edwards	DE	91 Y.Ngakoue	WR	14 C.Sutton	DE	93 D.Jones
LT	74 K.Miller	DT	97 D.Square	TE	87 N.Fant	NT	98 M.Purcell
LG	76 J.Simpson	DT	77 Q.Jefferson	LT	72 G.Bolles	DE	96 S.Harris
C	68 A.James	DE	98 M.Crosby	LG	66 D.Risner	SLB	58 V.Miller
RG	70 A.Leatherwood	SLB	34 K.Wright	C	79 L.Cushenberry	WLB	59 M.Reed
RT	75 B.Parker	MLB	52 D.Perryman	RG	61 G.Glasgow	ILB	45 A.Johnson
TE	83 D.Waller	WLB	42 C.Littleton	RT	70 B.Massie	ILB	40 J.Strnad
WR	11 H.Ruggs	CB	21 A.Robertson	TE	82 E.Saubert	CB	21 R.Darby
QB	4 D.Carr	RCB	29 C.Hayward	WR	81 T.Patrick	RCB	2 P.Surtain
FB	45 A.Ingold	FS	25 T.Moehrig	QB	5 T.Bridgewater	SS	22 K.Jackson
RB	28 J.Jacobs	SS	24 J.Abram	RB	25 M.Gordon	FS	31 J.Simmons

Substitutions

K 2 D.Carlson, LB 5 D.Deablo, P 6 A.Cole, WR 7 Z.Jones, WR 13 H.Renfrow, WR 17 W.Snead, CB 22 K.Nixon, RB 23 K.Drake, RB 30 J.Richard, S 32 D.Leavitt, S 33 R.Teamer, CB 35 B.Facyson, S 37 T.Gillespie, CB 39 N.Hobbs, LB 44 N.Kwiatkoski, LS 47 T.Sieg, C 66 N.Martin, OL 72 J.Eluemunor, TE 82 N.Bowers, TE 87 F.Moreau, DT 92 S.Thomas, DT 93 K.Vickers, DE 94 C.Nassib, DE 99 C.Ferrell

Substitutions

P 6 S.Martin, K 8 B.McManus, WR 9 K.Hinton, WR 11 D.Spencer, WR 16 T.Cleveland, WR 17 J.Brown, CB 23 K.Fuller, RB 26 M.Boone, CB 27 N.Hairston, RB 28 D.Crockett, CB 29 B.Callahan, S 30 C.Sterns, RB 33 J.Williams, S 37 P.Locke, ILB 43 M.Kiser, LS 46 J.Bobenmoyer, OLB 48 A.Mintze, G 52 N.Muti, OLB 53 J.Cooper, ILB 56 B.Browning, T 76 C.Anderson, G/C 77 Q.Meinerz, FB/TE 83 A.Beck, DL 90 D.Williams, DL 99 S.Stephen

Did Not Play

QB 8 M.Mariota, G 60 J.Simmons

Did Not Play

QB 3 D.Lock

Not Active

QB 3 N.Peterman, RB 31 P.Barber, DE 51 M.Koonce, T 78 J.Barton, DT 90 J.Hankins, DT 96 D.Philon

Not Active

QB 4 B.Rypien, CB 35 K.Vincent, S 41 J.Johnson, T 73 C.Fleming, WR 89 D.Moore, OLB 94 A.Patrick, DL 95 M.Agim

Field Goals (made () & missed)

D.Carlson		(50) 43RU (30)	B.McManus		(32)		
			1	2	3	4	OT
VISITOR:	Las Vegas Raiders		10	7	14	3	0
HOME:	Denver Broncos		7	0	3	14	0

Scoring Plays

Team	Qtr	Time	Play Description (Extra Point) (Drive Info)	Visitor	Home
Raiders	1	11:54	H.Ruggs 48 yd. pass from D.Carr (D.Carlson kick) (6-75, 3:06)	7	0
Broncos	1	6:49	T.Patrick 23 yd. pass from T.Bridgewater (B.McManus kick) (8-84, 5:05)	7	7
Raiders	1	2:40	D.Carlson 50 yd. Field Goal (8-43, 4:09)	10	7
Raiders	2	0:30	K.Drake 31 yd. pass from D.Carr (D.Carlson kick) (5-82, 0:31)	17	7
Raiders	3	11:27	K.Drake 18 yd. run (D.Carlson kick) (4-56, 1:53)	24	7
Broncos	3	6:38	B.McManus 32 yd. Field Goal (9-64, 4:49)	24	10
Raiders	3	0:07	J.Jacobs 3 yd. run (D.Carlson kick) (5-42, 2:12)	31	10
Broncos	4	11:16	C.Sutton 12 yd. pass from T.Bridgewater (B.McManus kick) (12-75, 3:51)	31	17
Raiders	4	7:57	D.Carlson 30 yd. Field Goal (7-64, 3:19)	34	17

Regular Season Week #6

National Football League Game Summary

NFL Copyright © 2021 by The National Football League. All rights reserved. This summary and play-by-play is for the express purpose of assisting media in their coverage of the game; any other use of this material is prohibited without the written permission of the National Football League.

Broncos	4	1:12	N.Fant 4 yd. pass from T.Bridgewater (B.McManus kick) (8-86, 2:51)	34	24
Paid Attendance: 76,854				Time: 3:10	

Las Vegas Raiders vs Denver Broncos
10/17/2021 at Empower Field at Mile High

Final Individual Statistics

Las Vegas Raiders

RUSHING	ATT	YDS	AVG	LG	TD
J.Jacobs	16	53	3.3	6	1
K.Drake	4	34	8.5	18	1
J.Richard	1	0	0.0	0	0
D.Carr	2	-1	-0.5	0	0
Total	23	86	3.7	18	2

PASSING	ATT	CMP	YDS	SK/YD	TD	LG	IN	RT
D.Carr	27	18	341	2/1	2	51	0	134.4
Total	27	18	341	2/1	2	51	0	134.4

PASS RECEIVING	TAR	REC	YDS	AVG	LG	TD
D.Waller	5	5	59	11.8	33	0
H.Ruggs	4	3	97	32.3	48	1
H.Renfrow	5	3	36	12.0	25	0
B.Edwards	4	2	67	33.5	51	0
K.Drake	2	2	39	19.5	31	1
J.Jacobs	1	1	29	29.0	29	0
F.Moreau	1	1	11	11.0	11	0
J.Richard	1	1	3	3.0	3	0
W.Snead	1	0	0	0.0	0	0
A.Ingold	1	0	0	0.0	0	0
Total	25	18	341	18.9	51	2

INTERCEPTIONS	NO	YDS	AVG	LG	TD
T.Moehrig	1	35	35.0	35	0
J.Abram	1	6	6.0	6	0
B.Facyson	1	0	0.0	0	0
Total	3	41	13.7	35	0

PUNTING	NO	YDS	AVG	NET	TB	IN20	LG
A.Cole	4	228	57.0	47.0	2	2	71
Total	4	228	57.0	47.0	2	2	71

PUNT RETURNS	NO	YDS	AVG	FC	LG	TD
H.Renfrow	1	5	5.0	2	5	0
[OUT OF BOUNDS]	1	0	0.0	0	0	0
Total	1	5	5.0	2	5	0

KICKOFF RETURNS	NO	YDS	AVG	FC	LG	TD
[TOUCHBACK]	4	0	0.0	0	0	0
Total	0	0	0.0	0	0	0

Denver Broncos

RUSHING	ATT	YDS	AVG	LG	TD
J.Williams	11	53	4.8	30	0
M.Gordon	10	50	5.0	10	0
T.Bridgewater	2	9	4.5	5	0
Total	23	112	4.9	30	0

PASSING	ATT	CMP	YDS	SK/YD	TD	LG	IN	RT
T.Bridgewater	49	35	334	5/25	3	26	3	84.9
Total	49	35	334	5/25	3	26	3	84.9

PASS RECEIVING	TAR	REC	YDS	AVG	LG	TD
N.Fant	11	9	97	10.8	26	1
C.Sutton	14	8	94	11.8	18	1
K.Hinton	5	5	37	7.4	12	0
T.Patrick	6	3	42	14.0	23	1
E.Saubert	5	3	23	7.7	11	0
M.Gordon	3	3	23	7.7	11	0
J.Williams	3	3	15	5.0	10	0
M.Boone	1	1	3	3.0	3	0
Total	48	35	334	9.5	26	3

INTERCEPTIONS	NO	YDS	AVG	LG	TD
Total	0	0	0	0	0

PUNTING	NO	YDS	AVG	NET	TB	IN20	LG
S.Martin	4	164	41.0	39.8	0	2	47
Total	4	164	41.0	39.8	0	2	47

PUNT RETURNS	NO	YDS	AVG	FC	LG	TD
D.Spencer	0	0	0.0	2	0	0
[TOUCHBACK]	2	0	0.0	0	0	0
Total	0	0	0.0	2	0	0

KICKOFF RETURNS	NO	YDS	AVG	FC	LG	TD
D.Spencer	4	66	16.5	0	23	0
[TOUCHBACK]	3	0	0.0	0	0	0
Total	4	66	16.5	0	23	0

Las Vegas Raiders

FUMBLES	FUM	LOST	OWN-REC	YDS	TD	FORCED	OPP-REC	YDS	TD	OUT-BDS
D.Carr	1	0	1	-2	0	0	0	0	0	0
S.Thomas	0	0	0	0	0	1	0	0	0	0
D.Perryman	0	0	0	0	0	0	1	1	0	0
Total	1	0	1	-2	0	1	1	1	0	0

Denver Broncos

FUMBLES	FUM	LOST	OWN-REC	YDS	TD	FORCED	OPP-REC	YDS	TD	OUT-BDS
T.Bridgewater	1	1	0	0	0	0	0	0	0	0
Total	1	1	0	0	0	0	0	0	0	0

Las Vegas Raiders vs Denver Broncos
10/17/2021 at Empower Field at Mile High

Final Team Statistics

	Visitor Raiders	Home Broncos
TOTAL FIRST DOWNS	16	25
By Rushing	4	6
By Passing	11	18
By Penalty	1	1
THIRD DOWN EFFICIENCY	4-11-36.4%	5-14-35.7%
FOURTH DOWN EFFICIENCY	0-0-0.0%	1-3-33.3%
TOTAL NET YARDS	426	421
Total Offensive Plays (inc. times thrown passing)	52	77
Average gain per offensive play	8.2	5.5
NET YARDS RUSHING	86	112
Total Rushing Plays	23	23
Average gain per rushing play	3.7	4.9
Tackles for a loss-number and yards	0-0	0-0
NET YARDS PASSING	340	309
Times thrown - yards lost attempting to pass	2-1	5-25
Gross yards passing	341	334
PASS ATTEMPTS-COMPLETIONS-HAD INTERCEPTED	27-18-0	49-35-3
Avg gain per pass play (inc.# thrown passing)	11.7	5.7
KICKOFFS Number-In End Zone-Touchbacks	7-5-3	5-4-4
PUNTS Number and Average	4-57.0	4-41.0
Had Blocked	0	0
FGs - PATs Had Blocked	0-0	0-0
Net Punting Average	47.0	39.8
TOTAL RETURN YARDAGE (Not Including Kickoffs)	46	0
No. and Yards Punt Returns	1-5	0-0
No. and Yards Kickoff Returns	0-0	4-66
No. and Yards Interception Returns	3-41	0-0
PENALTIES Number and Yards	6-54	6-53
FUMBLES Number and Lost	1-0	1-1
TOUCHDOWNS	4	3
Rushing	2	0
Passing	2	3
EXTRA POINTS Made-Attempts	4-4	3-3
Kicking Made-Attempts	4-4	3-3
FIELD GOALS Made-Attempts	2-3	1-1
RED ZONE EFFICIENCY	2-3-67%	2-3-67%
GOAL TO GO EFFICIENCY	1-1-100%	1-1-100%
SAFETIES	0	0
FINAL SCORE	34	24
TIME OF POSSESSION	25:27	34:33

Las Vegas Raiders vs Denver Broncos
10/17/2021 at Empower Field at Mile High

Ball Possession And Drive Chart

Las Vegas Raiders

#	Time Recd	Time Lost	Time Poss	How Ball Obtained	Drive Began	# Play	Yds Gain	Yds Pen	Net Yds	1st Down	Last Scrm	How Given Up
1	15:00	11:54	3:06	Kickoff	LV 25	6	70	5	75	3	DEN 48	Touchdown
2	6:49	2:40	4:09	Kickoff	LV 25	8	43	0	43	2	DEN 32	Field Goal
3	0:24	13:11	2:13	Interception	DEN 49	6	19	5	24	2	DEN 25	Missed FG
4	11:39	10:11	1:28	Punt	LV 15	4	19	0	19	1	LV 34	Punt
5	4:31	2:36	1:55	Punt	LV 25	3	14	-10	4	0	LV 29	Punt
6	1:01	0:30	0:31	Punt	LV 18	5	82	0	82	3	DEN 31	Touchdown
7	13:20	11:27	1:53	Punt	LV 44	4	56	0	56	2	* DEN 18	Touchdown
8	6:38	5:06	1:32	Kickoff	LV 25	3	8	0	8	0	LV 33	Punt
9	2:19	0:07	2:12	Fumble	DEN 42	5	42	0	42	2	* DEN 3	Touchdown
10	11:16	7:57	3:19	Kickoff	LV 25	7	68	-4	64	1	* DEN 11	Field Goal
11	6:48	4:03	2:45	Interception	DEN 45	3	4	-10	-6	0	LV 49	Punt
12	0:24	0:00	0:24	Interception	DEN 49	1	-1	0	-1	0	DEN 49	End of Game

(417) Average LV 35

Denver Broncos

#	Time Recd	Time Lost	Time Poss	How Ball Obtained	Drive Began	# Play	Yds Gain	Yds Pen	Net Yds	1st Down	Last Scrm	How Given Up
1	11:54	6:49	5:05	Kickoff	DEN 16	8	64	20	84	5	LV 23	Touchdown
2	2:40	0:24	2:16	Kickoff	DEN 18	5	19	0	19	1	DEN 37	Interception
3	13:11	11:39	1:32	Missed FG	DEN 33	3	5	0	5	0	DEN 38	Punt
4	10:11	4:31	5:40	Punt	DEN 20	9	22	5	27	2	DEN 47	Punt
5	2:36	1:01	1:35	Punt	DEN 20	6	36	-20	16	1	DEN 36	Punt
6	0:30	0:00	0:30	Kickoff	DEN 25	1	-8	0	-8	0	DEN 25	End of Half
7	15:00	13:20	1:40	Kickoff	DEN 17	3	4	-3	1	0	DEN 18	Punt
8	11:27	6:38	4:49	Kickoff	DEN 22	9	64	0	64	3	* LV 14	Field Goal
9	5:06	2:19	2:47	Punt	DEN 13	6	27	0	27	2	DEN 36	Fumble
10	0:07	11:16	3:51	Kickoff	DEN 25	12	90	-15	75	5	* LV 12	Touchdown
11	7:57	6:48	1:09	Kickoff	DEN 25	4	12	0	12	1	DEN 37	Interception
12	4:03	1:12	2:51	Punt	DEN 14	8	86	0	86	5	* LV 4	Touchdown
13	1:12	0:24	0:48	Onside Kick	DEN 44	4	0	0	0	0	DEN 44	Interception

(292) Average DEN 22

* inside opponent's 20

Time of Possession by Quarter

Visitor	Las Vegas Raiders	1st	2nd	3rd	4th	OT	Total
		7:39	5:43	5:37	6:28		25:27
Home	Denver Broncos	7:21	9:17	9:23	8:32		34:33

Kickoff Drive No.-Start Average

Raiders: 4 - LV 25 Broncos: 7 - DEN 21

Las Vegas Raiders vs Denver Broncos
10/17/2021 at Empower Field at Mile High

Final Defensive Statistics

Las Vegas Raiders

Regular Defensive Plays

Special Teams

Misc

	TKL	AST	COMB	SK	/ YDS	TFL	Q	IN	PD	FF	FR	TKL	AST	FF	FR	BL	TKL	AST	FF	FR
C.Littleton	7	4	11	0.5	0.5	0	1	0	1	0	0	0	0	0	0	0	0	0	0	0
D.Perryman	6	5	11	0	0	0	0	0	0	0	1	0	0	0	0	0	0	0	0	0
N.Hobbs	6	4	10	0	0	0	0	0	0	0	0	0	1	0	0	0	0	0	0	0
J.Abram	7	2	9	0	0	0	0	1	1	0	0	0	0	0	0	0	0	0	0	0
M.Crosby	2	4	6	3	15.5	1	5	0	1	0	0	0	0	0	0	0	0	0	0	0
Q.Jefferson	1	3	4	1	7.5	0	2	0	0	0	0	0	0	0	0	0	0	0	0	0
K.Wright	1	3	4	0	0	0	0	0	0	0	0	0	0	0	0	0	0	0	0	0
C.Hayward	3	0	3	0	0	0	0	0	1	0	0	0	0	0	0	0	0	0	0	0
T.Moehrig	2	1	3	0	0	0	0	1	2	0	0	0	0	0	0	0	0	0	0	0
B.Facyson	2	1	3	0	0	0	0	1	2	0	0	0	0	0	0	0	0	0	0	0
A.Robertson	2	1	3	0	0	0	0	0	0	0	0	0	0	0	0	0	0	0	0	0
R.Teamer	2	0	2	0	0	0	0	0	0	0	0	0	0	0	0	0	0	0	0	0
D.Square	0	2	2	0.5	1.5	0	3	0	0	0	0	0	0	0	0	0	0	0	0	0
S.Thomas	1	0	1	0	0	0	3	0	0	1	0	0	0	0	0	0	0	0	0	0
C.Ferrell	1	0	1	0	0	0	1	0	0	0	0	0	0	0	0	0	0	0	0	0
C.Nassib	1	0	1	0	0	0	0	0	0	0	0	0	0	0	0	0	0	0	0	0
Y.Ngakoue	0	1	1	0	0	0	2	0	0	0	0	0	0	0	0	0	0	0	0	0
D.Leavitt	0	1	1	0	0	0	0	0	0	0	0	2	1	0	0	0	0	0	0	0
K.Nixon	0	1	1	0	0	0	0	0	0	0	0	0	0	0	0	0	0	0	0	0
N.Kwiatkoski	0	1	1	0	0	0	0	0	0	0	0	0	0	0	0	0	0	0	0	0
A.Ingold	0	0	0	0	0	0	0	0	0	0	0	0	1	0	0	0	0	0	0	0
T.Gillespie	0	0	0	0	0	0	0	0	0	0	0	0	1	0	0	0	0	0	0	0
D.Carr	0	0	0	0	0	0	0	0	0	0	0	0	0	0	0	0	0	0	0	1
Total	44	34	78	5	25	1	17	3	8	1	1	2	4	0	0	0	0	0	0	1

TKL = Tackle AST = Assist COMB = Combined QH=QB Hit IN = Interception PD = Pass Defense FF = Forced Fumble FR = Fumble Recovery

Denver Broncos

Regular Defensive Plays

Special Teams

Misc

	TKL	AST	COMB	SK	/ YDS	TFL	QH	IN	PD	FF	FR	TKL	AST	FF	FR	BL	TKL	AST	FF	FR
K.Jackson	4	2	6	1	0	0	0	0	0	0	0	0	0	0	0	0	0	0	0	0
R.Darby	4	1	5	0	0	0	0	0	0	0	0	0	0	0	0	0	0	0	0	0
P.Surtain	4	0	4	0	0	0	0	0	1	0	0	0	0	0	0	0	0	0	0	0
A.Johnson	3	1	4	0	0	0	0	0	0	0	0	0	0	0	0	0	0	0	0	0
M.Purcell	2	2	4	0	0	0	0	0	0	0	0	0	0	0	0	0	0	0	0	0
B.Callahan	3	0	3	1	1	1	1	0	0	0	0	0	0	0	0	0	0	0	0	0
J.Strnad	3	0	3	0	0	0	1	0	0	0	0	0	0	0	0	0	0	0	0	0
J.Simmons	1	2	3	0	0	0	0	0	0	0	0	0	0	0	0	0	0	0	0	0
M.Kiser	1	2	3	0	0	0	0	0	0	0	0	0	0	0	0	0	0	0	0	0
V.Miller	2	0	2	0	0	0	1	0	0	0	0	0	0	0	0	0	0	0	0	0
D.Williams	1	1	2	0	0	0	1	0	0	0	0	0	0	0	0	0	0	0	0	0
S.Harris	0	2	2	0	0	0	0	0	0	0	0	0	0	0	0	0	0	0	0	0
S.Stephen	0	2	2	0	0	0	0	0	0	0	0	0	0	0	0	0	0	0	0	0
M.Reed	1	0	1	0	0	0	0	0	0	0	0	0	0	0	0	0	0	0	0	0
C.Sterns	1	0	1	0	0	0	0	0	0	0	0	0	0	0	0	0	0	0	0	0
D.Jones	0	1	1	0	0	0	0	0	0	0	0	0	0	0	0	0	0	0	0	0
T.Cleveland	0	0	0	0	0	0	0	0	0	0	0	1	0	0	0	0	0	0	0	0
N.Fant	0	0	0	0	0	0	0	0	0	0	0	0	0	0	0	0	2	0	0	0
J.Williams	0	0	0	0	0	0	0	0	0	0	0	0	0	0	0	0	1	0	0	0
G.Glasgow	0	0	0	0	0	0	0	0	0	0	0	0	0	0	0	0	0	1	0	0
B.Massie	0	0	0	0	0	0	0	0	0	0	0	0	0	0	0	0	0	1	0	0
Total	30	16	46	2	1	1	4	0	1	0	0	1	0	0	0	0	3	2	0	0

First Half Summary

TIME OF POSSESSION

Raiders	13:22
Broncos	16:38

Team	Qtr	Time	Play Description (Extra Point) (Drive Info)	Visitor	Home
Raiders	1	11:54	H.Ruggs 48 yd. pass from D.Carr (D.Carlson kick) (6-75, 3:06)	7	0
Broncos	1	6:49	T.Patrick 23 yd. pass from T.Bridgewater (B.McManus kick) (8-84, 5:05)	7	7
Raiders	1	2:40	D.Carlson 50 yd. Field Goal (8-43, 4:09)	10	7
Raiders	2	0:30	K.Drake 31 yd. pass from D.Carr (D.Carlson kick) (5-82, 0:31)	17	7

	Las Vegas Raiders	Denver Broncos
TOTAL FIRST DOWNS	11	9
First Downs Rushing-Passing-by Penalty	2 - 8 - 1	4 - 4 - 1
THIRD DOWN EFFICIENCY	2-6-33.3%	3-7-42.9%
TOTAL NET YARDS	247	138
Total Offensive Plays	30	32
NET YARDS RUSHING	38	56
NET YARDS PASSING	209	82
Gross Yards Passing	210	99
Times thrown-yards lost attempting to pass	2-1	3-17
Pass Attempts-Completions-Had Intercepted	19 - 13 - 0	17 - 12 - 1
Punts-Number and Average	2 - 68.5	3 - 42.0
Penalties-Number and Yards	3 - 35	4 - 30
Fumbles-Number and Lost	0 - 0	0 - 0
Red Zone Efficiency	0-0-0%	0-0-0%
Average Drive Start	LV 26	DEN 22

Las Vegas Raiders										Denver Broncos									
RUSHING				ATT	YDS	AVG	LG	TD		RUSHING				ATT	YDS	AVG	LG	TD	
J.Jacobs				7	23	3.3	6	0		M.Gordon				6	34	5.7	10	0	
K.Drake				2	15	7.5	9	0		J.Williams				5	17	3.4	11	0	
										T.Bridgewater				1	5	5.0	5	0	
Total				9	38	4.2	9	0		Total				12	56	4.7	11	0	
PASSING		ATT	CMP	YDS	SK/YD	TD	LG	IN	RT	PASSING		ATT	CMP	YDS	SK/YD	TD	LG	IN	RT
D.Carr		19	13	210	2/1	2	48	0	140.2	T.Bridgewater		17	12	99	3/17	1	23	1	80.3
Total		19	13	210	2/1	2	48	0	140.2	Total		17	12	99	3/17	1	23	1	80.3
PASS RECEIVING		TAR		REC	YDS	AVG	LG	TD		PASS RECEIVING		TAR		REC	YDS	AVG	LG	TD	
D.Waller		4		4	51	12.8	33	0		M.Gordon		3		3	23	7.7	11	0	
H.Ruggs		3		2	57	28.5	48	1		N.Fant		3		3	9	3.0	5	0	
K.Drake		2		2	39	19.5	31	1		T.Patrick		3		2	30	15.0	23	1	
H.Renfrow		3		2	33	16.5	25	0		C.Sutton		3		1	14	14.0	14	0	
B.Edwards		2		1	16	16.0	16	0		J.Williams		1		1	10	10.0	10	0	
F.Moreau		1		1	11	11.0	11	0		K.Hinton		1		1	7	7.0	7	0	
J.Richard		1		1	3	3.0	3	0		E.Saubert		2		1	6	6.0	6	0	
W.Snead		1		0	0	0.0	0	0											
Total		17		13	210	16.2	48	2		Total		16		12	99	8.3	23	1	

[illegible]

First Half Summary

Play By Play

First Quarter

10/17/2021

DEN wins the coin toss and elects to defer. LV elects to Receive, and DEN elects to defend the north goal.

B.McManus kicks 65 yards from DEN 35 to end zone, Touchback.

Las Vegas Raiders at 15:00

1-10-LV 25	(15:00) D.Carr pass short right to H.Ruggs pushed ob at LV 34 for 9 yards (P.Surtain).	
2-1-LV 34	(14:29) J.Jacobs left tackle to LV 35 for 1 yard (J.Strnad).	R1
1-10-LV 35	(13:57) (Shotgun) J.Jacobs right guard to LV 39 for 4 yards (A.Johnson).	
2-6-LV 39	(13:25) D.Carr pass incomplete deep right to H.Ruggs. <i>PENALTY on DEN-P.Surtain, Illegal Contact, 5 yards, enforced at LV 39 - No Play.</i>	X2
1-10-LV 44	(13:18) K.Drake right tackle to 50 for 6 yards (M.Reed).	
2-4-50	(12:40) (Shotgun) J.Jacobs right tackle to DEN 48 for 2 yards (A.Johnson).	
3-2-DEN 48	(12:03) (Shotgun) D.Carr pass deep middle to H.Ruggs for 48 yards, TOUCHDOWN. D.Carlson extra point is GOOD, Center-T.Sieg, Holder-A.Cole.	P3

LV 7 DEN 0, 6 plays, 75 yards, 1 penalty, 3:06 drive, 3:06 elapsed

D.Carlson kicks 62 yards from LV 35 to DEN 3. D.Spencer to DEN 16 for 13 yards (D.Leavitt).

Denver Broncos at 11:54, (1st play from scrimmage 11:46)

1-10-DEN 16	(11:46) T.Bridgewater pass short right to T.Patrick pushed ob at DEN 23 for 7 yards (A.Robertson).	
2-3-DEN 23	(11:16) M.Gordon up the middle to DEN 33 for 10 yards (T.Moehrig).	R1
1-10-DEN 33	(10:39) M.Gordon right guard to DEN 34 for 1 yard (K.Wright; Q.Jefferson).	
2-9-DEN 34	(9:53) T.Bridgewater sacked at DEN 31 for -3 yards (sack split by M.Crosby and D.Square).	
3-12-DEN 31	(9:06) (Shotgun) T.Bridgewater pass short right to C.Sutton to DEN 45 for 14 yards (A.Robertson).	P2
1-10-DEN 45	(8:21) T.Bridgewater pass incomplete deep left to K.Hinton. <i>PENALTY on LV-C.Littleton, Defensive Pass Interference, 20 yards, enforced at DEN 45 - No Play.</i>	X3
1-10-LV 35	(8:15) M.Gordon left guard to LV 26 for 9 yards (J.Abram; A.Robertson).	
2-1-LV 26	(7:34) M.Gordon up the middle to LV 23 for 3 yards (K.Wright).	R4
1-10-LV 23	(6:57) T.Bridgewater pass short right to T.Patrick for 23 yards, TOUCHDOWN [Y.Ngakoue]. B.McManus extra point is GOOD, Center-J.Bobenmoyer, Holder-S.Martin.	P5

LV 7 DEN 7, 8 plays, 84 yards, 1 penalty, 5:05 drive, 8:11 elapsed

B.McManus kicks 65 yards from DEN 35 to end zone, Touchback.

Las Vegas Raiders at 6:49

1-10-LV 25	(6:49) D.Carr pass short right to D.Waller to LV 27 for 2 yards (B.Callahan).	
2-8-LV 27	(6:09) J.Jacobs right end to LV 33 for 6 yards (S.Harris; A.Johnson).	
3-2-LV 33	(5:23) (Shotgun) D.Carr pass short left to J.Richard to LV 36 for 3 yards (J.Strnad).	P4
1-10-LV 36	(4:43) (No Huddle) D.Carr pass short middle to H.Renfrow to DEN 39 for 25 yards (K.Jackson).	P5
1-10-DEN 39	(4:02) J.Jacobs left guard to DEN 35 for 4 yards (S.Stephen; M.Purcell).	
2-6-DEN 35	(3:25) (Shotgun) J.Jacobs left guard to DEN 32 for 3 yards (M.Purcell). Timeout #1 by DEN at 02:50.	
3-3-DEN 32	(2:50) (Shotgun) D.Carr pass incomplete short right.	
4-3-DEN 32	(2:45) D.Carlson 50 yard field goal is GOOD, Center-T.Sieg, Holder-A.Cole.	

LV 10 DEN 7, 8 plays, 43 yards, 4:09 drive, 12:20 elapsed

D.Carlson kicks 65 yards from LV 35 to DEN 0. D.Spencer to DEN 18 for 18 yards (D.Leavitt).

Denver Broncos at 2:40, (1st play from scrimmage 2:35)

1-10-DEN 18	(2:35) (Shotgun) J.Williams left end pushed ob at DEN 29 for 11 yards (D.Perryman).	R6
1-10-DEN 29	(2:02) J.Williams up the middle to DEN 32 for 3 yards (C.Hayward).	
2-7-DEN 32	(1:22) T.Bridgewater pass incomplete deep right to C.Sutton [D.Square].	
3-7-DEN 32	(1:16) (Shotgun) T.Bridgewater pass short left to N.Fant to DEN 37 for 5 yards (R.Teamer).	
4-2-DEN 37	(:30) (Shotgun) T.Bridgewater pass short middle intended for E.Saubert INTERCEPTED by B.Facyson at DEN 49. B.Facyson to DEN 49 for no gain (N.Fant).	

Las Vegas Raiders at 0:24

1-10-DEN 49	(:24) (Shotgun) D.Carr pass short left to F.Moreau to DEN 38 for 11 yards (J.Simmons; K.Jackson).	P6
1-10-DEN 38	(:02) (No Huddle) <i>PENALTY on DEN-V.Miller, Defensive Offside, 5 yards, enforced at DEN 38 - No Play.</i>	

Las Vegas Raiders vs Denver Broncos at Empower Field at Mile High

END OF QUARTER

		Time	First Downs				Efficiencies	
	Score	Poss	R	P	X	T	3 Down	4 Down
Las Vegas Raiders	10	7:39	1	4	1	6	2/3	0/0
Denver Broncos	7	7:21	3	2	1	6	1/2	0/1

Play By Play

Second Quarter

10/17/2021

Las Vegas Raiders continued.

1-5-DEN 33	(15:00) K.Drake left tackle to DEN 24 for 9 yards (K.Jackson; R.Darby).	R7
<u>1-10-DEN 24</u>	(14:26) (Shotgun) D.Carr sacked ob at DEN 24 for 0 yards (K.Jackson).	
2-10-DEN 24	(13:54) (Shotgun) D.Carr pass incomplete short left to H.Renfrow.	
3-10-DEN 24	(13:49) (Shotgun) D.Carr sacked at DEN 25 for -1 yards (B.Callahan).	
4-11-DEN 25	(13:16) D.Carlson 43 yard field goal is No Good, Hit Right Upright, Center-T.Sieg, Holder-A.Cole.	

Denver Broncos at 13:11

1-10-DEN 33	(13:11) T.Bridgewater pass short left to N.Fant to DEN 34 for 1 yard (C.Littleton).
2-9-DEN 34	(12:34) M.Gordon right end to DEN 38 for 4 yards (C.Hayward).
3-5-DEN 38	(11:52) (Shotgun) T.Bridgewater pass incomplete deep left to C.Sutton.
4-5-DEN 38	(11:46) S.Martin punts 47 yards to LV 15, Center-J.Bobenmoyer, out of bounds.

Las Vegas Raiders at 11:39

1-10-LV 15	(11:39) D.Carr pass short middle to B.Edwards to LV 31 for 16 yards (R.Darby).	P8
<u>1-10-LV 31</u>	(11:03) (Shotgun) D.Carr pass incomplete short middle to W.Snead [D.Williams].	
2-10-LV 31	(11:00) J.Jacobs right end to LV 34 for 3 yards (P.Surtain).	
3-7-LV 34	(10:25) (Shotgun) D.Carr pass incomplete deep right to H.Ruggs.	
4-7-LV 34	(10:19) A.Cole punts 66 yards to end zone, Center-T.Sieg, Touchback.	

Denver Broncos at 10:11

1-10-DEN 20	(10:11) J.Williams right end to DEN 20 for no gain (D.Square; C.Littleton).	
2-10-DEN 20	(9:37) (Shotgun) <i>PENALTY on LV-S.Thomas, Neutral Zone Infraction, 5 yards, enforced at DEN 20 - No Play.</i>	
2-5-DEN 25	(9:26) J.Williams right tackle to DEN 28 for 3 yards (B.Facyson).	
3-2-DEN 28	(8:50) T.Bridgewater pass short left to N.Fant to DEN 31 for 3 yards (C.Littleton).	P7
<u>1-10-DEN 31</u>	(8:13) (Shotgun) T.Bridgewater pass short middle to E.Saubert to DEN 37 for 6 yards (C.Littleton).	
2-4-DEN 37	(7:38) (Shotgun) J.Williams left guard to DEN 37 for no gain (N.Hobbs).	
3-4-DEN 37	(6:56) (Shotgun) T.Bridgewater scrambles left guard to DEN 42 for 5 yards (C.Littleton).	R8
<u>1-10-DEN 42</u>	(6:13) T.Bridgewater pass incomplete short right [D.Square].	
2-10-DEN 42	(6:04) (Shotgun) T.Bridgewater sacked at DEN 36 for -6 yards (M.Crosby).	
3-16-DEN 36	(5:19) (Shotgun) T.Bridgewater pass short left to M.Gordon to DEN 47 for 11 yards (J.Abram).	
4-5-DEN 47	(4:40) S.Martin punts 33 yards to LV 20, Center-J.Bobenmoyer. H.Renfrow to LV 25 for 5 yards (T.Cleveland).	

Las Vegas Raiders at 4:31

1-10-LV 25	(4:31) J.Jacobs left tackle to LV 28 for 3 yards (M.Purcell).
	<i>PENALTY on LV-A.James, Offensive Holding, 10 yards, enforced at LV 25 - No Play.</i>
1-20-LV 15	(4:12) D.Carr pass short left to D.Waller to LV 21 for 6 yards (R.Darby).
2-14-LV 21	(3:37) D.Carr pass incomplete short right.
3-14-LV 21	(3:30) (Shotgun) D.Carr pass short middle to H.Renfrow to LV 29 for 8 yards (C.Sterns).
4-6-LV 29	(2:44) A.Cole punts 71 yards to end zone, Center-T.Sieg, Touchback.

Denver Broncos at 2:36

1-10-DEN 20	(2:36) (Shotgun) T.Bridgewater pass short middle to K.Hinton to DEN 27 for 7 yards (J.Abram).	
2-3-DEN 27	(2:14) (No Huddle, Shotgun) T.Bridgewater pass short left to M.Gordon pushed ob at DEN 32 for 5 yards (N.Hobbs) [Y.Ngakoue].	P9

Two-Minute Warning

<u>1-10-DEN 32</u>	(2:00) (Shotgun) M.Gordon right end to DEN 40 for 8 yards (N.Hobbs).
	<i>PENALTY on DEN-N.Fant, Offensive Holding, 10 yards, enforced at DEN 39.</i>
1-13-DEN 29	(1:55) (Shotgun) T.Bridgewater pass short middle to M.Gordon to DEN 36 for 7 yards (D.Perryman).
2-6-DEN 36	(1:30) (No Huddle, Shotgun) T.Bridgewater pass incomplete short right to T.Patrick (B.Facyson).
3-6-DEN 36	(1:24) (Shotgun) T.Bridgewater pass short left to C.Sutton to LV 47 for 17 yards (C.Hayward) [M.Crosby].
	<i>PENALTY on DEN-C.Sutton, Offensive Pass Interference, 10 yards, enforced at DEN 36 - No Play.</i>
3-16-DEN 26	(1:18) (Shotgun) T.Bridgewater pass short right to J.Williams to DEN 36 for 10 yards (R.Teammer).
	Timeout #1 by LV at 01:08.
4-6-DEN 36	(1:08) S.Martin punts 46 yards to LV 18, Center-J.Bobenmoyer, fair catch by H.Renfrow. DEN-A.Mintze was injured during the play.

Las Vegas Raiders at 1:01

Las Vegas Raiders vs Denver Broncos at Empower Field at Mile High

1-10-LV 18	(1:01) (Shotgun) D.Carr pass short left to K.Drake pushed ob at LV 26 for 8 yards (A.Johnson).	
2-2-LV 26	(:55) (Shotgun) D.Carr pass short right to D.Waller pushed ob at LV 36 for 10 yards (P.Surtain).	P9
<u>1-10-LV 36</u>	(:48) (Shotgun) D.Carr pass incomplete deep right to B.Edwards.	
2-10-LV 36	(:43) (Shotgun) D.Carr pass deep right to D.Waller to DEN 31 for 33 yards (B.Callahan).	P10
	Timeout #2 by LV at 00:36.	
<u>1-10-DEN 31</u>	(:36) (Shotgun) D.Carr pass deep left to K.Drake for 31 yards, TOUCHDOWN.	P11
	D.Carlson extra point is GOOD, Center-T.Sieg, Holder-A.Cole.	

LV 17 DEN 7, 5 plays, 82 yards, 0:31 drive, 14:30 elapsed

D.Carlson kicks 65 yards from LV 35 to end zone, Touchback.

Denver Broncos at 0:30

1-10-DEN 25 (:30) (Shotgun) T.Bridgewater sacked at DEN 17 for -8 yards (sack split by M.Crosby and Q.Jefferson).

END OF QUARTER

	Score	Time Poss	First Downs				Efficiencies	
			R	P	X	T	3 Down	4 Down
Las Vegas Raiders	17	5:43	1	4	0	5	0/3	0/0
Denver Broncos	7	9:17	1	2	0	3	2/5	0/0

Play By Play

Third Quarter

10/17/2021

DEN elects to Receive, and LV elects to defend the North goal.

D.Carlson kicks 60 yards from LV 35 to DEN 5. D.Spencer to DEN 17 for 12 yards (D.Leavitt; A.Ingold).

Denver Broncos at 15:00, (1st play from scrimmage 14:56)

- 1-10-DEN 17 (14:56) M.Gordon right end to DEN 21 for 4 yards (B.Facyson).
PENALTY on DEN-N.Fant, Offensive Holding, 8 yards, enforced at DEN 17 - No Play.
- 1-18-DEN 9 (14:38) (Shotgun) T.Bridgewater pass short middle to E.Saubert to DEN 17 for 8 yards (T.Moehrig) [M.Crosby].
PENALTY on LV-C.Ferrell, Defensive Offside, 5 yards, enforced at DEN 9 - No Play.
- 1-13-DEN 14 (14:20) M.Gordon up the middle to DEN 18 for 4 yards (D.Perryman; K.Wright).
- 2-9-DEN 18 (13:41) (Shotgun) T.Bridgewater pass incomplete short right to C.Sutton [S.Thomas].
- 3-9-DEN 18 (13:36) (Shotgun) T.Bridgewater pass incomplete deep middle to T.Patrick (T.Moehrig) [S.Thomas].
- 4-9-DEN 18 (13:27) S.Martin punts 38 yards to LV 44, Center-J.Bobenmoyer, fair catch by H.Renfrow.

Las Vegas Raiders at 13:20

- 1-10-LV 44 (13:20) J.Jacobs right guard to 50 for 6 yards (K.Jackson).
- 2-4-50 (12:40) (Shotgun) D.Carr pass short right to J.Jacobs to DEN 21 for 29 yards (K.Jackson). P12
- 1-10-DEN 21 (12:10) (Shotgun) D.Carr pass short left to H.Renfrow to DEN 18 for 3 yards (R.Darby).
- 2-7-DEN 18 (11:33) **K.Drake right guard for 18 yards, TOUCHDOWN.** R13
D.Carlson extra point is GOOD, Center-T.Sieg, Holder-A.Cole.

LV 24 DEN 7, 4 plays, 56 yards, 1:53 drive, 3:33 elapsed

D.Carlson kicks 66 yards from LV 35 to DEN -1. D.Spencer to DEN 22 for 23 yards (N.Hobbs; T.Gillespie).

Denver Broncos at 11:27, (1st play from scrimmage 11:22)

- 1-10-DEN 22 (11:22) J.Williams right end to DEN 22 for no gain (C.Nassib, D.Perryman).
- 2-10-DEN 22 (10:43) (Shotgun) T.Bridgewater pass short middle to N.Fant to DEN 36 for 14 yards (J.Abram). P10
- 1-10-DEN 36 (10:00) (Shotgun) T.Bridgewater pass short middle to M.Boone to DEN 39 for 3 yards (D.Perryman).
- 2-7-DEN 39 (9:20) (Shotgun) T.Bridgewater pass short left to C.Sutton to LV 47 for 14 yards (J.Abram). LV-C.Hayward was injured during the play. P11
- 1-10-LV 47 (8:39) J.Williams right end pushed ob at LV 17 for 30 yards (D.Perryman). LV-D.Perryman was injured during the play. R12
- 1-10-LV 17 (8:09) (Shotgun) J.Williams right guard to LV 13 for 4 yards (C.Ferrell).
- 2-6-LV 13 (7:31) T.Bridgewater sacked at LV 14 for -1 yards (sack split by C.Littleton and M.Crosby).
- 3-7-LV 14 (6:48) (Shotgun) T.Bridgewater pass incomplete short right to N.Fant.
Denver challenged the incomplete pass ruling, and the play was Upheld. The ruling on the field stands. (Timeout #1 at 06:42.)
- 4-7-LV 14 (6:42) **B.McManus 32 yard field goal is GOOD, Center-J.Bobenmoyer, Holder-S.Martin.**

LV 24 DEN 10, 9 plays, 64 yards, 4:49 drive, 8:22 elapsed

B.McManus kicks 65 yards from DEN 35 to end zone, Touchback.

Las Vegas Raiders at 6:38

- 1-10-LV 25 (6:38) (Shotgun) J.Jacobs right tackle to LV 31 for 6 yards (D.Williams).
- 2-4-LV 31 (5:59) J.Jacobs left tackle to LV 33 for 2 yards (J.Simmons; D.Williams).
- 3-2-LV 33 (5:19) (Shotgun) D.Carr pass incomplete short right to H.Renfrow [J.Strnad].
- 4-2-LV 33 (5:14) A.Cole punts 54 yards to DEN 13, Center-T.Sieg, fair catch by D.Spencer.

Denver Broncos at 5:06

- 1-10-DEN 13 (5:06) (Shotgun) T.Bridgewater pass incomplete deep middle to C.Sutton (C.Hayward).
- 2-10-DEN 13 (4:59) (Shotgun) T.Bridgewater pass short left to E.Saubert to DEN 24 for 11 yards (J.Abram, C.Littleton). P13
- 1-10-DEN 24 (4:17) M.Gordon right guard to DEN 26 for 2 yards (C.Littleton).
- 2-8-DEN 26 (3:39) (Shotgun) T.Bridgewater pass short right to K.Hinton to DEN 32 for 6 yards (N.Hobbs; D.Perryman). LV-B.Facyson was injured during the play.
- 3-2-DEN 32 (3:12) (Shotgun) M.Gordon right end to DEN 36 for 4 yards (K.Nixon; N.Hobbs). R14
- 1-10-DEN 36 (2:29) (Shotgun) T.Bridgewater scrambles up the middle to DEN 40 for 4 yards (S.Thomas). FUMBLES (S.Thomas), touched at DEN 40, RECOVERED by LV-D.Perryman at DEN 43. D.Perryman to DEN 42 for 1 yard (N.Fant).

Las Vegas Raiders at 2:19

- 1-10-DEN 42 (2:19) D.Carr FUMBLES (Aborted) at DEN 42, and recovers at DEN 44.
- 2-12-DEN 44 (1:43) (Shotgun) D.Carr pass incomplete short right to B.Edwards (P.Surtain).
Penalty on LV-K.Miller, Illegal Use of Hands, declined.
- 3-12-DEN 44 (1:37) (Shotgun) D.Carr pass deep middle to H.Ruggs to DEN 4 for 40 yards (R.Darby) [V.Miller]. P14
Denver challenged the pass completion ruling, and the play was Upheld. The ruling on the field stands. (Timeout #2 at 00:47.)
- 1-4-DEN 4 (:47) J.Jacobs left tackle to DEN 3 for 1 yard (V.Miller).

Las Vegas Raiders vs Denver Broncos at Empower Field at Mile High

2-3-DEN 3

(:10) (Shotgun) J.Jacobs right guard for 3 yards, TOUCHDOWN.

R15

D.Carlson extra point is GOOD, Center-T.Sieg, Holder-A.Cole.

LV 31 DEN 10, 5 plays, 42 yards, 2:12 drive, 14:53 elapsed

D.Carlson kicks 65 yards from LV 35 to end zone, Touchback.

Denver Broncos at 0:07

1-10-DEN 25

(:07) (Shotgun) T.Bridgewater pass short left to C.Sutton to DEN 35 for 10 yards (T.Moehrig).

P15

END OF QUARTER

	Score	Time	First Downs				Efficiencies	
		Poss	R	P	X	T	3 Down	4 Down
Las Vegas Raiders	31	5:37	2	2	0	4	1/2	0/0
Denver Broncos	10	9:23	2	4	0	6	1/3	0/0

Play By Play

Fourth Quarter

10/17/2021

Denver Broncos continued.

<u>1-10-DEN 35</u>	(15:00) (Shotgun) T.Bridgewater pass short middle to K.Hinton to DEN 40 for 5 yards (N.Hobbs; C.Littleton).	
2-5-DEN 40	(14:35) J.Williams left tackle to DEN 41 for 1 yard (Q.Jefferson).	
3-4-DEN 41	(14:01) (Shotgun) T.Bridgewater pass short left to K.Hinton to DEN 48 for 7 yards (N.Hobbs).	P16
<u>1-10-DEN 48</u>	(13:42) (No Huddle, Shotgun) T.Bridgewater pass deep left to N.Fant to LV 26 for 26 yards (J.Abram).	P17
<u>1-10-LV 26</u>	(13:11) (No Huddle, Shotgun) J.Williams left end to LV 25 for 1 yard (D.Perryman).	
2-9-LV 25	(12:41) (No Huddle, Shotgun) T.Bridgewater pass short right to J.Williams pushed ob at LV 12 for 13 yards (N.Kwiatkoski; T.Moehrig). <i>PENALTY on DEN-T.Patrick, Illegal Blindside Block, 15 yards, enforced at LV 21.</i>	
2-20-LV 36	(12:30) (Shotgun) T.Bridgewater pass incomplete short middle to E.Saubert (M.Crosby) [S.Thomas].	
3-20-LV 36	(12:25) (Shotgun) T.Bridgewater pass short right to N.Fant to LV 24 for 12 yards (C.Littleton).	
4-8-LV 24	(11:42) (Shotgun) T.Bridgewater pass short left intended for K.Hinton INTERCEPTED by N.Hobbs at LV 13. N.Hobbs to LV 13 for no gain (K.Hinton). The Replay Official reviewed the interception ruling, and the play was REVERSED. (Shotgun) T.Bridgewater pass short left to K.Hinton to LV 12 for 12 yards (N.Hobbs). (11:28) (Shotgun) T.Bridgewater pass incomplete short left to C.Sutton (C.Littleton).	P18
<u>1-10-LV 12</u>		
2-10-LV 12	(11:22) (Shotgun) T.Bridgewater pass short right to C.Sutton for 12 yards, TOUCHDOWN. B.McManus extra point is GOOD, Center-J.Bobenmoyer, Holder-S.Martin.	P19

LV 31 DEN 17, 12 plays, 75 yards, 3:51 drive, 3:44 elapsed

B.McManus kicks 65 yards from DEN 35 to end zone, Touchback.

Las Vegas Raiders at 11:16

1-10-LV 25	(11:16) J.Jacobs right guard to LV 26 for 1 yard (V.Miller, S.Stephen).	
2-9-LV 26	(10:42) (Shotgun) D.Carr pass short right to D.Waller pushed ob at LV 34 for 8 yards (P.Surtain).	
3-1-LV 34	<i>(10:08) PENALTY on LV-A.Leatherwood, False Start, 4 yards, enforced at LV 34 - No Play.</i>	
3-5-LV 30	(10:08) (Shotgun) D.Carr pass deep left to B.Edwards pushed ob at DEN 19 for 51 yards (J.Simmons).	P16
<u>1-10-DEN 19</u>	(9:31) J.Jacobs up the middle to DEN 14 for 5 yards (M.Purcell, M.Kiser).	
2-5-DEN 14	(8:45) J.Jacobs left guard to DEN 11 for 3 yards (J.Strnad).	
3-2-DEN 11	(8:04) D.Carr pass incomplete short right to A.Ingold.	
4-2-DEN 11	(8:01) D.Carlson 30 yard field goal is GOOD, Center-T.Sieg, Holder-A.Cole.	

LV 34 DEN 17, 7 plays, 64 yards, 3:19 drive, 7:03 elapsed

D.Carlson kicks 65 yards from LV 35 to end zone, Touchback.

Denver Broncos at 7:57

1-10-DEN 25	(7:57) (Shotgun) T.Bridgewater pass short right to T.Patrick ran ob at DEN 37 for 12 yards (B.Facyson).	P20
<u>1-10-DEN 37</u>	(7:33) (Shotgun) J.Williams right tackle to DEN 37 for no gain (M.Crosby).	
2-10-DEN 37	(7:09) (No Huddle, Shotgun) T.Bridgewater pass incomplete short right to N.Fant.	
3-10-DEN 37	(7:04) (Shotgun) T.Bridgewater pass deep right intended for C.Sutton INTERCEPTED by T.Moehrig at LV 20. T.Moehrig to DEN 45 for 35 yards (G.Glasgow; B.Massie).	

Las Vegas Raiders at 6:48

1-10-DEN 45	(6:48) K.Drake right tackle to DEN 44 for 1 yard (M.Kiser; M.Purcell).	
2-9-DEN 44	(6:06) J.Jacobs up the middle to DEN 36 for 8 yards (M.Purcell; D.Williams). <i>PENALTY on LV-J.Simpson, Offensive Holding, 10 yards, enforced at DEN 44 - No Play.</i>	
2-19-LV 46	(5:41) J.Jacobs left end to LV 49 for 3 yards (M.Kiser).	
3-16-LV 49	(4:55) J.Richard left end to LV 49 for no gain (D.Jones; S.Harris).	
4-16-LV 49	(4:12) A.Cole punts 37 yards to DEN 14, Center-T.Sieg, fair catch by D.Spencer.	

Denver Broncos at 4:03

1-10-DEN 14	(4:03) (Shotgun) T.Bridgewater pass deep right to N.Fant to DEN 40 for 26 yards (D.Perryman).	P21
<u>1-10-DEN 40</u>	(3:33) (No Huddle, Shotgun) T.Bridgewater pass short middle to E.Saubert to DEN 46 for 6 yards (D.Perryman; D.Leavitt).	
2-4-DEN 46	(3:08) (No Huddle, Shotgun) T.Bridgewater pass short left to C.Sutton to LV 36 for 18 yards (N.Hobbs) [C.Ferrell]. Las Vegas challenged the runner was down by contact ruling, and the play was Upheld. The ruling on the field stands. (Timeout #1 at 02:35.)	P22
<u>1-10-LV 36</u>	(2:35) (Shotgun) T.Bridgewater pass short left to C.Sutton to LV 20 for 16 yards (B.Facyson; J.Abram).	P23
<u>1-10-LV 20</u>	(2:10) (No Huddle, Shotgun) M.Gordon left guard to LV 14 for 6 yards (Y.Ngakoue; K.Wright).	

Two-Minute Warning

2-4-LV 14	(2:00) (Shotgun) T.Bridgewater pass short right to C.Sutton to LV 8 for 6 yards (C.Hayward).	P24
<u>1-8-LV 8</u>	(1:37) (No Huddle, Shotgun) T.Bridgewater pass short right to C.Sutton to LV 4 for 4 yards (C.Littleton).	

B.McManus extra point is GOOD, Center-J.Bobenmoyer, Holder-S.Martin.

LV 34 DEN 24, 8 plays, 86 yards, 2:51 drive, 13:48 elapsed

B.McManus kicks onside 9 yards from DEN 35 to DEN 44. RECOVERED by DEN-E.Saubert.

Denver Broncos at 1:12, (1st play from scrimmage 1:10)

- 1-10-DEN 44(1:10) (Shotgun) T.Bridgewater pass short left to J.Williams pushed ob at DEN 45 for 1 yard (J.Abram).
- 2-9-DEN 45(1:05) (Shotgun) T.Bridgewater sacked at DEN 38 for -7 yards (sack split by M.Crosby and Q.Jefferson).
Timeout #3 by DEN at 00:59.
- 3-16-DEN 38(:59) (Shotgun) T.Bridgewater pass short right to N.Fant to DEN 44 for 6 yards (N.Hobbs; D.Perryman).
- 4-10-DEN 44(:34) (No Huddle, Shotgun) T.Bridgewater pass short right intended for T.Patrick INTERCEPTED by J.Abram at LV 45. J.Abram to DEN 49 for 6 yards (J.Williams).

Las Vegas Raiders at 0:24

- 1-10-DEN 49(:24) D.Carr kneels to 50 for -1 yards.

END OF QUARTER

	Score	Time Poss	First Downs				Efficiencies	
			R	P	X	T	3 Down	4 Down
Las Vegas Raiders	34	6:28	0	1	0	1	1/3	0/0
Denver Broncos	24	8:32	0	10	0	10	1/4	1/2

Miscellaneous Statistics Report

Las Vegas Raiders vs Denver Broncos 10/17/2021 at Empower Field at Mile High

Ten Longest Plays for Las Vegas Raiders

Yards	Qtr	Play Start	Play Description
51	4	3-5-LV 30	(10:08) (Shotgun) D.Carr pass deep left to B.Edwards pushed ob at DEN 19 for 51 yards (J.Simmons).
48	1	3-2-DEN 48	(12:03) (Shotgun) D.Carr pass deep middle to H.Ruggs for 48 yards, TOUCHDOWN.
40	3	3-12-DEN 44	(1:37) (Shotgun) D.Carr pass deep middle to H.Ruggs to DEN 4 for 40 yards (R.Darby) [V.Miller]. Denver challenged the pass completion ruling, and the play was Upheld. The ruling on the field stands. (Timeout #2 at 00:47.)
33	2	2-10-LV 36	(:43) (Shotgun) D.Carr pass deep right to D.Waller to DEN 31 for 33 yards (B.Callahan).
31	2	1-10-DEN 31	(:36) (Shotgun) D.Carr pass deep left to K.Drake for 31 yards, TOUCHDOWN.
29	3	2-4-50	(12:40) (Shotgun) D.Carr pass short right to J.Jacobs to DEN 21 for 29 yards (K.Jackson).
25	1	1-10-LV 36	(4:43) (No Huddle) D.Carr pass short middle to H.Renfrow to DEN 39 for 25 yards (K.Jackson).
18	3	2-7-DEN 18	(11:33) K.Drake right guard for 18 yards, TOUCHDOWN.
16	2	1-10-LV 15	(11:39) D.Carr pass short middle to B.Edwards to LV 31 for 16 yards (R.Darby).
11	1	1-10-DEN 49	(:24) (Shotgun) D.Carr pass short left to F.Moreau to DEN 38 for 11 yards (J.Simmons; K.Jackson).

Ten Longest Plays for Denver Broncos

Yards	Qtr	Play Start	Play Description
30	3	1-10-LV 47	(8:39) J.Williams right end pushed ob at LV 17 for 30 yards (D.Perryman). LV-D.Perryman was injured during the play.
26	4	1-10-DEN 48	(13:42) (No Huddle, Shotgun) T.Bridgewater pass deep left to N.Fant to LV 26 for 26 yards (J.Abram).
26	4	1-10-DEN 14	(4:03) (Shotgun) T.Bridgewater pass deep right to N.Fant to DEN 40 for 26 yards (D.Perryman).
23	1	1-10-LV 23	(6:57) T.Bridgewater pass short right to T.Patrick for 23 yards, TOUCHDOWN [Y.Ngakoue].
18	4	2-4-DEN 46	(3:08) (No Huddle, Shotgun) T.Bridgewater pass short left to C.Sutton to LV 36 for 18 yards (N.Hobbs) [C.Ferrell].
16	4	1-10-LV 36	(2:35) (Shotgun) T.Bridgewater pass short left to C.Sutton to LV 20 for 16 yards (B.Facyson; J.Abram).
14	1	3-12-DEN 31	(9:06) (Shotgun) T.Bridgewater pass short right to C.Sutton to DEN 45 for 14 yards (A.Robertson).
14	3	2-10-DEN 22	(10:43) (Shotgun) T.Bridgewater pass short middle to N.Fant to DEN 36 for 14 yards (J.Abram).
14	3	2-7-DEN 39	(9:20) (Shotgun) T.Bridgewater pass short left to C.Sutton to LV 47 for 14 yards (J.Abram). LV-C.Hayward was injured during
12	4	3-20-LV 36	(12:25) (Shotgun) T.Bridgewater pass short right to N.Fant to LV 24 for 12 yards (C.Littleton).

Touchdown Scoring Information

		Offense	Defense	Special Teams
VISITOR	Las Vegas Raiders	4	0	0
HOME	Denver Broncos	3	0	0

Player Scoring Information

Club	Player	TD	Rush TD	Rec TD	KO TD	Punt TD	Int TD	Fum TD	Misc TD	FG	XP	2Pt Rush	2Pt Rec	Sfty	Points
LV	K.Drake	0	1	1	0	0	0	0	0	0	0	0	0	0	12
LV	D.Carlson	0	0	0	0	0	0	0	0	2	4	0	0	0	10
LV	J.Jacobs	0	1	0	0	0	0	0	0	0	0	0	0	0	6
LV	H.Ruggs	0	0	1	0	0	0	0	0	0	0	0	0	0	6
DEN	N.Fant	0	0	1	0	0	0	0	0	0	0	0	0	0	6
DEN	C.Sutton	0	0	1	0	0	0	0	0	0	0	0	0	0	6
DEN	T.Patrick	0	0	1	0	0	0	0	0	0	0	0	0	0	6
DEN	B.McManus	0	0	0	0	0	0	0	0	1	3	0	0	0	6

Possession Detail

	First Half		Second Half		Game	
	Visitor	Home	Visitor	Home	Visitor	Home
Largest Lead	10	0	21	0	21	0
Drives Leading	4	0	6	0	10	0
Time of Possession Leading	6:07	0:00	12:05	0:00	18:12	0:00
Largest Deficit	0	-10	0	-21	0	-21
Drives Trailing	0	6	0	7	0	13
Time of Possession Trailing	0:00	16:38	0:00	17:55	0:00	34:33
Times Score Tied Up		1		0		1
Lead Changes		2		0		2

Playtime Percentage

Percent of playtime per player on offense, defense and special teams (Unofficial)

Las Vegas Raiders

Denver Broncos

		Offense		Defense		Special Teams				Offense		Defense		Special Teams	
A Leatherwood	T	56	100%			7	23%	G Glasgow	G	81	100%			4	13%
B Parker	T	56	100%			7	23%	L Cushenberry	C	81	100%			1	3%
J Simpson	G	56	100%			7	23%	B Massie	T	81	100%				
K Miller	T	56	100%			7	23%	D Risner	G	81	100%				
D Carr	QB	56	100%					T Bridgewater	QB	81	100%				
A James	C	56	100%					T Patrick	WR	72	89%				
D Waller	TE	46	82%			1	3%	N Fant	TE	72	89%				
B Edwards	WR	43	77%			1	3%	G Bolles	T	71	88%			3	10%
H Ruggs	WR	37	66%			1	3%	C Sutton	WR	71	88%				
J Jacobs	RB	36	64%			1	3%	K Hinton	WR	51	63%				
H Renfrow	WR	32	57%			5	16%	M Gordon	RB	43	53%				
F Moreau	TE	25	45%			20	65%	J Williams	RB	38	47%				
A Ingold	FB	15	27%			20	65%	E Saubert	TE	28	35%			18	58%
Z Jones	WR	15	27%			13	42%	T Cleveland	WR	10	12%			13	42%
K Drake	RB	12	21%			4	13%	C Anderson	T	10	12%			4	13%
J Richard	RB	8	14%					A Beck	TE	6	7%			20	65%
W Snead	WR	6	11%			5	16%	M Boone	RB	6	7%			19	61%
N Bowers	TE	5	9%			17	55%	J Brown	WR	6	7%				
T Moehrig	FS			81	100%	12	39%	D Spencer	WR	2	2%			11	35%
J Abram	SS			81	100%	1	3%	J Simmons	FS			56	100%	7	23%
C Hayward	CB			78	96%	4	13%	R Darby	CB			56	100%		
D Perryman	LB			68	84%			P Surtain	CB			55	98%		
N Hobbs	CB			64	79%	11	35%	K Jackson	SS			55	98%		
Y Ngakoue	DE			60	74%			M Reed	LB			51	91%	4	13%
B Facyson	CB			59	73%	7	23%	V Miller	LB			50	89%		
C Littleton	LB			56	69%	12	39%	J Strnad	LB			45	80%	15	48%
M Crosby	DE			56	69%	4	13%	B Callahan	CB			38	68%		
D Square	NT			52	64%			D Jones	DE			33	59%	10	32%
S Thomas	DT			46	57%	4	13%	A Johnson	LB			33	59%	4	13%
Q Jefferson	DT			42	52%	4	13%	S Harris	DE			32	57%	7	23%
C Nassib	DE			27	33%	4	13%	M Purcell	NT			30	54%	11	35%
K Wright	LB			21	26%			D Williams	DT			22	39%	7	23%
C Ferrell	DE			19	23%	4	13%	M Kiser	LB			18	32%	27	87%
K Vickers	DT			19	23%			S Stephen	DE			17	30%		
D Leavitt	FS			16	20%	23	74%	C Sterns	FS			12	21%	11	35%
R Teamer	CB			14	17%	11	35%	J Cooper	LB			11	20%	27	87%
K Nixon	CB			13	16%	15	48%	K Fuller	CB			2	4%		
A Robertson	CB			13	16%	5	16%	P Locke	FS					27	87%
N Kwiatkoski	LB			6	7%	19	61%	N Hairston	CB					24	77%
D Deablo	LB					19	61%	D Crockett	RB					20	65%
T Gillespie	SS					16	52%	B McManus	K					9	29%
D Carlson	K					14	45%	A Mintze	LB					8	26%
A Cole	P					11	35%	J Bobenmoyer	LS					8	26%
T Sieg	LS					11	35%	S Martin	P					8	26%
N Martin	C					7	23%								

J Eluemunor	G	7	23%	B Browning	LB	5	16%
				N Muti	G	4	13%
				Q Meinerz	G	4	13%

LAS VEGAS REVIEW-JOURNAL

Graney: Bisaccia had Raiders prepared and motivated

By Ed Graney

October 17, 2021

DENVER — The section of the Rocky Mountains that is nearest to this capital city is called the Front Range.

The most famous mountains: Pikes Peak to the northwest, Mount Evans to the west and Longs Peak to the southwest.

I'm guessing the weight of all those combined isn't near what Rich Bisaccia felt this week.

I'm also guessing he flew home to Las Vegas on Sunday night thinking all had vanished from his shoulders.

An interim head coach for the Raiders, Bisaccia oversaw one of the better performances by the organization in some time. The Raiders outplayed Denver in every phase en route to a 34-24 win before a subdued 75,104 at Empower Field at Mile High.

Bisaccia was chosen by owner Mark Davis to lead the team in the wake of Jon Gruden resigning last Monday following the unearthing of several insensitive emails over a seven-year period.

Also the special teams coordinator, the 61-year-old Bisaccia has spent nearly four decades in the profession.

When you know his first game as a head coach went well: His biggest issue all afternoon was figuring out how to use the headset.

"There was a button when I wanted to talk, a button when I wanted to (think) by myself," Bisaccia said. "Back in the day, when I wore a headset, we didn't have all those buttons."

Let coaches coach

Did you know what Bisaccia did even better than figure out that headset? He stayed the heck out of the way.

Bisaccia allowed Greg Olson to run the offense and Gus Bradley the defense, putting his supreme trust in both coordinators. And, boy, did it pay off.

The Raiders were as good on both sides of the ball as they have been all season, scoring through the air and on the ground and bothering Denver's offense all afternoon with consistent pressure.

"I can't say enough good things about (Bisaccia)," said defensive end Maxx Crosby, who was brilliant with three sacks, six tackles and five quarterback hits. "I'm just happy we got the win for him. We came out here, we wanted to get the win for Coach Rich. We wanted to go out there and play great football. I feel like we did that."

The adversity this week wasn't the sort you face when an offense can't move the ball for a few quarters or the defense can't get a stop. As much as anything, Bisaccia was asked to be part coach, part psychologist.

Last week the Raiders said an original report of Gruden's emails didn't in any way affect how they performed in a 20-9 loss to the Bears.

Really?

It's a difficult stance to accept when you saw the difference between that defeat and this victory. Night and day.

They were focused from the beginning Sunday, snapping an 11-game streak in which they hadn't scored on their opening possession. Derek Carr hit wide receiver Henry Ruggs from 48 yards out to take care of that.

Prepared and motivated

Here's the thing: Bisaccia's toughest job came before kickoff. It came during the previous five days.

He needed to prepare and motivate a team that had suddenly lost its head coach and couldn't turn on a television or scroll the Internet or read a newspaper and not be reminded of the controversy surrounding him and the franchise.

"I think a week of practice was good for everybody," Bisaccia said. "It was emotional for all of us. But the guys were able to put it all in perspective when it came time to go to work. It's still a job.

"We'll see what kind of consistency we get from this going forward. That will be the challenge for all of us."

He won't have to face it with the weight of the world atop his shoulders.

Not even that of a few mountains.

Maxx Crosby leads dominant effort for Raiders defense

By Vincent Bonsignore

October 17, 2021

DENVER — Maybe it shouldn't come as a surprise how Maxx Crosby tuned out the noise of one of the craziest weeks in Raiders history to deliver the most commanding performance of his career.

In a game in which all of the Raiders' key players made major contributions in a 34-24 win Sunday over the Broncos, Crosby was particularly dominant with three sacks, six tackles, a tipped pass and one tackle for loss.

That it came in a week in which controversy swirled around the Raiders is not all that astounding given who Crosby is and everything he's seen in three NFL seasons.

Especially as it relates to the Raiders.

"In this business, there's always crazy things going on, especially with the Raiders," said Crosby, laughing. "There's no mistake about it, ever since I got here, there's always things going on."

The reality of that has emboldened Crosby in a way that left him far less shocked at the lightning bolt of coach Jon Gruden abruptly resigning last week.

Crosby and Gruden were close, make no mistake. And certainly, he was disappointed with the events that unfolded that cost Gruden his job.

But he's also been around long enough to know to expect the unexpected and roll with the punches.

"At the end of the day, it's a crazy league," Crosby said.

Crosby's play set the tone for the defense.

Tackle Quinton Jefferson had a sack, and tackle Damion Square assisted linebacker Cory Littleton on another. The Raiders had 17 quarterback hits on Broncos quarterback Teddy Bridgewater, who threw three interceptions and lost a fumble.

Crosby and fellow defensive end Yannick Ngakoue are forcing pressure off the edge, which helps the interior defensive line also get a push.

"If you've ever seen Maxx and Yannick, it's like a constant competition about who's going to get back there first," Raiders interim coach Rich Bisaccia. "They do it throughout the game. They do it throughout practice."

The difference between Sunday and the two losses over the last two weeks was effort paying off with results. Crosby had gone three straight games without a sack.

"I feel like we've been rushing really well; we just haven't finished," Crosby said. "Today, we finished. We got to the quarterback consistently. I can't say enough about Quinton Jefferson, Solomon Thomas, Yannick — all those guys played a big part in me getting to the quarterback."

Crosby's three sacks tied a career high, and he has five this season.

"I feel like the rush and the coverage met — we married it up," he said. "We consistently got after the quarterback from the start of the game. Once we knock out the run, we knew they had to pass."

Raiders report: Kenyan Drake makes most of opportunity

By Adam Hill

October 17, 2021

DENVER — Raiders quarterback Derek Carr and interim coach Rich Bisaccia insist there was no magic formula for finally getting Kenyan Drake more involved in the offense.

Drake said it was just a matter of taking advantage of his chances in Sunday's 34-24 win over the Broncos.

"I just try to make the most of my opportunities," he said after racking up 73 scrimmage yards and two touchdowns on six touches. "Whenever my number is called, whether it's in the return game, pass game, running game. I'm here to make plays."

The so-called "Joker" of this offense had four carries for 34 yards and a score. He also caught both of his targets for 39 yards and a touchdown.

Drake entered the game with three carries and no receptions on one target in the past two weeks. He's the first Raiders player with a rushing and receiving touchdown in the same game since Darren McFadden in 2011 against Buffalo.

Carr said the team rarely discusses what players need to be more involved, adding that offensive coordinator Greg Olson, who took over play-calling duties for Jon Gruden, is willing to use different players in different situations.

"He (Drake) just capitalized when he was in there more than us just saying we need to get him the ball," Carr said. "We kind of just see schematically what's going to be good for us."

Must be the shoes

Carr went to the locker room to change shoes early in the game.

He said he has played at Empower Field at Mile High enough times to know there is going to be uncertainty about the field conditions.

"I didn't know what the weather had been like, but I knew I'd try out a certain pair," he said. "I didn't feel like I wanted to wear those, so I came back in to put some other ones on."

Carr changed again for his postgame news conference and was wearing the Henry Ruggs' model Adidas WS2 sneakers.

Ruggs noticed as he left the podium and Carr approached, joking that he tried to give Carr a pair, but the quarterback insisted on paying.

The wide receiver shot a quick video for his Instagram story of Carr wearing the shoes, which retail for \$100.

Streak over

The Raiders snapped their streak of consecutive games without scoring on the opening drive at 11 when Carr hit Ruggs for a 48-yard touchdown to cap a 75-yard, 2:57 possession in the first quarter.

While the streak wasn't something the team was consumed with, the fast start set the tone for perhaps its best overall performance of the season.

"We pretty much know what we gotta do," Ruggs said. "We know we have to start fast. It hasn't happened, but we just needed to step up and give us that spark."

The Broncos answered with a touchdown pass from Teddy Bridgewater to Tim Patrick, finding the end zone on their opening drive for the first time in 24 games.

Another one

On a day in which the Raiders ended one notorious streak, kicker Daniel Carlson had his positive run come to an end.

Carlson missed a 43-yard field-goal attempt to snap a run of 27 consecutive makes from less than 50 yards. His last unsuccessful try from that range came in miserable weather Nov. 1 at Cleveland.

It had been the third-longest active streak in the NFL.

New blood

Defensive lineman Damion Square and cornerback Brandon Facyson made their first significant impact on defense for the Raiders this season.

Facyson, who had played only six snaps on special teams, had an interception and two passes defended. Square, who suited up in one game for the Bears, made his Raiders debut with a half-sack and three quarterback hits.

"(Facyson) did a good job in the kicking game and had a good week of practice, plus he has a little bit of length out there for us at corner, and we thought that showed up today," Bisaccia said. "Then Square had a really good week of practice. I thought looking on the sideline he gave us great push."

Grading Raiders' 34-24 win against Broncos

By Ed Graney

October 17, 2021

How the Raiders performed in a 34-24 win against the Broncos.

Offense: A

Offensive coordinator Greg Olson did a masterful job getting the likes of running back Kenyan Drake and wide receivers Henry Ruggs and Bryan Edwards involved in the attack. Drake was especially impressive in scoring twice. There is no question that Denver was at a disadvantage — not knowing the play-calling tendencies of Olson. That, plus the linebacker corps of the Broncos was severely beaten up. But the Raiders struck from every conceivable angle, with quarterback Derek Carr completing 18-of-27 for 341 yards with two scores. Ruggs led all receivers with three catches for 97 yards and a touchdown. The Raiders also snapped an 11-game streak in which they hadn't scored on their first possession of a game.

Defense: A

Call it relentless pressure without much blitzing. The Raiders were all over Denver quarterback Teddy Bridgewater most of the day, led by one of the better efforts of Maxx Crosby's young career. He finished with three sacks, six tackles and five quarterback hits. Quinton Jefferson added a sack, and Cory Littleton and Damion Square combined for another. Interceptions went to Johnathan Abram, Tre'von Moehrig and Brandon Facyson. In all, the Raiders has 17 quarterback hits. Solomon Thomas also forced a fumble of Bridgewater, which was recovered by Denzel Perryman.

Special teams: B-plus

Usually the most consistent part of the team, there was a little slippage. Daniel Carlson snapped a streak of 27 made field goals inside the 50 when he didn't convert from 43. The kick coverage teams were fantastic. AJ Cole was his usual terrific self, averaging 57 yards on four punts with a long of 71.

Coaching: A-plus

In what had to be one of the more emotional weeks of his professional career, interim head coach Rich Bisaccia had the Raiders prepared and motivated despite such great distraction. He stayed out of his coordinators' way — Olson on offense and Gus Bradley on defense — and allowed them to deftly handle their sides of the ball. Bisaccia looked very much the part of a leader.

3 quick takeaways from Raiders-Broncos game

By Mark Anderson

October 17, 2021

Three takeaways from the Raiders' 34-24 victory over the Broncos on Sunday in Denver.

1. Raiders focused

Teams that go through an emotional week similar to what the Raiders just experienced can either go in the tank or rise to the occasion. It was clear from the beginning Sunday that the Raiders were handling the adversity the right way after coach Jon Gruden resigned Monday after a series of controversial emails were made public.

The Raiders drove the length of the field on the first drive to score a touchdown and ended the first half with another TD to send the message they were rallying around each other and behind interim coach Rich Bisaccia. It was a message that needed to be sent if the Raiders are going to reach their season goals.

2. Defense delivers

After the Broncos went the distance for a touchdown on the first drive, it appeared as if it would be a long day for the Raiders' defense.

That was far from the case.

The Raiders' front went after Broncos quarterback Teddy Bridgewater throughout with five sacks and 17 QB hits. Maxx Crosby had three sacks and five hits by himself.

Bridgewater also was intercepted three times by a Raiders' secondary that has suffered its share of injuries. And as the Broncos were trying to rally late in the third quarter, Solomon Thomas forced a fumble that Denzel Perryman recovered.

3. Drake emerges

The offseason signing of running back Kenyan Drake was largely criticized, and until Sunday, it was more than justified.

Now Drake, signed because of his ability to catch as well as run, might be changing that narrative.

He caught a 31-yard touchdown pass with 30 seconds left in the first half to put the Raiders up 17-7. Then he rushed for an 18-yard TD early in the third quarter to give the Raiders a three-possession advantage.

Those two touchdowns put the Raiders fully in control.

Raiders cap tumultuous week with convincing win at Denver

By Vincent Bonsignore

October 17, 2021

DENVER — In need of a win to clear the air, if not their minds after one of the most trying and turbulent weeks in franchise history, the Raiders took it a step further on Sunday.

They put together their most balanced, efficient and dominant performance in years in a 34-24 victory over the Denver Broncos that, for the moment, pushes them into a first-place tie in their division and points their season back in the right direction.

Simply flushing out the negativity from a tempestuous week would have sufficed. But the 4-2 Raiders might have done much more than just put some distance between themselves and the weeklong controversy that led to the abrupt resignation of coach Jon Gruden and engulfed the entire organization.

They also might have found themselves by putting together a complete performance in which they played efficient football in all three phases — including their beleaguered offensive line — for the first time in recent memory.

Doing so meant leaning on the leadership of Derek Carr and Maxx Crosby throughout the stormy week, and then decisively delivering a performance that snapped a two-game losing streak and drew them even with the Los Angeles Chargers atop the AFC West.

Carr threw for 341 yards and two touchdowns, Crosby had a season-high three sacks, the defense forced four turnovers, and the Raiders averaged a season-high 8.2 yards per play while scoring on their first possession for the first time in 11 games.

But while it all played out on a crisp, beautiful day in Denver, the roots of this win go back to Wednesday when the Raiders gathered for the first time since Gruden's resignation and leaders like Carr, Crosby, Yannick Ngakoue, Josh Jacobs, Alec Ingold, Darren Waller and others stressed forging ahead with a purpose rather than cowering to the moment.

"We still have our room of leaders, and more now than ever we had to step up and be a voice," Carr said. "If anything, what this did, for sure, is brought us closer."

Said running back Kenyan Drake: "We just wanted to kind of stay together. Block the outside noise out."

That was evident on the Raiders' opening drive when they got just enough of a push up front to create a run game and then, when the Broncos leaned in closer to stop it, Carr pushed a long ball to Henry Ruggs for a 48-yard touchdown.

For the first time all season, the Raiders had a seven-point lead off their first drive.

"It just shows that we know what we have to do and we're going to accomplish it," Ruggs said. "Just to go out and start fast like that just put us on the right foot to play the entire game and gave us the energy we needed." Ruggs finished with three catches for 97 yards. Bryan Edwards had two catches for 67 yards. The Raiders also ran for 86 yards on 23 carries. While that isn't anywhere near a dominant output, considering how much they have struggled to run the ball, it was a welcome addition to the attack.

While the defense gave up a touchdown on the Broncos' opening drive, it would be the only points they surrendered until Denver kicked a third-quarter field goal.

By that point, the Raiders were in control at 24-10. They soon answered the field goal by coming up with a fumble and then marching 42 yards on five plays to go up 31-10 when Jacobs ran three yards for a touchdown.

The forced fumble came on a hustle play by defensive tackle Solomon Thomas, who chased down Broncos QB Teddy Bridgewater and punched the ball loose. The Raiders also got interceptions from Brandon Facyson, Tre'von Moehrig and Johnathan Abram.

That was on top of their five sacks of Bridgewater.

Coupled with everything else that went right on Sunday, it was exactly what the Raiders needed after the week they just endured.

"Proud of where we're at and glad for our organization to get a win," Carr said. "We needed a win bad this week. Sometimes when you get punched in the gut, it's hard to bounce back. But we were able to do it."

LAS VEGAS SUN

Raider Rally: Las Vegas responds to tumultuous week with big win in Denver

By Case Keefer

October 18, 2021

DENVER — Maxx Crosby kept getting so close.

After a two sack, five quarterback hit performance that earned him AFC Defensive Player of the Week honors in Week 1, the Raiders' star edge rusher had been shut out of the sacks column for three straight games. He was making his presence felt and supplying constant pressure, but not finding the results he wanted.

Raiders defensive coordinator Gus Bradley told him not to get frustrated, urged him to maintain the same process with the promise that the sacks would eventually "come in bunches." They came in bunches Sunday afternoon at Empower Field at Mile High as Crosby nabbed a career-high three sacks — he was at four before a stat correction changed two of them to split-sacks — to lead the Raiders to a 34-24 victory over the Broncos. "We've been rushing really well; we just haven't finished," Crosby said. "Today, we finished."

That sentiment applies to more than the pass rush according to interim coach Rich Bisaccia; it fits for the whole team. While many questioned whether Las Vegas was now embarking on a lost season after offensive emails that started surfacing two weeks ago forced coach Jon Gruden to resign on Monday night, Bisaccia said his team's resolve never waned.

The Raiders were adamant that their poor performance last week against the Bears, which resulted in a second straight loss, was not the result of a Gruden distraction but rather an off-day. The best way to prove it was going to be for the Raiders to come in against the Broncos and get back to the level that saw them start the season 3-0.

They managed just that, never trailing in a dominant win that improved them to 4-2 on the year and tied for the AFC West lead, though the Los Angeles Chargers currently hold to head-to-head tiebreaker.

"We don't feel like effort has been an issue at all this year," Bisaccia said. "We feel like we have a good team. We have a good team that competes with itself all the time. We thought we had a really good practice Wednesday and Thursday, and they played a lot like they practiced."

Bisaccia, the former assistant head coach/special teams coordinator promoted in absence of Gruden, downplayed the personal significance of the win even though he had waited 38 years for his first head-coaching opportunity. A few changes were noticeable with Bisaccia.

For one, he was on the field nearly three hours before kickoff with the special-teamers — and it may have paid off. Kicker Daniel Carlson and punter A.J. Cole proved to be an important part of the win.

The former made two of three field-goal attempts, including a 50-yarder on the Raiders' second possession, while the latter continued a hot start to the year by continually giving the visitors an edge in field position. Bisaccia's biggest issue came at kickoff when he couldn't figure out his headset to communicate with the likes of Bradley and offensive coordinator Greg Olson.

"Back in the day when I wore it, we didn't have all those buttons," Bisaccia said. Based on how smoothly the offense operated, Olson may not have needed any help in his return to playcalling. The Raiders fielded their most efficient attack of the season, averaging 8.2 yards per play and jumping on the Broncos from the onset.

They scored on their opening drive for the first time in 12 games, dating back to last season, when Derek Carr connected with Henry Ruggs III on a deep shot that turned into a 48-yard touchdown.

"We just pretty much knew what we've got to do," Ruggs said. "Week in and week out, we know we've got to start fast. We just needed somebody to step up and give us that spark and that's what I did."

Crosby's first sack came a few plays later on Denver's first possession to set the tone for the rest of the afternoon. Although the Broncos scored later on the drive — a 23-yard touchdown pass from Teddy Bridgewater to Tim Patrick — they didn't do much again until the score was out of reach.

Las Vegas cornerback Brandon Facyson ended Denver's second drive prematurely, with an interception on a pass Bridgewater threw over the head of his receiver on his own side of the field. The takeaways didn't stop, as Las Vegas had three others after failing to register a turnover against Chicago and therefore emphasized them this week.

Safeties Tre'von Moehrig and Jonathan Abram had late-game interceptions while defensive tackle Solomon Thomas forced a key fumble that Denzel Perryman recovered late in the third quarter.

"It just shows the way coach Bradley can lead a group of men is amazing," Crosby said. "It's truly special." Thomas' forced fumble gave the Raiders offense a short field, which they capitalized on with a five-play, 42-yard drive that included another long pass to Ruggs and was capped by a three-yard rushing touchdown by Josh Jacobs. Las Vegas' ground game got on track under Olson and Bisaccia with passing-down running back Kenyan Drake even outshining Jacobs, who had 53 yards on 16 carries.

Drake left a slow start to the season behind him with 63 all-purpose yards, including an 18-yard touchdown rush and a 31-yard touchdown catch in back-to-back scores that helped the Raiders pull away in the third quarter.

"I'm just trying to make the most of my opportunities whenever my name is called," Drake said. "We just wanted to stay together and block out the noise."

That started with Carr, who stressed moving forward all week to his teammates despite being "heartbroken" about Gruden's exit. He responded by throwing completing 18 of 27 pass attempts for 247 yards with no (even near) interceptions.

He admitted to wanting to hug Gruden after the game but was thrilled with the way the team stayed together amid the turmoil.

"It for sure brought us closer with the guys in meetings and all that kind of stuff," Carr said. "I'm proud of where we're at, to go out for our organization to get a win. We needed a win bad this week. Sometimes when you get punched in the gut, it's hard to bounce back but we were able to do it."

Crosby was the only player who mentioned being driven by, "getting a win for Coach Rich." And he might have ended up being the most responsible for the victory with consistent pressure on Bridgewater that resulted in one final sack at the end of the game as the Broncos tried for a miracle comeback.

Crosby has stayed the course all season no matter what has gotten in his way. So has his team.

"In this business, there's always crazy things going on — especially with the Raiders," Crosby joked. "There's no mistake about it. Ever since I got here there are always things going on but these guys we have in this building are resilient."

THE ATHLETIC

How Greg Olson and Derek Carr got Raiders' offense back on track in win over Broncos

By Vic Tafur

October 17, 2021

DENVER — Nothing can compare with what the Raiders went through the past week with the revelation of Jon Gruden's offensive emails and the coach's resignation Monday night.

But Greg Olson and Derek Carr have been through some dark times. Carr and the Raiders started his rookie season 0-10 in 2014 when Olson was the offensive coordinator during his first stint with the organization and served as the play caller. The two stayed the course then, and they did it again this past week.

Carr on Sunday looked like he did during the team's 3-0 start, firing passes to receivers in the middle of the field and dropping in perfect deep balls to Henry Ruggs III and Bryan Edwards. He threw for 341 yards and two touchdowns in a 34-24 win over the Broncos at Empower Field at Mile High that wasn't that close.

The Raiders, with Olson calling the plays after 53 games of Gruden doing it, even scored on their opening drive for the first time in 12 games.

"I thought (Olson) crushed it," Carr said.

From the little things like the tone of his voice in the headset to big things like keeping the offense in rhythm, Carr thought Olson made for a smooth transition from Gruden, who had called all the offensive plays in his three-plus seasons as head coach.

"He was giving the plays to me so early so I had time at the line of scrimmage to go fast or push the tempo or trick them," Carr said. "We got an offside because he was pushing the tempo in the headset and I was able to get the guys set. It was very smooth.

"For everything he had to deal with this week and then being thrust into calling plays for the first time in a while ... he was awesome."

The Raiders are now 4-2 and tied with the Chargers for first place in the AFC West. Rich Bisaccia, after 38 years of being an assistant, is 1-0 after winning his debut as the interim head coach.

"We had really good practices on Wednesday and Thursday, and we played today like we practiced," Bisaccia said. "It was just fun to watch."

Bisaccia thought the "continuity" with both coordinators on offense and defense helped give the team a "sense of normalcy" despite social media being on fire all around the team amid the Gruden scandal.

And though Olson and Carr are in sync from their many years together, this was the first time Olson has called the plays since he was the coordinator in Jacksonville in 2016.

"The advantage to us was that this is the first game that Oly has called in a while, and they were trying to figure out what we were going to do," Bisaccia said. "I have been with Oly before when he has called every play, and it was collective, and we ran the ball better so we had a little more of a play-action look to us today."

While Olson made a few tweaks (more Kenyan Drake!), he called the game largely like Gruden would have, trying to establish the run and short passing game while taking some shots deep. But there were some definite differences.

The Raiders used play action on seven of their 29 dropbacks, or 24.1 percent of the time, according to TruMedia. That's after entering the week having used play action a league-low 25 times on 225 dropbacks, or 11.5 percent. Carr completed 4-of-6 passes (he was also sacked once) for 51 yards using play action.

"We moved Derek a little bit out of the pocket," Bisaccia said.

The Raiders also ran a running back screen pass for seemingly the first time this century and it went for 29 yards to Josh Jacobs. Drake, after getting only three offensive touches and only one passing target the past two weeks, had six touches for 73 yards and his first two touchdowns with the Raiders — one rushing and one receiving.

"Oly really just made everything a little simpler," Drake said. "We didn't come into this week with a lot, a lot of dropbacks and different things like that. He reduced the amount of things that we had to worry about and play ball.

"Other than that, it's the same offense, it's not going to really change. We have the same quarterback and the same playmakers."

Olson, who used to suggest plays to Gruden and was a middle man between him and Carr, said as much last week — that he wouldn't change much. But he definitely wanted a different flow to the game, to catch the Broncos off guard like Bisaccia said.

There were fewer first-down runs and there was early aggression, as Olson had Ruggs, Darren Waller and Hunter Renfrow line up on the left side with Carr in shotgun on third-and-2 on the opening drive. Waller and Renfrow both cut inside while Ruggs got a step on the cornerback. He ran a post, and Carr hit him in stride before the oncoming safety could get there.

The 48-yard pass was the Raiders' first first-quarter touchdown of the season. And it was one of seven passes that went for 25 yards or more against the Broncos.

"That was one of the big plays that we wanted. It was definitely in the game plan," Ruggs said. And though Drake had his biggest role since the season's opening month — he averaged 11.3 touches per game during the 3-0 start — he, Bisaccia and Carr said that wasn't by design. Drake just happened to have good timing Sunday.

LV – RB Kenyan Drake

STATS IN RAIDERS' 4 WINS

ATT 25	YDS 78	YPC 3.1	TDS 1
TGTS 20	REC 15	YDS 177	TDS 1

STATS IN RAIDERS' 2 LOSSES

ATT 3	YDS 13	YPC 4.3	TDS 0
TGTS 1	REC 0	YDS 0	TDS 0

(The exception was his 31-yard touchdown reception on a wheel route that Drake turned up the left sideline. The Raiders have been saving that since the preseason practices against the Rams.)

"The way Oly goes is that if someone needs a break or someone needs a second," Carr said, motioning with his arms for guys to come in the game and out, "we are going to play football. I think (Drake) just capitalized when he was in there instead of 'we need to get KD the ball.' We don't talk about that much in our room. ... Obviously, Waller is a factor, but we are never 'we have to do this' or 'we have to do that.' You see schematically what is best for us and when guys are hitting, that's how it goes. We are just going to play ball and whoever is in, hopefully they capitalize."

Much like with Gruden, Carr has the freedom to change plays at the line of scrimmage.

"Coach Gruden called his plays how he wants, and Oly calls him how he wants," Ruggs said. "All we do is we line up and run them, and Derek has the green light to change any play if he doesn't like it."

Gruden was watching the game on TV, the players were told.

"It sucks not hugging Gru after a game like that," Carr said. "Some of the plays we ran, he would have been so fired up, but it is what it is and we need to move forward."

And the Raiders definitely did that.

"In this business, there are always crazy things going on, especially with the Raiders," said defensive end Maxx Crosby, who had three sacks Sunday. "Ever since I got here, there's always things going on, but these guys that we have in this building are resilient."

That goes for the coaches like Bisaccia and Olson as well as the players, and Sunday a bunch of men who were picked for their job by Jon Gruden won a game without him. The first of many, they think.

'A bunch of grown men handling their emotions': 5 takeaways from Raiders' bounce-back win over the Broncos

By Tashan Reed

October 17, 2021

DENVER — Interim coach Rich Bisaccia attempted to make this week as normal as possible for the Raiders. The schedule didn't change, but a shockwave ran through the franchise following the resignation of former coach Jon Gruden on Monday. From a football perspective, Bisaccia stressed the importance of continuity. From a human perspective, he gave his players a forum to confront, process and deal with their emotions.

"It's a bunch of grown men handling their emotions throughout the week," Bisaccia said Sunday. "(It) put them in perspective when it was time to go play the game."

The result was a team that came ready to play Sunday: The Raiders (4-2) beat the Broncos (3-3) 34-24 at Empower Field at Mile High.

"In this business, there's always crazy things going on, especially with the Raiders," defensive end Maxx Crosby said. "Ever since I got here, there's always things going on, but these guys that we have in this building are resilient. From the coaching staff to the players, to the trainers, everybody has a great, positive outlook on this organization. So, just having everybody around continuing to not forget what we have in front of us. Everyone's talking about it all and now, 'What are the Raiders going to do?' Like, 'Is the season over?' and we heard all of it. For us to go out there and have a great week of practice and go out there and play good football, it's just a testament to all of these guys in the locker room."

"I couldn't be more proud of them."

Las Vegas returns home to host the Eagles (2-4) next Sunday in its Week 7 matchup. Here are five observations from the Raiders' bounce-back victory:

1. The offense finally got off to a good start

Coming into Sunday, the Raiders' first-half offense had been horrendous all season. They'd scored just 34 first-half points and averaged 4.56 yards per play across five games, which was a big reason they trailed at the end of the first half in four of those contests. That changed in a significant way against the Broncos. Las Vegas scored 17 points and averaged an excellent 8.2 yards per play in the first half.

The Raiders made it into Broncos territory on their opening drive, but they faced a third-and-2 at the Denver 48-yard line. They've struggled in short-yardage situations this season partly because of their tendency to run the ball almost all the time. Rather than continue to do so, they came out in 11 personnel (three receivers, one running back, one tight end) in a shotgun formation and dialed up a deep shot. Henry Ruggs III beat cornerback Ronald Darby on a post route, and quarterback Derek Carr fired the ball his way before safety Justin Simmons could close in and make a play on the ball. Ruggs made the catch and pulled away from Darby for a touchdown.

"We pretty much know what we have to do," Ruggs said. "Week in (and) week out, we know we've got to start our best. We just needed somebody to step up and give us that spark, and luckily that's what I did."

It was the Raiders' first touchdown in the first quarter this season and sparked the offense. Though they wound up with only a field goal — Daniel Carlson missed a second attempt — they made it into Broncos territory on each of their next two possessions. Then, after back-to-back punts in the second quarter, the offense came alive again just before the half.

Following a Denver punt, the Raiders got the ball at their own 18-yard line with 1:01 remaining in the second quarter and two timeouts left. Carr went on a hot streak and completed 4-of-5 passes for 82 yards, which included a 31-yard touchdown to running back Kenyan Drake on a wheel route for a 17-7 halftime lead. For once, the Raiders didn't have to play catch-up in the second half. They're 4-2 despite having to do that so often this season, which bodes well for their future prospects if they can find consistency with their early offense.

2. Greg Olson was aggressive in his play-calling debut

Olson hadn't served as a primary play caller since 2016 with the Jaguars, but that didn't cause him to hold back in this one. The Raiders were going for it without trepidation. Las Vegas averaged 8.2 yards per play and put together five scoring drives.

"I thought it was great," Carr said. "He had a great flow to the game, the communication and tone in the helmet, there are so many little things that matter to quarterbacks. He was giving the plays to me so early so I had time at the line of scrimmage to go fast or push the tempo or trick them. We got an offsides because he was pushing the tempo in the headset and I was able to get the guys set. It was very smooth. There were probably a few times in the headset where he thought to say one thing and told me another, but that happens regardless of who is calling the plays. If they say the play, I know what they mean. For everything he had to deal with this week and then being thrust into calling plays for the first time in a while, I thought he crushed it. He was awesome."

The Raiders still couldn't run the ball particularly well and averaged just 3.7 yards per carry, so Olson skewed his play calling toward the pass early on. In the first half, he called 19 passes and only nine runs. Despite being so pass-heavy, Carr completed 68 percent of his passes and averaged 12.6 yards per attempt.

Later in the game, Olson circled back to the run. In the second half, the Raiders threw the ball only eight times and ran it 14 times. They averaged only 3.4 yards per carry but sprung Drake for an 18-yard touchdown run and had Jacobs punch in a 3-yard score to help put the game away.

The Raiders didn't necessarily find balance from a yardage standpoint, but they found overall efficiency and explosiveness through the air. They had seven passing plays that went for 20 yards or more after just four combined in their two-game losing streak.

Olson's aggressiveness particularly stood out on third downs. On the Raiders' 11 third-down plays, he called nine passes compared with just two runs. They converted only 36 percent of their third downs but still averaged 13.55 yards per play on those downs because of how impactful their conversions were. Three out of their four conversions went for 40 or more yards: Ruggs' 48-yard touchdown on a third-and-2, Ruggs' 40-yard catch on a third-and-12 and Bryan Edwards' 51-yard catch on a third-and-5.

The Raiders didn't always get rewarded for their aggressiveness, but that comes with the territory. Olson stayed at it, and the results were superb.

3. The Raiders' defensive personnel adjustments paid dividends

The Raiders surprised many when they made defensive tackle Darius Philon inactive before kickoff. He has two sacks and a pressure rate of 8.5 percent this season, the fifth-highest rate on the team, but the coaching staff still made the decision to sit him in favor of Damion Square and Kendal Vickers. Despite not playing a snap since he signed Sept. 15, Square got the start with Johnathan Hankins out because of a hip injury. It appeared to be an unusual move, but Square flashed with two tackles, half a sack and three quarterback hits.

The second major lineup change wasn't by design. Amik Robertson initially started at outside corner for the second straight game but was benched after giving up a third down and touchdown on the opening drive, then badly missing a tackle on Denver's second drive. So Brandon Facyson, who hadn't played a snap since he was signed Oct. 6, was thrust into the game. While it was an abysmal overthrow by Teddy Bridgewater, Facyson made an impact immediately by coming up with an interception when the Broncos went for it on fourth-and-1. "(Facyson has) got a little bit more length out there and showed up today," Bisaccia said. "We thought Square had a really good week of practice again. We practiced with pads on Wednesday to give guys a chance to compete a little bit. He gave us a bigger quicker body inside, and we put (Kendal) Vickers up as well to give us some of that in there. I thought from looking on the sideline it gave us good push."

It took guts for the coaching staff to count on two players who hadn't played for them this season to fill major roles, and those gambles paid off. They want Hankins, Trayvon Mullen and Damon Arnette to get healthy as soon as possible, of course, but it's a good sign that they're able to adjust on the fly depending on matchups and player performances from week to week.

4. The defense was on point

The Raiders were on their fifth cornerback in Facyson — and Keisean Nixon even played some snaps when Facyson was shaken up — but the defensive play didn't waver. The Raiders held the Broncos to 5.5 yards per play and forced four turnovers and four punts. They gave up 24 points, but seven of those came on a garbage-time touchdown once the outcome was no longer in doubt.

The pass rush led the way in the defensive effort. The Raiders registered five sacks and 17 quarterback hits and kept Bridgewater under duress throughout the game. Bridgewater completed 71.4 percent of his passes and averaged 6.8 yards per attempt but committed four turnovers: three interceptions and a fumble. The secondary still had to be in position to make plays, but it didn't have to hold up that long as a result.

Crosby was the defensive star of the game with three sacks and five quarterback hits, and the Raiders had five players register multiple quarterback hits. In the secondary, three players came away with an interception: Facyson, Tre'von Moehrig and Johnathan Abram. For Facyson and Moehrig, they were the first interceptions of their NFL careers.

The Broncos averaged a healthy 4.9 yards per carry but couldn't run it that often because of how well the Raiders offense was playing. They became one-dimensional, which allowed the Raiders pass rushers to tee off. The coaching staff has been consistent that everything starts with the front four, and that proved to be the case Sunday.

"Just doing our job," Crosby said. "I feel like the rush and coverage, we married it up. We consistently got up to the quarterback from the start of the game, so once we knocked out the run, we knew they had to pass. So, just stay consistent rushing and staying on edges, that helps the guys in the back end. The guys in the back end have done an amazing job. ... It just shows (that) Bradley and the way he can lead a group of men is incredible. It's truly special, and I feel like we just have a great group of guys in this locker room."

5. The Raiders played a complete game

This was an all-around performance for the Raiders. They hadn't had a game this season in which they played at a high level on offense and defense. It came at a pivotal time as they snapped their two-game losing streak and moved ahead a game on a divisional opponent. Considering the circumstances of the preceding week, it was an impressive feat from a coaching staff and a locker room in a state of transition.

Whether it can be replicated often will determine the Raiders' ceiling this season. If it can be, this is a playoff team that can make some noise. If not, the Raiders will stay in the mix but will likely continue to fluctuate from week to week. The Raiders have been a team defined by poignant highs and lows in recent years; the next step in reaching their goals is finding consistency.

"I'd like to go back to practice and how we address practice and what we make important; what we make critical," Bisaccia said. "Hopefully, we can continue the trend. In all walks of life, consistency is really the model we're all trying to look for. And we're really doing the same thing."

ESPN.COM

Las Vegas Raiders cap tumultuous week with emotional win at Denver Broncos

By Paul Gutierrez

October 17, 2021

DENVER -- An emotional win Sunday for the Las Vegas Raiders ended a painful week for the team.

The Raiders beat the Denver Broncos 34-24 in their first game since Jon Gruden resigned as coach in the aftermath of his email scandal, and their first game with Rich Bisaccia as interim coach.

It was also the first game Bisaccia, a longtime special teams coordinator whose career began in 1983, worked as a head coach at any level.

"The best part for me was to be able to get on the grass," Bisaccia said. "The worst part for me was figuring out the headset. Once you get on the field and the game goes, a lot of my responsibilities were the same. There was a pretty good dialogue between myself and [offensive coordinator Greg Olson], and myself and Gus [Bradley, defensive coordinator]. ... It was really a collective effort going through the game.

"Certainly, it's emotional for everybody, right? So, I think they did a good job. It's a bunch of grown men, handling their emotions throughout the week, putting them in perspective when it was time to go play the game. It's a job for all of us. They seemed to do a really good job with it. We'll see what goes on."

The offense responded to Olson taking over playcalling duties from Gruden as Derek Carr authored his fourth 300-plus passing yard game of the season (the only Raiders quarterback with more such games in the first six games of a season was Rich Gannon, who had five in his 2002 MVP season). Henry Ruggs III caught three passes for 97 yards -- including a 48-yard touchdown -- Josh Jacobs rushed for 53 yards and a TD on 16 carries, and the oft-forgotten Kenyan Drake scored twice, once by air and once by ground.

Carr credited the team's leadership with not letting the emotions swallow them up this week.

"More now than ever, we had to step up and be a voice," said Carr, who threw for 341 yards and two touchdowns in completing 18 of 27 passes for a 134.4 passer rating, his highest rating in almost three years. "There will be a time for all the emotions, but now is not the time. If anything, what this did was it, for sure, brought us closer. ... We needed a win bad this week.

"It sucks not hugging Gru' after a game like that. Some of the plays we ran, he would have been so fired up, but it is what it is and we need to move forward. For those three hours, it's definitely easier to just focus on football."

Defensively, the Raiders forced four turnovers -- interceptions by Brandon Facyson, Tre'von Moehrig and Johnathan Abram, and a fumble recovered by Denzel Perryman that was forced by Solomon Thomas -- and Maxx Crosby had three sacks.

It was the first time the Raiders committed zero turnovers but had four takeaways in a road game since Week 7 of the 1988 season at Kansas City, when Marcus Allen and Bo Jackson each rushed for a TD and Vann McElroy picked off Steve DeBerg twice.

"In this business, there's always crazy things going on, especially with the Raiders," Crosby said with a laugh. "There's no mistake about it. Ever since I got here, there's always things going on. But these guys that we have in this building are resilient."

"Everyone's talking about, 'Oh, now what are the Raiders going to do? Is the season over?' We heard all of it. For us to go out and have a great week of practice and go out there and play good football, it's just a testament to all these guys in the locker room. I couldn't be more proud of them."

An emotional bump after such a week was expected. Unknown, though, was whether it would be positive or negative. It ended up being positive as the Raiders improved to 4-2 and ended a two-game losing streak as they prepare to play host to the Philadelphia Eagles next week before enjoying their bye.

Bisaccia is just the second in-season replacement coach in Raiders history to win his debut, joining Art Shell, who beat the New York Jets in 1989. Tony Sparano (2014), Tom Cable (2008), Red Conkright (1962) and Marty Feldman (1961) all lost their debuts with the Raiders.

Part of the reason team owner Mark Davis promoted Bisaccia was that, in his role as special teams coordinator, he was already working with players from both sides of the ball.

"Coach Bisaccia has been incredible my whole time for the Raiders," Crosby said. "He took me under his wing since I got there. If I needed, literally, anything, talking about life, talking about football, I'm talking about anything, he was always there for me. I can't say enough good things about him. I'm just glad we got the win for him."

On first possession without Jon Gruden, Raiders score on a 48-yard touchdown pass

By Paul Gutierrez

October 17, 2021

DENVER -- After a rough week, the Las Vegas Raiders got off to a quick start Sunday in Denver. Because for the first time in 12 games, and in their first game without Jon Gruden as coach and offensive playcaller, the Raiders scored on their opening drive.

Derek Carr hit Henry Ruggs III on a 48-yard skinny post bomb on third-and-2, splitting cornerback Ronald Darby and safety Justin Simmons, for the Raiders' first score on their initial possession since Week 11 of last season.

The Raiders, who had become predictable on offense and unable to run the ball, mixed it up on the opening drive, running it four times for 13 yards before the deep shot.

It was Ruggs' fourth career touchdown catch, with each one going at least 46 yards -- 72 yards, 46 yards, 61 yards and 48 yards.

The Broncos answered quickly with a touchdown of their own when Tim Patrick scored on a 23-yard touchdown pass from Teddy Bridgewater on the next drive.

ASSOCIATED PRESS

Las Vegas Raiders Galvanized By Jon Gruden's Downfall

By Arnie Stapleton

October 17, 2021

DENVER (AP) — The Las Vegas Raiders were determined not to let Jon Gruden's undoing lead to their own downfall.

They delivered an emphatic 34-24 victory in Denver for longtime special teams coordinator Rich Bisaccia, their interim head coach, snapping a two-game skid and propelling them into a first-place tie with the Chargers atop the AFC West.

"In this business there's always crazy things going on, especially with the Raiders," said defensive end Maxx Crosby, who was in on all five sacks of Teddy Bridgewater.

"There's no mistake about it. Ever since I got here there's always things going on. These guys we have in this building are resilient, from the coaching staff to the players to the trainers, everybody has a positive outlook on this organization," Crosby said.

The outside chatter was loud and clear, too, he said.

"Everyone's talking, 'What are the Raiders going to do? Is the season over?' We've heard all of it," Crosby said. "For us to have a great week of practice and go out there and play good football, it's a testament to all these guys in the locker room."

Gruden apologized last weekend for racist comments he made about union chief DeMaurice Smith, and the Raiders were flat in a home loss to Chicago. But by Monday night, Gruden had tendered his resignation after it was revealed his old emails also disparaged gays, women and others in the NFL, including Commissioner Roger Goodell.

"Sometimes when you get punched in the gut it's hard to bounce back, but we were able to do it," said Derek Carr, who picked apart the Broncos' beleaguered secondary with seven passes of at least 25 yards on his way to a 341-yard masterpiece that included a 48-yard TD toss to Henry Ruggs III.

Offensive coordinator Greg Olson was masterful in his first play-calling duties for Las Vegas since Carr's rookie season in 2014.

"I thought it was great," Carr said. "He had a great flow to the game, the communication and tone in the helmet, there are so many little things that matter to quarterbacks. He was giving the plays to me so early so I had time at the line of scrimmage to go fast or push the tempo or trick them."

"For everything he had to deal with this week and then being thrust into calling plays for the first time in a while, I thought he crushed it. He was awesome."

The Raiders began the post-Gruden era with Ruggs' long touchdown catch that ended an 11-game streak without a score on their opening drive and they never let up.

Carr scoffed at the notion the Raiders would fold without Gruden, who was in the fourth year of a 10-year, \$100 million contract when it all unraveled for him a week ago.

"I'm still here as a leader," Carr said, rattling off the veteran teammates that were right there with him: Crosby, Yannick Ngakoue, Darren Waller, Josh Jacobs, Alec Ingold.

"I'm going to stop naming guys before I forget," he concluded. "We still have our room of guys, our leaders. More now than ever, we needed to step up and be a voice. It's fair to think that way, with everything going on.

"There will be a time to deal with the emotions of all that, but now is not the time," Carr added. "If anything, it brought us closer."

The Raiders (4-2) moved into a first-place tie in the AFC West with the Chargers, who were blown out by Baltimore, and are one game ahead of the Kansas City Chiefs and the reeling Broncos, losers of three straight after starting out 3-0 like the Raiders.

This victory was special "I think more for the organization as a whole, Carr suggested. "For us in the locker room, I know it sounds funny, but we compartmentalize things. We have a job to do. If anything, it heightened our intensity, heightened our focus. It brought us closer.

"But the win is a win. For the organization, it feels different for some people, but for me, you guys know me by now, I felt a certain way, but I had a job to do. Everyone felt that way, so when we won, it was, 'Yes! Let's go!' But for the front office and other people in the organization, it was special, I'm sure."

Raiders Begin Post-Jon Gruden Era With 34-24 Win At Denver

By Arnie Stapleton

October 17, 2021

DENVER (AP) — Jon Gruden's red-faced resignation didn't unravel the Las Vegas Raiders. It galvanized them.

"It for sure brought us closer," Derek Carr said after the Raiders' 34-24 thrashing of the bewildered Denver Broncos on Sunday.

"We needed a win bad this week," Carr said. "Sometimes when you get punched in the gut it's hard to bounce back, but we were able to do it."

Carr sliced up the Denver defense for 341 yards and two touchdowns, Maxx Crosby collected three sacks and the Raiders started the post-Gruden era by snapping a two-game skid and moving into a tie atop the AFC West.

The Raiders (4-2) gave longtime special teams coordinator Rich Bisaccia a win in his debut as interim head coach and offensive coordinator Greg Olson was masterful in his first play-calling duties for Las Vegas since Carr's rookie season in 2014.

"The best part for me was to get on the grass," Bisaccia said. "The worst part for me was figuring out the headset."

The headset?

"Oh, there's a button on there and I have to press it if I want to talk," Bisaccia explained. "Back in the day when I wore a headset set we didn't have all those buttons."

The Raiders began by ending an 11-game streak without a score on their opening drive. They never let up, burning the Broncos' beleaguered secondary over and over.

"Simply put, we got our butts whooped," Broncos safety Justin Simmons said after Denver allowed seven pass plays of at least 25 yards.

Denver's deficient offense couldn't keep pace with the resilient Raiders. Teddy Bridgewater threw a season-high three interceptions and lost a fumble, negating his 334 yards passing and three TDs. He was hit 17 times and sacked five times.

The Broncos (3-3) lost their third consecutive game, but the other defeats came at the hands of Ravens and Steelers and their veteran head coaches John Harbaugh and Mike Tomlin.

This one had to sting coach Vic Fangio, whose Broncos have a short week before a Thursday night game at Cleveland with the possibility they'll fall below .500 just 25 days after starting 3-0.

Von Miller embraced the quick turnaround.

"I want another shot at it super quick, so there's no better time to do it," Miller said. "We've got 96 hours to get it done. I like it like this. I want to get the taste out of our mouths as fast as possible. I want to play right now and it's a perfect situation to be in."

The Broncos' humiliation came on a day they inducted former coach Mike Shanahan into their Ring of Fame and honored Steve Atwater's long-awaited entrance into the Pro Football Hall of Fame.

The Raiders appeared to have a season on the brink after Gruden resigned Monday night when it was revealed emails he sent before being hired in 2018 contained racist, homophobic and misogynistic comments directed at several people in the NFL.

But the Raiders didn't seem one bit bothered by the chaos as they moved into a tie atop the AFC West with the Chargers, who were throttled 34-6 by Baltimore.

Crosby was in on five sacks, one of which came just before halftime, right after the Raiders took a 17-7 lead on Carr's 31-yard touchdown toss to running back Kenyon Drake when linebacker Alexander Johnson never turned his head. Drake hauled in the pass and tiptoed down the Raiders sideline, capping a five-play 82-yard drive that took all of 31 seconds.

"In this business there's always crazy things going on, especially with the Raiders," Crosby said. "There's no mistake about it. Ever since I got here there's always things going on. These guys we have in this building are resilient, from the coaching staff to the players to the trainers, everybody has a positive outlook on this organization."

"Everyone's talking, 'What are the Raiders going to do? Is the season over?' We've heard all of it. For us to have a great week of practice and go out there and play good football, it's a testament to all these guys in the locker room."

Drake's 18-yard touchdown run made it 24-7 in the third quarter, essentially ending any doubt the Raiders weren't going to let Gruden's downfall take them down with him.

FIRST THINGS FIRST

Las Vegas opened the scoring on a 48-yard pass from Carr to Henry Ruggs III, who sped past cornerback Ronald Darby, playing for the first time since pulling a hamstring in the opener. The Raiders failed to score on their first possession in the previous 11 games for the longest active drought in the NFL.

The Broncos had gone even longer without scoring a TD on their first possession, the last one coming on Dec. 8, 2019, against Houston. They ended their 24-game streak when Bridgewater found Tim Patrick on a 23-yard pass to tie it.

INJURIES

Raiders LB Nick Kwiatkoski (foot) and S Roderic Teamer (shoulder) got hurt. The Broncos lost linebackers Johnson (chest), Baron Browning (concussion) and Andre Mintze (hamstring) in the first half. Johnson was replaced by Micah Kiser. WR Tim Patrick slid on the tarp and into the Broncos bench in the fourth quarter but Fangio had no postgame update on any of the injuries.

RAIDERS.COM

What didn't the Raiders defense do in the Silver and Black's commanding win in Denver?

By Levi Edwards

October 17, 2021

Last season, the Raiders defense ranked 30th in the NFL.

And man, those days seem to be long gone.

The Raiders' 34-24 victory over the Denver Broncos places them at 4-2, leaving them tied for the lead in the AFC West. The win is also Interim Head Coach Rich Bisaccia's first, becoming the first Raiders head coach to win his debut game since Hue Jackson in 2011.

"We've really been playing with outstanding effort," said Bisaccia. "We don't feel like effort has been an issue at all this year. We've talked about how we have a good team, we have a good team that competes. ... We thought we really had a good practice Wednesday and Thursday, and I think they played today a lot like they practiced this particular past week.

"It was just fun to watch."

Prior to the game, Broncos linebacker Malik Reed said the message in their locker room was that the Raiders would come out and play with high intensity for their new coach, and his prediction proved to be correct, especially on the defensive side of the ball.

Through the large majority of the game, the defense played efficient football and couldn't have done much more with defensive coordinator Gus Bradley's gameplan.

You need a sack? The Raiders had five.

You need an interception? The Raiders had three.

A pass deflection? They racked up eight.

And don't forget the Solomon Thomas forced fumble recovered by Denzel Perryman. After three turnovers in the first five games of the season, the Raiders defense had four Sunday, equating to their best overall performance of the season.

"I think we limited our explosive plays on defense," Bisaccia said. "We stayed on top a bunch, again with the picks... and the turnovers on defense helped our field position big on offense as well."

The star performance on defense came once again from edge rusher Maxx Crosby, who is in the midst of another stellar season. Crosby – who led the team in sacks the past two seasons – ended the game with six total tackles, three sacks, five quarterback hits and a pass deflection off the line of scrimmage.

"I feel like the rush and the coverage matched; we married it up," said Crosby. "We consistently got after the quarterback from the start of the game. ... Staying consistent, rushing and stay on edges, it helps the guys on the back end. And the guys on the back end have done an amazing job."

"Coach [Gus] Bradley, the way he can lead a group of men is incredible. It's truly special and I feel like we have a great group of guys in this locker room."

Since Bradley has stepped into the locker room, the Raiders defense have become one of the most exciting to watch in the NFL, as they consistently and emphatically make big plays. Through five weeks, the defense ranked among the top 10 in the NFL in sacks, tackles, quarterback hits and pass deflections.

That's a welcome change from years past.

Henry Ruggs III after win over Denver: 'We know what we have to do, and we're going to accomplish it'

By Rachel Gossen

October 17, 2021

The story of the Raiders offense this season had been its slow starts, having not scored a touchdown in the first quarter through five games.

But on Sunday against the AFC West rival Denver Broncos, the Silver and Black flipped the script. Derek Carr and his weapons turned on the heat, scored a touchdown on their opening drive and didn't look back the rest of the game on their way to a statement wire-to-wire 34-24 win.

"Week in and week out, we know we have to start fast. It hasn't happened, but we just needed somebody to step up and give us that spark," Henry Ruggs said, "And luckily, that's what I did."

The spark came amid a week when Interim Head Coach Rich Bisaccia took the helm and offensive coordinator Greg Olson called plays for the first time in five years. Bisaccia made it clear though that there hasn't been a lack of effort — just trouble getting going early. He also expressed how excited he was to see the effort from both sides of the ball to get to W.

"Great continuity on offensive staff, great continuity on defensive staff. ... They just came together today and put it all together," Bisaccia said postgame. "We were plus four in the turnovers; we had good field position in the kicking game and thought we did a great job with drives."

Like they did throughout practice this week, the Raiders tuned out the noise and focused on the field. A first drive of the second half ending in a touchdown, much like the opening drive, helped Las Vegas keep the tempo high on their way to accumulating over 400 yards of total offense.

And for a run game that has been stifled, Josh Jacobs and Kenyan Drake broke out for a rushing touchdown a piece, with Drake added another through the air. Jacobs ended the day with 53 rushing yards and Drake with 34.

Drake came to the Raiders as a free agent from the Arizona Cardinals, where he nearly notched a 1,000 yard season in 2020. Notably, the six-year running back had been quiet since donning the Silver and Black, and today he came alive.

"I came here to make plays, so that's what I hope to continue to do as the season goes on," Drake said.

"I've just got a nose for the end zone. I get there, I'm hungry for it. I'm starving for it. ... It was a great set up by Oly [Greg Olson], Derek threw a great pass, and I just had to do my part," he added.

The offensive line also turned in an impressive performance after intermittent struggles this season, holding strong against the third-best defense in the league and allowed just two sacks on quarterback Derek Carr, who went 18-of-27 for 341 yards and two touchdowns.

"I thought they did a great job. I think we had two sacks, but I think they were my fault for running [for] zero yards; it wasn't on them," Carr said. "Especially against that front — Von Miller is God's gift to earth of pass rushing. ... It's impressive that [the O-line was] able to do what they did this week. We keep that up, hopefully we can build on what they were able to do this week and if we can do that, hopefully have more success."

With the first win under Bisaccia's belt, he and the 4-2 Raiders will look to keep the momentum – and brotherhood – going.

"We know what we have to do, and we're going to accomplish it," Ruggs said.

"It's really not about anybody else but us," he added. "As long as we're together – we've got to go on the field 11 at a time. As long as everybody in our locker room is together and on the same page, no matter what we can make some things happen."

NFL.COM

Raiders show resilience after trying week with decisive win over Broncos

By Jim Trotter

October 18, 2021

The Raiders have had a lot of memorable moments in their storied 61-year history. Some are legendary enough to have their own monikers -- think *The Sea of Hands*, *Ghost to the Post*, *Immaculate Reception* and *Holy Roller*. Other games are unforgettable because of the circumstances, such as in 2011 when the Raiders beat the Texans one day after the passing of franchise patriarch Al Davis. Leading by five with six seconds to play and Houston five yards from the end zone, Michael Huff intercepted Matt Schaub even though the Raiders had only 10 defenders on the field. Legend has it that the 11th defender was Davis in spirit.

Years, if not decades, from now, the Raiders' 34-24 victory over the Broncos on Sunday in Denver likely will occupy a noteworthy spot in franchise lore if only because the organization had never experienced anything like it.

The week began with Jon Gruden -- the coach whom owner Mark Davis emotionally credited with fulfilling his professional dream by returning to the franchise 17 years after being traded to the Buccaneers -- resigning in disgrace after *The Wall Street Journal* and *New York Times* published articles disclosing Gruden's use of racist, homophobic and misogynistic terms in emails he wrote dating back to 2010. The week ended with arguably the team's most complete performance of the season, despite offensive coordinator Greg Olson calling plays for the first time in five years and Rich Bisaccia, a 61-year-old football lifer, walking the sideline as a head coach, albeit an interim one, for the first time in 20 seasons as an NFL coach.

From the outside, the situation appeared incredibly challenging, to say the least, for a team coming off back-to-back losses in which the offense seemed to be regressing. But the Raiders (4-2) showed the type of resilience and character that could bode well for them the rest of the season, which was top of mind all week. They told themselves that 12 games remain to be played. They could bond and fulfill their personal expectations or break and succumb to a sixth consecutive non-winning season.

"It for sure brought us closer," quarterback Derek Carr told reporters after Sunday's victory. "Talking with the guys in meetings and that type of stuff, I'm proud of where we're at and glad for our organization to get a win. We needed a win bad this week. Sometimes when you get punched in the gut it's hard to bounce back." The Raiders did more than bounce back; they excelled. They led 17-7 at the half, 24-7 in the third quarter and 34-17 midway through the fourth quarter. They were in complete control thanks to contributions across the roster. For instance:

- Carr, who averaged 201 yards passing in the previous two games, threw for 341 yards and two touchdowns on 18 completions.
- Running back Kenyan Drake, who had only three touches and no touchdowns the previous two games, scored twice (one rushing TD, one receiving TD) on six touches.
- Wideout Henry Ruggs III, who had 111 yards receiving and no touchdowns the previous two weeks, finished with 97 yards and a touchdown on three catches.
- Defensive end Maxx Crosby posted three sacks and led a defense that had four takeaways, one more than the unit recorded in its first four games combined.

"We came out here and we wanted to get the win for Coach Rich," Crosby said in a postgame press conference. "We wanted to just go out there and play great football and I feel like we did that. ... In this business, there's always crazy things going on, especially with the Raiders. There's no mistake about it; ever since I got here there's always things going on. But these guys that we have in this building are resilient, from the coaching staff to the players to the trainers. Everybody has a great, positive outlook. ... Everyone (outside) was talking about, 'oh, what are the Raiders going to do? Is the season over?' We heard all of it. For us to have a great week of practice and go out there and play good football, it's just a testament to all these guys in the locker room. I couldn't be more proud of them."

There's no question this was a trying time for the franchise. Davis had tried on multiple occasions to lure Gruden from the broadcast booth, and when he finally succeeded in 2018, he gave his friend complete control of football operations and a 10-year, \$100 million contract.

Gruden methodically went about remaking the franchise in the image he desired, from personnel acquisitions to practice schedules to play-calling. So imagine the shiver that went through the building when he resigned on Monday evening. Typically, teams break or bond in that situation, and the Raiders refused to do the former.

Olson took over the offensive play-calling from Gruden and immediately set out to establish more of a presence on the ground, which then opened the passing game. Afterward, he texted that it was the "toughest week of my career -- by far!!" but added that getting back on the play-calling horse was "a little easier with the skill players we have!!"

Defensively, coordinator Gus Bradley sought to shut down the Broncos' running game and force them into obvious passing situations. The strategy worked beautifully and resulted in five sacks and three interceptions (two more than they had for the entire season entering Sunday).

But much of the credit rested with the players. The moment was a test to the leadership within the locker room, a point that was relayed to Carr the morning after Gruden resigned. Raiders great Charles Woodson phoned him and left no doubt what needed to take place.

"My feeling was that his voice has got to be the loudest in the building," Woodson told me Sunday night by phone. "He's been through multiple head coaches and offensive coordinators; he's been through a lot during that time so he's seen a lot and been weathered in this game. So I felt like if anybody was going to be able to handle that situation, it's going to be him. They were words of encouragement to be a leader, be the loudest voice in that locker room. You've got to get this win. Be 1-0. Really, I was just trying to be supportive. It was a weird moment for him, the team and Raider Nation. It was kind of shocking how it all went down."

We no longer have to wonder whether the Raiders have the mettle to withstand that shock. Sunday showed us the question now is how far can such fortitude carry the team.



FEATURE CLIPS

Owner Mark Davis

LAS VEGAS REVIEW JOURNAL

Raiders owner Mark Davis is emerging from his father's shadow

By Ed Graney

May 27, 2020

Raiders owner Mark Davis is used to life in the shadow of his father Al, whose massive legacy is matched by few in the history of professional football.

Slowly but surely, however, Mark is creating one of his own. Even if he doesn't allow himself to see it that way.

"I've always said the least important thing in life is the score at halftime, so I can't be thinking about legacies right now," Davis said. "We're talking about building something."

That process began with his relocation of the Raiders from Oakland to Las Vegas and their spectacular new home that is Allegiant Stadium. It continued when Davis purchased in January the WNBA's Las Vegas Aces.

Al Davis remains, now and forever, the most indelible figure of all things Raiders. He died in 2011, but his presence defines the organization. It happens when you are principal owner and general manager for 39 years.

That 85-foot memorial torch inside Allegiant Stadium might be ceremoniously lit to honor Davis before each home game, but understand that the successful and controversial flame ignited by him when running the Raiders will never really expire.

"Al was a genius and a progressive, but he also had paranoid tendencies," said longtime Bay Area sports columnist Ray Ratto. "His story is told through one of those prisms depending on who is telling it."

Ratto said father and son are alike in one significant regard. "Take me the way I am" is an approach to life they share.

"Maybe that is (Mark's) legacy — don't go out and seek a positive one but that he doesn't want a negative one," Ratto said. "Who does? That makes him closer to the every-man owner than maybe anybody in sports."

One whose arrival to Las Vegas has proven to be a financial bonanza.

A tidy return on investment: The Raiders today are ranked as the world's 29th most valuable sports franchise at an estimated \$3.1 billion. In the last five years, that value has jumped some 117 percent. Which brings us to what Las Vegas has done for the Raiders, the most prominent example being that \$750 million public contribution toward the building of Allegiant Stadium.

It was never going to happen in Oakland. There was never going to be enough money to raise a new stadium in place of the dilapidated Coliseum. It's why, ultimately, Davis found a new home in Las Vegas.

Time will pass, those from both sides of the stadium dispute between the Raiders and the city of Oakland promise, and the entire narrative as to all that transpired will be told.

Some believe it rather simple: That the reason Davis was initially involved in a potential move to Los Angeles (one the Rams and Chargers now share) and the reason he flirted with San Antonio in trying to create a market was that he long since accepted the realities of Oakland.

The city wasn't going to invest hundreds of millions in public money toward a new venue, so Davis discovered in Las Vegas the largest public subsidy ever earmarked for an NFL stadium.

"For anyone to question his desire to get something done in the Bay Area is both ignorant and uninformed," Raiders president Marc Badain said. "Even up until the time we were negotiating here, he always said (Oakland) had a chance."

Community driven

This might not define a legacy, but it is stuff of legend: During the long and dreary days of a pandemic shut-in, Davis hunkered down at his temporary home — Westgate Las Vegas.

"I was the only person living there," Davis said. "There were like 25 security people there on a daily basis. Other than that, I was the only one. It was like 'The Shining.' Everyone in (Las Vegas) was looking for toilet paper and I had 3,000 rooms' worth."

Believe it. He would have invited the entire city inside if allowed.

Davis will tell you how significant those two years leading up to the official move were in connecting his franchise to Las Vegas. NFL owners approved relocation in March of 2017, but the Raiders remained in Oakland until they could officially kick off at Allegiant.

While there is no debating the intimate connection felt between the Golden Knights and Las Vegas — one forged from the October 1 mass shooting during the NHL team's expansion season — the Raiders too have spent their short time here integrating themselves into the community.

Rare is it that a few weeks pass without a press release announcing another outreach program. Recognizing local teachers. Hosting local prep football teams for games at Allegiant Stadium. Feeding the hungry. Working with veterans. Visiting hospitals and middle schools and high schools. Promoting the COVID-19 vaccines.

"Their involvement in the community is really impressive," Gov. Steve Sisolak said. "They don't say, 'No,' when you ask them for something. They just say, 'Yes,' to any community service item." Davis has often said he wanted the organization to earn such attachment, which he doesn't think would have occurred if the Raiders had arrived earlier and, say, played a few years at Sam Boyd Stadium.

He believed all infrastructure needed to be in place.

“Mark has made a commitment to Las Vegas and delivered every step of the way,” Raiders head coach Jon Gruden said. “The community is really important to him and he’s proud to be part of it. It shows the way Las Vegas has embraced the team. You can feel the excitement everywhere around here.”

Need to win more

All of his dreams for the Raiders had come true. The beautiful practice facility. The magnificent stadium. The community interest.

“And then the pandemic hit and the world stopped,” Davis said. “That’s how life goes sometimes.” What those who committed to paying traditional sky-high NFL season ticket prices missed watching in person last season was an 8-8 team whose franchise missed the playoffs for a 17th time in 18 years. Gruden will now enter a fourth year since returning to the sidelines. He is 19-29 on this second go-round after signing a reported 10-year deal in 2018 to get things turned.

They haven’t been yet.

“My role in taking over for my father when he passed away was to continue the legacy that he built and the mystique of the Raiders,” Davis said. “The one thing that I have failed in so far is we haven’t won. That’s what this team is about. It drives me, absolutely. It does.

“I felt bringing Jon Gruden into the organization was very stabilizing and he has a long time to do the things he needs to in order to get it done. I wasn’t looking for a quick fix. I was looking for something that we built for the future. We’re doing a wonderful job off the field, but we have a lot of work to do on it.”

The latter isn’t an issue with his other team.

Passion for hoops

Over nearly 30 years working for the Raiders, during which time she became the NFL’s first female front office executive, Amy Trask would frequently need to discuss a matter with Al Davis or have him sign a document.

Often, she was made to wait.

“He would be involved watching a women’s basketball game,” Trask said. “His interest and love for women’s basketball was as strong as it could be. When I heard Mark purchased the Aces, it made me smile.”

If the Raiders are the impetus by which Davis’ heart beats, it appears he has saved a portion for the Aces.

He bought the team from MGM Resorts International and is building an 80,000 square-foot training facility next to the Raiders’ headquarters in Henderson.

Davis has been a courtside staple since 2017. Two years later, the Raiders purchased 1,600 tickets for local youth to attend home games. Davis recently announced that Aces season-ticket holders — around 2,000 — will attend games this season for free. He is eating the entire cost.

Numbers are sometimes just that. His football team has a 53-player roster and \$180 million salary cap. His basketball team has 12 players and a \$1.3 million cap.

Davis, though, recognizes the disparity in compensation between his male and female athletes and has already proven to be overly passionate about ensuring women receive a larger piece of the financial pie. He is pushing fellow WNBA owners to negotiate a more lucrative media rights deal.

"It will be a different style of ownership from the big conglomerate to an individual, but the commitment from (Davis) is as much or even more than the MGM," said Aces coach Bill Laimbeer, whose team is among the favorites to win this year's title. "His commitment to making us as good as we can be is phenomenal.

"My goal is to educate him. He wants to learn everything about the women's game. In the long run, I'd like to see him have whatever say he chooses — hey, it's his money — but he knows he has a long ways to go. He wants to be taught and that's wonderful, from both a basketball and business side as well." Already, the first-year owner is dreaming about how legacies can be born for all involved. What's he looking forward to most?

"Designing that (championship) ring," Davis said.

It's still halftime

Even on one of the most important days of his life — March 27, 2017 — Davis spoke about another. Minutes after league owners voted 31-1 in favor of the Raiders relocating to Las Vegas, Davis stood behind a podium in Phoenix and talked about how his father often stated that the greatness of the Raiders was in its future.

The prospects for a rewarding one born and nurtured in Las Vegas seem more likely than ever. "Al Davis was Oakland and Mark Davis will be Las Vegas," Sisolak said. "The thing that has surprised me most is how approachable he is. He's very recognizable — I don't want to say it's the haircut, but that certainly helps — and he takes an inordinate amount of time to visit with anybody and sign autographs and talk to people. He shows and feels his best relating to everyday people."

In the end, legacies are built. It's just that many prefer to focus on the process and not the outcome. So maybe that's it, then, for Davis.

Maybe it's still halftime and he's not near ready to keep score.

"His (legacy) never has seemed to be the motivation behind any of his decisions," Badain said. "When people ask me about him, I say he's the anti-sports owner. He doesn't want any credit. He doesn't really want his name in the paper, but he will put his face out there when things go badly."

As an example, Davis last month took responsibility for a tweet that appeared on the team's official account about the verdict in the George Floyd murder case that was roundly criticized as insensitive. It read, "I CAN BREATHE 4-20-21," which Davis meant as a way to applaud the guilty verdict. But an hour after the tweet went public, it already had received nearly 20,000 comments and more than 15,000 retweets. Most were of a highly critical nature.

"But when things are going well, you don't hear from him," Badain said. "I really can't see the motivation for himself to create a legacy."

With or without one, Mark Davis has changed the trajectory of Las Vegas sports forever. Somewhere in there, perhaps not yet detectable, is a pretty amazing legacy.

THE ATHLETIC

New city, new man: How Las Vegas has changed Raiders owner Mark Davis

By Vic Tafur

July 22, 2020

LAS VEGAS — Back before the pandemic, Raiders coach Jon Gruden hit the Las Vegas Strip pretty hard for a few days, sampling some of the prized steak houses, enjoying an Aerosmith concert and appearing on social media posts with comedian Carrot Top.

"I was getting pissed at him," team owner Mark Davis said, laughing. "He stole my 15 minutes of fame. I told him to go home."

While Gruden, a celebrity coach who used to be a TV star, is the face of the franchise, Davis holds the keys to the city. After years of struggling to get a new stadium in Oakland and then falling short in an attempt to move to Los Angeles, Davis sits in Las Vegas with a state-of-the-art, \$1.85 billion stadium that is 98 percent completed and on track to be ready for the 2020 season.

Davis has immersed himself in the community since moving to Las Vegas last summer.

"The buzz has been unbelievable," Davis said in an hour-long sitdown interview on Saturday. "The fans here have just been so welcoming. They are stopping me and thanking us for coming, while I'm trying to thank them for bringing us."

Nevada Gov. Steve Sisolak first met Davis four years ago and is amazed by just how many people Davis talks to.

"Mark is an unusual character," Sisolak said in a phone interview Tuesday. "I have gotten to know a lot of wealthy and very powerful individuals, and Mark is the most unique of all of them. He is at his best, his comfort zone is with regular people. When he is on-site, he is always in the back talking to kitchen workers. And he will sign autographs until there is no one left. And you can tell he enjoys taking the selfies and chatting with these guys. He really gets close with people."

Allegiant Stadium may not have people cheering at games this season due to the pandemic, but it looks great and a visit last week saw workers looking back and admiring it at the end of their shifts.

"It's a phenomenal feeling," Davis said. "To get through the trials and tribulations and actually get it done on time. The pride that the workers showed in this building, man, they really did ... they loved working on it. Every three months before the pandemic hit, we would serve them a big-ass lunch and go through and thank every one of them. They just had so much pride in building this thing."

"You see them building hotels around here and you don't see the same enthusiasm about a project. They are the MVPs. I just can't thank them enough."

A new owner in a new city, Davis is also a new man.

After years of thinking that players should not protest or take a stand on issues while on the football field, he started changing his mind three years ago — before a weird game in Washington that Davis felt set the team back years. He has now reached a point where he is one of only a handful of NFL owners to say “Black Lives Matter” after the killing of George Floyd by a police officer in Minnesota and the subsequent protests around the country.

In a statement the team posted on social media, Davis said, “To watch a man be murdered by a uniformed police officer kneeling on the man’s throat for nine minutes while three uniformed police officers either assisted or stood by watching is disturbing in too many ways. To be honest I’m surprised that the resulting violence hasn’t been much worse.”

Davis has since met with Nevada Attorney General Aaron Ford, Clark County Sheriff Joseph Lombardo and Gruden about how they can make a positive social impact coming into the Las Vegas community.

“The initial thing is trust,” Davis said. “The officers need to trust the players and their families, and the players need to trust the officers so we can all say that we are on the same team.

“We discussed a lot of different programs and things that we can do. As soon as this virus is over, we’re going to get together and have an eye-to-eye and let everyone talk and speak from the heart, so we’re all starting on the same page. Starting in the local community is the quickest and most effective way for us to make a difference.”

Davis has also sat in on Zoom meetings that his players had to discuss social injustice.

“They are really stressing voting, and getting the word out how important it is to vote,” he said. “Making sure people know how to register to vote. If you want change, that’s really the only way to go about doing it, voting. The players would also have mentorships with kids in the community and make appearances with officers in schools, together, showing that they are on the same team and it’s not us versus them.”

Players are planning to make a stand against police violence before games — possibly taking a knee during the national anthem — and Davis is fine with that. He wasn’t for a long time, but that changed just before that Washington game in 2017.

Actually, it goes back to 1968.

“I was 13 years old then and there was a lot of social change going on in the Bay Area — we had Berkeley, Hells Angels, the Black Panthers, People’s Park, the war in Vietnam,” Davis said. “We had all that going on and it’s so remarkable to me the violence that was going on then and the protests and kids getting the shit kicked out of them. And then what was going on in Los Angeles and across the country in Black communities.

“And now, today, people think we are in a tough situation with Black Lives Matter and George Floyd,” he said. “When you look back at ’68, I think people have been actually pretty calm about what’s going on now. You think about it, has anything really changed in 50 years? There’s been progress, but certainly not enough.”

Davis admitted that he didn’t know what to make of Colin Kaepernick’s 2016 protests during the national anthem at first.

"My hero was Tommie Smith," Davis said. "Fist in the air. Strength. That was quite a statement. I didn't see strength in Colin kneeling, and there was some confusion at first over what he was kneeling for. A little bit before that Washington game, I had told the players that while I was the first person for social justice and the Raiders are the first team in the world for social justice, I would prefer that if you had something to say, you don't do it in a Raiders uniform. Because then you're speaking for all 53 players and everyone that works in this organization. And they may not all agree with you."

Davis asked them to speak out after games and said he would stand with them then if they wanted. He thought the message was well received but wasn't sure what the players would do. Then, two days before the game at Washington, President Donald Trump called NFL players who kneeled "sons of bitches."

"Certain things happened and the national climate changed. Things got hot and that clicked me back to 1968," Davis said. "I called in Derek (Carr) and Khalil (Mack) and told them that I can no longer ask them not to say something while you're in uniform. And that if they were going to say something, say it with class and pride and try and say it as a team. There won't be a fine."

While Davis gave his blessing, there was still a lot of debate and uneasiness in the locker room going into the game. Coach Jack Del Rio clearly sided with Trump that players should not protest during the anthem. Carr and Mack, meanwhile, were not polished leaders and did not pull off the unified front, as some players kneeled during the anthem, others stood and many sat on the benches with their arms interlocked.

"Everybody took a different path," Davis said.

Carr took a beating that game, as the listless Raiders were dominated, 27-10, and would go on to lose four straight games to erase a 2-0 start to the season. The rumors spread that the offensive linemen let Carr get hit over the differences of opinion over the pregame protest.

The players on the team all deny this, and most point to the offense falling apart under new coordinator Todd Downing, with former linebacker Del Rio and offensive line coach Mike Tice getting too involved in the play calling.

But there was definitely something hanging in the air in the locker room.

"People respected that Derek stood," former Raiders defensive lineman Mario Edwards Jr. told The Athletic's David Lombardi in 2018. "It's a free country. But people definitely had their feelings about it. We had a group of people that sat and a group of people that stood, and that's where it really started separating.

"And then some people started getting upset like, 'OK, if you're going to sit now, how about you start doing stuff to actually make a difference? Don't sit down just to sit down because it's cool, let's sit down to make a difference.' So then we started pointing fingers and it started going downhill from there."

Davis can't imagine that teammates let Carr get hit.

"I wasn't inside enough to know what was really going on, and I take the blame for that," Davis said. "And it killed our team for the rest of that year. It tore at the heart of our team. It was a total defeat — socially, on the field, everything. It was a disaster. Just a terrible night. And it was my fault, because I was at the top of the food chain."

(Del Rio was fired at the end of the season, after Davis finally succeeded in his long-time courtship to get Gruden to return for a second stint as Raiders coach.)

Davis has been more demonstrative this time around, trying to steer the organization's response to police violence.

"I have taken a lot of criticism over saying Black Lives Matter," Davis said. "I am not backing some Marxist organization, it's just a clean statement. Obviously, all lives matter, but where we're at right now, we have to make clear that Black lives matter because a part of our society needs to hear that after what's been going on. We have to stop police brutality.

"We have two pandemics this year, social justice and COVID virus."

When Davis visits his new baby, his favorite two things about the stadium are the grass field and the 85-foot Al Davis torch, honoring his late father.

"Those were the two must-haves," Davis said. "Non-negotiable. I give all the credit in the world to (Arizona Cardinals owner) Michael Bidwill for taking the risk to actually do a grass field in Arizona that grows outside and actually rolls into the stadium, and then all of the help that they gave us. They helped effectuate that for our stadium. ... Football should be played on grass."

Davis stresses that while Allegiant Stadium is multipurpose, it was made for football.

"The sidelines are very tight and everybody is going to be right on top of the field," Davis said. "It's going to be exciting."

Fans have begun referring to Allegiant Stadium as "The Death Star" because some think it resembles the "Star Wars" space station, and Davis is over the moon about it.

"That's just spectacular," he said. "Disney is kind of excited that that name was attached to the stadium, as well. But that came from the fans. I love that."

While the Raiders won't announce the formation of a "Black Hole" fan section like there was in Oakland, it's already incubating. It will be in the end zone section that doesn't have a club area.

"If the fans want to consider that the Black Hole, they can absolutely do it," Davis said. "I don't try and tell fans what to do, I like organic. But it's very clear that that one end zone will be the Black Hole. A good amount of fans who were in that section in Oakland have bought seats in that section.

"That's part of our legacy."

There are roughly 9,000 fans from Oakland that have bought season tickets, Davis said.

"When I run into them when I am in the Bay Area, they tell me that it hurts that we left, but they understand why," Davis said. "Ninety percent are on a positive note. It's very heartening. The other 10 percent are very, very angry at me. But I am willing to talk to them and explain to them what the reasoning was. And for some, they were still mad after I tell them."

"I totally understand the passion and that they aren't forgiving."

Davis has always spent a lot of time talking to fans, often holding court in the lobby of the Napa Valley Marriott after training camp practices.

"Seeing what the A's are going through right now, knowing what a tough situation we were in," Davis said. "I wouldn't say getting a new stadium in Oakland was impossible, but it was pretty damn impossible. I think most of the fans understand that, and that's important to me."

Davis said the Raiders also have 8,000 fans coming from their other former home, Los Angeles, and he wonders what people are talking about when they say that the Raiders have lost the fever pitch that their fans had in Oakland.

"You hear people say that the crowd is going to be 50/50 with our fans and the opposing team's fans, but the only way the other team's fans get in is if our fans sell their tickets," Davis said. "Because they are all sold out. We have to win so that they don't sell their tickets, but I understand that if they can get \$2,000 a ticket for the Chiefs game or Tom Brady game."

"I think a lot of people try to kiss it off and say we sold all the tickets to the hotels or the brokers, and that's the farthest thing from the truth."

It sounds as if there will be no fans at Allegiant Stadium this season, but Davis thinks fans will be pleased with what they see on TV. He thinks his team is set up to win and is particularly excited about the first-round draft pick who reminds him of his late friend, Cliff Branch. And of his father, late owner Al Davis.

"Henry Ruggs was the player I wanted for the last six months," Davis said. "My dad was always trying to replace Cliff with so many different types of guys. ... Speed, speed, speed and we really got away from that the last five, six, seven years. We really didn't have anybody that could run. Nobody could run."

"I watched Henry Ruggs and his speed and quickness and his strength were pretty impressive. And then if you see his baseball highlights, my God. He made some nice tackles on interceptions and he'll block too. He is a complete player. I was just so thrilled that we drafted him. Maybe that's the piece that we haven't had that's Raiders football. You throw it deep the first play and the safety is worried the whole game."

Ruggs is potentially the one new starter on an offense that has its quarterback, offensive line, running backs, receivers and tight ends back from last season. That familiarity should bode well as teams had to shelve their offseason workouts and now the preseason games have been canceled.

"There was so much talk this offseason about other quarterbacks and things of that nature, and having Derek (Carr) come back and the continuity he brings with how little time that players have to work together is probably a positive thing," Davis said.

Davis thinks the life came back into the organization when Gruden came aboard, but more so when the Raiders beat Mack and the Bears in London last season. They had traded away Mack, the former defensive player of the year, before the 2018 season for no immediate return as they awaited the future draft picks in 2019 and 2020. The two first-rounders turned out to be running back Josh Jacobs and cornerback Damon Arnette.

"After that Bears game, people realized that we hadn't given away the ship with Khalil," Davis said. "We have such good young guys today. They are really working hard this offseason. And it's not the coolest weather."

The new practice facility has outdoor and indoor fields, and Davis said the only person more excited than the players is Gruden.

"He is really excited," Davis said. "The facility gives him an opportunity to do something he's never had the opportunity to do — having everything at his disposal as far as the film-editing and the technology, the rooms, just everything."

The Raiders will be having training camp at the facility starting next Tuesday, but Davis hopes to return to Napa next summer.

"I would like to continue to do it there," Davis said. "It is one of the most beautiful places in the world and gives us ties back to our Northern California roots. Southern California is another possibility, but I just think there is nothing better than Napa."

The Raiders have another year in their deal at Napa and Davis thinks extending it should go smoothly, though he senses other teams are "biting."

The ribbon-cutting and the official opening of Allegiant Stadium may get pushed back due to the pandemic, but Davis says he knows he will be holding back tears whenever it does happen.

"This would have been my dad's dream," Davis said. "He would have loved the stadium. It has that imposing Raiders touch to it. It looks like a Raiders stadium. I think he would be happy too about the facility in Henderson and the ability that it gives us to be a 21st-, 22nd-century team."

While his dad was always full speed ahead, Davis does look back and he said it's important to him that people know he did everything he could to make it work in Oakland.

"If I didn't try, I would have felt guilty," Davis said. "I gave it my best and I don't feel guilty one iota. I take a lot of blame for a lot of things where maybe I wasn't prepared or made a bad decision — everything is from the heart — but on the trying to get us a stadium in Oakland, I did everything I could. Then, at our last home game, they took an edited video and made it look like I didn't give a damn about the fans."

"I wanted to say that the city ran us out of town and was suing us, and the guy that runs the Coliseum was facing federal charges for inside dealing on the naming rights, but I didn't ... and it came out looking like I didn't care about the fans. When I think they are the best in the world."

Former Coliseum Authority executive director Scott McKibben was charged in January for alleged violations of state conflict-of-interest laws for seeking a \$50,000 fee in helping negotiate a stadium's naming rights.

“He backtracked on the deal he made us on the price of the lease, and he gets caught for taking a kickback, and I haven’t heard a word about it since,” Davis said. “The Bay Area is one of the most beautiful places in the world, and the politics are the most dysfunctional I have ever seen anywhere.”

Davis was also hurt when the NFL chose the Rams and Chargers over the Raiders to move to Los Angeles, but processed it quickly.

“I have lost games before,” Davis said. “That’s how I have learned to live my life — you lose on Sunday, you’re pissed about it, I go to P.F. Chang’s on Monday, I have lunch and then I am on to the next week. We got our ass kicked in LA, and we went back to Oakland with our tails between our legs. And then McKibben backtracked and tripled our lease, and it was total disrespect. It was like, how are we going to work with these people?”

“Vegas had been after us for years, but I told them I will only talk to you if Oakland and Los Angeles don’t happen. Losing the LA vote was probably the best thing that ever happened for us.”

And for Nevada football fans and workers.

“This stadium has been a great thing for the community,” Sisolak said. “It created an awful lot of jobs, which I am really, really proud of. Mark has been a great partner. There are only 32 cities that get to call themselves NFL cities and it’s an honor to be one of them for the people in Nevada.

“Mark has won a fan base already. He is extremely supportive of the community, he’s at every sporting event and charity event. He has donated to our schools. He has jumped in with both feet and he has certainly changed the landscape of Las Vegas and Nevada forever.”

General Manager Mike Mayock

LAS VEGAS REVIEW-JOURNAL

Man with the Plan: Raiders' GM Mike Mayock seeing vision through

By Adam Hill

September 9, 2020

Mike Mayock fondly remembers wandering the various playgrounds of West Philadelphia as a teenager in search of the best competition to test his mettle.

"You'd kind of hear where guys might be running that day and go find them," Mayock recalled during a phone call late in training camp. "I didn't care if it was Wiffle ball. Let's just go find a game."

It was that same search for competition that led him to leave behind a nearly two-decade run as a television analyst to serve as the general manager of the Raiders in December 2018.

Mayock employed the same passion and work ethic to his media job as he does to his front office gig with the Raiders, particularly his time spent as an NFL draft analyst.

It was a grueling process to prepare for the biggest three days of the year, but as soon as the draft broadcast wrapped, it was time to move on from all of the players he had spent so much time studying.

The son of a football coach wanted more skin in the game, as he describes it.

"When I was at NFL Network, I could prepare 10 months for the draft and feel really good about it afterwards, go out and have a beer and feel like you worked your tail off and did the best you could," he said. "But there's no connection to the individual players and the game, it's just a job well done."

That's not the case anymore. Now his meticulous research on every player coming out of college is put to the ultimate test. "You get to see these guys as more than just a commodity," he said. "You get to see them become fathers, husbands, brothers and men."

He also has to worry about trades, free agency, managing egos and the salary cap and making sure all those pieces work together when they take the field on game days.

"On Sunday afternoon for three-and-a-half hours, I'm ready to puke," the 62-year-old Boston College alum said. "That's what I missed. The butterflies, the nerves when every snap matters. That's what's been the cool thing for me is trying to build something different and special and on Sunday, you live and die by every snap."

A successful transition

It's a proving ground that sounds nightmarish, but Mayock insists he's a man living a dream.

"Everybody has a different definition of fun," he said. "My wife looks at me and just laughs. She's like, 'You've never had more fun in your life.' And she's right. At my age, to have the opportunity to do this, you kind of live and die a little bit every day because it means so much."

Not that he was unhappy with his prior professional life. After his brief playing career ended, Mayock went into commercial real estate and eventually broke into broadcasting.

He did a little bit of everything in television from sideline reporter in college football and the NCAA basketball tournament to calling games in the Canadian Football League to lead analyst on Notre Dame broadcasts.

It was the kind of versatility that once had him dreaming of being the first person to play in Major League Baseball, the NBA and the NFL when he was growing up.

Mayock was best known for his NFL draft analysis and had settled into that role, though there was always a sense he wanted to experience what was on the other side of the business. He knew it would have to be the right situation for it to work, however.

Mayock had been inside the facilities of just about every team in his time covering the NFL and the draft and had determined one of the biggest factors in the success or failure of a franchise was whether the coach and general manager were on the same page. He knew it was going to have to be the right fit if he were to move into the front office.

Finding right fit

Mayock found it with the Raiders and head coach Jon Gruden and it didn't take long to figure it out.

While they had crossed paths many times in their roles as broadcasters, their first meeting about taking the general manager job for the Raiders took place in late 2018 when Gruden was wrapping up the first season of his coaching comeback.

The group of five or six people at Gruden's house included owner Mark Davis, but soon only Mayock and Gruden were talking.

"It was the easiest conversation I ever had," Mayock recalls. "It happened organically. It was just topic to topic to topic about football and on most of them we were aligned. I think the most important thing was just kind of the vision for how to build this franchise."

In addition to the chemistry, Mayock liked that Gruden had a 10-year contract. It afforded the duo the opportunity to remake the roster according to their vision of how it should be done with the security of enough time to see the process through.

They wanted to focus on building through the draft and augmenting through free agency in areas where they believed they could invest in impact players.

It helped that Gruden had turned assets like Khalil Mack and Amari Cooper into draft capital and salary cap space.

So they were aligned on how to build a team, but Mayock has long said a key part of their shared vision was what type of players they wanted to bring in.

Mayock stressed to his scouting department the importance of evaluating a player and not just his measurables.

"I like smelling the grass," he said. "I want to be out there. I don't want to just know the results of the 40 and the vertical jump. I want to see them work out. I want to go to dinner with them. I want to get to know them. I tell my scouts all the time that we can all watch the tape, put the reports in and evaluate, but what makes that kid tick? What's important to him? The better we do at that, the better overall scouts we will be.

"We want guys with a passion for the game of football," he said.

Football first

Anyone who has been at the team's brand new facility in Henderson before sunrise knows how important football is to the faces of the front office. Mayock typically arrives around 5:30 a.m. He insists he's never beaten Gruden to work.

The two usually share a coffee around that time to discuss the agenda for the day and whatever big picture issues may be pertinent at the time.

Together, they have turned over almost the entire roster. They believe they are far more talented, stronger, faster and better than when they started. They are certainly younger.

Mayock has confidence in what they are building, but he knows it doesn't matter until it's put to the test on the field. As much credit as he got for the success of the rookie class he put together in his first draft, he's quick to point out his team went 7-9 in his first season as general manager.

So, has the vision he and Gruden had for building the roster started to take shape?

"The answer to the question is we're getting more and more of our guys in the building, we're competing at a higher level, but it remains to be seen whether that translates on the field or not, which is most important," he said.

"I think we're slowly seeing what we wanted, which was guys to come in and compete their tails off," he continued. "We want guys that love to compete, that don't shrink from competition. That's probably why you've seen some of the guys that we've drafted from big schools, used to playing in big games, an opportunity to watch them compete in that type of atmosphere. As Jon and I are sitting here contemplating cutting to a 53-man roster, we kind of take a step back and say it's a lot harder this year. We've got more guys competing. There's more talent."

It's time to put it to the test. But Mayock doesn't have to seek out that competition like he did when he was a kid.

His work will be graded every week, starting with a road game in Charlotte against the Panthers on Sept. 13.

DE Maxx Crosby

THE ATHLETIC

Now 18 months sober, the Raiders' Maxx Crosby opens up about his journey to the brink and back

By Vic Tafur

September 6, 2021

March 11, 2020, was the day that Maxx Crosby got sober. And it's a day the Raiders defensive end always knew had to come.

"I knew from the day that I started drinking that I wasn't like everybody else," Crosby said in a recent phone interview. "I couldn't just have one drink, and it was always a crutch for me. Through high school, through college ... and even when I got to the pros at first.

"I always knew I had a problem, but it got to a point where it started becoming unmanageable and things just got overwhelming for me. It was over the top, and I knew if I wanted to be the player that I wanted to be and the person that I wanted to be, it was something that I had to cut out of my life."

Crosby's teammates voted him a team captain last week, making him one of the two defensive players of the seven selected. If you have been around training camp, it's no surprise that Crosby and Yannick Ngakoue were picked because ever since Ngakoue showed up this spring, the two pass rushers have been pushing each other and teammates at practice.

Crosby, entering his third season, is in the best shape he's ever been in and is totally recovered from last season's broken hand and torn shoulder. Most importantly, he's the happiest he's ever been.

He took some time to talk about his journey to get here, as he closes in on 18 months sober from alcohol and drugs.

"It's been an awesome ride so far," Crosby said. "The first year of sobriety, for everybody, they say, is the hardest, and I know for me, mentally and physically, it was really tough. Getting through that and learning how to live a meaningful life taking care of myself and the people around me that I care about and love ... it was an uphill battle, and it's an everyday process, but life is getting better and better."

It started in March 2020 when Crosby went to Hollywood and checked into a rehabilitation center for a month. That same day, the Utah Jazz's Rudy Gobert tested positive for COVID-19 and the NBA suspended its season. Soon after, the rest of the sports world followed and much of society went into pandemic-related lockdowns.

"It's crazy, when I got there on March 11 ... that's when everything started shutting down because of COVID," Crosby said. "The NBA stopped their season and everything was put on lockdown, so it was kind of a blessing in disguise in a way.

"The whole world was put on lockdown, and it really gave me time to go take care of myself."

Walking into Grace Recovery Center was jarring and depressing at first, but Crosby knew he had to be there.

"I absolutely love those people," Crosby said.

He then transitioned to a sober living facility in Venice Beach, where he also trained to get ready for the 2020 season.

"I was there the entire offseason, really working on myself," Crosby said. "There were a lot of ups and downs, but I stayed the course. It was the best decision I ever made. It saved my life and it's a miracle what the (Alcoholics Anonymous) program has done for me and my family."

Crosby had wanted to put a year of sobriety under his belt before he told everybody, and some teammates were surprised to hear the news when Crosby told former teammate Will Compton about his sobriety on the "Bussin with the Boys" podcast in March.

"Will has a big platform and I thought it was a good idea to share my story so that it can help other people," Crosby said.

Crosby said he has a family history of alcohol addiction.

"I've had a lot of people close to me deal with it, and it's part of who I am," Crosby said.

Crosby also has a teammate in Darren Waller who has been very public about his addiction to opiates and alcohol and his recovery since he joined the Raiders in 2018. Crosby watched from afar on the other side of the locker room at first, and now he and Waller are close friends who attend rehab meetings together every Tuesday night.

"We were always cool, but we weren't really close before I got sober," Crosby said. "But just seeing him, I knew I could get sober. And I never thought that would happen, to be honest. ... I was just in a bad, bad space. But seeing him gave me hope.

"When I first got sober, I was like, 'Shit, if Darren can overcome what he did, I can do it. I can dedicate myself like he did.' I am about to be a year and a half sober, but it's still an everyday process. I am focused on the now, and having guys like Darren around me is so special to have that in the locker room."

It's not lost on Crosby that the Raiders have long been seen as the renegades of the NFL and the team has now moved to Las Vegas — Sin City — and ... two of its best players are drinking club soda and going to meetings every Tuesday night.

"Well, Darren and I have crazy-ass stories, at least," Crosby said, laughing. "But we can shed light on real-life situations and what we went through, and that can really help other people."

Special-teams coordinator and assistant head coach Rich Bisaccia also played a big part early on.

"He was FaceTiming me when I first got sober, and that was big," Crosby said. "He helped me a ton ... that was special. He says to find the three things that are most important to you, and obviously sobriety is at the top right next to football and my girlfriend, family and loved ones. Keep that circle small, and keep my priorities in the front, instead of the back."

For a guy like Crosby, who came out of Colleyville, Texas, with only one college scholarship offer and has always pushed himself, admitting that he wasn't strong enough to handle his over-drinking by himself — that he couldn't control the situation — was a big hurdle to get over.

"Any guy in AA will tell you, 'You can't do it alone.' That's a fact," Crosby said. "I tried to get sober multiple times in the past. I tried to do it by myself and white knuckle it, 'do it my way' and whatever, but eventually, it didn't work."

Crosby was, in fact, sober his entire last season at Eastern Michigan .. after getting in a drunk-driving accident leaving a party that spring.

"I wrecked my car and got arrested," Crosby said. "I knew I was going to face some kind of suspension. Coach (Chris) Creighton told me it was going to be a two-game suspension, but that second game was against Purdue ... that's a huge game. At Eastern Michigan, if you're playing a Big Ten team, that's a monstrous game. I was like, I cannot miss that game. And I was waiting for a couple of weeks to see what he was going to do. It was a scary time."

Creighton made Crosby a deal.

Crosby had to stay sober the entire season, get drug-tested and breathalyzed frequently, do a lot of community service and the suspension would only last the first game. If Crosby drank after any game or failed a test, he would be suspended again immediately.

Crosby was planning to enter the NFL Draft early after that junior season, so it was a no-brainer. And a white knuckler.

"He challenged me," Crosby said. "And I stayed sober and was able to get to the draft. Without that challenge, I don't know if I would be here today. Looking back on it, obviously, I went to the pros and had my struggles again, but a year and a half later, our relationship is so strong. (Creighton) always reaches out to me."

Crosby stayed sober for nine months without working a program, until he exhaled after getting picked by the Raiders and getting that first big paycheck.

"I was a pro," Crosby said. "Didn't have to go to class anymore, less responsibility and more money and you want to fit in with the guys. I started again and things got worse and worse."

During the draft process, the drunk-driving accident was the first thing Crosby was asked about by every prospective NFL team. And as he answered, Crosby thought to himself that he needed to address the problem with a full-fledged plan and program someday.

That day came a year later.

"The AA program, with the 12 steps and everything you have to do to truly heal yourself, is a different experience," Crosby said. "I could go on all day about it. The quote that stuck with me the most is, 'The one thing you have to change is everything.' The people around you, your daily routine, everything in my life had to change." Besides the support of his current and former coaches and teammates, Crosby also now has a team of counselors, AA members, mentors, sponsors and housemates from Grace and the transition center pulling for him and staying in touch.

"It's been an amazing journey," Crosby said.

ESPN.COM

Las Vegas Raiders DE Maxx Crosby says he's 18 months sober after stay in rehab last offseason

By Paul Gutierrez

August 27, 2021

HENDERSON, Nev. -- A week before the world shut down due to the COVID-19 pandemic in the spring of 2020, Maxx Crosby's world opened up.

That's when the Las Vegas Raiders defensive end began a month-long stay in rehab for alcoholism and is now nearing an 18-month milestone of being sober, on the cusp of the 2021 NFL season. In a wide-ranging interview with ESPN on Friday, Crosby detailed his fight for sobriety as he enters his third NFL season.

"It got to a point after my rookie year my life became unmanageable," Crosby said. "Alcohol, partying and all that s--- became too much of a distraction in my life. It became just overwhelming. I've always had issues with drinking and partying throughout high school and college. I've been able to slip by and get by, but it became too much for me and it's always been that one crutch.

"Alcoholism runs in my family and I'm an alcoholic. So, for me, I knew it was something that was always a crutch. I always knew I had a problem. I knew I couldn't just drink like everybody else. I got ahead of it. My first year of sobriety is always the hardest and that was last year. I had a lot of ups and downs. Mentally it was really tough for me. But going in, I'm almost a year-and-a-half sober now and life is great. I'm really enjoying every single day. I'm enjoying the work."

Crosby, who turned 24 on Aug. 22, was a Day 3 draft pick of the Raiders in 2019 out of Eastern Michigan, the No. 106 overall selection in the fourth round. He racked up 10 sacks as a rookie.

But it was in that offseason when Crosby decided he needed help.

"It was March 11 [2020], the day I got sober," he said. "I was living in Hollywood. Strolled out there and checked into rehab. ... And the whole world was put on shut down. I was there for a month and then I was able to just get myself right. And then after rehab, for that month I went to a sober living [facility] and I was staying out in Venice Beach all the way until training camp. I was literally in treatment like for the whole offseason.

"It was a big struggle but looking back on my journey, I know five years, 10 years down the road, I'll look back and be like, that was the biggest offseason of my life even though I was just trying to get my s--- together and just trying to stay above water. I know if I can make it through that s--- and get sober, I can do anything. It was special and I met some awesome people along the way."

Raiders owner Mark Davis said he was happy for Crosby.

"I think it's fantastic," Davis said. "Everybody has their demons. Obviously, he recognized he had a problem and he went out and fixed it. Recognizing it and wanting to fix it is the No. 1 way to get the help you need. And he did it."

Raiders coach Jon Gruden agreed.

"Maxx is an amazing man," Gruden told ESPN. "He realized he had a problem and he isolated himself and conquered it. He has incredible mental toughness and a desire to be great. He's a great inspiration for people to see what you can do if you're committed to following through."

Crosby said teammate Darren Waller, a Pro Bowl tight end, has also been open about his battle with addiction and they have become close friends.

"Here's a guy that was deep," Crosby said of Waller, "deep as hell and almost lost his life and he was able to come back and is now one of the best players in the league. For me, seeing a guy like that, that gave me hope. When I went off to rehab, I was terrified. I didn't know if I was able to do it. I couldn't imagine my life being sober. But today, the blessings that have come my way from being sober and doing the work and trusting in the people around me have been incredible.

"I'm living my real purpose and helping people out. ... The whole basis of AA is literally you can't do it alone. AA is a big family."

Crosby followed up his rookie breakout season with seven sacks last year and says after a year-plus of being sober, and re-dedicating himself to his health and fitness, he is primed for a good season.

"This offseason has been incredible," he said. "I've never been in this good a shape in my life. I've never been this dedicated. I've always been a hard worker as far as work ethic. ... I've taken it to a whole different level.

"I love being able to talk about it and share my story with other people and try to help other people out there going through what I've gone through."

CB Nate Hobbs

THE ATHLETIC

The ascent of Raiders rookie Nate Hobbs: 'My work is not done yet'

By Tashan Reed

September 30, 2021

Nate Hobbs had no expectations of playing in the NFL. Growing up in the West End of Louisville, Ky., he had never seen anyone make it to the league firsthand. For someone raised in a family of five supported by a household income of \$25,000, earning a full-ride scholarship to play football at Illinois was enough.

"Making it to college where I'm from, that's like making it to the NFL," Hobbs said while driving home from a Raiders practice earlier this month. "I really wasn't thinking about the NFL until my junior year when scouts started hitting me up. ... So, when that became real to me, that just put me in a whole other drive because I was like, 'Damn, this is attainable. Shit, it's something I can do.'"

Hobbs had his best college season as a junior in 2019. He started all 13 games and posted a stat line of 67 tackles, 5 1/2 tackles for loss and seven pass deflections on his way to being named All-Big Ten honorable mention. He only started five games in the COVID-19-shortened 2020 campaign, but he'd shown enough to get drafted by the Raiders in the fifth round of the 2021 NFL Draft. By the time he arrived at the team facility in Henderson, Nev., for rookie minicamp and offseason team activities earlier this year, the drive that he'd shifted into as a collegiate junior had altered his mentality: He no longer doubted his potential to be a pro.

"My mindset going in was, 'I don't care where I'm at on the depth chart or where they put me or what position I gotta play.' I didn't even look at the depth chart, honestly," Hobbs said. "That was my mindset: Put my best foot forward every day and I got a good feeling I can play with these guys. And then it turned from a 'I think I can' to a 'I know I can' play with these guys."

Halfway through June, Hobbs had already jumped out and impressed defensive coordinator Gus Bradley with his athleticism, instincts and football knowledge. He remained consistent through the beginning of training camp in July and was the starting nickelback by the preseason opener against the Seahawks in August. It's a job he hasn't relinquished. The Raiders released fellow nickelback Nevin Lawson after he served his two-game suspension to start the season, unofficially signaling Hobbs would keep the job.

Hobbs isn't surprised, but he's appreciative. And while he's appreciative, he's not satisfied.

"I just knew, my work is not done yet," Hobbs said. "I earned the starting job for a reason; now I gotta show why I earned it and show what I can do."

Initially, life at home was good for Hobbs. Yes, his family was poor, but he had both his parents, an older brother, a younger brother and a younger sister. They didn't have much money, but they had family and that got them all through. When Hobbs was 12 years old, however, his father, Nate Hobbs Sr., died in his sleep from cardiac arrest. That left his mother, Denise, with three kids still in the house to raise on her own and forced her late husband's namesake to mature.

"I had to grow up quicker," Hobbs said. "But I just tried to keep playing sports as a way to just keep my head on straight. Because if you don't play sports there and you live in a certain area, then it's probably not going to be good for you."

Hobbs also thoroughly enjoyed athletics, but he partly played T-ball, basketball and football to keep himself occupied both mentally and physically. Denise always made sure her children were doing something outside of school to help protect them from the dangers of their environment. Sports and his immediate family were everything to Hobbs.

"Shit, all we had was each other," Hobbs said. "It was a lot of times where we just had to rely on each other."

On the football field, Hobbs was a talented but undersized player who spent his freshman and sophomore seasons at Louisville Male High on junior varsity. That wasn't uncommon for a roster loaded with talent and coach Chris Wolfe still saw enough to make Hobbs a starter at outside cornerback as a junior. He was one of just two juniors who started on a team that went 15-0.

Hobbs played well, but he wasn't dominant. He grew taller, filled out physically and took another step athletically the following offseason and was an entirely different player his senior year.

"From a football standpoint, I've been coaching 22 years and by the time he was a senior, I don't know that we've ever had a kid as athletic as him," Wolfe said earlier this month. "He had all the typical things of the guys that are going to be successful. Obviously, he was incredibly gifted, but he had a great work ethic and great toughness about him."

Off the field, Hobbs had to work in order to help support his family. After going to school, practice and work, he often didn't make it home until 10 p.m. or later. He didn't have time to worry about recruiting, and neither he nor his mother had the money for him to attend recruiting camps or go on unofficial visits, anyway. He had an uncle, Lanier Hobbs, who took notice of both his talent and predicament, though, and reached out to help.

"He stepped up as a father figure because I ain't really have a father figure," Hobbs said. "He was telling me I need to go to these camps and do this, that and the third and I was like, 'Bruh, I can't do that. I got work.' He was like, 'Whatever you don't have, just let me know.' ... He played a big role in where I'm at right now."

Hobbs got more involved in the recruiting cycle with the help from his uncle. Regardless, coaches at bigger schools still weren't believers.

"He was underrecruited because he was such a late bloomer and all the Power 5s offer kids as sophomores," Wolfe said. "I really couldn't get (Power 5 coaches) to even come look at him."

So, in the final month of his senior season, Hobbs committed to Western Kentucky. The next month, however, its head coach Jeff Brohm left for the same job at Purdue. Hobbs re-opened his recruitment and, after seeing how he closed out his senior season, Illinois extended an offer. Hobbs was initially hesitant to accept because of the timing, but he ultimately signed in February 2017 and enrolled that summer. It'd prove to be a wise choice.

Hobbs didn't need much of an adjustment period to make an impact at the next level. He started 10 games as a freshman, led the defense in snaps played and made the Big Ten Network All-Freshman team. Despite the seamless transition and immediate results, however, Hobbs was overly reliant on his talent.

He understood coverages and defensive concepts from his time at Louisville Male, but then-Illinois coach Lovie Smith taught him to better understand what the offense was doing. He not only picked up on the intricacies of the Cover 2 zone scheme that Illinois ran but began to key in on offensive tendencies and strategies. He was suspended for three games to start his sophomore year for a violation of team rules, but Smith gave him a chance to redeem himself partly due to his overall improvement, and he went on to start seven games.

"Without him giving me that chance at Illinois, I wouldn't be here," Hobbs said in May. "He's taught me a lot about the game of football and him being an NFL coach, I feel like I'm already on that NFL level mindset-wise and I know how to carry myself like an NFL guy on and off the field."

But entering his junior year, Hobbs was considering leaving. He'd had two different position coaches in two years and was being asked to learn under his third in Keynodo Hudson. The two met that offseason, and Hobbs entered the meeting with an open mind rather than anger.

"I was extremely impressed with him just because he was so engaging," Hudson said earlier this month. "And all he cared about was getting better and becoming a master of his craft. And he wanted somebody that could develop and let him home in on his skill set and see what it could be if he maxes it out. He gave me what he had, man, and some."

Hobbs decided to stay. Not long after that his uncle, who remained an instrumental figure in his life and attended all of his college games to that point, died. The loss rocked him, but it didn't break him.

"I feel like God has put me in this position for a reason," Hobbs said. "And as long as I'm not dead, as long as I'm still here, I'm going to keep going."

Hobbs gravitated to Hudson more after losing his uncle and found yet another father figure in the process. Smith had given an edict to his coaching staff to develop the players on the roster as men before developing them as athletes, and Hudson took that to heart. He spoke to Denise, learned more about Hobbs' story and made a genuine effort to form a bond with the young player.

The then-20-year-old had good character, was caring, had a big heart and had experience handling responsibility, but he still had room to grow. His sophomore suspension taught him a lesson, and that coupled with Hudson's guidance helped him improve when it came to the way he carried himself and how he engaged with others.

"I saw him grow light years in one year," Hudson said. "He totally changed everything about him: The way he dressed, the way he carried himself, all that. He turned himself into a great ambassador of the university. ... And I wasn't the only one: Coach Smith was right there preaching the exact same thing. We had a strong group of men that were around him."

Hobbs left his mark at Illinois both on and off the field. Hudson described him as a "catalyst" and praised him for not only being able to back up his talk with action but also making an effort to teach those around him. He emerged as a team leader in his last couple of years and helped instill a sense of accountability among those in his position group. And, on the field, he was an X-factor.

"He can play anywhere on the field," Hudson said. "Also, Nate is freaking physical. He's a boy dog. He's extremely tough. Once again, that comes from his house and just where he was raised at. Louisville is a tough city, and that kid represents that through and through. He's an absolute tough, physical, ferocious player. It's rare to have a corner that's tough and has phenomenal ball skills with a big-time athletic skill set. Nate can jump out of the gym. He can 360 windmill. He can do the Vince Carter, baby, I'm serious. This guy got bunnies."

The coach was giddy while hyping up his former player. And those same traits would draw a similar reaction from a long-time NFL talent evaluator.

Illinois held its 2021 pro day in March, and the Raiders had a scout in attendance. After it was over, the scout called general manager Mike Mayock.

"Mike, do me a favor and put your eyes on Nate Hobbs," the unnamed scout said. "He just ran a 4.45, he jumped 41 inches. He tested better than we thought he was going to test and I'm not sure if we got the right grade on him."

The Raiders had a solid grade on him, but it wasn't that, so Mayock got off the phone and dived into his tape for two hours at Raiders headquarters. Once he finished, he ran downstairs to the second floor of the building to get the attention of defensive backs coach Ron Milus.

"Milo, get your eye on this guy, please," Mayock said. "And tell me what you think. Today."

An hour and a half later, Milus came up to Mayock's office with a verdict: "We got something." Although Hobbs spent his college career playing outside corner, Milus thought he'd be a fit at nickel because of his toughness, aggressiveness, quickness and ability to process information in a timely manner. The Raiders moved Hobbs up their draft board and the coaches and scouts alike had a consensus in their view of him, but they still wanted to get him in a video call as a final confirmation.

The coaches challenged him mentally. They told him verbiage from the defensive scheme and asked him to repeat it. They had him to describe concepts. They showed him still images of plays and told him to explain what was happening.

"He knocked it out of the park," Mayock said. "And then it was the whole group getting together to say, 'We gotta get this guy.'"

The Raiders did just that in the fifth round with the 167th pick, which they acquired from the Seahawks in a trade for guard Gabe Jackson earlier in the offseason. Hobbs, who was at home in Louisville when he got drafted, quickly flashed his confidence that he could live up to expectations.

"I'm just so thankful to the Raiders organization for taking a chance on me," Hobbs said. "I won't forget that. I won't forget the guys who were taken before me, the guys who I feel like didn't do as much as me but were still picked up. I'm just so thankful for the Raiders for taking a chance. They won't regret it. They're getting the best underdog they've ever drafted."

He also showed emotion. In addition to the losses of his father and uncle, he lost his grandmother last year to cancer. It hurt not to have them around for his big moment, but the accomplishment also brought him solace.

"I know they're proud of me right now," Hobbs said. "I know they're in heaven, looking down on me and I know their hands are on me. They're guiding me, really. I'm just so happy I could make this happen. It's like fate. My uncle, he used to always tell me I was going to be here when I was in high school, and I didn't know what he was talking about because I've always been an underdog."

"I've always been a guy who wasn't supposed to be here, but I'm here now."

Hobbs was everything the Raiders anticipated in practice. He showed the prerequisite physicality needed to be an effective run stopper and blitzer. He had the size to match up with outside receivers and tight ends but was still fast enough to keep up with running backs and slot receivers. He could play either inside or outside cornerback and either man or zone coverage. There was still a question of whether it would translate to games, but he soon dismissed that after an impressive three-game run in the preseason.

"I'm really proud of him," Jon Gruden said last month. "I'm really excited to see what he does in his future. I tried to summarize him a couple days ago: He has the it factor. He rarely makes the same mistake twice. He loves football. He eats it up. And he's one of the energizers of our defense. He's walked in here and given us a lot of skills that we can utilize."

That was a strong vote of confidence, but Hobbs still had something to prove. Performing in the preseason against backups is one thing; could he do the same in the regular season when games started to count? It's still early, but the answer has been yes so far.

Through three starts, Hobbs is eighth on the team in defensive snaps and has looked comfortable both in pass coverage and against the run. He's fifth on the team with 11 tackles. He's given up 11 catches on 12 targets according to Sportradar, but those completions have only gone for 44 total yards, which is an average of just 4.4 yards per catch, and he's yet to give up a touchdown. His play has resulted in more confidence from the coaching staff: He played just 50 percent of the defensive snaps in Week 1 but jumped to 82 percent in Week 2 and 86 percent in Week 3. He's already become a fixture of the defense and one of the best rookie cornerbacks in the league.

"I think we saw in preseason, it wasn't too big for him and then getting into the season, it hasn't been too big for him," Bradley said earlier this month. "He's kind of a work in progress on some of the things that we're doing but it's pretty consistent. He's playing like a veteran at that position for us and he's got that kind of mentality. He's a fierce competitor."

That competitiveness has led to some trash-talking on the field. Just like in college, though, he's been able to back it up. It's not something that he does for show, either; it's just a part of who he is.

"I just think it comes from where I come from (and) where I've been," Hobbs said. "I went through a lot of adversity in my life, and I think that shows the way I play. I play with passion. I play with want-to. And when I'm on the field, I'm going to enforce my will."

RAIDERS.COM

Deeper Than Football: Nate Hobbs' faith and fearlessness has led him here

By Levi Edwards

September 11, 2021

Shortly after Nate Hobbs was drafted by the Las Vegas Raiders, he got a call from Gill Byrd. Byrd, a Pro Bowl defensive back who played for the San Diego Chargers for 10 seasons, was one of Hobbs' defensive back coaches at the University of Illinois.

While congratulating Hobbs on his selection in the fifth round of the 2021 NFL Draft, Byrd heard a bit of disappointment in his mentee's voice.

As if something was bothering him despite his NFL dreams coming true just hours prior.

"I'll never forget, I said, 'You're mad, huh?'" Byrd recalls now of his draft-day call with Hobbs.

"He said, 'Yeah.' And I said, 'I know. You're going to carry it with a chip on your shoulder because you're better than a lot of the guys that were drafted before you. It's now up to you to show the NFL.'"

That proverbial chip on Hobbs' shoulder was evident from the jump. Minutes after getting the call from General Manager Mike Mayock and Head Coach Jon Gruden, he let it be known to the world what was on his mind.

"I won't forget the guys who were taken before me," Hobbs said in his introductory conference call. "The guys who I feel like didn't do as much as me but were still picked up. I'm just so thankful for the Raiders for taking a chance. They won't regret it.

"They're getting the best underdog they've ever drafted."

Months later, I sat down with Nate Hobbs the day before the preseason game against the Los Angeles Rams in SoFi Stadium. I asked Hobbs about those comments he made referring to himself as "the best underdog." He lightly chuckled while reminiscing about the statement he proclaimed.

"That's funny because I was filled with so much emotion when I was saying that," said Hobbs. "I said that, but I noticed – I didn't say that just talking, but I was filled with emotion. But I noticed people didn't forget that, and if I said that, I got to stand on it.

"That's how I live. I don't like to say things just talking. I said it, and I got to stand on it. So I try to bring my A-game every day, I try to come to get better every day."

The journey Hobbs has taken to the Raiders hasn't always been a pretty one. It's been gritty, like his hometown of Louisville, Kentucky, – the same city that produced one of the greatest heavyweight boxers of all time, Muhammad Ali. Hobbs grew up in the West End of Louisville, one of the higher crime populated areas of the city. The problems have unfortunately gotten worse in Louisville over time. The city's violent crime rate is reportedly 81 percent higher than the national average, with a record 100 homicides within a six-month span this year, according to the Louisville Courier-Journal. Hobbs took to sports from an early age as an outlet from what was going on around him.

"Growing up there, a lot of times a lot of kids play sports. Louisville can be a nice place, a nice area. It's not a huge city. It's not a Chicago or New York, but it does have almost a million people so it's a big city. You can get into whatever you want to. So a lot of kids, they would play sports, and that was something that kept you out of whatever.

"Not to say it was a horrible place, but it is a top place for crime," Hobbs said. "That comes with if you live in the bad part in West End or wherever things tend to happen."

Hobbs' solid foundation comes from his family. His single mother, Denise, raised him and his two brothers since she was 16 years old. His father passed away when he was 12. Hobbs said she "dedicated her life to us" for them to make it to this point. He was also guided by his grandparents and uncle, whom he lived with for a duration of time in West Louisville. They were some of his biggest supporters, taking the village approach to raising him and his siblings.

Hobbs told me having a mother with wisdom "way ahead of her years" helped him immensely through the journey of getting to the NFL. He said that the selfless woman barely ever asks him for anything, even after signing with the team. He said he's "almost got to press her" to see if she needs something, as one of his biggest concerns is making sure the woman who raised him is taken care of.

"My mom means everything to me. She sacrificed her whole life, honestly, for her children, for her kids. She made a real commitment to raise us the right way. Everywhere I'm at, what I'm doing right now, the man I've become – I attribute that to her. Whatever I can help her with now, that's what I try to do. I just try to be there for her. We're there for each other. Be there for her like she was for me."

Nate Hobbs was not heavily recruited coming out of Louisville Male High School. The cornerback had a few MAC and NAIA scholarship offers and was originally committed to Western Kentucky until Lovie Smith at the University of Illinois started heavily recruiting him late in his senior year. Illinois was the only Power Five conference offer he received.

"I think I was really a two-star [prospect] but I didn't get those stars until I committed," Hobbs said. "If you looked up my name it didn't say any stars beside my name until I committed to Illinois – then I had two stars.

"I just say that the stars don't matter."

Smith, the Houston Texans current associate head coach and defensive coordinator, also cared less about the stars and hype. When the former Illinois head coach put on Hobbs' film, what he saw a pure athlete.

"High jump – seven feet. Six-foot corner who tackles. He was a punt returner, he was a skilled guy, he could run," said Smith. "We trusted our evaluation, and our evaluation said this guy could really turn into a pretty good football player.

"Then if you get a chance to meet him too, you see exactly who raised him. His mom, Denise, is just a special lady. He was taught the right way, and I just knew he would have a positive impact on the culture of the program and that's exactly what happened."

Hobbs' impact on his team wasn't immediate, however. Hobbs dealt with a few maturity issues as an underclassman at Illinois and claimed that some off-the-field issues caused him to be suspended for three games in his sophomore season and almost got him kicked out of school.

"He knew I wasn't a man, but he was treating me like I was a man, because I felt like he knew where I could go," Hobbs said about Coach Smith. "I was 18, 19 doing things 18, 19 year olds do. Making those mistakes, getting in trouble — probably more than the average person. He said that was unacceptable and I just figured out, 'Maybe this is how I should carry myself,' and certain things aren't acceptable."

"He never stopped believing in me."

Gill Byrd became the safeties coach at Illinois in the midst of Hobbs almost being dismissed from the team. Byrd described it as a touch-and-go situation.

"It was serious enough where we had to talk to him," said Byrd. "A lot of these guys had gone through a lot of things with Coach Smith already, so I was just trying to understand the landscape and what was going on."

"Nate, he took the coaching, he took the teaching, he took the off-the-field advice to the heart. He was close, as far as not being there. The consequences were getting more severe, but he learned. It's part of growing up."

Under Byrd's guidance, Hobbs blossomed into a premier cornerback in the Big 10. In his junior and senior season, he compiled 100 total tackles, nine pass deflections and two interceptions. The biggest impact Byrd made on Hobbs can't be measured with statistics though.

"The biggest way he tried to connect with me was off the field," Hobbs said. "Seeing if I was cool off the field, personally. And just try to teach me about life and developing as a man, and I appreciate him for that. Always just trying to be deeper than football. Football is the sport we play and that's the main focus, but it's deeper than football. It's deeper than just the game, it's life, and I felt like he taught me some things about life."

Coming out of Illinois, Hobbs was back at essentially the same place he was coming out of high school as an under the radar player. Fortunately for Hobbs and the Las Vegas Raiders, his skill and athleticism didn't go unnoticed by General Manager Mike Mayock — the same way it didn't go unnoticed by Lovie Smith nearly five years prior.

"I got a call from one of our cross-check scouts after the Illinois Pro Day, and he said, 'Mike, do me a favor and put your eyes on Nate Hobbs,' said the Raiders GM. "'He just ran a 4.45, he jumped 41 inches. He tested better than we thought he was going to test, and I'm not sure if we got the right grade on him. Don't get me wrong, we had a pretty solid grade on him, but I want to make sure he's not getting lost in the cornerback shuffle.'"

"So, I got off the phone and literally put his tape on right there, and I was like, 'Man, he competes.' He tackles. He's tough. He's a three-year starter in the Big 10. He was an outside corner almost predominantly, and he played special teams. This was a hard-nosed, tough guy. And he just ran 4.45 and jumped 41 inches. I spent about two hours watching him, get out of my chair, sprinted downstairs to the second floor, [and] grabbed Ron Milus, the defensive back coach."

"We got him on a Zoom call, and he knocked it out the park. What our coaches do is they challenge him pretty hard mentally. They give him some of our Raider verbiage, and they push it out and challenge it back. He got all the concepts immediately. I was on the Zoom call, I saw. It wasn't like I heard about it; I was on the call. He got all the concepts. The coaches drilled him. He got an A+ on that drill, and we're sitting back there going; OK, what's wrong with this picture? A three-year starter in the Big Ten. Tough, competitive. Every one of our scouting grades on him with competes and toughness was at a high end.

"So, I think the cool part for me is seeing it come together. It started with a trigger from the cross-checker to tell me to get my eye on him. It went from there down to Milo, then it went to the Zoom call, and then it was the whole group getting together to say, 'We got to get this guy. Where is he probably going to go league value? And at what point do we have to pull the trigger?'"

The Raiders pulled that trigger with the 167th overall pick in the draft, a pick they acquired from a trade with the Seattle Seahawks for longtime guard Gabe Jackson. He has thoroughly impressed his teammates and coaches through Training Camp and in the preseason. He's also caught many people by surprise with the tenacity and instinct he's shown he can play with. Additionally, he's shown he can adequately play both outside and nickel cornerback.

Hobbs introduced himself to Raider Nation in Allegiant Stadium in the first quarter of the first preseason game against the Seattle Seahawks with a sack heard around Las Vegas on Geno Smith.

"I was locked in listening for the call. They said the call, they said the blitz, and I said, 'OK, that's me, I'm going.' ... I was looking inside, I'm timing it up. I didn't want to go early because they would've known I was coming," Hobbs said. "I'm not going to move until I know, I'm going to time this up for when he's about to snap it. I was waiting on his cadence, he started going through his cadence and none of the linemen saw me. None of the lineman pointed me out and I was like, 'Oh, s--t.'

"The ball snapped. As soon as it snapped, I just took off. I just saw my target, he was a target. He was just a thing, and I had to go get that thing. I was trying to get the ball out though."

The play from Hobbs took the fans at Allegiant Stadium, and even some of his new teammates, by surprise. One person that wasn't surprised was his former head coach. He saw Hobbs make plays like that on a regular basis.

"He's going to have a lot of plays like that," said Lovie Smith. "When you're a corner who can cover and you like to tackle and you get a chance to blitz ... that's what we expect him to do. I know it's easy in hindsight, but I'm going to say that's not a surprise and mean it. I have a whole lot of confidence in Nate's ability. He's going to be a good football player in this league."

Hobbs finished the preseason with six tackles, two pass deflections, a sack and an interception in the two games he played. He also earned a spot on PFF's All-Rookie preseason team with an overall grade of 90.7 — the highest graded rookie corner in the preseason.

"I'm really proud of him. I'm really excited to see what he does in his future," Gruden said after the Rams victory. "He rarely makes the same mistake twice. He loves football, eats it up and he's one of the energizers of our defense. He's walked in here and given us a lot of skills that we can utilize certainly."

Those skills will hopefully come into effect Monday night in his first-ever NFL regular season game against the Baltimore Ravens. Hobbs is in place to see a lot of action in the showdown, especially with cornerback Nevin Lawson ruled out the first two games of the season.

Coach Gruden stated a few days before the season opener that he feels "the stage isn't too big" for the rookie. Hobbs echoed his head coach's belief.

"I'm ready for the job," said Hobbs. "I just want my teammates to know — and my coaches who have trust in me with that spot — if they trust me to go out there, they ain't got nothing to worry about. I'm going to be well prepared and I'm going to bring it.

"Here's my opportunity. Things that I've prayed for. It's my opportunity, and I got to make the most out of it."

It's an opportunity he's prayed for since he was in West Louisville, and so far, Nate Hobbs has been the type to say a prayer — and then go get just what he prayed for.

FB Alec Ingold

NFL.COM

Raiders Walter Payton Man of the Year nominee Alec Ingold always striving to help 'one more kid' find a home

By Grant Gordon

December 30, 2020

Outlaws of the autumns, swashbuckling marauders of the gridiron, the Raiders are the league's bad guys by choice and design.

For Silver and Black fullback Alec Ingold, however, being the white hat among the wild bunch is a celebration of each of the endeavors in his life he's most passionate about: playing Raiders football and positively affecting his community.

"It's kinda cool. You get to put on a helmet and shoulder pads, you get to be the outlaw, you get to be a bully. You get to be with a bunch of guys that love playing football," Ingold says. "[You get to be part of] that whole aura on Sundays. And then Tuesday you can go out and help a community and see a spark in a kid's eyes. It is cool doing both of those things."

As the Las Vegas Raiders' nominee for the 2020 Walter Payton Man of the Year, Ingold has devoted his time and energy to fundraising for and serving nutritious meals to those who need them most, supporting the Special Olympics and spreading awareness about the need and importance for foster and adoptive families. He's done it all while blocking for Raiders quarterback Derek Carr and paving the way for running back Josh Jacobs' 1,000-yard season.

Among the 32 nominees, Ingold, in just his second NFL season, is the least experienced among the field. No player has ever won the award in their first three seasons, according to NFL Research, and Ingold has an opportunity to do it in Year 2.

"It means the world to me," Ingold says of the nomination. "It wasn't really on my radar. As a young guy, my second year and I was undrafted last year. So, to kinda receive that respect among the guys in your facility, in your organization, was pretty surreal."

It's all the more surreal as Ingold is the only fullback in the field of nominees and having a trying year on the field, though it's been one in which he's carried on no matter the obstacles.

Slowed by busted ribs sustained in early November, Ingold was relegated to sleeping on the couch for a few weeks. That was, for a time, where his daily routine began. Early to wake to get additional treatment, to get his body warmed up for the grind of practices, the 24-year-old hasn't missed a game. Perhaps more inspiring, though, is that it hasn't slowed Ingold off the field.

"Learning how to deal with adversity and still being able to impact a community is amazing," Ingold says.

Though the honor was unexpected for Ingold, it was an aspiration all the same.

Given annually, the Walter Payton NFL Man of the Year Award is recognized as the league's most prestigious honor and recognizes NFL players "for outstanding community service activities off the field, as well as excellence on the field."

Striving to become part of the prestigious class of honorees was something that came into view roughly a year ago when Ingold accompanied Jacobs to Miami ahead of the Super Bowl.

"I remember going to the Super Bowl with Josh, the NFL Honors show," Ingold says. "He was up for Rookie of the Year and he brought me, so [I had a chance] to kinda experience everything. It was our rookie year together. To see [2019 Walter Payton Man of the Year] Calais Campbell speak last year. You know you get a little taste of everything at the Super Bowl, right? You get the advertisement, endorsement stuff. You get the radio-side of things. And then, you get the NFL Honors show.

"When Calais talked, that was like, 'That's what I want to do. That's the impact I want to have – moving forward for the rest of my life.' After seeing all that, trying everything, to have that speech, that moment kind of be like that's what I want to do down the road, I was expecting to kinda have this long-term goal. And for that nomination to be happening this year is kind of surreal for me."

Giving of his time and efforts off the field didn't emanate from Miami, though. It's something that's been with Ingold for quite some time – all the way back to growing up in Green Bay, Wisconsin.

Always quick to point out and appreciate the efforts of a support staff that includes his marketing and community relations teams, it's always begun with his parents – mother Chris and father Pat.

"I think it really starts with my parents. Being adopted, understanding how important that support system was for me, how I was raised," Ingold says. "My parents mean the world to me and the way they raised me growing up, I always knew it was about helping the person next to you. Whether that's on the football field being accountable, being a good teammate or in the community, having a platform to give back. It really starts with them. That whole adoption thing is huge for me. I feel like that gives me a sense of, 'I'm on this planet to do something.' There's that divine intervention of 'I'm here for a reason.' I'm gonna do everything I can to impact the people around me because that's what my parents did for me. They gave me the best opportunity possible to live out my dreams. That's kind of where I got that from and that's where the support toward Raise the Future AdoptUSKids, the national spokesperson-type thing kind of parlays into that."

Ahead of Election Day, Ingold was active in a "Get Out and Vote" campaign and he offered his support to Special Olympics competitors from Nevada and California by way of a "Virtual Fall Sports & Fitness" workout. In Las Vegas, Ingold aided the Three-Square Food Bank's Coronavirus Emergency Food Fund in providing 31,000 healthy meals for kids, veterans and furloughed workers and he also served meals to first- and second-graders at Jack Dailey Elementary. But it's adoption and AdoptUSKids that beckons him above all and what he's chosen as the charity that will receive an NFL donation in his name as a result of Ingold's MOTY nomination.

"I just hope people talk about how important adoption is," Ingold says. "It changed my life. I'm a living testimony of someone who was adopted and was given a great opportunity to live my best life because I had a great adopted family. I just hope that having those conversations helps one more family, helps one more kid find that home."

Able to find a home long ago, Ingold's now aiming to do the same for others.

Ingold is now a Las Vegas fullback, but was once a Green Bay kid who was able to listen to Packers such as Ahman Green, William Henderson, Randall Cobb, Brett Favre and Aaron Rodgers speak and give back to their community.

"I was that wide-eyed kid," Ingold says. "That meant the world to me, just seeing them.

"Those people kind of shaped my life growing up. And I know that's kind of the impact people can have in the NFL, just by smiling, by shaking someone's hand, by having conversation."

Among the Silver and Black's storied brutes and bandits, a once-wide-eyed kid has emerged as one of the NFL's 32 best men.

THE ATHLETIC

Adopted as a child, Raiders' Alec Ingold wants to help unite other families

By Tashan Reed

July 20, 2020

For Raiders fullback Alec Ingold, there was no mystery as a child to the fact that he was adopted. He's biracial, Black and White, while his mom, Chris, dad, Pat, and sister, Sydnie, are White.

"Growing up that way, it was never a big secret or anything," Ingold said. "I was pretty comfortable with it by a very young age. I love my parents. It's mom and dad and it's nothing different, but at the same time, I always knew I looked different than the rest of my family. I never really had identity issues with that, but it was always there."

Regardless, there were some tough moments. It would hit him late at night while he was alone in bed that he didn't have a relationship with anyone whom he was related to by blood. He didn't have the same biological connection that all his friends and most others enjoyed.

Ingold eventually adjusted, which was made easier because of how he was raised in Green Bay, Wis. He never had an issue in the community related to his race and his parents emphasized the importance of knowing who he is as a human being before he even considered his skin color. He also forged a strong relationship with Sydnie and had an expansive network of friends that welcomed him.

Green Bay also sparked his love for football. His Sundays were built around two things: church and the Packers. The players were his superheroes and drove him to pursue the career he has today.

"It was about as picture perfect as you could imagine," Ingold said. "I just realized how fortunate I was to be placed in that family that was going to love me so much unconditionally and support me through everything I've been through."

Ingold, 24, has spoken to his parents and sister through text messages, phone calls and FaceTime calls multiple times a week since relocating to Las Vegas in mid-March. While he doesn't know his biological father, he's had contact with his biological mother. The Ingolds are tight-knit and genuinely love and care about one another. That sustained bond was the driving force behind his decision to partner with AdoptUSKids on July 14.

"I know for a fact that there's kids out there going through the same things I'm going through," Ingold said. "Whether they were adopted early or have recently been adopted, you have that self-realization that can be a little bit of a struggle sometimes."

AdoptUSKids is a nonprofit national project that works to help children and teenagers in foster care get adopted by "safe, loving, permanent" families. It simultaneously educates families about foster care and adoption while providing child welfare professionals with information and support.

Additionally, it maintains the lone federally funded photo listing service used to connect waiting children with families in the country.

Through his partnership with the project, Ingold has become a part of its mission to raise public awareness about the need for foster and adoptive families and assists states, territories and tribes in recruiting, engaging, developing and supporting foster and adoptive families.

In the wake of the COVID-19 pandemic and the ongoing social justice movement surrounding the recent deaths of Black people at the hands of law enforcement, Ingold felt moved to use his platform. That's when he came upon AdoptUSKids, which he hopes others will use to do the same.

"I'm just hoping to speak to both sides: The kids that are in foster care right now and the kids that have been adopted, but also the prospective families," Ingold said. "That support system and that communication, everyone's life can improve from that. I just hope I can be an example for some kids going through tough times and help them understand that you can reach out and trust family members that aren't blood related. They can be your best friends. They can be more than you can even imagine."

"My family means the world to me. There's a lot of kids out there right now searching for that. Hopefully, being an NFL football player and opening up in that light will be able to show them that there's really so many opportunities and blessings that come with being a part of a family like that."

Ingold, who graduated from Wisconsin in 2019 with a personal finance degree, doubled down on his good deed by speaking to a group of Las Vegas high school students through the UNLV Young Executive Scholars Hospitality & Tourism Program, a four-week summer program targeting under-resourced youth in the Clark County School District. Ingold talked about his life and journey and stressed the importance of financial literacy.

"I'm trying to speak to as many kids that'll listen to try and give them some insight on what I've learned throughout my life," Ingold said. "Las Vegas is a community that's definitely going to be one and the same with the Raiders. Me and a lot of other teammates are trying to speak to the community about topics that are near and dear to our hearts so that we can create this relationship."

Ingold has also remained active physically, whether it's running in random parks or participating in the Raiders' unofficial 30-player workouts in Las Vegas. It's not convenient, but it's nothing compared to the adversity that he experienced early in life. He wants to be consistently accountable and reliable in his second season, so he's got to keep putting the work in. Dozens of other Raiders players have followed suit.

"I'm proud of working hard when things are tough," Ingold said. "A lot of guys that have moved out here, we've kind of found our rhythm and what it takes to work together. It's definitely bringing us together on the team, no doubt, with the move and the pandemic and an unknown season."

Ingold's involvement in the community in the meantime isn't a front. His desire to help others stems from how Chris and Pat helped him as a child.

"I've been blessed with the decisions people made to step out of their comfort zone and make that adoption decision from my biological parents to my (adoptive) parents," Ingold said. "There's so much in this world that we can offer one another. Any difficulties or adversity that I've been through, I'm going to try and share it with others so that they can get through their own adversities. If it's relatable, great. If they can take one thing away from whenever I'm speaking, awesome. But at the end of the day, it's just opening my heart up and letting people do what they need with it.

"Hopefully, we can all be better because of it."

RB Josh Jacobs

ESPN.COM

Josh Jacobs is the Las Vegas Raiders' 'angry runner,' on his way to NFL superstardom

By David Fleming

September 21, 2020

THE CENTERPIECE OF the Las Vegas Raiders' Allegiant Stadium is the 95-foot Al Davis Memorial Torch. Built out of carbon fiber and aluminum and billed as the largest 3D-printed object in the world, the urinal-shaped cauldron doesn't feature an actual flame. Encircled by a bar, like all serious monuments, it instead blows a mixture of hot air and lasers to simulate flames in front of the \$1.9 billion stadium's lanai-style peep show doors that open to expose the Strip. The rest of the building is adorned with a similar kind of classic Vegas casino-style art meant to assimilate the Raiders into the culture of their new hometown. The works include an Area 51 alien sporting Raiders merch and one particularly riveting piece featuring Baby Carlos of "The Hangover" sporting a Raiders beanie. There's a mural of Raiders greats and a series of ayahuasca-fever-dream-inspired murals by local artist Michael Godard that reimagine Marilyn Monroe as a Raiderette, Wayne Newton as a Silver and Black quarterback and Elvis Presley as a Raiders running back.

And just in case there's any question as to just how impossibly high the expectations are for the Raiders' inaugural season in Vegas, one of the few other locals deemed worthy of a King-sized portrait inside Allegiant is Raiders running back Josh Jacobs, whose picture towers above what seems like a mile of white marble near the corner suites on the 200 level of the stadium. "Very surreal and humbling," Jacobs says about his portrait. Taken 24th overall out of Alabama in last year's draft, Jacobs set the franchise record for rookie rushing yards (1,150) and led the NFL in missed tackles (70), all while playing most of the season with a broken shoulder. Now the writing is quite literally on the wall for him and the 2020 Raiders.

In a Week 1 win against Carolina, Jacobs responded to the expectations by scoring three touchdowns and breaking 10 more tackles on his way to 139 all-purpose yards. It was a performance so explosive and dominant, yet somehow so effortless and smooth, that it drew comparisons to yet another GOAT. "That was a little bit like Walter Payton used to play," says coach Jon Gruden. "Josh is special. He deserves some national attention, and I hope you give it to him."

Jacobs is one of the most compelling success stories in the NFL and, pound for pound, one of the game's most physical young runners, and Gruden and the Raiders are now counting on him to develop into the kind of dynamic all-around talent worthy of becoming the national face of the franchise, or, in Vegas vernacular, the town's first Chairman of the Scoreboard. "Josh is going to be a superstar," says Raiders fullback Alec Ingold. "There's a really, really unique opportunity that none of us will probably ever get in our lifetimes again of setting the foundation and the identity for what the first Las Vegas Raiders teams will be. And in a lot of ways, that's the responsibility Josh has taken on. He really makes this offense run, and he sets the tone for what this franchise is going to be in our new home." Even with the questionable decor choices, the Raiders' new home base, which makes its debut on Monday Night Football against the New Orleans Saints (8:15 p.m. ET on ESPN), is nothing short of spectacular.

The expansive locker room, featuring long club-style ceiling lights crisscrossing above the center of the room, feels like something befitting of Marshmello, not Maxx Crosby -- although there are already nine other clubs inside the stadium, including one so close to the north end zone that Gruden could easily signal its bouncers to break up any potential Hail Marys. "This is our field of dreams," says owner Mark Davis. "This is our house."

For Jacobs, though, it was only the second-best dream house reveal of the offseason. In January, he bought his father, Marty, a house in Oklahoma, creating a fairy-tale ending to a well-documented journey that began 10 years ago on the streets of north Tulsa inside the family's red Chevy Suburban. When Josh was in middle school, he and his four siblings and Marty were homeless for several weeks. After their parents' divorce, Josh and his siblings initially stayed with their mother, Lachelle. Josh says they argued frequently, however, especially over what he says was Lachelle's misuse of child support money. Eventually Marty was granted custody of his kids, just as he found himself between apartments and jobs. It's an all-too-common scenario experienced by many of the nearly 60,000 families in the U.S. that are homeless on any given night, especially during the COVID-19 pandemic.

The Jacobses crashed with friends and in motels as long as they could until they were forced to sleep in the Suburban in a section of town where Josh had been shot at as a teenager. "I wouldn't change how I grew up for nothing because it made me who I am today," Jacobs says. "Nobody can tell me that something isn't possible, and I've got so many other dreams I want to achieve, starting with a championship, so I'm still grinding in every aspect of life."

To this day, Jacobs vividly recalls -- in a way that suggests the experience is never far from his thoughts -- that his father would often go without food, waving it away and pretending not to be hungry, so his children would have fuller bellies. Marty would often go without sleep as well, standing guard in the front seat with a gun resting in his lap, his eyes bloodshot from exhaustion and stress. Ten years later, after the surprise gift from Josh, when Marty's eyes were watering again, this time he was leaning against the black-and-gray granite countertops inside his immaculate new kitchen as giggles from grandchildren echoed throughout his spacious new home.

Standing next to him, and close to tears as well, was a former homeless teenager turned NFL running back who has now christened new homes for both his father and his franchise. "The kids that warm your heart as a coach are the ones who were not given anything and had to earn everything," says former Alabama offensive coordinator Mike Locksley, now the head coach at Maryland. "I saw Josh, going from homeless to buying his dad a house, and it's especially heartwarming when the reason you got into this business is to change people's lives with this brown football."

To help his kids process their emotions throughout their childhood, Marty encouraged them to express their feelings through poetry and art. Josh responded by drawing a picture of his dad valiantly fighting off a series of monsters. To this day, Josh attacks most carries on the football field in the same fashion: as an opportunity to slay some monsters, or at least run them over. Throughout his career, despite his relatively small stature (5-foot-10, 212 pounds), Jacobs has left in his wake a breathtakingly violent, "Jackass"-esque compilation of cartoonishly destroyed would-be tacklers. Just ask the Panthers.

Against Carolina, an astonishing 87% of Jacobs' 93 yards rushing came after contact. "There's no doubt he is an angry runner," says Locksley, who now coaches Josh's younger brother, Isaiah. "It's a chip on his shoulder, angry at the world, here I am a kid that spent time being homeless, not heavily recruited out of high school, then, at Bama, not being the focal point of the offense. Every time he touches the ball, he runs as if he may not get the ball again."

In 2015, as an unknown Wildcat quarterback at McLain High School in Tulsa, Jacobs was putting up truly unbelievable numbers. His stats were so off-the-charts ridiculous, in fact, that a skeptical reporter called McLain's athletic director and accused football coach Jarvis Payne of padding Jacobs' stats. It's a frequently recurring accusation in Jacobs' life. "The more you get to know him," Ingold says, "the more he does seem too good to be true almost." Jacobs' high school stats had to be doctored. How could a no-star, injury-prone kid suddenly average 300 rushing yards a game?

"Well, come to our next game and see for yourself," Payne growled into the phone. Just before kickoff against Cascia Hall Prep, Payne went to Jacobs' locker and dropped the details of the phone call. "After that I felt kind of sorry for that team," Payne says. "Josh took everything out on them."

The stats in question were, in fact, way off. Instead of a measly 300 yards, Jacobs ended up with 455 on 22 carries. And it would have been north of 600 if several big runs hadn't been called back. After a breathtaking display of speed, power, elusiveness and, well, controlled rage, on Jacobs' sixth and final TD, a clear path to the end zone emerged. Instead, and in what would become his signature move as a running back, Jacobs lowered his shoulder and bulldozed a defensive back who was left straddling the goal line like a Dali timepiece. "Poor kid," Payne says. "Josh could have easily sidestepped him and walked into the end zone, but he chose to run him directly over. I've seen a lot of talented kids, but that level of anger and tenacity? Very few are built like that. Josh needed to prove a point to the world. And that kid was in his way."

Several weeks later, when former Alabama and current New York Giants assistant coach Burton Burns sat down to watch McLain's highly ranked basketball team's practice, Jacobs took the ball end to end, effortlessly gliding around defenders before finishing with so much power to the basket that his forearm ended up above the rim. Burns got up and sprinted to his car like he was about to get towed, and after a frantic call to Nick Saban, Jacobs was bound for Tuscaloosa. "I see it in him, that extra hunger, that inner spark and inner sense of drive that is not typical unless you've been in those shoes," says Arash Ghafoori, the executive director at the Nevada Partnership for Homeless Youth, which runs a drop-in center just a few miles from Allegiant Stadium. "I see it over and over: The experience of being homeless doesn't beat these kids; they beat the experience, and then that resiliency becomes part of their DNA."

After splitting time in Saban's talent-rich backfield, Jacobs burst onto the scene during Bama's 2018 run to the title game. When an Auburn cornerback attempted to tackle Jacobs in the open field, the defender eventually came to rest on his head, with the rest of his body facing the wrong way, a full 7 yards downfield. A few weeks later in the national semifinal, Jacobs road-graded an Oklahoma safety on his way to pay dirt. Jacobs' personal favorite came next, in the title game, when he pancaked a 280-pound Clemson defensive end, then flexed over his massive, prostrate body. "He was a lot bigger than me, so I was supposed to lose that battle," Jacobs says. "So I put him in the ground and then, yeah, I flexed on him. Honestly, yeah, it feels good."

Jacobs' signature as a runner (and blocker) is the way he is somehow able to crystallize his physical gifts and the residual anger, fear and intense drive (along with even the tiniest perceived slight from an opponent, à la Michael Jordan) into a force that, when transferred into the body of would-be tacklers, often leaves them several yards downfield looking as if they've just been ejected from a mechanical bull.

Last season, in a Week 7 matchup at Lambeau Field, Packers safety Adrian Amos stepped in front of Jacobs at the 22. Amos, who made the unforgivable mistake of getting too much attention for being one of the highest-paid safeties in the game, returned to earth somewhere around the 26. For starters, Jacobs believes in the age-old runner's argument that operating at anything less than full speed is far more dangerous. "That's when injuries happen," he says, "when you're going through the motions." And he insists he could have easily made Amos miss -- if he'd wanted to. But Jacobs' uber-violence is more about inspiring his teammates and dictating the chess game in the trenches. After he runs over a tackler or two, the entire Raiders offense operates on a different plane, while the defenders, obsessed with delivering a huge payback blow, are overextended and off balance. "Then I'm gonna juke 'em and make them look stupid," Jacobs says. "So it's all a mind game."

Two plays later, in fact, Jacobs reeled off a 42-yard run to set up the Raiders' first score. But the damage had been done. This wasn't Cascia Hall Prep. The showdown with Amos had left Jacobs with a fractured right shoulder. "It hurt," Jacobs confesses. "But that's football." In a feat that seems nearly superhuman given the pain involved and the relentless pounding delivered to a running back's shoulder, Jacobs valiantly continued to play -- and play well -- for the next five weeks. Although pain-killing injections deserve some of the credit, playing through the injury earned Jacobs the kind of universal locker room respect and stature that usually takes younger players years to acquire. "That's another weight that Josh has to carry is that he's the focal point of this offense and also this team's identity," Ingold says. "So when you say he runs with all that anger and he runs people over even when he doesn't have to, it's not just Josh, it's the Raiders. He has to set the standard for the rest of us."

Over time, though, Jacobs' shoulder deteriorated to the point that he missed three of Oakland's final four games, and the Raiders faded from playoff contention, finishing 7-9. It was the franchise's 15th non-winning season in the past 16 years. When the doctors finally forced him to sit out, Jacobs was sobbing so hard his entire body was shaking inside his locker. He felt lost again, unmoored. His calling card as a runner had become his kryptonite. And with his life off the field near perfect, moving forward he would have to learn to run with purpose instead of anger.

As crazy as it sounds for someone who dealt with homelessness as a child, the toughest challenge of Jacobs' life was still ahead of him: adapting and surviving in a league in which most running backs are battered and broken and discarded before they hit 30. (Case in point: Leonard Fournette, the No. 4 pick in the 2017 draft, was cut in camp by the hapless Jaguars before signing with Tampa Bay.)

Sometimes, Jacobs learned, the actual work begins after all your dreams come true. "I'm gonna be one of those guys who walks away with my body intact," Jacobs insists. "I'm not gonna be one of those guys who plays until he's 35 and all of that. I plan on leaving on my terms. And my running style? Not only does that come from my life, it comes from people trying to confine me and put me in some kind of box, like 'You're this kind of runner, you're that type of runner.'"

Jacobs' shoulder injury opened the door for Cardinals quarterback Kyler Murray to win 2019 Rookie of the Year honors. Jacobs, who finished third in the NFL with 88.5 yards per game, would award himself only a B for his rookie season. Rather than bask in his success and the realization of a lifelong dream of buying his dad a house, after the season Jacobs went to Gruden and, instead of a pat on the back, asked for a shove.

Chucky was, of course, more than happy to oblige.

"He's got to stay healthy," Gruden says. "We need our feature back down the stretch. We were in a playoff stretch last year and didn't have him. He's got to stay wire-to-wire healthy, and we have to get more out of him in the passing game, more on the field on third downs. He had a great year last year, and we expect more from him this year."

Gruden's message seems to have gotten through -- a little. On the fourth day of camp, Jacobs caught a pass in the flat and began to lower his shoulder preparing to steamroll then-teammate Damarious Randall, only to pull up at the last second to smartly avoid a collision. It was a sign, however small, that Jacobs has begun to manage those cravings for contact and run with focus instead of fury. Of course, after the play, Jacobs barked, "Boom! I just retired you" just to remind everyone that the détente was a temporary courtesy, and only for teammates.

To further reduce Jacobs' wear and tear and increase his production -- as well as his Q-rating -- Gruden plans to get him much more involved in the passing game. The goal is to increase his 20 catches in 2019 to 60 this season. His four catches in the opener put him on pace for 64. If he stays on that pace and gains another 1,000 yards on the ground, that combo would put Jacobs in rare company, alongside versatile All-Pro-level backs such as Christian McCaffrey and Ezekiel Elliott.

It's a skill set Jacobs has been developing for years. Back in Tulsa, before his senior season at McLain, when Payne realized Jacobs had a better arm than any of his quarterbacks, the coach (and robotics teacher) recircuited his entire offense and moved Jacobs to Wildcat quarterback. The improvement was instant. "And ridiculous," Payne says. "Like watching a human highlight film." For good measure, Jacobs also started at safety and even found time to contribute on special teams and pitch in with some game strategy consulting.

In 2015, in a late-season game with playoff implications, McLain had the ball at the 30 with the score tied and time about to run out. McLain hadn't kicked a field goal all season, so Payne had already begun making plans for overtime when, instead of taking a knee, his quarterback called timeout and trotted to the sideline. "Hey, Coach, let's kick it," Jacobs said. "I've been watching our kicker and working with him -- he can make it." Payne huddled the team together and drew up a makeshift field goal formation using Jacobs as a decoy. Thinking it had to be a trick play, the defense didn't bother to rush the kicker. "He lines up, takes his time and kicks the most perfect 30-yard field goal you will ever see in your life," Payne says. "Josh brings out the best in everyone, even the kickers, even the coaches."

At Bama, to get Jacobs more opportunities while sharing time on a roster loaded with future NFL playmakers, Locksley used him as a back, as a slot receiver, on pass protection, on special teams and even at quarterback. "And he was good at everything," the coach says. "As an offensive coordinator, he's just one of those rare chess pieces. I call him Swiss Army Knife because he's just so multifaceted."

It's a trait that applies to Jacobs' entire life. Wanting to expand his interests off the field, this summer Jacobs met with several businessmen and entrepreneurs who, he says, always had the same response: "Are you sure you're only 22?" Teammates swear he can hit 15 3-pointers in a row on a basketball court. On his first carry in camp, after nearly falling on his face, Jacobs put one hand on the ground, caught his balance and blew through the Raiders' defense. "We all just looked at each other like, 'Oh my god,'" Ingold says. "The first time you see his kind of power and acceleration, it's like watching a new Ferrari leave the shop."

A few days later, when Raiders back Jalen Richard visited Jacobs' home outside of Vegas, Jacobs was playing piano and preparing chicken and shrimp fried rice from scratch. "So what can't you do?" Richard said with a laugh.

Before the Raiders had even completed their move to Vegas, Jacobs had already worked with the Nevada governor and attorney general to produce child ID kits to prevent human trafficking in a region with the country's highest rates of youth homelessness. Just before the 2019 draft, when it looked as if Jacobs was headed to Las Vegas, a die-hard Raiders fan and volunteer at the Nevada Partnership for Homeless Youth emailed Ghafoori, the NPHY director. The Raiders are going to have someone on their team who could have literally been one of your kids at NPHY, the email said. "I looked Josh up and read his story and I got goose bumps," Ghafoori says. "The Raiders have their own unique history in terms of having multiple homes. ... The Raiders could make a huge impact in Nevada, and Josh could be our biggest game-changer."

Ultimately it will be up to Gruden whether Jacobs has a similar impact on the Raiders franchise. When it comes to incorporating running backs into the passing game, many NFL schemes still operate like nickel slots at the Flamingo: low risk, low reward. Even in today's pass-happy NFL, contributing in the passing game for running backs mostly means serving as a safety valve checkdown for quarterbacks. (The Giants are constantly neutralizing Saquon Barkley this way.)

Dumping the ball off on simple flare-outs, rub routes and shallow crosses to a dynamic talent like Jacobs is essentially a gift to defenses, reducing his power and impact by forcing him to move horizontally and allowing the sideline to become a 12th defender instead of attacking defenses vertically and capitalizing on the constant mismatches Jacobs' skill set creates.

Instead, the model for the Raiders should be McCaffery, who, like Jacobs, played multiple positions in high school and lined up 100 times as a slot receiver during his rookie season. That dual threat, in turn, prevents defenses from loading up the box to stop the run. In the opener, Jacobs and McCaffery led their teams with 139 and 135 yards from scrimmage, respectively. (Don't be surprised, by the way, if Gruden also uses Jacobs under center. "I'm not gonna sit here and tell you he's Jim Plunkett," Locksley says, "but Josh is definitely skilled enough to throw the ball.")

So it's a hopeful sign that when asked about his offseason training focus, Jacobs sounds more like a receiver geek than a running back. Former NFL running back and current Raiders wide receivers coach Edgar Bennett constantly fed Jacobs film cut-ups on the art of receiving. One day Jacobs would watch film on disciplined route stems to prevent telegraphing his routes, the next he'd study release techniques for press coverage or how to read body language and create leverage to attack defensive backs downfield. Jacobs even dove into "stacking" -- an advanced technique to manipulate defensive backs in the deep passing game.

If there was any doubt Jacobs had truly upgraded his route-running and receiving game, it ended in Carolina when he vaporized linebacker Shaq Thompson with a surgical cut up the seam for a 29-yard catch. It was one of a dozen highlights in an all-around performance that Jacobs says is just a glimpse of what he plans to unveil in 2020. "In college and high school, I played everything, so it's just about getting back to that," Jacobs says. "I don't want to be known as just a good runner. I'm more than that. I didn't do enough last year, and I left a lot of yards on the table. This year is going to be different for me. I'm going to become a complete player and take my game to the next level."

Tonight, with the national spotlight focused on Allegiant Stadium, the 2020 Raiders and their franchise back, as the previous King of Vegas once said: It's now or never.

TE Foster Moreau

LAS VEGAS REVIEW-JOURNAL

Graney: Foster Moreau more than backup to Darren Waller

By Ed Graney

September 22, 2021

Foster Moreau was a fourth-round draft pick of the Raiders out of Louisiana State in 2019. He showed up to rookie minicamp as you'd expect — all excited and energetic and pumped to play whatever role the team desired.

Which the tight end immediately discovered meant this: Go knock heads.

"The first words (head coach) Jon Gruden ever said to me were, 'You're going be our blocking horse, our pass-blocking, go-get-em tight end,'" Moreau said. "That's what was expected." To line up opposite the Von Millers, the Bradley Chubbs, the T.J. Watts of the NFL.

To take on the league's best pass rushers and make certain they didn't get free runs at quarterback Derek Carr. To be the guy that helped protect the guy.

"They have dedicated a lot of time and work and effort into their craft," Moreau said of those heralded edge players.

Sort of like, well, him.

A green beret?

He is the COO to the CEO. Moreau is second on a depth chart where the tight end ahead of him happens to be one of the world's best. Darren Waller is that good.

Which makes this all the more impressive: Offensive coordinator Greg Olson referred to Moreau last week as perhaps the scheme's most important player.

His reasoning: Moreau is tremendous in the run game, tremendous as a pass blocker and an ever-improving receiver. He keeps the group together. Does everything well.

Olson: "(Gruden) jokes that he's our green beret. He's our unsung hero."

Moreau: "They're lying. I promise you. Those guys ... they've believed in me since Day 1 and given me all the tools to be successful. It obviously means a lot, but I know they come up and — it's not really roasting me, but it is razzing me."

And he's appreciative. For them, his teammates, his health. Razz away.

Moreau might have initially been viewed as just a blocker, but he led all NFL rookies with five touchdown catches before he was lost for the season with a knee injury against Tennessee in December of 2019.

It wasn't the easiest of roads back, the pandemic creating a difficult environment for Moreau by which to navigate such a recovery.

He played all 16 games last season but was limited to seven catches for 140 yards. More than anything, having tight end Jason Witten as a teammate proved a blessing.

It's not the worst thing to have a future Hall of Famer taking snaps as you return from serious injury.

"It took a lot of stress off my recovery process and eased the minds of everyone in the building," Moreau said. "To know we had a veteran who could lead us on and off the field."

Moreau took the part about developing into a receiving tight end as a challenge in 2019. Jared Cook had been a Pro Bowler for the Raiders the previous season before departing for New Orleans. Gruden and his staff also liked the upside of that guy named Waller.

Running mates

So it goes that Moreau has out-performed what was his base platform as a blocker. He has mastered the details of technique and footwork and getting off the ball. Now he is catching critical touchdown passes from Carr in Week 2 wins at Pittsburgh.

So when opponents key on Waller ...

Moreau said they have learned from and grown with each other, that he wishes everyone could share a position room with the CEO, that Waller is incredibly well thought of and humble.

"Darren is such a great dude," Moreau said. "He thinks the best of every person. He's so sincere and honest and grateful for the opportunities he has received.

"I couldn't have a better running mate."

A generational talent and an unsung hero green beret.

That's some serious juice at tight end.

TE Darren Waller

LAS VEGAS SUN

RAIDERS TIGHT END DARREN WALLER HAS EMERGED FROM A DARK PLACE TO BECOME LAS VEGAS' FIRST NFL SUPERSTAR

By Case Keefer

September 9, 2020

Darren Waller peeks through the rolling glass garage doors at the back end of the Raiders' Henderson headquarters between weightlifting sets to watch his teammates' training camp practice session.

Maintaining his usual straight face, the Pro Bowl tight end exudes a calm that stands in stark contrast to the panic regarding his status that's been spreading among the Raiders' fanbase. Waller isn't injured, just experiencing some minor, undisclosed "discomfort," so Las Vegas' coaching staff has given him a 10-day break from practice during a grueling stretch in August.

Waller initially didn't like the idea but came around to understanding.

"It was frustrating, because I always want to be out there working. [In] 2019, I don't think I missed a practice, and [in] 2020, I only missed a couple, so I want to be out there," Waller says after returning to practice. "But at the same time, maybe I do need to sit still a little bit, because it's a long season."

The ultra-cautious, rest-over-reps approach the Raiders have employed with the 28-year-old going into the 2021 season is hardly unprecedented in the NFL. It's usually reserved for the league's best players, a category in which Waller now undoubtedly belongs after monster years in each of his first two full seasons with the Raiders.

Waller broke out in 2019 with 90 receptions for 1,145 yards and three touchdowns, then proved he was no one-year wonder by topping those figures in the team's first year in Las Vegas. The speedy, 6-foot-6, 255-pound force became the undisputed focal point of the Raiders' offense in 2020, pulling in a franchise record 107 receptions for 1,196 yards and nine touchdowns.

The organization seems even more committed to him going into the 2021 season after allowing the team's second-leading receiver, Nelson Agholor, to walk in free agency without making any significant upgrades in that area. That's largely because the Raiders' brain trust trusts so completely in Waller.

"I've never been around a guy that is that unselfish, that talented, that versatile and that complete," Raiders coach Jon Gruden said in a news conference during training camp. "We've got to continue to build around him. We've got to get some of our young receivers to take pressure off of him. We've put some more things in our playbook. We are going to be a lot more demanding of Waller going forward." Waller ranked No. 35 in the NFL's annual player-voted Top 100 list going into this season. His coaches and teammates would surely argue that wasn't high enough, and they might have a point.

Alongside fellow standouts Travis Kelce (Kansas City) and George Kittle (San Francisco), Waller is helping to redefine the tight end position in the modern NFL. Among that trio of consensus top tight ends, Waller also stands out as the unlikeliest success story, considering where he was as recently as three years ago.

The Raiders signed Waller off of Baltimore's practice squad in late 2018 to end a rocky four-year tenure with the Ravens, who selected him in the sixth round of the 2015 NFL Draft out of Georgia Tech.

Las Vegas quarterback Derek Carr recalled thinking, "How did we get this guy?" as soon as Waller showed up.

"I remember throwing him his first route at practice. I threw it 10 feet behind him and was like, 'Oh, wow, this guy can run!'" Carr recalled at the end of last season. "From then on, it was a beautiful thing with not only on-the-field chemistry but off the field. He told me his story and what he had been through."

Waller was an addict, developing a drug habit that included opioid pills and cocaine, dating back to his days as a prep football star in suburban Atlanta. It nearly cost him his career, if not his life.

After being suspended for the entire 2017 NFL season for repeated violations of the NFL's substance abuse policy, Waller overdosed on opioids in his car. Unlike three friends he grew up playing football alongside—all of whom suffered fatal overdoses—Waller survived, checking himself into rehab shortly after the incident.

He has now been sober for more than four years and has turned his attention toward advocacy for those in similar situations. He founded the Darren Waller Foundation to help drug-addicted youths and has appeared in national opioid-crisis campaigns.

"I feel like that giving-back component really keeps me sharp, because that's the greatest feeling that I can feel—to help somebody else or to be impactful in someone else's community or sphere of influence," Waller says. "So I really want to do that and stay on top of my routine—meditating, praying, writing in my journal, still going to meetings and just doing what I've been doing to keep me built up."

"Without those things, my career doesn't sustain. I have to continue to dance with what brought me here, and that's taking care of myself internally, mentally, spiritually, emotionally. You get the best version of me on the football field when I'm doing those things."

Waller's absence from training camp was partially a result of how sharp he's looked again heading into 2021, according to Gruden. The coach says he found it almost necessary to hold Waller out in order to fully evaluate other players vying for receptions.

With his ability to create separation in passing routes and his rhythm with Carr, Waller received the lion's share of targets during the first several practices. Given his mindset, it was easier to sit him for practices than ask him to go at half-speed.

That's because, after what he's been through, Waller refuses to give less than full effort. He has risen from the lowest of depths to the highest of peaks, and he plans to extend his stay at the top.

"When I was coming out of the dark places in my life, it's like, 'Man, you've come that close to not being here anymore, you have to have a new sense of urgency,'" Waller says. "Every single day you're not promised much, so I want to take that urgency and put it into everything I do."

THE ATHLETIC

Raiders' Darren Waller copes with the shutdown by exploring his musical side

By Vic Tafur

May 15, 2020

The violins start in first, before the bass drops and the angry voice starts poking you in the chest. D Wall, or Darren Waller as Raiders fans and fantasy football players call him, wants to know how your paper is stacking up in his new single, "Profits."

The music video drops Friday, the second to be released off his "Wall Street" album. "SHSW" was a much more relaxing song, with a smiling Waller rapping about how he separated from the crowd, as the acronym indicates, Some How Some Way.

Most people know Waller's story of overcoming addiction, signing with the Raiders and quickly becoming one of the best tight ends in the NFL. Many don't know how serious he is about his music — he recently received his first royalty check. The \$500 was the first money he has ever earned for his passion project.

"It's going great," Waller said in a phone interview last week. "Quarantine has provided a lot of time to lock in on improving my production and making new songs."

He is working on building a studio in his new house. Waller is back in Las Vegas, having returned from Georgia week ago. He is all moved in — after spending the past season and a half at the extended-stay hotel two blocks from the Raiders' old facility in Alameda.

"I grew to appreciate the proximity to the facility," Waller said, "because I would get there early for treatment and stay late for treatment."

The Raiders' new facility in Henderson, Nev., is on schedule to be finished next month, with the team's new stadium in Vegas set to be complete in July.

"It's quiet, but I really like Vegas so far and can really see myself enjoying life here," Waller said.

Waller gets up early and logs into the team's online meetings before hitting the field at a local park and working out with teammates Derek Carrier and Foster Moreau. (The team's newest tight end, Jason Witten, is in the process of moving from Dallas.)

"It's been pretty well organized, as far as the position meetings and getting a whole team meeting online," Waller said. "It's gone a lot smoother than I thought it would — I thought there would be a lot of connections dropping and a lot more difficulties."

"There is really good communication from the coaches to the players, so we know what we should be doing to be ready when the time comes."

Waller was very excited by the addition of Witten, an 11-time Pro Bowler with the Cowboys.

"I thought it was awesome," he said. "He is a great example of longevity and doing it the right way. His technique and his mental approach to the game kept him at the top and is going to put him in the Hall of Fame, so to have him in your room and be able to learn from him is priceless."

Waller said Moreau used to mention watching film of Witten, and that prompted him to do the same last year.

"There are things that caught me off guard watching him," Waller said. "He looks fast because he is great getting off the ball right at the snap, like no one I have ever seen — he will be ahead of wide receivers. So I am watching and thinking, 'I didn't know Jason Witten was that fast,' but it's that get-off and there are a lot of small details to his game that are just incredible."

Waller can't wait to get together with Witten and the rest of his teammates.

"I think we had another great draft class and we're putting together something special on both sides of the ball," he said. "We have a lot to offer Las Vegas, a lot of energy and we also want to do big things in the community."

Waller was also excited about the schedule, much fairer than last season's, when the Raiders were away from home for seven straight weeks.

"I feel that if we can get through last year's schedule, there is nothing we can't get through," he said.

The bar is high for Waller, in particular. A receiver in college, Waller is still learning the nuances of the tight end position and last season had 90 catches for 1,145 yards at 27 years old. And that's with defenses bracketing their coverage toward him after receiver Antonio Brown was cut and Tyrell Williams was injured.

"I see a lot of room for growth," Waller said.

He can block as well and is already among the handful of most valuable tight ends in the NFL. But Waller leaves the swagger to his rap persona.

"I try not to compare and say I am better than that guy," Waller said. "Saying I am the top dog doesn't do too much for me, because things change week to week. I just need to be the best me I can possibly be. That makes my life a lot simpler.

"I save that kind of energy for the music."

After football meetings and workouts every weekday, Waller works just as hard in the evenings, coming up with new beats. In many ways it's harder than being a professional football player.

"I pull the laptop open and ... I don't know," Waller said. "Sometimes I will go off a sample and try to flip that. Or I will play with some software that I found called Arcade and I try to create a melody. I just go through random sounds and click and play things on my keyboard until I catch something and I can hear something in my mind. And then I find another sound to layer it up.

"There is no one process. I could also be inspired by something I see or hear or some feeling I have. Something someone said to me can translate into a note that can spark a beat. It's random. ... I try not to press for it and let it just happen. I have taken a week off at times and when I come back to it, I really missed it. I just really enjoy it."

Teammates have remarked how on team flights Waller disappears into his laptop from wheels up to wheels down. And he has said he has missed the first bus from the hotel to the stadium on game days because he has gotten lost in his music.

Waller filmed all five music videos in a span of 39 days, each Saturday beginning in February, in the Atlanta area. He is also recording new stuff, with the same plan that he had last year — having enough songs to put out another project/album at some point during the season.

"I can mess around with a beat for fun during the season," Waller said, "but I don't get to spend an extended amount of time. So I like to get most of my music work done before the season gets going."

Waller recently started his own YouTube channel, and reaction to the music has been positive.

"I have put a lot of work into it and I think it sounds good. So it's definitely good to see other people like it because music is meant to be shared," Waller said. "It was dope to get that check, just because I never thought that was ever possible."

And yes, Raiders fans, that collaboration with teammate Maxx Crosby is still in the works.

"I sent Maxx a whole bunch of beats, so hopefully when he puts something out he will be using one of mine," Waller said. "He is a busy guy, and whenever he is ready to lock in, I am here for him."

Waller will put that song on his YouTube channel or on Instagram when the time comes. While the Instagram account is also popular, Waller winds up checking it almost every day for more important stuff than reactions to his music.

"People message me and tell me how they relate to my story and what they are going through, so I use that to have short conversions with them," Waller said.

Waller struggled with opiate and cocaine addiction when he first came into the league. He was suspended twice for failing drug tests, including for the entire 2017 season.

"I try and connect with fans on Instagram whenever I can and let them know that I see them and I am there, and that I am just a normal human being who had to overcome some stuff," Waller said. "Ever since 'Hard Knocks' (last summer), people have been able to relate to what I went through and I want to let them know that I appreciate them and what they are going through as well. And those talks give me a recharge because I am not perfect and I have doubts and I need to be picked up sometimes, too."

"People saying they look to me for inspiration gives me extra life sometimes."

Waller also started the Darren Waller Foundation a few months ago. There was a kickoff dinner scheduled for it on the Las Vegas Strip during NFL Draft weekend, but the pandemic wiped that out.

“Corona has us on hold, but we’ll start having events as soon as Vegas is up and running again,” Waller said. “We just want to educate people and put my story and the stories of others in front of the youth.

“Kids always envision who they want to be when they grow up, without really taking stock of their mental health and how happy they are going to be when they get there. Maybe kids ages 10 on up to 25, getting in front of them as well as having an online community, which can serve as a safe space. They can say whatever is on their minds.

“I am trying to put together things that I wish I would have taken advantage of when I was a teenager.”

Music was one of the things that Waller turned to before he was sober, and it’s been even sweeter for him since he cleaned up.

“On my first project, there are songs where I am talking about drinking or using drugs, and I was able to learn how to make music without doing that,” Waller said. “I was afraid that once I got sober, my music was going to be trash — because you know, that’s a big part of rap — but my stuff did get better and I was able to be creative without rapping about material things, drug, alcohol or talking about women in a crazy way. I was able to find my sound, find my pocket and still be confident and still feel like I could still put music out that people would want to listen to.”