

LAS VEGAS RAIDERS

WEEKLY RELEASE

WEEK 5



2-2

Sunday, October 10, 2021
1:05 PM (PT)
Allegiant Stadium



3-1




allegiant

Cover	1	Third Down Efficiency Team/Opponents	59
Release	3-32	Fourth Down Efficiency	60
Weekly Release Intro	3	100.0+ Passer Rating	61
Game Release	4-32	Completions by Distance	62
Rosters Divider	33	Yards Gained By Down	63
Rosters	34-42	Big Returns: Kickoff and Punt	64
Roster/Alphabetical	34	Opponent Big Returns: Kickoff and Punt	65
Roster/Numerical	35	Takeaways and Opponent Takeaways	66
Roster/Depth Chart	36	Turnover Breakdown Chart - Team and Opponent	67
Roster/Positional	37	Red Zone Efficiency	68
Roster/How Built	38	Onside Kicks	69
Roster/Game-By-Game Starters & Inactives	39	Blocked Kicks	70
Player Participation	40	Two-Point Conversions	71
Roster/Transactions	41	Scoring Breakdown	72
Stats Divider	43	Goal to Go Situations	74
Raiders Statistics	44-82	Goal to Go Situations - Detailed	75
Team Stats	44	Replay Challenges	76
Defensive/Special Teams Stats	45	Team Record When...	77
Game-By-Game Offense	46	The Last Time	78-82
Game-by-Game Defense	47	Updated Player Bios Divider	83
Team Highs And Lows	48	Updated Player Bios	84-138
Individual Single-Game Highs	50	Game Summaries Divider	139
Opponents Individual Highs	51	Game Summaries	140-143
Big Yardage Games	52	Last Week's Game Divider	144
Big Plays of 20+ Yards	53	Last Week's Game	145-177
Opponent Big Plays of 20+ Yards	54	Gamebook	145-162
Longest Drives	55	Last Week's Game Clips	163-177
Drive Charts	56	Feature Clips Divider	178
Drive Charts - Opening Drives	57	Feature Clips	179-226
Advances Chart	58		

LAS VEGAS RAIDERS

WEEKLY RELEASE

WEEK 5



2-2

Sunday, October 10, 2021
1:05 PM (PT)
Allegiant Stadium



3-1

2021 SCHEDULE

REGULAR SEASON

Mon., Sept. 13	BALTIMORE RAIDERS*	W, 33-27(OT) 1-0
Sun., Sept. 19	at Pittsburgh Steelers	W, 26-17 2-0
Sun., Sept. 26	MIAMI DOLPHINS	W, 31-28(OT) 3-0
Mon., Oct. 4	at Los Angeles Chargers**	L, 14-28 3-1
Sun., Oct. 10	CHICAGO BEARS	1:05 p.m. CBS
Sun., Oct. 17	at Denver Broncos	1:25 p.m. CBS
Sun., Oct. 24	PHILADELPHIA EAGLES	1:05 p.m. FOX
	BYE WEEK	
Sun., Nov. 7	at New York Giants	10:00 a.m. CBS
Sun., Nov. 14	KANSAS CITY CHIEFS***	5:20 p.m. NBC
Sun., Nov. 21	CINCINNATI BENGALS	1:05 p.m. CBS
Thu., Nov. 25	at Dallas Cowboys****	1:30 p.m. CBS
Sun., Dec. 5	WASHINGTON	1:05 p.m. FOX
Sun., Dec. 12	at Kansas City Chiefs	10:00 a.m. CBS
Sat or Sun, Dec. 18/19	at Cleveland Browns	TBD TBD
Sun., Dec. 26	DENVER BRONCOS	1:25 p.m. CBS
Sun., Jan. 2	at Indianapolis Colts	10:00 a.m. CBS
Sun., Jan. 9	LOS ANGELES CHARGERS	1:25 p.m. CBS

- * - Monday Night Football on ESPN with simulcast on ABC
 ** - Monday Night Football on ESPN
 *** - Sunday Night Football games in Weeks 5-17 subject to change
 **** - Thanksgiving Day Game on CBS

CHICAGO BEARS NOTES

2020 record: 8-8
Division Finish: (2nd/NFC North)
Playoffs: Lost Wild Card Game (at NO), 9-21



Key additions: LB Jeremiah Attaochu, QB Andy Dalton, WR Marquise Goodwin, DL Angelo Blackson, RB Damien Williams, QB Justin Fields

Key losses: DB Kyle Fuller, WR Cordarrelle Patterson, DE Roy Robertson-Harris, QB Mitchell Trubisky, DE Brent Urban

- Las Vegas leads the all-time series against Chicago, 8-7 (.533).
- The Raiders are looking to win two straight contests against the Bears for the first time since defeating Chicago by a score of 24-10 in 1990 and 16-14 in 1993.
- In 2019, the two teams faced off in their first ever international match-up when they met in London on Oct. 6, with the Raiders winning by a score of 24-21.
- In the Raiders' eight wins against the Bears, the team has posted at least 24 points in all but one victory, a 16-14 triumph at Chicago on Nov. 7, 1993.

THE SETTING

Date: Sunday, October 10, 2021
Kickoff: 1:05 p.m. PT
Site: Allegiant Stadium (2020)
Capacity/Surface: 65,000/Natural Bermuda
Regular Season: Raiders lead, 8-7



BROADCAST INFORMATION

TELEVISION

CBS
Play-by-play: Ian Eagle
Color Analyst: Charles Davis
Sideline/Field: Evan Washburn
Producer: Mark Wolff
Director: Bob Fishman



RADIO

Raiders Radio Network
Flagship: KOMP 92.3 FM "The Rock Station" and KRLV "Raider Nation Radio 920 AM" via Compass Media Network
Play-by-play: Brent Musburger
Color Analyst: Lincoln Kennedy



SPANISH RADIO

Spanish Flagship: Deportes Vegas 1460 AM (KENO)
Play-by-play: Cristian Echeverria
Color Analyst: Harry Ruiz

RAIDERS MEDIA SITE - NFLONG.COM

The Las Vegas Raiders Online Media Guide and Game Release are now also accessible through a new interactive platform on NFLONG.com. Tailored to be a one-stop shop for all media members, the Raiders' new home for online media will provide standard media guide information, weekly game releases, in-game player tracking features, in addition to statistical reports generated directly from NFL GSIS. If you wish to request a personal account, please contact Cam Russo (crusso@raiders.com). All guests may use - Username: RaidersGuest Password: Raiders2021

NOTABLE CONNECTIONS

Pro Connections

- Raiders **head coach Jon Gruden** and Bears **offensive line coach Juan Castillo** served on the same coaching staff with the Philadelphia Eagles from 1995-97, serving as offensive coordinator and offensive assistant/tight ends coach, respectively.
- Raiders **LB Nick Kwiatkoski** spent the first four years (2016-19) of his career with the Chicago Bears after being drafted in the fourth round (113th overall) by the club in the 2016 NFL Draft.
- Raiders **wide receivers coach Edgar Bennett** played running back for the Bears from 1998-99.
- Raiders **offensive coordinator Greg Olson** spent one season with the Bears, serving as the quarterbacks coach in 2003.
- Raiders **WR Javon Wims** was drafted by the Bears in the seventh round (224th overall) of the 2018 NFL Draft and spent two seasons with the club (2018-20).
- Raiders **S Ha Ha Clinton-Dix** played for the Chicago Bears for the 2019 season.
- Raiders **defensive line coach Rod Marinelli** served as the assistant head coach/defensive line coach for the Bears in 2009 before serving as assistant head coach/defensive coordinator with the club from 2010-12.
- Bears **LB Khalil Mack** was selected by the Raiders in the first round (fifth overall) of the 2014 NFL draft and spent four seasons with the club from 2014-17.
- Bears **quarterbacks coach/pass game coordinator John DeFilippo** was the quarterbacks coach for the Raiders organization for two stints, once in 2007-08 and once again in 2012-14.
- Bears **DE Mario Edwards Jr.** was originally drafted by the Raiders in the second round of the 2015 NFL Draft (35th overall) and spent his first three seasons in the league with the club.

College Connections

- Raiders **DE Carl Nassib** (2013-15) was teammates with Bears **TE Jesse James** (2013-14) and **WR Allen Robinson II** (2013) at Penn State.
- Raiders **LB Denzel Perryman** (2011-14) was teammates with Bears **P Patrick O'Donnell** (2009-11), **DB Deon Bush** (2012-14) and **DB Artie Burns** (2013-14) at the University of Miami (Fla.).
- Bears **QB Justin Fields** and Raiders **CB Damon Arnette** were teammates at Ohio State from 2018-19.
- Bears **S Eddie Jackson** and Raiders **RB Kenyan Drake** were teammates at Alabama from 2013-15.
- Bears **TE J.P. Holtz** and Raiders **QB Nathan Peterman** were teammates at the University of Pittsburgh from 2013-15.
- Bears **RB Tarik Cohen** and Raiders **T Brandon Parker** were teammates at the University of North Carolina A&T from 2014-15.
- Bears **RB Khalil Herbert** and Raiders **LB Divine Deablo** played together at Virginia Tech University from 2016-2020.
- Bears **WR Darnell Mooney** and Raiders **S Roderic Teamer** were teammates at Tulane from 2016-18.

Hometown Connections

- Raiders **CB Nate Hobbs** played four years (2017-20) at the University of Illinois.
- Raiders **DT Solomon Thomas** was born in Chicago, Ill.
- Bears **OL Tyrone Wheatley Jr.** is the son of former Raider running back Tyrone Wheatley.

WEEKLY MEDIA SCHEDULE

Wednesday, Oct. 6

10:50 a.m. - 11:20 a.m. (approx.)..... Practice open to media; Videography/photography limited through stretching and individual periods only

12:40 p.m. (approx.)..... **QB Derek Carr** available in UBEO press room at Intermountain Healthcare Performance Center

Thursday, Oct. 7

10:50 a.m. - 11:20 a.m. (approx.)..... Practice open to media; Videography/photography limited through stretching and individual periods only

12:40 p.m. (approx.)..... **Defensive Coordinator Gus Bradley** and **Offensive Coordinator Greg Olson** available in UBEO press room at Intermountain Healthcare Performance Center

Friday, Oct. 8

11:00 a.m. - 11:30 a.m. (approx.)..... Practice open to media; Videography/photography limited through stretching and individual periods only

12:15 p.m. (approx.)..... **Head Coach Jon Gruden** available in UBEO press room at Intermountain Healthcare Performance Center

Saturday, Oct. 9 No availability

Sunday, Oct. 10 Raiders vs. Bears at 1:05 p.m. PT

All times are Pacific and subject to change.

RAIDERS SUPERLATIVES

VS. CHICAGO BEARS

Team Single-Game Highs/Lows:

Total Yards: 411; Oct. 1, 1978
Rushing Yards: 191; Dec. 17, 1972
Passing Yards: 283; Sept. 26, 1999
Fewest Total Yards Allowed: 195; Dec. 17, 1972
Fewest Rushing Yards Allowed: 34; Sept. 26, 1999
Fewest Passing Yards Allowed: 33; Dec. 17, 1972
Points Scored: 28, two times; last: Nov. 7, 1976
Fewest Points Allowed: 6; Dec. 27, 1987
Touchdowns: 4, two times; last: Nov. 7, 1976

Individual Single-Game Highs:

Pass Attempts: 43, Ken Stabler; Oct. 1, 1978
Pass Completions: 26, Rich Gannon; Sept. 26, 1999
Passing Yards: 301, Carson Palmer; Nov. 27, 2011
Passing Touchdowns: 3, Ken Stabler; Nov. 7, 1976
Carries: 26, Josh Jacobs; Oct. 6, 2019
Rushing Yards: 123, Josh Jacobs; Oct. 6, 2019
Rushing Touchdowns: 2, two times; last: Josh Jacobs; Oct. 6, 2019
Receptions: 9, Tim Brown; Sept. 26, 1999
Receiving Yards: 163, Cliff Branch; Nov. 7, 1976
Receiving Touchdowns: 2, two times; last: Cliff Branch; Nov. 7, 1976
Longest Field Goal: 52, Sebastian Janikowski; Nov. 11, 2007

2021 INDIVIDUAL LEADERS

RAIDERS

Passing Yards

Derek Carr..... 1,399

Completion Percentage (Min. 30 Attempts)

Derek Carr..... 64.1

Passing Touchdowns

Derek Carr..... 8

Carries

Peyton Barber..... 37
Josh Jacobs..... 23
Kenyan Drake..... 22

Rushing Yards

Peyton Barber..... 143
Josh Jacobs..... 74
Kenyan Drake..... 46

Rushing Touchdowns

Josh Jacobs..... 2
Peyton Barber..... 1

Receptions

Darren Waller..... 24
Hunter Renfrow..... 22
Henry Ruggs III..... 14
Kenyan Drake..... 13
Bryan Edwards..... 11

Receiving Yards

Henry Ruggs III..... 297
Darren Waller..... 274
Hunter Renfrow..... 249
Bryan Edwards..... 214

Receiving Touchdowns

Hunter Renfrow..... 2
Darren Waller..... 2
Zay Jones..... 1
Foster Moreau..... 1
Henry Ruggs III..... 1
Alec Ingold..... 1

Sacks

Solomon Thomas..... 2.5
Maxx Crosby..... 2.0
Darius Philon..... 2.0
Carl Nassib..... 1.5
Quinton Jefferson..... 1.0

Interceptions

Trayvon Mullen Jr..... 1

Forced Fumbles

Solomon Thomas..... 1
Carl Nassib..... 1
Quinton Jefferson..... 1

BEARS

Justin Fields..... 347

Andy Dalton..... 73.5

Andy Dalton..... 1

David Montgomery..... 69
Justin Fields..... 17
Damien Williams..... 16

David Montgomery..... 309
Damien Williams..... 73
Justin Fields..... 55

David Montgomery..... 3
Justin Fields..... 1
Damien Williams..... 1

Darnell Mooney..... 17
Allen Robinson II..... 13
Damien Williams..... 8
Cole Kmet..... 8
David Montgomery..... 6

Darnell Mooney..... 226
Allen Robinson II..... 149
Cole Kmet..... 59
Marquise Goodwin..... 55

Allen Robinson II..... 1

Robert Quinn..... 4.5
Khalil Mack..... 4.0
Roquan Smith..... 2.0
Mario Edwards Jr..... 1.5

Roquan Smith..... 1
Jaylon Johnson..... 1
Angelo Blackson..... 1

Trevis Gipson..... 1
Robert Quinn..... 1
Eddie Jackson..... 1

2021 TEAM RANKINGS

OFFENSE

RAIDERS

Category	Stats	Rank
Total Offense	406.5	5
Rush Offense	80.5	27
Pass Offense	326.0	2
Points Per Game	26.0	9
Third-Down Off. %	42.9	10t
Fourth-Down Off. %	33.3	21t
Red Zone Off. (TD%)	60.0	20t

BEARS

Stats	Rank
237.0	32
122.8	9t
114.3	32
16.0	30
28.9	32
14.3	28t
54.5	25

DEFENSE

RAIDERS

Category	Stats	Rank
Total Defense	361.8	19
Rush Defense	132.3	23
Pass Defense	229.5	13t
Points Per Game	25.0	19t
Third-Down Def. %	32.7	8
Fourth-Down Def. %	60.0	23
Red Zone Def. (TD%)	88.9	30

BEARS

Stats	Rank
350.0	12
112.0	14
238.0	15
22.8	10
46.2	26
37.5	13t
35.7	5

TEAM

RAIDERS

Category	Stats	Rank
Turnover Ratio	0	13t
Penalties	30	28
Penalty Yards	264	27

BEARS

Stats	Rank
+2	8
23	5t
210	13

LAST GAME VS. BEARS

October 6, 2019 - Raiders 24, Bears 21

Tottenham Hotspur Stadium, London, England

Team Statistics

	BEARS	RAIDERS
Total Net Yards.....	236	398
Total Offensive Plays.....	51	71
Net Yards Rushing.....	42	169
Total Rushing Plays.....	17	39
Net Yards Passing.....	194	229
Attempts-Completions-INTs.....	30-22-2	32-25-0
Total First Downs.....	15	25
Touchdowns.....	3	3
Field Goals Made-Attempted.....	0-0	1-1
Third Down Efficiency.....	4-11-36%	6-12-50%
Fourth Down Efficiency.....	0-0-0%	1-1-100%
Red Zone Efficiency.....	3-3-100%	3-5-60%
Penalties-Yards.....	10-75	6-69
Time of Possession.....	25:17	34:43

	1	2	3	4	Total
Chicago Bears	0	0	21	0	21
Oakland Raiders	0	17	0	7	24

Individual Leaders

Bears	Raiders
Passing Yards	
Chase Daniel..... 231	Derek Carr..... 229
Rushing Yards	
David Montgomery... 25	Josh Jacobs..... 123
Receiving Yards	
Allen Robinson II..... 97	Foster Moreau..... 46

2021 AFC WEST STANDINGS

Team	W	L	Home	Road	Div.	Con.	PF	PA	Streak	Last 5
Los Angeles	3	1	1-1	2-0	2-0	2-0	95	74	W2	-
Denver	3	1	1-1	2-0	0-0	2-1	83	49	L1	-
Las Vegas	3	1	2-0	1-1	0-1	3-1	104	100	L1	-
Kansas City	2	2	1-1	1-1	0-1	1-2	134	125	W1	-

2021 NFC NORTH STANDINGS

Team	W	L	Home	Road	Div.	Con.	PF	PA	Streak	Last 5
Green Bay	3	1	2-0	1-1	1-0	2-1	95	100	W3	-
Chicago	2	2	2-0	0-2	1-0	1-1	64	91	W1	-
Minnesota	1	3	1-1	0-2	0-0	1-1	94	92	L1	-
Detroit	0	4	0-2	0-2	0-2	0-3	81	119	L4	-

ALL-TIME SERIES

Las Vegas Raiders vs. Chicago Bears

Regular Season: Raiders lead, 8-7

Postseason: N/A

Raiders at Home: 5-3

Raiders on Road: 3-4

ALL-TIME REGULAR SEASON GAMES

Date	Location	Winner	Score
12/17/72	Oakland	Raiders	28-21
11/7/76	Chicago	Raiders	28-27
10/1/78	Chicago	Raiders	25-19
12/13/81	Oakland	Bears	23-6
11/4/84	Chicago	Bears	17-6
12/27/87	Los Angeles	Bears	6-3
9/30/90	Los Angeles	Raiders	24-10
11/7/93	Chicago	Raiders	16-14
9/29/96	Chicago	Bears	19-17
9/26/99	Oakland	Raiders	24-17
10/5/03	Chicago	Bears	24-21
11/11/07	Oakland	Bears	17-6
11/27/11	Oakland	Raiders	25-20
10/4/15	Chicago	Bears	22-20
10/6/19	London	Raiders	24-21



COACHING BREAKDOWN

Coach	NFL seasons	Raiders seasons
Jon Gruden	22	8
D'Anthony Batiste	12	4
Edgar Bennett	29	4
Tim Berbenich	19	4
Rich Bisaccia	20	4
Gus Bradley	16	4
Tom Cable	17	8
Cameron Clemmons	2	2
Deuce Gruden	6	4
Nick Holz	10	10
Taver Johnson	3	3
Austin King	6	2
Addison Lynch	4	1
Rod Marinelli	26	2
Ron Milus	22	1
Ryan Milus	3	1
John Morton	19	11
A.J. Neibel	17	9
Greg Olson	20	6
Rick Slate	4	4
Richard Smith	34	1
Travis Smith	10	10
Byron Storer	11	4
Totals	332	107

ROSTER BREAKDOWN

Oldest Raider: Richie Incognito, 38 (born 07/05/83)

Youngest Raider: Nate Hobbs, 22 (born 06/24/99)

Most Seasons as a Raider: Derek Carr, 8

Most NFL Seasons: Richie Incognito, 14

Tallest Raider: Kolton Miller and Brandon Parker at 6-foot-8

Shortest Raider: Jalen Richard at 5-foot-8

First-Round Draft Picks: 9

- Johnathan Abram (Oak., 2019) - 27th overall
- Damon Arnette (LV, 2020) - 19th overall
- Clelin Ferrell (Oak., 2019) - 4th overall
- Josh Jacobs (Oak., 2019) - 24th overall
- Alex Leatherwood (LV, 2020) - 17th overall
- Marcus Mariota (Ten., 2015) - 2nd overall
- Kolton Miller (Oak., 2018) - 15th overall
- Henry Ruggs III (LV, 2020) - 12th overall
- Solomon Thomas (SF, 2017) - 3rd overall

Pro Bowlers: 7

- Derek Carr (2015-17)
- Casey Hayward Jr. (2016-17)
- Richie Incognito (2012, 2015-17)
- Josh Jacobs (2021)
- Yannick Ngakoue (2017)
- Darren Waller (2021)
- K.J. Wright (2016)

LAS VEGAS RAIDERS

TOTAL OFFENSE

406.5 5th

PASSING OFFENSE

326.0 2nd

RUSHING OFFENSE

80.5 27th

SCORING OFFENSE

26.0 9th

SACKS ALLOWED

12 T-26th

THIRD DOWN OFFENSE

42.9% T-10th

RED ZONE OFFENSE

60.0% T-20th

GIVEAWAYS

3 T-4th

TOTAL DEFENSE

361.8 19th

PASSING DEFENSE

229.5 T-13th

RUSHING DEFENSE

132.3 23rd

SCORING DEFENSE

25.0 T-19th

SACKS

9 T-13th

THIRD DOWN DEFENSE

32.7% 8th

RED ZONE DEFENSE

88.9% 30th

TAKEAWAYS

3 T-21st

CHICAGO BEARS

TOTAL DEFENSE

12th 350.0

PASSING DEFENSE

15th 238.0

RUSHING DEFENSE

14th 112.0

SCORING DEFENSE

10th 22.8

SACKS

1st 15

THIRD DOWN DEFENSE

26th 46.2%

RED ZONE DEFENSE

5th 35.7%

TAKEAWAYS

T-7th 6

TOTAL OFFENSE

32nd 237.0

PASSING OFFENSE

32nd 114.3

RUSHING OFFENSE

T-9th 122.8

SCORING OFFENSE

30th 16.0

SACKS ALLOWED

T-30th 16

THIRD DOWN OFFENSE

32nd 28.9%

RED ZONE OFFENSE

25th 54.5%

GIVEAWAYS

T-9th 4

How They Match Up - STATISTICAL LEADERS -2021

Category	Raiders	No.	Category	Bears	No.
Passing Yards	Derek Carr	1,399	Passing Yards	Justin Fields	347
Passer Rating	Derek Carr	98.1	Passer Rating	Andy Dalton	83.9
Completion Percentage	Derek Carr	64.1	Completion Percentage	Andy Dalton	73.5
Rushing Yards	Peyton Barber	143	Rushing Yards	David Montgomery	309
Rushing Touchdowns	Josh Jacobs	2	Rushing Touchdowns	David Montgomery	3
Receptions	Darren Waller	24	Receptions	Darnell Mooney	17
Receiving Yards	Henry Ruggs III	297	Receiving Yards	Darnell Mooney	226
Receiving Touchdowns	D. Waller and H. Renfrow	2	Receiving Touchdowns	Allen Robinson II	1
Scrimmage Yards	Henry Ruggs III	306	Scrimmage Yards	David Montgomery	358
First Downs	Darren Waller	14	First Downs	David Montgomery	21
Tackles	Denzel Perryman	48	Tackles	Roquan Smith	40
Sacks	Solomon Thomas	2.5	Sacks	Robert Quinn	4.5
Interceptions	Trayvon Mullen Jr.	1	Interceptions	R.Smith, J. Johnson, A. Blackson	1
Forced Fumbles	Q. Jefferson, C. Nassib, S. Thomas	1	Forced Fumbles	T.Gipson, R. Quinn, E. Jackson	1
Special Teams Tackles	Four Tied	3	Special Teams Tackles	Nsimba Webster	4
Punt Return Avg.	Hunter Renfrow	7.4	Punt Return Avg.	Nsimba Webster	3.3
Kick Return Avg.	Peyton Barber	25.0	Kick Return Avg.	Khalil Herbert	26.0
Scoring/Non-Kicking	J. Jacobs, H. Renfrow, D. Waller	12	Scoring/Non-Kicking	David Montgomery	18
Scoring	Daniel Carlson	36	Scoring	Cairo Santos	22

JON GRUDEN

Jon Gruden returned as head coach of the Raiders on Jan. 9, 2018, welcoming back one of the most respected and successful coaches in the storied history of the Silver and Black. Gruden, who was first introduced as head coach of the Raiders over 20 years ago, served four seasons with the Raiders from 1998-2001.

In his third season back with the Raiders and the franchises' inaugural campaign in Las Vegas, Gruden guided the Silver and Black to an 8-8 record that included a 6-2 mark on the road. The road victory total was the most for a Raiders team since 2016 and just the fourth time in 40 years that a Raiders squad has produced that many wins on the road. Under Gruden's tutelage, Carr set a career high with 4,103 passing yards and became the first Raiders quarterback to pass for 4,000 yards in three straight seasons, all coming under Gruden's tutelage.

In addition, tight end Daren Waller broke the franchise single-season mark with 107 receptions and running back Josh Jacobs rushed for 1,065 yards to become the first Raider to eclipse the 1,000-yard mark in each of his first two seasons. Both Waller and Jacobs were rewarded with Pro Bowl bids.

The youngest head coach in the NFL at age 34 upon his initial hire by Raiders Owner Al Davis in 1998, Gruden posted a 38-26 record (.594) and led the Silver and Black to back-to-back AFC West titles in 2000 and 2001. He guided the Raiders to an AFC Championship Game appearance in 2000, a campaign in which the Raiders set a franchise record with 479 points and led the NFL in rushing (154.4 avg.).

In all, Gruden-led teams have claimed five division championships and have recorded six seasons with nine-or-more wins. As a head coach, he has seen 22 different players combine for 40 Pro Bowl selections. In addition, Rich Gannon was tabbed for the Maxwell Club's Bert Bell Award as the league's Most Valuable Player in 2000 and four players who Gruden tutored as a head coach have been enshrined in the Pro Football Hall of Fame: Jerry Rice (2010), Warren Sapp (2013), Derrick Brooks (2014) and Tim Brown (2015).

Gruden spent seven seasons as head coach of the Tampa Bay Buccaneers, finishing his time there as the winningest coach in franchise history by compiling a 57-55 (.509) regular-season record, while leading the Buccaneers to three division titles and a 3-2 mark in the postseason, including a Super Bowl XXXVII victory, becoming the youngest head coach in NFL history to win a Super Bowl.

Prior to beginning his initial tenure in Oakland, Gruden was a seven-year NFL assistant, helping his teams qualify for the playoffs five times. Gruden spent three seasons (1995-97) as offensive coordinator for the Philadelphia Eagles. He was the NFL's youngest offensive coordinator at age 31.

Before joining Philadelphia, Gruden worked for three years at Green Bay from 1992-94. He served as an offensive assistant to head coach Mike Holmgren in 1992 and spent the 1993 and 1994 seasons as Green Bay's wide receivers coach. Gruden worked as offensive assistant to head coach George Seifert with the San Francisco 49ers in 1990.

Born August 17, 1963 in Sandusky, Ohio, Gruden attended South Bend (Ind.) Clay High School and was a three-year letterman at quarterback at the University of Dayton, graduating in 1985 with a degree in communications. Gruden and his wife, Cindy, a former University of Tennessee cheerleader, have three sons, Deuce, who is in his fourth season as an assistant strength and conditioning coach for the Silver and Black, Michael and Jayson.

COACHING BACKGROUND

Years	College/Pro Team	Position
1986-87	Tennessee	Graduate Assistant
1988	Southeast Missouri St.	Passing Game Coordinator
1989	Pacific	Wide Receivers
1990	San Francisco 49ers	Offensive Assistant
1991	Pittsburgh	Wide Receivers
1992	Green Bay Packers	Offensive Assistant
1993-94	Green Bay Packers	Wide Receivers
1995-97	Philadelphia Eagles	Offensive Coordinator
1998-01	Oakland Raiders	Head Coach
2002-08	Tampa Bay Buccaneers	Head Coach
2018-19	Oakland Raiders	Head Coach
2020-21	Las Vegas Raiders	Head Coach

MATT NAGY

Matt Nagy is in his fourth season with the Chicago Bears in 2021 after being named the 16th head coach in franchise history on January 8th, 2018.

Nagy, the 2018 Associated Press and PFWA Coach of the Year, has compiled a record of 28-20 in his first three seasons as the head coach in Chicago, with one division championship and two playoff appearances. Nagy also has enjoyed success within the division, going 11-7 against the NFC North.

The Bears finished the 2020 season 8-8 and clinched their second playoff berth in three seasons. The Bears started the season 5-1, their best start to a season since 2012.

Nagy orchestrated a remarkable turnaround for the Bears in his first year in 2018, taking a 5-11 team in 2017 and transforming them into NFC North champions, capturing AP and PFWA Coach of the Year honors for his efforts. The Bears, who won nine of their last 10 that season, finished the regular season 12-4, the most wins since the 2006 NFC Championship season (13-3), and the most by a Bears head coach in their inaugural season in franchise history.

In 2017, Nagy completed his fifth and final season in Kansas City and his first as offensive coordinator. He was promoted to OC following the 2016 season after serving as co-offensive coordinator with Brad Childress. Prior to that, Nagy spent three seasons as the Chiefs QBs coach.

In 2016, Nagy helped the Chiefs to a 12-4 regular-season record, the club's first AFC West title since 2010, the No. 2 overall seed in the AFC and a first-round bye. Overall, Nagy helped the Chiefs to the postseason four times in his five seasons with the club.

Before joining the Chiefs coaching staff, Nagy spent three years on the offensive staff of the Philadelphia Eagles, serving two seasons as the franchise's offensive quality control coach (2011-12). He was promoted to that role after he served as a coaching assistant during the 2010 campaign. His initial experience with the Eagles came in 2008 and 2009 when he served as a coaching intern during Eagles training camp.

A former quarterback for the Arena Football League, Nagy played six seasons for the New York Dragons (2002), Carolina Cobras (2004), Georgia Force (2005-06) and Columbus Destroyers (2007-08).

Nagy played collegiately at Delaware, setting more than 20 career passing records at the time, including career marks for passing yards (8,214) and touchdowns (58). He ranks second for most career attempts (895) and most career completions (502) behind former Delaware star Joe Flacco. Nagy earned All-America honors as a senior for the Blue Hens after setting single-season records in attempts (379), yards (3,436) and touchdowns (29).

After graduating from Delaware with a degree in health and physical education, Nagy gained coaching experience at several local high schools, as he served as an assistant coach at Manheim Central (2001), the quarterbacks coach at Cedar Crest (2002-03) and the offensive coordinator at Palmyra Area High School (2008-09).

He and his wife, Stacey, have four sons: Brayden, Tate, Jaxon and Jett.

COACHING BACKGROUND

Years	College/Pro Team	Position
2010	Philadelphia Eagles	Coaching Assistant
2011-12	Philadelphia Eagles	Offensive Quality Control
2013-15	Kansas City Chiefs	Quarterbacks
2016	Kansas City Chiefs	Co-Offensive Coordinator
2017	Kansas City Chiefs	Offensive Coordinator
2018-21	Chicago Bears	Head Coach

WHAT TO WATCH FOR IN 2021

QB Derek Carr completing 339 passes (totaling 2,916 completions in his career) to surpass Matt Ryan for most completions in NFL history through a player's first eight seasons. Carr's 2,468 completions rank seventh in NFL history over a player's first seven seasons. Carr's 2,120 completions through his first six seasons stand as second in NFL history to Peyton Manning, while his 1,759 completions through his first five years mark an NFL record.

Carr passing for 1,705 yards to become only the fifth player in NFL history with at least 30,000 career passing yards in their first eight years in the NFL.

Carr passing for at least 300 yards in four contests to set a career-high with seven 300-yard passing games in a single season.

Carr recording 22 touchdown passes, joining Peyton Manning, Dan Marino, Russell Wilson, Brett Favre and Matt Ryan as the only quarterbacks in NFL history with at least 200 touchdown passes in their first eight years in the NFL.

Carr completing 191 passes to join Peyton Manning as the only players in NFL history with eight seasons of 300 completions in their first eight years in the NFL.

Carr passing for 1,601 yards to join Peyton Manning, Cam Newton and Russell Wilson as the only players in NFL history with at least 3,000 passing yards in each of their first eight seasons.

K Daniel Carlson recording five field goals of 50-plus yards to tie Sebastian Janikowski for most such field goals (seven) in Raiders' single-season history.

DE Maxx Crosby recording one sack to become just the eighth player in franchise history with at least 20 sacks in his first three seasons in the NFL.

Crosby recording five forced fumbles to surpass Khalil Mack (eight) for most in club history through a player's first three seasons.

RB Kenyan Drake recording his fourth-consecutive season with at least 1,000 scrimmage yards.

Drake recording at least 800 rushing yards and eight rushing touchdowns in three consecutive seasons.

RB Josh Jacobs becoming just the third player in franchise history to rush for 1,000 yards in three consecutive seasons, joining Marcus Allen (1983-85) and Mark van Eeghen (1976-78).

Jacobs rushing for 591 yards to become the franchise's leader in rushing yards (2,880) through a player's first three seasons, surpassing Hall of Famer Marcus Allen's 2,879 yards.

Jacobs recording 14 rushing touchdowns to tie Pete Banaszak (16 in 1975) for the most rushing TDs in a single season in franchise history.

Jacobs recording 12 rushing touchdowns to surpass Marcus Allen for most rushing touchdowns (33) in club history through a player's first three seasons.

Jacobs registering one multi-touchdown game on the ground to tie Marcus Allen (nine) for most such performances through a player's first three seasons in franchise history.

Jacobs registering three 100-yard rushing games to surpass Napoleon Kaufman (nine) for most such performances in club history through a player's first three seasons.

DE Yannick Ngakoue recording at least eight sacks for the sixth consecutive season.

WR Hunter Renfrow recording 43 receptions to tie Marcus Allen (170) for second-most receptions in franchise history by a player through his first three seasons in the NFL.

Renfrow recording 490 receiving yards to become just the fourth player in franchise history to register at least 2,000 receiving yards through his first three seasons with the team.

TE Darren Waller recording 501 receiving yards to tie Dave Casper (3,294) for the second-most career receiving yards by a tight end in franchise history, trailing only Todd Christensen (5,872).

Waller recording 66 receptions to become the first tight end in Raiders' history to record three seasons of 90-plus receptions and join Travis Kelce as the only tight ends with at least 90 catches in three consecutive seasons.

Waller recording 76 receptions to become the first tight end to register 100 receptions in consecutive seasons.

Waller recording 726 receiving yards to join Todd Christensen as the only tight ends in franchise history with three 1,000-yard receiving seasons.

Waller recording 826 yards to join Travis Kelce as the only tight ends with at least 1,100 in three consecutive seasons.

Waller recording 66 receptions and 726 receiving yards to join Travis Kelce as the only tight ends in NFL history to record three consecutive seasons of at least 90 receptions and 1,000 receiving yards. (Kelce: 2018-20)

Waller recording at least 100 receptions for the second time in his career, tying Travis Kelce for most such seasons by a tight end with 100-plus receptions in NFL history (Kelce: 2018 and 2020).

Waller recording 150 receiving yards in one contest to become just the seventh tight end in NFL history with three such career performances: joining Mike Ditka (three), Todd Christensen (three), Rob Gronkowski (three), Travis Kelce (three), Kellen Winslow (four) and Shannon Sharpe (six).

Waller posting at least 12 receptions in one contest to break a tie with Tim Brown (three) for the most such games in Raiders' history.

Waller recording three 100-yard receiving contests to tie Todd Christensen (14) for most such performances among tight ends in Raiders' history.

COMMITMENT TO EXCELLENCE

The Raiders — who began play in the American Football League in 1960 — finished their 62nd year of professional football competition, including the last 50 as a member of the National Football League.

In six memorable decades — the 1960s, '70s, '80s, '90s, 2000s and 2010s — the Raiders have been dominant in professional football since Al Davis first pledged in 1963 to build the finest organization in pro sports.

During these decades of dominance, the Raiders have won an AFL championship, four American Football Conference championships, and three world championships of professional football, participated in five Super Bowls, played in 14 championship games, won or tied for 17 division championships, had 22 playoff seasons, finished 36 seasons at .500 or better and played in 44 postseason games.

Pro football's dynamic organization placed first in the AFC West in 2000, 2001 and 2002 despite playing among the toughest schedules in the NFL in each of those seasons. With their appearance in Super Bowl XXXVII, the Raiders became the first NFL team to have had a season end in the Super Bowl in four different decades.

The Raiders are the only team to have been in Super Bowls in the '60s, the '70s, the '80s and the 2000s.

The Silver and Black are the only AFC team — and one of just two NFL teams (Minnesota) — to have a season that advanced to the conference championship game in the '60s, the '70s, the '80s, the '90s and the 2000s.

The Raiders are one of only three original AFL teams to have captured three world championships of professional football with Super Bowl victories. The Raiders are one of only five AFC teams to have won more than one Super Bowl since 1980.

In their five Super Bowl appearances, the Raiders have been led by four head coaches and started four quarterbacks.

With four postseason victories, the Raiders were the first of the AFC West teams to win multiple postseason contests in the new millennium by six years.

Since 1963, when Al Davis first took over the failing Oakland franchise that had struggled to win only nine of 42 league games in the initial three seasons of the new AFL and pledged to build the finest organization in sports, the Raiders have dominated professional football in terms of consistent victory. During the memorable 61 years in Oakland, Los Angeles and now Las Vegas, the Raiders won 481 league games, tied 11 and lost 440.

"Commitment to Excellence" has never been an idle phrase to those who have proudly represented the Raiders organization during the '60s, '70s, '80s, '90s and the new millennium as shown by their domination of pro football.

More than 24 of the great players who proudly wore the Silver and Black, as well as Owner-Leader Al Davis, legendary Head Coach John Madden and trailblazer Head Coach Tom Flores have been enshrined in the Pro Football Hall of Fame. The Raiders have also produced six Coaches of the Year.

In addition, 74 Pro Bowl players have earned 206 Pro Bowl selections representing the Silver and Black. In 1970, as the Raiders began their second decade of play, the merger between the AFL and NFL became a reality on the field. In the 1970 through 2012 period of interconference play, the Raiders compiled a remarkable 92-77-1 record against present National Football Conference rivals.

Another innovation came to professional football in 1970 — "Monday Night Football." The Raiders' domination of this prime-time television series has seen the Silver and Black build a 41-29-1 record in Monday night play. In the 50 years of this series, the Raiders are 18-9-0 in "Monday Night Football" games at home.

Through the decades — the '60s, '70s, '80s, '90s, 2000s and now the 2010s — the Raiders have had the greatest players, the greatest coaches, the greatest plays and participated in the greatest games in the annals of professional sports.

Challengers to Raider domination of professional football will arise as they have in the '60s, '70s, '80s, '90s and the new millennium. The Raider organization will continue to meet these challenges.



SUPER BOWL XI

SUPER BOWL XV

SUPER BOWL XVIII

GENERAL MANAGER MIKE MAYOCK



Mike Mayock was named General Manager of the Raiders on Dec. 31, 2018, becoming just the third general manager in Raiders franchise history. Mayock previously served as an Emmy-nominated analyst and draft expert for the NFL Network and handled color commentary duties in the broadcast booth for both college and NFL games before joining the Silver and Black.

Mayock applied his expertise in player evaluation once again in the 2021 early free agency period, addressing needs on defense by signing defensive end Yannick Ngakoue and defensive tackle Solomon Thomas, while adding dynamic playmakers in wide receiver John Brown and running back Kenyan Drake on offense. Mayock and Head Coach Jon Gruden were also able to retain important contributors on the Raiders roster, extending the contracts of tackle Kolton Miller and center Andre James, while re-signing defensive tackle Johnathan Hankins and linebacker Nicholas Morrow.

The 2021 NFL Draft saw the Raiders take a methodical approach that added talent and overall depth to the roster. Headlining the draft haul was Alabama All-American Alex Leatherwood in the first round, a key addition to the offensive line who is expected to start immediately at right tackle for the Silver and Black. The Raiders were then able to execute the first of two draft-day trades, moving up five spots to secure TCU safety Tre'von Moehrig with the 43rd-overall pick, adding a dynamic playmaker to the secondary. Las Vegas continued to stock the defense with back-to-back picks in the third round, selecting pass rusher Malcolm Koonce from Buffalo and linebacker Divine Deablo from Virginia Tech with the No. 79 and No. 80 picks, respectively. Continuing to add athleticism and versatility to the defense, Mayock traded up into the fourth round on the draft's third day to select Missouri safety Tyree Gillespie before nabbing Illinois cornerback Nate Hobbs in the fifth round. Pittsburgh offensive lineman Jimmy Morrissey rounded out the team's selections in the seventh round, concluding a draft in which the Raiders did not pick an offensive skill position player for the first time in franchise history.

Mayock provided his own stamp on the Raiders' roster through free agency in both 2019 and 2020, adding significant talent to increase depth and competition throughout the roster. In 2020, the Raiders signed 12 new unrestricted free agents to address needs on both sides of the ball. The linebacker corps was bolstered with the signings of Nick Kwiatkoski and Cory Littleton, while the additions of future Hall of Fame tight end Jason Witten and quarterback Marcus Mariota provided depth and leadership.

Mayock's second NFL Draft with the Silver and Black in 2020 saw the Raiders add speed, toughness and a desire for competition, identified as key "Raider traits," with seven picks through just four rounds. Roster needs at wide receiver and cornerback were addressed early, as explosive Alabama wide receiver Henry Ruggs III, the fastest player in the draft, and versatile Ohio State cornerback Damon Arnette were taken in the first round. Without a second-round pick, Mayock used two of three third-round selections to nab South Carolina wide receiver Bryan Edwards and Clemson linebacker Tanner Muse. On the draft's third day, Mayock used a second draft-day trade to move up and select Clemson guard John Simpson, the fifth player plucked from "Death Valley" by the Raiders in two years, before rounding out the class by drafting Louisiana Tech cornerback Amik Robertson later in the fourth round.

In his first NFL Draft at the helm, Mayock and Gruden used four picks among the top-40 players selected to assemble a group of "foundational" standouts. The Raiders selected defensive lineman Clelin Ferrell from Clemson with the fourth-overall pick before adding Alabama running back Josh Jacobs and Mississippi State safety Johnathan Abram with late first-round selections. Mayock executed two trades on the draft's second day to move back to the 40th-overall spot, selecting Clemson defensive back Trayvon Mullen and netting additional fourth and fifth-round picks. The Raiders were involved in five draft-day trades in total, trading up in the fifth round to pick Clemson wide receiver Hunter Renfrow, helping complete a draft haul that earned plaudits from around the NFL.

In addition, five rookie free agents who signed with the Silver and Black immediately after the draft spent significant time on the active roster during the 2019 season, including fullback Alec Ingold, who was selected as Pro Bowl alternate, and punter A.J. Cole, who placed 33 punts inside the 20-yard line, tied for the third-most in Raiders history.

The Raiders' 2019 rookie class registered as one of the most immediately impactful in team history, producing the PFWA Offensive Rookie of the Year Award winner in Jacobs, while rookie defensive end Maxx Crosby, a fourth-round selection, finished the year as an AP Defensive Rookie of the Year finalist. As a whole, the 2019 draft class led the NFL in sacks (14.5), touchdowns from scrimmage (17), rushing yards (1,167), rushing touchdowns (seven), rushing first downs (60) and yards after catch (676), while finishing second in receptions (107), receiving yards (1,112) and first-down receptions (62).

Prior to assembling talent for the Raiders, Mayock's NFL Draft analysis had been one of the most respected voices among media, NFL front office personnel and team scouting departments. His expertise featured within the NFL Network's extensive coverage of the NFL Draft, including the show "Path To The Draft," as well as the network's exclusive coverage of the NFL Scouting Combine and the Reese's Senior Bowl.

Outside of the studio, Mayock served as the television analyst for the Philadelphia Eagles' preseason games since 2015. He also served as a game analyst for NFL Network's broadcasts of the Senior Bowl and East-West all-star game, as well as preseason analyst for the Minnesota Vikings for several seasons.

In 2010, Mayock became the color commentator for NBC's coverage of Notre Dame football, teaming with play-by-play announcer Tom Hammond. In January 2011, he teamed with Hammond to call NBC's broadcast of the NFC Wild Card playoff game between the New Orleans Saints and the Seattle Seahawks. The following year, he called an AFC Wild Card contest featuring the Cincinnati Bengals and the Houston Texans.

Mayock teamed with Brad Nessler to call the NFL Network's Thursday Night Football package from 2011-2013.

Prior to joining NFL Network, Mayock served as a college football analyst for ABC Sports (2001-03), Fox Sports Net (2000), and CBS Sports (1996-99). He also covered the NCAA Men's Basketball Tournament as a reporter for CBS (1997-99). From 1993-95, Mayock worked on ESPN's coverage of the Canadian Football League.

A 10th-round pick in the 1981 NFL Draft by the Pittsburgh Steelers, Mayock then played for the New York Giants from 1982-83. He is a member of the Boston College Hall of Fame, where he captained both the football and baseball teams. Mayock graduated from Boston College in 1980.

Mayock and his wife Amanda have four children (Leigh, Michael, Mackenzie and Jack).



RECAPPING MAYOCK'S FIRST THREE DRAFTS

2021 DRAFT CLASS

Round	Round Pick	Overall Pick	Position	Player	School
1	17	17	T	Alex Leatherwood	Alabama
2	11	43#	S	Trevon Moehrig	TCU
3	16	79^	DE	Malcolm Koonce	Buffalo
3	17	80	LB	Divine Deablo	Virginia Tech
4	38	143\$	S	Tyree Gillespie	Missouri
5	23	167*	CB	Nate Hobbs	Illinois
7	2	230#	C	Jimmy Morrissey	Pittsburgh

\$ Acquired the 143rd overall selection (**S Tyree Gillespie**) in the 2021 NFL Draft from New York Jets in exchange for 162nd overall selection (**traded to Kansas City - TE Noah Gray**) and 200th overall selection (**DB Brandin Echols**) in the 2021 NFL Draft on May 1, 2021.

Acquired the 43rd overall selection (**S Tre'von Moehrig**) and the 230th overall selection (**C Jimmy Morrissey**) in the 2021 NFL draft from San Francisco in exchange for the 48th overall selection (**OL Aaron Banks**) and 121st overall selection (**traded to Jaguars - LB Jordan Smith**) in the 2021 NFL Draft on April 30, 2021.

* Acquired the 167th overall selection (**CB Nate Hobbs**) in the 2021 NFL Draft from Seattle in exchange for **G Gabe Jackson** on March 20, 2021.

^ Acquired 79th overall selection (**DE Malcolm Koonce**) in the 2021 NFL Draft from Arizona in exchange for **C Rodney Hudson** and the 244th overall selection (**traded to Miami - RB Gerrid Doaks**) in the 2021 NFL Draft on March 19, 2021.

2020 DRAFT CLASS

Round	Round Pick	Overall Pick	Position	Player	School
1	12	12	WR	Henry Ruggs III	Alabama
1	19	19^	CB	Damon Arnette	Ohio State
3	16	80	RB	Lynn Bowden Jr.	Kentucky
3	17	81^	WR	Bryan Edwards	South Carolina
3	36	100+	LB	Tanner Muse	Clemson
4	3	109*	G	John Simpson	Clemson
4	33	139+	CB	Amik Robertson	Louisiana Tech

^ Acquired 19th overall selection (**CB Damon Arnette**) and 81st (**WR Bryan Edwards**) overall selection in the 2020 NFL Draft, in addition to the 24th overall selection (eventually became **RB Josh Jacobs**) and 196th overall selection in the 2019 NFL Draft (later traded to New York Jets, eventually became **CB Blessuan Austin**) from Chicago in exchange for DE Khalil Mack and 2020 43rd (eventually became **TE Cole Kmet**) and 226th (**G Arlington Hambricht**) overall selections on Sept. 1, 2018.

+ Acquired 100th (**LB Tanner Muse**), 139th (**CB Amik Robertson**) and 172nd overall selections in the 2020 NFL Draft from the New England Patriots in exchange for the 91st (originally acquired from Seattle through Houston in exchange for **CB Gareon Conley** on Oct. 20, 2019 and eventually became **TE Devin Asiasi**) and 159th (eventually became **K Justin Rohrwasser**) overall selections.

* Acquired 109th overall selection (**G John Simpson**) in the 2020 NFL Draft from the Detroit Lions in exchange for the 121st (eventually became **G Logan Stenberg**) and 172nd (eventually became **RB Jason Huntley**) overall selections.

2019 DRAFT CLASS

Round	Round Pick	Overall Pick	Position	Player	School
1	4	4	DE	Clelin Ferrell	Clemson
1	24	24^	RB	Josh Jacobs	Alabama
1	27	27%	S	Johnathan Abram	Mississippi State
2	8	40\$	CB	Trayvon Mullen	Clemson
4	4	106	DE	Maxx Crosby	Eastern Michigan
4	27	129%	CB	Isaiah Johnson	Houston
4	35	137&	TE	Foster Moreau	LSU
5	11	149#	WR	Hunter Renfrow	Clemson
7	16	230&	DE	Quinton Bell	Prairie View A&M

^ Acquired 24th overall selection (**RB Josh Jacobs**) and 196th overall selection (later traded to New York Jets), in addition to 2020 first- and third-round selections from Chicago in exchange for **DE Khalil Mack** and 2020 second- and conditional fifth-round selection on Sept. 1, 2018.

% Acquired 27th overall selection (**S Johnathan Abram**) from Dallas in exchange for **WR Amari Cooper** on Oct. 22, 2018.

\$ Acquired 40th overall selection (**CB Trayvon Mullen**) and 158th overall selection from Buffalo in exchange for 38th overall selection (eventually became **T Cody Ford**), acquired from Jacksonville along with 109th overall selection in exchange for 35th overall selection (eventually became **T Jawaan Taylor**), 140th overall selection (eventually became **RB Ryquell Armstead**) and 235th overall selection (eventually became **DT Dontavious Russell**).

% Acquired 129th overall selection (**CB Isaiah Johnson**) and 135th overall selection from Indianapolis in exchange for 109th overall selection (eventually became **S Khari Willis**).

& Acquired 137th overall selection (**TE Foster Moreau**) and 230th overall selection (**DE Quinton Bell**) from Atlanta in exchange for 135th overall selection (eventually became **DE John Charleston**).

Acquired 149th overall selection (**WR Hunter Renfrow**) from Cincinnati in exchange for 158th overall selection (eventually became **CB Michael Jackson**) and 218th overall selection (eventually became **RB Mike Weber**).

COACH GRUDEN QUICK HITS

- The Raiders ranked in the top-seven in total offense in three of Gruden's first four seasons in Oakland, including the top-three in rushing twice and the top-seven in passing once. Defensively, Gruden's units twice ranked among the league's top-10 in total defense, including the fifth-overall rush defense in 2000 and two top-nine finishes in passing defense.

---- DIVISION TITLES ----

TEAM	YEAR	RECORD
Oakland	2000	12-4
Oakland	2001	10-6
Tampa Bay	2002	12-4
Tampa Bay	2005	11-5
Tampa Bay	2007	9-7

- As a head coach, he has seen 26 different players combine for 44 Pro Bowl selections. He has also coached recipients of the Associated Press' Defensive Rookie of the Year (Charles Woodson - 1998), Defensive Player of the Year (Derrick Brooks - 2002) and Offensive Rookie of the Year (Carnell "Cadillac" Williams - 2005) Awards. Additionally, Rich Gannon was tabbed for the Maxwell Club's Bert Bell Award as the league's Most Valuable Player in 2000.
- Under Gruden, Tampa Bay posted three top-15 finishes in passing offense and boasted five top-five defenses, including the league's overall leader in defense in both 2002 (252.8 avg.) and 2005 (277.8 avg.).

GRUDEN VS. '21 OPPONENTS

Raiders **Head Coach Jon Gruden** enters the fourth season of his second stint at the helm of the Silver and Black, bringing a 117-111 career regular season record over 15 seasons. In his first four seasons with the Raiders from 1998-2001, Gruden posted a 38-26 record with two postseason appearances before recording a 57-55 record with the Buccaneers from 2002-08. Over his career, Gruden has posted a .500 record or better against nine of the Raiders' 2021 opponents.

AFC West:

Denver Broncos: 5-11
Kansas City Chiefs: 8-8
Los Angeles Chargers: 10-7

AFC North:

Baltimore Ravens: 2-4
Cincinnati Bengals: 5-1
Cleveland Browns: 4-0
Pittsburgh Steelers: 2-3

AFC South:

Indianapolis Colts: 3-4

AFC East:

Miami Dolphins: 2-5

NFC East:

Dallas Cowboys: 3-2
New York Giants: 3-1
Philadelphia Eagles: 3-1
Washington Football Team: 4-2

NFC North:

Chicago Bears: 6-2



GRUDEN BY THE NUMBERS

.513 regular season winning percentage as a head coach (117-111).

.588 winning percentage at home as a head coach with a 67-47 mark.

60-56 regular season record as head coach of the Raiders.

2 times (2000, 2002) Gruden has taken his team to the conference championship.

3 times his defensive units have led the NFL in passing defense: 2002 (155.6 avg.) 2004 (161.2 avg.) and 2007 (170.5 avg.).

5 times a Gruden-led team has appeared in the postseason following a division championship: 2000, 2001, 2002, 2005, 2007.

6 times he has coached his team to a season of nine victories or more, including four seasons where his club has earned double-digit wins.

8 seasons where his team has concluded the year with a positive turnover differential.

40 occurrences where the quarterback of Gruden's team has passed for at least 300 yards in a single contest.

246 interceptions recorded by Gruden's defenses in his 227 regular season games as head coach.

19 times his teams have held opponents to three points or less, including six contests that saw his team shutout the opponent.

13 takeaways were recorded by his club during the 2002 playoffs. No team has recorded more takeaways in a single postseason dating back to 2000. An incredible 41 points were generated from the 13 forced turnovers.

1 Super Bowl title with the Tampa Bay Buccaneers in Super bowl XXXVII.



2021 KEY ACQUISITIONS

RB KENYAN DRAKE



NFL Exp.: 6
Previous Team: Arizona Cardinals

CAREER:

Career totals include 81 appearances with 39 starts, compiling 717 rushing attempts for 3,176 yards (4.4 avg.) and 27 TDs, while also tallying 182 receptions for 1,382 yards and an additional six scores...Has returned 31 kickoffs for 772 yards (24.9 avg.), including one returned 96 yards for a TD.

AT A GLANCE:

- In 2020, registered his third-career season with 1,000-plus scrimmage yards including a team-high 955 rushing yards for the NFL's sixth-ranked offense and seventh-ranked rushing attack in 2020.
- Tallied a career-high 10 rushing TDs and joined QB Kyler Murray (11) to form the first QB/RB duo with 10-plus rushing TDs each in a season, marking just the second time in NFL history the feat has been accomplished.
- In 2019, led the Cardinals in rushing yards (643) and rushing TDs (eight) in eight games after being acquired in a Week 9 trade.
- Scored four rushing TDs against Cleveland on Dec. 15, 2019, becoming the fifth Cardinal to score four-or-more rushing TDs in a game in team history en route to earning FedEx Ground Player of the Week honors.
- Recorded a career-high 53 receptions for 477 yards and five TDs in 2018.
- Scored on a 52-yard double-lateral as time expired in the fourth quarter to give the Dolphins a 34-33 win over the Patriots in what was dubbed "The Miami Miracle" on Dec. 9, 2018.

CB CASEY HAYWARD JR.



NFL Exp.: 10
Previous Team: Los Angeles Chargers

CAREER:

Career totals include 133 appearances with 99 starts over his first 10 seasons in the NFL, recording 381 tackles (320 solo), 23 INTs, including two returned for TDs, 102 passes defended, two forced fumbles and four fumble recoveries...In eight postseason contests with four starts, has tallied 26 stops (22) and four passes defended.

AT A GLANCE:

- Since 2012, ranks sixth in the NFL in passes defended (102) and is tied for 10th in INTs (23).
- Played in 107 consecutive games to mark an NFL record among cornerbacks, while also starting in 70 consecutive contests prior to being inactive in Week 12 of the 2020 season.
- Selected to the Pro Bowl twice (2016-17) and is a two-time second-team All-Pro selection by The Associated Press (2016-17).
- Led the NFL with a career-high seven INTs in 2016, including one returned for a TD, while adding 20 passes defended en route to his first Pro Bowl, a second-team All-Pro honor and garnering AFC Defensive Player of the Month for November.
- As a rookie in 2012, he was named to the All-Rookie Team by the Professional Football Writers of America and garnered Defensive Rookie of the Month honors for October.

DT QUINTON JEFFERSON



NFL Exp.: 6
Previous Team: Buffalo Bills

CAREER:

Has appeared in 59 contests and made 29 starts, compiling 92 tackles (53 solo), 11.5 sacks, two forced fumbles, three fumble recoveries and six passes defended...In postseason action, has appeared in six contests between the Seahawks and Bills, totaling nine stops (four) and two sacks.

AT A GLANCE:

- Played in 16 contests for the second time in his career while making three starts for the Bills in 2020, totaling totaled 23 tackles (14), three sacks, one pass defended, one forced fumble and one fumble recovery.
- Appeared in 39 games over his four seasons with the Seahawks, making 24 starts and totaling 59 tackles, 7.5 sacks, five passes defended and two fumble recoveries from 2016-19.
- In 2019, posted career highs in tackles (26), sacks (3.5) and passes defended (three), while also registering one fumble recovery.

LB DENZEL PERRYMAN



NFL Exp.: 7
Previous Team: Los Angeles Chargers

CAREER:

Has appeared in 73 games with 55 starts, totaling 390 tackles (273 solo), five sacks, three INTs, six passes defended, three forced fumbles and two fumble recoveries.

AT A GLANCE:

- In 2020, played in 13 games with six starts, compiling 48 tackles (25), one sack, one pass defended and one forced fumble.
- In 2016, he led the team with a career-high 71 tackles and added two sacks, one INT and two passes defended.

2021 KEY ACQUISITIONS

DE YANNICK NGAKE



NFL Exp.: 6
Previous Team: Baltimore Ravens

CAREER:

Career totals include 82 appearances with 74 starts, compiling 152 tackles (131 solo), 45.5 sacks, two INTs including one returned for a TD, 11 passes defended, 18 forced fumbles and three fumble recoveries...Postseason totals include five

games played with four starts, totaling four tackles, one sack, one pass defended and one forced fumble.

AT A GLANCE:

- Is one of four players since 1982 (when sacks became an official stat) to begin his career with five consecutive season eight-plus sack seasons.
- Ranks tied for fourth in the NFL with 18 forced fumbles since 2016.
- In 2020, appeared in 15 contests (six with Min. and nine with Bal.) and made eight starts, totaling 23 tackles, eight sacks, one pass defended and four forced fumbles.
- Started in all 15 games in which he appeared in 2019, amassing a career-high 41 tackles (36) and adding eight sacks, six passes defended, four forced fumbles and one fumble recovery.
- Started in all 16 contests in 2018 and posted the second-most sacks in his career, tallying 9.5 and a team-high 33 quarterback hits.
- Set career highs in 2017 when compiling 12 sacks, a league-high six forced fumbles and two fumbles recoveries en route to his first career Pro Bowl nod.
- His 37.5 career sacks with the Jacksonville Jaguars ranks second in franchise history.
- Ranks tied for first in Jaguars history with eight multi-sack contests.
- Holds the Jaguars rookie record for most sacks in a single season (eight).

LB K.J. WRIGHT



NFL Exp.: 11
Previous Team: Seattle Seahawks

CAREER:

Career totals include 148 contests with 140 starts, totaling 943 tackles (591 solo), 67 tackles for loss, 13.5 sacks, six INTs, 54 passes defended, 11 forced fumbles and nine fumble recoveries.

In postseason action, Wright has played in 15 games with 14 starts and tallied 109 tackles (65), two sacks, six tackles for loss, one INT and four passes defended.

AT A GLANCE:

- Since entering the league in 2011, he has registered five 100-plus tackle seasons, including a career-best 132 tackles in 2019.
- His 934 career tackles rank third-most in Seahawks' history and third-most among all active linebackers in the NFL, while his five seasons of 100-or-more tackles rank as the second-most such seasons in club history.
- His 54 passes defended since 2011 rank fourth-most among all NFL linebackers during that span.
- Named a Pro Bowler in 2016 after starting all 16 games and recording 126 tackles (72), four sacks and five passes defended.
- In 2013, he helped lead the Seahawks to a victory in Super Bowl XLVIII by recording seven tackles (five) in the championship game.

WR WILLIE SNEAD IV



NFL Exp.: 7
Previous Team: Baltimore Ravens

CAREER:

Career totals include 90 games played with 48 starts, totaling 277 receptions for 3,422 yards with 16 TDs...Also appeared in six postseason contests, recording 19 receptions for 165 yards.

AT A GLANCE:

- Recorded a career-high five TDs, adding 31 receptions for 339 yards to Baltimore produce the league's No. 1 scoring offense (33.2 ppg) in 2019.
- In 2015, ranked second among rookies in receptions (69) and receiving yards (984).

DT SOLOMON THOMAS



NFL Exp.: 5
Previous Team: San Francisco 49ers

CAREER:

Has appeared in 52 contests with 30 starts, totaling 103 tackles (76 solo), 17 tackles for loss, 8.5 sacks, two passes defended, one forced fumble and one fumble recovery...In three career postseason ap-

pearances, has recorded four tackles and one sack.

AT A GLANCE:

- In 2019, played in all 16 games for the second time in his career, totaling 21 stops (15) and two sacks during the regular season, while adding four tackles and one sack in three postseason contests en route to helping the 49ers reach Super Bowl LIV.
- Appeared in 14 games and made 12 starts as a rookie in 2017, while registering career highs in tackles (41) and sacks (three).

RAIDERS IN THE COMMUNITY / INTERESTING FACTS

5 JOHNATHAN ABRAM

- Teamed up with Health Plan of Nevada to host a night of fun for kids of Big Brothers Big Sisters of Southern NV to pass out free 170 pairs of athletic shoes to promote active and healthy lifestyles.

QB DEREK CARR

- His brother, David Carr, was a former No. 1 overall pick of the Houston Texans and the two brothers started a training facility in Bakersfield, CA together called Carr Elite in 2014.
- Carr and his wife, Heather, have established DC4KIDS in 2016, a campaign intended to fund the most immediate needs of patients at Valley Children's Hospital in Madera, CA.

RB KENYAN DRAKE

- Visited Mexico in 2018 and Brazil in 2019 as a Smile Train ambassador to help create new smiles for children with untreated clefts in the developing world. He also hosted the second annual Smile Train Family Fun Day to raise awareness and funds for the program.
- Started his own clothing line with all proceeds going to Smile Train.
- While growing up in the Atlanta area, Drake often participated in after school programs hosted by Boys and Girls Clubs, and now, he regularly visits local Boys and Girls Clubs to mentor children. During the 2017 season, Drake was named the Week 16 NFLPA Community MVP for providing a night of holiday food and fun for 125 kids at a Boys and Girls Club in Broward County, Fla.

DE CLELIN FERRELL

- Partnered with Levar Stoney, Mayor of City of Richmond, Va., to donate \$100,000 to the Family Crisis Fund and the Eviction Diversion Program in 2020.

FB ALEC INGOLD

- Nominated by the Raiders for the Walter Payton NFL Man of the Year Award in 2020.
- Partnered with Junior Achievement Southern Nevada to bring 8th-12th grade students a Virtual Money Mini Camp in an attempt at reducing the wage gap by enhancing financial literacy and professional development in underprivileged high schools.
- Partnered with @AdoptUSKids to help raise awareness about the need for more foster and adoptive families for children and youth.
- Is involved with several campaigns including Adoption Month and a Las Vegas television station series which features local children seeking fostering or adoption. Also working with the Clark County Department of Family Services on social media postings to raise awareness for their foster and adoption programs.
- Started a motivational series titled "Mindset Monday" on Instagram.
- Joined Special Olympics athletes from Nevada and California as they participated in "Virtual Fall Sports & Fitness".
- Served and shared nutritious meals with first and second grade students at Jack Dailey Elementary, a Title I school in Las Vegas, highlighting the importance of fueling up for a successful school day.

RB JOSH JACOBS

- Hosted his first annual 'Josh Jacobs Youth Football Camp' in July 2021 with 350 local kids in attendance in Las Vegas.
- Teamed up with FedEx and BlessinBackpack in 2020 to help deliver food to elementary school kids in the Las Vegas area.
- Partnered with Luuf to provide mattresses for youths in homeless shelters, foster care and transitional housing situations. They distributed \$100,000 in youth mattresses in 2020.
- Partnered with Clark County Nevada to provide 42,000 Nevada kindergarten kids with child ID kits in October 2019.

DT QUINTON JEFFERSON

- Working with Seattle artist Kendall Roque, Jefferson wears a new pair of specially designed cleats to wear pregame during every game of the season. He also has a collection of over 500 sneakers.

QB MARCUS MARIOTA

- His @MM8Foundation provided 3,000 meals to homeless shelters across Oahu, Hawaii for the holidays and donated 500 pounds of food to the humane society and SPCA to help dogs.
- His Motiv8 foundation helped distribute 1,000 meals a day at Kauluwe-la and Palolo Elementary Schools while schools were shut down due to COVID-19, starting on Monday, March 30 through the end of the school year on May 29.
- In 2016, Mariota launched his Motiv8 Foundation, which serves the communities of Middle Tennessee, Eugene and Honolulu. The Motiv8 Foundation aims to create and support economic and educational programs and athletic activities to provide an alternative outlet for youth of troubled neighborhoods and backgrounds.

TE DARREN WALLER

- Hosted his second annual 'Beyond the Wall' fundraising gala on Sept. 27, 2021 with proceeds from the event benefiting The Darren Waller Foundation and its mission to support youth in avoiding and overcoming addiction to drugs and alcohol.
- Met with the first three recipients of his Against The Wall grant that pays for 30-day intensive inpatient substance abuse treatment for youth addicts.
- Launched the Darren Waller Foundation in March 2020 with the purpose to equip youth to avoid and overcome addiction to drugs and alcohol and support youth and their families during their recovery and treatment journey.
- Partnered with Emergent BioSolutions in a new opioid awareness campaign to shine a spotlight on the overdose crisis. The campaign, called Reverse the Silence, debuted on July 26 and features an unbranded website, plus nationwide television and radio spots that aim to address the stigma surrounding opioid overdoses, which are often accidental.
- Hosted 100 children grades 3-8 from the Las Vegas area for his youth football camp in July of 2021.
- In 2021, Waller headlined 'A Concert to Shine On' brought to life by Darren's passion for music and equipping youth to avoid and overcome addiction to drugs and alcohol. The event included live auction before the concert started.
- Released his second album Wall Street in September of 2019 and in May 2020, released the music video for his song, "Profits", which is the second song to receive a music video from his album — "SHSW".
- His great-grandfather was famed jazz pianist Fats Waller.

TEAM EFFORT

- The organization kicked off 2020 pledging \$500,000 that eliminated school lunch and breakfast debt for all qualifying school districts and charter schools enrolled in the National School Lunch and Breakfast Program in Nevada. Throughout the season the team also launched a voter education and registration platform, and encouraged completion of the 2020 Census to shape Nevada's future.
- The Las Vegas Raiders organization, players and coaches contributed over \$1.35 million worth of financial donations, personal protective equipment and meals to help Southern Nevada in the face of the COVID-19 pandemic. A total of 545,500 meals were provided for the community as a direct result of the team's contributions.
- Las Vegas Raiders Head Coach Jon Gruden and Raiders players established a charitable platform called The All For You Crew focused on addressing social injustices by supporting first responders, education and youth programming.

<https://www.raiders.com/community/>

PRO BOWL RAIDERS

RB JOSH JACOBS AND TE DARREN WALLER NAMED TO 2020 PRO BOWL

Josh Jacobs earned his first selection to the annual All-Star game after becoming the team's all-time rushing leaders through a player's first two seasons (2,215 yards). In 2020, Jacobs ranked third in rushing attempts (273), eighth in rushing yards (1,1065) and tied for fourth in rushing touchdowns (12). The second-year rusher logged at least two touchdowns in four contests this season, including a three-touchdown performance in Week 1, tied for second-most in a single game this season. His three touchdowns tied a single-game franchise record, as he became just the second player in NFL history with at least two rushing touchdowns in Week 1 of both their rookie season and second season. Jacobs became the first running back in the storied history of the Raiders to rush for 1,000 yards in each of his first two seasons. He joined Marcus Allen and Mark van Eeghen as the only running backs in club lore to surpass the 1000-yard mark in multiple seasons.

Darren Waller also earned his first selection to the Pro Bowl after one of the greatest seasons by a player in Raiders lore, breaking Hall of Famer Tim Brown's record for most receptions in a single season by posting 107 in 2020. Waller became just the sixth tight end in league history to surpass 100 catches in a season, as he also posted a career-high 1,196 receiving yards and nine touchdown receptions. Waller hauled in at least five passes in an incredible 13 games this season, finishing fourth overall in the NFL in total catches. He also surpassed 100 receiving yards in five contests, giving him 10 total since the beginning of 2019, the most in the NFL among all tight ends. Among Waller's exceptional highlights this year includes one of the best performances from a tight end in NFL history, as he hauled in 13 passes for 200 yards and two receiving touchdowns in Week 13. Waller joined Hall of Famer Shannon Sharpe (2002) as the only tight ends in league annals to post at least 10 receptions, 200 yards and two touchdowns in a single game. Just two weeks later in Week 15, Waller posted another nine receptions for 150 yards and a touchdown, surpassing the 150-yard barrier for the second time in three games. The only other tight ends to log 150 receiving yards two times in a single season are Sharpe, Hall of Famer Kellen Winslow and Christensen. With 425 receiving yards in the last three weeks, Waller surpassed Sharpe's (1996) and Jimmy Graham's (2013) previous record (413 yards) for most yards by a tight end in a three-game span in NFL history.



WINNING WAYS

The Raiders are among the elite teams in NFL history, ranking among the top teams from 1963-2021 in winning percentage of teams playing at least 500 games. The Raiders rank eighth with a .538 percentage since Al Davis was named head coach and general manager in 1963.

NFL WINNING PERCENTAGE 1963-2021 (MIN. 500 GAMES)


Rank	Team	W	L	T	Pct.
1.	Dallas Cowboys	520	371	3	.584
2.	Pittsburgh Steelers	513	372	9	.579
3.	New England Patriots	497	390	7	.560
4.	Green Bay Packers	492	387	15	.559
5.	Minnesota Vikings	491	393	10	.555
6.	Miami Dolphins	468	380	4	.552
7.	Denver Broncos	477	408	9	.539
8.	Las Vegas Raiders	475	408	11	.538
9.	Kansas City Chiefs	472	410	12	.535
10.	Indianapolis Colts	473	415	6	.533

ROAD WARRIORS

The Raiders are among the top-performing road teams in NFL history. The Silver and Black rank sixth since 1963 with a .478 winning percentage in games away from home.

TOP ROAD RECORDS 1963-2021 (MIN. 300 GAMES)

Rank	Team	W	L	T	Pct.
1.	Dallas Cowboys	229	217	1	.513
2.	Indianapolis Colts	218	226	2	.491
3.	New England Patriots	217	228	2	.488
4.	Pittsburgh Steelers	214	228	5	.484
5.	San Francisco 49ers	213	231	3	.480
6.	Las Vegas Raiders	210	229	8	.478
7.	Miami Dolphins	201	225	1	.472
8.	Green Bay Packers	204	236	7	.464
9.	Los Angeles Rams	204	237	5	.463
10.	Minnesota Vikings	203	236	7	.463



TEAM NOTES

CARR AT THE HELM



QB Derek Carr was named the Raiders' starting QB heading into the 2014 season, becoming the first rookie QB in team history to start in Week 1. In 2016, he became the first QB in franchise history to throw for 3,000 yards in each of his first three seasons and led seven fourth-quarter comebacks en route to winning the NFL's Castrol Edge Clutch Performer of the Year award. In 2018, Carr set a new franchise mark for most consecutive pass attempts without an interception (332), while also setting an NFL record for most completions (1,759) through a player's first five years in the NFL. In 2019, Carr became the first quarterback in franchise history to pass for 4,000 yards in multiple seasons, while also setting a new franchise record for completion percentage (70.4 percent). Through Year 7, Carr became just the 27th player in club history to record 100 starts and holds the franchise record for touchdown passes and passing yards, while setting the NFL record for most fourth quarter comebacks (21) through a player's first seven seasons in the league. In 2020, Carr completed 348-of-517 passes for a career-high 4,103 yards, 7.9 yards per attempt and the second-best passer rating (101.4) in club history, while also joining Peyton Manning as the only players in NFL history to complete 300 passes in each of their first seven seasons.

----- DEREK CARR CAREER STATISTICS -----

Year	GP/GS	W-L	Cmp.	Att.	%	Yards	TDs	INTs	Rtg.
2014	16/16	3-13	348	599	58.1	3,270	21	12	76.6
2015	16/16	7-9	350	573	61.1	3,987	32	13	91.1
2016	15/15	12-3	357	560	63.8	3,937	28	6	96.7
2017	15/15	6-9	323	515	62.7	3,496	22	13	86.4
2018	16/16	4-12	381	553	68.9	4,049	19	10	93.9
2019	16/16	7-9	361	513	70.4	4,054	21	8	100.8
2020	16/16	8-8	348	517	67.3	4,103	27	9	101.4
2021	4/4	3-1	109	170	64.1	1,399	8	3	98.1
Career	114/114	50-64	2,577	4,000	64.4	28,295	178	74	92.4

ALL-TIME TOUCHDOWN LEADER

In just his seventh year and in Week 4 against the Buffalo Bills in 2020, **QB Derek Carr** broke legendary Raiders QB Ken Stabler's record of 150 touchdown passes as a Raider.

----- TOUCHDOWN PASSES AS A RAIDER -----

Rank	Player	Pass TDs
1.	Derek Carr	178
2.	Ken Stabler	150
3.	Daryle Lamonica	148
4.	Rich Gannon	114
5.	Tom Flores	92

MULTI-TD GAMES

In Week 9 against the Los Angeles Chargers in 2020, **QB Derek Carr** surpassed Daryle Lamonica for most games with at least two touchdown passes as a Raider, as he recorded his 47th such game.

----- RAIDERS QBs WITH MULTI-TD PASSES IN A CONTEST -----

Rank	Player	Games
1.	Derek Carr	55
2.	Daryle Lamonica	46
3.	Ken Stabler	42
4.	Rich Gannon	34
5.	Tom Flores	29

AFC OFFENSIVE PLAYER OF THE MONTH

This is the first time Carr has been named Player of the Month in his eight-year NFL career.

Stat line: Completed 88-of-136 passes for 1,203 yards (64.7 percent) with six touchdowns against two interceptions for a passer rating of 101.4.

- His 1,203 passing yards ranked first in the NFL during the month of September.
- Became only the fourth player with at least 1,200 passing yards through his team's first three games of a season in NFL history, joining Ryan Fitzpatrick (2018), Kurt Warner (2,000) and Tom Brady (2011).
- Recorded at least 350 passing yards and two touchdowns in each of his team's first three games of the season.
- His 88 passing completions ranked tied for first in the AFC during the month of September.
- His six passing touchdowns rank tied for fourth in the AFC during the month of September.
- His 101.4 passer rating ranked fifth in the AFC during the month of September.
- His 52 first down completions rank tied for first in the AFC during the month of September.

FRANCHISE RECORD

In 2019, he cemented himself as the club's all-time passing yards leader, breaking the record held by Hall of Fame QB Ken Stabler since 1979. Carr became just the 15th quarterback in NFL history to surpass 19,000 passing yards in 80 career games or less, as his 19,196 yards ranked 12th through a player's first 80 career contests. A look below shows the club's top-5 passing leaders in franchise history. He surpassed the 20,000-yard barrier in his 84th game and surpassed 25,000 yards in his 104th game, the 12-fewest games to 25,000 yards in NFL history.

----- PASSING YARDS AS A RAIDER -----

Rank	Player	Passing Yards	Career Games
1.	Derek Carr	28,295	113
2.	Ken Stabler	19,078	130
3.	Rich Gannon	17,585	74
4.	Daryle Lamonica	16,655	95
5.	Jim Plunkett	12,665	70



300-YARD GAMES

Carr has eclipsed the 300-yard mark 28 times so far in his career. The Raiders are 18-10 when Carr reaches the 300-yard milestone, and 4-0 when Carr surpasses the 400-yard barrier. In 2020, Carr tied a career high with six 300-yard passing games, a mark he previously hit in his second year in 2015.

----- CARR'S 300-YARD PASSING GAMES -----

Date	Opp.	Yards	Att./Cmp.	TDs	Passer Rtg.	Result
10/30/16	at TB	513	40/59	4	117.4	W, 30-24 (OT)
9/30/18	Cle	437	35/58	4	92.4	W, 45-42 (OT)
9/13/21	Bal.	435	34/56	2	89.5	W, 33-27 (OT)
10/19/17	KC	417	29/52	3	101.2	W, 31-30
12/29/19	at Den.	391	29/46	1	97.3	L, 15-16
9/26/21	Mia.	386	26/43	2	95.7	W, 31-28 (OT)
9/19/21	at Pit.	382	28/37	2	126.2	W, 26-17
12/6/20	at NYJ	381	28/47	3	97.9	W, 31-28
1/3/21	at Den.	371	24/38	2	91.0	W, 32-31
9/20/15	Bal.	351	30/46	3	100.9	W, 37-33
10/11/20	at KC	347	22/31	3	126.7	W, 40-32
9/23/18	at Mia.	345	27/39	1	83.8	L, 20-27
12/26/20	Mia.	336	21/34	1	104.5	L, 25-26
11/1/15	NYJ	333	23/36	4	130.9	W, 34-20
11/29/15	at Ten.	330	24/37	3	120.3	W, 24-21
10/26/14	at Cle.	328	34/54	1	86.0	L, 13-23
12/9/18	Pit.	322	25/34	2	122.4	W, 24-21
9/11/16	at NO	319	24/38	1	98.5	W, 35-34
10/9/16	SD	317	25/40	2	93.4	W, 34-31
12/13/20	Ind.	316	31/45	2	85.0	L, 27-44
11/27/16	Car.	315	26/38	2	100.2	W, 35-32
9/27/15	at Cle.	314	20/32	2	115.9	W, 27-20
10/29/17	at Buf.	313	31/49	1	71.2	L, 14-34
10/4/20	Buf.	311	32/44	2	107.3	L, 23-30
9/10/18	LAR	303	29/40	0	62.8	L, 13-33
11/15/15	Min.	302	29/43	2	83.7	L, 14-30
11/8/15	at Pit.	301	24/44	4	96.9	L, 35-38
11/5/17	at Mia.	300	21/30	1	99.3	W, 27-24

20 TD PASSES

Only six quarterbacks in NFL history have passed for 20 touchdowns in six of their first seven seasons in the NFL. That list can be found below.

--- SEASONS WITH 20 TD PASSES THROUGH YEAR 7 ---

Rank	Player	Years	Count
1t.	Peyton Manning	1998-04	7
1t.	Dan Marino	1983-89	7
1t.	Russell Wilson	2012-18	7
4t.	Derek Carr	2014-20	6
4t.	Eli Manning	2005-010	6
4t.	Matt Ryan	2009-14	6

THREE-TD GAMES

Though Year 7, Carr has totaled 22 career games with at least three touchdown passes. The Raiders are 15-7 when Carr tosses three touchdowns or more. The chart below shows where Carr ranks in club history.

---- RAIDERS QBs WITH 3-TD PASSES IN A CONTEST -----

Rank	Player	Games
1.	Derek Carr	22
2.	Ken Stabler	20
3.	Daryle Lamonica	19
4.	Rich Gannon	16
5.	Tom Flores	11

3,000 YARDS

Carr is one of just five quarterbacks in NFL history to pass for at least 3,000 yards in each of his first seven seasons in the league.

---- QBs W/ SEVEN 3,000 YARD SEASONS TO START CAREER ----

Player	Team	Years
Derek Carr	Raiders	2014-20
Andy Dalton	Bengals	2011-17
Peyton Manning	Colts	1998-04
Cam Newton	Panthers	2011-17
Russell Wilson	Seahwks	2012-18

3,000 YARDS AND 20 TDs

In Week 13 in 2020, QB **Derek Carr** became just the fifth quarterback in NFL history to record 3,000 passing yards and 30 touchdown passes in six of his first seven seasons.

---- 3,000 YARD/20 PASS TD SEASONS THROUGH YEAR 7 ----

Player	Team	Seasons
Peyton Manning	Colts	1998-04
Russell Wilson	Seahwks	2012-18
Eli Manning	Giants	2005-10
Dan Marino	Dolphins	1984-89
Derek Carr	Raiders	2014-20

CARR'S COMPLETION %

Carr owns three of the top-4 highest completion percentage marks in club history.

----- HIGHEST COMPLETION % IN TEAM HISTORY -----

Rank	Player	Year	Comp %
1.	Derek Carr	2019	70.4%
2.	Derek Carr	2018	68.9%
3.	Rich Gannon	2002	67.6%
4.	Derek Carr	2020	67.3%
5.	Ken Stabler	1976	66.7%

Additionally, Carr's completion percentage of 70.4 in 2019 ranked among the best percentages in a single season in NFL history.

----- HIGHEST COMPLETION % IN NFL HISTORY -----

Rank	Player	Year	Comp %
1.	Drew Brees	2018	74.4%
2.	Drew Brees	2019	74.3%
3.	Drew Brees	2017	72.0%
4.	Sam Bradford	2016	71.6%
5.	Drew Brees	2011	71.2%
6.	Drew Brees	2009	70.6%
7.	Ken Anderson	1982	70.6%
8.	Derek Carr	2019	70.4%
9.	Sammy Baugh	1945	70.3%
10.	Steve Young	1994	70.3%

THROWING FOR SIX

Carr has enjoyed one of the most prolific starts to a career in NFL history, especially when it comes to finding the end zone. His 53 TDs rank second most by any NFL player through his first two seasons, trailing only Dan Marino (68). And although his 2016 season was cut short due to injury, he continued his stellar start to his career by throwing 28 more TDs in his third season. His 176 TDs are 10th-most in the NFL since 2014.

TOUCHDOWN PASSES THROUGH FIRST TWO NFL SEASONS

Rank	Player	Years	TDs
1.	Dan Marino (Mia.)	1983-84	68
2.	Derek Carr (Oak.)	2014-15	53
T-3.	Peyton Manning (Ind.)	1998-99	52
T-3.	Russell Wilson (Sea.)	2012-13	52

TOUCHDOWN PASSES THROUGH FIRST THREE NFL SEASONS

Rank	Player	Years	TDs
1.	Dan Marino (Mia.)	1983-85	98
2.	Andrew Luck (Ind.)	2012-14	86
3.	Peyton Manning (Ind.)	1998-2000	85
4.	Derek Carr (Oak.)	2014-16	81

TOUCHDOWN PASSES THROUGH FIRST FOUR NFL SEASONS

Rank	Player	Years	TDs
1.	Dan Marino (Mia.)	1983-86	142
2.	Peyton Manning (Ind.)	1998-2001	111
3.	Russell Wilson (Sea.)	2012-15	106
4.	Derek Carr (Oak.)	2014-17	103
5.	Andrew Luck (Ind.)	2012-15	101

TOUCHDOWN PASSES THROUGH FIRST FIVE NFL SEASONS

Rank	Player	Years	TDs
1.	Dan Marino (Mia.)	1983-87	168
2.	Peyton Manning (Ind.)	1998-2002	138
3.	Andrew Luck (Ind.)	2012-16	132
4t.	Matt Ryan (Atl.)	2008-12	127
4t.	Russell Wilson (Sea.)	2012-16	127
6.	Andy Dalton (Cin.)	2011-15	124
7.	Derek Carr (Oak.)	2014-18	122
8.	Cam Newton (Car.)	2011-15	117

TOUCHDOWN PASSES THROUGH FIRST SIX NFL SEASONS

Rank	Player	Years	TDs
1.	Dan Marino (Mia.)	1983-87	196
3.	Andrew Luck (Ind.)	2012-18	171
2.	Peyton Manning (Ind.)	1998-2003	167
4t.	Russell Wilson (Sea.)	2012-17	161
4t.	Matt Ryan (Atl.)	2008-13	153
6.	Brett Favre (GB)	1991-96	147
7.	Derek Carr (Oak.)	2014-19	143

TOUCHDOWN PASSES THROUGH FIRST SEVEN NFL SEASONS

Rank	Player	Years	TDs
1.	Dan Marino (Mia.)	1983-88	220
2.	Peyton Manning (Ind.)	1998-2004	216
3.	Russell Wilson (Sea.)	2012-18	196
4.	Brett Favre (GB)	1991-97	182
5.	Matt Ryan (Atl.)	2008-14	181
6.	Andrew Luck (Ind.)	2012-18	171
7.	Derek Carr (Oak./LV)	2014-20	170

Carr crossed the 100-touchdown barrier just 60 games into his NFL career, the quickest to reach 100 passing scores in Raiders history. By doing so in his first four seasons, Carr joined Dan Marino, Peyton Manning, Andrew Luck and Russell Wilson as the only quarterbacks in NFL history to toss 100 touchdowns through their first four seasons in the league.

100 PASSER RATING

Carr has posted passer ratings of at least 100 points in 41 career games (27-14 record) after his performance. With his 33rd such game in Week 1 of 2020, Carr surpassed Raiders legend Ken Stabler for most in franchise history.

----- CARR'S 100-PLUS PASSER RATING GAMES -----

Date	Opp.	Passer Rtg.	Yards	TDs	INTs	Result
12/07/14*	SF	140.2	254	3	0	W, 24-13
10/25/15^	at SD	137.7	289	3	0	W, 37-29
10/28/14	Ind.	136.6	244	3	0	L, 28-42
09/17/17	NYJ	136.6	230	3	0	W, 45-20
11/26/17	Den.	136.3	253	2	0	W, 21-14
11/01/15	NYJ	130.9	333	4	0	W, 34-20
10/11/20	at KC	126.7	347	3	1	W, 40-32
09/19/21	at Pit.	126.2	382	2	0	W, 26-17
10/27/19	at Hou.	125.0	285	3	0	L, 24-27
10/02/16	at Bal.	123.4	199	4	0	W, 28-27
12/02/18	KC	123.2	285	3	0	L, 33-40
12/24/16	Ind.	122.6	228	3	0	W, 33-25
12/09/18	Pit.	122.4	322	2	0	W, 24-21
09/09/19	Den.	121.0	259	1	0	W, 24-16
09/21/20	NO	120.7	282	3	0	W, 34-24
11/29/15	at Ten.	120.3	330	3	0	W, 24-21
11/22/20	KC	119.7	275	3	1	L, 31-35
09/27/20	at NE	119.4	261	2	0	L, 20-36
10/20/19	at GB	119.2	293	2	1	L, 24-42
12/22/19	at LAC	118.2	291	1	0	W, 24-17
10/30/16	at TB	117.4	513	4	0	W, 30-24 (OT)
11/21/16	Hou.	117.0	295	3	1	W, 27-20
11/03/19	Det.	116.2	289	2	0	W, 31-24
09/27/15	at Cle.	115.9	314	2	0	W, 27-20
12/08/19	Ten.	115.2	263	2	0	L, 21-42
09/18/16	Atl.	115.0	299	3	0	L, 28-35
09/16/18	at Den.	114.6	288	1	0	L, 19-20
09/10/17	at Ten.	114.3	262	2	0	W, 26-16
11/08/20	at LAC	108.1	165	2	0	W, 31-26
10/12/14	SD	107.7	282	4	1	L, 28-31
09/13/20	at Car.	107.5	239	1	0	W, 34-30
10/04/20	Buf.	107.3	311	2	0	L, 23-30
11/17/19	Cin.	105.7	292	1	1	W, 17-10
09/29/19	at Ind.	105.4	189	2	0	W, 31-24
12/26/20	Mia.	104.5	336	1	0	L, 25-26
09/22/19	Min.	103.7	242	2	1	L, 14-34
10/19/17	KC	101.7	417	3	0	W, 31-30
09/20/15	Bal.	100.9	351	3	1	W, 37-33
11/18/18	Ari.	100.5	192	2	0	W, 23-21
11/27/16	Car.	100.2	315	2	1	W, 35-32
10/01/17	at Den.	100.0	143	1	0	L, 10-16

* 4th highest by first-year player since 1970 AFL-NFL merger

^ 7th highest road rating in franchise history

MADD MAXX



DE Maxx Crosby was drafted in the fourth round (106th overall) of the 2019 NFL Draft...Ranked-fourth in franchise history for most sacks (17) by a player through his first two seasons...Tied for second in club history with four sacks in a single game...Has been awarded AFC Defensive Player of the Week two times and AFC Special Teams

Player of the Week once during his career...In 2020, started all 16 games for the first time in his career, tallying 39 stops (20 solo), a team-high seven sacks, fumble recovery and one pass defended in addition to two blocked kicks on special teams...As a rookie in 2019, posted 46 tackles (35), a career-high 10 sacks, four forced fumbles and four passes defended...Became just the second rookie in franchise history to record 10 sacks in a season...Also became the second player in franchise annals to record at least 10 sacks and 15 tackles for loss in a single season...Finished second in the Associated Press Defensive Rookie of the Year voting for his superb campaign.

----- MAXX CROSBY STATS -----

Year	GP	GS	Total	Solo	Asst.	Sacks	Yds.	INTs	PD	FF
2019	16	10	46	35	11	10.0	69.5	0	4	4
2020	16	16	38	17	18	7.0	38.0	0	1	0
2021	4	4	10	6	4	2.0	12.0	0	1	0
Totals	36	30	95	61	34	19.0	119.5	0	6	4

ALL-TIME RAIDERS ROOKIES

As a rookie in 2019, became just the second rookie in franchise history to record 10 sacks in a season

----- RAIDERS ROOKIE SACK LEADERS -----

Rank	Player	Year	Sacks
1.	Greg Townsend	1983	10.5
2.	Maxx Crosby	2019	10.0
3.	Aaron Wallace	1990	9.0
4.	Bill Pickel	1983	6.0
5.	Scott Davis	1988	5.5
6t.	Lamarr Houston	2010	5.0
6t.	Trevor Scott	2008	5.0
8t.	Tony Bryant	1999	4.5
8t.	Clelin Ferrell	2019	4.5
8t.	Sio Moore	2013	4.5

10 SACKS AND 4 FORCED FUMBLES

Became the fifth rookie since at least 2000 to record double-digit sacks and at least four forced fumbles in their rookie campaign. The elite list Crosby joined is found below.

----- ROOKIES W/ 10 SACKS AND 4 FORCED FUMBLES -----

Year	Player	Sacks	Forced Fumbles
2002	Dwight Freeney	13.0	9
2002	Julius Peppers	12.0	5
2003	Terrell Suggs	12.0	6
2006	Mark Anderson	12.0	4
2019	Maxx Crosby	10.0	4

YEAR 2 TOTALS

A look below shows where Crosby's sacks rank in franchise history through his first two seasons.

----- RAIDERS SACK LEADERS THROUGH YEAR 2 -----

Rank	Player	Years	Sacks
1.	Khalil Mack	2014-15	19.0
2.	Bill Pickel	1983-83	18.5
3.	Greg Townsend	1983-83	17.5
4.	Maxx Crosby	2019-20	17.0
5.	Darrell Russell	1997-98	13.5

SINGLE-GAME SACKS

Crosby earned AFC Defensive Player of the Week honors in Week 11 of 2019 after recording a Raiders rookie record four sacks, a mark that is tied for second-most in NFL history among rookies.

----- RAIDERS SINGLE-GAME SACK LEADERS -----

Rank	Player	Year	SACKS
1t.	Howie Long	1983	5.0
1t.	Khalil Mack	2015	5.0
3t.	Maxx Crosby	2019	4.0
3t.	Anthony Smith	1992	4.0
3t.	Anthony Smith	1993	4.0
3t.	Kameron Wimbley	2011	4.0

----- NFL ROOKIE SINGLE-GAME SACK LEADERS -----

Rank	Player	Year	SACKS
1.	Leslie O'Neil	1986	5.0
2t.	Maxx Crosby	2019	4.0
2t.	Cornelius Bennett	1987	4.0
2t.	Brian Orakpo	2009	4.0
5t.	Three Tied	-----	3.5

----- RAIDERS ROOKIE SINGLE-GAME SACK LEADERS -----

Rank	Player	Year	SACKS
1.	Maxx Crosby	2019	4.0
2.	Greg Townsend	1983	3.0
3.	Clelin Ferrell	2019	2.5

2019 ROOKIE SACK LEADERS

Crosby finished the season as only the second defender in franchise history to record double-digit sacks as a rookie. He finished second in the NFL among rookies with 10 sacks on the season.

----- 2019 ROOKIE SACK LEADERS -----

Rank	Player	Team	SACKS
1.	Josh Allen	Jaguars	10.5
2.	Maxx Crosby	Raiders	10.0
3.	Nick Bosa	49ers	9.0
4.	Brian Burns	Panthers	7.5
5.	Montez Sweat	Redskins	7.0
6.	Chase Winovich	Patriots	5.5
7.	Ed Oliver	Bills	5.0
8t.	Clelin Ferrell	Raiders	4.5
8t.	Oshane Ximines	Giants	4.5
10t.	Sam Eguavoen	Dolphins	3.5
10t.	Dre'Mont Jones	Broncos	3.5

AFC SPECIAL TEAMS PLAYER OF THE WEEK

After posting another seven sacks on defense in 2020, **DE Maxx Crosby** made his mark on the special teams unit, earning Special Teams Player of the Week honors for the first time in his career after blocking two kicks in the team's season finale.

- **Recorded two blocked FGs.**

- o With nine seconds remaining in the contest and leading by just one point, Crosby blocked what would have been a game-winning 63-yard FG attempt by Denver Broncos K Brandon McManus.

- o His two blocked kicks were the most in the NFL in Week 17.

- o Two blocked FGs were tied for the most in a game this season.

- **Crosby is one of two players to record two blocked kicks in a single game this season.**

- o His two blocked kicks mark just the 14th time since at least 2000 that a player has recorded two in a single game.

- o His two blocked kicks are tied for the most by a player in a single game since at least 2000.

- **It marks just the second time since 2015 that a player has blocked two kicks in a single game.**

- o Is the second Raiders player since at least 2000 to record two blocked kicks in a single game, joining Richard Seymour (2011).



AFC DEFENSIVE PLAYER OF THE WEEK

Crosby earned his second career AFC Defensive Player of the Week Award in Week 1 of 2021 after posting the stats below:

Stat line: Recorded six tackles (four solo), including two for loss, and two sacks.

- **Registered two sacks**

- o His two sacks tied for second-most in the NFL in Week 1.

- o His two sacks tied for first in the AFC in Week 1.

- o His two sacks tied for the second-most in a single-game in his career.

- o Became just the third Raiders player since 2000 to record at least two sacks in a season opener.

- **Recorded six total tackles**

- o His six total tackles tied for first in the NFL amongst defensive ends in Week 1.

- o His six total tackles rank first in the AFC amongst defensive ends in Week 1.

- **Recorded two tackles for loss**

- o His two tackles for loss tied for fourth-most in the NFL in Week 1.

- o His two tackles for loss tied for second-most in the AFC in Week 1.

Crosby earned his first award as a rookie in 2019 after setting a Raiders rookie record in Week 11 with four sacks in the contest against the Cincinnati Bengals. He became the second rookie player in franchise history (Phillip Buchanon - 2002) to earn AFC Defensive Player of the Week Honors and the first Raider to win the award since 2016.

Stat line: Posted five tackles (four solo), including three for loss, four sacks and one forced fumble.

- **Recorded four sacks.**

- o Crosby's four sacks in Week 11 were tied for second-most by a rookie in NFL history.

- o Crosby is just the fourth rookie in NFL history to record four sacks in a game and the first to do so since Brian Orakpo in 2009.

- **Crosby recorded three sacks in the fourth quarter in Week 11.**

4TH-ROUND GEM

Crosby became just the fourth player in franchise history who was drafted by the club in the fourth round or later to record double-digit sacks in a single season, joining Greg Townsend, Rod Martin and Rod Coleman. Shown below are players in 2019 who have been drafted in the fourth round or later and their respective sacks last season.

----- 2019 SACK LEADERS -----
DRAFTED IN 4TH ROUND OR LATER

Rank	Player	Team	Sacks
1.	Za'Darius Smith	Packers	13.5
2.	Maxx Crosby	Raiders	10.0
3.	Matt Judon	Ravens	9.5
4.	Matthew Loannidis	Redskins	8.5
5.	Everson Griffen	Vikings	8.0

4TH QUARTER SACKS

Crosby turned it on in the fourth quarter during his rookie campaign, finishing with the second-most sacks in the NFL during the final frame of play amongst his rookie peers.

----- 4TH QUARTER SACKS BY ROOKIES -----

Rank	Player	Team	Sacks
1.	Brian Burns	Panthers	5.0
2.	Maxx Crosby	Raiders	4.0
3.	Clelin Ferrell	Raiders	3.0
4.	Josh Allen	Jaguars	2.5
5t.	Oshane Ximines	Giants	2.0
5t.	Chase Winovich	Patriots	2.0
5t.	Nick Bosa	49ers	2.0

JOSH JACOBS



With the 24th overall selection in the 2019 NFL Draft, the Raiders selected **RB Josh Jacobs** to be their bell-cow back out of the University of Alabama. Jacobs made his rookie debut on Monday Night Football at home against the Denver Broncos. With 23 carries for 85 yards and two rushing scores, while adding one reception for 28 yards, Jacobs became the first player since

RB LaDainian Tomlinson (2001) to tally two rushing TDs and 100 yards from scrimmage in his rookie debut. Jacobs also became the first player in franchise history to score two rushing TDs in his NFL debut. Since then, Jacobs took the NFL by storm, becoming the first rookie in franchise history to earn two NFL Offensive Rookie of the Month honors (October and November), while racking up five 100-yard performances and also breaking RB Marcus Allen's franchise rookie rushing record set in 1982 for total rushing yards and 100-yard contests. Jacobs also became the 21st player in NFL history with 1,000 rushing yards through his first 12 career contests. In Week 1 of 2020, he picked up right where he left off as a rookie, becoming the first player in Raiders history to score three times on the ground in a season opener. Jacobs finished 2020 appearing in a career-high 15 games and setting career highs in rush attempts (273) and touchdowns (12). His 12 scores on the ground tied for third-most in Raiders single-season history.

----- JOSH JACOBS' STATS -----

Year	Team	GP	GS	Att.	Yds.	Avg.	Lg.	TD
2019	Oakland	13	13	242	1,150	4.8	51	7
2020	Las Vegas	15	15	273	1,065	3.9	28t	12
2021	Las Vegas	2	2	23	74	3.2	15t	2
Totals		30	30	538	2,289	4.3	51	21

2020 NFL RUSHING LEADERS

RB Josh Jacobs rushed for 93 yards on the ground in Week 1 against the Carolina Panthers on 25 carries and added three TDs. He became the first player in Raiders history to record three rushing TDs in a Week one contest. Additionally, Jacobs became just the second player in NFL history to notch at least two rushing TDs in Week 1 of his first and second year in the NFL. Jacobs finished ranked eighth in the NFL in rushing yards in 2020 and tied for fourth in rushing touchdowns.

----- 2020 RUSHING LEADERS -----

Rank	Player	Team	Rushing Yards
1.	Derrick Henry	Titans	2,027
2.	Dalvin Cook	Vikings	1,557
3.	Jonathan Taylor	Colts	1,169
4.	Aaron Jones	Packers	1,104
5t.	James Robinson	Jaguars	1,070
5t.	David Montgomery	Bears	1,070
7.	Nick Chubb	Browns	1,067
8.	Josh Jacobs	Raiders	1,065
9.	Lamar Jackson	Ravens	1,005
10.	Melvin Gordon	Broncos	986

----- 2020 RUSHING TOUCHDOWN LEADERS -----

Rank	Player	Team	Rushing TDs
1.	Derrick Henry	Titans	17
2t.	Dalvin Cook	Vikings	16
2t.	Alvin Kamara	Saints	16
4t.	Josh Jacobs	Raiders	12
4t.	Cam Newton	Patriots	12
4t.	Nick Chubb	Browns	12
7t.	Kyler Murray	Cardinals	11
7t.	Antonio Gibson	Washington	11
7t.	Jonathan Taylor	Colts	11

100-YARD GAMES

Just 30 games into **RB Josh Jacobs** career he has tallied seven contests with at least 100 yards on the ground. As a rookie in 2019, Jacobs recorded the most 100-yard contests (five) by a first-year player in franchise history and set the rookie rushing record previously held by Marcus Allen. A look below highlights each of Jacob's 100-yard performances.

----- JACOB'S 100-YARD RUSHING GAMES -----

Date	Opp.	Yards	Carries	Avg.	TDs	Result
11/01/20	Cle.	129	31	4.2	0	W, 16-6
10/20/10	at GB	124	21	5.9	0	L, 24-42
10/06/19	Chi. (Lon.)	123	26	4.7	2	W, 24-21
11/03/19	Det.	120	28	4.3	2	W, 31-24
11/17/19	Cin.	112	23	4.9	0	W, 17-10
11/15/20	Den.	112	21	5.3	2	W, 37-12
12/01/19	at KC	104	17	6.1	0	L, 9-40

CARRYING THE LOAD

In Week 8 against the Cleveland Browns in 2020, **RB Josh Jacobs** carried the a career-high 31 times for a career-high 128 yards in the 16-6 victory. It marked the first time since Dec. 16, 2012 (Darren McFadden) that a Raiders running back recorded at least 30 rushing attempts in a single game, as his 31 carries are also tied for the second-most by a running back this year with Tennessee Titans RB Derrick Henry. A look below shows where Jacobs' 31 carries rank in Raiders history.

--- MOST SINGLE-GAME CARRIES IN FRANCHISE HISTORY ---

Rank	Player	Year	Carries
1.	Mark van Eeghen	1977	36
2t.	Marcus Allen	1987	33
2t.	Justin Fargas	2007	33
4.	Tyrone Wheatley	2003	32
5t.	Josh Jacobs	2020	31
5t.	Clem Daniels	1963	31
5t.	Marcus Allen	1985	31
5t.	Mark van Eeghen	1977	31
5t.	Napoleon Kaufman	1998	31

--- MOST SINGLE-GAME CARRIES IN 2020 ---

Rank	Player (Week)	Team	Carries
1.	Derrick Henry (17)	Titans	34
2t.	Dalvin Cook (13)	Vikings	32
2t.	David Montgomery (15)	Bears	32
4t.	Josh Jacobs (8)	Raiders	31
4t.	Derrick Henry (1)	Titans	31
6t.	Dalvin Cook (8)	Vikings	30
6t.	Jonathan Taylor (17)	Colts	30
6t.	Dalvin Cook (10)	Vikings	30
9.	Cam Akers (14)	Rams	29
10.	Derrick Henry (11)	Titans	28
11t.	Dalvin Cook (2)	Vikings	27
11t.	Josh Jacobs (2)	Raiders	27
11t.	Derrick Henry (12)	Titans	27
11t.	Dalvin Cook (11)	Vikings	27

--- MOST CARRIES IN 2020 ---

Rank	Player	Team	Carries
1.	Derrick Henry	Titans	378
2.	Dalvin Cook	Vikings	312
3.	Josh Jacobs	Raiders	273
4.	David Montgomery	Bears	247
5.	Ezekiel Elliot	Cowboys	244
6.	James Robinson	Jaguars	240
7.	Kenyan Drake	Cardinals	239
8.	Jonathan Taylor	Colts	232
9.	Melvin Gordon	Broncos	215
10.	Aaron Jones	Packers	201

RUSHING YARDS PER GAME

RB Josh Jacobs finished his rookie year averaging 88.5 rushing yards per game, the 20th-best average by a rookie since the 1970 AFL-NFL Merger and third-best average by all running backs in 2019. In 2020, Jacobs posted an average of 71.0 rushing yards per game and ranked 10th in the NFL and sixth in the AFC.

----- 2020 RUSHING YARDS PER GAME -----

Rank	Player	Team	Rush Yds/G
1.	Derrick Henry	Titans	126.7
2.	Dalvin Cook	Vikings	111.2
3.	Nick Chubb	Browns	88.9
4.	Aaron Jones	Packers	78.9
5.	Jonathan Taylor	Colts	77.9
6.	James Robinson	Jaguars	76.4
7.	Miles Sanders	Eagles	72.3
8t.	David Montgomery	Bears	71.3
8t.	Joe Mixon	Bengals	71.3
10.	Josh Jacobs	Raiders	71.0

----- 2019 RUSHING YARDS PER GAME -----

Rank	Player	Team	Rush Yds/G
1.	Derrick Henry	Titans	102.7
2.	Nick Chubb	Browns	93.4
3.	Josh Jacobs	Raiders	88.5
4.	Christian McCaffrey	Panthers	86.7
5.	Ezekiel Elliott	Cowboys	84.8

RAIDERS RUSHING LEADER

In Week 9 against the Los Angeles Chargers, RB Josh Jacobs surpassed Marcus Allen for most rushing yards in franchise history by a player in his first two seasons. Jacobs is the only player in franchise history to rush for 1,000 yards in each of his first two seasons.

----- Most Rushing Yards In First Three Seasons (Raiders) -----

Rank	Player	Years	Yards
1.	Marcus Allen	1982-84	2,879
2.	Napoleon Kaufman	1995-97	2,658
3.	Josh Jacobs	2019-21	2,289
4.	Bo Jackson	1987-89	2,084
5.	Darren McFadden	2008-10	2,013

Jacobs also recorded 21 rushing touchdowns just 30 games into his NFL career, a mark that ranks second in franchise history through a players first three seasons with the team, trailing only Marcus Allen's 33 touchdown runs posted between 1982 and 1984.

YARDS AFTER CONTACT

A look below details just how Jacobs performed after first contact in 2020.

----- 2020 YARDS AFTER CONTACT LEADERS -----

Rank	Player	Team	YAC
1.	Derrick Henry	Titans	1,073
2.	Dalvin Cook	Vikings	756
3.	James Robinson	Jaguars	615
4.	Aaron Jones	Packers	592
5.	David Montgomery	Bears	590
6.	Ronald Jones	Buccaneers	584
7.	Josh Jacobs	Raiders	540
8.	Ezekiel Elliott	Cowboys	521
9.	Nick Chubb	Browns	511
10.	Jonathan Taylor	Colts	479



2020 PFF

RB Josh Jacobs was praised for his performance as a rookie by many last season, Pro Football Focus included. He earned the second-best rushing grade in 2019 and forced more missed tackles than anyone in the National Football league in just his first year. While battling injuries in 2020, Jacobs has yet again been one of the best at forcing missed tackles.

----- 2020 PFF MISSED TACKLES FORCED -----

Rank	Player	Team	MTFs
1.	Derrick Henry	Seahawks	78
2.	Dalvin Cook	Vikings	72
3t.	Nick Chubb	Browns	56
3t.	David Montgomery	Titans	56
5.	Josh Jacobs	Raiders	52
6.	Melvin Gordon	Broncos	51
7.	Ezekiel Elliott	Cowboys	44
8t.	Jonathan Taylor	Colts	43
8t.	Mike Davis	Panthers	43

Since 2006, only Marshawn Lynch in 2013 (76) and 2014 (91) forced more missed tackles on runs than Josh Jacobs' 70 during his rookie season. In Week 1 of 2020, Jacobs led the NFL with 12 forced missed tackles as a rusher and receiver (10, 2).

ROOKIE RECORD HOLDER

Just eight games into his rookie campaign, **RB Josh Jacobs** etched himself among the many Raiders greats, surpassing Marcus Allen's 37-year-old franchise record for rushing yards in a single season by a rookie. A look below is where Jacobs stands.

----- RAIDERS ROOKIE SINGLE-SEASON MARKS -----

Rank	Player	Year	Rushing Yards
1.	Josh Jacobs	2019	1,150
1.	Marcus Allen	1982	697
2.	Arthur Whittington	1978	661
4.	Greg Robinson	1993	591
5.	Bo Jackson	1987	554

**Jacobs also broke a tie with Marcus Allen for the most 100-yard rushing games as a rookie in club history with his fourth in Week 11.*

ALL-TIME SINGLE SEASON LEADERS

In Week 13 of 2019, **RB Josh Jacobs** has become just the 12th player in Raiders lore to rush for 1,000 yards in a single season and did so in just his 12th career contest. He is one of four players in franchise history to accomplish the feat through the first 12 games of a season. Jacobs is also the only rookie in franchise history to cross 1,000 yards in a single season. Jacobs crossed the 1,000-yard mark in 2020 and became just the third player in club history to record multiple seasons with 1,000 rushing yards. Jacobs is just the 33rd player in NFL history and first in club history to begin his career with back-to-back 1,000 yard campaigns. A look below shows where he ranks in Raiders history.

----- RAIDERS SINGLE-SEASON RUSHING LEADERS -----

Rank	Player	Year	Rushing Yards
1.	Marcus Allen	1985	1,759
2.	Napoleon Kaufman	1997	1,294
3.	Mark van Eeghen	1977	1,273
4.	Marcus Allen	1984	1,168
5.	Darren McFadden	2010	1,157
6.	Josh Jacobs	2019	1,150
7.	Harvey Williams	1995	1,114
8.	Marv Hubbard	1972	1,100
9.	Clem Daniels	1963	1,099
10.	Mark van Eeghen	1978	1,080
11.	Latavius Murray	2015	1,066
12.	Josh Jacobs	2020	1,065
12.	Tyrone Wheatley	2000	1,046
13.	LaMont Jordan	2005	1,025
14.	Marcus Allen	1983	1,014
15.	Mark van Eeghen	1976	1,012



2019 NFL RUSHING LEADERS

RB Josh Jacobs rushed for 1,150 yards in just his first 13 contests as a rookie, good for eighth-most in the NFL. In Week 11, Jacobs became the 12th player in NFL history with at least 900 yards (923) through a player's first 10 career games. Jacobs crossed the 1,000-yard barrier in Week 13, marking the 16th time in club history a player has rushed for 1,000 yards. Below shows a closer look at rushing leaders across the league.

----- 2019 NFL RUSHING LEADERS -----

Rank	Player	Team	Rushing Yards
1.	Derrick Henry	Titans	1,540
2.	Nick Chubb	Browns	1,494
3.	Christian McCaffrey	Panthers	1,387
4.	Ezekiel Elliott	Cowboys	1,357
5.	Chris Carson	Seahawks	1,230
6.	Lamar Jackson	Ravens	1,206
7.	Leonard Fournette	Jaguars	1,152
8.	Josh Jacobs	Raiders	1,150
9.	Joe Mixon	Bengals	1,137
10.	Dalvin Cook	Vikings	1,135

**Jacobs' 1,150 yards on the ground rank first in franchise history among all rookie rushers, topping Marcus Allen's previous record of 697 yards set in 1982.*

RAIDERS DEBUT

RB Josh Jacobs' 85 yards on the ground in Week 1 of 2019 ranks third in franchise history among all rookies in their NFL debut.

----- MOST RUSHING YARDS IN RAIDERS DEBUT -----

Year	Player	Yards	TDs
1982	Marcus Allen	116	1
1965	Roger Hagberg	87	0
2019	Josh Jacobs	85	2
2016	Jalen Richard	84	1

**Jacobs also became the first Raiders player since 1972 to score multiple TDs in his NFL debut.*

ELITE FIRST 13

RB Josh Jacobs ranked among NFL history's elite when it comes to rushing yards as a 21-year-old. Shown below is the Top-5 season performances by a player 21-or-younger in their first 13 career games.

Rank	Player	Year	Yards
1.	Ezekiel Elliott	Cowboys	1,392
2.	Edgerrin James	Colts	1,311
3.	Barry Sanders	Lions	1,208
4.	Josh Jacobs	Raiders	1,150
5.	Saquon Barkley	Giants	1,124

2019 PFF's BEST

----- 2019 PFF RUNNING BACK GRADES -----

Rank	Player	Team	Grade
1.	Nick Chubb	Browns	90.3
2.	Josh Jacobs	Raiders	86.9
3.	Dalvin Cook	Vikings	83.5
4.	Ezekiel Elliott	Cowboys	83.1
5.	Aaron Jones	Packers	81.3

----- 2019 PFF MISSED TACKLES FORCED-----

Rank	Player	Team	MTFs
1.	Josh Jacobs	Raiders	70
2t.	Nick Chubb	Browns	68
2t.	Chris Carson	Seahawks	63
4.	Derrick Henry	Titans	62
5.	Joe Mixon	Bengals	53

NFL OFFENSIVE ROOKIE OF THE MONTH

After a strong start to his rookie campaign in 2019, **RB Josh Jacobs** owned the month of October and became the first rookie in franchise history to be named NFL Offensive Rookie of the Month, joining **CB Charles Woodson** (1998) as the only other rookie in club history to earn the honor on either side of the ball. Take a look at some of his stats from the month of October below.

Stat line: Rushed 62 times for 313 yards and two rushing touchdowns, adding eight receptions for 45 yards in just three games during the month of October.

● **Two 100-yard rushing contests.**

○ Tied for first in the NFL among all players during the month of October.

○ First in the NFL among rookies during the month of October.

● **Most rushing yards (123) by a rookie running back in the 27 NFL games played in London since 2007.**

● **Averaged 104.3 rushing yards per game in October.**

○ Ranked fourth in the NFL during the month of October.

○ Ranked third in the AFC during the month of October.

○ Ranked first among all rookies during the month of October.

● **313 rushing yards in October.**

○ Ranked seventh in the NFL during the month of October.

○ Ranked fourth in the AFC during the month of October.

○ Ranked first among all rookies during the month of October.

○ Most rushing yards by a Raiders rookie during the month of October in franchise history (and did so in just three contests).

● **Averaged 5.05 yards per carry in the month of October.**

○ Ranked first in the NFL among all players with at least 60 carries during the month of October.

2x NFL ROOKIE OF THE MONTH

RB Josh Jacobs continued to roll in the month of November in 2019 and tacked on his second consecutive NFL Offensive Rookie of the Month Award, becoming the first Raider in club history with two Rookie of the Month honors. Jacobs is the first rookie in the NFL to win the award in consecutive months since Odell Beckham Jr. did so in November and December of 2014.

Stat line: Rushed 94 times for 441 yards and three rushing touchdowns, adding seven receptions for 44 yards from Weeks 9-13.

● **Three 100-yard rushing contests.**

○ Ranked tied for first in the NFL among all players.

○ Ranked first in the NFL among rookies.

● **Four 100-yard scrimmage contests.**

○ Ranked second in the NFL among all players.

○ Ranked first in the AFC among all players.

○ Ranked first in the NFL among all rookies.

● **Rushed for three touchdowns.**

○ Ranked tied for fifth in the NFL among all players.

○ Ranked first in the NFL among all rookies.

● **Averaged 88.2 rushing yards per game.**

○ Ranked fourth in the NFL among all players.

○ Ranked first in the NFL among rookies.

● **441 rushing yards.**

○ Ranked second in the NFL among all players.

○ Ranked first in the NFL among all rookies.

○ And in doing so, became just the 12th player in club history with 1,000 yards in a season

○ First rookie to ever do so.

○ Fourth player in team history to do so in the first 12 games of a season.

○ Led all rookies with 1,061 rushing yards and ranked fourth in the NFL overall.

2019 ROOKIE LEADER

RB Josh Jacobs paced all rookies in the league in every major rushing category in 2019. Those stats are highlighted below.

----- RUSHING TDs AMONG NFL ROOKIES -----

Rk.	Player	Rush TDs
1.	Josh Jacobs (Oak.)	7
2.	David Montgomery (Chi.)	6
3.	Two Tied	4

----- RUSHING YARDS AMONG NFL ROOKIES -----

Rk.	Player	Rush Yards
1.	Josh Jacobs (Oak.)	1,150
2.	David Montgomery (Chi.)	889
3.	Miles Sanders (Phi.)	818

----- RUSHING YARDS/GAME AMONG NFL ROOKIES -----

Rk.	Player	Yards/Game
1.	Josh Jacobs (Oak.)	88.5
2.	Devin Singletary (Buf.)	64.6
3.	David Montgomery (Chi.)	55.6

----- YARDS AFTER CONTACT AMONG NFL ROOKIES -----

Rk.	Player	Rush YAC
1.	Josh Jacobs (Oak.)	686
2.	David Montgomery (Chi.)	399
3.	Devin Singletary (Buf.)	365

----- RUSHING 1ST DOWNS AMONG NFL ROOKIES -----

Rk.	Player	1st Downs
1.	Josh Jacobs (Oak.)	53
2.	David Montgomery (Chi.)	50
3.	Devin Singletary (Buf.)	37

ROOKIE TOP SINGLE GAMES

In Week 9 of 2019, **RB Josh Jacobs** recorded his third game with at least 120 yards on the ground, marking a new franchise record by a rookie running back and breaking Marcus Allen's previous record of two such games. A look below shows some of Jacobs' top rushing performances in 2019 and where they rank in Raiders lore.

----- RAIDERS ROOKIE SINGLE-GAME MARKS -----

Rank	Player	Year	Rushing Yards
1.	Bo Jackson	1987	221
2.	Darren McFadden	2008	164
3.	Marcus Allen	1982	156
4.	Arthur Washington	1978	134
5.	Marcus Allen	1982	126
6.	Josh Jacobs	2019 (Week 7)	124
7.	Josh Jacobs	2019 (Week 5)	123
8.	Josh Jacobs	2019 (Week 9)	120
9.	Marcus Allen	1982	116
10.	Josh Jacobs	2019 (Week 11)	112
11.	Josh Jacobs	2019 (Week 13)	104
12t.	Josh Jacobs	2019 (Week 2)	99
12t.	DeAndre Washington	2016	99

*Jacobs is the first running back with at least three games of multi-ple rush touchdowns in his first season since Ezekiel Elliott had five in 2016.

DARREN WALLER



In 2018, **TE Darren Waller** was signed by the Raiders off of the Baltimore Ravens' practice squad. In 2019, Waller led the team in receptions and receiving yards. Waller's receptions (90), receiving yards (1,145), receiving touchdowns (three) and first-down receptions (53) all led the team. Waller broke the club record and led the NFL among his position group with five 100-yard contests. In one of the most historic receiving campaigns in franchise history, Waller earned his first Pro Bowl selection after leading the team in all major receiving categories and setting a new club record with 107 receptions, topping Tim Brown's previous mark of 104 catches in 1997. Waller also posted career highs in receiving yards (1,196) and touchdown receptions (nine). He also tied his own record set in 2019 with five games of at least 100 receiving yards. Waller finished the campaign rattling off three straight games with over 100 receiving yards, becoming only the third Raider to accomplish the feat since the merger: Hall of Famer Tim Brown in 1999, Cliff Branch in 1974 and 1976.

83

----- DARREN WALLER'S CAREER STATISTICS -----

Year	Team	GP	GS	Rec.	Yds.	Avg.	Lg.	TD
2015	Bal.	6	1	2	18	9.0	17	0
2016	Bal.	12	3	10	85	8.5	15	2
2017	Bal.	(Reserve/Suspended List)						
2018	Oak.	4	0	6	75	12.5	44	0
2019	Oak.	16	16	90	1,145	12.7	75	3
2020	LV	16	15	107	1,196	11.2	38t	9
2021	LV	4	4	24	274	11.4	25	2
Totals		58	39	239	2,793	11.7	75	16

ALL-TIME RECEPTIONS

In 2020, **TE Darren Waller** recorded a franchise-record 107 receptions, breaking Hall of Famer WR Tim Brown's previous mark of 104 receptions set during the 1997 campaign. Waller finished fourth in the NFL and first among all tight ends.

----- MOST RECEPTIONS BY A PLAYER IN CLUB HISTORY -----

Rank	Player	Year	Receptions
1.	Darren Waller	2020	107
2.	Tim Brown	1997	104
3.	Todd Christensen	1986	95
4t.	Jerry Rice	2002	92
4t.	Todd Christensen	1983	92
6t.	Tom Brown	2001	91
6t.	Charlie Garner	2002	91
8t.	Darren Waller	2019	90
8t.	Tim Brown	1999	90
8t.	Tim Brown	1996	90

Waller became just the sixth tight end in NFL history to record 100 receptions in a single season.

----- TIGHT ENDS WITH 100 RECEPTIONS IN A SEASON ----- (NFL HISTORY)

Rank	Player	Year	Receptions
1.	Zach Ertz (Phi.)	2018	116
2.	Jason Witten (Dal.)	2012	110
3.	Darren Waller (LV)	2020	107
4.	Travis Kelce (KC)	2020	105
5.	Travis Kelce (KC)	2018	103
6.	Tony Gonzalez (KC)	2004	102
7.	Dallas Clark (Ind.)	2009	100

2020 NFL RECEIVING LEADERS

Waller finished 2020 with a career-high and franchise-record 107 receptions on the year, tallying double-digit receptions in two contests, including 13 contests with at least five receptions. His 13 such contests in a single season mark a new franchise record and tied for second-most in the NFL this season.

--- RECEPTION LEADERS IN 2020 ---

Rank	Player	Team	Receptions	Targets
1.	Stefon Diggs	Buffalo	127	166
2t.	DeAndre Hopkins	Arizona	115	160
2t.	Davante Adams	Green Bay	115	149
4.	Darren Waller	Las Vegas	107	145
5.	Travis Kelce	Kansas City	105	145
6.	Allen Robinson	Chicago	105	151
7t.	Keenan Allen	L.A. Chargers	100	147
7t.	Tyler Lockett	Seattle	100	132
9.	JuJu Smith-Schuster	Pittsburgh	97	136
10.	Robby Anderson	Carolina	95	124



200 YARD CLUB

In Week 13 of 2020 against the New York Jets, **TE Darren Waller** became just the fourth Raider and first tight end to log 200 receiving yards in a contest. The single-game all-time leaders in franchise lore are shown below.

----- MOST RECEIVING YARDS BY A TE IN CLUB HISTORY -----

Rank	Player	Year	Receptions	Yards
1.	Art Powell	1963	10	247
2.	Amari Cooper	2016	11	210
3.	Art Powell	1965	11	206
4.	Darren Waller	2020	13	200
5.	Warren Wells	1970	7	198
6.	Jessie Hester	1986	4	193
7.	Tim Brown	1999	11	190
8.	Tim Brown	1993	10	183
9.	Art Powell	1963	7	181
10.	Jared Cook	2018	9	180

TOUCHDOWN RECEPTIONS

In 2020, **TE Darren Waller** became just the fifth Raiders tight end in club history to log at least nine touchdown receptions and the first to do so since Rickey Dudley in 1999. Waller finished third in 2020 among tight ends with nine scores.

----- MOST TD RECEPTIONS IN CLUB HISTORY (TEs) -----

Rank	Player	Year	TD Receptions
1.	Todd Christensen	1983	12
2t.	Dave Casper	1976	10
2t.	Billy Cannon	1967	10
4t.	Darren Waller	2020	9
4t.	Dave Casper	1978	9
4t.	Rickey Dudley	1999	9
7t.	Raymond Chester	1979	8
7t.	Todd Christensen	1986	8
7t.	Raymond Chester	1972	8

----- MOST TD RECEPTIONS IN 2020 -----

Rank	Player	Team	TD Receptions
1.	Davante Adams	Green Bay	18
2.	Tyreek Hill	Kansas City	15
3.	Adam Thielen	Minnesota	14
4.	Mike Evans	Tampa Bay	13
5t.	A.J. Brown	Tennessee	11
5t.	Travis Kelce	Kansas City	11
5t.	Robert Tonyan	Green Bay	11
8t.	Tyler Lockett	Seattle	10
8t.	DK Metcalf	Seattle	10
10t.	Darren Waller	Las Vegas	9

200 YARDS AND TWO TDs

In Week 13 of 2020, **TE Darren Waller** logged one of the greatest performances from a tight end in NFL history, tallying 13 receptions for 200 yards and two touchdowns. He set a franchise record for most receiving yards by a tight end and became just the third player in club lore to record at least 200 receiving yards in a game. More accolades from his career day are shown below.

----- 200 Receiving Yards and Two TDs (NFL HISTORY, TEs) -----

Player	Team	Years
Jackie Smith	St. Louis Cardinals	1963
Rich Caster	New York Jets	1972
Shannon Sharpe	Denver Broncos	2002
Darren Waller	Las Vegas Raiders	2020

----- 10 Rec., 150 Rec. Yards & 2 TDs, (NFL History, TEs) -----

Player	Team	Years
Shannon Sharpe	Denver Broncos	1996 & 2002
Travis Kelce	Kansas City Chiefs	2018
Kellen Winslow	San Diego Chargers	1983
Todd Christensen	Los Angeles Raiders	1983
Darren Waller	Las Vegas Raiders	2020

----- 10 Receptions, 150 Receiving Yards & 2 TDs (Raiders) -----

Player	Years	Games
Art Powell	1963, 1965	2
Tim Brown	1993	1
Todd Christensen	1983	1
Amari Cooper	2017	1
Darren Waller	2020	1

WALLER'S RECEPTIONS

In Week 13 of 2020 against the New York Jets, **TE Darren Waller** shined and hauled in a career-high 13 passes in the contest, the second-most among NFL tight ends last season.

--- SINGLE-GAME RECEPTIONS IN 2020 ---

Rank	Player	Opponent	Week	Receptions
1.	Keenan Allen (LAC)	N.Y. Jets	11	16
2t.	George Kittle (SF)	Philadelphia	4	15
2t.	Tyler Lockett (Sea.)	Arizona	7	15
4t.	DeAndre Hopkins (Ari.)	San Francisco	1	14
4t.	Davante Adams (GB)	Indianapolis	1	14
6t.	Darren Waller (LV)	N.Y. Jets	13	13
6t.	Tyreek Hill (KC)	Tampa Bay	12	13
6t.	Keenan Allen (LAC)	Carolina	3	13
6t.	Alvin Kamara (NO)	Green Bay	3	13
6t.	Davante Adams (GB)	Houston	7	13
6t.	Logan Thomas (Was.)	Seattle	15	13
12t.	Darren Waller (LV)	New Orleans	2	12
12t.	Emmanuel Sanders (Den.)	L.A. Chargers	5	12
12t.	Jakobi Meyers (NE)	N.Y. Jets	9	12
12t.	Amari Cooper (Dal.)	Cleveland	4	12
12t.	DK Metcalf (Sea.)	San Francisco	8	12
12t.	Diontae Johnson (Pit.)	Jacksonville	11	12
12t.	Robert Woods (LAR)	Tampa Bay	11	12
12t.	Tyler Lockett (Sea.)	San Francisco	17	12

***Waller's 12 receptions on Monday Night Football in Week 2 rank second-most in NFL history in the primetime slot among all tight ends, trailing only TE Jason Witten.

WALL TO WALL

Since the beginning of the 2019 campaign, **TE Darren Waller** has been one of the most productive tight ends in the National Football League. Waller ranked in the Top-2 in both receptions and receiving yards among all tight ends.

----- MOST RECEPTIONS SINCE 2019 (AMONG TEs) -----

Rank	Player	Team	Receptions
1.	Travis Kelce	Kansas City	226
2.	Darren Waller	Las Vegas	221
3.	George Kittle	San Francisco	152
4.	Mark Andrews	Baltimore	140
5.	Zach Ertz	Philadelphia	137

----- MOST RECEIVING YARDS SINCE 2019 (AMONG TEs) -----

Rank	Player	Team	Rec. Yards
1.	Travis Kelce	Kansas City	2,957
2.	Darren Waller	Las Vegas	2,615
3.	George Kittle	San Francisco	1,914
4.	Mark Andrews	Baltimore	1,806
5.	Mike Gesicki	Miami	1,457

STOCK'S UP ON WALL STREET

In 2019, **TE Darren Waller** became the second tight end in franchise history to record 1,000 receiving yards in a single season. In 2020, he became just the first tight end in club lore to record 90 receptions and 1,000 receiving yards in consecutive seasons.

----- MOST RECEIVING YARDS BY A TE IN CLUB HISTORY -----

Rank	Player	Year	Receptions	Yards
1.	Todd Christensen	1983	92	1,247
2.	Darren Waller	2020	107	1,196
3.	Todd Christensen	1986	95	1,153
4.	Darren Waller	2019	90	1,145
5.	Todd Christensen	1984	80	1,007
6.	Todd Christensen	1985	82	987
7.	Jared Cook	2018	68	896
8.	Dave Casper	1978	62	852
9.	Brandon Myers	2012	79	806
10.	Zach Miller	2009	66	805

ALL-TIME SINGLE-GAMES

In Week 13 of 2020 against the New York Jets, **TE Darren Waller** recorded 13 receptions in his career day. Shown below are the all-time leaders in franchise history for most receptions in a single game.

----- MOST RECEIVING YARDS BY A TE IN CLUB HISTORY -----

Rank	Player	Year	Receptions	Yards
1.	Art Powell	1963	10	247
2.	Amari Cooper	2017	11	210
3.	Art Powell	1965	11	206
4.	Darren Waller	2020	13	200
5.	Warren Wells	1970	7	198
6.	Jessie Hester	1986	4	193
7.	Tim Brown	1999	11	190
8.	Tim Brown	1993	10	183
9.	Art Powell	1963	7	181
10.	Jared Cook	2018	9	180

----- MOST RECEPTIONS BY A PLAYER IN CLUB HISTORY -----


Rank	Player	Year	Receptions
1t.	Tim Brown	1997	14
1t.	Brandon Myers	2012	14
3t.	Darren Waller	2020	13
3t.	Darren Waller	2019	13
3t.	Darren McFadden	2012	13
7t.	Darren Waller	2020	12
7t.	Dave Casper	1976	12
7t.	Amari Cooper	2016	12
7t.	Tim Brown	1995	12

12-PLUS CATCH CONTESTS

TE Darren Waller tied Tim Brown for the most games with at least 12 receptions in franchise history.

----- Most Games With 12-Plus Receptions -----

Rank	Player	Games
1t.	Darren Waller	3
1t.	Tim Brown	3
3t.	Dave Casper	1
3t.	Amari Cooper	1
3t.	Darren McFadden	1
3t.	Brandon Myers	1



YANNICK NGAKOUE



Defensive end enters his first season with the Silver and Black after compiling 45.5 sacks over his first five seasons in the NFL with the Jacksonville Jaguars (2016-19), Minnesota Vikings (2020) and Baltimore Ravens (2020)...Since sacks became an official stat in 1982, is just one of four players to begin his career with five consecutive eight-plus sack seasons...Ranks tied for fourth in the NFL with 18 forced fumbles since 2016...Ranks second in Jaguars history with 37.5 career sacks and is tied for first with eight multi-sack contests...In 2020, appeared in 15 contests (six with the Vikings and nine with the Ravens), recording his fifth season with at least eight sacks...Started in all 15 appearances in 2019, totaling a career-best 41 tackles (36 solo), while adding eight sacks, six passes defended, four forced fumbles and one fumble recovery...In 2018, started in all 16 contests for the second consecutive season, logging the second-most sacks of his career (9.5)...Earned his first Pro Bowl nod in 2017 after recording career highs in sacks (12.0), forced fumbles (six) and fumble recoveries (two)...As a rookie in 2016, joined LB Tamba Hali (2006), LB Terrell Suggs (2003), DE Julius Peppers and LB Charles Haley (1986) as the only rookies to log at least eight sacks, four forced fumbles and one INT.

----- YANNICK NGAKOUE STATS -----

Year	GP	GS	Total	Solo	Asst.	Sacks	Yds.	INTs	PD	FF
2016	16	15	23	20	3	8.0	45.0	1	2	4
2017	16	16	30	24	6	12.0	85.0	0	0	6
2018	16	16	28	25	3	9.5	62.5	0	1	0
2019	15	15	41	36	5	8.0	56.0	1	6	4
2020	15	8	23	23	0	8.0	43.0	0	1	4
2021	4	4	7	3	4	0.0	0.0	0	1	0
Totals	82	74	152	131	21	45.5	291.5	2	11	18

NFL SACK LEADERS SINCE 2016

Since entering the league, **DE Yannick Ngakoue** has registered at least eight sacks in five consecutive seasons. Below is where he ranks amongst the NFL leaders in sacks since 2016:

----- NFL SACK LEADERS SINCE 2016-----

Rank	Player	Sacks
1.	Aaron Donald (LAR)	67.5
2.	Chandler Jones (Ari.)	66.0
3t.	Cameron Jordan (NO)	55.5
3t.	Khalil Mack (Chi.)	55.5
5.	T.J. Watt (Pit.)	54.5
6.	Danielle Hunter (Min.)	53.5
7.	Von Miller (Den.)	50.5
8.	Joey Bosa (LAC)	50.0
9.	Myles Garrett (Cle.)	48.5
10.	Ryan Kerrigan (Phi.)	48.0
11t.	Frank Clark (KC)	46.0
11t.	Jason Pierre-Paul (TB)	46.0
13.	Yannick Ngakoue (LV)	45.5

FORCED FUMBLES

Since entering the NFL in 2016, DE Yannick Ngakoue ranks tied for fourth in the league with 18 forced fumbles.

----- NFL LEADERS IN FORCED FUMBLES SINCE 2016 ----

Rank.	Player	Forced Fumbles
1.	Khalil Mack	20
2t.	T.J. Watt	19
2t.	Chandler Jones	19
4t.	Yannick Ngakoue	18
4t.	Aaron Donald	18

ALL-TIME JAGUAR

DE Yannick Ngakoue owns the second-most career sacks in Jacksonville Jaguars history (2016-19), behind Tony Brackens (55.0). His 37.5 sacks were the most by a Jaguars player through 63 career games. Below is the list of Jaguars' all-time sack leaders:

----- MOST SACKS, FRANCHISE HISTORY-----

Rank	Player	Years	Sacks
1.	Tony Brackens	1996-03	55.0
2.	Yannick Ngakoue	2016-19	37.5
3.	Joel Smeenge	1995-00	34.0
4.	Calais Campbell	2017-19	31.5
5.	John Henderson	2002-09	29.0

----- MOST SACKS, 63 CAREER GAMES OR FEWER, FRANCHISE HISTORY-----

Rank	Player	Years	Sacks
1.	Yannick Ngakoue	2016-19	37.5
2.	Tony Brackens	1996-00	32.0
3.	Bobby McCray	2004-07	22.0

----- MOST SACKS, SINGLE SEASON, FRANCHISE HISTORY-----

Rank.	Player	Sacks
1.	Calais Campbell (2017)	14.5
2t.	Yannick Ngakoue (2017)	12.0
2t.	Tony Brackens (1999)	12.0
4	Tony Brackens (2001)	11.0
5t.	Josh Allen (2019)	10.5
5t.	Calais Campbell (2018)	10.5
5t.	Kevin Hardy (1999)	10.5



HENRY RUGGS III



Selected with the 11th overall pick in the 2020 NFL Draft, the NFL Combine's fastest man, **WR Henry Ruggs III** was brought to Las Vegas to wear the Silver and Black. Clocking a 4.27 40-yard dash at this past year's combine, Ruggs III posted a time that tied for the sixth-fastest ever recorded during the nationally televised event pre-draft process. Ruggs III was a three-year player who appeared in 41 games during his time with Alabama (2017-19). He finished his career ranked third in program history with 24 receiving touchdowns and ranked sixth in Alabama history with an average of 17.5 yards per catch over his career (minimum of 50 receptions). He totaled 98 receptions for 1,716 yards over his three seasons, adding two rush attempts for 75 yards and a score. Over his rookie season in the NFL, Ruggs III appeared in 13 contests and made 12 starts, missing three games due to injury and COVID-19. Ruggs III compiled 26 receptions for 452 yards for an average of 17.4 yards per reception, while hauling in two touchdown passes, both of which were 45-plus yards. His 452 receiving yards ranked fourth on the team in 2020 and also ranked 13th among all rookies in franchise history. His two touchdown receptions of 40-plus yards tied for first among all rookies last season, while ranking tied for second in club history among all rookies. Ruggs III's four receptions of at least 40 yards ranked tied for 10th in the NFL among all players, while his two scores of 40-plus yards ranked tied for sixth.

----- HENRY RUGGS III ROOKIE CAMPAIGN -----

Year	Team	GP	GS	Rec.	Yds.	Avg.	Lg.	TD
2020	LV	13	12	26	452	17.4	72t	2
2021	LV	4	4	14	297	21.2	61t	1
Totals		17	16	40	749	18.7	72t	3

RUN RUGGS RUN

Ruggs III's speed was on full display during his 2020 rookie campaign, as he tied for 10th in the NFL in receptions of at least 40 yards, finishing with four such receptions. Among those four receptions included a 72-yard touchdown reception in Week 5 against the Kansas City Chiefs and a 46-yard walk-off score in Week 13 to defeat the Jets.

----- RECEPTIONS OF 40-PLUS YARDS -----

Rank	Player	Team	Receptions
1t.	DeAndre Hopkins	Arizona	6
1t.	D.J. Moore	Carolina	5
1t.	M. Valdes-Scantling	Green Bay	5
4t.	Stefon Diggs	Buffalo	5
4t.	DK Metcalf	Seattle	5
4t.	Davante Adams	Green Bay	5
4t.	Tyreek Hill	Kansas City	5
4t.	A.J. Brown	Tennessee	5
4t.	Nelson Agholor	Las Vegas	5
10t.	Henry Ruggs III	Las Vegas	4
10t.	Tim Patrick	Denver	4
10t.	Chris Godwin	Tampa Bay	4
10t.	Tyron Johnson	L.A. Chargers	4
10t.	Will Fuller	Houston	4
10t.	Justin Jefferson	Minnesota	4
10t.	Marquise Brown	Baltimore	4
10t.	Jalen Guyton	L.A. Chargers	4
10t.	Richie James	San Francisco	4
10t.	Diontae Johnson	Pittsburgh	4
10t.	Jerry Jeudy	Denver	4

K.J. WRIGHT



Linebacker enters his 11th season after spending his first 10 seasons (2011-20) with the Seattle Seahawks...Originally a fourth-round draft pick (99th overall) by the club in the 2011 NFL Draft...In postseason action, Wright has played in 15 games with 14 starts and tallied 109 tackles (65), two sacks, six tackles for loss, one INT and four passes defended... Since entering the league in 2011, he has registered five 100-plus tackle seasons, including a career-best 132 tackles in 2019...His 934 career tackles rank third-most in Seahawks' history and third-most among all active linebackers in the NFL, while his five seasons of 100-or-more tackles rank as the second-most such seasons in club history...His 54 passes defended since 2011 rank fourth-most among all NFL linebackers during that span.

----- K.J. WRIGHT STATS -----

Year	GP	GS	Total	Solo	Asst.	Sacks	Yds.	INTs	PD	FF
2011	16	12	61	46	15	2.0	9.0	0	3	1
2012	15	15	96	66	30	1.0	13.0	1	5	1
2013	13	13	80	46	34	1.5	4.5	0	4	0
2014	16	16	106	73	33	2.0	8.0	0	4	3
2015	16	16	116	71	45	1.0	11.0	0	3	4
2016	16	16	126	72	54	4.0	7.0	0	5	1
2017	15	15	108	71	37	0.0	0.0	1	6	0
2018	5	5	23	15	8	0.0	0.0	0	3	0
2019	16	16	132	67	65	0.0	0.0	3	11	0
2020	16	16	86	60	26	2.0	8.0	1	10	1
2021	4	0	9	4	5	0.0	0.0	0	0	0
Totals	148	140	943	591	352	13.5	60.5	6	54	11

Honors

- 1x Pro Bowl (2016)
- Super Bowl XLVII Champion

ALL-TIME SEAHAWK

----- SEAHAWKS FRANCHISE-LEADERS IN TACKLES -----

Rank	Player	Tackles
1.	Bobby Wagner	1,211
2.	Eugene Robinson	984
3.	K.J. Wright	934
4.	Keith Butler	813
5.	Joe Nash	779



K DANIEL CARLSON

In his third year with the Silver and Black, **K Daniel Carlson** set the franchise record for most points scored in a single season (144), surpassing Sebastian Janikowski's previous mark of 142 points in 2010. Carlson played in all 16 games and converted on 33-of-35 field goals for a 94.3 field goal percentage to mark a new franchise record, improving upon his own record set during his rookie season and first year with the Raiders in 2018. He also compiled a Player of the Week and Player of the Month Award ranking first in the NFL in points scored (144), fourth in field goals made (33) and sixth in field goal percentage (94.3 percent).

Carlson's rankings in 2020 among all qualifying NFL kickers can be found below:

----- TOTAL FIELD GOALS MADE -----

Rank	Player	Team	FGM
1.	Younghoe Koo	Atlanta	37
2.	Jason Sanders	Miami	36
3.	Greg Zuerlein	Dallas	34
4.	Daniel Carlson	Las Vegas	33
5.	Rodrigo Blankenship	Indianapolis	32

----- FIELD GOALS MADE 20-29 YARDS -----

Rank	Player	Team	FGM
1.	Daniel Carlson	Las Vegas	18
2.	Joey Slye	Carolina	11
3t.	Younghoe Koo	Atlanta	10
3t.	Rodrigo Blankenship	Indianapolis	10
3t.	Ryan Succop	Tampa Bay	10

----- TOTAL POINTS SCORED -----

Rank	Player	Team	POINTS
1t.	Daniel Carlson	Las Vegas	144
1t.	Jason Sanders	Miami	144
1t.	Younghoe Koo	Atlanta	144
4.	Tyler Bass	Buffalo	141
5.	Rodrigo Blankenship	Indianapolis	139

----- FIELD GOAL PERCENTAGE (min. 15 att.) -----

Rank	Player	Team	FG%
1t.	Jason Myers	Seattle	100.0
1t.	Mason Crosby	Green Bay	100.0
3.	Graham Gano	N.Y. Giants	96.9
4.	Chris Boswell	Pittsburgh	95.0
5.	Younghoe Koo	Atlanta	94.9
6.	Daniel Carlson	Las Vegas	94.3

RAIDERS RECORD HOLDER

----- TOTAL POINTS SCORED IN RAIDERS HISTORY -----

Rank	Player	Year	POINTS
1.	Daniel Carlson	2020	144
2.	Sebastian Janikowski	2010	142
3.	Jeff Jaeger	1993	132
4.	Sebastian Janikowski	2011	129
5.	Sebastian Janikowski	2002	128

----- BEST SINGLE-SEASON FG % IN RAIDERS HISTORY -----

Rank	Player	Year	FG %
1.	Daniel Carlson	2020	94.3
2.	Daniel Carlson	2018	94.1
3.	Sebastian Janikowski	2012	91.2
4.	Sebastian Janikowski	2009	89.7
5.	Sebastian Janikowski	2004	89.3

WEEK 2 PLAYER OF THE WEEK

AFC SPECIAL TEAMS PLAYER OF THE WEEK - WEEK 2

2021 Stat line: Was a perfect 4-for-4 on field goals and 2-of-2 on PATs, scoring 14 points. Converted on FG attempts of 33, 41, 45 and 46-yards.

• Made four field goals

- o His four field goals made marked a new single-game career high.
- o His four field goals made were tied for second-most in the NFL in Week 2.
- o His four field goals made were tied for first in the AFC in Week 2.

• Connected on three field goal attempts of 40-or-more yards

- o His three field goals made from 40-49 yards were the most such kicks made in the NFL in Week 2.

• Scored 14 points

- o His 14 points scored marked a new single-game career high
- o His 14 points scored ranked third-most in the NFL in Week 2.
- o His 14 points scored ranked second-most in the AFC in Week 2.

AFC PLAYER OF THE MONTH

AFC SPECIAL TEAMS PLAYER OF THE MONTH - DECEMBER

2020 Stat line: Was perfect on all 10 field goal attempts in the months of December and January and totaled 44 points.

• Among kickers with at least 10 field goal attempts, was one of just two kickers with a perfect field goal percentage.

- o Was the only kicker in the AFC with a perfect field goal percentage under the same criteria.
- o His perfect months of December and January helped him break his own franchise record for single-season field goal percentage (94.3%).
- Among kickers, his 44 points ranked tied fifth in the NFL during the months of December and January.
- Among kickers, his 44 points ranked tied third in the AFC during the months of December and January.
- Carlson's 44 points during the months of December and January helped him total a franchise-record 144 on the season, topping Sebastian Janikowski's previous record of 142 points scored in 2010.
- His 144 points on the season tied for the most in the NFL.

CONNECTING FROM DEEP

Carlson was a perfect 4-of-4 from 50 yards and beyond last season, while leading the NFL in field goals made between 20-29 yards, as he finished a perfect 18-for-18 on the season.

His four field goals made from 50-plus yards ranked tied for seventh-most in the NFL this season, while he was only one of four players who were perfect on field goal attempts from 50 yards in beyond (min. 3 attempts).

----- FIELD GOALS MADE 50-PLUS YARDS IN RAIDERS SINGLE-SEASON HISTORY -----

Rank	Player	Year	FGM
1.	Sebastian Janikowski	2011	7
2t.	Sebastian Janikowski	2012	6
2t.	Sebastian Janikowski	2009	6
2t.	Sebastian Janikowski	2007	6
5t.	Daniel Carlson	2020	4
5t.	Jeff Jaeger	1993	4
5t.	Sebastian Janikowski	2010	4
5t.	Sebastian Janikowski	2015	4



ROSTERS

NO.	NAME	POS	HT	WT	DOB	EXP	COLLEGE	HOMETOWN	HOW ACQ
24	Abram, Johnathan	S	6-0	205	10/25/1996	3	Mississippi State	Columbia, Miss.	D1c-'19
20	Arnette, Damon	CB	6-0	195	2/9/1996	2	Ohio State	Fort Lauderdale, Fla.	D1b-'20
31	Barber, Peyton	RB	5-11	225	6/27/1994	6	Auburn	Alpharetta, Ga.	FA-'21
78	Barton, Jackson	T	6-7	302	8/8/1995	3	Utah	Salt Lake City, Utah	FA-'21
82	Bowers, Nick	TE	6-4	260	5/26/1996	1	Penn State	Kittanning, Pa.	FA-'20
2	Carlson, Daniel	K	6-5	215	1/23/1995	4	Auburn	Colorado Springs, Colo.	FA-'18
4	Carr, Derek	QB	6-3	210	3/28/1991	8	Fresno State	Bakersfield, Calif.	D2-'14
85	Carrier, Derek	TE	6-3	240	7/25/1990	9	Beloit	Edgerton, Wis.	UFA-'18 (LAR)
6	Cole, AJ	P	6-4	220	11/27/1995	3	N.C. State	College Park, Ga.	FA-'19
98	Crosby, Maxx	DE	6-5	255	8/22/1997	3	Eastern Michigan	Colleyville, Texas	D4a-'19
5	Deablo, Divine	LB	6-3	226	8/17/1998	R	Virginia Tech	Winston-Salem, N.C.	D3b - '21
23	Drake, Kenyan	RB	6-1	211	1/26/1994	6	Alabama	Powder Springs, Ga.	UFA-'21 (Ari.)
89	Edwards, Bryan	WR	6-3	215	11/13/1998	2	South Carolina	Conway, S.C.	D3b-'20
72	Eluemunor, Jermaine	OL	6-4	335	12/13/1994	5	Texas A&M	Rockaway, N.J.	FA-'21
99	Ferrell, Clelin	DE	6-4	265	5/17/1997	3	Clemson	Richmond, Va.	D1a-'19
37	Gillespie, Tyree	S	6-0	207	5/9/1997	R	Missouri	Ocala, Fla.	D4 - '21
90	Hankins, Johnathan	DT	6-3	340	3/30/1992	9	Ohio State	Dearborn Heights, Mich.	FA-'18
29	Hayward Jr., Casey	CB	5-11	192	9/9/1989	10	Vanderbilt	Perry, Ga.	UFA-'21 (LAC)
39	Hobbs, Nate	CB	6-1	196	6/24/1999	R	Illinois	Louisville, Ky.	D5 - '21
45	Ingold, Alec	FB	6-1	240	9/7/1996	3	Wisconsin	Green Bay, Wis.	FA-'19
28	Jacobs, Josh	RB	5-10	220	11/2/1998	3	Alabama	Tulsa, Okla.	D1b-'19
68	James, Andre	C	6-4	300	2/5/1997	3	UCLA	Herriman, Utah	FA-'19
77	Jefferson, Quinton	DT	6-4	291	3/31/1993	6	Maryland	Pittsburgh, Pa.	UFA-'21 (Buf.)
7	Jones, Zay	WR	6-2	200	3/30/1995	5	East Carolina	Austin, Texas	TR-'19 (Buf.)
51	Koonce, Malcolm	DE	6-2	249	6/6/1998	R	Buffalo	Peekskill, N.Y.	D3a - '21
44	Kwiatkowski, Nick	LB	6-2	242	5/26/1993	6	West Virginia	Bethel Park, Pa.	UFA-'20 (Chi.)
70	Leatherwood, Alex	T	6-5	312	5/1/1999	R	Alabama	Pensacola, Fla.	D1 - '21
32	Leavitt, Dallin	S	5-10	195	8/8/1994	3	Utah State	Portland, Ore.	FA-'18
42	Littleton, Cory	LB	6-3	228	11/18/1993	6	Washington	Spring Valley, Calif.	UFA-'20 (LAR)
66	Martin, Nick	C	6-4	295	4/29/1993	6	Notre Dame	Indianapolis, Ind.	UFA-'21 (Hou.)
74	Miller, Kolton	T	6-8	325	9/10/1995	4	UCLA	Roseville, Calif.	D1-'18
25	Moehrig, Tre'von	S	6-1	202	6/16/1999	R	TCU	Spring Branch, Texas	D2 - '21
87	Moreau, Foster	TE	6-4	250	6/5/1997	3	LSU	New Orleans, La.	D4c-'19
27	Mullen Jr., Trayvon	CB	6-2	200	9/20/1997	3	Clemson	Fort Lauderdale, Fla.	D2-'19
94	Nassib, Carl	DE	6-7	275	12/4/1993	6	Penn State	West Chester, Pa.	UFA-'20 (TB)
91	Ngakoue, Yannick	DE	6-2	246	3/31/1995	6	Maryland	Washington, D.C.	UFA-'21 (Bal.)
75	Parker, Brandon	T	6-8	320	10/21/1995	4	North Carolina A&T	Kannapolis, N.C.	D3a-'18
52	Perryman, Denzel	LB	5-11	240	5/12/1992	7	Miami	Coral Gables, Fla.	TR-'21
3	Peterman, Nathan	QB	6-2	225	4/5/1994	5	Pittsburgh	Jacksonville, Fla.	FA-'18
96	Philon, Darius	DT	6-1	286	1/22/1994	5	Arkansas	Mobile, Ala.	FA-'21
13	Renfrow, Hunter	WR	5-10	185	12/21/1995	3	Clemson	Myrtle Beach, S.C.	D5-'19
21	Robertson, Amik	CB	5-9	183	6/7/1998	2	Louisiana Tech	Thibodaux, La.	D4b-'20
11	Ruggs III, Henry	WR	6-0	190	1/24/1999	2	Alabama	Montgomery, Ala.	D1a-'20
47	Sieg, Trent	LS	6-3	240	5/19/1995	4	Colorado State	Eaton, Colo.	FA-'18
60	Simmons, Jordan	G	6-4	339	7/15/1994	4	USC	Inglewood, Calif.	FA-'21
76	Simpson, John	G	6-4	330	8/19/1997	2	Clemson	North Charleston, S.C.	D4a - '20
17	Snead IV, Willie	WR	5-11	205	10/17/1992	7	Ball State	Muskegon Heights, Mich.	UFA-'21 (Bal.)
97	Square, Damion	DT	6-2	293	2/6/1989	9	Alabama	Houston, Texas	FA-'21
33	Teamer, Roderic	S	6-0	205	12/5/1997	2	Tulane	New Orleans, La.	FA-'21
92	Thomas, Solomon	DT	6-3	295	8/26/1995	5	Stanford	Coppell, Texas	UFA-'21 (SF)
83	Waller, Darren	TE	6-6	255	9/13/1992	5	Georgia Tech	Acworth, Ga.	FA-'18
34	Wright, K.J.	LB	6-4	246	7/23/1989	11	Mississippi State	Olive Branch, Miss.	FA-'21
Practice Squad (16)									
38	Brown, Jordan	S	6-0	197	3/26/1996	1	South Dakota State	Scottsdale, Ari.	FA-'21
84	Bushman, Matt	TE	6-5	245	3/11/1995	R	BYU	Tuscon, Ari.	FA-'21
26	Clinton-Dix, Ha Ha	S	6-1	208	12/21/1992	7	Alabama	Orlando, Fla.	FA-'21
67	Cotton Sr., Lester	G	6-4	335	2/20/1996	1	Alabama	Tuscaloosa, Ala.	FA-'19
56	Green, Gerri	DE	6-4	250	9/14/1995	1	Mississippi State	Jackson, Miss.	FA-'20
41	Jackson, Robert	CB	6-2	207	8/12/1993	3	UNLV	Fort Myers, Fla.	FA-'21
55	Lee, Marquel	LB	6-3	235	10/21/1995	4	Wake Forest	Waldorf, Md.	FA-'21
65	Morrissey, Jimmy	C	6-3	303	9/6/1998	R	Pittsburgh	Huntingdon Valley, Pa.	D7 - '21
48	Onwuasor, Patrick	LB	6-0	227	8/22/1992	6	Portland State	Inglewood, Calif.	FA-'21
79	Poutasi, Jeremiah	OL	6-5	335	7/8/1994	3	Utah	San Mateo, Calif.	FA-'21
36	Ragas, Trey	RB	5-10	214	7/11/1996	R	Louisiana	Marrero, La.	FA-'21
10	Sloter, Kyle	QB	6-5	218	2/7/1994	3	Northern Colorado	Johns Creek, Ga.	FA-'21
16	Stoner, Dillon	WR	6-0	194	6/2/1998	R	Oklahoma State	Tulsa, Okla.	FA-'21
19	Turner, DJ	WR	5-9	206	1/18/1997	R	Pittsburgh	Lanham, Md.	FA-'21
95	Vickers, Kendal	DL	6-3	295	5/23/1995	2	Tennessee	Havelock, N.C.	FA-'20
15	Wims, Javon	WR	6-4	222	9/11/1994	4	Georgia	Carol City, Fla.	FA-'21
Reserve/League Susp. (1)									
93	McCoy, Gerald	DT	6-4	300	2/25/1988	11	Oklahoma	Oklahoma City, Okla.	FA-'21
Reserve/NFIN (1)									
##	Seymour, Kamaal	T	6-6	310	4/27/1996	1	Rutgers	Brooklyn, N.Y.	FA-'20
Injured Reserve - Designated For Return (1)									
30	Richard, Jalen	RB	5-8	205	10/15/1993	6	Southern Mississippi	Alexandria, La.	FA-'16
Injured Reserve (6)									
71	Good, Denzelle	G	6-5	340	8/3/1991	7	Mars Hill	Gaffney, S.C.	W - '18 (Ind.)
64	Incognito, Richie	G	6-3	325	5/7/1983	14	Nebraska	Bogota, N.J.	FA-'19
8	Mariota, Marcus	QB	6-4	222	10/30/1993	7	Oregon	Honolulu, Hawaii	UFA-'20 (Ten.)
50	Morrow, Nicholas	LB	6-0	225	10/7/1995	5	Greenville	Huntsville, Ala.	FA-'17
22	Nixon, Keisean	CB	5-10	200	6/22/1997	3	South Carolina	Compton, Calif.	FA-'19
53	White, Javin	LB	6-2	205	2/21/1997	2	UNLV	Vacaville, Calif.	FA-'20
Reserve/Retired (3)									
##	Onwualu, James	LB	6-1	235	4/9/1994	3	Notre Dame	Saint Paul, Minn.	FA-'20
##	Riddick, Theo	RB	5-9	201	4/5/1991	9	Notre Dame	Manville, N.J.	FA-'20
##	Young, Sam	T	6-8	302	6/24/1987	12	Notre Dame	Coral Springs, Fla.	FA-'20

ROSTER/NUMERICAL

NO.	NAME	POS	HT	WT	DOB	EXP	COLLEGE	HOMETOWN	HOW ACQ
2	Carlson, Daniel	K	6-5	215	1/23/1995	4	Auburn	Colorado Springs, Colo.	FA-'18
3	Peterman, Nathan	QB	6-2	225	4/5/1994	5	Pittsburgh	Jacksonville, Fla.	FA-'18
4	Carr, Derek	QB	6-3	210	3/28/1991	8	Fresno State	Bakersfield, Calif.	D2-'14
5	Deablo, Divine	LB	6-3	226	8/17/1998	R	Virginia Tech	Winston-Salem, N.C.	D3b - '21
6	Cole, AJ	P	6-4	220	11/27/1995	3	N.C. State	College Park, Ga.	FA-'19
7	Jones, Zay	WR	6-2	200	3/30/1995	5	East Carolina	Austin, Texas	TR -'19 (Buf.)
11	Ruggs III, Henry	WR	6-0	190	1/24/1999	2	Alabama	Montgomery, Ala.	D1a-'20
13	Renfrow, Hunter	WR	5-10	185	12/21/1995	3	Clemson	Myrtle Beach, S.C.	D5-'19
17	Snead IV, Willie	WR	5-11	205	10/17/1992	7	Ball State	Muskegon Heights, Mich.	UFA-'21 (Bal.)
20	Arnette, Damon	CB	6-0	195	2/9/1996	2	Ohio State	Fort Lauderdale, Fla.	D1b-'20
21	Robertson, Amik	CB	5-9	183	6/7/1998	2	Louisiana Tech	Thibodaux, La.	D4b-'20
23	Drake, Kenyan	RB	6-1	211	1/26/1994	6	Alabama	Powder Springs, Ga.	UFA-'21 (Ari.)
24	Abram, Johnathan	S	6-0	205	10/25/1996	3	Mississippi State	Columbia, Miss.	D1c-'19
25	Moehrig, Tre'von	S	6-1	202	6/16/1999	R	TCU	Spring Branch, Texas	D2 - '21
27	Mullen Jr., Trayvon	CB	6-2	200	9/20/1997	3	Clemson	Fort Lauderdale, Fla.	D2-'19
28	Jacobs, Josh	RB	5-10	220	11/2/1998	3	Alabama	Tulsa, Okla.	D1b-'19
29	Hayward Jr., Casey	CB	5-11	192	9/9/1989	10	Vanderbilt	Perry, Ga.	UFA-'21 (LAC)
31	Barber, Peyton	RB	5-11	225	6/27/1994	6	Auburn	Alpharetta, Ga.	FA-'21
32	Leavitt, Dallin	S	5-10	195	8/8/1994	3	Utah State	Portland, Ore.	FA-'18
33	Teamer, Roderic	S	6-0	205	12/5/1997	2	Tulane	New Orleans, La.	FA-'21
34	Wright, K.J.	LB	6-4	246	7/23/1989	11	Mississippi State	Olive Branch, Miss.	FA-'21
37	Gillespie, Tyree	S	6-0	207	5/9/1997	R	Missouri	Ocala, Fla.	D4 - '21
39	Hobbs, Nate	CB	6-1	196	6/24/1999	R	Illinois	Louisville, Ky.	D5 - '21
42	Littleton, Cory	LB	6-3	228	11/18/1993	6	Washington	Spring Valley, Calif.	UFA-'20 (LAR)
44	Kwiatkoski, Nick	LB	6-2	242	5/26/1993	6	West Virginia	Bethel Park, Pa.	UFA-'20 (Chi.)
45	Ingold, Alec	FB	6-1	240	9/7/1996	3	Wisconsin	Green Bay, Wis.	FA-'19
47	Sieg, Trent	LS	6-3	240	5/19/1995	4	Colorado State	Eaton, Colo.	FA-'18
51	Koonce, Malcolm	DE	6-2	249	6/6/1998	R	Buffalo	Peekskill, N.Y.	D3a - '21
52	Perryman, Denzel	LB	5-11	240	5/12/1992	7	Miami	Coral Gables, Fla.	TR -'21
60	Simmons, Jordan	G	6-4	339	7/15/1994	4	USC	Inglewood, Calif.	FA-'21
66	Martin, Nick	C	6-4	295	4/29/1993	6	Notre Dame	Indianapolis, Ind.	UFA-'21 (Hou.)
68	James, Andre	C	6-4	300	2/5/1997	3	UCLA	Herriman, Utah	FA-'19
70	Leatherwood, Alex	T	6-5	312	5/1/1999	R	Alabama	Pensacola, Fla.	D1 - '21
72	Eluemunor, Jermaine	OL	6-4	335	12/13/1994	5	Texas A&M	Rockaway, N.J.	FA-'21
74	Miller, Kolton	T	6-8	325	9/10/1995	4	UCLA	Roseville, Calif.	D1-'18
75	Parker, Brandon	T	6-8	320	10/21/1995	4	North Carolina A&T	Kannapolis, N.C.	D3a-'18
76	Simpson, John	G	6-4	330	8/19/1997	2	Clemson	North Charleston, S.C.	D4a - '20
77	Jefferson, Quinton	DT	6-4	291	3/31/1993	6	Maryland	Pittsburgh, Pa.	UFA-'21 (Buf.)
78	Barton, Jackson	T	6-7	302	8/8/1995	3	Utah	Salt Lake City, Utah	FA-'21
82	Bowers, Nick	TE	6-4	260	5/26/1996	1	Penn State	Kittanning, Pa.	FA-'20
83	Waller, Darren	TE	6-6	255	9/13/1992	5	Georgia Tech	Acworth, Ga.	FA-'18
85	Carrier, Derek	TE	6-3	240	7/25/1990	9	Beloit	Edgerton, Wis.	UFA-'18 (LAR)
87	Moreau, Foster	TE	6-4	250	6/5/1997	3	LSU	New Orleans, La.	D4c-'19
89	Edwards, Bryan	WR	6-3	215	11/13/1998	2	South Carolina	Conway, S.C.	D3b-'20
90	Hankins, Johnathan	DT	6-3	340	3/30/1992	9	Ohio State	Dearborn Heights, Mich.	FA-'18
91	Ngakoue, Yannick	DE	6-2	246	3/31/1995	6	Maryland	Washington, D.C.	UFA -'21 (Bal.)
92	Thomas, Solomon	DT	6-3	295	8/26/1995	5	Stanford	Coppell, Texas	UFA -'21 (SF)
94	Nassib, Carl	DE	6-7	275	12/4/1993	6	Penn State	West Chester, Pa.	UFA-'20 (TB)
96	Philon, Darius	DT	6-1	286	1/22/1994	5	Arkansas	Mobile, Ala.	FA-'21
97	Square, Damion	DT	6-2	293	2/6/1989	9	Alabama	Houston, Texas	FA-'21
98	Crosby, Maxx	DE	6-5	255	8/22/1997	3	Eastern Michigan	Colleyville, Texas	D4a-'19
99	Ferrell, Clelin	DE	6-4	265	5/17/1997	3	Clemson	Richmond, Va.	D1a-'19
Practice Squad (16)									
10	Sloter, Kyle	QB	6-5	218	2/7/1994	3	Northern Colorado	Johns Creek, Ga.	FA-'21
15	Wims, Javon	WR	6-4	222	9/11/1994	4	Georgia	Carol City, Fla.	FA-'21
16	Stoner, Dillon	WR	6-0	194	6/2/1998	R	Oklahoma State	Tulsa, Okla.	FA-'21
19	Turner, DJ	WR	5-9	206	1/18/1997	R	Pittsburgh	Lanham, Md.	FA-'21
26	Clinton-Dix, Ha Ha	S	6-1	208	12/21/1992	7	Alabama	Orlando, Fla.	FA-'21
36	Ragas, Trey	RB	5-10	214	7/11/1996	R	Louisiana	Marrero, La.	FA-'21
38	Brown, Jordan	S	6-0	197	3/26/1996	1	South Dakota State	Scottsdale, Ari.	FA-'21
41	Jackson, Robert	CB	6-2	207	8/12/1993	3	UNLV	Fort Myers, Fla.	FA-'21
48	Onwuasor, Patrick	LB	6-0	227	8/22/1992	6	Portland State	Inglewood, CA	FA-'21
55	Lee, Marquel	LB	6-3	235	10/21/1995	4	Wake Forest	Waldorf, Md.	FA-'21
56	Green, Gerri	DE	6-4	250	9/14/1995	1	Mississippi State	Jackson, Miss.	FA-'20
65	Morrissey, Jimmy	C	6-3	303	9/6/1998	R	Pittsburgh	Huntingdon Valley, Pa.	D7 - '21
67	Cotton Sr., Lester	G	6-4	335	2/20/1996	1	Alabama	Tuscaloosa, Ala.	FA-'19
79	Poutasi, Jeremiah	OL	6-5	335	7/8/1994	3	Utah	San Mateo, Calif.	FA-'21
84	Bushman, Matt	TE	6-5	245	3/11/1995	R	BYU	Tuscon, Ari.	FA-'21
95	Vickers, Kendal	DL	6-3	295	5/23/1995	2	Tennessee	Havelock, N.C.	FA-'20
Reserve/League Susp. (1)									
93	McCoy, Gerald	DT	6-4	300	2/25/1988	11	Oklahoma	Oklahoma City, Okla.	FA-'21
Reserve/NFIN (1)									
##	Seymour, Kamaal	T	6-6	310	4/27/1996	1	Rutgers	Brooklyn, N.Y.	FA-'20
Injured Reserve - Designated For Return (1)									
30	Richard, Jalen	RB	5-8	205	10/15/1993	6	Southern Mississippi	Alexandria, La.	FA-'16
Injured Reserve (6)									
8	Mariota, Marcus	QB	6-4	222	10/30/1993	7	Oregon	Honolulu, Hawaii	UFA-'20 (Ten.)
22	Nixon, Keisean	CB	5-10	200	6/22/1997	3	South Carolina	Compton, Calif.	FA-'19
50	Morrow, Nicholas	LB	6-0	225	10/7/1995	5	Greenville	Huntsville, Ala.	FA-'17
53	White, Javin	LB	6-2	205	2/21/1997	2	UNLV	Vacaville, Calif.	FA-'20
64	Incognito, Richie	G	6-3	325	5/7/1983	14	Nebraska	Bogota, N.J.	FA-'19
71	Good, Denzelle	G	6-5	340	8/3/1991	7	Mars Hill	Gaffney, S.C.	W - '18 (Ind.)
Reserve/Retired (3)									
##	Young, Sam	T	6-8	302	6/24/1987	12	Notre Dame	Coral Springs, Fla.	FA-'20
##	Riddick, Theo	RB	5-9	201	4/5/1991	9	Notre Dame	Manville, N.J.	FA-'20
##	Onwualu, James	LB	6-1	235	4/9/1994	3	Notre Dame	Saint Paul, Minn.	FA-'20

(As of October 5, 2021)
OFFENSE

WR	11 Henry Ruggs III	7 Zay Jones		
LT	74 Kolton Miller	75 Brandon Parker		
LG	76 John Simpson	60 Jordan Simmons		
C	68 Andre James	66 Nick Martin		
RG	72 Jermaine Eluemunor	60 Jordan Simmons		
RT	<u>70 Alex Leatherwood</u>	78 Jackson Barton		
TE	83 Darren Waller	87 Foster Moreau	85 Derek Carrier	82 Nick Bowers
WR	89 Bryan Edwards	13 Hunter Renfrow	17 Willie Snead IV	
QB	4 Derek Carr	3 Nathan Peterman		
RB	28 Josh Jacobs	23 Kenyan Drake	31 Peyton Barber	
FB	45 Alec Ingold			

DEFENSE

DE	91 Yannick Ngakoue	94 Carl Nassib	<u>51 Malcolm Koonce</u>	
NT	90 Johnathan Hankins	96 Darius Philon		
DT	77 Quinton Jefferson	-or- 92 Solomon Thomas	97 Damion Square	
DE	98 Maxx Crosby	99 Clelin Ferrell		
SLB	34 K.J. Wright			
MLB	52 Denzel Perryman	-or- 44 Nick Kwiatkoski		
WLB	42 Cory Littleton	<u>5 Divine Deablo</u>		
LCB	27 Trayvon Mullen Jr.	<u>39 Nate Hobbs</u>	21 Amik Robertson	
RCB	29 Casey Hayward Jr.	20 Damon Arnette		
FS	<u>25 Tre'veon Moehrig</u>	33 Roderic Teamer	32 Dallin Leavitt	
SS	24 Johnathan Abram	<u>37 Tyree Gillespie</u>		

SPECIALISTS

P	6 AJ Cole	
K	2 Daniel Carlson	
H	6 AJ Cole	
LS	47 Trent Sieg	
KR	23 Kenyan Drake	11 Henry Ruggs III
PR	13 Hunter Renfrow	11 Henry Ruggs III

PRONUNCIATION GUIDE

Jermaine Eluemunor	eh-LOO-muh-nor	Yannick Ngakoue	yah-NEEK in-GAH-kway
Clelin Ferrell	CLEE-lin FURL	Darius Philon	FYE-lon
Nick Kwiatkoski	quit-COW-ski	Amik Robertson	uh-MEEK
Tre'veon Moehrig	TRAY-von MAIR-ig	Trent Sieg	SIG

ROSTER/POSITIONAL

NO.	NAME	POS.	HT.	WT.	AGE	EXP.	COLLEGE	HOMETOWN	HOW ACQ.
QUARTERBACKS (4)									
3	Peterman, Nathan	QB	6-2	225	27	5	Pittsburgh	Jacksonville, Fla.	FA-'18
4	Carr, Derek	QB	6-3	210	30	8	Fresno State	Bakersfield, Calif.	D2-'14
8	Mariota, Marcus (IR)	QB	6-4	222	27	7	Oregon	Honolulu, Hawaii	UFA-'20 (Ten.)
10	Sloter, Kyle (PS)	QB	6-5	218	27	3	Northern Colorado	Johns Creek, Ga.	FA-'21
RUNNING BACKS (7)									
##	Riddick, Theo (RET)	RB	5-9	201	30	9	Notre Dame	Manville, N.J.	FA-'20
23	Drake, Kenyan	RB	6-1	211	27	6	Alabama	Powder Springs, Ga.	UFA-'21 (Ari.)
28	Jacobs, Josh	RB	5-10	220	22	3	Alabama	Tulsa, Okla.	D1b-'19
30	Richard, Jalen (IRD)	RB	5-8	205	27	6	Southern Mississippi	Alexandria, La.	FA-'16
31	Barber, Peyton	RB	5-11	225	27	6	Auburn	Alpharetta, Ga.	FA-'21
36	Ragas, Trey (PS)	RB	5-10	214	25	R	Louisiana	Marrero, La.	FA-'21
45	Ingold, Alec	FB	6-1	240	25	3	Wisconsin	Green Bay, Wis.	FA-'19
WIDE RECEIVERS (8)									
7	Jones, Zay	WR	6-2	200	26	5	East Carolina	Austin, Texas	TR-'19 (Buf.)
11	Ruggs III, Henry	WR	6-0	190	22	2	Alabama	Montgomery, Ala.	D1a-'20
13	Renfrow, Hunter	WR	5-10	185	25	3	Clemson	Myrtle Beach, S.C.	D5-'19
15	Wims, Javon (PS)	WR	6-4	222	27	4	Georgia	Carol City, Fla.	FA-'21
16	Stoner, Dillon (PS)	WR	6-0	194	23	R	Oklahoma State	Tulsa, Okla.	FA-'21
17	Snead IV, Willie	WR	5-11	205	28	7	Ball State	Muskegon Heights, Mich.	UFA-'21 (Bal.)
19	Turner, DJ (PS)	WR	5-9	206	24	R	Pittsburgh	Lanham, Md.	FA-'21
89	Edwards, Bryan	WR	6-3	215	22	2	South Carolina	Conway, S.C.	D3b-'20
TIGHT ENDS (5)									
82	Bowers, Nick	TE	6-4	260	25	1	Penn State	Kittanning, Pa.	FA-'20
83	Waller, Darren	TE	6-6	255	29	5	Georgia Tech	Acworth, Ga.	FA-'18
84	Bushman, Matt (PS)	TE	6-5	245	26	R	BYU	Tucson, Ari.	FA-'21
85	Carrier, Derek	TE	6-3	240	31	9	Beloit	Edgerton, Wis.	UFA-'18 (LAR)
87	Moreau, Foster	TE	6-4	250	24	3	LSU	New Orleans, La.	D4c-'19
OFFENSIVE LINE (16)									
##	Seymour, Kamaal (R/NFIN)	T	6-6	310	25	1	Rutgers	Brooklyn, N.Y.	FA-'20
##	Young, Sam (RET)	T	6-8	302	34	12	Notre Dame	Coral Springs, Fla.	FA-'20
60	Simmons, Jordan	G	6-4	339	27	4	USC	Inglewood, Calif.	FA-'21
64	Incognito, Richie (IR)	G	6-3	325	38	14	Nebraska	Bogota, N.J.	FA-'19
65	Morrissey, Jimmy (PS)	C	6-3	303	23	R	Pittsburgh	Huntingdon Valley, Pa.	D7-'21
66	Martin, Nick	C	6-4	295	28	6	Notre Dame	Indianapolis, Ind.	UFA-'21 (Hou.)
67	Cotton Sr., Lester (PS)	G	6-4	335	25	1	Alabama	Tuscaloosa, Ala.	FA-'19
68	James, Andre	C	6-4	300	24	3	UCLA	Herriman, Utah	FA-'19
70	Leatherwood, Alex	T	6-5	312	22	R	Alabama	Pensacola, Fla.	D1-'21
71	Good, Denzelle (IR)	G	6-5	340	30	7	Mars Hill	Gaffney, S.C.	W-'18 (Ind.)
72	Eluemunor, Jermaine	OL	6-4	335	26	5	Texas A&M	Rockaway, N.J.	FA-'21
74	Miller, Kolton	T	6-8	325	26	4	UCLA	Roseville, Calif.	D1-'18
75	Parker, Brandon	T	6-8	320	25	4	North Carolina A&T	Kannapolis, N.C.	D3a-'18
76	Simpson, John	G	6-4	330	24	2	Clemson	North Charleston, S.C.	D4a-'20
78	Barton, Jackson	T	6-7	302	26	3	Utah	Salt Lake City, Utah	FA-'21
79	Poutasi, Jeremiah (PS)	OL	6-5	335	27	3	Utah	San Mateo, Calif.	FA-'21
LINEBACKERS (10)									
##	Onwualu, James (RET)	LB	6-1	235	27	3	Notre Dame	Saint Paul, Minn.	FA-'20
5	Deablo, Divine	LB	6-3	226	23	R	Virginia Tech	Winston-Salem, N.C.	D3b-'21
34	Wright, K.J.	LB	6-4	246	32	11	Mississippi State	Olive Branch, Miss.	FA-'21
42	Littleton, Cory	LB	6-3	228	27	6	Washington	Spring Valley, Calif.	UFA-'20 (LAR)
44	Kwiatkoski, Nick	LB	6-2	242	28	6	West Virginia	Bethel Park, Pa.	UFA-'20 (Chi.)
48	Onwuasor, Patrick (PS)	LB	6-0	227	29	6	Portland State	Inglewood, CA	FA-'21
50	Morrow, Nicholas (IR)	LB	6-0	225	25	5	Greenville	Huntsville, Ala.	FA-'17
52	Perryman, Denzel	LB	5-11	240	29	7	Miami	Coral Gables, Fla.	TR-'21
53	White, Javin (IR)	LB	6-2	205	24	2	UNLV	Vacaville, Calif.	FA-'20
55	Lee, Marquel (PS)	LB	6-3	235	25	4	Wake Forest	Waldorf, Md.	FA-'21
DEFENSIVE BACKS (14)									
20	Arnette, Damon	CB	6-0	195	25	2	Ohio State	Fort Lauderdale, Fla.	D1b-'20
21	Robertson, Amik	CB	5-9	183	23	2	Louisiana Tech	Thibodaux, La.	D4b-'20
22	Nixon, Keisean (IR)	CB	5-10	200	24	3	South Carolina	Compton, Calif.	FA-'19
24	Abram, Johnathan	S	6-0	205	24	3	Mississippi State	Columbia, Miss.	D1c-'19
25	Moehrig, Tre'von	S	6-1	202	22	R	TCU	Spring Branch, Texas	D2-'21
26	Clinton-Dix, Ha Ha (PS)	S	6-1	208	28	7	Alabama	Orlando, Fla.	FA-'21
27	Mullen Jr., Trayvon	CB	6-2	200	24	3	Clemson	Fort Lauderdale, Fla.	D2-'19
29	Hayward Jr., Casey	CB	5-11	192	32	10	Vanderbilt	Perry, Ga.	UFA-'21 (LAC)
32	Leavitt, Dallin	S	5-10	195	27	3	Utah State	Portland, Ore.	FA-'18
33	Teamer, Roderic	S	6-0	205	23	2	Tulane	New Orleans, La.	FA-'21
37	Gillespie, Tyree	S	6-0	207	24	R	Missouri	Ocala, Fla.	D4-'21
38	Brown, Jordan (PS)	S	6-0	197	25	1	South Dakota State	Scottsdale, Ari.	FA-'21
39	Hobbs, Nate	CB	6-1	196	22	R	Illinois	Louisville, Ky.	D5-'21
41	Jackson, Robert (PS)	CB	6-2	207	28	3	UNLV	Fort Myers, Fla.	FA-'21
DEFENSIVE LINE (13)									
51	Koonce, Malcolm	DE	6-2	249	23	R	Buffalo	Peekskill, N.Y.	D3a-'21
56	Green, Gerri (PS)	DE	6-4	250	26	1	Mississippi State	Jackson, Miss.	FA-'20
77	Jefferson, Quinton	DT	6-4	291	28	6	Maryland	Pittsburgh, Pa.	UFA-'21 (Buf.)
90	Hankins, Johnathan	DT	6-3	340	29	9	Ohio State	Dearborn Heights, Mich.	FA-'18
91	Ngakoue, Yannick	DE	6-2	246	26	6	Maryland	Washington, D.C.	UFA-'21 (Bal.)
92	Thomas, Solomon	DT	6-3	295	26	5	Stanford	Coppell, Texas	UFA-'21 (SF)
93	McCoy, Gerald (R/SUS)	DT	6-4	300	33	11	Oklahoma	Oklahoma City, Okla.	FA-'21
94	Nassib, Carl	DE	6-7	275	27	6	Penn State	West Chester, Pa.	UFA-'20 (TB)
95	Vickers, Kendal (PS)	DL	6-3	295	26	2	Tennessee	Havelock, N.C.	FA-'20
96	Philon, Darius	DT	6-1	286	27	5	Arkansas	Mobile, Ala.	FA-'21
97	Square, Damion	DT	6-2	293	32	9	Alabama	Houston, Texas	FA-'21
98	Crosby, Maxx	DE	6-5	255	24	3	Eastern Michigan	Colleyville, Texas	D4a-'19
99	Ferrell, Clelin	DE	6-4	265	24	3	Clemson	Richmond, Va.	D1a-'19
SPECIALISTS (3)									
2	Carlson, Daniel	K	6-5	215	26	4	Auburn	Colorado Springs, Colo.	FA-'18
6	Cole, AJ	P	6-4	220	25	3	N.C. State	College Park, Ga.	FA-'19
47	Sieg, Trent	LS	6-3	240	26	4	Colorado State	Eaton, Colo.	FA-'18

YEAR	DRAFTEES (21)	FREE AGENTS (24)	COLLEGE FREE AGENTS (5)	TRADES/WAIVERS (2)
2014	QB Derek Carr (2)			
2018	T Kolton Miller (1) T Brandon Parker (3a)	K Daniel Carlson (FA-'18) TE Derek Carrier (UFA-'18 LAR) DT Johnathan Hankins (FA-'18) QB Nathan Peterman (FA-'18) LS Trent Sieg (FA-'18) TE Darren Waller (FA-'18)	S Dallin Leavitt (FA-'18)	
2019	DE Clelin Ferrell (1a) RB Josh Jacobs (1b) S Johnathan Abram (1c) CB Trayvon Mullen Jr. (2) DE Maxx Crosby (4a) TE Foster Moreau (4c) WR Hunter Renfrow (5)		P AJ Cole (FA-'19) FB Alec Ingold (FA-'19) C Andre James (FA-'19)	WR Zay Jones (TR -'19 Buf.)
2020	WR Henry Ruggs III (1a) CB Damon Arnette (1b) WR Bryan Edwards (3b) G John Simpson (4a) CB Amik Robertson (4b)	LB Nick Kwiatkoski (UFA-'20 Chi.) LB Cory Littleton (UFA-'20 LAR) DE Carl Nassib (UFA-'20 TB)	TE Nick Bowers (FA-'20)	
2021	T Alex Leatherwood (1) S Tre'von Moehrig (2) DE Malcolm Koonce (3a) LB Divine Deablo (3b) S Tyree Gillespie (4) CB Nate Hobbs (5)	RB Peyton Barber (FA-'21) T Jackson Barton (FA-'21) RB Kenyan Drake (UFA-'21 Ari.) OL Jermaine Eluemunor (FA-'21) CB Casey Hayward Jr. (UFA -'21 LAC) DT Quinton Jefferson (UFA-'21 Buf.) C Nick Martin (UFA-'21 Hou.) DE Yannick Ngakoue (UFA -'21 Bal.) DT Darius Philon (FA-'21) G Jordan Simmons (FA-'21) WR Willie Snead IV (UFA-'21 Bal.) DT Damion Square (FA-'21) S Roderic Teamer (FA-'21) DT Solomon Thomas (UFA -'21 SF) LB K.J. Wright (FA-'21)		LB Denzel Perryman (TR -'21)

ROSTER/GAME-BY-GAME STARTERS & INACTIVES

2021 REGULAR SEASON											
OFFENSE											
DATE	OPPONENT	WR	LT	LG	C	RG	RT	TE	QB	RB	FB
9/13	Baltimore	Henry Ruggs III/ Bryan Edwards	Kolton Miller	John Simpson	Andre James	Denzelle Good	Alex Leatherwood	Darren Waller	Derek Carr	Josh Jacobs	Alec Ingold
9/19	at Pittsburgh	Henry Ruggs III	--	--	Andre James	--	--	Darren Waller/ Derek Carrier/ Foster Moreau	Derek Carr	Kenyan Drake	--
9/26	Miami	Henry Ruggs III/ Bryan Edwards	--	--	Andre James	--	--	Darren Waller/ Foster Moreau	Derek Carr	Kenyan Drake	--
10/4	at L.A. Chargers	Henry Ruggs III/ Hunter Renfrow/ Bryan Edwards	--	--	Andre James	--	--	Darren Waller	Derek Carr	Josh Jacobs	--
10/10	Chicago	--	--	--	--	--	--	--	--	--	--
10/17	at Denver	--	--	--	--	--	--	--	--	--	--
10/24	Philadelphia	--	--	--	--	--	--	--	--	--	--
11/7	at N.Y. Giants	--	--	--	--	--	--	--	--	--	--
11/14	Kansas City	--	--	--	--	--	--	--	--	--	--
11/21	Cincinnati	--	--	--	--	--	--	--	--	--	--
11/25	at Dallas	--	--	--	--	--	--	--	--	--	--
12/5	Washington	--	--	--	--	--	--	--	--	--	--
12/12	at Kansas City	--	--	--	--	--	--	--	--	--	--
12/19	at Cleveland	--	--	--	--	--	--	--	--	--	--
12/26	Denver	--	--	--	--	--	--	--	--	--	--
1/2	at Indianapolis	--	--	--	--	--	--	--	--	--	--
1/9	L.A. Chargers	--	--	--	--	--	--	--	--	--	--

2021 REGULAR SEASON											
DEFENSE											
DATE	OPPONENT	DE	DT	DE	LB	LB	CB	CB	CB	S	S
9/13	Baltimore	Maxx Crosby	Quinton Jefferson/ Johnathan Hankins	Yannick Ngakoue	Denzel Perryman	Cory Littleton	Nate Hobbs	Trayvon Mullen Jr.	Casey Hayward Jr.	Tre'von Moehrig	Johnathan Abram
9/19	at Pittsburgh	Yannick Ngakoue/ Maxx Crosby	Quinton Jefferson/ Johnathan Hankins	--	Cory Littleton	--	Nate Hobbs/ Casey Hayward Jr./ Trayvon Mullen Jr.	--	--	Tre'von Moehrig/ Johnathan Abram	--
9/26	Miami	Yannick Ngakoue/ Maxx Crosby	Quinton Jefferson/ Johnathan Hankins	--	Cory Littleton	--	Nate Hobbs/ Casey Hayward Jr./ Trayvon Mullen Jr.	--	--	Tre'von Moehrig/ Johnathan Abram	--
10/4	at L.A. Chargers	Yannick Ngakoue/ Maxx Crosby	Quinton Jefferson/ Johnathan Hankins	--	Cory Littleton/ Denzel Perryman	--	Nate Hobbs/ Casey Hayward Jr./ Trayvon Mullen Jr.	--	--	Tre'von Moehrig/ Johnathan Abram	--
10/10	Chicago	--	--	--	--	--	--	--	--	--	--
10/17	at Denver	--	--	--	--	--	--	--	--	--	--
10/24	Philadelphia	--	--	--	--	--	--	--	--	--	--
11/7	at N.Y. Giants	--	--	--	--	--	--	--	--	--	--
11/14	Kansas City	--	--	--	--	--	--	--	--	--	--
11/21	Cincinnati	--	--	--	--	--	--	--	--	--	--
11/25	at Dallas	--	--	--	--	--	--	--	--	--	--
12/5	Washington	--	--	--	--	--	--	--	--	--	--
12/12	at Kansas City	--	--	--	--	--	--	--	--	--	--
12/19	at Cleveland	--	--	--	--	--	--	--	--	--	--
12/26	Denver	--	--	--	--	--	--	--	--	--	--
1/2	at Indianapolis	--	--	--	--	--	--	--	--	--	--
1/9	L.A. Chargers	--	--	--	--	--	--	--	--	--	--

Rookies underlined.

2021 REGULAR SEASON INACTIVES							
DATE	OPPONENT	1	2	3	4	5	6
09/13	Baltimore	Nick Bowers	Clelin Ferrell	Richie Incognito	<u>Malcolm Koonce</u>	Nathan Peterman	--
09/19	at Pittsburgh	Nick Bowers	Richie Incognito	Josh Jacobs	Nick Kwiatkoski	--	--
09/26	Miami	Nick Bowers	Josh Jacobs	<u>Malcolm Koonce</u>	Dallin Leavitt	--	--
10/04	at L.A. Chargers	Jackson Barton	Nick Bowers	<u>Malcolm Koonce</u>	--	--	--
10/10	Chicago	--	--	--	--	--	--
10/17	at Denver	--	--	--	--	--	--
10/24	Philadelphia	--	--	--	--	--	--
11/07	at N.Y. Giants	--	--	--	--	--	--
11/14	Kansas City	--	--	--	--	--	--
11/21	Cincinnati	--	--	--	--	--	--
11/25	at Dallas	--	--	--	--	--	--
12/05	Washington	--	--	--	--	--	--
12/12	at Kansas City	--	--	--	--	--	--
12/19	at Cleveland	--	--	--	--	--	--
12/26	Denver	--	--	--	--	--	--
01/02	at Indianapolis	--	--	--	--	--	--
01/09	L.A. Chargers	--	--	--	--	--	--

Bold underline denotes rookie

2021 REGULAR SEASON LAS VEGAS RAIDERS PLAYER PARTICIPATION

	BAL	@ PIT	MIA	@ LAC	CHI	@ DEN	PHI	@ NYG	KC	CIN	@ DAL	WAS	@ KC	@ CLE	DEN	@ IND	LAC				
PLAYERS	9/13	9/19	9/26	10/4	10/10	10/17	10/24	11/7	11/14	11/21	11/25	12/5	12/12	12/19	12/26	1/2	1/9	GP	GS	DNP	IN
91973	Active	^	^	^	-	-	-	-	-	-	-	-	-	-	-	-	-	0	0	0	0
91976	Active	^	^	^	-	-	-	-	-	-	-	-	-	-	-	-	-	0	0	0	0
91977	Active	^	^	^	-	-	-	-	-	-	-	-	-	-	-	-	-	0	0	0	0
92493	Active	^	^	^	-	-	-	-	-	-	-	-	-	-	-	-	-	0	0	0	0
Johnathan Abram	SS	SS	SS	SS	-	-	-	-	-	-	-	-	-	-	-	-	-	4	4	0	0
Damon Arnette	P	P	P	P	-	-	-	-	-	-	-	-	-	-	-	-	-	4	0	0	0
Peyton Barber	^	P	P	P	-	-	-	-	-	-	-	-	-	-	-	-	-	3	0	0	0
Jackson Barton	^	^	^	N	-	-	-	-	-	-	-	-	-	-	-	-	-	0	0	0	1
Asmar Bilal	IR	^	^	^	-	-	-	-	-	-	-	-	-	-	-	-	-	0	0	0	0
Nick Bowers	N	N	N	N	-	-	-	-	-	-	-	-	-	-	-	-	-	0	0	0	4
Jordan Brown	PS	PS	PS	PS	-	-	-	-	-	-	-	-	-	-	-	-	-	0	0	0	0
Matt Bushman	PS	PS	PS	PS	-	-	-	-	-	-	-	-	-	-	-	-	-	0	0	0	0
Daniel Carlson	P	P	P	P	-	-	-	-	-	-	-	-	-	-	-	-	-	4	0	0	0
Derek Carr	QB	QB	QB	QB	-	-	-	-	-	-	-	-	-	-	-	-	-	4	4	0	0
Derek Carrier	P	TE	P	P	-	-	-	-	-	-	-	-	-	-	-	-	-	4	1	0	0
Ha Ha Clinton-Dix	^	PS	P	PS	-	-	-	-	-	-	-	-	-	-	-	-	-	1	0	0	0
AJ Cole	P	P	P	P	-	-	-	-	-	-	-	-	-	-	-	-	-	4	0	0	0
Lester Cotton Sr.	PS	P	PS	PS	-	-	-	-	-	-	-	-	-	-	-	-	-	1	0	0	0
Maxx Crosby	DE	DE	DE	DE	-	-	-	-	-	-	-	-	-	-	-	-	-	4	4	0	0
Divine Deablo	P	P	P	P	-	-	-	-	-	-	-	-	-	-	-	-	-	4	0	0	0
Kenyan Drake	P	RB	RB	P	-	-	-	-	-	-	-	-	-	-	-	-	-	4	2	0	0
Bryan Edwards	WR	P	WR	WR	-	-	-	-	-	-	-	-	-	-	-	-	-	4	3	0	0
Alex Ellis	IR	^	^	^	-	-	-	-	-	-	-	-	-	-	-	-	-	0	0	0	0
Clelin Ferrell	N	P	P	P	-	-	-	-	-	-	-	-	-	-	-	-	-	3	0	0	1
Tyree Gillespie	P	P	P	P	-	-	-	-	-	-	-	-	-	-	-	-	-	4	0	0	0
Denzelle Good	RG	IR	IR	IR	-	-	-	-	-	-	-	-	-	-	-	-	-	1	1	0	0
Gerri Green	PS	PS	PS	PS	-	-	-	-	-	-	-	-	-	-	-	-	-	0	0	0	0
Devery Hamilton	PS	PS	^	^	-	-	-	-	-	-	-	-	-	-	-	-	-	0	0	0	0
Johnathan Hankins	NT	NT	NT	NT	-	-	-	-	-	-	-	-	-	-	-	-	-	4	4	0	0
Madre Harper	PS	NOT	NOT	^	-	-	-	-	-	-	-	-	-	-	-	-	-	0	0	0	0
Casey Hayward Jr.	RCB	RCB	RCB	RCB	-	-	-	-	-	-	-	-	-	-	-	-	-	4	4	0	0
Nate Hobbs	LCB	LCB	LCB	LCB	-	-	-	-	-	-	-	-	-	-	-	-	-	4	4	0	0
Richie Incognito	N	N	IR	IR	-	-	-	-	-	-	-	-	-	-	-	-	-	0	0	0	2
Alec Ingold	FB	P	P	P	-	-	-	-	-	-	-	-	-	-	-	-	-	4	1	0	0
Josh Jacobs	RB	N	N	RB	-	-	-	-	-	-	-	-	-	-	-	-	-	2	2	0	2
Andre James	C	C	C	C	-	-	-	-	-	-	-	-	-	-	-	-	-	4	4	0	0
Quinton Jefferson	DT	DT	DT	DT	-	-	-	-	-	-	-	-	-	-	-	-	-	4	4	0	0
Zay Jones	P	P	P	P	-	-	-	-	-	-	-	-	-	-	-	-	-	4	0	0	0
Malcolm Koonce	N	X	N	N	-	-	-	-	-	-	-	-	-	-	-	-	-	0	0	1	3
Nick Kwiatkoski	P	N	P	P	-	-	-	-	-	-	-	-	-	-	-	-	-	3	0	0	1
Nevin Lawson	R/SUS	R/SUS	^	^	-	-	-	-	-	-	-	-	-	-	-	-	-	0	0	0	0
Alex Leatherwood	RT	RT	RT	RT	-	-	-	-	-	-	-	-	-	-	-	-	-	4	4	0	0
Dallin Leavitt	P	P	N	P	-	-	-	-	-	-	-	-	-	-	-	-	-	3	0	0	1
Cory Littleton	WLB	WLB	WLB	WLB	-	-	-	-	-	-	-	-	-	-	-	-	-	4	4	0	0
Marcus Mariota	P	IR	IR	IR	-	-	-	-	-	-	-	-	-	-	-	-	-	1	0	0	0
Nick Martin	P	P	P	P	-	-	-	-	-	-	-	-	-	-	-	-	-	4	0	0	0
Gerald McCoy	P	IR	IR	R/SUS	-	-	-	-	-	-	-	-	-	-	-	-	-	1	0	0	0
Kolton Miller	LT	LT	LT	LT	-	-	-	-	-	-	-	-	-	-	-	-	-	4	4	0	0
Tre'von Moehrig	FS	FS	FS	FS	-	-	-	-	-	-	-	-	-	-	-	-	-	4	4	0	0
Foster Moreau	P	TE	TE	P	-	-	-	-	-	-	-	-	-	-	-	-	-	4	2	0	0
Jimmy Morrissey	PS	PS	PS	PS	-	-	-	-	-	-	-	-	-	-	-	-	-	0	0	0	0
Nicholas Morrow	IR	IR	IR	IR	-	-	-	-	-	-	-	-	-	-	-	-	-	0	0	0	0
Trayvon Mullen Jr.	LCB	LCB	LCB	LCB	-	-	-	-	-	-	-	-	-	-	-	-	-	4	4	0	0
Carl Nassib	P	P	P	P	-	-	-	-	-	-	-	-	-	-	-	-	-	4	0	0	0
Yannick Ngakoue	DE	DE	DE	DE	-	-	-	-	-	-	-	-	-	-	-	-	-	4	4	0	0
Keisean Nixon	IR	IR	IR	IR	-	-	-	-	-	-	-	-	-	-	-	-	-	0	0	0	0
James Onwualu	RET	RET	RET	RET	-	-	-	-	-	-	-	-	-	-	-	-	-	0	0	0	0
Patrick Onwuasor	PS	PS	P	PS	-	-	-	-	-	-	-	-	-	-	-	-	-	1	0	0	0
Brandon Parker	P	P	P	P	-	-	-	-	-	-	-	-	-	-	-	-	-	4	0	0	0
Denzel Perryman	MLB	MLB	MLB	MLB	-	-	-	-	-	-	-	-	-	-	-	-	-	4	4	0	0
Nathan Peterman	N	X	X	X	-	-	-	-	-	-	-	-	-	-	-	-	-	0	0	3	1
Darius Philon	P	P	P	P	-	-	-	-	-	-	-	-	-	-	-	-	-	4	0	0	0
Jeremiah Poutasi	PS	PS	PS	PS	-	-	-	-	-	-	-	-	-	-	-	-	-	0	0	0	0
Trey Ragas	X	X	X	PS	-	-	-	-	-	-	-	-	-	-	-	-	-	0	0	3	0
Hunter Renfrow	P	P	P	WR	-	-	-	-	-	-	-	-	-	-	-	-	-	4	1	0	0
Jalen Richard	IR	IR	IR	IRD	-	-	-	-	-	-	-	-	-	-	-	-	-	0	0	0	0
Theo Riddick	RET	RET	RET	RET	-	-	-	-	-	-	-	-	-	-	-	-	-	0	0	0	0
Amik Robertson	P	P	P	P	-	-	-	-	-	-	-	-	-	-	-	-	-	4	0	0	0
Henry Ruggs III	WR	WR	WR	WR	-	-	-	-	-	-	-	-	-	-	-	-	-	4	4	0	0
Kamaal Seymour	R/NFIN	R/NFIN	R/NFIN	R/NFIN	-	-	-	-	-	-	-	-	-	-	-	-	-	0	0	0	0
Trent Sieg	P	P	P	P	-	-	-	-	-	-	-	-	-	-	-	-	-	4	0	0	0
John Simpson	LG	LG	LG	LG	-	-	-	-	-	-	-	-	-	-	-	-	-	4	4	0	0
Kyle Sloter	^	PS	PS	PS	-	-	-	-	-	-	-	-	-	-	-	-	-	0	0	0	0
Willie Snead IV	P	P	P	P	-	-	-	-	-	-	-	-	-	-	-	-	-	4	0	0	0
Dillon Stoner	PS	PS	PS	PS	-	-	-	-	-	-	-	-	-	-	-	-	-	0	0	0	0
Solomon Thomas	P	P	P	P	-	-	-	-	-	-	-	-	-	-	-	-	-	4	0	0	0
DJ Turner	PS	PS	PS	PS	-	-	-	-	-	-	-	-	-	-	-	-	-	0	0	0	0
Kendal Vickers	PS	PS	PS	PS	-	-	-	-	-	-	-	-	-	-	-	-	-	0	0	0	0
Darren Waller	TE	TE	TE	TE	-	-	-	-	-	-	-	-	-	-	-	-	-	4	4	0	0
Javin White	IR	IR	IR	IR	-	-	-	-	-	-	-	-	-	-	-	-	-	0	0	0	0
K.J. Wright	P	P	P	P	-	-	-	-	-	-	-	-	-	-	-	-	-	4	0	0	0
Sam Young	RET	RET	RET	RET	-	-	-	-	-	-	-	-	-	-	-	-	-	0	0	0	0

LEGEND:
CAPS=Starter, P=Player was a substitution, N=On Inactive List, X=Did Not Play (Non-injury), PS=Practice Squad, IR=Injured Reserve, NOT=Not on Roster, RET=Reserve/Retired, R/NFIN=Reserve/NFIN, IRD=Injured Reserve - Designated For Return, R/SUS=Reserve/League Susp., ^=With Other Team

ROSTER/TRANSACTIONS

DATE	POS.	PLAYER	TRANSACTION	POS.	PLAYER	TRANSACTION
Wed., Sep. 29	WR	Javon Wims	Signed to PS	RB	Trey Ragas	Signed to PS
	DT	Gerald McCoy	Placed on Reserve/Suspended By Commissioner-Less than One Year List			
Tue., Sep. 28	WR	David Moore	Signed by Broncos to active roster from Raiders PS			
Mon., Sep. 27	RB	Trey Ragas	Waived	LB	Patrick Onwuasor	Reverted to PS
	S	Ha Ha Clinton-Dix	Reverted to PS			
Sat., Sep. 25	LB	Patrick Onwuasor	Activated from PS	G	Richie Incognito	Placed on Reserve/Injured list
	RB	Trey Ragas	Signed to active roster from PS	S	Ha Ha Clinton-Dix	Activated from PS
Fri., Sep. 24	LB	Marquel Lee	Signed to PS	T	Devery Hamilton	Released from PS
Wed., Sep. 22	T	Jackson Barton	Signed as FA from New York Giants PS	LB	Marquel Lee	Released
Mon., Sep. 20	G	Lester Cotton Sr.	Reverted to PS	CB	Nevin Lawson	Released
	RB	Trey Ragas	Reverted to PS	QB	Kyle Slotter	Signed to PS
Sat., Sep. 18	QB	Marcus Mariota	Placed on Reserve/Injured list	LB	Marquel Lee	Signed to active roster from PS
	RB	Trey Ragas	Activated from PS	G	Lester Cotton Sr.	Activated from PS
Wed., Sep. 15	G	Jordan Simmons	Signed as FA	DT	Damion Square	Signed as FA
	S	Ha Ha Clinton-Dix	Signed to PS	G	Denzelle Good	Placed on Reserve/Injured list
	DT	Gerald McCoy	Placed on Reserve/Injured list	CB	Madre Harper	Released from PS
Tue., Sep. 14	RB	Trey Ragas	Reverted to PS			
Mon., Sep. 13	RB	Trey Ragas	Activated from PS			
Mon., Sep. 6	LB	K.J. Wright	Signed as FA	LB	Tanner Muse	Waived
	WR	David Moore	Signed to PS	LB	Patrick Onwuasor	Signed to PS
	RB	B.J. Emmons	Released	DT	Niles Scott	Released
Sat., Sep. 4	RB	Peyton Barber	Signed as FA from Washington PS			
Fri., Sep. 3	LB	Marquel Lee	Signed to PS	LB	Max Richardson	Released
Thu., Sep. 2	TE	Derek Carrier	Signed as FA	OL	Jermaine Eluemunor	Signed as FA
	S	Dallin Leavitt	Signed as FA	CB	Madre Harper	Signed to PS
	LB	Nicholas Morrow	Placed on Reserve/Injured list	CB	Keisean Nixon	Placed on Reserve/Injured list
	RB	Jalen Richard	Placed on Reserve/Injured list	LB	Javin White	Placed on Reserve/Injured list
Wed., Sep. 1	LB	Denzel Perryman	Acquired via trade with Panthers along with a 2022 seventh-round draft pick in exchange for a 2022 sixth-round draft pick	S	Jordan Brown	Signed to PS
	G	Lester Cotton Sr.	Signed to PS	RB	B.J. Emmons	Signed to PS
	DE	Gerri Green	Signed to PS	T	Devery Hamilton	Signed to PS
	CB	Robert Jackson	Signed to PS	C	Jimmy Morrissey	Signed to PS
	OL	Jeremiah Poutasi	Signed to PS	DT	Niles Scott	Signed to PS
	DE	Kendal Vickers	Signed to PS	LB	Max Richardson	Signed to PS
	TE	Matt Bushman	Signed to PS	RB	Trey Ragas	Signed to PS
	WR	Dillon Stoner	Signed to PS	WR	DJ Turner	Signed to PS
Tue., Aug. 31	G	Lester Cotton Sr.	Waived	DT	Matt Dickerson	Waived
	WR	Keelan Doss	Waived	RB	B.J. Emmons	Waived
	DE	Gerri Green	Waived	T	Devery Hamilton	Waived
	CB	Isaiah Johnson	Waived	G/T	Jaryd Jones-Smith	Waived
	S	Dallin Leavitt	Waived	C	Jimmy Morrissey	Waived
	OL	Jeremiah Poutasi	Waived	DT	Niles Scott	Waived
	DE	Kendal Vickers	Waived	WR	John Brown	Released
	TE	Derek Carrier	Released	S	Karl Joseph	Released
	G/T	Patrick Omameh	Released	CB	Blidi Wreh-Wilson	Released
	LB	Asmar Bilal	Waived/Injured	TE	Alex Ellis	Waived/Injured
	CB	Nevin Lawson	Placed on Reserve/Suspended List	TE	Matt Bushman	Waived
	RB	Trey Ragas	Waived	LB	Max Richardson	Waived
	WR	Dillon Stoner	Waived	WR	DJ Turner	Waived
	RB	Garrett Groshek	Waived			
Thu., Aug. 26	LB	Te'von Coney	Waived	LB	Darron Lee	Placed on Reserve/Injured List
Tue., Aug. 24	WR	Marcell Ateman	Released			
	DT	Darius Stills	Waived/Injured	P	Corliss Waitman	Waived
Mon., Aug. 23	T	Devery Hamilton	Re-signed as FA	CB	Rasul Douglas	Released
	G	Parker Ehinger	Released			
Tue., Aug. 17	LB	Te'von Coney	Signed as FA	K	Dominik Eberle	Waived
Mon., Aug. 16	QB	Case Cookus	Waived	RB	Bo Scarbrough	Waived
	LS	Liam McCullough	Waived	CB	De'Vante Bausby	Released
	WR	Caleb Scott	Waived			
	DT	Ethan Westbrook	Released			
Thu., Aug. 12	CB	Isaiah Johnson	Returned to practice from Active/Physically Unable to Perform List	CB	Shaun Crawford	Waived
Wed., Aug. 11	DT	Ethan Westbrook	Signed as FA	WR	Trey Quinn	Waived/Injured
Tue., Aug. 10	LB	Divine Deablo	Returned to practice from Active/Physically Unable to Perform List			
	QB	Case Cookus	Signed as FA	T	Devery Hamilton	Waived/NFI
Fri., Aug. 6	RB	Bo Scarbrough	Signed as FA	OL	Jeremiah Poutasi	Signed as FA
Wed., Aug. 4	DT	Gerald McCoy	Signed as FA			
Tue., Aug. 3	T	Sam Young	Placed on Reserve/Retired List			
Mon., Aug. 2	LB	James Onwualu	Placed on Reserve/Retired List	RB	Jalen Richard	Returned to practice from Reserve/COVID-19 List
	RB	Darius Jackson	Waived			
Sun., Aug. 1	K	Dominik Eberle	Re-signed as FA			
Sat., Jul. 31	K	Daniel Carlson	Placed on Reserve/COVID-19 List	RB	Kenyan Drake	Returned to practice from Active/Non-Football Injury List
Fri., Jul. 30	RB	Theo Riddick	Placed on Reserve/Retired List			
	DT	Darius Stills	Returned to practice from Active/Non-Football Injury List	RB	Darius Jackson	Signed as FA
Thu., Jul. 29	RB	B.J. Emmons	Signed as FA	RB	Jalen Richard	Placed on Reserve/COVID-19 List
Wed., Jul. 28	RB	Kenyan Drake	Placed on Active/Non-Football Injury List			
	RB	Theo Riddick	Placed on Reserve/COVID-19 List	P	Corliss Waitman	Signed as FA
Mon., Jul. 26	K	Dominik Eberle	Waived	LB	Divine Deablo	Placed on Active/Physically Unable to Perform List
Sun., Jul. 25	CB	Isaiah Johnson	Placed on Active/Physically Unable to Perform List	DT	Darius Stills	Placed on Active/Non-Football Injury List
	T	Devery Hamilton	Placed on Active/Non-Football Illness List	DE	Malcolm Koonce	Signed as draft pick (D3a - '21)
Fri., Jul. 23	LB	Divine Deablo	Signed as draft pick (D3b- '21)	CB	De'Vante Bausby	Signed as FA
Thu., Jun. 17	LB	Darron Lee	Signed as FA			
	CB	T.J. Morrison	Waived			
Thu., Jun. 10	S	Kemah Siverand	Waived	T	Sam Young	Re-signed as FA
Wed., Jun. 9	CB	Blidi Wreh-Wilson	Signed as FA	G	Parker Ehinger	Signed as FA
Mon., Jun. 7	G	Marquel Harrell	Waived	TE	Alex Ellis	Signed as FA
Fri., Jun. 4	S	Rashaan Gaulden	Waived	TE	Carson Williams	Waived
Thu., Jun. 3	S	Roderic Teamer	Signed as FA			
	OL	Erik Magnuson	Released			
Wed., May. 26	T	Kamaal Seymour	Placed on Reserve/Non-Football Injury List			
Tue., May. 25	T	Kamaal Seymour	Waived/NFI			
Mon., May. 24	OL	Patrick Omameh	Signed as FA	T	Alex Leatherwood	Signed as draft pick (D1 - '21)
Fri., May. 21	DE	David Irving	Released			
Mon., May. 17	S	Tyree Gillespie	Signed as draft pick (D4 - '21)	CB	Nate Hobbs	Signed as draft pick (D5 - '21)

	C	Jimmy Morrissey	Signed as draft pick (D7 - '21)			
Tue., May. 11	WR	Caleb Scott	Signed as FA			
Fri., May. 7	T	Devery Hamilton	Signed as UDFA	TE	Matt Bushman	Signed as UDFA
	CB	Shaun Crawford	Signed as UDFA	RB	Garrett Groshek	Signed as UDFA
	CB	T.J. Morrison	Signed as UDFA	RB	Trey Ragas	Signed as UDFA
	LB	Max Richardson	Signed as UDFA	DT	Darius Stills	Signed as UDFA
	WR	Dillon Stoner	Signed as UDFA	WR	DJ Turner	Signed as UDFA
Thu., May. 6	G	Marquel Harrell	Signed as FA			
Wed., May. 5	S	Jeff Heath	Released			
Tue., May. 4	CB	Casey Hayward	Signed as UFA (LAC)			
Mon., Apr. 26	TE	Carson Williams	Signed as FA			
Mon., Apr. 19	CB	Rasul Douglas	Signed as UFA (Car.)			
Thu., Apr. 15	DE	Arden Key	Waived	DT	Maurice Hurst	Waived
	QB	Kyle Slotter	Released			
Fri., Apr. 9	S	Karl Joseph	Signed as FA			
Fri., Mar. 26	WR	Willie Snead	Signed as UFA (Bal.)			
Wed., Mar. 24	G	Richie Incognito	Re-signed	G/T	Denzelle Good	Re-signed
	C	Nick Martin	Signed as UFA (Hou.)			
Tue., Mar. 23	CB	Nevin Lawson	Re-signed			
Mon., Mar. 22	DL	Darius Philon	Signed as FA	DL	Matt Dickerson	Signed as FA
	OL	Andre James	Signed to a multi-year contract extension			
Sat., Mar. 20	G	Gabe Jackson	Traded to the Seahawks in return for a 2021 fifth-round draft pick.	DT	Johnathan Hankins	Re-signed
Fri., Mar. 19	T	Trenton Brown	Traded with a 2022 seventh-round draft pick to the Patriots in return for a 2022 fifth-round draft pick	C	Rodney Hudson	Traded with a 2021 seventh-round draft pick to the Cardinals in return for a 2021 third-round draft pick
	RB	Kenyan Drake	Signed as UFA (Ari.)	LB	Nicholas Morrow	Re-signed
	RB	Theo Riddick	Re-signed	WR	Zay Jones	Re-signed
	TE	Derek Carrier	Re-signed	DT	Solomon Thomas	Signed as UFA (SF)
	DE	Yannick Ngakoue	Signed as UFA (Bal.)	WR	John Brown	Signed as UFA (Buf.)
Wed., Mar. 17	DT	Quinton Jefferson	Signed as UFA (Buf.)			
Tue., Mar. 9	G	Richie Incognito	Released	DB	Lamarcus Joynier	Released
Mon., Mar. 8	S	Dallin Leavitt	Signed to a one-year contract extension			
Wed., Mar. 3	LS	Trent Sieg	Re-signed as a restricted FA			
Tue., Mar. 2	DE	Kendal Vickers	Signed to a one-year contract extension			
Mon., Mar. 1	LB	Ukeme Eligwe	Waived	DE	Jeremiah Valoaga	Waived
	DB	D.J. Killings	Released			
Wed., Feb. 24	WR	Tyrell Williams	Released			
Thu., Feb. 18	DE	David Irving	Re-signed as FA			
Tue., Feb. 9	G	Lester Cotton Sr.	Signed as FA			
Thu., Feb. 4	QB	Nathan Peterman	Signed to a one-year contract extension			
Wed., Feb. 3	WR	Marcell Ateman	Signed to Reserve/Future contract			
Wed., Jan. 27	LB	Asmar Bilal	Signed to Reserve/Future contract			
Tue., Jan. 26	WR	Keelan Doss	Signed to Reserve/Future contract			
Fri., Jan. 15	QB	Kyle Slotter	Signed to Reserve/Future contract			
Tue., Jan. 12	WR	Trey Quinn	Signed to Reserve/Future contract			
Wed., Jan. 6	LS	Liam McCullough	Signed to Reserve/Future contract			
Tue., Jan. 5	TE	Nick Bowers	Signed to Reserve/Future contract	K	Dominik Eberle	Signed to Reserve/Future contract
	S	Rashaan Gaulden	Signed to Reserve/Future contract	DE	Gerri Green	Signed to Reserve/Future contract
	OL	Jaryd Jones-Smith	Signed to Reserve/Future contract	OL	Erik Magnuson	Signed to Reserve/Future contract
	LB	James Onwualu	Signed to Reserve/Future contract	DT	Niles Scott	Signed to Reserve/Future contract
	T	Kamaal Seymour	Signed to Reserve/Future contract	S	Kemah Siverand	Signed to Reserve/Future contract
	LB	Javin White	Signed to Reserve/Future contract			
Mon., Jan. 4	OL	Erik Magnuson	Reverted to PS	LB	James Onwualu	Reverted to PS
Sat., Jan. 2	S	Jeff Heath	Activated from Reserve/Injured - Designated For Return list	LB	James Onwualu	Activated from PS
	OL	Erik Magnuson	Activated from PS			
Fri., Jan. 1	S	Erik Harris	Activated from the Reserve/COVID-19 list			



RAIDERS STATISTICS

LAS VEGAS RAIDERS / REGULAR SEASON WEEK 4 / THROUGH MONDAY, OCTOBER 4, 2021

WON 3, LOST 1				JON GRUDEN (4 GAMES)	
09/13	W	33-27 (OT)	Baltimore	61,756	
09/19	W	26-17	at Pittsburgh	63,707	
09/26	W	31-28 (OT)	Miami	59,311	
10/04	L	14-28	at L.A. Chargers	70,240	

2021 TEAM STATISTICS									
								LV	OPP.
FIRST DOWNS								89	84
Rushing								19	27
Passing								60	50
Penalty								10	7
Third Down-Made/Att								24/56	18/55
Third Down Efficiency								42.9%	32.7%
Fourth Down-Made/Att								2/6	6/10
Fourth Down Efficiency								33.3%	60.0%
TOTAL NET YARDS								1,626	1,447
Avg. Per Game								406.5	361.8
Total Plays								281	276
Avg. Per Play								5.8	5.2
NET YARDS RUSHING								322	529
Avg. Per Game								80.5	132.3
Total Rushes								99	109
Avg. Per Rush								3.3	4.9
NET YARDS PASSING								1,304	918
Avg. Per Game								326.0	229.5
Sacked/Yards Lost								12/95	9/49
Gross Yards								1,399	967
Attempts/Completions								170/109	158/103
Pct. of Completion								64.1%	65.2%
Had Intercepted								3	1
PUNTS/AVERAGE								19/51.5	18/43.6
Net Punting Average								43.3	39.5
PUNT RETURN/AVG.								10/7.3	11/12.3
KICKOFF RETURN/AVG.								8/20.4	7/20.3
INTERCEPTION RETURN/AVG.								1/18.0	3/33.3
PENALTIES/YARDS								30/264	25/287
FUMBLES/BALL LOST								7/0	7/2
TOUCHDOWNS								11	12
Rushing								3	6
Passing								8	5
Returns								0	1
EXTRA POINTS/ATTEMPTS								9/10	11/11
TWO POINT CONVERSION/ATT.								0/0	1/1
FIELD GOALS/ATTEMPTS								9/10	5/6
AVG. TIME OF POSSESSION								30:57	29:03
SCORE BY PERIODS		Q1	Q2	Q3	Q4	OT	PTS		
TEAM		5	26	28	33	12	104		
OPPONENTS		28	28	3	38	3	100		
SCORING	TD	RU	PA	RT	K-PAT	FG	2PT	S	PTS
D. Carlson	0	0	0	0	9/10	9/10	0	0	36
J. Jacobs	2	2	0	0	0/0	0/0	0	0	12
H. Renfrow	2	0	2	0	0/0	0/0	0	0	12
D. Waller	2	0	2	0	0/0	0/0	0	0	12
P. Barber	1	1	0	0	0/0	0/0	0	0	6
A. Ingold	1	0	1	0	0/0	0/0	0	0	6
Z. Jones	1	0	1	0	0/0	0/0	0	0	6
F. Moreau	1	0	1	0	0/0	0/0	0	0	6
H. Ruggs III	1	0	1	0	0/0	0/0	0	0	6
C. Hayward Jr.	0	0	0	0	0/0	0/0	0	1	2
TEAM	11	3	8	0	9/10	9/10	0	1	104
OPPONENTS	12	6	5	1	11/11	5/6	1	0	100

2-Pt Conv: TM 0-0, OPP 1-1

D. Carlson: (34G, 55G) (46G, 33G, 41G, 45G) (50G, 38G, 22G) (52WL)
OPP: (40G, 47G) (56G) (48RU, 46G, 50G)

SACKS: S. Thomas 2.5, M. Crosby 2.0, D. Philon 2.0, C. Nassib 1.5, Q. Jefferson 1.0, TM 9.0, OPP 12.0 FUM/LOST: D. Carr 4/0, H. Renfrow 1/0, P. Barber 1/0, A. James 1/0, TM 7/0, OPP 7/2

PASSING	ATT	CMP	YDS	CMP%	YDS/ATT	TD	TD%	INT	INT%	LONG	SACK	LOST	RATING
D. Carr	170	109	1,399	64.1	8.2	8	4.7	3	1.8	61t	12.0	95	98.1
TEAM	170	109	1,399	64.1	8.2	8	4.7	3	1.8	61t	12	95	98.1
OPPONENTS	158	103	967	65.2	6.1	5	3.2	1	0.6	52	9	49	89.8

RUSHING	NO.	YDS	AVG	LONG	TD			
P. Barber	37	143	3.9	27	1			
J. Jacobs	23	74	3.2	15t	2			
K. Drake	22	46	2.1	6	0			
M. Mariota	1	31	31.0	31	0			
D. Carr	13	19	1.5	5	0			
H. Ruggs III	2	9	4.5	7	0			
A. Ingold	1	0	0.0	0	0			
TEAM	99	322	3.3	31	3			
OPPONENTS	109	529	4.9	35t	6			
RECEIVING	TAR	NO.	YDS	AVG	LONG	TD		
D. Waller	40	24	274	11.4	25	2		
H. Renfrow	30	22	249	11.3	27	2		
H. Ruggs III	25	14	297	21.2	61t	1		
B. Edwards	17	11	214	19.5	34	0		
K. Drake	17	13	138	10.6	21	0		
J. Jacobs	7	6	23	3.8	9	0		
A. Ingold	6	5	23	4.6	9	1		
F. Moreau	5	3	42	14.0	25	1		
P. Barber	5	3	31	10.3	23	0		
Z. Jones	4	4	66	16.5	31t	1		
W. Snead IV	3	2	29	14.5	15	0		
D. Carrier	2	2	13	6.5	9	0		
TEAM	161	109	1,399	12.8	61t	8		
OPPONENTS	154	103	967	9.4	52	5		
INTERCEPTIONS	NO.	YDS	AVG	LONG	TD			
T. Mullen Jr.	1	18	18.0	18	0			
TEAM	1	18	18.0	18	0			
OPPONENTS	3	100	33.3	85t	1			
FUMBLES	FUM	LST	FF	REC	TD			
P. Barber	1	0	0	0	0			
J. Simpson	0	0	0	2	0			
H. Renfrow	1	0	0	0	0			
A. Ingold	0	0	0	1	0			
D. Carr	4	0	0	3	0			
A. James	1	0	0	0	0			
TEAM	7	0	0	6	0			
OPPONENTS	7	2	0	4	0			
PUNTING	NO.	YDS	AVG	NET	TB	IN	LG	B
A. Cole	19	978	51.5	43.3	1	7	67	0
TEAM	19	978	51.5	43.3	1	7	67	0
OPPONENTS	18	784	43.6	39.5	0	11	59	0
PUNT RETURNS	RET	FC	YDS	AVG	LONG	TD		
H. Renfrow	9	3	67	7.4	17	0		
N. Kwiatkoski	1	0	6	6.0	6	0		
TEAM	10	3	73	7.3	17	0		
OPPONENTS	11	4	135	12.3	30	0		
KICKOFF RETURNS	NO.	YDS	AVG	LONG	TD			
H. Ruggs III	4	70	17.5	22	0			
K. Drake	3	68	22.7	31	0			
P. Barber	1	25	25.0	25	0			
TEAM	8	163	20.4	31	0			
OPPONENTS	7	142	20.3	28	0			
FIELD GOALS	1-19	20-29	30-39	40-49	50+			
D. Carlson	0/0	1/1	3/3	3/3	2/3			
TEAM	0/0	1/1	3/3	3/3	2/3			
OPPONENTS	0/0	0/0	0/0	3/4	2/2			

DEFENSIVE/SPECIAL TEAMS STATS

2021 REGULAR SEASON LAS VEGAS RAIDERS DEFENSIVE STATS (THROUGH WEEK 4)

POS.	PLAYER	SOLO	ASST.	TOTAL	TFL	SACKS/YDS.	PR	FR	FF	INT./YDS.	PD
LB	D. Perryman	29	19	48	1	0.0/0.0	0	1	0	0/0	0
LB	C. Littleton	21	15	36	0	0.0/0.0	0	0	0	0/0	1
S	J. Abram	17	14	31	2	0.0/0.0	0	0	0	0/0	1
CB	T. Mullen Jr.	13	2	15	0	0.0/0.0	0	0	0	1/18	4
CB	N. Hobbs	11	4	15	0	0.0/0.0	0	0	0	0/0	0
S	T. Moehrig	10	3	13	0	0.0/0.0	0	0	0	0/0	1
DT	J. Hankins	3	8	11	0	0.0/0.0	2	0	0	0/0	0
CB	C. Hayward Jr.	9	1	10	2	0.0/0.0	0	0	0	0/0	2
DE	M. Crosby	6	4	10	3	2.0/12.0	13	0	0	0/0	1
DT	Q. Jefferson	4	6	10	1	1.0/5.0	4	0	1	0/0	0
DE	C. Nassib	6	3	9	1	1.5/12.5	2	0	1	0/0	0
DT	D. Philon	5	4	9	3	2.0/10.0	2	1	0	0/0	0
LB	K. Wright	4	5	9	1	0.0/0.0	0	0	0	0/0	0
CB	A. Robertson	7	1	8	0	0.0/0.0	0	0	0	0/0	0
DT	S. Thomas	3	5	8	1	2.5/9.5	4	0	1	0/0	2
DE	Y. Ngakoue	3	4	7	0	0.0/0.0	4	0	0	0/0	1
LB	N. Kwiatkoski	5	1	6	1	0.0/0.0	0	0	0	0/0	0
CB	D. Arnette	2	2	4	0	0.0/0.0	0	0	0	0/0	1
S	R. Teamer	2	0	2	0	0.0/0.0	0	0	0	0/0	0
DE	C. Ferrell	1	1	2	0	0.0/0.0	0	0	0	0/0	0
S	D. Leavitt	1	1	2	0	0.0/0.0	0	0	0	0/0	1
S	T. Gillespie	0	2	2	0	0.0/0.0	0	0	0	0/0	0
LB	D. Deablo	1	0	1	0	0.0/0.0	0	0	0	0/0	0
WR	H. Renfrow	0	0	0	0	0.0/0.0	0	0	0	0/0	1
TOTALS		163	105	268	16	9.0/49.0	31	2	3	1/18	16

2021 REGULAR SEASON RAIDERS SPECIAL TEAMS STATS

POS.	PLAYER	TKLS.	ASST.	TOTAL
S	Gillespie, Tyree	1	2	3
LB	Lee, Marquel	1	2	3
LB	Kwiatkoski, Nick	0	3	3
S	Leavitt, Dallin	0	3	3
TE	Carrier, Derek	2	0	2
S	Abram, Johnathan	1	1	2
LB	Littleton, Cory	1	1	2
FB	Ingold, Alec	1	0	1
WR	Jones, Zay	1	0	1
S	Moehrig, Tre'von	1	0	1
TE	Moreau, Foster	1	0	1
CB	Mullen Jr., Trayvon	1	0	1
LS	Sieg, Trent	1	0	1
LB	Deablo, Divine	0	1	1
CB	Robertson, Amik	0	1	1
TOTALS		12	14	26

DEFENSIVE SCORES

INT (0)

FR (0)

Safety (1) (:36) (Shotgun) J.Brissett pass short left to J.Waddle tackled in End Zone for -1 yards, SAFETY (C.Hayward). **vs. MIA (09/26/21)**

SPECIAL TEAMS BIG PLAYS

FR (0)

Regular Season defensive and special teams statistics are based on press box statistics.

2021 REGULAR SEASON RAIDERS GAME-BY-GAME OFFENSE

	09/13	09/19	09/26	10/04	10/10	10/17	10/24	11/07	11/14	11/21	11/25	12/05	12/12	12/19	12/26	01/02	01/09	
	BAL	@ PIT	MIA	@ LAC	CHI	@ DEN	PHI	@ NYG	KC	CIN	DAL	WAS	@ KC	@ CLE	DEN	@ IND	LAC	Totals
SCORING																		
Points	33	26	31	14														104
Q1	0	3	2	0														5
Q2	10	6	10	0														26
Q3	0	7	7	14														28
Q4	17	10	6	0														33
OT	6	0	6	0														12
TD Rushing	2	0	1	0														3
TD Passing	2	2	2	2														8
TD KO Returns	0	0	0	0														0
TD Punt Returns	0	0	0	0														0
TD Sp. Teams	0	0	0	0														0
TD Def. Returns	0	0	0	0														0
FG Attempts	2	4	3	1														10
FG Made	2	4	3	0														9
Safety	0	0	1	0														1
2-Pt Attempts	0	0	0	0														0
2-Pt Made	0	0	0	0														0
Time of Possession	34:08	34:22	38:47	25:18														132:35
FIRST DOWNS																		
Total	26	22	28	13														89
Rushing	6	4	7	2														19
Passing	17	17	18	8														60
Penalty	3	1	3	3														10
THIRD DOWNS																		
Attempts	15	13	15	13														56
Converted	7	5	8	4														24
Percentage	46.7%	38.5%	53.3%	30.8%														42.9%
FOURTH DOWNS																		
Attempts	1	1	1	3														6
Converted	0	1	0	1														2
Percentage	0.0%	100.0%	0.0%	33.3%														33.3%
TOT. OFFENSE																		
Net Yards	491	425	497	213														1,626
Plays	80	64	81	56														281
Avg./Play	6.1	6.6	6.1	3.8														5.8
RUSHING																		
Net Yards	82	52	140	48														322
Rush. Att.	21	25	35	18														99
Avg./Att.	3.9	2.1	4.0	2.7														3.3
ADVANCES																		
Rushes	21	25	35	18														99
Completions	34	28	26	21														218
Totals	55	53	61	39														208
Total Drives	14	10	13	12														49
PENALTIES																		
Number	10	5	8	7														30
Yards	62	40	104	58														264
FUMBLES																		
Number	1	2	2	2														7
Lost	0	0	0	0														0
PUNTING																		
Yards	316	190	216	256														978
Punts	6	4	4	5														19
Net Avg.	41.5	37.3	47.3	47.2														43.3
Gross Avg.	52.7	47.5	54.0	51.2														51.5

2021 REGULAR SEASON RAIDERS GAME-BY-GAME DEFENSE

	09/13	09/19	09/26	10/04	10/10	10/17	10/24	11/07	11/14	11/21	11/25	12/05	12/12	12/19	12/26	01/02	01/09	
	BAL	@ PIT	MIA	@ LAC	CHI	@ DEN	PHI	@ NYG	KC	CIN	@ DAL	WAS	@ KC	@ CLE	DEN	@ IND	LAC	Totals
SCORING																		
Points	27	17	28	28														100
Q1	7	0	14	7														28
Q2	7	7	0	14														28
Q3	3	0	0	0														3
Q4	10	10	11	7														38
OT	0	0	3	0														3
TD Rushing	2	1	2	1														6
TD Passing	1	1	0	3														5
TD KO Returns	0	0	0	0														0
TD Punt Returns	0	0	0	0														0
TD Sp. Teams	0	0	0	0														0
TD Def. Returns	0	0	1	0														1
FG Attempts	2	1	3	0														6
FG Made	2	1	2	0														5
Safety	0	0	0	0														0
2-Pt Attempts	0	0	1	0														1
2-Pt Made	0	0	1	0														1
Time of Possession	32:14	25:38	31:13	34:42														123:47
FIRST DOWNS																		
Total	20	17	22	25														84
Rushing	8	3	5	11														27
Passing	11	13	13	13														50
Penalty	1	1	4	1														7
THIRD DOWNS																		
Attempts	12	12	18	13														55
Converted	3	5	6	4														18
Percentage	25.0%	41.7%	33.3%	30.8%														32.7%
FOURTH DOWNS																		
Attempts	2	1	4	3														10
Converted	1	0	3	2														6
Percentage	50.0%	0.0%	75.0%	66.7%														60.0%
TOT. OFFENSE																		
Net Yards	406	331	330	380														1,447
Plays	67	56	78	75														276
Avg./Play	6.1	5.9	4.2	5.1														5.2
RUSHING																		
Net Yards	189	39	133	168														529
Rush. Att.	34	14	27	34														109
Avg./Att.	5.6	2.8	4.9	4.9														4.9
ADVANCES																		
Rushes	34	14	27	34														109
Completions	19	27	32	25														206
Totals	53	41	59	59														212
Total Drives	13	11	11	12														47
PENALTIES																		
Number	5	5	8	7														25
Yards	71	43	68	105														287
FUMBLES																		
Number	4	1	2	0														7
Lost	2	0	0	0														2
PUNTING																		
Yards	179	197	155	253														784
Punts	4	4	4	6														18
Net Avg.	42.3	42.8	36.5	37.5														39.5
Gross Avg.	44.8	49.3	38.8	42.2														43.6

LAS VEGAS RAIDERS SEASON HIGHS

CATEGORY	HIGH	DATE	OPPONENT
Points	33	9/13	vs. Baltimore
Points in a Quarter	17	9/13	vs. Baltimore
Points in a Half	17	9/13	vs. Baltimore
Total Touchdowns	4	9/13	vs. Baltimore
Offensive Plays	81	9/26	vs. Miami
Total Net Yards	497	9/26	vs. Miami
Total First Downs	28	9/26	vs. Miami
First Downs Rushing	7	9/26	vs. Miami
First Downs Passing	18	9/26	vs. Miami
First Down Penalties	3	9/13	vs. Baltimore
Third Down Efficiency	53.3%	9/26	vs. Miami
Average Yards Per Play	6.6	9/19	at Pittsburgh
Total Net Yards Rushing	140	9/26	vs. Miami
Rushing Attempts	35	9/26	vs. Miami
Rushing Average Yards	4	9/26	vs. Miami
Rushing Touchdowns	2	9/13	vs. Baltimore
Total Net Yards Passing	409	9/13	vs. Baltimore
Passing Attempts	56	9/13	vs. Baltimore
Passing Completions	34	9/13	vs. Baltimore
Passing Touchdowns	2	9/13	vs. Baltimore
Yards Per Attempt	9.6	9/19	at Pittsburgh
Passes Thrown for Interception	1	9/13	vs. Baltimore
Times Sacked	4	10/4	at L.A. Chargers
QB Sacks	4	10/4	at L.A. Chargers
Sack Yards Lost	31	10/4	at L.A. Chargers
Total Punts	6	9/13	vs. Baltimore
Total Punt Yards	316	9/13	vs. Baltimore
Gross Punting Average	54	9/26	vs. Miami
Net Punting Average	47.3	9/26	vs. Miami
Punt Returns	4	10/4	at L.A. Chargers
Punt Return Yards	28	10/4	at L.A. Chargers
Punt Return Average	13.0	9/19	at Pittsburgh
Kickoff Returns	4	10/4	at L.A. Chargers
Kickoff Return Yards	93	10/4	at L.A. Chargers
Total Penalties	10	9/13	vs. Baltimore
Penalty Yards	104	9/26	vs. Miami
Total Fumbles	2	9/19	at Pittsburgh
Fumbles Lost	0	9/13	vs. Baltimore
Time of Possession	38:47	9/26	vs. Miami
Turnovers	1	9/13	vs. Baltimore

OPPONENT SEASON HIGHS

CATEGORY	HIGH	DATE	OPPONENT
Points	28	9/26	vs. Miami
Points in a Quarter	14	9/26	vs. Miami
Points in a Half	21	10/4	at L.A. Chargers
Total Touchdowns	4	10/4	at L.A. Chargers
Offensive Plays	78	9/26	vs. Miami
Total Net Yards	406	9/13	vs. Baltimore
Total First Downs	25	10/4	at L.A. Chargers
First Downs Rushing	11	10/4	at L.A. Chargers
First Downs Passing	13	9/19	at Pittsburgh
First Down Penalties	4	9/26	vs. Miami
Third Down Efficiency	41.7%	9/19	at Pittsburgh
Average Yards Per Play	6.1	9/13	vs. Baltimore
Total Net Yards Rushing	189	9/13	vs. Baltimore
Rushing Attempts	34	9/13	vs. Baltimore
Rushing Average Yards	5.6	9/13	vs. Baltimore
Rushing Touchdowns	2	9/13	vs. Baltimore
Total Net Yards Passing	292	9/19	at Pittsburgh
Passing Attempts	49	9/26	vs. Miami
Passing Completions	32	9/26	vs. Miami
Passing Touchdowns	3	10/4	at L.A. Chargers
Yards Per Attempt	7	9/19	at Pittsburgh
Passes Thrown for Interception	1	9/19	at Pittsburgh
Times Sacked	3	9/13	vs. Baltimore
QB Sacks	3	9/13	vs. Baltimore
Sack Yards Lost	18	9/13	vs. Baltimore
Total Punts	6	10/4	at L.A. Chargers
Total Punt Yards	253	10/4	at L.A. Chargers
Gross Punting Average	49.3	9/19	at Pittsburgh
Net Punting Average	42.8	9/19	at Pittsburgh
Punt Returns	4	9/13	vs. Baltimore
Punt Return Yards	67	9/13	vs. Baltimore
Punt Return Average	16.8	9/13	vs. Baltimore
Kickoff Returns	4	9/19	at Pittsburgh
Kickoff Return Yards	92	9/19	at Pittsburgh
Total Penalties	8	9/26	vs. Miami
Penalty Yards	105	10/4	at L.A. Chargers
Total Fumbles	4	9/13	vs. Baltimore
Fumbles Lost	2	9/13	vs. Baltimore
Time of Possession	34:42	10/4	at L.A. Chargers
Turnovers	2	9/13	vs. Baltimore

2021 REGULAR SEASON RAIDERS INDIVIDUAL SINGLE-GAME HIGHS

Touchdowns	2	Josh Jacobs	vs. Ravens	09/13
Passes Attempted	56	Derek Carr	vs. Ravens	09/13
Passes Completed	34	Derek Carr	vs. Ravens	09/13
Completion Percentage	75.6	Derek Carr	at Steelers	09/19
Passing Yards	435	Derek Carr	vs. Ravens	09/13
Yards Per Attempt	10.3	Derek Carr	at Steelers	09/19
Touchdown Passes	2	Derek Carr	at Chargers	10/04
		Derek Carr	vs. Dolphins	09/26
		Derek Carr	at Steelers	09/19
		Derek Carr	vs. Ravens	09/13
Receptions	10	Darren Waller	vs. Ravens	09/13
Receiving Yards	113	Henry Ruggs III	at Steelers	09/19
Touchdown Receptions	1	Hunter Renfrow	at Chargers	10/04
		Darren Waller	at Chargers	10/04
		Alec Ingold	vs. Dolphins	09/26
		Hunter Renfrow	vs. Dolphins	09/26
		Foster Moreau	at Steelers	09/19
		Henry Ruggs III	at Steelers	09/19
		Zay Jones	vs. Ravens	09/13
		Darren Waller	vs. Ravens	09/13
Rushing Yards	111	Peyton Barber	vs. Dolphins	09/26
Rushing Attempts	23	Peyton Barber	vs. Dolphins	09/26
Rushing Average	4.8	Peyton Barber	vs. Dolphins	09/26
Rushing Touchdowns	2	Josh Jacobs	vs. Ravens	09/13
Yards From Scrimmage	142	Peyton Barber	vs. Dolphins	09/26
Combined Net Yards	142	Peyton Barber	vs. Dolphins	09/26
Interceptions Made	1	Trayvon Mullen Jr.	at Steelers	09/19
Interceptions Thrown	1	Derek Carr	at Chargers	10/04
		Derek Carr	vs. Dolphins	09/26
		Derek Carr	vs. Ravens	09/13
INT Return Yards	18	Trayvon Mullen Jr.	at Steelers	09/19
Tackles	14	Denzel Perryman	vs. Dolphins	09/26
Sacks	2.0	Darius Philon	at Chargers	10/04
		Solomon Thomas	at Steelers	09/19
		Maxx Crosby	vs. Ravens	09/13
Punts	6	AJ Cole	vs. Ravens	09/13
Punts Inside the 20	2	AJ Cole	vs. Dolphins	09/26
		AJ Cole	at Steelers	09/19
		AJ Cole	vs. Ravens	09/13
Punting Average	54.0	AJ Cole	vs. Dolphins	09/26
Punt Returns	3	Hunter Renfrow	at Chargers	10/04
Punt Return Yards	26	Hunter Renfrow	at Steelers	09/19
Kickoff Returns	3	Kenyan Drake	at Chargers	10/04
Kickoff Return Yards	68	Kenyan Drake	at Chargers	10/04
Field Goals Attempted	4	Daniel Carlson	at Steelers	09/19
Field Goals Made	4	Daniel Carlson	at Steelers	09/19

2021 REGULAR SEASON LAS VEGAS RAIDERS LONGEST PLAYS

Rushing Long	31	Marcus Mariota	vs. Ravens	09/13
Touchdown Run	15	Josh Jacobs	vs. Ravens	09/13
Passing Long	61	Derek Carr	at Steelers	09/19
Touchdown Pass Long	61	Derek Carr	at Steelers	09/19
Reception	61	Henry Ruggs III	at Steelers	09/19
Touchdown Reception	61	Henry Ruggs III	at Steelers	09/19
Interception Return	18	Trayvon Mullen Jr.	at Steelers	09/19
Longest Own Fumble Return	1	Alec Ingold	vs. Dolphins	09/26
Longest Opponent's Fumble Return	1	Denzel Perryman	vs. Ravens	09/13
Punt Return	17	Hunter Renfrow	at Chargers	10/04
Kickoff Return	31	Kenyan Drake	at Chargers	10/04
Punt	67	AJ Cole	vs. Dolphins	09/26
		AJ Cole	vs. Ravens	09/13
Field Goal Made	55	Daniel Carlson	vs. Ravens	09/13
Field Goal Attempt	55	Daniel Carlson	vs. Ravens	09/13

2021 REGULAR SEASON OPPONENTS INDIVIDUAL SINGLE-GAME HIGHS

Touchdowns	2	Austin Ekeler	at Chargers	10/04
Passes Attempted	49	Jacoby Brissett	vs. Dolphins	09/26
Passes Completed	32	Jacoby Brissett	vs. Dolphins	09/26
Completion Percentage	67.5	Ben Roethlisberger	at Steelers	09/19
Passing Yards	295	Ben Roethlisberger	at Steelers	09/19
Yards Per Attempt	7.8	Lamar Jackson	vs. Ravens	09/13
Touchdown Passes	3	Justin Herbert	at Chargers	10/04
Receptions	12	Jaylen Waddle	vs. Dolphins	09/26
Receiving Yards	105	Diontae Johnson	at Steelers	09/19
Touchdown Receptions	1	Jared Cook	at Chargers	10/04
		Austin Ekeler	at Chargers	10/04
		Donald Parham Jr.	at Chargers	10/04
		Najee Harris	at Steelers	09/19
		Marquise Brown	vs. Ravens	09/13
Rushing Yards	117	Austin Ekeler	at Chargers	10/04
Rushing Attempts	15	Austin Ekeler	at Chargers	10/04
Rushing Average	7.8	Austin Ekeler	at Chargers	10/04
Rushing Touchdowns	1	Austin Ekeler	at Chargers	10/04
		Jacoby Brissett	vs. Dolphins	09/26
		Malcolm Brown	vs. Dolphins	09/26
		JuJu Smith-Schuster	at Steelers	09/19
		Lataavius Murray	vs. Ravens	09/13
		Ty'Son Williams	vs. Ravens	09/13
Yards From Scrimmage	145	Austin Ekeler	at Chargers	10/04
Combined Net Yards	145	Austin Ekeler	at Chargers	10/04
Interceptions Made	1	Derwin James Jr.	at Chargers	10/04
		Elandon Roberts	vs. Dolphins	09/26
		Anthony Averett	vs. Ravens	09/13
Interceptions Thrown	1	Ben Roethlisberger	at Steelers	09/19
INT Return Yards	85	Elandon Roberts	vs. Dolphins	09/26
Tackles	10	Joe Schobert	at Steelers	09/19
		Robert Spillane	at Steelers	09/19
Sacks	2.0	Brandon Jones	vs. Dolphins	09/26
Punts	5	Ty Long	at Chargers	10/04
Punts Inside the 20	3	Ty Long	at Chargers	10/04
		Michael Palardy	vs. Dolphins	09/26
		Pressley Harvin III	at Steelers	09/19
Punting Average	49.3	Pressley Harvin III	at Steelers	09/19
Punt Returns	4	Devin Duvernay	vs. Ravens	09/13
Punt Return Yards	67	Devin Duvernay	vs. Ravens	09/13
Kickoff Returns	4	Ray-Ray McCloud	at Steelers	09/19
Kickoff Return Yards	92	Ray-Ray McCloud	at Steelers	09/19
Field Goals Attempted	3	Jason Sanders	vs. Dolphins	09/26
Field Goals Made	2	Jason Sanders	vs. Dolphins	09/26
		Justin Tucker	vs. Ravens	09/13

2021 REGULAR SEASON OPPONENTS LONGEST PLAYS

Rushing Long	35	Ty'Son Williams	vs. Ravens	09/13
Touchdown Run	35	Ty'Son Williams	vs. Ravens	09/13
Passing Long	52	Ben Roethlisberger	at Steelers	09/19
Touchdown Pass Long	25	Ben Roethlisberger	at Steelers	09/19
Reception	52	Chase Claypool	at Steelers	09/19
Touchdown Reception	25	Najee Harris	at Steelers	09/19
Interception Return	85	Elandon Roberts	vs. Dolphins	09/26
Longest INT Return for TD	85	Elandon Roberts	vs. Dolphins	09/26
Punt Return	30	Devin Duvernay	vs. Ravens	09/13
Kickoff Return	28 (2)	Ray-Ray McCloud	at Steelers	09/19
Punt	59	Pressley Harvin III	at Steelers	09/19
Field Goal Made	56	Chris Boswell	at Steelers	09/19
Field Goal Attempt	56 (2)	Chris Boswell	at Steelers	09/19

2021 REGULAR SEASON BIG YARDAGE GAMES

100-YARD PASS RECEIVERS

DATE	OPPONENT	PLAYER	REC.	YDS.	AVG.	LG	TD
9/13	vs. Ravens	Darren Waller	10	105	10.5	24	1
9/19	at Steelers	Henry Ruggs III	5	113	22.6	61T	1

100-YARD RUSHERS

DATE	OPPONENT	PLAYER	ATT.	YDS.	AVG.	LG	TD
9/26	vs. Dolphins	Peyton Barber	23	111	4.8	27	1

300-YARD PASSERS

DATE	OPPONENT	PLAYER	ATT.	YDS.	COMP.	LG	TD
9/13	vs. Ravens	Derek Carr	56	435	34	37	2
9/19	at Steelers	Derek Carr	37	382	28	61T	2
9/26	vs. Dolphins	Derek Carr	43	386	26	34	2

2021 OPPONENTS BIG YARDAGE GAMES

100-YARD PASS RECEIVERS

DATE	OPPONENT	PLAYER	REC.	YDS.	AVG.	LG	TD
9/19	at Steelers	Diontae Johnson	9	105	11.7	41	0

100-YARD RUSHERS

DATE	OPPONENT	PLAYER	ATT.	YDS.	AVG.	LG	TD
10/4	at Chargers	Austin Ekeler	15	117	7.8	20	1

BIG PLAYS OF 20+ YARDS

DATE	OPPONENT	QTR	RAIDERS PLAYER	RUN	PASS	DOWN	RESULT	GAME OUTCOME
09/19	at Pittsburgh	4	Derek Carr -> Henry Ruggs III		61T	3-10-LV 39	Touchdown	W, 26-17
10/04	at L.A. Chargers	4	Derek Carr -> Henry Ruggs III		51	1-10-LV 14	Missed FG	L, 28-14
09/13	Baltimore	4	Derek Carr -> Henry Ruggs III		37	3-10-BAL 47	Touchdown	W, 33-27 (ot)
09/26	Miami	5	Derek Carr -> Bryan Edwards		34	2-15-LV 20	Field Goal	W, 31-28 (ot)
09/13	Baltimore	5	Derek Carr -> Bryan Edwards		32	3-4-BAL 33	Interception	W, 33-27 (ot)
09/26	Miami	5	Derek Carr -> Bryan Edwards		32	2-10-LV 47	Field Goal	W, 31-28 (ot)
09/13	Baltimore	1	Marcus Mariota run	31		3-1-LV 34	Punt	W, 33-27 (ot)
09/13	Baltimore	5	Derek Carr -> Zay Jones		31T	2-14-BAL 31	Touchdown	W, 33-27 (ot)
09/19	at Pittsburgh	3	Derek Carr -> Henry Ruggs III		30	2-9-PIT 39	Touchdown	W, 26-17
09/13	Baltimore	5	Derek Carr -> Hunter Renfrow		27	2-12-LV 34	Interception	W, 33-27 (ot)
09/26	Miami	5	Peyton Barber run	27		1-10-MIA 46	Field Goal	W, 31-28 (ot)
09/19	at Pittsburgh	2	Derek Carr -> Foster Moreau		25	1-10-LV 48	Field Goal	W, 26-17
09/19	at Pittsburgh	4	Derek Carr -> Darren Waller		25	2-7-LV 30	Field Goal	W, 26-17
09/26	Miami	1	Derek Carr -> Hunter Renfrow		25	3-10-LV 35	Punt	W, 31-28 (ot)
09/13	Baltimore	2	Derek Carr -> Darren Waller		24	3-1-BAL 43	Touchdown	W, 33-27 (ot)
09/26	Miami	1	Derek Carr -> Hunter Renfrow		24	2-8-LV 17	Interception	W, 31-28 (ot)
09/19	at Pittsburgh	3	Derek Carr -> Hunter Renfrow		23	3-9-LV 37	Touchdown	W, 26-17
09/26	Miami	3	Derek Carr -> Peyton Barber		23	2-7-LV 38	Touchdown	W, 31-28 (ot)
09/26	Miami	1	Derek Carr -> Bryan Edwards		23	1-10-MIA 49	Interception	W, 31-28 (ot)
09/26	Miami	2	Derek Carr -> Henry Ruggs III		23	2-6-LV 29	Touchdown	W, 31-28 (ot)
09/26	Miami	3	Derek Carr -> Darren Waller		23	3-13-MIA 42	Touchdown	W, 31-28 (ot)
09/13	Baltimore	4	Derek Carr -> Kenyan Drake		21	3-28-LV 23	Punt	W, 33-27 (ot)
09/26	Miami	2	Derek Carr -> Henry Ruggs III		21	3-3-MIA 29	Touchdown	W, 31-28 (ot)
10/04	at L.A. Chargers	2	Derek Carr -> Darren Waller		21	3-5-LV 20	Punt	L, 28-14
09/13	Baltimore	4	Derek Carr -> Bryan Edwards		20	1-10-LV 25	Field Goal	W, 33-27 (ot)

DATE	OPPONENT	QTR	OPP. PLAYER	RUN	PASS	DOWN	RESULT	GAME OUTCOME
09/19	at Pittsburgh	4	Ben Roethlisberger -> Chase Claypool		52	2-7-PIT 23	Touchdown	W, 17-26
09/13	Baltimore	4	Lamar Jackson -> Sammy Watkins		49	2-5-BAL 43	Touchdown	W, 27-33 (ot)
09/19	at Pittsburgh	2	Ben Roethlisberger -> Diontae Johnson		41	3-8-LV 46	Touchdown	W, 17-26
09/13	Baltimore	1	Ty'Son Williams run	35T		4-1-LV 35	Touchdown	W, 27-33 (ot)
10/04	at L.A. Chargers	2	Justin Herbert -> Stephen Anderson		34	2-2-LV 46	Touchdown	L, 14-28
09/13	Baltimore	2	Lamar Jackson -> Sammy Watkins		29	2-14-LV 43	Touchdown	W, 27-33 (ot)
09/13	Baltimore	2	Lamar Jackson -> Marquise Brown		29	1-10-BAL 32	Touchdown	W, 27-33 (ot)
09/13	Baltimore	4	Lamar Jackson run	28		2-10-BAL 35	Field Goal	W, 27-33 (ot)
09/26	Miami	5	Jacoby Brissett -> Mike Gesicki		27	4-20-MIA 15	Field Goal	W, 28-31 (ot)
09/19	at Pittsburgh	4	Ben Roethlisberger -> Najee Harris		25T	3-10-LV 25	Touchdown	W, 17-26
09/26	Miami	1	Malcolm Brown run	24T		1-10-LV 24	Touchdown	W, 28-31 (ot)
10/04	at L.A. Chargers	1	Justin Herbert -> Jared Cook		22	2-6-LAC 41	Touchdown	L, 14-28
09/13	Baltimore	1	Lamar Jackson -> Ty'Son Williams		21	2-10-BAL 35	Touchdown	W, 27-33 (ot)
10/04	at L.A. Chargers	1	Jalen Guyton run	21		1-10-LAC 40	Downs	L, 14-28
10/04	at L.A. Chargers	4	Austin Ekeler run	20		1-10-LAC 44	Punt	L, 14-28

RAIDERS
(AS OF OCT 5, 2021, 10:32 AM PDT)
2021 : REGULAR SEASON

PLAYS			NET YARDS			TIME		
DATE	OPPONENT	PLAYS	DATE	OPPONENT	NET YARDS	DATE	OPPONENT	TIME
9/19	at Pittsburgh	13 (field goal)	9/26	Miami	95 (touchdown) [PEN: 19, GROSS: 76]	9/19	at Pittsburgh	6:23 (field goal)
9/26	Miami	11 (touchdown)	9/19	at Pittsburgh	82 (touchdown) [PEN: 0, GROSS: 82]	9/26	Miami	6:05 (touchdown)
10/4	at L.A. Chargers	11 (touchdown)	10/4	at L.A. Chargers	81 (touchdown) [PEN: 45, GROSS: 36]	10/4	at L.A. Chargers	5:59 (touchdown)
9/13	Baltimore	10 (punt)	9/13	Baltimore	75 (touchdown) [PEN: -10, GROSS: 85]	9/13	Baltimore	5:02 (downs)
10/10	Chicago	--	9/13	Baltimore	75 (touchdown) [PEN: 9, GROSS: 66]	10/10	Chicago	--
10/17	at Denver	--	10/10	Chicago	--	10/17	at Denver	--
10/24	Philadelphia	--	10/17	at Denver	--	10/24	Philadelphia	--
11/7	at N.Y. Giants	--	10/24	Philadelphia	--	11/7	at N.Y. Giants	--
11/14	Kansas City	--	11/7	at N.Y. Giants	--	11/14	Kansas City	--
11/21	Cincinnati	--	11/14	Kansas City	--	11/21	Cincinnati	--
11/25	at Dallas	--	11/21	Cincinnati	--	11/25	at Dallas	--
12/5	Washington	--	11/25	at Dallas	--	12/5	Washington	--
12/12	at Kansas City	--	12/5	Washington	--	12/12	at Kansas City	--
12/19	at Cleveland	--	12/12	at Kansas City	--	12/19	at Cleveland	--
12/26	Denver	--	12/19	at Cleveland	--	12/26	Denver	--
1/2	at Indianapolis	--	12/26	Denver	--	1/2	at Indianapolis	--
1/9	L.A. Chargers	--	1/2	at Indianapolis	--	1/9	L.A. Chargers	--
--	--	--	1/9	L.A. Chargers	--	--	--	--

2021 REGULAR SEASON

WEEK 1: RAIDERS 33, RAVENS 27

SEPTEMBER 13, 2021

RAIDERS													RAVENS												
#	RECD	LOST	POSS	OBTAINED	BEGAN	PLAYS	YDS	PEN	NET	1ST	ENDED	GIVEN UP	#	RECD	LOST	POSS	OBTAINED	BEGAN	PLAYS	YDS	PEN	NET	1ST	ENDED	GIVEN UP
1	15:00	10:29	4:31	Kickoff	LV 25	10	42	-10	32	2	BAL 43	Punt	1	10:29	05:14	5:15	Punt	BAL 8	8	29	-5	24	2	BAL 32	Punt
2	05:14	04:46	0:28	Punt	LV 24	3	0	0	0	0	LV 24	Punt	2	04:46	01:47	2:59	Punt	BAL 35	6	65	0	65	2	LV 35	TD
3	01:47	00:08	1:39	Kickoff	LV 15	4	13	0	13	1	LV 28	Punt	3	00:08	14:09	0:59	Punt	BAL 20	3	3	0	3	0	BAL 23	Punt
4	14:09	11:30	2:39	Punt	LV 35	3	-5	-6	-11	0	LV 24	Punt	4	11:30	08:52	2:38	Punt	BAL 32	6	68	0	68	3	LV 10	TD
5	08:52	04:14	4:38	Kickoff	LV 25	9	66	9	75	5	BAL 2	TD	5	04:14	01:12	3:02	Kickoff	BAL 25	7	39	0	39	2	LV 36	Downs
6	01:12	00:00	1:12	Downs	LV 36	9	33	15	48	3	BAL 16	Field Goal	6	15:00	13:10	1:50	Kickoff	BAL 25	5	14	5	19	2	BAL 44	Punt
7	13:10	10:48	2:22	Punt	LV 7	3	4	-7	-3	0	LV 4	Punt	7	10:48	08:24	2:24	Punt	LV 38	6	16	0	16	1	LV 22	Field Goal
8	08:24	03:22	5:02	Kickoff	LV 20	8	45	22	67	2	BAL 13	Downs	8	03:22	14:49	3:33	Downs	BAL 13	5	22	-10	12	1	BAL 25	Punt
9	14:49	13:23	1:26	Punt	LV 41	3	8	-5	3	0	LV 44	Punt	9	13:23	11:54	1:29	Punt	BAL 19	3	19	0	19	1	BAL 36	Fumble
10	11:54	09:18	2:36	Fumble	BAL 41	5	41	0	41	3	BAL 15	TD	10	09:18	06:04	3:14	Kickoff	BAL 25	6	75	0	75	3	LV 8	TD
11	06:04	03:44	2:20	Kickoff	LV 25	9	85	-10	75	4	BAL 10	TD	11	03:44	00:37	3:07	Kickoff	BAL 25	8	46	0	46	2	LV 29	Field Goal
12	00:37	00:02	0:35	Kickoff	LV 25	5	38	0	38	2	BAL 37	Field Goal	12	00:02	00:00	0:02	Kickoff	BAL 25	1	-1	0	-1	0	BAL 25	End Half
13	10:00	06:13	3:47	Kickoff	LV 25	9	74	-4	70	3	BAL 5	Int	13	06:13	04:31	1:42	Int	BAL 20	5	7	0	7	1	BAL 33	Fumble
14	04:31	03:38	0:53	Fumble	BAL 27	2	32	-5	27	1	BAL 31	TD													

WEEK 2: RAIDERS 26, STEELERS 17

SEPTEMBER 19, 2021

RAIDERS													STEELERS												
#	RECD	LOST	POSS	OBTAINED	BEGAN	PLAYS	YDS	PEN	NET	1ST	ENDED	GIVEN UP	#	RECD	LOST	POSS	OBTAINED	BEGAN	PLAYS	YDS	PEN	NET	1ST	ENDED	GIVEN UP
1	11:27	08:15	3:12	Punt	LV 16	6	19	0	19	1	LV 35	Punt	1	15:00	11:27	3:33	Kickoff	PIT 32	6	14	0	14	1	PIT 46	Punt
2	05:44	03:10	2:34	Int	PIT 39	5	17	-5	12	1	PIT 27	Field Goal	2	08:15	05:44	2:31	Punt	PIT 8	5	14	0	14	1	PIT 22	Int
3	13:32	09:34	3:58	Downs	LV 38	8	27	20	47	2	PIT 15	Field Goal	3	03:10	13:32	4:38	Kickoff	PIT 22	10	50	-10	40	2	LV 38	Downs
4	06:25	00:02	6:23	Kickoff	LV 25	13	73	-20	53	5	PIT 22	Field Goal	4	09:34	06:25	3:09	Kickoff	PIT 25	7	75	0	75	4	LV 3	TD
5	15:00	12:15	2:45	Kickoff	LV 25	6	22	0	22	1	LV 47	Punt	5	00:02	00:00	0:02	Kickoff		0	0	0	0	0		End Half
6	09:11	05:02	4:09	Punt	LV 18	7	82	0	82	4	PIT 9	TD	6	12:15	09:11	3:04	Punt	PIT 13	6	20	0	20	1	PIT 33	Punt
7	01:43	12:56	3:47	Punt	LV 3	7	47	0	47	3	PIT 46	Punt	7	05:02	01:43	3:19	Kickoff	PIT 17	6	28	10	38	3	LV 45	Punt
8	11:15	09:35	1:40	Kickoff	LV 25	5	75	0	75	2	LV 39	TD	8	12:56	11:15	1:41	Punt	PIT 20	5	80	0	80	2	LV 25	TD
9	08:23	05:51	2:32	Punt	LV 24	4	14	0	14	1	LV 38	Punt	9	09:35	08:23	1:12	Kickoff	PIT 25	3	9	0	9	0	PIT 34	Punt
10	03:42	00:20	3:22	Kickoff	LV 27	7	46	0	46	2	PIT 27	Field Goal	10	05:51	03:42	2:09	Punt	PIT 32	8	30	0	30	2	LV 38	Field Goal
													11	00:20	00:00	0:20	Kickoff	PIT 25	1	11	0	11	1	PIT 25	End Game

WEEK 3: RAIDERS 31, DOLPHINS 28

SEPTEMBER 26, 2021

RAIDERS													DOLPHINS												
#	RECD	LOST	POSS	OBTAINED	BEGAN	PLAYS	YDS	PEN	NET	1ST	ENDED	GIVEN UP	#	RECD	LOST	POSS	OBTAINED	BEGAN	PLAYS	YDS	PEN	NET	1ST	ENDED	GIVEN UP
1	15:00	13:26	1:34	Kickoff	LV 25	3	-4	0	-4	0	LV 21	Punt	1	13:26	10:48	2:38	Punt	MIA 32	6	21	0	21	1	LV 47	Punt
2	10:48	06:34	4:14	Punt	LV 15	7	64	0	64	3	MIA 21	Int	2	04:49	03:07	1:42	Downs	LV 34	4	34	0	34	2	LV 24	TD
3	06:34	04:49	1:45	Kickoff	LV 25	4	9	0	9	0	LV 34	Downs	3	00:36	00:32	0:04	Punt	MIA 1	1	-1	0	-1	0	MIA 1	Safety
4	03:07	00:36	2:31	Kickoff	LV 25	8	43	-18	25	2	LV 42	Punt	4	11:36	06:20	5:16	Kickoff	MIA 25	9	36	0	36	3	LV 39	Punt
5	00:32	11:36	3:56	Kickoff	LV 37	9	31	0	31	2	MIA 32	Field Goal	5	01:56	00:00	1:56	Kickoff	MIA 24	10	41	5	46	4	LV 30	Missed FG
6	06:20	01:56	4:24	Punt	LV 5	10	76	19	95	6	MIA 1	TD	6	15:00	12:33	2:27	Kickoff	MIA 25	4	14	-15	-1	0	MIA 24	Punt
7	12:33	07:17	5:16	Punt	LV 28	9	67	5	72	5	MIA 12	TD	7	07:17	04:52	2:25	Kickoff	MIA 25	6	12	15	27	1	LV 48	Punt
8	04:52	13:47	6:05	Punt	LV 16	11	94	-10	84	5	MIA 1	TD	8	13:47	08:30	5:17	Kickoff	MIA 25	11	47	0	47	3	LV 28	Field Goal
9	08:30	06:59	1:31	Kickoff	LV 25	3	7	0	7	0	LV 32	Punt	9	06:59	04:29	2:30	Punt	MIA 30	6	12	15	27	1	LV 43	Downs
10	04:29	03:22	1:07	Downs	LV 43	3	-16	0	-16	0	LV 27	Punt	10	03:22	00:02	3:20	Punt	MIA 18	13	61	21	82	5	LV 1	TD
11	00:02	00:00	0:02	Kickoff	LV 25	1	-1	0	-1	0	LV 25	End Half	11	06:27	02:49	3:38	Kickoff	MIA 25	11	53	-10	43	2	LV 32	Field Goal
12	10:00	06:27	3:33	Kickoff	LV 25	8	55	0	55	2	MIA 20	Field Goal													
13	02:49	00:00	2:49	Kickoff	LV 25	8	73	-1	72	3	MIA 3	Field Goal													

WEEK 4: RAIDERS 14, CHARGERS 28

OCTOBER 4, 2021

RAIDERS													CHARGERS												
#	RECD	LOST	POSS	OBTAINED	BEGAN	PLAYS	YDS	PEN	NET	1ST	ENDED	GIVEN UP	#	RECD	LOST	POSS	OBTAINED	BEGAN	PLAYS	YDS	PEN	NET	1ST	ENDED	GIVEN UP
1	08:01	06:21	1:40	Kickoff	LV 30	3	3	0	3	0	LV 33	Punt	1	15:00	08:01	6:59	Kickoff	LAC 25	12	75	0	75	5	LV 4	TD
2	05:24	04:05	1:19	Punt	LV 23	3	-8	0	-8	0	LV 15	Punt	2	06:21	05:24	0:57	Punt	LAC 24	3	5	0	5	0	LAC 29	Punt
3	01:59	14:50	2:09	Downs	LV 41	3	5	-5	0	0	LV 41	Punt	3	04:05	01:59	2:06	Punt	LAC 40	5	19	0	19	1	LV 41	Downs
4	13:26	11:34	1:52	Punt	LAC 44	4	7	0	7	0	LAC 37	Downs	4	14:50	13:26	1:24	Punt	LAC 10	3	8	0	8	0	LAC 18	Punt
5	09:40	07:51	1:49	Punt	LV 15	6	33	-15	18	1	LV 33	Punt	5	11:34	09:40	1:54	Downs	LAC 37	3	7	0	7	0	LAC 44	Punt
6	04:16	02:44	1:32	Kickoff	LV 8	3	9	0	9	0	LV 17	Punt	6	07:51	04:16	3:35	Punt	LAC 20	6	65	15	80	4	LV 10	TD
7	00:29	00:00	0:29	Kickoff	LV 30	2	2	-5	-3	0	LV 25	End Half	7	02:44	00:29	2:15	Punt	LAC 31	9	69	0	69	5	LV 14	TD
8	15:00	09:01	5:59	Kickoff	LV 22	11	58	20	78	6	LAC 10	TD	8	09:01	04:39	4:22	Kickoff	LAC 27	9	19	0	19	2	LAC 46	Punt
9	04:39	01:44	2:55	Punt	LV 19	6	36	45	81	3	LAC 3	TD	9	01:44	13:26	3:18	Kickoff	LAC 15	9	32	5	37	3	LV 48	Punt
10	13:26	10:38	2:48	Punt	LV 14	5	52	0	52	1	LAC 34	Missed FG	10	10:38	05:20	5:18	Missed FG	LAC 42	10	58	0	58	4	LV 11	TD
11	05:20	03:14	2:06	Kickoff	LV 25	7	13	15	28	2	LAC 47	Int	11	03:14	01:51	1:23	Int	LAC 44	4	25	-5	20	1	LV 36	Punt
12	01:51	01:11	0:40	Punt	LV 10	4	3	0	3	0	LV 13	Downs	12	01:11	00:00	1:11	Downs	LV 13	2	-2	0	-2	0	LV 14	End Game

2021 REGULAR SEASON

		RAIDERS								OPPONENT							
DATE	OPPONENT	FIRST HALF				SECOND HALF				FIRST HALF				SECOND HALF			
		PLAYS	YDS	TIME	RESULT	PLAYS	YDS	TIME	RESULT	PLAYS	YDS	TIME	RESULT	PLAYS	YDS	TIME	RESULT
09/13	Ravens	10	32	4:31	Punt	3	-3	2:22	Punt	8	24	5:15	Punt	5	19	1:50	Punt
09/19	at Steelers	6	19	3:12	Punt	6	22	2:45	Punt	6	14	3:33	Punt	6	20	3:04	Punt
09/26	Dolphins	3	-4	1:34	Punt	9	72	5:16	TD	6	21	2:38	Punt	4	-1	2:27	Punt
10/04	at Chargers	3	3	1:40	Punt	11	78	5:59	TD	12	75	6:59	TD	9	19	4:22	Punt
10/10	Bears	--	--	--	--	--	--	--	--	--	--	--	--	--	--	--	--
10/17	at Broncos	--	--	--	--	--	--	--	--	--	--	--	--	--	--	--	--
10/24	Eagles	--	--	--	--	--	--	--	--	--	--	--	--	--	--	--	--
11/07	at Giants	--	--	--	--	--	--	--	--	--	--	--	--	--	--	--	--
11/14	Chiefs	--	--	--	--	--	--	--	--	--	--	--	--	--	--	--	--
11/21	Bengals	--	--	--	--	--	--	--	--	--	--	--	--	--	--	--	--
11/25	at Cowboys	--	--	--	--	--	--	--	--	--	--	--	--	--	--	--	--
12/05	Washington	--	--	--	--	--	--	--	--	--	--	--	--	--	--	--	--
12/12	at Chiefs	--	--	--	--	--	--	--	--	--	--	--	--	--	--	--	--
12/19	at Browns	--	--	--	--	--	--	--	--	--	--	--	--	--	--	--	--
12/26	Broncos	--	--	--	--	--	--	--	--	--	--	--	--	--	--	--	--
01/02	at Colts	--	--	--	--	--	--	--	--	--	--	--	--	--	--	--	--
01/09	Chargers	--	--	--	--	--	--	--	--	--	--	--	--	--	--	--	--

2021 REGULAR SEASON RAIDERS ADVANCES

DATE	OPPONENT	RUSHES	COMPLETIONS	ADVANCES	OUTCOME
09/13	Baltimore	21	34	55	W 33-27 OT
09/19	at Pittsburgh	25	28	53	W 26-17
09/26	Miami	35	26	61	W 31-28 OT
10/04	at L.A. Chargers	18	21	39	L 28-14
10/10	Chicago	--	--	--	--
10/17	at Denver	--	--	--	--
10/24	Philadelphia	--	--	--	--
11/07	at N.Y. Giants	--	--	--	--
11/14	Kansas City	--	--	--	--
11/21	Cincinnati	--	--	--	--
11/25	at Dallas	--	--	--	--
12/05	Washington	--	--	--	--
12/12	at Kansas City	--	--	--	--
12/19	at Cleveland	--	--	--	--
12/26	Denver	--	--	--	--
01/02	at Indianapolis	--	--	--	--
01/09	L.A. Chargers	--	--	--	--
TOTALS		99	109	208	

2021 REGULAR SEASON OPPONENT ADVANCES

DATE	OPPONENT	RUSHES	COMPLETIONS	ADVANCES	OUTCOME
09/13	Baltimore	34	19	53	W 33-27 OT
09/19	at Pittsburgh	14	27	41	W 26-17
09/26	Miami	27	32	59	W 31-28 OT
10/04	at L.A. Chargers	34	25	59	L 28-14
10/10	Chicago	--	--	--	--
10/17	at Denver	--	--	--	--
10/24	Philadelphia	--	--	--	--
11/07	at N.Y. Giants	--	--	--	--
11/14	Kansas City	--	--	--	--
11/21	Cincinnati	--	--	--	--
11/25	at Dallas	--	--	--	--
12/05	Washington	--	--	--	--
12/12	at Kansas City	--	--	--	--
12/19	at Cleveland	--	--	--	--
12/26	Denver	--	--	--	--
01/02	at Indianapolis	--	--	--	--
01/09	L.A. Chargers	--	--	--	--
TOTALS		109	103	212	

RAIDERS RECORD WHEN:

Having 45 or more advances	3 - 0
Having 50 or more advances	3 - 0
Having less than 45 advances	0 - 1
Having less than 50 advances	0 - 1
Allowing 45 or more advances	2 - 1
Allowing 50 or more advances	2 - 1
Allowing less than 45 advances	1 - 0
Allowing less than 50 advances	1 - 0

NOTE: Advances equal to all rushing attempts plus completions.

RAIDERS 2021 REGULAR SEASON THIRD DOWN EFFICIENCY

		RAIDERS										
Date	Opponent	3rd & 1	3rd & 2	3rd & 3	3rd & 4	3rd & 5	3rd & 6	3rd & 7	3rd & 8	3rd & 9	3rd & 10+	Total
09/13	Baltimore	3 / 3	0 / 0	0 / 0	1 / 1	0 / 2	0 / 0	0 / 0	0 / 0	1 / 1	2 / 8	7 / 15
09/19	at Pittsburgh	1 / 1	0 / 1	1 / 3	1 / 1	0 / 0	0 / 1	0 / 1	0 / 0	1 / 3	1 / 2	5 / 13
09/26	Miami	1 / 2	0 / 0	1 / 2	0 / 1	0 / 0	2 / 2	0 / 1	1 / 1	1 / 2	2 / 4	8 / 15
10/04	at L.A. Chargers	1 / 2	0 / 1	1 / 2	0 / 0	1 / 2	0 / 1	0 / 2	1 / 1	0 / 0	0 / 2	4 / 13
10/10	Chicago	--	--	--	--	--	--	--	--	--	--	--
10/17	at Denver	--	--	--	--	--	--	--	--	--	--	--
10/24	Philadelphia	--	--	--	--	--	--	--	--	--	--	--
11/07	at N.Y. Giants	--	--	--	--	--	--	--	--	--	--	--
11/14	Kansas City	--	--	--	--	--	--	--	--	--	--	--
11/21	Cincinnati	--	--	--	--	--	--	--	--	--	--	--
11/25	at Dallas	--	--	--	--	--	--	--	--	--	--	--
12/05	Washington	--	--	--	--	--	--	--	--	--	--	--
12/12	at Kansas City	--	--	--	--	--	--	--	--	--	--	--
12/19	at Cleveland	--	--	--	--	--	--	--	--	--	--	--
12/26	Denver	--	--	--	--	--	--	--	--	--	--	--
01/02	at Indianapolis	--	--	--	--	--	--	--	--	--	--	--
01/09	L.A. Chargers	--	--	--	--	--	--	--	--	--	--	--
TOTALS		6 / 8	0 / 2	3 / 7	2 / 3	1 / 4	2 / 4	0 / 4	2 / 2	3 / 6	5 / 16	24 / 56
		75.0%	0.0%	42.9%	66.7%	25.0%	50.0%	0.0%	100.0%	50.0%	31.3%	42.9%
		3RD & 1-3: 9 / 17 = 52.9%			3RD & 4-6: 5 / 11 = 45.5%			3RD & 7-10+: 10 / 28 = 35.7%				

OPPONENT 2021 REGULAR SEASON THIRD DOWN EFFICIENCY

		OPPONENT										
Date	Opponent	3rd & 1	3rd & 2	3rd & 3	3rd & 4	3rd & 5	3rd & 6	3rd & 7	3rd & 8	3rd & 9	3rd & 10+	Total
09/13	Baltimore	0 / 0	1 / 1	0 / 1	0 / 1	0 / 1	2 / 3	0 / 4	0 / 0	0 / 0	0 / 1	3 / 12
09/19	at Pittsburgh	0 / 0	1 / 1	0 / 0	0 / 1	1 / 1	0 / 1	0 / 0	2 / 2	0 / 1	1 / 5	5 / 12
09/26	Miami	0 / 1	0 / 1	1 / 3	1 / 2	2 / 3	0 / 1	1 / 2	0 / 1	1 / 2	0 / 2	6 / 18
10/04	at L.A. Chargers	0 / 0	0 / 3	0 / 0	2 / 2	0 / 1	1 / 1	0 / 0	1 / 3	0 / 0	0 / 3	4 / 13
10/10	Chicago	--	--	--	--	--	--	--	--	--	--	--
10/17	at Denver	--	--	--	--	--	--	--	--	--	--	--
10/24	Philadelphia	--	--	--	--	--	--	--	--	--	--	--
11/07	at N.Y. Giants	--	--	--	--	--	--	--	--	--	--	--
11/14	Kansas City	--	--	--	--	--	--	--	--	--	--	--
11/21	Cincinnati	--	--	--	--	--	--	--	--	--	--	--
11/25	at Dallas	--	--	--	--	--	--	--	--	--	--	--
12/05	Washington	--	--	--	--	--	--	--	--	--	--	--
12/12	at Kansas City	--	--	--	--	--	--	--	--	--	--	--
12/19	at Cleveland	--	--	--	--	--	--	--	--	--	--	--
12/26	Denver	--	--	--	--	--	--	--	--	--	--	--
01/02	at Indianapolis	--	--	--	--	--	--	--	--	--	--	--
01/09	L.A. Chargers	--	--	--	--	--	--	--	--	--	--	--
TOTALS		0 / 1	2 / 6	1 / 4	3 / 6	3 / 6	3 / 6	1 / 6	3 / 6	1 / 3	1 / 11	18 / 55
		0.0%	33.3%	25.0%	50.0%	50.0%	50.0%	16.7%	50.0%	33.3%	9.1%	32.7%
		3RD & 1-3: 3 / 11 = 27.3%			3RD & 4-6: 9 / 18 = 50.0%			3RD & 7-10+: 6 / 26 = 23.1%				

2021 REGULAR SEASON FOURTH DOWN EFFICIENCY

Date	Opponent	RAIDERS						OPPONENT					
		4th & 1	4th & 2	4th & 3	4th & 4	4th & 5+	Total	4th & 1	4th & 2	4th & 3	4th & 4	4th & 5+	Total
09/13	Baltimore	0 / 1	0 / 0	0 / 0	0 / 0	0 / 0	0 / 1	1 / 2	0 / 0	0 / 0	0 / 0	0 / 0	1 / 2
09/19	at Pittsburgh	1 / 1	0 / 0	0 / 0	0 / 0	0 / 0	1 / 1	0 / 0	0 / 0	0 / 0	0 / 1	0 / 0	0 / 1
09/26	Miami	0 / 1	0 / 0	0 / 0	0 / 0	0 / 0	0 / 1	1 / 2	0 / 0	0 / 0	0 / 0	2 / 2	3 / 4
10/04	at L.A. Chargers	1 / 1	0 / 0	0 / 1	0 / 0	0 / 1	1 / 3	0 / 0	2 / 2	0 / 0	0 / 0	0 / 1	2 / 3
10/10	Chicago	--	--	--	--	--	--	--	--	--	--	--	--
10/17	at Denver	--	--	--	--	--	--	--	--	--	--	--	--
10/24	Philadelphia	--	--	--	--	--	--	--	--	--	--	--	--
11/07	at N.Y. Giants	--	--	--	--	--	--	--	--	--	--	--	--
11/14	Kansas City	--	--	--	--	--	--	--	--	--	--	--	--
11/21	Cincinnati	--	--	--	--	--	--	--	--	--	--	--	--
11/25	at Dallas	--	--	--	--	--	--	--	--	--	--	--	--
12/05	Washington	--	--	--	--	--	--	--	--	--	--	--	--
12/12	at Kansas City	--	--	--	--	--	--	--	--	--	--	--	--
12/19	at Cleveland	--	--	--	--	--	--	--	--	--	--	--	--
12/26	Denver	--	--	--	--	--	--	--	--	--	--	--	--
01/02	at Indianapolis	--	--	--	--	--	--	--	--	--	--	--	--
01/09	L.A. Chargers	--	--	--	--	--	--	--	--	--	--	--	--
TOTALS		2 / 4	0 / 0	0 / 1	0 / 0	0 / 1	2 / 6	2 / 4	2 / 2	0 / 0	0 / 1	2 / 3	6 / 10
		50.0%	0.0%	0.0%	0.0%	0.0%	33.3%	50.0%	100.0%	0.0%	0.0%	66.7%	60.0%

2020 REGULAR SEASON 100.0+ PASSER RATING

RAIDERS

PASSING GAMES

DATE	OPPONENT	PLAYER	ATT	CMP	YDS	CMP%	YDS/ATT	YDS/CMP	TD	TD%	INT	INT%	LONG	SACK/LOST	RATING
09/13	at Carolina	Derek Carr	30	22	239	73.33%	7.97	10.86	1	3.33%	0	0.00%	45	0/0	107.50
09/21	vs. New Orleans	Derek Carr	38	28	284	73.68%	7.47	10.14	3	7.89%	0	0.00%	31	3/23	120.90
09/27	at New England	Derek Carr	32	24	261	75.00%	8.16	10.88	2	6.25%	0	0.00%	34	2/12	119.40
10/04	vs. Buffalo	Derek Carr	44	32	311	72.73%	7.07	9.72	2	4.55%	0	0.00%	37	2/14	107.30
10/11	at Kansas City	Derek Carr	31	22	347	70.97%	11.19	15.77	3	9.68%	1	3.23%	72t	1/1	126.70
11/08	at L.A. Chargers	Derek Carr	23	13	165	56.52%	7.17	12.69	2	8.70%	0	0.00%	53	1/5	108.10
11/22	vs. Kansas City	Derek Carr	31	23	275	74.19%	8.87	11.96	3	9.68%	1	3.23%	29	0/0	119.70
12/26	vs. Miami	Derek Carr	34	21	336	61.76%	9.88	16.00	1	2.94%	0	0.00%	85t	3/22	104.50

2020 OPPONENTS 100.0+ PASSER RATING

PASSING GAMES

DATE	OPPONENT	PLAYER	ATT	CMP	YDS	CMP%	YDS/ATT	YDS/CMP	TD	TD%	INT	INT%	LONG	SACK/LOST	RATING
10/04	vs. Buffalo	Josh Allen	34	24	288	70.59%	8.47	12.00	2	5.88%	0	0.00%	49	1/14	115.80
10/25	vs. Tampa Bay	Tom Brady	45	33	369	73.33%	8.20	11.18	4	8.89%	0	0.00%	35	0/0	127.00
11/08	at L.A. Chargers	Justin Herbert	42	28	326	66.67%	7.76	11.64	2	4.76%	0	0.00%	50	2/14	105.90
11/22	vs. Kansas City	Patrick Mahomes	45	34	348	75.56%	7.73	10.24	2	4.44%	1	2.22%	22t	0/0	102.80
12/13	vs. Indianapolis	Philip Rivers	28	19	244	67.86%	8.71	12.84	2	7.14%	0	0.00%	41t	0/0	118.80
12/17	vs. L.A. Chargers	Justin Herbert	32	22	314	68.75%	9.81	14.27	2	6.25%	0	0.00%	53	1/8	121.10
01/03	at Denver	Drew Lock	41	25	339	60.98%	8.27	13.56	2	4.88%	0	0.00%	92t	2/15	103.60

*Need minimum of 20 attempts to qualify

2021 REGULAR SEASON

Date	Opponent	Quarterback	Loss	0-9	10-19	20-29	30-39	40-49	50+
09/13	Baltimore	Carr	--	16	11 (1)	4	3 (1)	--	--
09/19	at Pittsburgh	Carr	--	12 (1)	11	3	1	--	1 (1)
09/26	Miami	Carr	--	8 (1)	7 (1)	8	3	--	--
10/04	at L.A. Chargers	Carr	--	16 (1)	3 (1)	--	1	--	1
10/10	Chicago	--	--	--	--	--	--	--	--
10/17	at Denver	--	--	--	--	--	--	--	--
10/24	Philadelphia	--	--	--	--	--	--	--	--
11/07	at N.Y. Giants	--	--	--	--	--	--	--	--
11/14	Kansas City	--	--	--	--	--	--	--	--
11/21	Cincinnati	--	--	--	--	--	--	--	--
11/25	at Dallas	--	--	--	--	--	--	--	--
12/05	Washington	--	--	--	--	--	--	--	--
12/12	at Kansas City	--	--	--	--	--	--	--	--
12/19	at Cleveland	--	--	--	--	--	--	--	--
12/26	Denver	--	--	--	--	--	--	--	--
01/02	at Indianapolis	--	--	--	--	--	--	--	--
01/09	L.A. Chargers	--	--	--	--	--	--	--	--
PLAYER TOTALS		Carr	--	52 (3)	32 (3)	15	8 (1)	--	2 (1)
TEAM TOTALS			--	52 (3)	32 (3)	15	8 (1)	--	2 (1)

RAIDERS 2021 REGULAR SEASON YARDS GAINED BY DOWN

RAIDERS												OPPONENT													
		1ST DOWN			2ND DOWN			3RD DOWN			4TH DOWN			1ST DOWN			2ND DOWN			3RD DOWN			4TH DOWN		
Date	Opponent	Att	Yds	Avg	Att	Yds	Avg	Att	Yds	Avg	Att	Yds	Avg	Att	Yds	Avg	Att	Yds	Avg	Att	Yds	Avg	Att	Yds	Avg
09/13	Baltimore	37	170	4.6	27	159	5.9	15	167	11.1	1	0	0.0	30	141	4.7	23	223	9.7	12	15	1.3	2	35	17.5
09/19	at Pittsburgh	30	189	6.3	20	114	5.7	13	120	9.2	1	2	2.0	23	91	4.0	20	130	6.5	12	110	9.2	1	0	0.0
09/26	Miami	36	156	4.3	29	228	7.9	15	113	7.5	1	0	0.0	31	117	3.8	25	110	4.4	18	60	3.3	4	43	10.8
10/04	at L.A. Chargers	22	94	4.3	18	76	4.2	13	40	3.1	3	3	1.0	32	157	4.9	27	175	6.5	13	29	2.2	2	19	9.5
10/10	Chicago	--	--	--	--	--	--	--	--	--	--	--	--	--	--	--	--	--	--	--	--	--	--	--	--
10/17	at Denver	--	--	--	--	--	--	--	--	--	--	--	--	--	--	--	--	--	--	--	--	--	--	--	--
10/24	Philadelphia	--	--	--	--	--	--	--	--	--	--	--	--	--	--	--	--	--	--	--	--	--	--	--	--
11/07	at N.Y. Giants	--	--	--	--	--	--	--	--	--	--	--	--	--	--	--	--	--	--	--	--	--	--	--	--
11/14	Kansas City	--	--	--	--	--	--	--	--	--	--	--	--	--	--	--	--	--	--	--	--	--	--	--	--
11/21	Cincinnati	--	--	--	--	--	--	--	--	--	--	--	--	--	--	--	--	--	--	--	--	--	--	--	--
11/25	at Dallas	--	--	--	--	--	--	--	--	--	--	--	--	--	--	--	--	--	--	--	--	--	--	--	--
12/05	Washington	--	--	--	--	--	--	--	--	--	--	--	--	--	--	--	--	--	--	--	--	--	--	--	--
12/12	at Kansas City	--	--	--	--	--	--	--	--	--	--	--	--	--	--	--	--	--	--	--	--	--	--	--	--
12/19	at Cleveland	--	--	--	--	--	--	--	--	--	--	--	--	--	--	--	--	--	--	--	--	--	--	--	--
12/26	Denver	--	--	--	--	--	--	--	--	--	--	--	--	--	--	--	--	--	--	--	--	--	--	--	--
01/02	at Indianapolis	--	--	--	--	--	--	--	--	--	--	--	--	--	--	--	--	--	--	--	--	--	--	--	--
01/09	L.A. Chargers	--	--	--	--	--	--	--	--	--	--	--	--	--	--	--	--	--	--	--	--	--	--	--	--
TOTALS		125	609	4.9	94	577	6.1	56	440	7.9	6	5	0.8	116	506	4.4	95	638	6.7	55	214	3.9	9	97	10.8

DATE	OPPONENT	QTR	RETURN	RAIDERS PLAYER	YDS.	DOWN	RESULT
09/13	Baltimore	3	Kickoff	Henry Ruggs III	20	BAL 13	Punt
09/19	at Pittsburgh	4	Kickoff	Henry Ruggs III	22	LV 35	End Game
10/04	at L.A. Chargers	1	Kickoff	Peyton Barber	25	LAC 24	Punt
		3	Kickoff	Kenyan Drake	31	LAC 35	Touchdown
		3	Kickoff	Kenyan Drake	22	LV 35	Punt
10/10		--	--	--	--	--	--
10/17		--	--	--	--	--	--
10/24		--	--	--	--	--	--
11/07		--	--	--	--	--	--
11/14		--	--	--	--	--	--
11/21		--	--	--	--	--	--
11/25		--	--	--	--	--	--
12/05		--	--	--	--	--	--
12/12		--	--	--	--	--	--
12/19		--	--	--	--	--	--
12/26		--	--	--	--	--	--
01/02		--	--	--	--	--	--
01/09		--	--	--	--	--	--

OPPONENT BIG RETURNS: KICKOFF AND PUNT

DATE	OPPONENT	QTR	RETURN	OPP. PLAYER	YDS.	DOWN	RESULT
09/13	Baltimore	1	Punt	Devin Duvernay	22	BAL 35	Touchdown
		3	Punt	Devin Duvernay	30	LV 38	Field Goal
09/19	at Pittsburgh	1	Kickoff	Ray-Ray McCloud	28	LV 16	Punt
		1	Kickoff	Ray-Ray McCloud	28	50	Punt
10/04	at L.A. Chargers	1	Kickoff	Larry Rountree III	24	50	Touchdown
10/10		--	--	--	--	--	--
10/17		--	--	--	--	--	--
10/24		--	--	--	--	--	--
11/07		--	--	--	--	--	--
11/14		--	--	--	--	--	--
11/21		--	--	--	--	--	--
11/25		--	--	--	--	--	--
12/05		--	--	--	--	--	--
12/12		--	--	--	--	--	--
12/19		--	--	--	--	--	--
12/26		--	--	--	--	--	--
01/02		--	--	--	--	--	--
01/09		--	--	--	--	--	--

2021 REGULAR SEASON - DEFENSIVE TAKEAWAYS

DATE	OPPONENT	TAKEAWAY	QTR.	SCORE	YD-LINE	RESULT
09/13	Baltimore	D. Perryman FR (Q. Jefferson FF)	4	10-17	BLT-42	TD
		D. Philon FR (C. Nassib FF)	5	27-27	BLT-27	TD
09/19	at Pittsburgh	T. Mullen Jr. INT (B. Roethlisberger)	1	0-0	LV-43	FG
09/26	Miami	None				
10/04	at L.A. Chargers	None				
10/10	Chicago	--	--	--	--	--
10/17	at Denver	--	--	--	--	--
10/24	Philadelphia	--	--	--	--	--
11/07	at N.Y. Giants	--	--	--	--	--
11/14	Kansas City	--	--	--	--	--
11/21	Cincinnati	--	--	--	--	--
11/25	at Dallas	--	--	--	--	--
12/05	Washington	--	--	--	--	--
12/12	at Kansas City	--	--	--	--	--
12/19	at Cleveland	--	--	--	--	--
12/26	Denver	--	--	--	--	--
01/02	at Indianapolis	--	--	--	--	--
01/09	L.A. Chargers	--	--	--	--	--

2021 REGULAR SEASON - OFFENSIVE GIVEAWAYS

DATE	OPPONENT	TAKEAWAY	QTR.	SCORE	YD-LINE	RESULT
09/13	Baltimore	D. Carr INT (A. Averett: touchback)	5	27-27	BLT-(-3)	Fumble
09/19	at Pittsburgh	None				
09/26	Miami	D. Carr INT (E. Roberts)	1	0-7	MIA-15	TD
10/04	at L.A. Chargers	D. Carr INT (D. James Jr.)	4	14-28	LAC-29	Punt
10/10	Chicago	--	--	--	--	--
10/17	at Denver	--	--	--	--	--
10/24	Philadelphia	--	--	--	--	--
11/07	at N.Y. Giants	--	--	--	--	--
11/14	Kansas City	--	--	--	--	--
11/21	Cincinnati	--	--	--	--	--
11/25	at Dallas	--	--	--	--	--
12/05	Washington	--	--	--	--	--
12/12	at Kansas City	--	--	--	--	--
12/19	at Cleveland	--	--	--	--	--
12/26	Denver	--	--	--	--	--
01/02	at Indianapolis	--	--	--	--	--
01/09	L.A. Chargers	--	--	--	--	--

2021 REGULAR SEASON - TURNOVERS

Offense:	3 Giveaways 7 Points (1 TD, 0 FG)	Ratio 0 (3 takes, 3 gives)
Defense:	3 Takeaways 16 Points (2 TD, 1 FG)	
Special Teams:	0 Giveaways 0 Points (0 TD, 0 FG) 0 Takeaways 0 Points (0 TD, 0 FG)	Points Off Turnovers Ratio +9 (16 scored, 7 allowed)

TURNOVER BREAKDOWN CHART - TEAM AND OPPONENT

		FORCED TURNOVERS			TURNOVERS CONVERTED					OUTCOME	
DATE	OPPONENT	FUM	INTS	TOTAL	TD	FG	PTS.	PTS. PCT.	TD PCT.	NET DIFF.	RESULT
09/13	Las Vegas	2	0	2	2	0	13	100.0	100.0	+1	33-27
	Baltimore	0	1	1	0	0	0	0.0	0.0	-1	Las Vegas
09/19	Las Vegas	0	1	1	0	1	3	100.0	0.0	+1	26-17
	at Pittsburgh	0	0	0	0	0	0	0.0	0.0	-1	Las Vegas
09/26	Las Vegas	0	0	0	0	0	0	0.0	0.0	-1	31-28
	Miami	0	1	1	1	0	7	100.0	100.0	+1	Las Vegas
10/04	Las Vegas	0	0	0	0	0	0	0.0	0.0	-1	28-14
	at L.A. Chargers	0	1	1	0	0	0	0.0	0.0	+1	L.A. Chargers
10/10	Chicago	--	--	--	--	--	--	--	--	--	--
10/17	at Denver	--	--	--	--	--	--	--	--	--	--
10/24	Philadelphia	--	--	--	--	--	--	--	--	--	--
11/07	at N.Y. Giants	--	--	--	--	--	--	--	--	--	--
11/14	Kansas City	--	--	--	--	--	--	--	--	--	--
11/21	Cincinnati	--	--	--	--	--	--	--	--	--	--
11/25	at Dallas	--	--	--	--	--	--	--	--	--	--
12/05	Washington	--	--	--	--	--	--	--	--	--	--
12/12	at Kansas City	--	--	--	--	--	--	--	--	--	--
12/19	at Cleveland	--	--	--	--	--	--	--	--	--	--
12/26	Denver	--	--	--	--	--	--	--	--	--	--
01/02	at Indianapolis	--	--	--	--	--	--	--	--	--	--
01/09	L.A. Chargers	--	--	--	--	--	--	--	--	--	--
	RAIDERS	2	1	3	2	1	16	100.0	66.7	0	3-1
	OPPONENTS	0	3	3	1	0	7	33.3	100.0	0	1-3

RAIDERS 2021 REGULAR SEASON INSIDE 20 EFFICIENCY

RAIDERS																		
Date	Opponent	Pos	TD	PAT	2-Pt.	Miss PAT	FG	FGA	Blk/MFG	INT	Fum	Dwns	Drive Ends			TD%	Score Pct.	Pts/Poss
09/13	Baltimore	6	3	3	0	0	1	1	0	1	0	1	0	0	24	50.0	66.7	4.0
09/19	at Pittsburgh	3	1	1	0	0	2	2	0	0	0	0	0	0	13	33.3	100.0	4.3
09/26	Miami	4	3	2	0	1	1	1	0	0	0	0	0	0	23	75.0	100.0	5.8
10/04	at L.A. Chargers	2	2	2	0	0	0	0	0	0	0	0	0	0	14	100.0	100.0	7.0
10/10	Chicago	--	--	--	--	--	--	--	--	--	--	--	--	--	--	--	--	--
10/17	at Denver	--	--	--	--	--	--	--	--	--	--	--	--	--	--	--	--	--
10/24	Philadelphia	--	--	--	--	--	--	--	--	--	--	--	--	--	--	--	--	--
11/07	at N.Y. Giants	--	--	--	--	--	--	--	--	--	--	--	--	--	--	--	--	--
11/14	Kansas City	--	--	--	--	--	--	--	--	--	--	--	--	--	--	--	--	--
11/21	Cincinnati	--	--	--	--	--	--	--	--	--	--	--	--	--	--	--	--	--
11/25	at Dallas	--	--	--	--	--	--	--	--	--	--	--	--	--	--	--	--	--
12/05	Washington	--	--	--	--	--	--	--	--	--	--	--	--	--	--	--	--	--
12/12	at Kansas City	--	--	--	--	--	--	--	--	--	--	--	--	--	--	--	--	--
12/19	at Cleveland	--	--	--	--	--	--	--	--	--	--	--	--	--	--	--	--	--
12/26	Denver	--	--	--	--	--	--	--	--	--	--	--	--	--	--	--	--	--
01/02	at Indianapolis	--	--	--	--	--	--	--	--	--	--	--	--	--	--	--	--	--
01/09	L.A. Chargers	--	--	--	--	--	--	--	--	--	--	--	--	--	--	--	--	--
TOTALS		15	9	8	0	1	4	4	0	1	0	1	0	0	74	60.0	86.7	4.9

OPPONENT 2021 REGULAR SEASON INSIDE 20 EFFICIENCY

OPPONENT																		
Date	Opponent	Pos	TD	PAT	2-Pt.	Miss PAT	FG	FGA	Blk/MFG	INT	Fum	Dwns	Drive Ends			TD%	Score Pct.	Pts/Poss
09/13	Baltimore	2	2	2	0	0	0	0	0	0	0	0	0	0	14	100.0	100.0	7.0
09/19	at Pittsburgh	1	1	1	0	0	0	0	0	0	0	0	0	0	7	100.0	100.0	7.0
09/26	Miami	1	1	0	1	0	0	0	0	0	0	0	0	0	8	100.0	100.0	8.0
10/04	at L.A. Chargers	5	4	4	0	0	0	0	0	0	0	0	0	1	28	80.0	80.0	5.6
10/10	Chicago	--	--	--	--	--	--	--	--	--	--	--	--	--	--	--	--	--
10/17	at Denver	--	--	--	--	--	--	--	--	--	--	--	--	--	--	--	--	--
10/24	Philadelphia	--	--	--	--	--	--	--	--	--	--	--	--	--	--	--	--	--
11/07	at N.Y. Giants	--	--	--	--	--	--	--	--	--	--	--	--	--	--	--	--	--
11/14	Kansas City	--	--	--	--	--	--	--	--	--	--	--	--	--	--	--	--	--
11/21	Cincinnati	--	--	--	--	--	--	--	--	--	--	--	--	--	--	--	--	--
11/25	at Dallas	--	--	--	--	--	--	--	--	--	--	--	--	--	--	--	--	--
12/05	Washington	--	--	--	--	--	--	--	--	--	--	--	--	--	--	--	--	--
12/12	at Kansas City	--	--	--	--	--	--	--	--	--	--	--	--	--	--	--	--	--
12/19	at Cleveland	--	--	--	--	--	--	--	--	--	--	--	--	--	--	--	--	--
12/26	Denver	--	--	--	--	--	--	--	--	--	--	--	--	--	--	--	--	--
01/02	at Indianapolis	--	--	--	--	--	--	--	--	--	--	--	--	--	--	--	--	--
01/09	L.A. Chargers	--	--	--	--	--	--	--	--	--	--	--	--	--	--	--	--	--
TOTALS		9	8	7	1	0	0	0	0	0	0	0	0	1	57	88.9	88.9	6.3

RAIDERS

<u>Date/Opp.</u>	<u>Quarter</u>	<u>Score</u>	<u>Kicker</u>	<u>Recovered by</u>	<u>Yard line recovered at</u>
9/13 vs. Bal.	----	----	----	----	----
9/19 at Pit.	----	----	----	----	----
9/26 vs. Mia.	----	----	----	----	----
10/4 vs. at LAC	----	----	----	----	----
10/10 vs. Chi.	----	----	----	----	----
10/17 at Den.	----	----	----	----	----
10/24 vs. Phi.	----	----	----	----	----
11/7 at NYG	----	----	----	----	----
11/14 vs. KC	----	----	----	----	----
11/21 vs. Cin.	----	----	----	----	----
11/25 at Dal.	----	----	----	----	----
12/5 vs. Was.	----	----	----	----	----
12/12 at KC	----	----	----	----	----
TBD at Cle.	----	----	----	----	----
12/26 vs. Den.	----	----	----	----	----
1/2 at Ind.	----	----	----	----	----
1/9 vs. Den.	----	----	----	----	----

OPPONENTS

<u>Date/Opp.</u>	<u>Quarter</u>	<u>Score</u>	<u>Kicker</u>	<u>Recovered by</u>	<u>Yard line recovered at</u>
9/13 vs. Bal.	----	----	----	----	----
9/19 at Pit.	----	----	----	----	----
9/26 vs. Mia.	----	----	----	----	----
10/4 vs. at LAC	----	----	----	----	----
10/10 vs. Chi.	----	----	----	----	----
10/17 at Den.	----	----	----	----	----
10/24 vs. Phi.	----	----	----	----	----
11/7 at NYG	----	----	----	----	----
11/14 vs. KC	----	----	----	----	----
11/21 vs. Cin.	----	----	----	----	----
11/25 at Dal.	----	----	----	----	----
12/5 vs. Was.	----	----	----	----	----
12/12 at KC	----	----	----	----	----
TBD at Cle.	----	----	----	----	----
12/26 vs. Den.	----	----	----	----	----
1/2 at Ind.	----	----	----	----	----
1/9 vs. Den.	----	----	----	----	----

RAIDERS

DATE	OPPONENT	QUARTER	SCORE	TYPE	BLOCKED BY	RECOVERED BY
09/13	Baltimore	--	--	--	--	--
09/19	at Pittsburgh	--	--	--	--	--
09/26	Miami	--	--	--	--	--
10/04	at L.A. Chargers	--	--	--	--	--
10/10	Chicago	--	--	--	--	--
10/17	at Denver	--	--	--	--	--
10/24	Philadelphia	--	--	--	--	--
11/07	at N.Y. Giants	--	--	--	--	--
11/14	Kansas City	--	--	--	--	--
11/21	Cincinnati	--	--	--	--	--
11/25	at Dallas	--	--	--	--	--
12/05	Washington	--	--	--	--	--
12/12	at Kansas City	--	--	--	--	--
12/19	at Cleveland	--	--	--	--	--
12/26	Denver	--	--	--	--	--
01/02	at Indianapolis	--	--	--	--	--
01/09	L.A. Chargers	--	--	--	--	--

OPPONENTS

DATE	OPPONENT	QUARTER	SCORE	TYPE	BLOCKED BY	RECOVERED BY
09/13	Baltimore	--	--	--	--	--
09/19	at Pittsburgh	--	--	--	--	--
09/26	Miami	--	--	--	--	--
10/04	at L.A. Chargers	--	--	--	--	--
10/10	Chicago	--	--	--	--	--
10/17	at Denver	--	--	--	--	--
10/24	Philadelphia	--	--	--	--	--
11/07	at N.Y. Giants	--	--	--	--	--
11/14	Kansas City	--	--	--	--	--
11/21	Cincinnati	--	--	--	--	--
11/25	at Dallas	--	--	--	--	--
12/05	Washington	--	--	--	--	--
12/12	at Kansas City	--	--	--	--	--
12/19	at Cleveland	--	--	--	--	--
12/26	Denver	--	--	--	--	--
01/02	at Indianapolis	--	--	--	--	--
01/09	L.A. Chargers	--	--	--	--	--

TWO-POINT CONVERSIONS

RAIDERS

DATE	OPPONENT	QUARTER	SCORE BEFORE TRY	RESULT	PLAY
09/13	Baltimore	--	--	--	--
09/19	at Pittsburgh	--	--	--	--
09/26	Miami	--	--	--	--
10/04	at L.A. Chargers	--	--	--	--
10/10	Chicago	--	--	--	--
10/17	at Denver	--	--	--	--
10/24	Philadelphia	--	--	--	--
11/07	at N.Y. Giants	--	--	--	--
11/14	Kansas City	--	--	--	--
11/21	Cincinnati	--	--	--	--
11/25	at Dallas	--	--	--	--
12/05	Washington	--	--	--	--
12/12	at Kansas City	--	--	--	--
12/19	at Cleveland	--	--	--	--
12/26	Denver	--	--	--	--
01/02	at Indianapolis	--	--	--	--
01/09	L.A. Chargers	--	--	--	--

OPPONENTS

DATE	OPPONENT	QUARTER	SCORE BEFORE TRY	RESULT	PLAY
09/13	Baltimore	--	--	--	--
09/19	at Pittsburgh	--	--	--	--
09/26	Miami	4	25-25, LV	Converted	Jacoby Brissett pass to William Fuller V
		TWO-POINT CONVERSION ATTEMPT. J.Brissett pass to W.Fuller is complete. ATTEMPT SUCCEEDS.			
10/04	at L.A. Chargers	--	--	--	--
10/10	Chicago	--	--	--	--
10/17	at Denver	--	--	--	--
10/24	Philadelphia	--	--	--	--
11/07	at N.Y. Giants	--	--	--	--
11/14	Kansas City	--	--	--	--
11/21	Cincinnati	--	--	--	--
11/25	at Dallas	--	--	--	--
12/05	Washington	--	--	--	--
12/12	at Kansas City	--	--	--	--
12/19	at Cleveland	--	--	--	--
12/26	Denver	--	--	--	--
01/02	at Indianapolis	--	--	--	--
01/09	L.A. Chargers	--	--	--	--

RAIDERS

DATE	OPPONENT	FIRST QUARTER	SECOND QUARTER	FIRST HALF	THIRD QUARTER	FOURTH QUARTER	SECOND HALF	OVERTIME	TOTAL
09/13	Baltimore	0	10	10	0	17	17	6	33
09/19	at Pittsburgh	3	6	9	7	10	17	--	26
09/26	Miami	2	10	12	7	6	13	6	31
10/04	at L.A. Chargers	0	0	0	14	0	14	--	14
12/31	at	--	--	0	--	--	0	--	--
12/31	at	--	--	0	--	--	0	--	--
12/31	at	--	--	0	--	--	0	--	--
12/31	at	--	--	0	--	--	0	--	--
12/31	at	--	--	0	--	--	0	--	--
12/31	at	--	--	0	--	--	0	--	--
12/31	at	--	--	0	--	--	0	--	--
12/31	at	--	--	0	--	--	0	--	--
12/31	at	--	--	0	--	--	0	--	--
12/31	at	--	--	0	--	--	0	--	--
12/31	at	--	--	0	--	--	0	--	--
12/31	at	--	--	0	--	--	0	--	--
10/10	Chicago	--	--	--	--	--	--	--	--
10/17	at Denver	--	--	--	--	--	--	--	--
10/24	Philadelphia	--	--	--	--	--	--	--	--
11/07	at N.Y. Giants	--	--	--	--	--	--	--	--
11/14	Kansas City	--	--	--	--	--	--	--	--
11/21	Cincinnati	--	--	--	--	--	--	--	--
11/25	at Dallas	--	--	--	--	--	--	--	--
12/05	Washington	--	--	--	--	--	--	--	--
12/12	at Kansas City	--	--	--	--	--	--	--	--
12/19	at Cleveland	--	--	--	--	--	--	--	--
12/26	Denver	--	--	--	--	--	--	--	--
01/02	at Indianapolis	--	--	--	--	--	--	--	--
01/09	L.A. Chargers	--	--	--	--	--	--	--	--
TOTALS		5	26	31	28	33	61	12	104

OPPONENTS

DATE	OPPONENT	FIRST QUARTER	SECOND QUARTER	FIRST HALF	THIRD QUARTER	FOURTH QUARTER	SECOND HALF	OVERTIME	TOTAL
09/13	Baltimore	7	7	14	3	10	13	0	27
09/19	at Pittsburgh	0	7	7	0	10	10	--	17
09/26	Miami	14	0	14	0	11	11	3	28
10/04	at L.A. Chargers	7	14	21	0	7	7	--	28
12/31	at	--	--	0	--	--	0	--	--
12/31	at	--	--	0	--	--	0	--	--
12/31	at	--	--	0	--	--	0	--	--
12/31	at	--	--	0	--	--	0	--	--
12/31	at	--	--	0	--	--	0	--	--
12/31	at	--	--	0	--	--	0	--	--
12/31	at	--	--	0	--	--	0	--	--
12/31	at	--	--	0	--	--	0	--	--
12/31	at	--	--	0	--	--	0	--	--
12/31	at	--	--	0	--	--	0	--	--
12/31	at	--	--	0	--	--	0	--	--
12/31	at	--	--	0	--	--	0	--	--
12/31	at	--	--	0	--	--	0	--	--
10/10	Chicago	--	--	--	--	--	--	--	--
10/17	at Denver	--	--	--	--	--	--	--	--
10/24	Philadelphia	--	--	--	--	--	--	--	--
11/07	at N.Y. Giants	--	--	--	--	--	--	--	--
11/14	Kansas City	--	--	--	--	--	--	--	--
11/21	Cincinnati	--	--	--	--	--	--	--	--
11/25	at Dallas	--	--	--	--	--	--	--	--

SCORING BREAKDOWN									
12/05	Washington	--	--	--	--	--	--	--	--
12/12	at Kansas City	--	--	--	--	--	--	--	--
12/19	at Cleveland	--	--	--	--	--	--	--	--
12/26	Denver	--	--	--	--	--	--	--	--
01/02	at Indianapolis	--	--	--	--	--	--	--	--
01/09	L.A. Chargers	--	--	--	--	--	--	--	--
TOTALS		28	28	56	3	38	41	3	100

DATE	OPPONENT	OFFENSE	DEFENSE
09/13	Baltimore	TD - Run TD - Pass Interception	TD - Run
09/19	at Pittsburgh	Field Goal - 41 yards TD - Pass	TD - Run
09/26	Miami	TD - Pass TD - Run Field Goal - 22 yards	TD - Run
10/04	at L.A. Chargers	TD - Pass	TD - Pass
10/10	Chicago	--	--
10/17	at Denver	--	--
10/24	Philadelphia	--	--
11/07	at N.Y. Giants	--	--
11/14	Kansas City	--	--
11/21	Cincinnati	--	--
11/25	at Dallas	--	--
12/05	Washington	--	--
12/12	at Kansas City	--	--
12/19	at Cleveland	--	--
12/26	Denver	--	--
01/02	at Indianapolis	--	--
01/09	L.A. Chargers	--	--

OFFENSE DEFENSE

Goal-To-Go Situations	9	4
Scores	8	4
Touchdowns	6	4
Field Goals	2	0
Total Points	47	29
Fumbles	0	0
Interceptions	1	0
Missed Field Goals	0	0
Lost on Downs	0	0
End of Half/Game	0	0
Goal-to-Go Percentage	66.7	100.0

RAIDERS 2021 REGULAR SEASON GOAL-TO-GO

RAIDERS																		
Date	Opponent	Pos	TD	PAT	2-Pt.	Miss PAT	FG	FGA	Blk/MFG	INT	Fum	Dwns	Drive Ends			TD%	Score Pct.	Pts/Poss
09/13	Baltimore	3	2	2	0	0	0	0	0	1	0	0	0	0	14	66.7	66.7	4.7
09/19	at Pittsburgh	2	1	1	0	0	1	1	0	0	0	0	0	0	10	50.0	100.0	5.0
09/26	Miami	3	2	1	0	1	1	1	0	0	0	0	0	0	16	66.7	100.0	5.3
10/04	at L.A. Chargers	1	1	1	0	0	0	0	0	0	0	0	0	0	7	100.0	100.0	7.0
10/10	Chicago	--	--	--	--	--	--	--	--	--	--	--	--	--	--	--	--	--
10/17	at Denver	--	--	--	--	--	--	--	--	--	--	--	--	--	--	--	--	--
10/24	Philadelphia	--	--	--	--	--	--	--	--	--	--	--	--	--	--	--	--	--
11/07	at N.Y. Giants	--	--	--	--	--	--	--	--	--	--	--	--	--	--	--	--	--
11/14	Kansas City	--	--	--	--	--	--	--	--	--	--	--	--	--	--	--	--	--
11/21	Cincinnati	--	--	--	--	--	--	--	--	--	--	--	--	--	--	--	--	--
11/25	at Dallas	--	--	--	--	--	--	--	--	--	--	--	--	--	--	--	--	--
12/05	Washington	--	--	--	--	--	--	--	--	--	--	--	--	--	--	--	--	--
12/12	at Kansas City	--	--	--	--	--	--	--	--	--	--	--	--	--	--	--	--	--
12/19	at Cleveland	--	--	--	--	--	--	--	--	--	--	--	--	--	--	--	--	--
12/26	Denver	--	--	--	--	--	--	--	--	--	--	--	--	--	--	--	--	--
01/02	at Indianapolis	--	--	--	--	--	--	--	--	--	--	--	--	--	--	--	--	--
01/09	L.A. Chargers	--	--	--	--	--	--	--	--	--	--	--	--	--	--	--	--	--
TOTALS		9	6	5	0	1	2	2	0	1	0	0	0	0	47	66.7	88.9	5.2

OPPONENT 2021 REGULAR SEASON GOAL-TO-GO

OPPONENT																		
Date	Opponent	Pos	TD	PAT	2-Pt.	Miss PAT	FG	FGA	Blk/MFG	INT	Fum	Dwns	Drive Ends			TD%	Score Pct.	Pts/Poss
09/13	Baltimore	1	1	1	0	0	0	0	0	0	0	0	0	0	7	100.0	100.0	7.0
09/19	at Pittsburgh	1	1	1	0	0	0	0	0	0	0	0	0	0	7	100.0	100.0	7.0
09/26	Miami	1	1	0	1	0	0	0	0	0	0	0	0	0	8	100.0	100.0	8.0
10/04	at L.A. Chargers	1	1	1	0	0	0	0	0	0	0	0	0	0	7	100.0	100.0	7.0
10/10	Chicago	--	--	--	--	--	--	--	--	--	--	--	--	--	--	--	--	--
10/17	at Denver	--	--	--	--	--	--	--	--	--	--	--	--	--	--	--	--	--
10/24	Philadelphia	--	--	--	--	--	--	--	--	--	--	--	--	--	--	--	--	--
11/07	at N.Y. Giants	--	--	--	--	--	--	--	--	--	--	--	--	--	--	--	--	--
11/14	Kansas City	--	--	--	--	--	--	--	--	--	--	--	--	--	--	--	--	--
11/21	Cincinnati	--	--	--	--	--	--	--	--	--	--	--	--	--	--	--	--	--
11/25	at Dallas	--	--	--	--	--	--	--	--	--	--	--	--	--	--	--	--	--
12/05	Washington	--	--	--	--	--	--	--	--	--	--	--	--	--	--	--	--	--
12/12	at Kansas City	--	--	--	--	--	--	--	--	--	--	--	--	--	--	--	--	--
12/19	at Cleveland	--	--	--	--	--	--	--	--	--	--	--	--	--	--	--	--	--
12/26	Denver	--	--	--	--	--	--	--	--	--	--	--	--	--	--	--	--	--
01/02	at Indianapolis	--	--	--	--	--	--	--	--	--	--	--	--	--	--	--	--	--
01/09	L.A. Chargers	--	--	--	--	--	--	--	--	--	--	--	--	--	--	--	--	--
TOTALS		4	4	3	1	0	0	0	0	0	0	0	0	0	29	100.0	100.0	7.3

RAIDERS

<u>Date/Opp.</u>	<u>Quarter</u>	<u>Score</u>	<u>Initial Ruling</u>	<u>Final Ruling</u>
------------------	----------------	--------------	-----------------------	---------------------

OPPONENTS

<u>Date/Opp.</u>	<u>Quarter</u>	<u>Score</u>	<u>Initial Ruling</u>	<u>Final Ruling</u>
------------------	----------------	--------------	-----------------------	---------------------

REPLAY OFFICIAL

<u>Date/Opp.</u>	<u>Quarter</u>	<u>Score</u>	<u>Initial Ruling</u>	<u>Final Ruling</u>
9/13 vs. Bal.	OT	27-27	D. Carr pass to B. Edwards for 33 yard TD	Reversed

RAIDERS 2021 REGULAR SEASON RECORD WHEN...

2021 SEASON		2021 SEASON	
CATEGORY	W-L	CATEGORY	W-L
RAIDERS AT ALLEGIANT STADIUM	2-0	IN SEPTEMBER	3-0
RAIDERS ON THE ROAD	1-1	IN OCTOBER	0-1
RAIDERS ON GRASS	3-0	IN NOVEMBER	0-0
RAIDERS ON ARTIFICIAL TURF	0-1	IN DECEMBER	0-0
RAIDERS IN DOMES	1-0	IN JANUARY	0-0
RAIDERS IN RETRACTABLE ROOF STADIUMS	0-0		
RAIDERS OUTDOORS	0-0	ON SUNDAY NIGHT	0-0
RAIDERS INDOORS	1-0	ON THURSDAY NIGHT	0-0
ALLEGIANT STADIUM ROOF OPEN	0-0	ON MONDAY NIGHT	0-0
ALLEGIANT STADIUM ROOF CLOSED	0-0	ON SATURDAY	0-0
RAIDERS SCORE FIRST	2-0	DAY GAMES	3-1
OPPONENT SCORES FIRST	1-1	KICKOFF AT 12:00 PDT	0-0
RAIDERS SCORE ON FIRST POSSESSION	0-0	KICKOFF AT 3:00/3:05/3:15/3:35 PDT	0-0
RAIDERS SCORE 20 OR MORE POINTS	3-0	NIGHT GAMES	0-0
RAIDERS SCORE 19 OR LESS POINTS	0-1		
RAIDERS ALLOW 20 OR MORE	2-1	VS. AFC WEST OVERALL	0-1
RAIDERS ALLOW 19 OR LESS POINTS	1-0	VS. AFC WEST AT HOME	0-0
		VS. AFC WEST ON THE ROAD	0-1
RAIDERS LEAD AFTER 1ST QUARTER	1-0	VS. AFC	3-1
RAIDERS TRAIL AFTER 1ST QUARTER	2-1	VS. AFC EAST	1-0
SCORE TIED AFTER 1ST QUARTER	0-0	VS. AFC SOUTH	0-0
RAIDERS LEAD AT HALFTIME	1-0	VS. AFC NORTH	2-0
RAIDERS TRAIL AT HALFTIME	2-1		
SCORE TIED AT HALFTIME	0-0		
RAIDERS LEAD AFTER 3RD QUARTER	2-0	VS. NFC	0-0
RAIDERS TRAIL AFTER 3RD QUARTER	1-1	VS. NFC EAST	0-0
SCORE TIED AFTER 3RD QUARTER	0-0	VS. NFC SOUTH	0-0
GAME GOES TO OVERTIME	2-0	VS. NFC NORTH	0-0
		VS. NFC WEST	0-0
RAIDERS HAVE + TURNOVER RATIO	2-0		
RAIDERS HAVE - TURNOVER RATIO	1-1		
TURNOVER RATIO EVEN	0-0		
RAIDERS HAVE 30:00+TOP	3-0		
RAIDERS HAVE LESS THAN 30:00 TOP	0-1		
RAIDERS HAVE 100-YARD RUSHER	1-0		
RAIDERS HAVE 300 NET PASSING YARDS	3-0		
RAIDERS HAVE 1 100-YARD RECEIVER	2-0		
RAIDERS HAVE 2 100-YARD RECEIVERS	0-0		
RAIDERS WIN COIN TOSS	1-1		
RAIDERS LOSE COIN TOSS	2-0		

BY RAIDERS

BY OPPONENT

PASSING

126.20 att., Derek Carr @ Pittsburgh, 09/19/21	100-POINT PASSER RATING	107.60 att., Justin Herbert @ L.A. Chargers, 10/04/21
513 yards, Derek Carr @ Tampa Bay, 10/30/16	500 YARDS PASSING	504 yards, Elvis Grbac vs. Kansas City, 11/05/00
43 att., Derek Carr vs. Miami, 09/26/21	40+ PASS ATTEMPTS	49 att., Jacoby Brissett vs. Miami, 09/26/21
435 yards, Derek Carr vs. Baltimore, 09/13/21	400 YARDS PASSING	406 yards, Matthew Stafford vs. Detroit, 11/03/19
386 yards, Derek Carr vs. Miami, 09/26/21	300 YARDS PASSING	339 yards, Drew Lock @ Denver, 01/03/21
6 tds, Daryle Lamonica vs. Buffalo, 10/19/69	SIX TOUCHDOWN PASSES	6 tds, Dan Fout vs. San Diego, 11/22/81
* Never Has Happened *	SEVEN TOUCHDOWN PASSES	7 tds, Nick Foles: (2, 17, 63, 15, 25, 46, 5) vs. Philadelphia, 11/03/13
5 tds, Kerry Collins: (18, 32, 18, 45, 3) vs. Tennessee, 12/19/04	FIVE TOUCHDOWN PASSES	5 tds, Aaron Rodgers: (21, 2, 37, 3, 74) @ Green Bay, 10/20/19
4 tds, Derek Carr: (8, 7, 19, 7) vs. Cleveland, 09/30/18	FOUR TOUCHDOWN PASSES	4 tds, Tom Brady: (5, 33, 4, 1) vs. Tampa Bay, 10/25/20
3 tds, Derek Carr: (9, 38, 46) @ N.Y. Jets, 12/06/20	THREE TOUCHDOWN PASSES	3 tds, Justin Herbert: (4, 10, 14) @ L.A. Chargers, 10/04/21
26 comp, Derek Carr vs. Miami, 09/26/21	25+ Completions	25 comp, Justin Herbert @ L.A. Chargers, 10/04/21
34 comp, Derek Carr vs. Baltimore, 09/13/21	30+ Completions	32 comp, Jacoby Brissett vs. Miami, 09/26/21
34 comp, Derek Carr vs. Baltimore, 09/13/21	30-39 PASSING COMPLETIONS	32 comp, Jacoby Brissett vs. Miami, 09/26/21
40 comp, Derek Carr @ Tampa Bay, 10/30/16	40+ PASSING COMPLETIONS	40 comp, Billy Volek vs. Tennessee, 12/19/04
51 yards, Derek Carr: (13:26) 4-D.Carr pass deep left to 11-H.Ruggs to LAC 35 for 51 yards (33-D.James). @ L.A. Chargers, 10/04/21	PASS PLAY OF 50-OR-MORE YARDS	52 yards, Ben Roethlisberger: (12:14) (Shotgun) 7-B.Roethlisberger pass deep left to 11-C.Claypool to LV 25 for 52 yards (24-J.Abram). @ Pittsburgh, 09/19/21
85 yards, Derek Carr: (3:56) (Shotgun) 4-D.Carr pass deep right to 15-N.Agholor for 85 yards, TOUCHDOWN. vs. Miami, 12/26/20	PASS PLAY OF 80-OR-MORE YARDS	92 yards, Drew Lock: (6:43) (Shotgun) 3-D.Lock pass deep middle to 10-J.Jeudy for 92 yards, TOUCHDOWN. @ Denver, 01/03/21
7 ints, Ken Stabler vs. Denver, 10/16/77	SEVEN+ INTERCEPTIONS THROWN	* Never Has Happened *
6 ints, Donald Hollas vs. Miami, 12/06/98	SIX INTERCEPTIONS THROWN	* Never Has Happened *
5 ints, Jim Plunkett vs. Kansas City, 10/05/80	FIVE INTERCEPTIONS THROWN	5 ints, Steve Pelluer @ Dallas, 11/09/86
4 ints, Matthew McGloin vs. Kansas City, 12/15/13	FOUR INTERCEPTIONS THROWN	4 ints, Drew Lock vs. Denver, 11/15/20
3 ints, Derek Carr vs. L.A. Rams, 09/10/18	THREE INTERCEPTIONS THROWN	4 ints, Drew Lock vs. Denver, 11/15/20
2 ints, Derek Carr @ Denver, 01/03/21	TWO INTERCEPTIONS THROWN	4 ints, Drew Lock vs. Denver, 11/15/20

RUSHING

227 yards, Napoleon Kaufman vs. Denver, 10/19/97	200 YARDS RUSHING	203 yards, Adrian Peterson vs. Minnesota, 11/15/15
150 yards, Rashad Jennings @ Houston, 11/17/13	150-199 YARDS RUSHING	150 yards, Jonathan Taylor vs. Indianapolis, 12/13/20
111 yards, Peyton Barber vs. Miami, 09/26/21	100 YARDS RUSHING	117 yards, Austin Ekeler @ L.A. Chargers, 10/04/21
111 yards, Peyton Barber vs. Miami, 09/26/21	100-149 YARDS RUSHING	117 yards, Austin Ekeler @ L.A. Chargers, 10/04/21
* Never Has Happened *	FOUR TOUCHDOWNS RUSHING	4 tds, Doug Martin: (45, 67, 70, 1) vs. Tampa Bay, 11/04/12
3 tds, Josh Jacobs: (1, 7, 6) @ Carolina, 09/13/20	THREE TOUCHDOWNS RUSHING	3 tds, C.J. Anderson: (11, 1, 25) @ Denver, 12/28/14
2 tds, Josh Jacobs: (2, 15) vs. Baltimore, 09/13/21	TWO TOUCHDOWNS RUSHING	2 tds, Jonathan Taylor: (62, 3) vs. Indianapolis, 12/13/20
Josh Jacobs: (11, 5)/Devontae Booker: (7, 23) vs. Denver, 11/15/20	TWO PLAYERS WITH TWO TD RUSHING	* Never Has Happened *
150 yards, Rashad Jennings @ Houston, 11/17/13	150 YARDS RUSHING	150 yards, Jonathan Taylor vs. Indianapolis, 12/13/20
31 att., Josh Jacobs @ Cleveland, 11/01/20	30+ RUSHING ATTEMPTS	30 att., Andre Brown @ N.Y. Giants, 11/10/13
69 yards, Josh Jacobs vs. Miami, 12/26/20	50-74 YARD RUSHING	65 yards, Myles Gaskin vs. Miami, 09/26/21
111 yards, Peyton Barber vs. Miami, 09/26/21	75+ YARD RUSHING	117 yards, Austin Ekeler @ L.A. Chargers, 10/04/21
31 att., Josh Jacobs @ Cleveland, 11/01/20	30-39 RUSHING ATTEMPTS	30 att., Andre Brown @ N.Y. Giants, 11/10/13
41 att., L.A. Chargers 30, Las Vegas 27 vs. L.A. Chargers, 12/17/20	40-49 RUSHING ATTEMPTS (TEAM)	41 att., Cincinnati 30, Las Vegas 16 @ Cincinnati, 12/16/18
52 att., Las Vegas 28, L.A. Chargers 13 @ San Diego, 12/05/10	50+ RUSHING ATTEMPTS (TEAM)	54 att., N.Y. Jets 38, Las Vegas 0 vs. N.Y. Jets, 10/25/09
328 yards, Las Vegas 59, Denver 14 @ Denver, 10/24/10	300 YARDS RUSHING (TEAM)	316 yards, N.Y. Jets 38, Las Vegas 0 vs. N.Y. Jets, 10/25/09
203 yards, Las Vegas 37, Denver 12 vs. Denver, 11/15/20	200 YARDS RUSHING (TEAM)	212 yards, Indianapolis 44, Las Vegas 27 vs. Indianapolis, 12/13/20
203 yards, Las Vegas 37, Denver 12 vs. Denver, 11/15/20	200-299 YARDS RUSHING (TEAM)	212 yards, Indianapolis 44, Las Vegas 27 vs. Indianapolis, 12/13/20
203 yards, Las Vegas 37, Denver 12 vs. Denver, 11/15/20	200+ YARDS RUSHING (TEAM)	212 yards, Indianapolis 44, Las Vegas 27 vs. Indianapolis, 12/13/20
328 yards, Las Vegas 59, Denver 14 @ Denver, 10/24/10	300+ YARDS RUSHING (TEAM)	316 yards, N.Y. Jets 38, Las Vegas 0 vs. N.Y. Jets, 10/25/09
60 yards, Trevor Davis: (8:13) 11-T.Davis left end for 60 yards, TOUCHDOWN. @ Indianapolis, 09/29/19	RUN OF 50-74 YARDS	62 yards, Jonathan Taylor: (7:36) (Shotgun) 28-J.Taylor right tackle for 62 yards, TOUCHDOWN. vs. Indianapolis, 12/13/20

THE LAST TIME		
75 yards, Jalen Richard: (8:38) 30-J.Richard left guard for 75 yards, TOUCHDOWN. @ New Orleans, 09/11/16	RUN OF 75+ YARDS	80 yards, Adrian Peterson: (2:03) 28-A.Peterson right guard for 80 yards, TOUCHDOWN. vs. Minnesota, 11/15/15
75 yards, Jalen Richard: (8:38) 30-J.Richard left guard for 75 yards, TOUCHDOWN. @ New Orleans, 09/11/16	RUN OF 70+ YARDS	80 yards, Adrian Peterson: (2:03) 28-A.Peterson right guard for 80 yards, TOUCHDOWN. vs. Minnesota, 11/15/15
60 yards, Trevor Davis: (8:13) 11-T.Davis left end for 60 yards, TOUCHDOWN. @ Indianapolis, 09/29/19	RUN OF 60-69 YARDS	62 yards, Jonathan Taylor: (7:36) (Shotgun) 28-J.Taylor right tackle for 62 yards, TOUCHDOWN. vs. Indianapolis, 12/13/20
51 yards, Josh Jacobs: (11:58) 28-J.Jacobs right tackle to KC 30 for 51 yards (35-C.Ward). vs. Kansas City, 09/15/19	RUN OF 50-59 YARDS	53 yards, David Johnson: (7:03) 31-D.Johnson up the middle pushed ob at OAK 17 for 53 yards (42-K.Joseph). @ Arizona, 11/18/18
RECEIVING		
155 yards/112 yards, Nelson Agholor/Darren Waller vs. Miami, 12/26/20	TWO 100-YARD RECEIVERS	127 yards/102 yards, Travis Kelce/Tyreek Hill vs. Kansas City, 11/22/20
200 yards, Darren Waller @ N.Y. Jets, 12/06/20	200 YARDS RECEIVING	284 yards, Antonio Brown @ Pittsburgh, 11/08/15
113 yards, Henry Ruggs III @ Pittsburgh, 09/19/21	100 YARDS RECEIVING	105 yards, Diontae Johnson @ Pittsburgh, 09/19/21
4 tds, Art Powell vs. Houston, 12/22/63	FOUR TOUCHDOWN RECEPTIONS	4 tds, Jamaal Charles: (49, 39, 16, 71) vs. Kansas City, 12/15/13
* Never Has Happened *	FIVE TOUCHDOWN RECEPTIONS	5 tds, Kellen Winslow vs. San Diego, 11/22/81
3 tds, Michael Crabtree: (2, 26, 1) vs. N.Y. Jets, 09/17/17	THREE TOUCHDOWN RECEPTIONS	4 tds, Jamaal Charles: (49, 39, 16, 71) vs. Kansas City, 12/15/13
2 tds, Darren Waller: (9, 38) @ N.Y. Jets, 12/06/20	TWO TOUCHDOWN RECEPTIONS	2 tds, Myles Gaskin: (10, 59) vs. Miami, 12/26/20
Rickey Dudley/Jeremy Bringham vs. Carolina, 12/24/00	TWO PLAYERS WITH TWO TD RECEPTIONS	Emmanuel Sanders: (32, 15)/Julius Thomas: (10, 32) vs. Denver, 11/09/14
155 yards, Nelson Agholor vs. Miami, 12/26/20	150 YARDS RECEIVING	153 yards, A.J. Brown vs. Tennessee, 12/08/19
10 , Darren Waller vs. Baltimore, 09/13/21	10 OR MORE RECEPTIONS	12 /10 , Jaylen Waddle/Mike Gesicki vs. Miami, 09/26/21
113 yards, Henry Ruggs III @ Pittsburgh, 09/19/21	100-149 YARDS RECEIVING	105 yards, Diontae Johnson @ Pittsburgh, 09/19/21
155 yards, Nelson Agholor vs. Miami, 12/26/20	150-199 YARDS RECEIVING	153 yards, A.J. Brown vs. Tennessee, 12/08/19
200 yards, Darren Waller @ N.Y. Jets, 12/06/20	200-299 YARDS RECEIVING	284 yards, Antonio Brown @ Pittsburgh, 11/08/15
85 yards, Nelson Agholor: (3:56) (Shotgun) 4-D.Carr pass deep right to 15-N.Agholor for 85 yards, TOUCHDOWN. vs. Miami, 12/26/20	70-YARD RECEPTION	92 yards, Jerry Jeudy: (6:43) (Shotgun) 3-D.Lock pass deep middle to 10-J.Jeudy for 92 yards, TOUCHDOWN. @ Denver, 01/03/21
61 yards, Henry Ruggs III: (9:44) (Shotgun) 4-D.Carr pass deep middle to 11-H.Ruggs for 61 yards, TOUCHDOWN. @ Pittsburgh, 09/19/21	60-YARD RECEPTION	67 yards, Tyreek Hill: (12:51) (Shotgun) 15-P.Mahomes pass deep left to 10-T.Hill for 67 yards, TOUCHDOWN. @ Kansas City, 12/30/18
51 yards, Henry Ruggs III: (13:26) 4-D.Carr pass deep left to 11-H.Ruggs to LAC 35 for 51 yards (33-D.James). @ L.A. Chargers, 10/04/21	50-YARD RECEPTION	52 yards, Chase Claypool: (12:14) (Shotgun) 7-B.Roethlisberger pass deep left to 11-C.Claypool to LV 25 for 52 yards (24-J.Abram). @ Pittsburgh, 09/19/21
COMBINED YARDS		
111 yards/386 yards, Peyton Barber/Derek Carr vs. Miami, 09/26/21	100-YARD RUSHER AND 300-YARD PASSER	103 yards/391 yards, Derrick Henry/Ryan Tannehill vs. Tennessee, 12/08/19
113 yards/382 yards, Henry Ruggs III/Derek Carr @ Pittsburgh, 09/19/21	100-YARD RECEIVER AND 300-YARD PASSER	140 yards/339 yards, Jerry Jeudy/Drew Lock @ Denver, 01/03/21
104 yards/100 yards, Josh Jacobs/Darren Waller @ Kansas City, 12/01/19	100-YARD RUSHER AND 100-YARD RECEIVER	103 yards/153 yards, Derrick Henry/A.J. Brown vs. Tennessee, 12/08/19
130 yards/437 yards/128 yards, Marshawn Lynch/Derek Carr Amari Cooper vs. Cleveland, 09/30/18	100-YARD RUSHER, 300-YARD PASSER, 100-YARD RECEIVER	103 yards/391 yards/153 yards, Derrick Henry/Ryan Tannehill A.J. Brown vs. Tennessee, 12/08/19
130 yards/128/110 yards, Marshawn Lynch/Amari Cooper/Jared Cook vs. Cleveland, 09/30/18	100-YARD RUSHER/TWO 100-YARD RECEIVERS	117 yards/118/101 yards, Rudi Johnson/T.J. Houshmandzadeh/Chad Johnson @ Cincinnati, 12/10/06
155/112 yards/336 yards, Nelson Agholor/Darren Waller/Derek Carr vs. Miami, 12/26/20	TWO 100-YARD RECEIVERS/300-YARD PASSER	127/102 yards/348 yards, Travis Kelce/Tyreek Hill/Patrick Mahomes vs. Kansas City, 11/22/20
DEFENSE		
56 yards, Erik Harris: (6:14) (Shotgun) 17-P.Rivers pass short middle intended for 86-H.Henry INTERCEPTED by 25-E.Harris [98-M.Crosby] at OAK 44. 25-E.Harris for 56 yards, TOUCHDOWN. vs. L.A. Chargers, 11/07/19	INTERCEPTED PASS RETURNED FOR A TOUCHDOWN	85 yards, Elandon Roberts: (6:49) (Shotgun) 4-D.Carr pass short right intended for 87-F.Moreau INTERCEPTED by 52-E.Roberts [21-E.Rowe] at MIA 15. 52-E.Roberts for 85 yards, TOUCHDOWN. vs. Miami, 09/26/21
18 yards, Keith McGill: (3:51) 18-P.Manning up the middle to DEN 23 for no gain (91-J.Tuck). FUMBLES (91-J.Tuck), RECOVERED by OAK-39-K.McGill at DEN 18. 39-K.McGill for 18 yards, TOUCHDOWN. The Replay Official challenged the backward pass ruling, and the play was Upheld. The ruling on the field stands. @ Denver, 12/28/14	FUMBLE RETURNED FOR A TOUCHDOWN	47 yards, Jayon Brown: (13:25) (No Huddle, Shotgun) 4-D.Carr pass short left to 83-D.Waller to OAK 48 for 3 yards (23-T.Smith). FUMBLES (23-T.Smith), RECOVERED by TEN-55-J.Brown at OAK 47. 55-J.Brown for 47 yards, TOUCHDOWN. vs. Tennessee, 12/08/19
Casey Hayward Jr.: (:36) (Shotgun) 14-J.Brissett pass short left to 17-J.Waddle tackled in End Zone for -1 yards, SAFETY (29-C.Hayward). vs. Miami, 09/26/21	SAFETY SCORED	D.J. Alexander: (9:05) 7-M.King punt is BLOCKED by 57-D.Alexander, Center-47-T.Gafford, ball out of bounds in End Zone, SAFETY. @ Kansas City, 01/03/16
Las Vegas 15, Kansas City 0 vs. Kansas City, 12/16/12	SHUTOUT	L.A. Rams 52, Las Vegas 0 @ St. Louis, 11/30/14
5.0 sk, Khalil Mack @ Denver, 12/13/15	FIVE+ SACK GAME	6.0 sk, Derrick Thomas @ Kansas City, 09/06/98
4.0 sk, Maxx Crosby vs. Cincinnati, 11/17/19	FOUR SACK GAME	4.0 sk, Brian Orakpo vs. Washington, 12/13/09

4.0 sk, Maxx Crosby vs. Cincinnati, 11/17/19	THREE SACK GAME	3.0 sk, Devin White vs. Tampa Bay, 10/25/20
2.0 sk, Darius Philon @ L.A. Chargers, 10/04/21	TWO SACK GAME	2.0 sk, Brandon Jones vs. Miami, 09/26/21
William Thomas/Eric Allen vs. N.Y. Jets, 12/10/00	TWO INTERCEPTIONS BY TEAMMATES	* Never Has Happened *
73 yards, Kamerion Wimbley vs. Chicago, 11/27/11	70+ YARD INTERCEPTION RETURN	85t yards, Elandon Roberts vs. Miami, 09/26/21
3 int, Rod Woodson vs. Tennessee, 09/29/02	THREE INTERCEPTION GAME	3 int, Walt Harris @ San Francisco, 10/08/06
2 ints, Jeff Heath vs. Denver, 11/15/20	TWO INTERCEPTIONS	2 ints, Xavien Howard @ Miami, 09/23/18
2 int, Jeff Heath vs. Denver, 11/15/20	TWO INTERCEPTION GAME	2 int, Xavien Howard @ Miami, 09/23/18
3 ints, Rod Woodson vs. Tennessee, 09/29/02	THREE INTERCEPTIONS	3 ints, Walt Harris @ San Francisco, 10/08/06
24 yards, Denver 16, Las Vegas 10 @ Denver, 10/01/17	LESS THAN 25 RUSHING YARDS	19 yards, Las Vegas 24, L.A. Chargers 17 @ L.A. Chargers, 12/22/19
48 yards, L.A. Chargers 28, Las Vegas 14 @ L.A. Chargers, 10/04/21	LESS THAN 50 RUSHING YARDS	39 yards, Las Vegas 26, Pittsburgh 17 @ Pittsburgh, 09/19/21
39 yards, Las Vegas 26, Pittsburgh 17 @ Pittsburgh, 09/19/21	LESS THAN 100 RUSHING YARDS	48 yards, L.A. Chargers 28, Las Vegas 14 @ L.A. Chargers, 10/04/21
42 yards, Denver 23, Las Vegas 3 vs. Denver, 09/27/09	LESS THAN 50 NET PASSING YARDS	26 yards, Tennessee 13, Las Vegas 9 @ Tennessee, 10/28/07
96 yards, Washington 27, Las Vegas 10 @ Washington, 09/24/17	LESS THAN 100 NET PASSING YARDS	73 yards, Las Vegas 17, Cincinnati 10 vs. Cincinnati, 11/17/19
122 yards, Las Vegas 16, Cleveland 6 @ Cleveland, 11/01/20	LESS THAN 150 NET PASSING YARDS	100 yards, Las Vegas 16, Cleveland 6 @ Cleveland, 11/01/20
119 yards, Las Vegas 15, Kansas City 0 vs. Kansas City, 12/16/12	LESS THAN 150 YARDS NET OFFENSE	128 yards, Washington 27, Las Vegas 10 @ Washington, 09/24/17
119 yards, Las Vegas 15, Kansas City 0 vs. Kansas City, 12/16/12	LESS THAN 200 YARDS NET OFFENSE	185 yards, Seattle 27, Las Vegas 3 vs. Seattle, 10/14/18
223 yards, Las Vegas 16, Cleveland 6 @ Cleveland, 11/01/20	LESS THAN 300 YARDS NET OFFENSE	213 yards, L.A. Chargers 28, Las Vegas 14 @ L.A. Chargers, 10/04/21
4 to, Las Vegas 32, Denver 31 @ Denver, 01/03/21	FORCED FOUR TURNOVERS	4 to, Las Vegas 45, Cleveland 42 vs. Cleveland, 09/30/18
5 to, Atlanta 43, Las Vegas 6 @ Atlanta, 11/29/20	FORCED FIVE+ TURNOVERS	5 to, Las Vegas 37, Denver 12 vs. Denver, 11/15/20
1 to, L.A. Chargers 28, Las Vegas 14 @ L.A. Chargers, 10/04/21	AT LEAST ONE TURNOVER	1 to, Las Vegas 26, Pittsburgh 17 @ Pittsburgh, 09/19/21
3 to, Las Vegas 31, N.Y. Jets 28 @ N.Y. Jets, 12/06/20	FORCED THREE+ TURNOVERS	4 to, Las Vegas 32, Denver 31 @ Denver, 01/03/21

SPECIAL TEAMS

101 yards, Jacoby Ford: 4-P.Dawson kicks 66 yards from CLV 35 to OAK -1. 12-J.Ford for 101 yards, TOUCHDOWN. The Replay Assistant challenged the runner was in bounds ruling, and the play was Upheld. vs. Cleveland, 10/16/11	KICKOFF RETURNED FOR A TOUCHDOWN	93 yards, Cordarrelle Patterson: 11-S.Janikowski kicks 58 yards from OAK 35 to MIN 7. 84-C.Patterson for 93 yards, TOUCHDOWN. vs. Minnesota, 11/15/15
99 yards, Dwayne Harris: (10:35) 3-C.Wadman punts 65 yards to OAK -1. Center-42-C.Kreiter. 17-D.Harris for 99 yards, TOUCHDOWN. The Replay Official reviewed the kick touched ruling, and the play was Upheld. The ruling on the field stands. vs. Denver, 12/24/18	PUNT RETURNED FOR A TOUCHDOWN	70 yards, Cyrus Jones: (13:01) (Punt formation) 5-J.Townsend punts 52 yards to BLT 30, Center-47-T.Sieg. 27-C.Jones for 70 yards, TOUCHDOWN. @ Baltimore, 11/25/18
* Never Has Happened *	BLOCKED FIELD GOAL RETURNED FOR A TOUCHDOWN	72 yards, Ray Mickens: Cole Ford, kicker @ N.Y. Jets, 09/21/97
Denico Autry: (14:03) 9-J.Ryan punt is BLOCKED by 96-D.Autry, Center-49-C.Gresham, RECOVERED by OAK-12-B.Butler at SEA 0. TOUCHDOWN. @ Seattle, 11/02/14	BLOCKED PUNT RETURNED FOR A TOUCHDOWN	Antonio Allen: (4:00) 7-M.King punt is BLOCKED by 39-A.Allen, Center-59-J.Condo, RECOVERED by NYJ-39-A.Allen at OAK 0. TOUCHDOWN. @ N.Y. Jets, 12/08/13
50 yards, Daniel Carlson: (11:41) 2-D.Carlson 50 yard field goal is GOOD, Center-47-T.Sieg, Holder-6-A.Cole. vs. Miami, 09/26/21	MADE FIELD GOAL OF 50 YARDS OR LONGER	50 yards, Jason Sanders: (2:54) 7-J.Sanders 50 yard field goal is GOOD, Center-44-B.Ferguson, Holder-5-M.Palardy. vs. Miami, 09/26/21
53 yards, Giorgio Tavecchio: (4:56) 2-G.Tavecchio 53 yard field goal is BLOCKED (21-E.Murray), Center-59-J.Condo, Holder-7-M.King. vs. Kansas City, 10/19/17	BLOCKED FIELD GOAL	63 yards, Brandon McManus: (:09) 8-B.McManus 63 yard field goal is BLOCKED (98-M.Crosby), Center-46-J.Bobenmoyer, Holder-6-S.Martin, RECOVERED by LV-99-A.Key at LV 43. @ Denver, 01/03/21
Marquette King: (9:05) 7-M.King punt is BLOCKED by 57-D.Alexander, Center-47-T.Gafford, ball out of bounds in End Zone, SAFETY. @ Kansas City, 01/03/16	BLOCKED PUNT	Jon Ryan: (14:03) 9-J.Ryan punt is BLOCKED by 96-D.Autry, Center-49-C.Gresham, RECOVERED by OAK-12-B.Butler at SEA 0. TOUCHDOWN. @ Seattle, 11/02/14
Las Vegas 30, Seattle 21 vs. Seattle, 12/05/99	NO PUNTS	Denver 37, Las Vegas 6 @ Denver, 09/30/12
Daniel Carlson: 2-D.Carlson extra point is No Good, Wide Right, Center-47-T.Sieg, Holder-6-A.Cole. vs. Miami, 09/26/21	MISSED POINT AFTER TOUCHDOWN ATTEMPT	Sergio Castillo: 6-S.Castillo extra point is No Good, Wide Right, Center-42-T.Hennessy, Holder-7-B.Mann. @ N.Y. Jets, 12/06/20
Harrison Butker [Arden Key blocked]: 7-H.Butker extra point is Blocked (99-A.Key), Center-41-J.Winchester, Holder-2-D.Colquitt. vs. Kansas City, 12/02/18	POINT AFTER TOUCHDOWN ATTEMPT BLOCKED	Daniel Carlson [Tanoh Kpassagnon blocked]: 8-D.Carlson extra point is Blocked (92-T.Kpassagnon), Center-47-T.Sieg, Holder-6-A.Cole. DEFENSIVE TWO-POINT ATTEMPT. 35-C.Ward recovered the blocked kick. ATTEMPT SUCCEEDS. @ Kansas City, 12/01/19
Erik Harris: 2-G.Tavecchio kicks onside 22 yards from OAK 35 to KC 43, impetus ends at OAK 49, out of bounds. Oakland challenged the runner was out of bounds ruling, and the play was REVERSED. 2-G.Tavecchio kicks onside 22 yards from OAK 35 to KC 43, impetus ends at OAK 49. RECOVERED by OAK-41-E.Harris. @ Kansas City, 12/10/17	SUCCESSFUL ONSIDE KICK	Cody Parkey: 1-C.Parkey kicks onside 13 yards from MIA 35 to MIA 48. RECOVERED by MIA-1-C.Parkey. @ Miami, 11/05/17

5 fg, Sebastian Janikowski: (20, 50, 57, 30, 41) vs. Kansas City, 12/16/12	FIVE FIELD GOALS	5 fg, Younghoe Koo: (38, 39, 30, 29, 54) @ Atlanta, 11/29/20
6 fg, Sebastian Janikowski: (40, 47, 42, 19, 37, 44) vs. Chicago, 11/27/11	SIX FIELD GOALS	6 fg, Greg Davis: (30, 22, 38, 43, 33, 33) vs. San Diego, 10/05/97
50 yards, Daniel Carlson: (:03) 2-D.Carlson 22 yard field goal is GOOD, Center-47-T.Sieg, Holder-6-A.Cole. vs. Miami, 09/26/21	50-59 YARD FIELD GOAL	50 yards, Jason Sanders: (2:54) 7-J.Sanders 50 yard field goal is GOOD, Center-44-B.Ferguson, Holder-5-M.Palardy. vs. Miami, 09/26/21
4 fg, Daniel Carlson: (46, 33, 41, 45) @ Pittsburgh, 09/19/21	FOUR FIELD GOALS	4 fg, Jason Sanders: (37, 39, 22, 44) vs. Miami, 12/26/20
63 yards, Sebastian Janikowski: (:05) 11-S.Janikowski 63 yard field goal is GOOD, Center-59-J.Condo, Holder-9-S.Lechler. @ Denver, 09/12/11	60+ YARD FIELD GOAL	62 yards, Stephen Gostkowski: (:05) 3-S.Gostkowski 62 yard field goal is GOOD, Center-49-J.Cardona, Holder-6-R.Allen. vs. New England, 11/19/17
3 fg, Daniel Carlson: (50, 38, 22) vs. Miami, 09/26/21	THREE FIELD GOALS	3 fg, Brandon McManus: (22, 37, 26) @ Denver, 01/03/21
53 yards, Johnnie Lee Higgins vs. St. Louis, 09/19/10	50-69 YARD PUNT RETURN	50 yards, Tyreek Hill vs. Kansas City, 10/16/16
80t yards, Johnnie Lee Higgins vs. Houston, 12/21/08	70-89 YARD PUNT RETURN	71 yards, Tarik Cohen vs. Chicago, 10/06/19
67 yds, AJ Cole vs. Miami, 09/26/21	60-69 YARD PUNT	67 yds, Tommy Townsend @ Kansas City, 10/11/20
99t yards, Dwayne Harris vs. Denver, 12/24/18	90+ YARD PUNT RETURN	90t yards, Eric Decker @ Denver, 09/12/11
74 yds, AJ Cole @ L.A. Chargers, 12/22/19	70+ YARD PUNT	71 yds, Dustin Colquitt vs. Kansas City, 12/16/12
80 yds, Shane Lechler vs. Chicago, 11/27/11	80+ YARD PUNT	* Never Has Happened *
21 yards, Hunter Renfrow @ Denver, 01/03/21	20 YARD PUNT RETURN	30 yards, Devin Duvernay vs. Baltimore, 09/13/21
52 yards, Trevor Davis vs. Chicago, 10/06/19	50-69 YARD KICKOFF RETURN	60 yards, Devin Hester @ Baltimore, 10/02/16
10 punts, Marquette King @ Denver, 12/13/15	PUNTED 10+ TIMES	10 punts, Darren Bennett @ San Diego, 12/28/03
72 yards, Dwayne Harris vs. Denver, 09/09/19	70-89 YARD KICKOFF RETURN	77 yards, Alex Erickson @ Cincinnati, 12/16/18
91 yards, Bryan McCann @ Kansas City, 12/24/11	90+ YARD KICKOFF RETURN	93t yards, Cordarrelle Patterson vs. Minnesota, 11/15/15
TEAM/MISCELLANEOUS		
565 yards, Las Vegas 565, Cleveland 487 vs. Cleveland, 09/30/18	500 TOTAL YARDS OF OFFENSE	552 yards, Tennessee 552, Las Vegas 355 vs. Tennessee, 12/08/19
626 yards, Las Vegas 626, Tampa Bay 270 @ Tampa Bay, 10/30/16	600 TOTAL YARDS OF OFFENSE	* Never Has Happened *
497 yards, Las Vegas 497, Miami 330 vs. Miami, 09/26/21	400 TOTAL YARDS OF OFFENSE	406 yards, Las Vegas 491, Baltimore 406 vs. Baltimore, 09/13/21
ST: (1:21) J.Campbell pass short right to Z.Miller for 1 yard, TOUCHDOWN. San Diego challenged the pass completion ruling, and the play was Upheld. (Timeout #1 at 01:13.)ST: (3:43) (Shotgun) M.Bush up the middle for 3 yards, TOUCHDOWN.DEF: (1:10) (Shotgun) P.Rivers sacked at OAK 36 for -3 yards (M.Huff). FUMBLES (M.Huff), RECOVERED by OAK-T.Branch at OAK 36. T.Branch for 64 yards, TOUCHDOWN. The Replay Assistant challenged the fumble ruling, and the play was Upheld.OFF: (10:37) M.Scifres punt is BLOCKED by B.Myers, Center-E.Albright, RECOVERED by OAK-H.Eugene at SD 5. H.Eugene for 5 yards, TOUCHDOWN. vs. San Diego, 10/10/10	TOUCHDOWN ON OFFENSE, DEFENSE AND SPECIAL TEAMS	ST: (11:20) (Shotgun) L.Jackson pass short right to M.Crabtree for 8 yards, TOUCHDOWN.ST: (8:16) L.Jackson left end for 5 yards, TOUCHDOWN.DEF: (6:11) (No Huddle, Shotgun) D.Carr sacked at OAK 33 for -5 yards (M.Judon). FUMBLES (M.Judon) [M.Judon], RECOVERED by BLT-T.Suggs at OAK 43. T.Suggs for 43 yards, TOUCHDOWN. Suggs' 3rd career touchdown.OFF: (13:01) (Punt formation) J.Townsend punts 52 yards to BLT 30, Center-T.Sieg. C.Jones for 70 yards, TOUCHDOWN. @ Baltimore, 11/25/18
Derek Carr: (Pass formation) TWO-POINT CONVERSION ATTEMPT. 4-D.Carr pass to 83-D.Waller is complete. ATTEMPT SUCCEEDS. @ Denver, 01/03/21	MADE TWO-POINT CONVERSION	Jacoby Brissett: TWO-POINT CONVERSION ATTEMPT. 14-J.Brissett pass to 3-W.Fuller is complete. ATTEMPT SUCCEEDS. vs. Miami, 09/26/21
Derek Carr: (Pass formation) TWO-POINT CONVERSION ATTEMPT. 4-D.Carr pass to 13-H.Renfrow is incomplete. ATTEMPT FAILS. @ Denver, 12/29/19	FAILED TWO-POINT CONVERSION	Drew Lock: TWO-POINT CONVERSION ATTEMPT. 3-D.Lock pass to 10-J.Jeudy is incomplete. ATTEMPT FAILS. vs. Denver, 11/15/20
Las Vegas 59, Denver 14 @ Denver, 10/24/10	50 POINTS	L.A. Rams 52, Las Vegas 0 @ St. Louis, 11/30/14
Las Vegas 40, Kansas City 32 @ Kansas City, 10/11/20	40 POINTS	Indianapolis 44, Las Vegas 27 vs. Indianapolis, 12/13/20
Las Vegas 31, Miami 28 vs. Miami, 09/26/21	OVERTIME WIN	L.A. Chargers 30, Las Vegas 27 vs. L.A. Chargers, 12/17/20
Las Vegas 31, Miami 28 vs. Miami, 09/26/21	OVERTIME GAME	
L.A. Chargers 30, Las Vegas 27 vs. L.A. Chargers, 12/17/20	OVERTIME LOSS	Las Vegas 31, Miami 28 vs. Miami, 09/26/21
Oakland 23, Denver 23 @ Denver, 10/22/73	OVERTIME TIE	Oakland 23, Denver 23 @ Denver, 10/22/73
Las Vegas 24, Denver 0 @ Denver, 10/24/10	20 FIRST-QUARTER POINTS	L.A. Rams 21, Las Vegas 0 @ St. Louis, 11/30/14
Las Vegas 21, Kansas City 17 @ Kansas City, 10/11/20	20 SECOND-QUARTER POINTS	Kansas City 28, Las Vegas 0 vs. Kansas City, 09/15/19
Las Vegas 21, Denver 7 @ Denver, 10/24/10	20 THIRD-QUARTER POINTS	N.Y. Jets 21, Las Vegas 0 @ N.Y. Jets, 11/24/19
Las Vegas 21, Cleveland 14 vs. Cleveland, 09/30/18	20 FOURTH-QUARTER POINTS	Tampa Bay 21, Las Vegas 3 vs. Tampa Bay, 10/25/20
Las Vegas 15, Kansas City 0 vs. Kansas City, 12/16/12	SHUTOUT AT HOME	Kansas City 28, Las Vegas 0 vs. Kansas City, 10/23/11
* Never Has Happened *	SHUTOUT ON THE ROAD	L.A. Rams 52, Las Vegas 0 @ St. Louis, 11/30/14
Las Vegas 31, Miami 28 vs. Miami, 09/26/21	OVERTIME WIN AT HOME	L.A. Chargers 30, Las Vegas 27 vs. L.A. Chargers, 12/17/20
Las Vegas 30, Tampa Bay 24 @ Tampa Bay, 10/30/16	OVERTIME WIN ON THE ROAD	Denver 23, Las Vegas 20 @ Denver, 09/16/07
10 pen, Las Vegas 33, Baltimore 27 vs. Baltimore, 09/13/21	10 PENALTIES	10 pen, Kansas City 35, Las Vegas 31 vs. Kansas City, 11/22/20

3 , Las Vegas 31, Miami 28
(2:00) D.Carr pass short right to A.Ingold for 1 yard, TOUCHDOWN.
(7:24) (Shotgun) D.Carr pass short right to H.Renfrow for 12 yards, TOUCHDOWN.
(13:50) P.Barber up the middle for 1 yard, TOUCHDOWN. vs. Miami, 09/26/21

0 to, Las Vegas 26, Pittsburgh 17 @ Pittsburgh, 09/19/21

0 pen, L.A. Chargers 34, Las Vegas 10 @ San Diego, 12/04/05

4 , Las Vegas 33, Baltimore 27
(4:17) (Shotgun) J.Jacobs up the middle for 2 yards, TOUCHDOWN.
(9:24) J.Jacobs right guard for 15 yards, TOUCHDOWN.
(3:50) (Shotgun) D.Carr pass short right to D.Waller for 10 yards, TOUCHDOWN.
(3:44) (Shotgun) D.Carr pass deep right to Z.Jones for 31 yards, TOUCHDOWN. vs. Baltimore, 09/13/21

Atlanta 43, Las Vegas 6 @ Atlanta, 11/29/20

41:28 TOP, Las Vegas 30, Denver 20 vs. Denver, 11/06/16
vs. Denver, 11/15/20

(7, 10, 7, 7 Points), Las Vegas 31, N.Y. Jets 28 @ N.Y. Jets, 12/06/20

30 (first half), Las Vegas 37, L.A. Chargers 29 @ San Diego, 10/25/15

21 (Q2), Las Vegas 40, Kansas City 32 @ Kansas City, 10/11/20

L.A. Chargers 28, Las Vegas 14 @ L.A. Chargers, 10/04/21

Las Vegas 37, Denver 12 vs. Denver, 11/15/20

3 tds, Josh Jacobs: (1-Rushing, 7-Rushing, 6-Rushing) @ Carolina, 09/13/20

4 tds, Darren McFadden: (4-Rushing, 19-Pass Reception, 4-Rushing, 57-Rushing) @ Denver, 10/24/10

* Never Has Happened *

THREE TOTAL TOUCHDOWNS

NO TURNOVERS

NO PENALTIES

FOUR TOTAL TOUCHDOWNS

GAME WITHOUT TOUCHDOWNS

OVER 40:00 TIME OF POSSESSION (NON-OT)

NO SACKS/NO INTERCEPTIONS ALLOWED

SCORE TOUCHDOWN IN EACH QUARTER

30 ONE-HALF POINTS

SCORED 20+ POINTS IN ONE QUARTER

ZERO POINTS SCORED IN FIRST HALF

WON GAME BY 20+ POINTS

THREE TOUCHDOWNS BY A PLAYER

FOUR TOUCHDOWNS BY A PLAYER

FIVE TOUCHDOWNS BY A PLAYER

3 , Las Vegas 31, Miami 28
(6:49) (Shotgun) D.Carr pass short right intended for F.Moreau INTERCEPTED by E.Roberts [E.Rowe] at MIA 15. E.Roberts for 85 yards, TOUCHDOWN.
(3:15) M.Brown up the middle for 24 yards, TOUCHDOWN.
(:08) (No Huddle, Shotgun) J.Brissett scrambles up the middle for 1 yard, TOUCHDOWN. vs. Miami, 09/26/21

0 to, L.A. Chargers 28, Las Vegas 14 @ L.A. Chargers, 10/04/21

0 pen, Kansas City 40, Las Vegas 9 @ Kansas City, 12/01/19

4 , L.A. Chargers 28, Las Vegas 14
(8:06) (Shotgun) J.Herbert pass short middle to D.Parham for 4 yards, TOUCHDOWN.
(4:21) (Shotgun) J.Herbert pass short right to J.Cook for 10 yards, TOUCHDOWN [M.Crosby].
(:34) (Shotgun) J.Herbert pass short right to A.Ekeler for 14 yards, TOUCHDOWN.
(5:27) A.Ekeler left guard for 11 yards, TOUCHDOWN. @ L.A. Chargers, 10/04/21

Las Vegas 16, Cleveland 6 @ Cleveland, 11/01/20

41:38 TOP, Miami 33, Las Vegas 17 vs. Miami, 11/28/10
vs. Indianapolis, 12/13/20

(7, 10, 7, 0, 6 Points), L.A. Chargers 30, Las Vegas 27 vs. L.A. Chargers, 12/17/20

38 (first half), L.A. Rams 52, Las Vegas 0 @ St. Louis, 11/30/14

21 (Q4), Tampa Bay 45, Las Vegas 20 vs. Tampa Bay, 10/25/20

Las Vegas 24, Chicago 21 vs. Chicago, 10/06/19

Atlanta 43, Las Vegas 6 @ Atlanta, 11/29/20

3 tds, Cordarrelle Patterson: (42-Pass Reception, 12-Pass Reception, 14-Pass Reception) @ Atlanta, 10/03/21

4 tds, Aaron Jones: (4-Pass Reception, 1-Pass Reception, 11-Pass Reception, 1-Rushing) @ Green Bay, 09/20/21

5 tds, Jamaal Charles: (49-Pass Reception, 39-Pass Reception, 1-Rushing, 16-Pass Reception, 71-Pass Reception) vs. Kansas City, 12/15/13



UPDATED BIOS



JOHNATHAN ABRAM

24

POSITION: S
HT/WT: 6-0/205
ACQUIRED: D1C-'19
BORN: 10/25/96
RAIDERS SEASON: 3
NFL SEASON: 3
COLLEGE: Mississippi State
HOMETOWN: Columbia, Miss.

2021: (9/13) vs. Bal.: Started in the contest and finished third on the team with nine tackles (five solo) and added one pass defended...**(9/19) at Pit.:** Started and finished second on the team with seven tackles (five)...Added one stop on special teams...**(9/26) vs. Mia.:** Started and recorded seven tackles (three) on defense...**(10/4) at LAC:** Started and saw extensive action on both defense and special teams...Finished third on the team with eight tackles.


JOHNATHAN ABRAM'S NFL REGULAR SEASON DEFENSIVE STATISTICS

				TACKLES								INTERCEPTIONS						O. FUMB				ST					MISC	
DATE	TEAM	GP	GS	TK	S	A	TFL	YDS	SK	YDS	QBH	NO	YDS	LG	TD	PD	FF	FR	TD	YDS	TK	S	A	FF	FR	S	A	
2019	Raiders	1	1	5	1	4	0	0	0.0	0.0	0	0	0	0	0	1	0	0	0	0	0	0	0	0	0	0	0	
2020	Raiders	13	13	79	57	22	3	5	0.0	0.0	4	2	29	24	0	6	0	0	0	0	7	3	4	0	1	0	0	
2021	Raiders	4	4	31	17	14	2	5	0.0	0.0	0	0	0	0	0	1	0	0	0	0	2	1	1	0	0	0	0	
NFL TOTALS		18	18	115	75	40	5	10	0.0	0.0	4	2	29	24	0	8	0	0	0	0	9	4	5	0	1	0	0	

JOHNATHAN ABRAM'S 2021 GXG REGULAR-SEASON STATISTICS (RAIDERS)

			TACKLES								INTERCEPTIONS					O. FUMB				ST					MISC				
DATE	OPPONENT	P/S	TK	S	A	SK	YDS	TFL	YDS	QBH	NO	YDS	LG	TD	PD	FF	FR	TD	YDS	TK	S	A	FF	FR	S	A	W/L	SCORE	
09/13	Ravens	S	9	5	4	0.0	0.0	0	0	0	0	0	0	0	1	0	0	0	0	1	0	1	0	0	0	0	W	33-27+	
09/19	at Steelers	S	7	5	2	0.0	0.0	1	3	0	0	0	0	0	0	0	0	0	0	1	1	0	0	0	0	0	W	26-17	
09/26	Dolphins	S	7	3	4	0.0	0.0	0	0	0	0	0	0	0	0	0	0	0	0	0	0	0	0	0	0	0	W	31-28+	
10/04	at Chargers	S	8	4	4	0.0	0.0	1	2	0	0	0	0	0	0	0	0	0	0	0	0	0	0	0	0	0	L	14-28	
2021 TOTALS		4-4	31	17	14	0.0	0.0	2	5	0	0	0	0	0	1	0	0	0	0	2	1	1	0	0	0	0	3-1		

+ - Overtime



DAMON ARNETTE

20

POSITION: CB
HT/WT: 6-0/195
ACQUIRED: D1B-'20
BORN: 02/09/96
RAIDERS SEASON: 2
NFL SEASON: 2
COLLEGE: Ohio State
HOMETOWN: Fort Lauderdale, Fla.

2021: (9/13) vs. Bal.: Appeared in a reserve role on both defense and special teams...(9/19) **at Pit.:** Recorded one pass defense in the win...Also appeared on special teams...(9/26) **vs. Mia.:** Appeared in a reserve role on defense, recording one tackle...(10/4) **at LAC:** Recorded three stops on defense before exiting the game early due to injury.


DAMON ARNETTE'S NFL REGULAR SEASON DEFENSIVE STATISTICS

				TACKLES								INTERCEPTIONS						O. FUMB				ST					MISC	
DATE	TEAM	GP	GS	TK	S	A	TFL	YDS	SK	YDS	QBH	NO	YDS	LG	TD	PD	FF	FR	TD	YDS	TK	S	A	FF	FR	S	A	
2020	Raiders	9	7	25	21	4	1	1	0.0	0.0	0	0	0	0	0	2	0	0	0	0	0	0	0	0	0	0	0	
2021	Raiders	4	0	4	2	2	0	0	0.0	0.0	0	0	0	0	0	1	0	0	0	0	0	0	0	0	0	0	0	
NFL TOTALS		13	7	29	23	6	1	1	0.0	0.0	0	0	0	0	0	3	0	0	0	0	0	0	0	0	0	0	0	

DAMON ARNETTE'S 2021 GXG REGULAR-SEASON STATISTICS (RAIDERS)

			TACKLES							INTERCEPTIONS					O. FUMB				ST					MISC				
DATE	OPPONENT	P/S	TK	S	A	SK	YDS	TFL	YDS	QBH	NO	YDS	LG	TD	PD	FF	FR	TD	YDS	TK	S	A	FF	FR	S	A	W/L	SCORE
09/13	Ravens	P	0	0	0	0.0	0.0	0	0	0	0	0	0	0	0	0	0	0	0	0	0	0	0	0	0	0	W	33-27+
09/19	at Steelers	P	0	0	0	0.0	0.0	0	0	0	0	0	0	0	1	0	0	0	0	0	0	0	0	0	0	0	W	26-17
09/26	Dolphins	P	1	1	0	0.0	0.0	0	0	0	0	0	0	0	0	0	0	0	0	0	0	0	0	0	0	0	W	31-28+
10/04	at Chargers	P	3	1	2	0.0	0.0	0	0	0	0	0	0	0	0	0	0	0	0	0	0	0	0	0	0	0	L	14-28
2021 TOTALS			4	2	2	0.0	0.0	0	0	0	0	0	0	0	1	0	0	0	0	0	0	0	0	0	0	0	3-1	

+ - Overtime



PEYTON BARBER

31

POSITION: RB
HT/WT: 5-11/225
ACQUIRED: FA-'21
BORN: 06/27/94
RAIDERS SEASON: 1
NFL SEASON: 6
COLLEGE: Auburn
HOMETOWN: Alpharetta, Ga.

2021: (9/13) vs. Bal.: Did not play...**(9/19) at Pit.:** Made his Raiders debut, leading the team with 13 carries for 32 yards...**(9/26) vs. Mia.:** Finished with a career-high 111 rushing yards with one TD on 23 carries, while adding three receptions for 31 yards in just his second contest with the Silver and Black...**(10/4) at LAC:** Saw limited action on offense and special teams.

PEYTON BARBER'S NFL REGULAR SEASON RUSHING/RECEIVING STATISTICS

DATE	TEAM	GP	GS	RUSHING					RECEIVING				
				NO.	YDS.	AVG.	LG	TD	NO.	YDS.	AVG.	LG	TD
2016	Buccaneers	15	1	55	223	4.1	44t	1	5	28	5.6	11	0
2017	Buccaneers	16	4	108	423	3.9	34	3	16	114	7.1	34	0
2018	Buccaneers	16	16	234	871	3.7	28	5	20	92	4.6	10	1
2019	Buccaneers	16	7	154	470	3.1	17	6	16	115	7.2	16	1
2020	Washington	16	2	94	258	2.7	15	4	4	12	3.0	7	0
2021	Washington	0	0	0	0	0.0	0	0	0	0	0.0	0	0
Went from Washington to Las Vegas.													
2021	Raiders	3	0	37	143	3.9	27	1	3	31	10.3	23	0
2021	TOTAL	3	0	37	143	3.9	27	1	3	31	10.3	23	0
NFL TOTALS		82	30	682	2,388	3.5	44T	20	64	392	6.1	34	2

PEYTON BARBER'S NFL REGULAR SEASON RETURN STATISTICS

KICKOFF RETURNS							PUNT RETURNS					
DATE	TEAM	RET.	YDS.	AVG.	LG	TD	NO.	FC	YDS.	AVG.	LG	TD
2016	Buccaneers	0	0	0.0	0	0	0	0	0	0.0	0	0
2017	Buccaneers	0	0	0.0	0	0	0	0	0	0.0	0	0
2018	Buccaneers	0	0	0.0	0	0	0	0	0	0.0	0	0
2019	Buccaneers	0	0	0.0	0	0	0	0	0	0.0	0	0
2020	Washington	0	0	0.0	0	0	0	0	0	0.0	0	0
2021	Washington	0	0	0.0	0	0	0	0	0	0.0	0	0
Went from Washington to Las Vegas.												
2021	Raiders	1	25	25.0	25	0	0	0	0	0.0	0	0
2021	TOTAL	1	25	25.0	25	0	0	0	0	0.0	0	0
NFL TOTALS		1	25	25.0	25	0	0	0	0	0.0	0	0


100-YARD RUSHING GAMES (3): REGULAR SEASON

DATE	TEAM	ATT.	YDS.	AVG.	LG	TD
12/03/17	at Packers	23	102	4.4	19	0
11/18/18	at Giants	18	106	5.9	28	1
09/26/21	DOLPHINS	23	111	4.8	27	1

PEYTON BARBER'S 2021 GXG REGULAR-SEASON STATISTICS (WASHINGTON/RAIDERS)

			RUSHING					RECEIVING							
DATE	OPPONENT	P/S	NO.	YDS.	AVG.	LG	TD	NO.	YDS.	AVG.	LG	TD	W/L	SCORE	
09/12	Chargers		DID NOT PLAY											L	16-20
Went from Washington to Raiders.															
09/19	at Steelers	P	13	32	2.5	13	0	0	0	0.0	0	0	W	26-17	
09/26	Dolphins	P	23	111	4.8	27	1	3	31	10.3	23	0	W	31-28+	
10/04	at Chargers	P	1	0	0.0	0	0	0	0	0.0	0	0	L	14-28	
2021 TOTALS		3-0	37	143	3.9	27	1	3	31	10.3	23	0	2-2		

+ - Overtime



JACKSON BARTON

78

POSITION: T

HT/WT: 6-7/302

ACQUIRED: FA-'21

BORN: 08/08/95

RAIDERS SEASON: 1

NFL SEASON: 3

COLLEGE: Utah

HOMETOWN: Salt Lake City, Utah

2021: (9/26) vs. Mia.: Inactive...(10/4) at LAC: Inactive.

JACKSON BARTON'S NFL REGULAR SEASON STATISTICS

DATE	TEAM	GP	GS
2019	Colts	0	0
2019	Chiefs	0	0
2019	TOTAL	0	0
2021	Giants	0	0
2021	Raiders	0	0
2021	TOTAL	0	0
NFL TOTALS		0	0

Went from **Indianapolis** to **Kansas City**.

Went from **N.Y. Giants** to **Las Vegas**.

JACKSON BARTON'S 2021 GXG REGULAR-SEASON STATISTICS (GIANTS/RAIDERS)

DATE	OPPONENT	P/S		W/L	SCORE
09/12	Broncos		DID NOT PLAY	L	13-27
09/16	at Washington		DID NOT PLAY	L	29-30
09/26	Falcons		PRACTICE SQUAD	L	14-17
10/04	at Chargers		Went from Giants to Raiders . ON INACTIVE LIST	L	14-28
2021 TOTALS		0-0		0-4	



NICK BOWERS

82

POSITION: TE
HT/WT: 6-4/260
ACQUIRED: FA-'20
BORN: 05/26/96

RAIDERS SEASON: 1
NFL SEASON: 1
COLLEGE: Penn State
HOMETOWN: Kittanning, Pa.

2021: (9/19) at Pit.: Inactive...(9/26) vs. Mia.: Inactive...(10/4) at LAC: Inactive.

NICK BOWERS' NFL REGULAR SEASON RUSHING/RECEIVING STATISTICS

DATE	TEAM	GP	GS	RECEIVING					RUSHING				
				NO.	YDS.	AVG.	LG	TD	NO.	YDS.	AVG.	LG	TD
2020	Raiders	0	0	0	0	0.0	0	0	0	0	0.0	0	0
2021	Raiders	0	0	0	0	0.0	0	0	0	0	0.0	0	0
NFL TOTALS		0	0	0	0	0.0	0	0	0	0	0.0	0	0

NICK BOWERS' NFL REGULAR SEASON RETURN STATISTICS

KICKOFF RETURNS							PUNT RETURNS					
DATE	TEAM	RET.	YDS.	AVG.	LG	TD	NO.	FC	YDS.	AVG.	LG	TD
2020	Raiders	0	0	0.0	0	0	0	0	0	0.0	0	0
2021	Raiders	0	0	0.0	0	0	0	0	0	0.0	0	0
NFL TOTALS		0	0	0.0	0	0	0	0	0	0.0	0	0

NICK BOWERS' 2021 GXG REGULAR-SEASON STATISTICS (RAIDERS)

DATE	OPPONENT	P/S	RECEIVING					RUSHING					W/L	SCORE
			NO.	YDS.	AVG.	LG	TD	NO.	YDS.	AVG.	LG	TD		
09/13	Ravens												W	33-27+
09/19	at Steelers												W	26-17
09/26	Dolphins												W	31-28+
10/04	at Chargers												L	14-28
2021 TOTALS		0-0	0	0	0.0	0	0	0	0	0.0	0	0	3-1	

+ - Overtime



DANIEL CARLSON

2

POSITION: K
HT/WT: 6-5/215
ACQUIRED: FA-'18
BORN: 01/23/95
RAIDERS SEASON: 4
NFL SEASON: 4
COLLEGE: Auburn
HOMETOWN: Colorado Springs, Colo.

2021: (9/13) vs. Bal.: Converted on FGs of 34 and 55 yards...His 55-yard FG came as time expired in the fourth quarter to send the game into overtime...Connected on three PATs...**(9/19) at Pit.:** Converted on FGs of 46, 33, 41 and 45 yards in the win...His 45-yard FG with 20 seconds left in the game sealed the win for the Silver and Black...Connected on two PATs...**(9/26) vs. Mia.:** Converted on FGs of 50, 38 and 22 yards...His game-winning, 22-yard FG came as time expired in overtime for the Raiders third straight win...**(10/4) at LAC:** Connected on two PATs.

DANIEL CARLSON'S NFL REGULAR SEASON KICKING STATISTICS

DATE	TEAM	GP	FGM	FGA	PCT.	LG	XP	XPA	PCT.	BLK	PTS
2018	Vikings	2	1	4	25.0	48	6	6	100.0	0	9
Went from Minnesota to Oakland.											
2018	Raiders	10	16	17	94.1	50	18	18	100.0	0	66
2018	TOTAL	12	17	21	81.0	50	24	24	100.0	0	75
2019	Raiders	16	19	26	73.1	48	34	36	94.4	0	91
2020	Raiders	16	33	35	94.3	54	45	47	95.7	0	144
2021	Raiders	4	9	10	90.0	55	9	10	90.0	0	36
NFL TOTALS		48	78	92	84.8	55	112	117	95.7	0	346


DANIEL CARLSON'S NFL REGULAR SEASON FIELD-GOAL ACCURACY STATISTICS

DATE	TEAM	1-19	PCT.	20-29	PCT.	30-39	PCT.	40-49	PCT.	50+	PCT.
2018	Vikings	0-0	0.0	0-0	0.0	0-1	0.0	1-3	33.3	0-0	0.0
Went from Minnesota to Oakland.											
2018	Raiders	0-0	0.0	2-2	100.0	3-3	100.0	8-9	88.9	3-3	100.0
2018	TOTAL	0-0	0.0	2-2	100.0	3-4	75.0	9-12	75.0	3-3	100.0
2019	Raiders	0-0	0.0	8-8	100.0	5-6	83.3	6-10	60.0	0-2	0.0
2020	Raiders	0-0	0.0	18-18	100.0	8-8	100.0	3-5	60.0	4-4	100.0
2021	Raiders	0-0	0.0	1-1	100.0	3-3	100.0	3-3	100.0	2-3	66.7
NFL TOTALS		0-0	0.0	29-29	100.0	19-21	90.5	21-30	70.0	9-12	75.0

DANIEL CARLSON'S 2021 GXG REGULAR-SEASON STATISTICS (RAIDERS)

DATE	OPPONENT		FIELD GOALS				EXTRA POINTS				PTS	W/L	SCORE
			FGM	FGA	PCT	LG	XP	XPA	PCT	BLK			
09/13	Ravens	P	2	2	100.0	55	3	3	100.0	0	9	W	33-27+
09/19	at Steelers	P	4	4	100.0	46	2	2	100.0	0	14	W	26-17
09/26	Dolphins	P	3	3	100.0	50	2	3	66.7	0	11	W	31-28+
10/04	at Chargers	P	0	1	0.0	0	2	2	100.0	0	2	L	14-28
2021 TOTALS		4	9	10	90.0	55	9	10	90.0	0	36	3-1	

+ - Overtime



DEREK CARR

4

POSITION: QB
HT/WT: 6-3/210
ACQUIRED: D2-'14
BORN: 03/28/91

RAIDERS SEASON: 8
NFL SEASON: 8
COLLEGE: Fresno State
HOMETOWN: Bakersfield, Calif.

2021: (9/13) vs. Bal.: Finished the contest completing 34-of-56 attempts for 435 yards, recording two TDs against one INT for a passer rating of 89.5...His 435 yards passing are most ever in a Raiders opening game, surpassing Marc Wilson's 346 yards in Week 1 of 1986...His 56 passing attempts are tied for third-most in his career while his 435 passing yards are third-most...Led his 22nd fourth quarter comeback of his career. Carr set the NFL record for most fourth quarter comebacks (21) through a player's first seven seasons in the league...**(9/19) at Pit.:** Completed 28-of-37 passes for 382 yards (75.7 percent) with two TDs for a passer rating of 126.2...His 382 passing yards ranked the sixth highest of his career and his 126.2 passer rating ranked eighth in his career...Became just the fourth player in NFL history to record at least 380 passing yards and two TDs in each of his team's first two games of a season...**(9/26) vs. Mia.:** Finished the game completing 26-of-43 passes for 386 yards with two TDs against one INT for a passer rating of 95.7....Has recorded 1,203 passing yards through his first three contests, marking the fourth most through three games in NFL history...Has recorded at least 325 passing yards in five consecutive contest, becoming just the fourth player in NFL history to accomplish the feat...**(10/4) at LAC:** Completed 21-of-34 passes for 196 yards with two TDs against one INT for a passer rating of 84.9...Leads the NFL with 1,399 passing yards through four weeks.

DEREK CARR'S NFL REGULAR SEASON PASSING/RUSHING STATISTICS

DATE	TEAM	GP	GS	PASSING											RUSHING				
				ATT.	CMP.	PCT.	YDS	AVG.	TD	INT.	LG	SK	LST	RATE	NO.	YDS.	AVG.	LG	TD
2014	Raiders	16	16	599	348	58.1	3,270	5.5	21	12	77t	24	149	76.6	29	92	3.2	41	0
2015	Raiders	16	16	573	350	61.1	3,987	7.0	32	13	68t	31	230	91.1	33	138	4.2	24	0
2016	Raiders	15	15	560	357	63.8	3,937	7.0	28	6	75t	16	79	96.7	39	70	1.8	13	0
2017	Raiders	15	15	515	323	62.7	3,496	6.8	22	13	87t	20	101	86.4	23	66	2.9	32	0
2018	Raiders	16	16	553	381	68.9	4,049	7.3	19	10	66	51	299	93.9	24	47	2.0	15	1
2019	Raiders	16	16	513	361	70.4	4,054	7.9	21	8	75	29	184	100.8	27	82	3.0	15	2
2020	Raiders	16	16	517	348	67.3	4,103	7.9	27	9	85t	26	150	101.4	39	140	3.6	18	3
2021	Raiders	4	4	170	109	64.1	1,399	8.2	8	3	61t	12	95	98.1	13	19	1.5	5	0
TOTALS		114	114	4,000	2,577	64.4	28,295	7.1	178	74	87T	209	1,287	92.4	227	654	2.9	41	6


DEREK CARR'S 2021 GXG REGULAR-SEASON STATISTICS (RAIDERS)

DATE	OPPONENT	P/S	PASSING											RUSHING				W/L	SCORE
			ATT	CMP	YDS	PCT	Y/A	Y/C	TD	INT	LG	SK/YD	RATE	ATT	YDS	LG	TD		
09/13	Ravens	S	56	34	435	60.7	7.8	12.8	2	1	37	3/26	89.5	4	6	4	0	W	33-27+
09/19	at Steelers	S	37	28	382	75.7	10.3	13.6	2	0	61t	2/9	126.2	4	9	5	0	W	26-17
09/26	Dolphins	S	43	26	386	60.5	9.0	14.8	2	1	34	3/29	95.7	2	-2	-1	0	W	31-28+
10/04	at Chargers	S	34	21	196	61.8	5.8	9.3	2	1	51	4/31	84.9	3	6	3	0	L	14-28
2021 TOTALS		4-4	170	109	1,399	64.1	8.2	12.8	8	3	61T	12/95	98.1	13	19	5	0	3-1	

+ - Overtime

300-YARD PASSING GAMES (28): REGULAR SEASON

DATE	TEAM	NO.	YDS.	AVG.	LG	TD
10/26/14	at Browns	34	328	9.6	31	1
09/20/15	RAVENS	30	351	11.7	68t	3
09/27/15	at Browns	20	314	15.7	55	2
11/01/15	JETS	23	333	14.5	59t	4
11/08/15	at Steelers	24	301	12.5	38t	4
11/15/15	VIKINGS	29	302	10.4	38	2
11/29/15	at Titans	24	330	13.8	41	3
09/11/16	at Saints	24	319	13.3	43	1
10/09/16	CHARGERS	25	317	12.7	64t	2
10/30/16	at Buccaneers	40	513	12.8	68	4
11/27/16	PANTHERS	26	315	12.1	49	2
10/19/17	CHIEFS	29	417	14.4	45t	3
10/29/17	at Bills	31	313	10.1	40	1
11/05/17	at Dolphins	21	300	14.3	44t	1
09/10/18	RAMS	29	303	10.4	45	0
09/23/18	at Dolphins	27	345	12.8	66	1
09/30/18	BROWNS	35	437	12.5	36	4
12/09/18	STEELERS	25	322	12.9	39	2
12/29/19	at Broncos	29	391	13.5	75	1
10/04/20	BILLS	32	311	9.7	37	2
10/11/20	at Chiefs	22	347	15.8	72t	3
12/06/20	at Jets	28	381	13.6	46t	3
12/13/20	COLTS	31	316	10.2	47t	2
12/26/20	DOLPHINS	21	336	16.0	85t	1
01/03/21	at Broncos	24	371	15.5	57	2
09/13/21	RAVENS	34	435	12.8	37	2
09/19/21	at Steelers	28	382	13.6	61t	2
09/26/21	DOLPHINS	26	386	14.8	34	2



DEREK CARRIER

85

POSITION: TE
HT/WT: 6-3/240
ACQUIRED: UFA-'18 (LAR)
BORN: 07/25/90
RAIDERS SEASON: 4
NFL SEASON: 9
COLLEGE: Beloit
HOMETOWN: Edgerton, Wis.

2021: (9/13) vs. Bal.: Saw action on both offense and special teams in the win...**(9/19) at Pit.:** Appeared in a reserve role on offense, recording two receptions for 13 yards...Added two stops on special teams...**(9/26) vs. Mia.:** Saw extensive action on special teams and appeared in a reserve role on offense...**(10/4) at LAC:** Saw limited action on offense and special teams before exiting early due to injury.

DEREK CARRIER'S NFL REGULAR SEASON RUSHING/RECEIVING STATISTICS

DATE	TEAM	GP	GS	RECEIVING					RUSHING				
				NO.	YDS.	AVG.	LG	TD	NO.	YDS.	AVG.	LG	TD
2013	49ers	5	0	0	0	0.0	0	0	0	0	0.0	0	0
2014	49ers	11	1	9	105	11.7	23	0	1	2	2.0	2	0
2015	Washington	12	12	17	141	8.3	20	1	0	0	0.0	0	0
2016	Washington	8	0	2	10	5.0	6	0	0	0	0.0	0	0
2017	Washington	0	0	0	0	0.0	0	0	0	0	0.0	0	0
Went from Washington to L.A. Rams.													
2017	Rams	14	3	8	71	8.9	17	0	0	0	0.0	0	0
2017	TOTAL	14	3	8	71	8.9	17	0	0	0	0.0	0	0
2018	Raiders	16	2	7	67	9.6	23	1	0	0	0.0	0	0
2019	Raiders	16	4	13	108	8.3	25	1	1	27	27.0	27	0
2020	Raiders	16	0	1	14	14.0	14	0	0	0	0.0	0	0
2021	Raiders	4	1	2	13	6.5	9	0	0	0	0.0	0	0
NFL TOTALS		102	23	59	529	9.0	25	3	2	29	14.5	27	0

DEREK CARRIER'S NFL REGULAR SEASON RETURN STATISTICS

KICKOFF RETURNS							PUNT RETURNS					
DATE	TEAM	RET.	YDS.	AVG.	LG	TD	NO.	FC	YDS.	AVG.	LG	TD
2013	49ers	0	0	0.0	0	0	0	0	0	0.0	0	0
2014	49ers	0	0	0.0	0	0	0	0	0	0.0	0	0
2015	Washington	0	0	0.0	0	0	0	0	0	0.0	0	0
2016	Washington	0	0	0.0	0	0	0	0	0	0.0	0	0
2017	Washington	0	0	0.0	0	0	0	0	0	0.0	0	0
Went from Washington to L.A. Rams.												
2017	Rams	3	41	13.7	14	0	0	0	0	0.0	0	0
2017	TOTAL	3	41	13.7	14	0	0	0	0	0.0	0	0
2018	Raiders	0	0	0.0	0	0	0	0	0	0.0	0	0
2019	Raiders	0	0	0.0	0	0	0	0	0	0.0	0	0
2020	Raiders	0	0	0.0	0	0	0	0	0	0.0	0	0
2021	Raiders	0	0	0.0	0	0	0	0	0	0.0	0	0
NFL TOTALS		3	41	13.7	14	0	0	0	0	0.0	0	0

DEREK CARRIER'S 2021 GXG REGULAR-SEASON STATISTICS (RAIDERS)

DATE	OPPONENT	P/S	RECEIVING					RUSHING					W/L	SCORE
			NO.	YDS.	AVG.	LG	TD	NO.	YDS.	AVG.	LG	TD		
09/13	Ravens	P	0	0	0.0	0	0	0	0	0.0	0	0	W	33-27+
09/19	at Steelers	S	2	13	6.5	9	0	0	0	0.0	0	0	W	26-17
09/26	Dolphins	P	0	0	0.0	0	0	0	0	0.0	0	0	W	31-28+
10/04	at Chargers	P	0	0	0.0	0	0	0	0	0.0	0	0	L	14-28
2021 TOTALS		4-1	2	13	6.5	9	0	0	0	0.0	0	0	3-1	

+ - Overtime



AJ COLE

6

POSITION: P
HT/WT: 6-4/220
ACQUIRED: FA-'19
BORN: 11/27/95
RAIDERS SEASON: 3
NFL SEASON: 3
COLLEGE: N.C. State
HOMETOWN: College Park, Ga.

2021: (9/13) vs. Bal.: Averaged 52.7 yards, placing two punts inside the 20-yard line...**(9/19) at Pit.:** Averaged 47.5 yards, placing two punts inside the 20-yard line...**(9/26) vs. Mia.:** Averaged 54.0 yards, placing two punts inside the 20-yard line...**(10/4) at LAC:** Averaged 51.2 yards and placed one punt inside the 20-yard line.

AJ COLE'S NFL REGULAR SEASON PUNTING STATISTICS

DATE	TEAM	GP	NO.	YDS.	AVG.	OPP. RET.	YDS.	NET YDS.	AVG.	TB	IN20	LG	BK
2019	Raiders	16	67	3,081	46.0	30	318	2,643	39.4	6	33	74	0
2020	Raiders	16	44	1,939	44.1	14	133	1,766	40.1	2	20	63	0
2021	Raiders	4	19	978	51.5	11	135	823	43.3	1	7	67	0
NFL TOTALS		36	130	5,998	46.1	55	586	5,232	40.2	9	60	74	0

AJ COLE'S 2021 GXG REGULAR-SEASON STATISTICS (RAIDERS)

DATE	OPPONENT		NO.	YDS.	AVG.	OPP. RET.	YDS.	NET YDS.	AVG	TB	IN20	LG	BK	W/L	SCORE
09/13	Ravens	P	6	316	52.7	4	67	249	41.5	0	2	67	0	W	33-27+
09/19	at Steelers	P	4	190	47.5	2	21	149	37.3	1	2	55	0	W	26-17
09/26	Dolphins	P	4	216	54.0	3	27	189	47.3	0	2	67	0	W	31-28+
10/04	at Chargers	P	5	256	51.2	2	20	236	47.2	0	1	56	0	L	14-28
2021 TOTALS		4	19	978	51.5	11	135	823	43.3	1	7	67	0	3-1	

+ - Overtime

AJ COLE'S 2021 GXG REGULAR-SEASON STATISTICS (RAIDERS)

DATE	OPPONENT		NO.	YDS.	AVG.	OPP. RET.	YDS.	NET YDS.	AVG	TB	IN20	LG	BK	W/L	SCORE
09/13	Ravens	P	6	316	52.7	4	67	249	41.5	0	2	67	0	W	33-27+
09/19	at Steelers	P	4	190	47.5	2	21	149	37.3	1	2	55	0	W	26-17
09/26	Dolphins	P	4	216	54.0	3	27	189	47.3	0	2	67	0	W	31-28+
10/04	at Chargers	P	5	256	51.2	2	20	236	47.2	0	1	56	0	L	14-28
2021 TOTALS		4	19	978	51.5	11	135	823	43.3	1	7	67	0	3-1	

+ - Overtime



MAXX CROSBY

98

POSITION: DE
HT/WT: 6-5/255
ACQUIRED: D4A-'19
BORN: 08/22/97

RAIDERS SEASON: 3
NFL SEASON: 3
COLLEGE: Eastern Michigan
HOMETOWN: Colleyville, Texas

2021: (9/13) vs. Bal.: Finished with six tackles (four solo) and two sacks...Became just the third Raiders player since 2000 to record at least two sacks in a season opener, joining Benson Mayowa (2019) and Richard Seymour (2009, 2011)...Has recorded 19.0 sacks in just 33 career games, tied for second fewest games to reach the mark (Khalil Mack -33 games, Bill Pickel – 33 games) and trailing only Anthony Smith (23.5 sacks in 31 games)...Marks the fourth multi-sack game of his career...(9/19) at Pit.: Started and recorded two tackles (two), including one tackle for loss...(9/26) vs. Mia.: Started and finished with one tackle in the overtime win...(10/4) at LAC: Recorded on tackle and one pass defended.

MAXX CROSBY'S NFL REGULAR SEASON DEFENSIVE STATISTICS

				TACKLES								INTERCEPTIONS						O. FUMB				ST					MISC	
DATE	TEAM	GP	GS	TK	S	A	TFL	YDS	SK	YDS	QBH	NO	YDS	LG	TD	PD	FF	FR	TD	YDS	TK	S	A	FF	FR	S	A	
2019	Raiders	16	10	46	35	11	16	77	10.0	69.5	14	0	0	0	0	4	4	0	0	0	1	1	0	0	0	0	0	0
2020	Raiders	16	16	39	20	19	14	52	7.0	38.0	13	0	0	0	0	1	0	1	0	0	0	0	0	0	0	0	0	0
2021	Raiders	4	4	10	6	4	3	12	2.0	12.0	13	0	0	0	0	1	0	0	0	0	0	0	0	0	0	0	0	0
NFL TOTALS		36	30	95	61	34	33	141	19.0	119.5	40	0	0	0	0	6	4	1	0	0	1	1	0	0	0	0	0	0

MAXX CROSBY'S 2021 GXG REGULAR-SEASON STATISTICS (RAIDERS)

			TACKLES								INTERCEPTIONS					O. FUMB				ST					MISC		W/L	SCORE	
DATE	OPPONENT	P/S	TK	S	A	SK	YDS	TFL	YDS	QBH	NO	YDS	LG	TD	PD	FF	FR	TD	YDS	TK	S	A	FF	FR	S	A			
09/13	Ravens	S	6	4	2	2.0	12.0	2	12	5	0	0	0	0	0	0	0	0	0	0	0	0	0	0	0	0	W	33-27+	
09/19	at Steelers	S	2	2	0	0.0	0.0	1	0	5	0	0	0	0	0	0	0	0	0	0	0	0	0	0	0	0	W	26-17	
09/26	Dolphins	S	1	0	1	0.0	0.0	0	0	2	0	0	0	0	0	0	0	0	0	0	0	0	0	0	0	0	W	31-28+	
10/04	at Chargers	S	1	0	1	0.0	0.0	0	0	1	0	0	0	0	1	0	0	0	0	0	0	0	0	0	0	0	L	14-28	
2021 TOTALS			4-4	10	6	4	2.0	12.0	3	12	13	0	0	0	0	1	0	0	0	0	0	0	0	0	0	0	0	3-1	

+ - Overtime



DIVINE DEABLO

5

POSITION: LB
HT/WT: 6-3/226
ACQUIRED: D3B - '21
BORN: 08/17/98

RAIDERS SEASON: R
NFL SEASON: R
COLLEGE: Virginia Tech
HOMETOWN: Winston-Salem, N.C.

2021: (9/13) vs. Bal.: Made his NFL debut, appearing exclusively on special teams...(9/19) **at Pit.:** Appeared exclusively on special teams in the win...(9/26) **vs. Mia.:** Saw action in a reserve role on defense, recording one tackle...Also appeared on special teams...(10/4) **at LAC:** Appeared exclusively on special teams.

DIVINE DEABLO'S NFL REGULAR SEASON DEFENSIVE STATISTICS

				TACKLES								INTERCEPTIONS						O. FUMB				ST					MISC	
DATE	TEAM	GP	GS	TK	S	A	TFL	YDS	SK	YDS	QBH	NO	YDS	LG	TD	PD	FF	FR	TD	YDS	TK	S	A	FF	FR	S	A	
2021	Raiders	4	0	1	1	0	0	0	0.0	0.0	0	0	0	0	0	0	0	0	0	0	1	0	1	0	0	0	0	
NFL TOTALS		4	0	1	1	0	0	0	0.0	0.0	0	0	0	0	0	0	0	0	0	0	1	0	1	0	0	0	0	

DIVINE DEABLO'S 2021 GXG REGULAR-SEASON STATISTICS (RAIDERS)

			TACKLES								INTERCEPTIONS					O. FUMB				ST					MISC		W/L	SCORE	
DATE	OPPONENT	P/S	TK	S	A	SK	YDS	TFL	YDS	QBH	NO	YDS	LG	TD	PD	FF	FR	TD	YDS	TK	S	A	FF	FR	S	A			
09/13	Ravens	P	0	0	0	0.0	0.0	0	0	0	0	0	0	0	0	0	0	0	0	0	0	0	0	0	0	0	W	33-27+	
09/19	at Steelers	P	0	0	0	0.0	0.0	0	0	0	0	0	0	0	0	0	0	0	0	0	0	0	0	0	0	0	W	26-17	
09/26	Dolphins	P	1	1	0	0.0	0.0	0	0	0	0	0	0	0	0	0	0	0	0	0	0	0	0	0	0	0	W	31-28+	
10/04	at Chargers	P	0	0	0	0.0	0.0	0	0	0	0	0	0	0	0	0	0	0	0	0	1	0	1	0	0	0	L	14-28	
2021 TOTALS			4-0	1	1	0	0.0	0.0	0	0	0	0	0	0	0	0	0	0	0	0	1	0	1	0	0	0	0	3-1	

+ - Overtime



KENYAN DRAKE

23

POSITION: RB
HT/WT: 6-1/211
ACQUIRED: UFA-'21 (ARI.)
BORN: 01/26/94
RAIDERS SEASON: 1
NFL SEASON: 6
COLLEGE: Alabama
HOMETOWN: Powder Springs, Ga.

2021: (9/13) vs. Bal.: Recorded five receptions for 59 yards (11.8 avg.) with a 21-yard long and added six carries for 11 yards...**(9/19) at Pit.:** Started in the win and totaled five receptions for 46 yards with seven carries for nine yards...**(9/26) vs. Mia.:** Started and recorded eight carries for 24 yards, while adding three receptions for 33 yards in the win...**(10/4) at LAC:** Recorded one carry for two yards.

KENYAN DRAKE'S NFL REGULAR SEASON RUSHING/RECEIVING STATISTICS

DATE	TEAM	GP	GS	RUSHING					RECEIVING				
				NO.	YDS.	AVG.	LG	TD	NO.	YDS.	AVG.	LG	TD
2016	Dolphins	16	1	33	179	5.4	45t	2	9	46	5.1	9	0
2017	Dolphins	16	6	133	644	4.8	66t	3	32	239	7.5	47	1
2018	Dolphins	16	7	120	535	4.5	54t	4	53	477	9.0	52t	5
2019	Dolphins	6	2	47	174	3.7	11	0	22	174	7.9	26	0
Went from Miami to Arizona.													
2019	Cardinals	8	8	123	643	5.2	80t	8	28	171	6.1	21	0
2019	TOTAL	14	10	170	817	4.8	80t	8	50	345	6.9	26	0
2020	Cardinals	15	13	239	955	4.0	69t	10	25	137	5.5	18	0
2021	Raiders	4	2	22	46	2.1	6	0	13	138	10.6	21	0
NFL TOTALS		81	39	717	3,176	4.4	80T	27	182	1,382	7.6	52T	6

KENYAN DRAKE'S NFL REGULAR SEASON RETURN STATISTICS

KICKOFF RETURNS							PUNT RETURNS					
DATE	TEAM	RET.	YDS.	AVG.	LG	TD	NO.	FC	YDS.	AVG.	LG	TD
2016	Dolphins	13	397	30.5	96t	1	0	0	0	0.0	0	0
2017	Dolphins	7	147	21.0	34	0	0	0	0	0.0	0	0
2018	Dolphins	10	213	21.3	26	0	0	0	0	0.0	0	0
2019	Dolphins	1	15	15.0	15	0	0	0	0	0.0	0	0
Went from Miami to Arizona.												
2019	Cardinals	0	0	0.0	0	0	0	0	0	0.0	0	0
2019	TOTAL	1	15	15.0	15	0	0	0	0	0.0	0	0
2020	Cardinals	0	0	0.0	0	0	0	0	0	0.0	0	0
2021	Raiders	3	68	22.7	31	0	0	0	0	0.0	0	0
NFL TOTALS		34	840	24.7	96T	1	0	0	0	0.0	0	0

100-YARD RUSHING GAMES (7): REGULAR SEASON

DATE	TEAM	ATT.	YDS.	AVG.	LG	TD
12/03/17	BRONCOS	23	120	5.2	42t	1
12/11/17	PATRIOTS	25	114	4.6	31	0
10/31/19	49ERS	15	110	7.3	36	1
12/15/19	BROWNS	22	137	6.2	21	4
12/22/19	at Seahawks	24	166	6.9	80t	2
10/19/20	at Cowboys	20	164	8.2	69t	2
11/15/20	BILLS	16	100	6.3	20	0

KENYAN DRAKE'S 2021 GXG REGULAR-SEASON STATISTICS (RAIDERS)

DATE	OPPONENT	P/S	RUSHING					RECEIVING					W/L	SCORE
			NO.	YDS.	AVG.	LG	TD	NO.	YDS.	AVG.	LG	TD		
09/13	Ravens	P	6	11	1.8	6	0	5	59	11.8	21	0	W	33-27+
09/19	at Steelers	S	7	9	1.3	5	0	5	46	9.2	13	0	W	26-17
09/26	Dolphins	S	8	24	3.0	6	0	3	33	11.0	16	0	W	31-28+
10/04	at Chargers	P	1	2	2.0	2	0	0	0	0.0	0	0	L	14-28
2021 TOTALS		4-2	22	46	2.1	6	0	13	138	10.6	21	0	3-1	

+ - Overtime



BRYAN EDWARDS

89

POSITION: WR
HT/WT: 6-3/215
ACQUIRED: D3B-'20
BORN: 11/13/98
RAIDERS SEASON: 2
NFL SEASON: 2
COLLEGE: South Carolina
HOMETOWN: Conway, S.C.

2021: (9/13) vs. Bal.: Recorded four receptions for 81 yards with a 32-yard long in the win...**(9/19) at Pit.:** Finished with three receptions for 40 yards with an 18-yard long...**(9/26) vs. Mia.:** Started and recorded three receptions for a career-high 89 yards with a 34-yard long...**(10/4) at LAC:** Recorded one reception for four yards.

BRYAN EDWARDS' NFL REGULAR SEASON RUSHING/RECEIVING STATISTICS

DATE	TEAM	GP	GS	RECEIVING					RUSHING				
				NO.	YDS.	AVG.	LG	TD	NO.	YDS.	AVG.	LG	TD
2020	Raiders	12	3	11	193	17.5	34	1	0	0	0.0	0	0
2021	Raiders	4	3	11	214	19.5	34	0	0	0	0.0	0	0
NFL TOTALS		16	6	22	407	18.5	34	1	0	0	0.0	0	0


BRYAN EDWARDS' NFL REGULAR SEASON RETURN STATISTICS

KICKOFF RETURNS							PUNT RETURNS					
DATE	TEAM	RET.	YDS.	AVG.	LG	TD	NO.	FC	YDS.	AVG.	LG	TD
2020	Raiders	0	0	0.0	0	0	0	0	0	0.0	0	0
2021	Raiders	0	0	0.0	0	0	0	0	0	0.0	0	0
NFL TOTALS		0	0	0.0	0	0	0	0	0	0.0	0	0

BRYAN EDWARDS' 2021 GXG REGULAR-SEASON STATISTICS (RAIDERS)

DATE	OPPONENT	P/S	RECEIVING					RUSHING					W/L	SCORE
			NO.	YDS.	AVG.	LG	TD	NO.	YDS.	AVG.	LG	TD		
09/13	Ravens	S	4	81	20.3	32	0	0	0	0.0	0	0	W	33-27+
09/19	at Steelers	P	3	40	13.3	18	0	0	0	0.0	0	0	W	26-17
09/26	Dolphins	S	3	89	29.7	34	0	0	0	0.0	0	0	W	31-28+
10/04	at Chargers	S	1	4	4.0	4	0	0	0	0.0	0	0	L	14-28
2021 TOTALS		4-3	11	214	19.5	34	0	0	0	0.0	0	0	3-1	

+ - Overtime



JERMAINE ELUEMUNOR

72

POSITION: OL
HT/WT: 6-4/335
ACQUIRED: FA-'21
BORN: 12/13/94

RAIDERS SEASON: 1
NFL SEASON: 5
COLLEGE: Texas A&M
HOMETOWN: Rockaway, N.J.

2021: (9/13) vs. Bal.: Filled in at right guard due to injuries on the line...Helped allow QB Derek Carr to record 435 passing yards, marking the third-most of his career...**(9/19) at Pit.:** Started at right guard in the win, helping Carr complete 28-of-37 passes for 382 yards with two TDs for a passer rating of 126.2...**(9/26) vs. Mia.:** Started at right guard in the win...Helped pave the way for a season-high 497 yards of total offense, including 140 rushing yards...Allowed Carr to complete 26-of-43 passing for 386 yards, marking his third consecutive game with at least 325 passing yards...**(10/4) at LAC:** Started at right guard in the contest, while also seeing action on special teams.

JERMAINE ELUEMUNOR'S NFL REGULAR SEASON STATISTICS

DATE	TEAM	GP	GS
2017	Ravens	8	2
2018	Ravens	9	1
2019	Ravens	0	0
2019	Patriots	10	0
2019	TOTAL	10	0
2020	Patriots	12	8
2021	Dolphins	1	1
NFL TOTALS		40	12

Went from **Baltimore** to **New England**.

JERMAINE ELUEMUNOR'S 2021 GXG REGULAR-SEASON STATISTICS (DOLPHINS)

DATE	OPPONENT	P/S		W/L	SCORE
09/12	at Patriots		DID NOT PLAY	W	17-16
09/19	Bills		DID NOT PLAY	L	0-35
09/26	at Raiders	S		L	28-31+
10/03	Colts		DID NOT PLAY	L	17-27
2021 TOTALS		1-1		1-3	

+ - Overtime



CLELIN FERRELL

99

POSITION: DE
HT/WT: 6-4/265
ACQUIRED: D1A-'19
BORN: 05/17/97
RAIDERS SEASON: 3
NFL SEASON: 3
COLLEGE: Clemson
HOMETOWN: Richmond, Va.

2021: (9/13) vs. Bal.: Inactive...(9/19) at Pit.: Appeared in a reserve role on defense...(9/26) vs. Mia.: Recorded one tackle in a reserve role on defense...(10/4) at LAC: Recorded one tackle on defense.

CLELIN FERRELL'S NFL REGULAR SEASON DEFENSIVE STATISTICS

				TACKLES								INTERCEPTIONS						O. FUMB				ST						MISC	
DATE	TEAM	GP	GS	TK	S	A	TFL	YDS	SK	YDS	QBH	NO	YDS	LG	TD	PD	FF	FR	TD	YDS	TK	S	A	FF	FR	S	A		
2019	Raiders	15	15	38	24	14	8	39	4.5	35.0	8	0	0	0	0	5	0	1	0	0	0	0	0	0	0	0	0		
2020	Raiders	11	11	27	18	9	3	4	2.0	7.0	10	0	0	0	0	3	2	0	0	0	0	0	0	0	0	0	0		
2021	Raiders	3	0	2	1	1	0	0	0.0	0.0	0	0	0	0	0	0	0	0	0	0	0	0	0	0	0	0	0		
NFL TOTALS		29	26	67	43	24	11	43	6.5	42.0	18	0	0	0	0	8	2	1	0	0	0	0	0	0	0	0	0		

CLELIN FERRELL'S 2021 GXG REGULAR-SEASON STATISTICS (RAIDERS)

DATE	OPPONENT	P/S	TACKLES							INTERCEPTIONS						O. FUMB				ST				MISC		W/L	SCORE
			TK	S	A	SK	YDS	TFL	YDS	QBH	NO	YDS	LG	TD	PD	FF	FR	TD	YDS	TK	S	A	FF	FR	S	A	
09/13	Ravens										ON INACTIVE LIST															W	33-27+
09/19	at Steelers	P	0	0	0	0.0	0.0	0	0	0	0	0	0	0	0	0	0	0	0	0	0	0	0	0	0	W	26-17
09/26	Dolphins	P	1	0	1	0.0	0.0	0	0	0	0	0	0	0	0	0	0	0	0	0	0	0	0	0	0	W	31-28+
10/04	at Chargers	P	1	1	0	0.0	0.0	0	0	0	0	0	0	0	0	0	0	0	0	0	0	0	0	0	0	L	14-28
2021 TOTALS		3-0	2	1	1	0.0	0.0	0	0	0	0	0	0	0	0	0	0	0	0	0	0	0	0	0	0	3-1	

+ - Overtime



TYREE GILLESPIE

37

POSITION: S

HT/WT: 6-0/207

ACQUIRED: D4 - '21

BORN: 05/09/97

RAIDERS SEASON: R

NFL SEASON: R

COLLEGE: Missouri

HOMETOWN: Ocala, Fla.

2021: (9/13) vs. Bal.: Made his NFL debut, appearing exclusively on special teams...(9/19) **at Pit.:** Saw action in a reserve role on defense...Also appeared on special teams, assisting on one stop with the unit...(9/26) **vs. Mia.:** Appeared on both defense and special teams...(10/4) **at LAC:** Saw action exclusively on special teams, recording one stop with the unit.

TYREE GILLESPIE'S NFL REGULAR SEASON DEFENSIVE STATISTICS

		TACKLES										INTERCEPTIONS						O. FUMB				ST					MISC	
DATE	TEAM	GP	GS	TK	S	A	TFL	YDS	SK	YDS	QBH	NO	YDS	LG	TD	PD	FF	FR	TD	YDS	TK	S	A	FF	FR	S	A	
2021	Raiders	4	0	2	0	2	0	0	0.0	0.0	0	0	0	0	0	0	0	0	0	0	0	3	1	2	0	0	0	0
NFL TOTALS		4	0	2	0	2	0	0	0.0	0.0	0	0	0	0	0	0	0	0	0	0	0	3	1	2	0	0	0	0

TYREE GILLESPIE'S 2021 GXG REGULAR-SEASON STATISTICS (RAIDERS)

			TACKLES								INTERCEPTIONS					O. FUMB				ST					MISC		W/L	SCORE		
DATE	OPPONENT	P/S	TK	S	A	SK	YDS	TFL	YDS	QBH	NO	YDS	LG	TD	PD	FF	FR	TD	YDS	TK	S	A	FF	FR	S	A				
09/13	Ravens	P	0	0	0	0.0	0.0	0	0	0	0	0	0	0	0	0	0	0	0	0	0	0	0	0	0	0	W	33-27+		
09/19	at Steelers	P	0	0	0	0.0	0.0	0	0	0	0	0	0	0	0	0	0	0	0	0	1	0	1	0	0	0	0	W	26-17	
09/26	Dolphins	P	2	0	2	0.0	0.0	0	0	0	0	0	0	0	0	0	0	0	0	0	1	0	1	0	0	0	0	W	31-28+	
10/04	at Chargers	P	0	0	0	0.0	0.0	0	0	0	0	0	0	0	0	0	0	0	0	0	1	1	0	0	0	0	0	L	14-28	
2021 TOTALS			4-0	2	0	2	0.0	0.0	0	0	0	0	0	0	0	0	0	0	0	0	3	1	2	0	0	0	0	3-1		

+ - Overtime



JOHNATHAN HANKINS

90

POSITION: DT
HT/WT: 6-3/340
ACQUIRED: FA-'18
BORN: 03/30/92
RAIDERS SEASON: 4
NFL SEASON: 9
COLLEGE: Ohio State
HOMETOWN: Dearborn Heights, Mich.

2021: (9/13) vs. Bal.: Finished with two tackles on defense...(9/19) at Pit.: Started in the contest, seeing action on both defense and special teams...(9/26) vs. Mia.: Started in the win, recording five tackles (two solo)...(10/4) at LAC: Started and recorded four tackles in the contest.

JOHNATHAN HANKINS' NFL REGULAR SEASON DEFENSIVE STATISTICS

				TACKLES								INTERCEPTIONS						O. FUMB				ST						MISC	
DATE	TEAM	GP	GS	TK	S	A	TFL	YDS	SK	YDS	QBH	NO	YDS	LG	TD	PD	FF	FR	TD	YDS	TK	S	A	FF	FR	S	A		
2013	Giants	11	0	16	9	7	2	2	0.0	0.0	2	0	0	0	0	0	0	0	0	0	0	0	0	0	0	0	0		
2014	Giants	16	16	51	30	21	8	37	7.0	53.0	13	0	0	0	0	3	1	0	0	0	0	0	0	0	0	0	0		
2015	Giants	9	9	30	21	9	1	0	0.0	0.0	2	0	0	0	0	1	1	0	0	0	0	0	0	0	0	0	0		
2016	Giants	16	16	43	29	14	8	6	3.0	16.5	10	0	0	0	0	0	1	0	0	0	0	0	0	0	0	0	0		
2017	Colts	15	15	44	24	20	4	7	2.0	3.0	5	0	0	0	0	3	0	0	0	0	0	0	0	0	0	0	0		
2018	Raiders	15	14	36	21	15	4	9	0.0	0.0	2	0	0	0	0	0	0	2	0	0	0	0	0	0	0	0	0		
2019	Raiders	16	16	50	28	22	7	13	1.5	7.5	6	0	0	0	0	1	0	0	0	0	0	0	0	0	0	0	0		
2020	Raiders	16	16	48	27	21	1	9	1.0	9.0	4	0	0	0	0	0	0	1	0	0	0	0	0	0	0	0	0		
2021	Raiders	4	4	11	3	8	0	0	0.0	0.0	2	0	0	0	0	0	0	0	0	0	0	0	0	0	0	0	0		
NFL TOTALS		118	106	329	192	137	35	83	14.5	89.0	46	0	0	0	0	8	3	3	0	0	0	0	0	0	0	0	0		

JOHNATHAN HANKINS' 2021 GXG REGULAR-SEASON STATISTICS (RAIDERS)

DATE	OPPONENT	P/S	TACKLES							INTERCEPTIONS					O. FUMB				ST					MISC		W/L	SCORE
			TK	S	A	SK	YDS	TFL	YDS	QBH	NO	YDS	LG	TD	PD	FF	FR	TD	YDS	TK	S	A	FF	FR	S	A	
09/13	Ravens	S	2	0	2	0.0	0.0	0	0	1	0	0	0	0	0	0	0	0	0	0	0	0	0	0	0	W	33-27+
09/19	at Steelers	S	0	0	0	0.0	0.0	0	0	0	0	0	0	0	0	0	0	0	0	0	0	0	0	0	0	W	26-17
09/26	Dolphins	S	5	2	3	0.0	0.0	0	0	1	0	0	0	0	0	0	0	0	0	0	0	0	0	0	0	W	31-28+
10/04	at Chargers	S	4	1	3	0.0	0.0	0	0	0	0	0	0	0	0	0	0	0	0	0	0	0	0	0	0	L	14-28
2021 TOTALS		4-4	11	3	8	0.0	0.0	0	0	2	0	0	0	0	0	0	0	0	0	0	0	0	0	0	0	3-1	

+ - Overtime



CASEY HAYWARD JR.

29

POSITION: CB
HT/WT: 5-11/192
ACQUIRED: UFA -'21 (LAC)
BORN: 09/09/89
RAIDERS SEASON: 1
NFL SEASON: 10
COLLEGE: Vanderbilt
HOMETOWN: Perry, Ga.

2021: (9/13) vs. Bal.: Made his Raiders debut at cornerback, recording two tackles (two solo) in the win...**(9/19) at Pit.:** Started and saw extensive action on defense, recording two tackles (one) and tying the team lead with two passes defended...**(9/26) vs. Mia.:** Started in the win, recording four tackles...**(10/4) at LAC:** Started and recorded two tackles.

CASEY HAYWARD JR.'S NFL REGULAR SEASON DEFENSIVE STATISTICS

DATE	TEAM	GP	GS	TACKLES								INTERCEPTIONS					O. FUMB				ST					MISC	
				TK	S	A	TFL	YDS	SK	YDS	QBH	NO	YDS	LG	TD	PD	FF	FR	TD	YDS	TK	S	A	FF	FR	S	A
2012	Packers	16	7	48	35	13	1	0	0.0	0.0	1	6	81	24	0	20	1	0	0	0	5	5	0	0	0	0	0
2013	Packers	3	1	8	5	3	0	0	0.0	0.0	0	0	0	0	0	0	0	0	0	0	0	0	0	0	0	0	0
2014	Packers	16	1	36	28	8	2	4	0.0	0.0	1	3	113	82t	1	7	0	2	1	49	6	5	1	0	0	0	0
2015	Packers	16	11	63	55	8	3	5	0.0	0.0	1	0	0	0	0	7	0	0	0	0	2	1	1	0	0	0	0
2016	Chargers	16	14	57	50	7	1	2	0.0	0.0	0	7	102	31	1	20	0	0	0	0	1	1	0	0	0	0	0
2017	Chargers	16	16	40	33	7	2	4	0.0	0.0	0	4	7	7	0	22	1	2	0	11	0	0	0	0	0	0	0
2018	Chargers	16	16	46	41	5	1	2	0.0	0.0	0	0	0	0	0	8	0	0	0	0	0	0	0	0	0	0	0
2019	Chargers	16	16	32	28	4	0	0	0.0	0.0	0	2	37	37	0	8	0	0	0	0	0	0	0	0	0	0	0
2020	Chargers	14	13	41	36	5	0	0	0.0	0.0	0	1	9	9	0	8	0	0	0	0	0	0	0	0	0	0	0
2021	Raiders	4	4	10	9	1	2	2	0.0	0.0	0	0	0	0	0	2	0	0	0	0	0	0	0	0	0	0	0
NFL TOTALS		133	99	381	320	61	12	19	0.0	0.0	3	23	349	82T	2	102	2	4	1	60	14	12	2	0	0	0	0

CASEY HAYWARD JR.'S 2021 GXG REGULAR-SEASON STATISTICS (RAIDERS)

			TACKLES								INTERCEPTIONS					O. FUMB				ST				MISC					
DATE	OPPONENT	P/S	TK	S	A	SK	YDS	TFL	YDS	QBH	NO	YDS	LG	TD	PD	FF	FR	TD	YDS	TK	S	A	FF	FR	S	A	W/L	SCORE	
09/13	Ravens	S	2	2	0	0.0	0.0	0	0	0	0	0	0	0	0	0	0	0	0	0	0	0	0	0	0	0	W	33-27+	
09/19	at Steelers	S	2	1	1	0.0	0.0	0	0	0	0	0	0	0	2	0	0	0	0	0	0	0	0	0	0	0	W	26-17	
09/26	Dolphins	S	4	4	0	0.0	0.0	1	1	0	0	0	0	0	0	0	0	0	0	0	0	0	0	0	0	0	W	31-28+	
10/04	at Chargers	S	2	2	0	0.0	0.0	1	1	0	0	0	0	0	0	0	0	0	0	0	0	0	0	0	0	0	L	14-28	
2021 TOTALS		4-4	10	9	1	0.0	0.0	2	2	0	0	0	0	0	2	0	0	0	0	0	0	0	0	0	0	0	0	3-1	

+ - Overtime



NATE HOBBS

39

POSITION: CB
HT/WT: 6-1/196
ACQUIRED: D5 - '21
BORN: 06/24/99
RAIDERS SEASON: R
NFL SEASON: R
COLLEGE: Illinois
HOMETOWN: Louisville, Ky.

2021: (9/13) vs. Bal.: Made his NFL debut, recording two tackles in the win...**(9/19) at Pit.:** Tied for third on the team with six tackles (four solo)...**(9/26) vs. Mia.:** Started in the win, recording three tackles...**(10/4) at LAC:** Recorded four tackles (two) in the contest.


NATE HOBBS' NFL REGULAR SEASON DEFENSIVE STATISTICS

DATE	TEAM	GP	GS	TACKLES								INTERCEPTIONS						O. FUMB				ST				MISC	
				TK	S	A	TFL	YDS	SK	YDS	QBH	NO	YDS	LG	TD	PD	FF	FR	TD	YDS	TK	S	A	FF	FR	S	A
2021	Raiders	4	4	15	11	4	0	0	0.0	0.0	0	0	0	0	0	0	0	0	0	0	0	0	0	0	0	0	0
NFL TOTALS		4	4	15	11	4	0	0	0.0	0.0	0	0	0	0	0	0	0	0	0	0	0	0	0	0	0	0	0

NATE HOBBS' 2021 GXG REGULAR-SEASON STATISTICS (RAIDERS)

			TACKLES								INTERCEPTIONS						O. FUMB				ST					MISC			
DATE	OPPONENT	P/S	TK	S	A	SK	YDS	TFL	YDS	QBH	NO	YDS	LG	TD	PD	FF	FR	TD	YDS	TK	S	A	FF	FR	S	A	W/L	SCORE	
09/13	Ravens	S	2	2	0	0.0	0.0	0	0	0	0	0	0	0	0	0	0	0	0	0	0	0	0	0	0	0	W	33-27+	
09/19	at Steelers	S	6	4	2	0.0	0.0	0	0	0	0	0	0	0	0	0	0	0	0	0	0	0	0	0	0	0	W	26-17	
09/26	Dolphins	S	3	3	0	0.0	0.0	0	0	0	0	0	0	0	0	0	0	0	0	0	0	0	0	0	0	0	W	31-28+	
10/04	at Chargers	S	4	2	2	0.0	0.0	0	0	0	0	0	0	0	0	0	0	0	0	0	0	0	0	0	0	0	L	14-28	
2021 TOTALS		4-4	15	11	4	0.0	0.0	0	0	0	0	0	0	0	0	0	0	0	0	0	0	0	0	0	0	0	3-1		

+ - Overtime



ALEC INGOLD

45

POSITION: FB
HT/WT: 6-1/240
ACQUIRED: FA-'19
BORN: 09/07/96

RAIDERS SEASON: 3
NFL SEASON: 3
COLLEGE: Wisconsin
HOMETOWN: Green Bay, Wis.

2021: (9/13) vs. Bal.: Started in the season opener, recording four receptions for 22 yards...**(9/19) at Pit.:** Appeared on both offense and special teams in the win...**(9/26) vs. Mia.:** Recorded his first TD of the season on a 1-yard reception...**(10/4) at LAC:** Saw action on both offense and special teams.

ALEC INGOLD'S NFL REGULAR SEASON RUSHING/RECEIVING STATISTICS

DATE	TEAM	GP	GS	RUSHING					RECEIVING				
				NO.	YDS.	AVG.	LG	TD	NO.	YDS.	AVG.	LG	TD
2019	Raiders	16	4	10	17	1.7	4	0	6	44	7.3	14	1
2020	Raiders	16	4	3	4	1.3	3	0	12	110	9.2	23	1
2021	Raiders	4	1	1	0	0.0	0	0	5	23	4.6	9	1
NFL TOTALS		36	9	14	21	1.5	4	0	23	177	7.7	23	3


ALEC INGOLD'S NFL REGULAR SEASON RETURN STATISTICS

KICKOFF RETURNS							PUNT RETURNS					
DATE	TEAM	RET.	YDS.	AVG.	LG	TD	NO.	FC	YDS.	AVG.	LG	TD
2019	Raiders	0	0	0.0	0	0	0	0	0	0.0	0	0
2020	Raiders	0	0	0.0	0	0	0	0	0	0.0	0	0
2021	Raiders	0	0	0.0	0	0	0	0	0	0.0	0	0
NFL TOTALS		0	0	0.0	0	0	0	0	0	0.0	0	0

ALEC INGOLD'S 2021 GXG REGULAR-SEASON STATISTICS (RAIDERS)

DATE	OPPONENT	P/S	RUSHING					RECEIVING					W/L	SCORE
			NO.	YDS.	AVG.	LG	TD	NO.	YDS.	AVG.	LG	TD		
09/13	Ravens	S	0	0	0.0	0	0	4	22	5.5	9	0	W	33-27+
09/19	at Steelers	P	0	0	0.0	0	0	0	0	0.0	0	0	W	26-17
09/26	Dolphins	P	1	0	0.0	0	0	1	1	1.0	1t	1	W	31-28+
10/04	at Chargers	P	0	0	0.0	0	0	0	0	0.0	0	0	L	14-28
2021 TOTALS		4-1	1	0	0.0	0	0	5	23	4.6	9	1	3-1	

+ - Overtime



JOSH JACOBS

28

POSITION: RB
HT/WT: 5-10/220
ACQUIRED: D1B-'19
BORN: 11/02/98
RAIDERS SEASON: 3
NFL SEASON: 3
COLLEGE: Alabama
HOMETOWN: Tulsa, Okla.

2021: (9/13) vs. Bal.: Finished the contest with 10 carries for 34 yards with two TDs, marking his eighth multi-TD rushing performance of his career...**(9/19) at Pit.:** Inactive...**(9/26) vs. Mia.:** Inactive...**(10/4) at LAC:** Returned to action and finished with 13 carries for 40 yards, while adding five receptions for 17 yards.

JOSH JACOBS' NFL REGULAR SEASON RUSHING/RECEIVING STATISTICS

DATE	TEAM	GP	GS	RUSHING					RECEIVING				
				NO.	YDS.	AVG.	LG	TD	NO.	YDS.	AVG.	LG	TD
2019	Raiders	13	13	242	1,150	4.8	51	7	20	166	8.3	28	0
2020	Raiders	15	15	273	1,065	3.9	28t	12	33	238	7.2	29	0
2021	Raiders	2	2	23	74	3.2	15t	2	6	23	3.8	9	0
NFL TOTALS		30	30	538	2,289	4.3	51	21	59	427	7.2	29	0

JOSH JACOBS' NFL REGULAR SEASON RETURN STATISTICS

KICKOFF RETURNS							PUNT RETURNS					
DATE	TEAM	RET.	YDS.	AVG.	LG	TD	NO.	FC	YDS.	AVG.	LG	TD
2019	Raiders	0	0	0.0	0	0	0	0	0	0.0	0	0
2020	Raiders	0	0	0.0	0	0	0	0	0	0.0	0	0
2021	Raiders	0	0	0.0	0	0	0	0	0	0.0	0	0
NFL TOTALS		0	0	0.0	0	0	0	0	0	0.0	0	0

100-YARD RUSHING GAMES (7): REGULAR SEASON

DATE	TEAM	ATT.	YDS.	AVG.	LG	TD
10/06/19	BEARS	26	123	4.7	21	2
10/20/19	at Packers	21	124	5.9	42	0
11/03/19	LIONS	28	120	4.3	17	2
11/17/19	BENGALS	23	112	4.9	21	0
12/01/19	at Chiefs	17	104	6.1	35	0
11/01/20	at Browns	31	129	4.2	16	0
11/15/20	BRONCOS	21	112	5.3	24	2

JOSH JACOBS' 2021 GXG REGULAR-SEASON STATISTICS (RAIDERS)

DATE	OPPONENT	P/S	RUSHING					RECEIVING					W/L	SCORE
			NO.	YDS.	AVG.	LG	TD	NO.	YDS.	AVG.	LG	TD		
09/13	Ravens	S	10	34	3.4	15t	2	1	6	6.0	6	0	W	33-27+
09/19	at Steelers												W	26-17
09/26	Dolphins												W	31-28+
10/04	at Chargers	S	13	40	3.1	10	0	5	17	3.4	9	0	L	14-28
2021 TOTALS			23	74	3.2	15T	2	6	23	3.8	9	0	3-1	

+ - Overtime



ANDRE JAMES

68

POSITION: C

HT/WT: 6-4/300

ACQUIRED: FA-'19

BORN: 02/05/97

RAIDERS SEASON: 3

NFL SEASON: 3

COLLEGE: UCLA

HOMETOWN: Herriman, Utah

2021: (9/13) vs. Bal.: Started at center in the season opener..Helped allow QB Derek Carr to record 435 passing yards, marking the third-most of his career...(9/19) **at Pit.:** Started at center in the win, helping Carr complete 28-of-37 passes for 382 yards with two TDs for a passer rating of 126.2...(9/26) **vs. Mia.:** Started at center in the win...Helped pave the way for a season-high 497 yards of total offense, including 140 rushing yards...Allowed Carr to complete 26-of-43 passing for 386 yards, marking his third consecutive game with at least 325 passing yards...(10/4) **at LAC:** Started at center in the contest, while also seeing action on special teams.

ANDRE JAMES' NFL REGULAR SEASON STATISTICS

DATE	TEAM	GP	GS
2019	Raiders	12	1
2020	Raiders	16	0
2021	Raiders	4	4
NFL TOTALS		32	5

ANDRE JAMES' 2021 GXG REGULAR-SEASON STATISTICS (RAIDERS)

DATE	OPPONENT	P/S	W/L	SCORE
09/13	Ravens	S	W	33-27+
09/19	at Steelers	S	W	26-17
09/26	Dolphins	S	W	31-28+
10/04	at Chargers	S	L	14-28
2021 TOTALS		4-4	3-1	

+ - Overtime



QUINTON JEFFERSON

77

POSITION: DT
HT/WT: 6-4/291
ACQUIRED: UFA-'21 (BUF.)
BORN: 03/31/93
RAIDERS SEASON: 1
NFL SEASON: 6
COLLEGE: Maryland
HOMETOWN: Pittsburgh, Pa.

2021: (9/13) vs. Bal.: Started in his Raiders debut, recording five tackles (four solo) and one forced fumble...**(9/19) at Pit.:** Started and recorded one tackle on defense...**(9/26) vs. Mia.:** Started and recorded four tackles, including one sack for a loss of five yards...**(10/4) at LAC:** Saw action on both defense and special teams.

QUINTON JEFFERSON'S NFL REGULAR SEASON DEFENSIVE STATISTICS

				TACKLES								INTERCEPTIONS							O. FUMB				ST					MISC	
DATE	TEAM	GP	GS	TK	S	A	TFL	YDS	SK	YDS	QBH	NO	YDS	LG	TD	PD	FF	FR	TD	YDS	TK	S	A	FF	FR	S	A		
2016	Seahawks	3	0	1	0	1	0	0	0.0	0.0	0	0	0	0	0	0	0	0	0	0	0	0	0	0	0	0	0		
2017	Rams	0	0	0	0	0	0	0	0.0	0.0	0	0	0	0	0	0	0	0	0	0	0	0	0	0	0	0	0		
Went from L.A. Rams to Seattle.																													
2017	Seahawks	6	0	7	6	1	1	8	1.0	8.0	4	0	0	0	0	0	0	0	0	0	0	0	0	0	0	0	0		
2017	TOTAL	6	0	7	6	1	1	8	1.0	8.0	4	0	0	0	0	0	0	0	0	0	0	0	0	0	0	0	0		
2018	Seahawks	16	12	25	15	10	5	24	3.0	24.0	15	0	0	0	0	2	0	1	0	0	0	0	0	0	0	0	0		
2019	Seahawks	14	10	26	14	12	4	23	3.5	24.0	10	0	0	0	0	3	0	1	0	20	0	0	0	0	0	0	0		
2020	Bills	16	3	23	14	9	3	17	3.0	24.0	6	0	0	0	0	1	1	1	0	0	0	0	0	0	0	0	0		
2021	Raiders	4	4	10	4	6	1	5	1.0	5.0	4	0	0	0	0	0	1	0	0	0	0	0	0	0	0	0	0		
NFL TOTALS		59	29	92	53	39	14	77	11.5	85.0	39	0	0	0	0	6	2	3	0	20	0	0	0	0	0	0	0		

QUINTON JEFFERSON'S 2021 GXG REGULAR-SEASON STATISTICS (RAIDERS)

DATE	OPPONENT	P/S	TACKLES							INTERCEPTIONS							O. FUMB				ST					MISC		SCORE
			TK	S	A	SK	YDS	TFL	YDS	QBH	NO	YDS	LG	TD	PD	FF	FR	TD	YDS	TK	S	A	FF	FR	S	A	W/L	
09/13	Ravens	S	5	1	4	0.0	0.0	0	0	0	0	0	0	0	0	1	0	0	0	0	0	0	0	0	0	0	W	33-27+
09/19	at Steelers	S	1	1	0	0.0	0.0	0	0	2	0	0	0	0	0	0	0	0	0	0	0	0	0	0	0	0	W	26-17
09/26	Dolphins	S	4	2	2	1.0	5.0	1	5	1	0	0	0	0	0	0	0	0	0	0	0	0	0	0	0	0	W	31-28+
10/04	at Chargers	S	0	0	0	0.0	0.0	0	0	1	0	0	0	0	0	0	0	0	0	0	0	0	0	0	0	0	L	14-28
2021 TOTALS		4-4	10	4	6	1.0	5.0	1	5	4	0	0	0	0	0	1	0	0	0	0	0	0	0	0	0	0	3-1	

+ - Overtime



ZAY JONES

7

POSITION: WR
HT/WT: 6-2/200
ACQUIRED: TR -'19 (BUF.)
BORN: 03/30/95
RAIDERS SEASON: 3
NFL SEASON: 5
COLLEGE: East Carolina
HOMETOWN: Austin, Texas

2021: (9/13) vs. Bal.: Recorded the game-winning TD in OT on a 31-yard pass from QB Derek Carr...Finished with two receptions for 46 yards...(9/19) at Pit.: Appeared on offense and special teams in the win...(9/26) vs. Mia.: Saw action on both offense and special teams, downing a punt at Miami's 1-yard line to set up a safety on the next play...(10/4) at LAC: Appeared on both offense and special teams.

ZAY JONES' NFL REGULAR SEASON RUSHING/RECEIVING STATISTICS

DATE	TEAM	GP	GS	RECEIVING					RUSHING				
				NO.	YDS.	AVG.	LG	TD	NO.	YDS.	AVG.	LG	TD
2017	Bills	15	10	27	316	11.7	33	2	0	0	0.0	0	0
2018	Bills	16	15	56	652	11.6	57	7	1	0	0.0	0	0
2019	Bills	5	2	7	69	9.9	23	0	0	0	0.0	0	0
Went from Buffalo to Oakland.													
2019	Raiders	10	7	20	147	7.4	16	0	1	3	3.0	3	0
2019	TOTAL	15	9	27	216	8.0	23	0	1	3	3.0	3	0
2020	Raiders	16	2	14	154	11.0	37	1	0	0	0.0	0	0
2021	Raiders	4	0	4	66	16.5	31t	1	0	0	0.0	0	0
NFL TOTALS		66	36	128	1,404	11.0	57	11	2	3	1.5	3	0

ZAY JONES' 2021 GXG REGULAR-SEASON STATISTICS (RAIDERS)

DATE	OPPONENT	P/S	RECEIVING					RUSHING					W/L	SCORE
			NO.	YDS.	AVG.	LG	TD	NO.	YDS.	AVG.	LG	TD		
09/13	Ravens	P	2	46	23.0	31t	1	0	0	0.0	0	0	W	33-27+
09/19	at Steelers	P	0	0	0.0	0	0	0	0	0.0	0	0	W	26-17
09/26	Dolphins	P	1	15	15.0	15	0	0	0	0.0	0	0	W	31-28+
10/04	at Chargers	P	1	5	5.0	5	0	0	0	0.0	0	0	L	14-28
2021 TOTALS		4-0	4	66	16.5	31T	1	0	0	0.0	0	0	3-1	

+ - Overtime



MALCOLM KOONCE

51

POSITION: DE
HT/WT: 6-2/249
ACQUIRED: D3A - '21
BORN: 06/06/98

RAIDERS SEASON: R
NFL SEASON: R
COLLEGE: Buffalo
HOMETOWN: Peekskill, N.Y.

2021: (9/13) vs. Bal.: Inactive...(9/19) at Pit.: Did not play...(9/26) vs. Mia.: Inactive...(10/4) at LAC: Inactive.

MALCOLM KOONCE'S NFL REGULAR SEASON DEFENSIVE STATISTICS

DATE	TEAM	GP	GS	TACKLES					QBH	INTERCEPTIONS					O. FUMB					ST					MISC	
				TK	S	A	TFL	YDS	SK	YDS	NO	YDS	LG	TD	PD	FF	FR	TD	YDS	TK	S	A	FF	FR	S	A
2021	Raiders	0	0	0	0	0	0	0	0.0	0.0	0	0	0	0	0	0	0	0	0	0	0	0	0	0	0	0
NFL TOTALS		0	0	0	0	0	0	0	0.0	0.0	0	0	0	0	0	0	0	0	0	0	0	0	0	0	0	0

MALCOLM KOONCE'S 2021 GXG REGULAR-SEASON STATISTICS (RAIDERS)

DATE	OPPONENT	P/S	TACKLES					QBH	INTERCEPTIONS					O. FUMB					ST					MISC		W/L	SCORE
			TK	S	A	SK	YDS	TFL	YDS	NO	YDS	LG	TD	PD	FF	FR	TD	YDS	TK	S	A	FF	FR	S	A		
09/13	Ravens									ON INACTIVE LIST																W	33-27+
09/19	at Steelers									DID NOT PLAY (NON-INJURY)																W	26-17
09/26	Dolphins									ON INACTIVE LIST																W	31-28+
10/04	at Chargers									ON INACTIVE LIST																L	14-28
2021 TOTALS			0	0	0	0.0	0.0	0	0	0	0	0	0	0	0	0	0	0	0	0	0	0	0	0	0	3-1	

+ - Overtime



NICK KWIATKOSKI

44

POSITION: LB

HT/WT: 6-2/242

ACQUIRED: UFA-'20 (CHI.)

BORN: 05/26/93

RAIDERS SEASON: 2

NFL SEASON: 6

COLLEGE: West Virginia

HOMETOWN: Bethel Park, Pa.

2021: (9/13) vs. Bal.: Recorded three tackles on defense, while adding two stops on special teams...(9/19) **at Pit.:** Inactive...(9/26) **vs. Mia.:** Returned to action in a reserve role on defense, recording one tackle...Also saw extensive action on special teams...(10/4) **at LAC:** Recorded two stops on defense, while also seeing action on special teams.

NICK KWIATKOSKI'S NFL REGULAR SEASON DEFENSIVE STATISTICS

DATE	TEAM	GP	GS	TACKLES								INTERCEPTIONS					O. FUMB				ST					MISC	
				TK	S	A	TFL	YDS	SK	YDS	QBH	NO	YDS	LG	TD	PD	FF	FR	TD	YDS	TK	S	A	FF	FR	S	A
2016	Bears	14	7	42	32	10	3	3	1.0	0.0	1	0	0	0	0	2	0	0	0	0	2	2	0	1	0	0	0
2017	Bears	11	6	45	34	11	2	19	2.0	16.0	3	0	0	0	0	2	1	0	0	0	4	3	1	0	0	0	0
2018	Bears	16	1	10	8	2	0	0	0.0	0.0	1	0	0	0	0	0	0	0	0	0	5	4	1	1	0	0	0
2019	Bears	16	8	68	50	18	8	41	3.0	24.0	3	1	4	4	0	4	1	0	0	0	8	6	2	0	0	0	0
2020	Raiders	12	12	81	53	28	3	11	1.0	6.0	2	1	9	9	0	4	1	0	0	0	0	0	0	0	0	0	0
2021	Raiders	3	0	6	5	1	1	1	0.0	0.0	0	0	0	0	0	0	0	0	0	0	3	0	3	0	0	0	0
NFL TOTALS		72	34	252	182	70	17	75	7.0	46.0	10	2	13	9	0	12	3	0	0	0	22	15	7	2	0	0	0

NICK KWIATKOSKI'S 2021 GXG REGULAR-SEASON STATISTICS (RAIDERS)

			TACKLES								INTERCEPTIONS					O. FUMB				ST					MISC		W/L	SCORE	
DATE	OPPONENT	P/S	TK	S	A	SK	YDS	TFL	YDS	QBH	NO	YDS	LG	TD	PD	FF	FR	TD	YDS	TK	S	A	FF	FR	S	A			
09/13	Ravens	P	3	3	0	0.0	0.0	1	1	0	0	0	0	0	0	0	0	0	0	2	0	2	0	0	0	0	W	33-27+	
09/19	at Steelers		ON INACTIVE LIST																							W	26-17		
09/26	Dolphins	P	1	1	0	0.0	0.0	0	0	0	0	0	0	0	0	0	0	0	0	1	0	1	0	0	0	0	W	31-28+	
10/04	at Chargers	P	2	1	1	0.0	0.0	0	0	0	0	0	0	0	0	0	0	0	0	0	0	0	0	0	0	0	L	14-28	
2021 TOTALS			3-0	6	5	1	0.0	0.0	1	1	0	0	0	0	0	0	0	0	0	0	3	0	3	0	0	0	0	3-1	

+ - Overtime



ALEX LEATHERWOOD

70

POSITION: T

HT/WT: 6-5/312

ACQUIRED: D1 - '21

BORN: 05/01/99

RAIDERS SEASON: R

NFL SEASON: R

COLLEGE: Alabama

HOMETOWN: Pensacola, Fla.

2021: (9/13) vs. Bal.: Made his NFL debut, starting at right tackle...Helped allow QB Derek Carr to record 435 passing yards, marking the third-most of his career...**(9/19) at Pit.:** Started at right tackle in the win, helping Carr complete 28-of-37 passes for 382 yards with two TDs for a passer rating of 126.2...Exited early due to injury...**(9/26) vs. Mia.:** Started at right tackle in the win...Helped pave the way for a season-high 497 yards of total offense, including 140 rushing yards...Allowed Carr to complete 26-of-43 passing for 386 yards, marking his third consecutive game with at least 325 passing yards...**(10/4) at LAC:** Started at right tackle in the contest, while also seeing action on special teams.

ALEX LEATHERWOOD'S NFL REGULAR SEASON STATISTICS

DATE	TEAM	GP	GS
2021	Raiders	4	4
NFL TOTALS		4	4

ALEX LEATHERWOOD'S 2021 GXG REGULAR-SEASON STATISTICS (RAIDERS)

DATE	OPPONENT	P/S	W/L	SCORE
09/13	Ravens	S	W	33-27+
09/19	at Steelers	S	W	26-17
09/26	Dolphins	S	W	31-28+
10/04	at Chargers	S	L	14-28
2021 TOTALS		4-4	3-1	

+ - Overtime



DALLIN LEAVITT

32

POSITION: S

HT/WT: 5-10/195

ACQUIRED: FA-'18

BORN: 08/08/94

RAIDERS SEASON: 3

NFL SEASON: 3

COLLEGE: Utah State

HOMETOWN: Portland, Ore.

2021: (9/13) vs. Bal.: Appeared on both defense and special teams...Recorded one stop on special teams...**(9/19) at Pit.:** Recorded two tackles (one solo) on defense, adding one pass defended...Saw action on special teams, totaling two stops...**(9/26) vs. Mia.:** Inactive...**(10/4) at LAC:** Appeared on special teams, while seeing limited action on defense.

DALLIN LEAVITT'S NFL REGULAR SEASON DEFENSIVE STATISTICS

						TACKLES								INTERCEPTIONS						O. FUMB				ST					MISC	
DATE	TEAM	GP	GS	TK	S	A	TFL	YDS	SK	YDS	QBH	NO	YDS	LG	TD	PD	FF	FR	TD	YDS	TK	S	A	FF	FR	S	A			
2018	Raiders	2	0	0	0	0	0	0	0.0	0.0	0	0	0	0	0	0	0	0	0	0	1	0	1	0	0	0	0			
2019	Raiders	15	0	2	2	0	0	0	0.0	0.0	0	0	0	0	0	0	0	0	0	0	8	4	4	0	0	0	0			
2020	Raiders	9	0	7	2	5	0	0	0.0	0.0	0	0	0	0	0	2	0	0	0	0	3	2	1	0	0	0	0			
2021	Raiders	3	0	2	1	1	0	0	0.0	0.0	0	0	0	0	0	1	0	0	0	0	3	0	3	0	0	0	0			
NFL TOTALS		29	0	11	5	6	0	0	0.0	0.0	0	0	0	0	0	3	0	0	0	0	15	6	9	0	0	0	0			

DALLIN LEAVITT'S 2021 GXG REGULAR-SEASON STATISTICS (RAIDERS)

			TACKLES								INTERCEPTIONS					O. FUMB				ST					MISC		W/L	SCORE	
DATE	OPPONENT	P/S	TK	S	A	SK	YDS	TFL	YDS	QBH	NO	YDS	LG	TD	PD	FF	FR	TD	YDS	TK	S	A	FF	FR	S	A			
09/13	Ravens	P	0	0	0	0.0	0.0	0	0	0	0	0	0	0	0	0	0	0	0	0	1	0	1	0	0	0	0	W	33-27+
09/19	at Steelers	P	2	1	1	0.0	0.0	0	0	0	0	0	0	0	1	0	0	0	0	0	2	0	2	0	0	0	0	W	26-17
09/26	Dolphins		ON INACTIVE LIST																								W	31-28+	
10/04	at Chargers	P	0	0	0	0.0	0.0	0	0	0	0	0	0	0	0	0	0	0	0	0	0	0	0	0	0	0	L	14-28	
2021 TOTALS			3-0	2	1	1	0.0	0.0	0	0	0	0	0	0	0	1	0	0	0	0	3	0	3	0	0	0	0	3-1	

+ - Overtime



CORY LITTLETON

42

POSITION: LB
HT/WT: 6-3/228
ACQUIRED: UFA-'20 (LAR)
BORN: 11/18/93
RAIDERS SEASON: 2
NFL SEASON: 6
COLLEGE: Washington
HOMETOWN: Spring Valley, Calif.

2021: (9/13) vs. Bal.: Started in the season opener, tying for the team lead with 10 tackles (five solo)...**(9/19) at Pit.:** Started in the win, recording five tackles (three)...**(9/26) vs. Mia.:** Finished second on the team with 10 tackles (seven) in the win...**(10/4) at LAC:** Started and tied for the team lead with 12 tackles (eight)...Added one stop on special teams.

CORY LITTLETON'S NFL REGULAR SEASON DEFENSIVE STATISTICS

DATE	TEAM	GP	GS	TACKLES								INTERCEPTIONS					O. FUMB				ST					MISC	
				TK	S	A	TFL	YDS	SK	YDS	QBH	NO	YDS	LG	TD	PD	FF	FR	TD	YDS	TK	S	A	FF	FR	S	A
2016	Rams	16	1	10	5	5	0	0	0.0	0.0	0	0	0	0	0	0	0	0	0	0	10	10	0	0	0	0	0
2017	Rams	16	4	31	19	12	2	7	1.0	6.0	3	1	2	2	0	4	1	0	0	0	5	4	1	0	0	0	0
2018	Rams	16	16	125	90	35	9	50	4.0	43.0	4	3	48	22	1	13	0	0	0	0	0	0	0	0	0	0	0
2019	Rams	16	16	134	78	56	6	42	3.5	25.0	5	2	32	26	0	9	2	4	0	16	0	0	0	0	0	0	0
2020	Raiders	14	14	79	54	25	4	2	0.0	0.0	0	0	0	0	0	0	0	0	0	0	3	2	1	0	0	0	0
2021	Raiders	4	4	36	21	15	0	0	0.0	0.0	0	0	0	0	0	1	0	0	0	0	2	1	1	0	0	0	0
NFL TOTALS		82	55	415	267	148	21	101	8.5	74.0	12	6	82	26	1	27	3	4	0	16	20	17	3	0	0	0	0

CORY LITTLETON'S 2021 GXG REGULAR-SEASON STATISTICS (RAIDERS)

			TACKLES								INTERCEPTIONS					O. FUMB				ST					MISC		W/L	SCORE	
DATE	OPPONENT	P/S	TK	S	A	SK	YDS	TFL	YDS	QBH	NO	YDS	LG	TD	PD	FF	FR	TD	YDS	TK	S	A	FF	FR	S	A			
09/13	Ravens	S	10	4	6	0.0	0.0	0	0	0	0	0	0	0	0	0	0	0	0	0	0	0	0	0	0	0	W	33-27+	
09/19	at Steelers	S	4	2	2	0.0	0.0	0	0	0	0	0	0	0	0	0	0	0	0	0	0	0	0	0	0	0	W	26-17	
09/26	Dolphins	S	10	7	3	0.0	0.0	0	0	0	0	0	0	0	0	1	0	0	0	0	0	0	0	0	0	0	W	31-28+	
10/04	at Chargers	S	12	8	4	0.0	0.0	0	0	0	0	0	0	0	0	0	0	0	0	0	2	1	1	0	0	0	0	L	14-28
2021 TOTALS		4-4	36	21	15	0.0	0.0	0	0	0	0	0	0	0	1	0	0	0	0	0	2	1	1	0	0	0	0	3-1	

+ - Overtime



NICK MARTIN

66

POSITION: C

HT/WT: 6-4/295

ACQUIRED: UFA-'21 (HOU.)

BORN: 04/29/93

RAIDERS SEASON: 1

NFL SEASON: 6

COLLEGE: Notre Dame

HOMETOWN: Indianapolis, Ind.

2021: (9/13) vs. Bal.: Appeared exclusively on special teams...(9/19) **at Pit.:** Saw action exclusively on special teams...(9/26) **vs. Mia.:** Appeared exclusively on special teams...(10/4) **at LAC:** Saw limited action exclusively on special teams.

NICK MARTIN'S NFL REGULAR SEASON STATISTICS

DATE	TEAM	GP	GS
2016	Texans	0	0
2017	Texans	14	14
2018	Texans	16	16
2019	Texans	16	16
2020	Texans	16	16
2021	Raiders	4	0
NFL TOTALS		66	62

NICK MARTIN'S 2021 GXG REGULAR-SEASON STATISTICS (RAIDERS)

DATE	OPPONENT	P/S	W/L	SCORE
09/13	Ravens	P	W	33-27+
09/19	at Steelers	P	W	26-17
09/26	Dolphins	P	W	31-28+
10/04	at Chargers	P	L	14-28
2021 TOTALS		4-0	3-1	

+ - Overtime



KOLTON MILLER

74

POSITION: T

HT/WT: 6-8/325

ACQUIRED: D1-'18

BORN: 09/10/95

RAIDERS SEASON: 4

NFL SEASON: 4

COLLEGE: UCLA

HOMETOWN: Roseville, Calif.

2021: (9/13) vs. Bal.: Started at left tackle in the win...Helped allow QB Derek Carr to record 435 passing yards, marking the third-most of his career...**(9/19) at Pit.:** Started at left tackle in the win, helping Carr complete 28-of-37 passes for 382 yards with two TDs for a passer rating of 126.2...**(9/26) vs. Mia.:** Started at left tackle in the win...Helped pave the way for a season-high 497 yards of total offense, including 140 rushing yards...Allowed Carr to complete 26-of-43 passing for 386 yards, marking his third consecutive game with at least 325 passing yards...**(10/4) at LAC:** Started at left tackle in the contest, while also seeing action on special teams.

KOLTON MILLER'S NFL REGULAR SEASON STATISTICS

DATE	TEAM	GP	GS
2018	Raiders	16	16
2019	Raiders	16	16
2020	Raiders	14	14
2021	Raiders	4	4
NFL TOTALS		50	50

KOLTON MILLER'S 2021 GXG REGULAR-SEASON STATISTICS (RAIDERS)

DATE	OPPONENT	P/S	W/L	SCORE
09/13	Ravens	S	W	33-27+
09/19	at Steelers	S	W	26-17
09/26	Dolphins	S	W	31-28+
10/04	at Chargers	S	L	14-28
2021 TOTALS		4-4	3-1	

+ - Overtime



TRE'VON MOEHRIG

25

POSITION: S

HT/WT: 6-1/202

ACQUIRED: D2 - '21

BORN: 06/16/99

RAIDERS SEASON: R

NFL SEASON: R

COLLEGE: TCU

HOMETOWN: Spring Branch, Texas

2021: (9/13) vs. Bal.: Made his NFL debut, starting and recording five tackles (two solo)...**(9/19) at Pit.:** Started in the win, playing every defensive snap and recording three tackles...**(9/26) vs. Mia.:** Appeared on both defense and special teams, recording one tackle...**(10/4) at LAC:** Started and recorded four tackles and one pass defended.

TRE'VON MOEHRIG'S NFL REGULAR SEASON DEFENSIVE STATISTICS

				TACKLES								INTERCEPTIONS						O. FUMB				ST					MISC	
DATE	TEAM	GP	GS	TK	S	A	TFL	YDS	SK	YDS	QBH	NO	YDS	LG	TD	PD	FF	FR	TD	YDS	TK	S	A	FF	FR	S	A	
2021	Raiders	4	4	13	10	3	0	0	0.0	0.0	0	0	0	0	0	1	0	0	0	0	1	1	0	0	0	0	0	
NFL TOTALS		4	4	13	10	3	0	0	0.0	0.0	0	0	0	0	0	1	0	0	0	0	1	1	0	0	0	0	0	

TRE'VON MOEHRIG'S 2021 GXG REGULAR-SEASON STATISTICS (RAIDERS)

			TACKLES								INTERCEPTIONS					O. FUMB				ST				MISC					
DATE	OPPONENT	P/S	TK	S	A	SK	YDS	TFL	YDS	QBH	NO	YDS	LG	TD	PD	FF	FR	TD	YDS	TK	S	A	FF	FR	S	A	W/L	SCORE	
09/13	Ravens		DID NOT PLAY																						W	33-27+			
09/19	at Steelers	S	3	3	0	0.0	0.0	0	0	0	0	0	0	0	0	0	0	0	0	0	0	0	0	0	0	0	W	26-17	
09/26	Dolphins	S	1	1	0	0.0	0.0	0	0	0	0	0	0	0	0	0	0	0	0	0	0	0	0	0	0	0	W	31-28+	
10/04	at Chargers	S	4	4	0	0.0	0.0	0	0	0	0	0	0	0	1	0	0	0	0	1	1	0	0	0	0	0	L	14-28	
2021 TOTALS		3-3	8	8	0	0.0	0.0	0	0	0	0	0	0	0	1	0	0	0	0	1	1	0	0	0	0	0	3-1		

+ - Overtime



FOSTER MOREAU

87

POSITION: TE
HT/WT: 6-4/250
ACQUIRED: D4C-'19
BORN: 06/05/97

RAIDERS SEASON: 3
NFL SEASON: 3
COLLEGE: LSU
HOMETOWN: New Orleans, La.

2021: (9/13) vs. Bal.: Appeared on both offense and special teams in the win...**(9/19) at Pit.:** Recorded two receptions for 34 yards with one TD...**(9/26) vs. Mia.:** Started in the win, recording one catch for eight yards...Also made one stop on special teams...**(10/4) at LAC:** Appeared on both offense and special teams.

FOSTER MOREAU'S NFL REGULAR SEASON RUSHING/RECEIVING STATISTICS

DATE	TEAM	GP	GS	RECEIVING					RUSHING				
				NO.	YDS.	AVG.	LG	TD	NO.	YDS.	AVG.	LG	TD
2019	Raiders	13	7	21	174	8.3	23	5	0	0	0.0	0	0
2020	Raiders	16	2	7	140	20.0	47t	2	0	0	0.0	0	0
2021	Raiders	4	2	3	42	14.0	25	1	0	0	0.0	0	0
NFL TOTALS		33	11	31	356	11.5	47T	8	0	0	0.0	0	0

FOSTER MOREAU'S NFL REGULAR SEASON RETURN STATISTICS

KICKOFF RETURNS							PUNT RETURNS					
DATE	TEAM	RET.	YDS.	AVG.	LG	TD	NO.	FC	YDS.	AVG.	LG	TD
2019	Raiders	0	0	0.0	0	0	0	0	0	0.0	0	0
2020	Raiders	0	0	0.0	0	0	0	0	0	0.0	0	0
2021	Raiders	0	0	0.0	0	0	0	0	0	0.0	0	0
NFL TOTALS		0	0	0.0	0	0	0	0	0	0.0	0	0

FOSTER MOREAU'S 2021 GXG REGULAR-SEASON STATISTICS (RAIDERS)

DATE	OPPONENT	P/S	RECEIVING					RUSHING					W/L	SCORE
			NO.	YDS.	AVG.	LG	TD	NO.	YDS.	AVG.	LG	TD		
09/13	Ravens	P	0	0	0.0	0	0	0	0	0.0	0	0	W	33-27+
09/19	at Steelers	S	2	34	17.0	25	1	0	0	0.0	0	0	W	26-17
09/26	Dolphins	S	1	8	8.0	8	0	0	0	0.0	0	0	W	31-28+
10/04	at Chargers	P	0	0	0.0	0	0	0	0	0.0	0	0	L	14-28
2021 TOTALS		4-2	3	42	14.0	25	1	0	0	0.0	0	0	3-1	

+ - Overtime



TRAYVON MULLEN JR.

27

POSITION: CB
HT/WT: 6-2/200
ACQUIRED: D2-'19
BORN: 09/20/97

RAIDERS SEASON: 3
NFL SEASON: 3
COLLEGE: Clemson
HOMETOWN: Fort Lauderdale, Fla.

2021: (9/13) vs. Bal.: Started at cornerback and recorded two tackles in the win...**(9/19) at Pit.:** Started and tied for third on the team with six tackles (five), adding one INT and two passes defended...**(9/26) vs. Mia.:** Finished the game with six tackles (five), while recording two passes defended...**(10/4) at LAC:** Started at cornerback before exiting the game early with a foot injury.


TRAYVON MULLEN JR.'S NFL REGULAR SEASON DEFENSIVE STATISTICS

				TACKLES								INTERCEPTIONS						O. FUMB				ST					MISC	
DATE	TEAM	GP	GS	TK	S	A	TFL	YDS	SK	YDS	QBH	NO	YDS	LG	TD	PD	FF	FR	TD	YDS	TK	S	A	FF	FR	S	A	
2019	Raiders	16	10	48	40	8	0	0	0.0	0.0	0	1	0	0	0	10	0	0	0	0	2	2	0	0	0	0	0	
2020	Raiders	16	16	61	54	7	2	2	0.0	0.0	0	2	0	0	0	14	0	0	0	0	3	2	1	0	0	0	0	
2021	Raiders	4	4	15	13	2	0	0	0.0	0.0	0	1	18	18	0	4	0	0	0	0	1	1	0	0	0	0	0	
NFL TOTALS		36	30	124	107	17	2	2	0.0	0.0	0	4	18	18	0	28	0	0	0	0	6	5	1	0	0	0	0	

TRAYVON MULLEN JR.'S 2021 GXG REGULAR-SEASON STATISTICS (RAIDERS)

			TACKLES								INTERCEPTIONS						O. FUMB				ST					MISC			
DATE	OPPONENT	P/S	TK	S	A	SK	YDS	TFL	YDS	QBH	NO	YDS	LG	TD	PD	FF	FR	TD	YDS	TK	S	A	FF	FR	S	A	W/L	SCORE	
09/13	Ravens	S	2	2	0	0.0	0.0	0	0	0	0	0	0	0	0	0	0	0	0	0	0	0	0	0	0	0	W	33-27+	
09/19	at Steelers	S	7	6	1	0.0	0.0	0	0	0	1	18	18	0	2	0	0	0	0	1	1	0	0	0	0	0	0	W	26-17
09/26	Dolphins	S	6	5	1	0.0	0.0	0	0	0	0	0	0	0	2	0	0	0	0	0	0	0	0	0	0	0	W	31-28+	
10/04	at Chargers	S	0	0	0	0.0	0.0	0	0	0	0	0	0	0	0	0	0	0	0	0	0	0	0	0	0	0	L	14-28	
2021 TOTALS		4-4	15	13	2	0.0	0.0	0	0	0	1	18	18	0	4	0	0	0	0	1	1	0	0	0	0	0	0	3-1	

+ - Overtime



CARL NASSIB

94

POSITION: DE
HT/WT: 6-7/275
ACQUIRED: UFA-'20 (TB)
BORN: 12/04/93
RAIDERS SEASON: 2
NFL SEASON: 6
COLLEGE: Penn State
HOMETOWN: West Chester, Pa.

2021: (9/13) vs. Bal.: Finished with three tackles, one sack and one forced fumble in the season opener...His forced fumble in OT led to the game-winning TD on the next drive...**(9/19) at Pit.:** Recorded one tackle in the win...**(9/26) vs. Mia.:** Combined with DT Solomon Thomas to take down QB Jacoby Brissett for a loss of 6.5 yards...Finished with four stops on defense...**(10/4) at LAC:** Recorded one tackle for loss.

CARL NASSIB'S NFL REGULAR SEASON DEFENSIVE STATISTICS

DATE	TEAM	GP	GS	TACKLES							INTERCEPTIONS						O. FUMB				ST					MISC	
				TK	S	A	TFL	YDS	SK	YDS	QBH	NO	YDS	LG	TD	PD	FF	FR	TD	YDS	TK	S	A	FF	FR	S	A
2016	Browns	14	3	20	15	5	2	10	2.5	14.0	7	0	0	0	0	4	0	0	0	0	0	0	0	0	0	0	0
2017	Browns	16	12	32	19	13	9	28	3.0	14.0	8	0	0	0	0	5	0	0	0	0	0	0	0	0	0	0	0
2018	Browns	0	0	0	0	0	0	0	0.0	0.0	0	0	0	0	0	0	0	0	0	0	0	0	0	0	0	0	0
Went from Cleveland to Tampa Bay.																											
2018	Buccaneers	15	9	29	22	7	12	60	6.5	46.0	14	0	0	0	0	2	2	0	0	0	0	0	0	0	0	0	0
2018	TOTAL	15	9	29	22	7	12	60	6.5	46.0	14	0	0	0	0	2	2	0	0	0	0	0	0	0	0	0	0
2019	Buccaneers	14	8	34	24	10	8	27	6.0	25.0	11	0	0	0	0	0	1	1	0	0	0	0	0	0	0	0	0
2020	Raiders	14	5	28	17	11	5	25	2.5	21.0	9	1	23	23	0	5	0	0	0	0	0	0	0	0	0	0	0
2021	Raiders	4	0	9	6	3	1	3	1.5	12.5	2	0	0	0	0	0	1	0	0	0	0	0	0	0	0	0	0
NFL TOTALS		77	37	152	103	49	37	153	22.0	132.5	51	1	23	23	0	16	4	1	0	0	0	0	0	0	0	0	0

CARL NASSIB'S 2021 GXG REGULAR-SEASON STATISTICS (RAIDERS)

DATE	OPPONENT	P/S	TACKLES								INTERCEPTIONS						O. FUMB				ST					MISC		W/L	SCORE
			TK	S	A	SK	YDS	TFL	YDS	QBH	NO	YDS	LG	TD	PD	FF	FR	TD	YDS	TK	S	A	FF	FR	S	A			
09/13	Ravens	P	3	3	0	1.0	6.0	0	0	1	0	0	0	0	0	1	0	0	0	0	0	0	0	0	0	0	W	33-27+	
09/19	at Steelers	P	1	1	0	0.0	0.0	0	0	0	0	0	0	0	0	0	0	0	0	0	0	0	0	0	0	W	26-17		
09/26	Dolphins	P	4	1	3	0.5	6.5	0	0	1	0	0	0	0	0	0	0	0	0	0	0	0	0	0	0	W	31-28+		
10/04	at Chargers	P	1	1	0	0.0	0.0	1	3	0	0	0	0	0	0	0	0	0	0	0	0	0	0	0	0	L	14-28		
2021 TOTALS			4-0	9	6	3	1.5	12.5	1	3	2	0	0	0	0	0	1	0	0	0	0	0	0	0	0	3-1			

+ - Overtime



YANNICK NGAKOUÉ

91

POSITION: DE
HT/WT: 6-2/246
ACQUIRED: UFA -'21 (BAL.)
BORN: 03/31/95
RAIDERS SEASON: 1
NFL SEASON: 6
COLLEGE: Maryland
HOMETOWN: Washington, D.C.

2021: (9/13) vs. Bal.: Started in his Raiders debut, recording four tackles (two solo) and one pass defended before exiting early due to injury...**(9/19) at Pit.:** Started in the win, appearing exclusively on defense...**(9/26) vs. Mia.:** Recorded one tackle in the overtime win...**(10/4) at LAC:** Started and recorded one tackle.


YANNICK NGAKOUÉ'S NFL REGULAR SEASON DEFENSIVE STATISTICS

				TACKLES								INTERCEPTIONS						O. FUMB				ST						MISC	
DATE	TEAM	GP	GS	TK	S	A	TFL	YDS	SK	YDS	QBH	NO	YDS	LG	TD	PD	FF	FR	TD	YDS	TK	S	A	FF	FR	S	A		
2016	Jaguars	16	15	23	20	3	6	37	8.0	45.0	14	1	9	9	0	2	4	0	0	0	0	0	0	0	0	0	0		
2017	Jaguars	16	16	30	24	6	10	54	12.0	85.0	23	0	0	0	0	0	6	2	1	67	0	0	0	0	0	0	0		
2018	Jaguars	16	16	28	25	3	13	69	9.5	62.5	33	0	0	0	0	1	0	0	0	0	0	0	0	0	0	0	0		
2019	Jaguars	15	15	41	36	5	13	71	8.0	56.0	15	1	23	23t	1	6	4	1	0	-2	0	0	0	0	0	0	0		
2020	Vikings	6	5	12	12	0	5	9	5.0	26.0	8	0	0	0	0	0	2	0	0	0	0	0	0	0	0	0	0		
Went from Minnesota to Baltimore.																													
2020	Ravens	9	3	11	11	0	2	8	3.0	17.0	3	0	0	0	0	1	2	0	0	0	0	0	0	0	0	0	0		
2020	TOTAL	15	8	23	23	0	7	17	8.0	43.0	11	0	0	0	0	1	4	0	0	0	0	0	0	0	0	0	0		
2021	Raiders	4	4	7	3	4	0	0	0.0	0.0	4	0	0	0	0	1	0	0	0	0	0	0	0	0	0	0	0		
NFL TOTALS		82	74	152	131	21	49	248	45.5	291.5	100	2	32	23T	1	11	18	3	1	65	0	0	0	0	0	0	0		

YANNICK NGAKOUÉ'S 2021 GXG REGULAR-SEASON STATISTICS (RAIDERS)

DATE	OPPONENT	P/S	TACKLES							INTERCEPTIONS						O. FUMB				ST					MISC		SCORE
			TK	S	A	SK	YDS	TFL	YDS	QBH	NO	YDS	LG	TD	PD	FF	FR	TD	YDS	TK	S	A	FF	FR	S	A	
09/13	Ravens	S	5	2	3	0.0	0.0	0	0	1	0	0	0	0	1	0	0	0	0	0	0	0	0	0	0	0	33-27+
09/19	at Steelers	S	0	0	0	0.0	0.0	0	0	0	0	0	0	0	0	0	0	0	0	0	0	0	0	0	0	0	26-17
09/26	Dolphins	S	1	0	1	0.0	0.0	0	0	1	0	0	0	0	0	0	0	0	0	0	0	0	0	0	0	0	31-28+
10/04	at Chargers	S	1	1	0	0.0	0.0	0	0	2	0	0	0	0	0	0	0	0	0	0	0	0	0	0	0	0	14-28
2021 TOTALS		4-4	7	3	4	0.0	0.0	0	0	4	0	0	0	0	1	0	0	0	0	0	0	0	0	0	0	0	3-1

+ - Overtime



BRANDON PARKER

75

POSITION: T

HT/WT: 6-8/320

ACQUIRED: D3A-'18

BORN: 10/21/95

RAIDERS SEASON: 4

NFL SEASON: 4

COLLEGE: North Carolina A&T

HOMETOWN: Kannapolis, N.C.

2021: (9/13) vs. Bal.: Appeared exclusively on special teams in the win...**(9/19) at Pit.:** Subbed in on the line due to injury, helping Carr complete 28-of-37 passes for 382 yards with two TDs for a passer rating of 126.2...**(9/26) vs. Mia.:** Appeared exclusively on special teams in the win...**(10/4) at LAC:** Saw action in a limited role on special teams.


BRANDON PARKER'S NFL REGULAR SEASON STATISTICS

DATE	TEAM	GP	GS
2018	Raiders	15	12
2019	Raiders	11	3
2020	Raiders	11	4
2021	Raiders	4	0
NFL TOTALS		41	19

BRANDON PARKER'S 2021 GXG REGULAR-SEASON STATISTICS (RAIDERS)

DATE	OPPONENT	P/S	W/L	SCORE
09/13	Ravens	P	W	33-27+
09/19	at Steelers	P	W	26-17
09/26	Dolphins	P	W	31-28+
10/04	at Chargers	P	L	14-28
2021 TOTALS		4-0	3-1	

+ - Overtime



DENZEL PERRYMAN

52

POSITION: LB
HT/WT: 5-11/240
ACQUIRED: TR -'21
BORN: 05/12/92

RAIDERS SEASON: 1
NFL SEASON: 7
COLLEGE: Miami
HOMETOWN: Coral Gables, Fla.

2021: (9/13) vs. Bal.: Started in his Raiders debut, leading the team with 10 tackles (five solo) and recording one fumble recovery...**(9/19) at Pit.:** Led the team for the second consecutive week...Recorded 12 tackles (six) in the win...**(9/26) vs. Mia.:** Finished with a team- and career-high 14 tackles (10 solo), marking his third consecutive contest leading the team and with 10-plus tackles...**(10/4) at LAC:** Finished tied for the team lead with 12 tackles (eight), marking his fourth-straight game with at least 10 tackles.

DENZEL PERRYMAN'S NFL REGULAR SEASON DEFENSIVE STATISTICS

DATE	TEAM	GP	GS	TACKLES							QBH	INTERCEPTIONS					O. FUMB				ST					MISC	
				TK	S	A	TFL	YDS	SK	YDS		NO	YDS	LG	TD	PD	FF	FR	TD	YDS	TK	S	A	FF	FR	S	A
2015	Chargers	14	9	67	58	9	8	35	2.0	23.0	3	0	0	0	0	0	1	0	0	0	6	6	0	0	0	0	0
2016	Chargers	12	11	71	55	16	8	25	2.0	8.0	2	1	1	1	0	2	0	0	0	0	1	1	0	0	0	0	0
2017	Chargers	7	6	37	25	12	1	1	0.0	0.0	0	0	0	0	0	0	0	1	0	0	0	0	0	0	0	0	0
2018	Chargers	9	9	51	30	21	1	0	0.0	0.0	1	1	16	16	0	2	0	0	0	0	0	0	0	0	0	0	0
2019	Chargers	14	10	68	51	17	5	7	0.0	0.0	0	1	0	0	0	1	1	0	0	0	0	0	0	0	0	0	0
2020	Chargers	13	6	48	25	23	3	12	1.0	9.0	2	0	0	0	0	1	1	0	0	0	0	0	0	0	0	0	0
2021	Raiders	4	4	48	29	19	1	0	0.0	0.0	0	0	0	0	0	0	0	1	0	1	0	0	0	0	0	0	0
NFL TOTALS		73	55	390	273	117	27	80	5.0	40.0	8	3	17	16	0	6	3	2	0	1	7	7	0	0	0	0	0

DENZEL PERRYMAN'S 2021 GXG REGULAR-SEASON STATISTICS (RAIDERS)

			TACKLES								INTERCEPTIONS						O. FUMB				ST					MISC			
DATE	OPPONENT	P/S	TK	S	A	SK	YDS	TFL	YDS	QBH	NO	YDS	LG	TD	PD	FF	FR	TD	YDS	TK	S	A	FF	FR	S	A	W/L	SCORE	
09/13	Ravens	S	10	5	5	0.0	0.0	0	0	0	0	0	0	0	0	0	1	0	1	0	0	0	0	0	0	0	W	33-27+	
09/19	at Steelers	S	12	6	6	0.0	0.0	0	0	0	0	0	0	0	0	0	0	0	0	0	0	0	0	0	0	0	W	26-17	
09/26	Dolphins	S	14	10	4	0.0	0.0	0	0	0	0	0	0	0	0	0	0	0	0	0	0	0	0	0	0	0	W	31-28+	
10/04	at Chargers	S	12	8	4	0.0	0.0	1	0	0	0	0	0	0	0	0	0	0	0	0	0	0	0	0	0	0	L	14-28	
2021 TOTALS		4-4	48	29	19	0.0	0.0	1	0	0	0	0	0	0	0	0	1	0	1	0	0	0	0	0	0	0	3-1		

+ - Overtime



NATHAN PETERMAN

3

POSITION: QB
HT/WT: 6-2/225
ACQUIRED: FA-'18
BORN: 04/05/94
RAIDERS SEASON: 3
NFL SEASON: 5
COLLEGE: Pittsburgh
HOMETOWN: Jacksonville, Fla.

2021: (9/13) vs. Bal.: Inactive...(9/19) at Pit.: Did not play...(9/26) vs. Mia.: Did not play...(10/4) at LAC: Did not play.

NATHAN PETERMAN'S NFL REGULAR SEASON PASSING STATISTICS

DATE	TEAM	GP	GS	ATT.	CMP.	PCT.	YDS	AVG.	TD	INT.	LG	SK	LST	RATE
2017	Bills	4	2	49	24	49.0	252	5.1	2	5	21	1	5	38.4
2018	Bills	4	2	81	44	54.3	296	3.7	1	7	26	7	34	30.7
2019	Raiders	0	0	0	0	0.0	0	0.0	0	0	0	0	0	0.0
2020	Raiders	1	0	5	3	60.0	25	5.0	0	0	12	2	16	72.9
2021	Raiders	0	0	0	0	0.0	0	0.0	0	0	0	0	0	0.0
TOTALS		9	4	135	71	52.6	573	4.2	3	12	26	10	55	34.0

NATHAN PETERMAN'S NFL REGULAR SEASON RUSHING STATISTICS

DATE	TEAM	NO	YD	AVG.	LG	TD
		.	S.			
2017	Bills	7	23	3.3	9	0
2018	Bills	10	50	5.0	24	1
2019	Raiders	0	0	0.0	0	0
2020	Raiders	1	9	9.0	9	0
2021	Raiders	0	0	0.0	0	0
TOTALS		18	82	4.6	24	1

NATHAN PETERMAN'S NFL REGULAR SEASON PASSING/RUSHING STATISTICS

				PASSING											RUSHING				
DATE	TEAM	GP	GS	ATT.	CMP.	PCT.	YDS	AVG.	TD	INT.	LG	SK	LST	RATE	NO.	YDS.	AVG.	LG	TD
2017	Bills	4	2	49	24	49.0	252	5.1	2	5	21	1	5	38.4	7	23	3.3	9	0
2018	Bills	4	2	81	44	54.3	296	3.7	1	7	26	7	34	30.7	10	50	5.0	24	1
2019	Raiders	0	0	0	0	0.0	0	0.0	0	0	0	0	0	0.0	0	0	0.0	0	0
2020	Raiders	1	0	5	3	60.0	25	5.0	0	0	12	2	16	72.9	1	9	9.0	9	0
2021	Raiders	0	0	0	0	0.0	0	0.0	0	0	0	0	0	0.0	0	0	0.0	0	0
TOTALS		9	4	135	71	52.6	573	4.2	3	12	26	10	55	34.0	18	82	4.6	24	1

NATHAN PETERMAN'S 2021 GXG REGULAR-SEASON STATISTICS (RAIDERS)

DATE	OPPONENT	P/S	PASSING											RUSHING				W/L	SCORE
			ATT	CMP	YDS	PCT	Y/A	Y/C	TD	INT	LG	SK/YD	RATE	ATT	YDS	LG	TD		
09/13	Ravens		ON INACTIVE LIST															W	33-27+
09/19	at Steelers		DID NOT PLAY (NON-INJURY)															W	26-17
09/26	Dolphins		DID NOT PLAY (NON-INJURY)															W	31-28+
10/04	at Chargers		DID NOT PLAY (NON-INJURY)															L	14-28
2021 TOTALS		0-0	0	0	0	0.0	0.0	0.0	0	0	0	0/0	0.0	0	0	0	0	3-1	

+ - Overtime



DARIUS PHILON

96

POSITION: DT
HT/WT: 6-1/286
ACQUIRED: FA-'21
BORN: 01/22/94

RAIDERS SEASON: 1
NFL SEASON: 5
COLLEGE: Arkansas
HOMETOWN: Mobile, Ala.

2021: (9/13) vs. Bal.: Made his Raiders debut, recording two tackles and one fumble recovery...**(9/19) at Pit.:** Saw action in a reserve role on defense...**(9/26) vs. Mia.:** Finished with four stops on defense...**(10/4) at LAC:** Recorded three tackles, including a career-high two sacks.


DARIUS PHILON'S NFL REGULAR SEASON DEFENSIVE STATISTICS

				TACKLES								INTERCEPTIONS						O. FUMB				ST						MISC	
DATE	TEAM	GP	GS	TK	S	A	TFL	YDS	SK	YDS	QBH	NO	YDS	LG	TD	PD	FF	FR	TD	YDS	TK	S	A	FF	FR	S	A		
2015	Chargers	8	0	5	4	1	2	6	0.0	0.0	2	0	0	0	0	1	0	0	0	0	0	0	0	0	0	0	0		
2016	Chargers	14	2	11	7	4	0	0	1.0	0.0	2	0	0	0	0	0	0	0	0	0	0	0	0	0	0	0	0		
2017	Chargers	16	4	31	16	15	7	29	4.5	26.0	9	0	0	0	0	1	1	0	0	0	0	0	0	0	0	0	0		
2018	Chargers	16	13	33	19	14	7	22	4.0	17.5	9	0	0	0	0	0	1	0	0	0	0	0	0	0	0	0	0		
2021	Raiders	4	0	9	5	4	3	13	2.0	10.0	2	0	0	0	0	0	0	1	0	0	0	0	0	0	0	0	0		
NFL TOTALS		58	19	89	51	38	19	70	11.5	53.5	24	0	0	0	0	2	2	1	0	0	0	0	0	0	0	0	0		

DARIUS PHILON'S 2021 GXG REGULAR-SEASON STATISTICS (RAIDERS)

			TACKLES								INTERCEPTIONS						O. FUMB				ST					MISC			
DATE	OPPONENT	P/S	TK	S	A	SK	YDS	TFL	YDS	QBH	NO	YDS	LG	TD	PD	FF	FR	TD	YDS	TK	S	A	FF	FR	S	A	W/L	SCORE	
09/13	Ravens	P	2	1	1	0.0	0.0	1	3	0	0	0	0	0	0	0	1	0	0	0	0	0	0	0	0	0	W	33-27+	
09/19	at Steelers	P	0	0	0	0.0	0.0	0	0	0	0	0	0	0	0	0	0	0	0	0	0	0	0	0	0	0	W	26-17	
09/26	Dolphins	P	4	2	2	0.0	0.0	0	0	0	0	0	0	0	0	0	0	0	0	0	0	0	0	0	0	0	W	31-28+	
10/04	at Chargers	P	3	2	1	2.0	10.0	2	10	2	0	0	0	0	0	0	0	0	0	0	0	0	0	0	0	0	L	14-28	
2021 TOTALS		4-0	9	5	4	2.0	10.0	3	13	2	0	0	0	0	0	0	1	0	0	0	0	0	0	0	0	0	3-1		

+ - Overtime



HUNTER RENFROW

13

POSITION: WR
HT/WT: 5-10/185
ACQUIRED: D5-'19
BORN: 12/21/95

RAIDERS SEASON: 3
NFL SEASON: 3
COLLEGE: Clemson
HOMETOWN: Myrtle Beach, S.C.

2021: (9/13) vs. Bal.: Recorded six receptions for 70 yards in the season opener...**(9/19) at Pit.:** Finished with five receptions for 57 yards in the win...Also returned two punts for 26 yards...**(9/26) vs. Mia.:** Tied the team-high five receptions for 77 yards with one TD in the win...**(10/4) at LAC:** Led the team with six receptions for 45 yards with one TD.

HUNTER RENFROW'S NFL REGULAR SEASON RUSHING/RECEIVING STATISTICS

DATE	TEAM	GP	GS	RECEIVING					RUSHING				
				NO.	YDS.	AVG.	LG	TD	NO.	YDS.	AVG.	LG	TD
2019	Raiders	13	4	49	605	12.3	65t	4	0	0	0.0	0	0
2020	Raiders	16	6	56	656	11.7	53	2	0	0	0.0	0	0
2021	Raiders	4	1	22	249	11.3	27	2	0	0	0.0	0	0
NFL TOTALS		33	11	127	1,510	11.9	65T	8	0	0	0.0	0	0

HUNTER RENFROW'S NFL REGULAR SEASON RETURN STATISTICS

KICKOFF RETURNS							PUNT RETURNS					
DATE	TEAM	RET.	YDS.	AVG.	LG	TD	NO.	FC	YDS.	AVG.	LG	TD
2019	Raiders	0	0	0.0	0	0	5	4	38	7.6	13	0
2020	Raiders	0	0	0.0	0	0	23	10	265	11.5	32	0
2021	Raiders	0	0	0.0	0	0	9	3	67	7.4	17	0
NFL TOTALS		0	0	0.0	0	0	37	17	370	10.0	32	0

100-YARD RECEIVING GAMES (2): REGULAR SEASON

DATE	TEAM	NO.	YDS.	AVG.	LG	TD
12/22/19	at Chargers	7	107	15.3	56t	1
12/29/19	at Broncos	6	102	17.0	39	1

HUNTER RENFROW'S 2021 GXG REGULAR-SEASON STATISTICS (RAIDERS)

DATE	OPPONENT	P/S	RECEIVING					RUSHING					W/L	SCORE
			NO.	YDS.	AVG.	LG	TD	NO.	YDS.	AVG.	LG	TD		
09/13	Ravens	P	6	70	11.7	27	0	0	0	0.0	0	0	W	33-27+
09/19	at Steelers	P	5	57	11.4	23	0	0	0	0.0	0	0	W	26-17
09/26	Dolphins	P	5	77	15.4	25	1	0	0	0.0	0	0	W	31-28+
10/04	at Chargers	S	6	45	7.5	12	1	0	0	0.0	0	0	L	14-28
2021 TOTALS		4-1	22	249	11.3	27	2	0	0	0.0	0	0	3-1	

+ - Overtime



AMIK ROBERTSON

21

POSITION: CB
HT/WT: 5-9/183
ACQUIRED: D4B-'20
BORN: 06/07/98
RAIDERS SEASON: 2
NFL SEASON: 2
COLLEGE: Louisiana Tech
HOMETOWN: Thibodaux, La.

2021: (9/13) vs. Bal.: Saw limited action on special teams...(9/19) at Pit.: Appeared in a reserve role on defense, while seeing extensive action and recording one stop on special teams...(9/26) vs. Mia.: Recorded one tackle in the overtime win...(10/4) at LAC: Registered a career-high seven tackles (six solo).


AMIK ROBERTSON'S NFL REGULAR SEASON DEFENSIVE STATISTICS

			TACKLES									INTERCEPTIONS					O. FUMB				ST					MISC	
DATE	TEAM	GP	GS	TK	S	A	TFL	YDS	SK	YDS	QBH	NO	YDS	LG	TD	PD	FF	FR	TD	YDS	TK	S	A	FF	FR	S	A
2020	Raiders	9	0	4	3	1	0	0	0.0	0.0	0	0	0	0	0	0	0	0	0	0	0	0	0	0	0	0	0
2021	Raiders	4	0	8	7	1	0	0	0	0.0	0	0	0	0	0	0	0	0	0	0	1	0	1	0	0	0	0
NFL TOTALS		13	0	12	10	2	0	0	0.0	0.0	0	0	0	0	0	0	0	0	0	0	1	0	1	0	0	0	0

AMIK ROBERTSON'S 2021 GXG REGULAR-SEASON STATISTICS (RAIDERS)

DATE	OPPONENT	P/S	TACKLES							INTERCEPTIONS							O. FUMB				ST					MISC		SCORE
			TK	S	A	SK	YDS	TFL	YDS	QBH	NO	YDS	LG	TD	PD	FF	FR	TD	YDS	TK	S	A	FF	FR	S	A	W/L	
09/13	Ravens	P	0	0	0	0.0	0.0	0	0	0	0	0	0	0	0	0	0	0	0	0	0	0	0	0	0	0	W	33-27+
09/19	at Steelers	P	0	0	0	0.0	0.0	0	0	0	0	0	0	0	0	0	0	0	0	1	0	1	0	0	0	0	W	26-17
09/26	Dolphins	P	1	1	0	0.0	0.0	0	0	0	0	0	0	0	0	0	0	0	0	0	0	0	0	0	0	0	W	31-28+
10/04	at Chargers	P	7	6	1	0.0	0.0	0	0	0	0	0	0	0	0	0	0	0	0	0	0	0	0	0	0	0	L	14-28
2021 TOTALS		4-0	8	7	1	0.0	0.0	0	0	0	0	0	0	0	0	0	0	0	0	1	0	1	0	0	0	0	3-1	

+ - Overtime



HENRY RUGGS III

11

POSITION: WR
HT/WT: 6-0/190
ACQUIRED: D1A-'20
BORN: 01/24/99
RAIDERS SEASON: 2
NFL SEASON: 2
COLLEGE: Alabama
HOMETOWN: Montgomery, Ala.

2021: (9/13) vs. Bal.: Started in the season opener, recording two receptions for 46 yards with a 37-yard long...(9/19) at **Pit.:** Finished the contest with 113 yards on five receptions with a 61-yard long TD...(9/26) vs. **Mia.:** Started in the win, recording 78 yards on four receptions...(10/4) at **LAC:** Led the team with 60 yards on three receptions.

HENRY RUGGS III'S NFL REGULAR SEASON RUSHING/RECEIVING STATISTICS

DATE	TEAM	GP	GS	RECEIVING					RUSHING				
				NO.	YDS.	AVG.	LG	TD	NO.	YDS.	AVG.	LG	TD
2020	Raiders	13	12	26	452	17.4	72t	2	9	49	5.4	12	0
2021	Raiders	4	4	14	297	21.2	61t	1	2	9	4.5	7	0
NFL TOTALS		17	16	40	749	18.7	72T	3	11	58	5.3	12	0

HENRY RUGGS III'S NFL REGULAR SEASON RETURN STATISTICS

KICKOFF RETURNS							PUNT RETURNS					
DATE	TEAM	RET.	YDS.	AVG.	LG	TD	NO.	FC	YDS.	AVG.	LG	TD
2020	Raiders	7	141	20.1	32	0	0	0	0	0.0	0	0
2021	Raiders	4	70	17.5	22	0	0	0	0	0.0	0	0
NFL TOTALS		11	211	19.2	32	0	0	0	0	0.0	0	0


100-YARD RECEIVING GAMES (2): REGULAR SEASON

DATE	TEAM	NO.	YDS.	AVG.	LG	TD
10/11/20	at Chiefs	2	118	59.0	72t	1
09/19/21	at Steelers	5	113	22.6	61t	1

HENRY RUGGS III'S 2021 GXG REGULAR-SEASON STATISTICS (RAIDERS)

DATE	OPPONENT	P/S	RECEIVING					RUSHING					W/L	SCORE
			NO.	YDS.	AVG.	LG	TD	NO.	YDS.	AVG.	LG	TD		
09/13	Ravens	S	2	46	23.0	37	0	0	0	0.0	0	0	W	33-27+
09/19	at Steelers	S	5	113	22.6	61t	1	1	2	2.0	2	0	W	26-17
09/26	Dolphins	S	4	78	19.5	23	0	1	7	7.0	7	0	W	31-28+
10/04	at Chargers	S	3	60	20.0	51	0	0	0	0.0	0	0	L	14-28
2021 TOTALS		4-4	14	297	21.2	61T	1	2	9	4.5	7	0	3-1	

+ - Overtime



TRENT SIEG

47

POSITION: LS
HT/WT: 6-3/240
ACQUIRED: FA-'18
BORN: 05/19/95

RAIDERS SEASON: 4
NFL SEASON: 4
COLLEGE: Colorado State
HOMETOWN: Eaton, Colo.

2021: (9/13) vs. Bal.: Snapped on six punts, two FG attempts and three PATs...(9/19) **at Pit.:** Snapped on four punts, four FG attempts and two PATs...(9/26) **vs. Mia.:** Snapped on four punts, three FG attempts and three PATs...(10/4) **at LAC:** Snapped on one FG attempt, five punts and two PATs.


TRENT SIEG'S NFL REGULAR SEASON STATISTICS

DATE	TEAM	GP
2018	Ravens	0
Went from Baltimore to Oakland .		
2018	Raiders	15
2018	TOTAL	15
2019	Raiders	16
2020	Raiders	16
2021	Raiders	4
NFL TOTALS		51

TRENT SIEG'S 2021 GXG REGULAR-SEASON STATISTICS (RAIDERS)

DATE	OPPONENT		W/L	SCORE
09/13	Ravens	P	W	33-27+
09/19	at Steelers	P	W	26-17
09/26	Dolphins	P	W	31-28+
10/04	at Chargers	P	L	14-28
2021 TOTALS		4	3-1	

+ - Overtime



JORDAN SIMMONS

60

POSITION: G

HT/WT: 6-4/339

ACQUIRED: FA-'21

BORN: 07/15/94

RAIDERS SEASON: 1

NFL SEASON: 4

COLLEGE: USC

HOMETOWN: Inglewood, Calif.

2021: (9/19) at Pit.: Inactive...(9/26) vs. Mia.: Did not play...(10/4) at LAC: Appeared in a limited role on offense.

JORDAN SIMMONS' NFL REGULAR SEASON STATISTICS

DATE	TEAM	GP	GS
2017	Raiders	0	0
2018	Seahawks	6	3
2018	Raiders	0	0
2018	TOTAL	6	3
2019	Seahawks	0	0
2020	Seahawks	14	6
2021	Seahawks	0	0
NFL TOTALS		20	9

Went from Seattle to Oakland.

JORDAN SIMMONS' 2021 GXG REGULAR-SEASON STATISTICS (SEAHAWKS)

DATE	OPPONENT	P/S		W/L	SCORE
09/12	at Colts		PRACTICE SQUAD	W	28-16
09/19	Titans		2	L	30-33+
09/26	at Vikings		2	L	17-30
10/03	at 49ers		2	W	28-21
2021 TOTALS		0-0		2-2	

+ - Overtime



JOHN SIMPSON

76

POSITION: G

HT/WT: 6-4/330

ACQUIRED: D4A - '20

BORN: 08/19/97

RAIDERS SEASON: 2

NFL SEASON: 2

COLLEGE: Clemson

HOMETOWN: North Charleston, S.C.

2021: (9/13) vs. Bal.: Started at left guard in the season opener..Helped allow QB Derek Carr to record 435 passing yards, marking the third-most of his career...(9/19) **at Pit.:** Started at left guard in the win, helping Carr complete 28-of-37 passes for 382 yards with two TDs for a passer rating of 126.2...(9/26) **vs. Mia.:** Started at left guard in the win...Helped pave the way for a season-high 497 yards of total offense, including 140 rushing yards...Allowed Carr to complete 26-of-43 passing for 386 yards, marking his third consecutive game with at least 325 passing yards...(10/4) **at LAC:** Started at leftguard in the contest, while also seeing action on special teams.

JOHN SIMPSON'S NFL REGULAR SEASON STATISTICS

DATE	TEAM	GP	GS
2020	Raiders	7	2
2021	Raiders	4	4
NFL TOTALS		11	6

JOHN SIMPSON'S 2021 GXG REGULAR-SEASON STATISTICS (RAIDERS)

DATE	OPPONENT	P/S	W/L	SCORE
09/13	Ravens	S	W	33-27+
09/19	at Steelers	S	W	26-17
09/26	Dolphins	S	W	31-28+
10/04	at Chargers	S	L	14-28
2021 TOTALS		4-4	3-1	

+ - Overtime



WILLIE SNEAD IV

17

POSITION: WR
HT/WT: 5-11/205
ACQUIRED: UFA-'21 (BAL.)
BORN: 10/17/92
RAIDERS SEASON: 1
NFL SEASON: 7
COLLEGE: Ball State
HOMETOWN: Muskegon Heights, Mich.

2021: (9/13) vs. Bal.: Made his Raiders debut, appearing on offense and special teams...(9/19) **at Pit.:** Recorded one reception for 14 yards in the win...(9/26) **vs. Mia.:** Saw limited action on both offense and special teams...(10/4) **at LAC:** Recorded one reception for 15 yards.

WILLIE SNEAD IV'S NFL REGULAR SEASON RUSHING/RECEIVING STATISTICS

DATE	TEAM	GP	GS	RECEIVING					RUSHING				
				NO.	YDS.	AVG.	LG	TD	NO.	YDS.	AVG.	LG	TD
2015	Saints	15	8	69	984	14.3	63	3	0	0	0.0	0	0
2016	Saints	15	4	72	895	12.4	49	4	0	0	0.0	0	0
2017	Saints	11	7	8	92	11.5	26	0	0	0	0.0	0	0
2018	Ravens	16	10	62	651	10.5	28	1	1	13	13.0	13	0
2019	Ravens	16	11	31	339	10.9	50t	5	2	2	1.0	2	0
2020	Ravens	13	8	33	432	13.1	34	3	0	0	0.0	0	0
2021	Raiders	4	0	2	29	14.5	15	0	0	0	0.0	0	0
NFL TOTALS		90	48	277	3,422	12.4	63	16	3	15	5.0	13	0

WILLIE SNEAD IV'S NFL REGULAR SEASON RETURN STATISTICS

KICKOFF RETURNS							PUNT RETURNS					
DATE	TEAM	RET.	YDS.	AVG.	LG	TD	NO.	FC	YDS.	AVG.	LG	TD
2015	Saints	0	0	0.0	0	0	0	0	0	0.0	0	0
2016	Saints	0	0	0.0	0	0	0	0	0	0.0	0	0
2017	Saints	1	18	18.0	18	0	1	0	0	0.0	0	0
2018	Ravens	1	13	13.0	13	0	0	0	0	0.0	0	0
2019	Ravens	1	19	19.0	19	0	0	0	0	0.0	0	0
2020	Ravens	1	5	5.0	5	0	0	0	0	0.0	0	0
2021	Raiders	0	0	0.0	0	0	0	0	0	0.0	0	0
NFL TOTALS		4	55	13.8	19	0	1	0	0	0.0	0	0

100-YARD RECEIVING GAMES (4): REGULAR SEASON

DATE	TEAM	NO.	YDS.	AVG.	LG	TD
10/11/15	at Eagles	6	141	23.5	59	0
12/13/15	at Buccaneers	7	122	17.4	41	0
09/11/16	RAIDERS	9	172	19.1	49	1
11/01/20	STEELERS	5	106	21.2	34	0

WILLIE SNEAD IV'S 2021 GXG REGULAR-SEASON STATISTICS (RAIDERS)

DATE	OPPONENT	P/S	RECEIVING					RUSHING					W/L	SCORE
			NO.	YDS.	AVG.	LG	TD	NO.	YDS.	AVG.	LG	TD		
09/13	Ravens	P	0	0	0.0	0	0	0	0	0.0	0	0	W	33-27+
09/19	at Steelers	P	1	14	14.0	14	0	0	0	0.0	0	0	W	26-17
09/26	Dolphins	P	0	0	0.0	0	0	0	0	0.0	0	0	W	31-28+
10/04	at Chargers	P	1	15	15.0	15	0	0	0	0.0	0	0	L	14-28
2021 TOTALS		4-0	2	29	14.5	15	0	0	0	0.0	0	0	3-1	

+ - Overtime



DAMION SQUARE

97

POSITION: DT
HT/WT: 6-2/293
ACQUIRED: FA-'21
BORN: 02/06/89

RAIDERS SEASON: 1
NFL SEASON: 9
COLLEGE: Alabama
HOMETOWN: Houston, Texas

2021: (9/19) at Pit.: Inactive...(9/26) vs. Mia.: Inactive...(10/4) at LAC: Inactive.

DAMION SQUARE'S NFL REGULAR SEASON DEFENSIVE STATISTICS

				TACKLES								INTERCEPTIONS						O. FUMB				ST					MISC		
DATE	TEAM	GP	GS	TK	S	A	TFL	YDS	SK	YDS	QBH	NO	YDS	LG	TD	PD	FF	FR	TD	YDS	TK	S	A	FF	FR	S	A		
2013	Eagles	10	0	4	4	0	1	5	0.0	0.0	0	0	0	0	0	1	0	0	0	0	0	0	0	0	0	0	0		
2014	Chiefs	0	0	0	0	0	0	0	0.0	0.0	0	0	0	0	0	0	0	0	0	0	0	0	0	0	0	0	0		
Went from Kansas City to San Diego.																													
2014	Chargers	0	0	0	0	0	0	0	0.0	0.0	0	0	0	0	0	0	0	0	0	0	0	0	0	0	0	0	0		
2014	TOTAL	0	0	0	0	0	0	0	0.0	0.0	0	0	0	0	0	0	0	0	0	0	0	0	0	0	0	0	0		
2015	Chargers	6	1	6	5	1	0	0	0.0	0.0	2	0	0	0	0	0	0	1	0	0	0	0	0	0	0	0	0		
2016	Chargers	11	7	13	8	5	4	21	2.5	16.5	4	0	0	0	0	0	0	0	0	0	0	0	0	0	0	0	0		
2017	Chargers	16	0	19	13	6	1	8	0.0	0.0	1	0	0	0	0	3	0	1	0	0	0	0	0	0	0	0	0		
2018	Chargers	16	11	31	16	15	3	9	3.0	13.5	7	0	0	0	0	3	0	0	0	0	0	0	0	0	0	0	0		
2019	Chargers	16	4	27	15	12	1	1	0.0	0.0	1	0	0	0	0	2	0	0	0	0	0	0	0	0	0	0	0		
2020	Chargers	16	1	20	9	11	1	1	1.0	1.0	2	0	0	0	0	0	0	0	0	0	0	0	0	0	0	0	0		
2021	Saints	0	0	0	0	0	0	0	0.0	0.0	0	0	0	0	0	0	0	0	0	0	0	0	0	0	0	0	0		
Went from New Orleans to Chicago.																													
2021	Bears	0	0	0	0	0	0	0	0.0	0.0	0	0	0	0	0	0	0	0	0	0	0	0	0	0	0	0	0		
2021	TOTAL	0	0	0	0	0	0	0	0.0	0.0	0	0	0	0	0	0	0	0	0	0	0	0	0	0	0	0	0		
NFL TOTALS		91	24	120	70	50	11	45	6.5	31.0	17	0	0	0	0	9	0	2	0	0	0	0	0	0	0	0	0		

DAMION SQUARE'S 2021 GXG REGULAR-SEASON STATISTICS (SAINTS/BEARS)

			TACKLES							INTERCEPTIONS					O. FUMB				ST				MISC					
DATE	OPPONENT	P/S	TK	S	A	SK	YDS	TFL	YDS	QBH	NO	YDS	LG	TD	PD	FF	FR	TD	YDS	TK	S	A	FF	FR	S	A	W/L	SCORE
09/12	Packers		DID NOT PLAY																								W	38-3
Went from Saints to Bears.																												
09/19	Bengals		2																								W	20-17
09/26	at Browns		2																								L	6-26
10/03	Lions		2																								W	24-14
2021 TOTALS			0	0	0	0.0	0.0	0	0	0	0	0	0	0	0	0	0	0	0	0	0	0	0	0	0	0	3-1	



RODERIC TEAMER

33

POSITION: S
HT/WT: 6-0/205
ACQUIRED: FA-'21
BORN: 12/05/97
RAIDERS SEASON: 1
NFL SEASON: 2
COLLEGE: Tulane
HOMETOWN: New Orleans, La.

2021: (9/13) vs. Bal.: Inactive...(9/19) at Pit.: Inactive...(9/26) vs. Mia.: Inactive...(10/4) at LAC: Made his season debut in a reserve role and recorded two tackles.

RODERIC TEAMER'S NFL REGULAR SEASON DEFENSIVE STATISTICS

				TACKLES								INTERCEPTIONS						O. FUMB				ST						MISC	
DATE	TEAM	GP	GS	TK	S	A	TFL	YDS	SK	YDS	QBH	NO	YDS	LG	TD	PD	FF	FR	TD	YDS	TK	S	A	FF	FR	S	A		
2019	Chargers	7	6	40	30	10	1	1	1.0	0.0	1	1	3	3	0	2	0	0	0	0	0	0	0	0	0	0	0		
2021	Colts	0	0	0	0	0	0	0	0.0	0.0	0	0	0	0	0	0	0	0	0	0	0	0	0	0	0	0	0		
NFL TOTALS		7	6	40	30	10	1	1	1.0	0.0	1	1	3	3	0	2	0	0	0	0	0	0	0	0	0	0	0		

RODERIC TEAMER'S 2021 GXG REGULAR-SEASON STATISTICS (COLTS)

			TACKLES							INTERCEPTIONS					O. FUMB				ST					MISC													
DATE	OPPONENT	P/S	TK	S	A	SK	YDS	TFL	YDS	QBH	NO	YDS	LG	TD	PD	FF	FR	TD	YDS	TK	S	A	FF	FR	S	A	W/L	SCORE									
09/12	Seahawks										NOT ON ROSTER																									L	16-28
09/19	Rams										NOT ON ROSTER																									L	24-27
09/26	at Titans										NOT ON ROSTER																									L	16-25
10/03	at Dolphins										NOT ON ROSTER																									W	27-17
2021 TOTALS			0	0	0	0.0	0.0	0	0	0	0	0	0	0	0	0	0	0	0	0	0	0	0	0	0	0	0	1-3									



SOLOMON THOMAS

92

POSITION: DT

HT/WT: 6-3/295

ACQUIRED: UFA -'21 (SF)

BORN: 08/26/95

RAIDERS SEASON: 1

NFL SEASON: 5

COLLEGE: Stanford

HOMETOWN: Coppell, Texas

2021: (9/13) vs. Bal.: Made his Raider debut, appearing exclusively on defense...(9/19) **at Pit.:** Recorded two tackles, one tackle for loss, two sacks and one pass defended in the win...His two sacks marked a single-game career high...(9/26) **vs. Mia.:** Combined with DE Carl Cassib to take down QB Jacoby Brissett for a loss of 6.5 yards...Finished with four stops on defense and one forced fumble...(10/4) **at LAC:** Totaled two tackles and one pass defended.

SOLOMON THOMAS' NFL REGULAR SEASON DEFENSIVE STATISTICS

				TACKLES								INTERCEPTIONS						O. FUMB				ST					MISC	
DATE	TEAM	GP	GS	TK	S	A	TFL	YDS	SK	YDS	QBH	NO	YDS	LG	TD	PD	FF	FR	TD	YDS	TK	S	A	FF	FR	S	A	
2017	49ers	14	12	41	34	7	10	23	3.0	9.0	11	0	0	0	0	0	0	1	0	0	0	0	0	0	0	0	0	
2018	49ers	16	13	31	24	7	3	10	1.0	2.0	6	0	0	0	0	0	0	0	0	0	0	0	0	0	0	0	0	
2019	49ers	16	3	21	15	6	3	10	2.0	9.0	6	0	0	0	0	0	0	0	0	0	0	0	0	0	0	0	0	
2020	49ers	2	2	2	0	2	0	0	0.0	0.0	0	0	0	0	0	0	0	0	0	0	0	0	0	0	0	0	0	
2021	Raiders	4	0	8	3	5	1	3	2.5	9.5	4	0	0	0	0	2	1	0	0	0	0	0	0	0	0	0	0	
NFL TOTALS		52	30	103	76	27	17	46	8.5	29.5	27	0	0	0	0	2	1	1	0	0	0	0	0	0	0	0	0	

SOLOMON THOMAS' 2021 GXG REGULAR-SEASON STATISTICS (RAIDERS)

			TACKLES							INTERCEPTIONS					O. FUMB				ST					MISC					
DATE	OPPONENT	P/S	TK	S	A	SK	YDS	TFL	YDS	QBH	NO	YDS	LG	TD	PD	FF	FR	TD	YDS	TK	S	A	FF	FR	S	A	W/L	SCORE	
09/13	Ravens	P	0	0	0	0.0	0.0	0	0	0	0	0	0	0	0	0	0	0	0	0	0	0	0	0	0	0	W	33-27+	
09/19	at Steelers	P	2	2	0	2.0	3.0	1	3	2	0	0	0	0	1	0	0	0	0	0	0	0	0	0	0	0	W	26-17	
09/26	Dolphins	P	4	1	3	0.5	6.5	0	0	1	0	0	0	0	0	1	0	0	0	0	0	0	0	0	0	0	W	31-28+	
10/04	at Chargers	P	2	0	2	0.0	0.0	0	0	1	0	0	0	0	1	0	0	0	0	0	0	0	0	0	0	0	L	14-28	
2021 TOTALS			4-0	8	3	5	2.5	9.5	1	3	4	0	0	0	0	2	1	0	0	0	0	0	0	0	0	0	0	3-1	

+ - Overtime



DARREN WALLER

83

POSITION: TE
HT/WT: 6-6/255
ACQUIRED: FA-'18
BORN: 09/13/92

RAIDERS SEASON: 4
NFL SEASON: 5
COLLEGE: Georgia Tech
HOMETOWN: Acworth, Ga.

2021: (9/13) vs. Bal.: Finished the night with 10 receptions for 105 yards with one TD...Registered his 11th career 100-yard receiving game and his fourth career game with 10 or more receptions...The contest marked his fourth straight game with 100-plus receiving yards, dating back to Dec. 17, 2020...(9/19) at Pit.: Started and recorded 65 yards on five receptions with a 25-yard long...(9/26) vs. Mia.: Recorded five receptions for 54 yards in the win...(10/4) at LAC: Finished with four receptions for 50 yards, adding one TD.

DARREN WALLER'S NFL REGULAR SEASON RUSHING/RECEIVING STATISTICS

DATE	TEAM	GP	GS	RECEIVING					RUSHING				
				NO.	YDS.	AVG.	LG	TD	NO.	YDS.	AVG.	LG	TD
2015	Ravens	6	1	2	18	9.0	17	0	0	0	0.0	0	0
2016	Ravens	12	3	10	85	8.5	15	2	0	0	0.0	0	0
2018	Ravens	0	0	0	0	0.0	0	0	0	0	0.0	0	0
Went from Baltimore to Oakland.													
2018	Raiders	4	0	6	75	12.5	44	0	1	21	21.0	21	0
2018	TOTAL	4	0	6	75	12.5	44	0	1	21	21.0	21	0
2019	Raiders	16	16	90	1,145	12.7	75	3	2	5	2.5	7	0
2020	Raiders	16	15	107	1,196	11.2	38t	9	0	0	0.0	0	0
2021	Raiders	4	4	24	274	11.4	25	2	0	0	0.0	0	0
NFL TOTALS		58	39	239	2,793	11.7	75	16	3	26	8.7	21	0

DARREN WALLER'S NFL REGULAR SEASON RETURN STATISTICS

KICKOFF RETURNS							PUNT RETURNS					
DATE	TEAM	RET.	YDS.	AVG.	LG	TD	NO.	FC	YDS.	AVG.	LG	TD
2015	Ravens	0	0	0.0	0	0	0	0	0	0.0	0	0
2016	Ravens	0	0	0.0	0	0	0	0	0	0.0	0	0
2018	Ravens	0	0	0.0	0	0	0	0	0	0.0	0	0
Went from Baltimore to Oakland.												
2018	Raiders	0	0	0.0	0	0	0	0	0	0.0	0	0
2018	TOTAL	0	0	0.0	0	0	0	0	0	0.0	0	0
2019	Raiders	0	0	0.0	0	0	0	0	0	0.0	0	0
2020	Raiders	0	0	0.0	0	0	0	0	0	0.0	0	0
2021	Raiders	0	0	0.0	0	0	0	0	0	0.0	0	0
NFL TOTALS		0	0	0.0	0	0	0	0	0	0.0	0	0


100-YARD RECEIVING GAMES (11): REGULAR SEASON

DATE	TEAM	NO.	YDS.	AVG.	LG	TD
09/22/19	at Vikings	13	134	10.3	30	0
10/20/19	at Packers	7	126	18.0	48	2
12/01/19	at Chiefs	7	100	14.3	24	0
12/15/19	JAGUARS	8	122	15.3	36	0
12/29/19	at Broncos	6	107	17.8	75	0
09/21/20	SAINTS	12	105	8.8	18	1
12/06/20	at Jets	13	200	15.4	38t	2
12/17/20	CHARGERS	9	150	16.7	35t	1
12/26/20	DOLPHINS	5	112	22.4	33	0
01/03/21	at Broncos	9	117	13.0	28t	1
09/13/21	RAVENS	10	105	10.5	24	1

DARREN WALLER'S 2021 GXG REGULAR-SEASON STATISTICS (RAIDERS)

DATE	OPPONENT	P/S	RECEIVING					RUSHING					W/L	SCORE
			NO.	YDS.	AVG.	LG	TD	NO.	YDS.	AVG.	LG	TD		
09/13	Ravens	S	10	105	10.5	24	1	0	0	0.0	0	0	W	33-27+
09/19	at Steelers	S	5	65	13.0	25	0	0	0	0.0	0	0	W	26-17
09/26	Dolphins	S	5	54	10.8	23	0	0	0	0.0	0	0	W	31-28+
10/04	at Chargers	S	4	50	12.5	21	1	0	0	0.0	0	0	L	14-28
2021 TOTALS		4-4	24	274	11.4	25	2	0	0	0.0	0	0	3-1	

+ - Overtime



K.J. WRIGHT

34

POSITION: LB
HT/WT: 6-4/246
ACQUIRED: FA-'21
BORN: 07/23/89

RAIDERS SEASON: 1
NFL SEASON: 11
COLLEGE: Mississippi State
HOMETOWN: Olive Branch, Miss.

2021: (9/13) vs. Bal.: Made his Raiders debut, recording two tackles in the win...**(9/19) at Pit.:** Appeared on defense in a reserve role...**(9/26) vs. Mia.:** Appeared in a reserve role on both defense and special teams...**(10/4) at LAC:** Recorded five tackles (two solo).

K.J. WRIGHT'S NFL REGULAR SEASON DEFENSIVE STATISTICS

				TACKLES								INTERCEPTIONS						O. FUMB				ST					MISC	
DATE	TEAM	GP	GS	TK	S	A	TFL	YDS	SK	YDS	QBH	NO	YDS	LG	TD	PD	FF	FR	TD	YDS	TK	S	A	FF	FR	S	A	
2011	Seahawks	16	12	61	46	15	10	0	2.0	9.0	4	0	0	0	0	3	1	1	0	30	4	4	0	0	0	0	0	
2012	Seahawks	15	15	96	66	30	8	0	1.0	13.0	3	1	24	24	0	5	1	0	0	0	2	2	0	0	0	0	0	
2013	Seahawks	13	13	80	46	34	4	12	1.5	4.5	2	0	0	0	0	4	0	1	0	0	0	0	0	0	0	0	0	
2014	Seahawks	16	16	106	73	33	5	11	2.0	8.0	2	0	0	0	0	4	3	1	0	0	1	0	1	0	0	0	0	
2015	Seahawks	16	16	116	71	45	4	13	1.0	11.0	2	0	0	0	0	3	4	2	0	4	0	0	0	0	0	0	0	
2016	Seahawks	16	16	126	72	54	12	29	4.0	7.0	8	0	0	0	0	5	1	1	0	0	0	0	0	0	0	0	0	
2017	Seahawks	15	15	108	71	37	5	14	0.0	0.0	3	1	1	1	0	6	0	1	0	0	0	0	0	0	0	0	0	
2018	Seahawks	5	5	23	15	8	2	7	0.0	0.0	0	0	0	0	0	3	0	0	0	0	0	0	0	0	0	0	0	
2019	Seahawks	16	16	132	67	65	5	11	0.0	0.0	1	3	10	11	0	11	0	0	0	0	0	0	0	0	0	0	0	
2020	Seahawks	16	16	86	60	26	11	35	2.0	8.0	3	1	7	7	0	10	1	2	0	0	0	0	0	0	0	0	0	
2021	Raiders	4	0	9	4	5	1	0	0.0	0.0	0	0	0	0	0	0	0	0	0	0	0	0	0	0	0	0	0	
NFL TOTALS		148	140	943	591	352	67	132	13.5	60.5	28	6	42	24	0	54	11	9	0	34	7	6	1	0	0	0	0	

K.J. WRIGHT'S 2021 GXG REGULAR-SEASON STATISTICS (RAIDERS)

			TACKLES								INTERCEPTIONS					O. FUMB				ST					MISC			
DATE	OPPONENT	P/S	TK	S	A	SK	YDS	TFL	YDS	QBH	NO	YDS	LG	TD	PD	FF	FR	TD	YDS	TK	S	A	FF	FR	S	A	W/L	SCORE
09/13	Ravens	P	2	1	1	0.0	0.0	0	0	0	0	0	0	0	0	0	0	0	0	0	0	0	0	0	0	0	W	33-27+
09/19	at Steelers	P	2	1	1	0.0	0.0	1	0	0	0	0	0	0	0	0	0	0	0	0	0	0	0	0	0	0	W	26-17
09/26	Dolphins	P	0	0	0	0.0	0.0	0	0	0	0	0	0	0	0	0	0	0	0	0	0	0	0	0	0	0	W	31-28+
10/04	at Chargers	P	5	2	3	0.0	0.0	0	0	0	0	0	0	0	0	0	0	0	0	0	0	0	0	0	0	0	L	14-28
2021 TOTALS		4-0	9	4	5	0.0	0.0	1	0	0	0	0	0	0	0	0	0	0	0	0	0	0	0	0	0	0	3-1	

+ - Overtime



GAME SUMMARIES



WEEK 1

Baltimore Ravens 27, Las Vegas Raiders 33 (OT)
61,756 Allegiant Stadium Sep 13, 2021



Baltimore Ravens 7 7 3 10 0 — 27
Las Vegas Raiders 0 10 0 17 6 — 33

SCORING DRIVES

TEAM	QTR	TIME	SCORING PLAY	BAL	LV
Ravens	1	01:47	T.Williams 35 yd. run (J.Tucker kick) (6-65, 2:59) (2-27, 0:53)	7	0
Ravens	2	08:52	M.Brown 10 yd. pass from L.Jackson (J.Tucker kick) (6-68, 2:38)	14	0
Raiders	2	04:14	J.Jacobs 2 yd. run (D.Carlson kick) (9-75, 4:38)	14	7
Raiders	2	00:00	D.Carlson 34 yd. Field Goal (9-48, 1:12)	14	10
Ravens	3	08:24	J.Tucker 40 yd. Field Goal (6-16, 2:24)	17	10
Raiders	4	09:18	J.Jacobs 15 yd. run (D.Carlson kick) (5-41, 2:36)	17	17
Ravens	4	06:04	L.Murray 8 yd. run (J.Tucker kick) (6-75, 3:14)	24	17
Raiders	4	03:44	D.Waller 10 yd. pass from D.Carr (D.Carlson kick) (9-75, 2:20)	24	24
Ravens	4	00:37	J.Tucker 47 yd. Field Goal (8-46, 3:07)	27	24
Raiders	4	00:02	D.Carlson 55 yd. Field Goal (5-38, 0:35)	27	27
Raiders	OT	03:38	Z.Jones 31 yd. pass from D.Carr	27	33

BALTIMORE RAVENS

PASSING	ATT	CP	YDS	SK/YD	TD	LG	INT	RTG
Lamar Jackson	30	19	235	3/18	1	49	0	98.6
TOTAL	30	19	235	3/18	1	49	0	98.6

RUSHING	ATT	YDS	AVG	LG	TD
Lamar Jackson	12	86	7.2	28	0
Ty'Son Williams	9	65	7.2	35t	1
Lataavius Murray	10	28	2.8	8t	1
Trenton Cannon	2	5	2.5	3	0
Marquise Brown	1	5	5.0	5	0
TOTAL	34	189	5.6	35T	2

RECEIVING	NO	YDS	AVG	LG	TD
Marquise Brown	6	69	11.5	29	1
Sammy Watkins	4	96	24.0	49	0
Ty'Son Williams	3	29	9.7	21	0
Mark Andrews	3	20	6.7	10	0
Patrick Ricard	2	15	7.5	9	0
Devin Duvernay	1	6	6.0	6	0
TOTAL	19	235	12.4	49	1

PUNTING	NO	YDS	AVG	TB	I20	LG
Sam Koch	4	179	44.8	0	1	49
TOTAL	4	179	44.8	0	1	49

KICKOFF RETURNS	NO	YDS	AVG	LG	TD
No Kickoff Returns					

PUNT RETURNS	NO	YDS	AVG	LG	TD
Devin Duvernay	4	67	16.8	30	0
TOTAL	4	67	16.8	30	0

TOP DEFENSE	TOT	SOLO	AST	SCK	YDS	INT
Marlon Humphrey	9	6	3	0.0	0.0	0
Patrick Queen	9	6	3	1.0	13.0	0
Anthony Averett	7	6	1	0.0	0.0	1

FIELD GOALS	FGM/FGA	PERCENT	RESULTS
Justin Tucker	2-2	100.0	40G, 47G
TOTAL	2-2	100.0	

SACKS

Patrick Queen [1.0/13.0], Odafe Oweh [1.0/2.0], Pernell McPhee [1.0/11.0]

LAS VEGAS RAIDERS

PASSING	ATT	CP	YDS	SK/YD	TD	LG	INT	RTG
Derek Carr	56	34	435	3/26	2	37	1	89.5
TOTAL	56	34	435	3/26	2	37	1	89.5

RUSHING	ATT	YDS	AVG	LG	TD
Josh Jacobs	10	34	3.4	15t	2
Marcus Mariota	1	31	31.0	31	0
Kenyan Drake	6	11	1.8	6	0
Derek Carr	4	6	1.5	4	0
TOTAL	21	82	3.9	31	2

RECEIVING	NO	YDS	AVG	LG	TD
Darren Waller	10	105	10.5	24	1
Hunter Renfrow	6	70	11.7	27	0
Kenyan Drake	5	59	11.8	21	0
Bryan Edwards	4	81	20.3	32	0
Alec Ingold	4	22	5.5	9	0
Henry Ruggs III	2	46	23.0	37	0
Zay Jones	2	46	23.0	31t	1
Josh Jacobs	1	6	6.0	6	0
TOTAL	34	435	12.8	37	2

PUNTING	NO	YDS	AVG	TB	I20	LG
AJ Cole	6	316	52.7	0	2	67
TOTAL	6	316	52.7	0	2	67

KICKOFF RETURNS	NO	YDS	AVG	TB	LG	TD
Henry Ruggs III	2	33	16.5	20	0	
TOTAL	2	33	16.5	20	0	

PUNT RETURNS	NO	YDS	AVG	LG	TD
Hunter Renfrow	2	10	5.0	7	0
TOTAL	2	10	5.0	7	0

TOP DEFENSE	TOT	SOLO	AST	SCK	YDS	INT
Cory Littleton	10	4	6	0.0	0.0	0
Denzel Perryman	10	5	5	0.0	0.0	0
Johnathan Abram	9	5	4	0.0	0.0	0

FIELD GOALS	FGM/FGA	PERCENT	RESULTS
Daniel Carlson	2-2	100.0	34G, 55G
TOTAL	2-2	100.0	

SACKS

Maxx Crosby [2.0/12.0], Carl Nassib [1.0/6.0]

TEAM STATISTICS

	RAVENS	RAIDERS
First Downs	20	26
3rd-Down Eff. (Made/Att/Pct)	3/12/25%	7/15/47%
4th-Down Eff. (Made/Att/Pct)	1/2/50%	0/1/0%
Total Net Yards	406	491
Total Plays	67	80
Yards Per Play	6.1	6.1
Rushes/Net Yards	34/189	21/82
Net Passing	217	409
Pass Attempts/Completions	30/19	56/34
Had Intercepted	0	1
Sacked/Yards Lost	3/18	3/26
Punts/Average	4/44.8	6/52.7
Penalties/Yards	5/71	10/62
Fumbles/Lost	4/2	1/0
Possession Time	32:14	34:08



WEEK 2
Las Vegas Raiders 26, Pittsburgh Steelers 17
63,707 🏡 Heinz Field 🏡 Sep 19, 2021



Las Vegas Raiders	3	6	7	10	—	26
Pittsburgh Steelers	0	7	0	10	—	17

SCORING DRIVES

TEAM	QTR	TIME	SCORING PLAY	LV	PIT
Raiders	1	03:10	D.Carlson 46 yd. Field Goal (5-12, 2:34)	3	0
Raiders	2	09:34	D.Carlson 33 yd. Field Goal (8-47, 3:58)	6	0
Steelers	2	06:25	J.Smith-Schuster 3 yd. run (C.Boswell kick) (7-75, 3:09)	6	7
Raiders	2	00:02	D.Carlson 41 yd. Field Goal (13-53, 6:23)	9	7
Raiders	3	05:02	F.Moreau 9 yd. pass from D.Carr (D.Carlson kick) (7-82, 4:09)	16	7
Steelers	4	11:15	N.Harris 25 yd. pass from B.Roethlisberger (C.Boswell kick) (5-80, 1:41)	16	14
Raiders	4	09:35	H.Ruggs 61 yd. pass from D.Carr (D.Carlson kick) (5-75, 1:40)	23	14
Steelers	4	03:42	C.Boswell 56 yd. Field Goal (8-30, 2:09)	23	17
Raiders	4	00:20	D.Carlson 45 yd. Field Goal (7-46, 3:22)	26	17

LAS VEGAS RAIDERS

PASSING	ATT	CP	YDS	SK/YD	TD	LG	INT	RTG
Derek Carr	37	28	382	2/9	2	61t	0	126.2
TOTAL	37	28	382	2/9	2	61T	0	126.2

RUSHING	ATT	YDS	AVG	LG	TD
Peyton Barber	13	32	2.5	13	0
Kenyan Drake	7	9	1.3	5	0
Derek Carr	4	9	2.3	5	0
Henry Ruggs III	1	2	2.0	2	0
TOTAL	25	52	2.1	13	0

RECEIVING	NO	YDS	AVG	LG	TD
Henry Ruggs III	5	113	22.6	61t	1
Darren Waller	5	65	13.0	25	0
Hunter Renfrow	5	57	11.4	23	0
Kenyan Drake	5	46	9.2	13	0
Bryan Edwards	3	40	13.3	18	0
Foster Moreau	2	34	17.0	25	1
Derek Carrier	2	13	6.5	9	0
Willie Snead IV	1	14	14.0	14	0
TOTAL	28	382	13.6	61T	2

PUNTING	NO	YDS	AVG	TB	I20	LG
AJ Cole	4	190	47.5	1	2	55
TOTAL	4	190	47.5	1	2	55

KICKOFF RETURNS	NO	YDS	AVG	LG	TD
Henry Ruggs III	1	22	22.0	22	0
TOTAL	1	22	22.0	22	0

PUNT RETURNS	NO	YDS	AVG	LG	TD
Hunter Renfrow	2	26	13.0	16	0
TOTAL	2	26	13.0	16	0

TOP DEFENSE	TOT	SOLO	AST	SCK	YDS	INT
Denzel Perryman	12	6	6	0.0	0.0	0
Johnathan Abram	7	5	2	0.0	0.0	0
Trayvon Mullen Jr.	7	6	1	0.0	0.0	1

FIELD GOALS	FGM/FGA	PERCENT	RESULTS
Daniel Carlson	4-4	100.0	46G, 33G, 41G, 45G
TOTAL	4-4	100.0	

SACKS

Solomon Thomas [2.0/3.0]

PITTSBURGH STEELERS

PASSING	ATT	CP	YDS	SK/YD	TD	LG	INT	RTG
Ben Roethlisberger	40	27	295	2/3	1	52	1	87.0
TOTAL	40	27	295	2/3	1	52	1	87.0

RUSHING	ATT	YDS	AVG	LG	TD
Najee Harris	10	38	3.8	14	0
JuJu Smith-Schuster	1	3	3.0	3t	1
Benny Snell Jr.	2	1	0.5	1	0
Chase Claypool	1	-3	-3.0	-3	0
TOTAL	14	39	2.8	14	1

RECEIVING	NO	YDS	AVG	LG	TD
Diontae Johnson	9	105	11.7	41	0
JuJu Smith-Schuster	6	41	6.8	17	0
Najee Harris	5	43	8.6	25t	1
Pat Freiermuth	4	36	9.0	14	0
Chase Claypool	3	70	23.3	52	0
TOTAL	27	295	10.9	52	1

PUNTING	NO	YDS	AVG	TB	I20	LG
Pressley Harvin III	4	197	49.3	0	3	59
TOTAL	4	197	49.3	0	3	59

KICKOFF RETURNS	NO	YDS	AVG	TB	LG	TD
Ray-Ray McCloud	4	92	23.0	28	0	
TOTAL	4	92	23.0	28	0	

PUNT RETURNS	NO	YDS	AVG	LG	TD
Ray-Ray McCloud	2	21	10.5	15	0
TOTAL	2	21	10.5	15	0

TOP DEFENSE	TOT	SOLO	AST	SCK	YDS	INT
Joe Schobert	10	6	4	0.0	0.0	0
Robert Spillane	10	7	3	0.0	0.0	0
Cameron Heyward	7	4	3	0.0	0.0	0

FIELD GOALS	FGM/FGA	PERCENT	RESULTS
Chris Boswell	1-1	100.0	56G
TOTAL	1-1	100.0	

SACKS

Melvin Ingram III [1.0/8.0], T.J. Watt [1.0/1.0]

TEAM STATISTICS

	RAIDERS	STEELERS
First Downs	22	17
3rd-Down Eff. (Made/Att/Pct)	5/13/38%	5/12/42%
4th-Down Eff. (Made/Att/Pct)	1/1/100%	0/1/0%
Total Net Yards	425	331
Total Plays	64	56
Yards Per Play	6.6	5.9
Rushes/Net Yards	25/52	14/39
Net Passing	373	292
Pass Attempts/Completions	37/28	40/27
Had Intercepted	0	1
Sacked/Yards Lost	2/9	2/3
Punts/Average	4/47.5	4/49.3
Penalties/Yards	5/40	5/43
Fumbles/Lost	2/0	1/0
Possession Time	34:22	25:38



WEEK 3
Miami Dolphins 28, Las Vegas Raiders 31 (OT)
59,311 Allegiant Stadium Sep 26, 2021



Miami Dolphins	14	0	0	11	3	—	28
Las Vegas Raiders	2	10	7	6	6	—	31

SCORING DRIVES

TEAM	QTR	TIME	SCORING PLAY	MIA	LV
Dolphins	1	06:34	E.Roberts 85 yd. interception return (J.Sanders kick)	7	0
Dolphins	1	03:07	M.Brown 24 yd. run (J.Sanders kick) (4-34, 1:42)	14	0
Raiders	1	00:32	J.Waddle tackled in end zone by C.Hayward for a Safety	14	2
Raiders	2	11:36	D.Carlson 50 yd. Field Goal (9-31, 3:56)	14	5
Raiders	2	01:56	A.Ingold 1 yd. pass from D.Carr (D.Carlson kick) (10-95, 4:24)	14	12
Raiders	3	07:17	H.Renfrow 12 yd. pass from D.Carr (D.Carlson kick) (9-72, 5:16)	14	19
Raiders	4	13:47	P.Barber 1 yd. run (kick failed, wr) (11-84, 6:05)	14	25
Dolphins	4	08:30	J.Sanders 46 yd. Field Goal (11-47, 5:17)	17	25
Dolphins	4	00:02	J.Brissett 1 yd. run (J.Brissett-W.Fuller pass) (13-82, 3:20)	25	25
Raiders	OT	06:27	D.Carlson 38 yd. Field Goal (8-55, 3:33)	25	28
Dolphins	OT	02:49	J.Sanders 50 yd. Field Goal (11-43, 3:38)	28	28
Raiders	OT	00:00	D.Carlson 22 yd. Field Goal (8-72, 2:49)	28	31

MIAMI DOLPHINS

PASSING	ATT	CP	YDS	SK/YD	TD	LG	INT	RTG
Jacoby Brissett	49	32	215	2/18	0	27	0	74.8
TOTAL	49	32	215	2/18	0	27	0	74.8

RUSHING	ATT	YDS	AVG	LG	TD
Myles Gaskin	13	65	5.0	15	0
Jacoby Brissett	7	37	5.3	19	1
Malcolm Brown	7	31	4.4	24t	1
TOTAL	27	133	4.9	24T	2

RECEIVING	NO	YDS	AVG	LG	TD
Jaylen Waddle	12	58	4.8	9	0
Mike Gesicki	10	86	8.6	27	0
DeVante Parker	4	42	10.5	15	0
William Fuller V	3	20	6.7	10	0
Myles Gaskin	3	9	3.0	4	0
TOTAL	32	215	6.7	27	0

PUNTING	NO	YDS	AVG	TB	I20	LG
Michael Palardy	4	155	38.8	0	3	50
TOTAL	4	155	38.8	0	3	50

KICKOFF RETURNS	NO	YDS	AVG	LG	TD
Jakeem Grant Sr.	1	15	15.0	15	0
TOTAL	1	15	15.0	15	0

PUNT RETURNS	NO	YDS	AVG	LG	TD
Jakeem Grant Sr.	3	27	9.0	12	0
TOTAL	3	27	9.0	12	0

TOP DEFENSE	TOT	SOLO	AST	SCK	YDS	INT
Zach Sieler	9	4	5	0.0	0.0	0
Jerome Baker	8	5	3	0.0	0.0	0
Christian Wilkins	7	6	1	1.0	7.0	0

FIELD GOALS	FGM/FGA	PERCENT	RESULTS
Jason Sanders	2-3	66.7	48RU, 46G, 50G
TOTAL	2-3	66.7	

SACKS

Christian Wilkins [1.0/7.0], Brandon Jones [2.0/22.0]

LAS VEGAS RAIDERS

PASSING	ATT	CP	YDS	SK/YD	TD	LG	INT	RTG
Derek Carr	43	26	386	3/29	2	34	1	95.7
TOTAL	43	26	386	3/29	2	34	1	95.7

RUSHING	ATT	YDS	AVG	LG	TD
Peyton Barber	23	111	4.8	27	1
Kenyan Drake	8	24	3.0	6	0
Henry Ruggs III	1	7	7.0	7	0
Alec Ingold	1	0	0.0	0	0
Derek Carr	2	-2	-1.0	-1	0
TOTAL	35	140	4.0	27	1

RECEIVING	NO	YDS	AVG	LG	TD
Hunter Renfrow	5	77	15.4	25	1
Darren Waller	5	54	10.8	23	0
Henry Ruggs III	4	78	19.5	23	0
Bryan Edwards	3	89	29.7	34	0
Kenyan Drake	3	33	11.0	16	0
Peyton Barber	3	31	10.3	23	0
Zay Jones	1	15	15.0	15	0
Foster Moreau	1	8	8.0	8	0
Alec Ingold	1	1	1.0	1t	1
TOTAL	26	386	14.8	34	2

PUNTING	NO	YDS	AVG	TB	I20	LG
AJ Cole	4	216	54.0	0	2	67
TOTAL	4	216	54.0	0	2	67

KICKOFF RETURNS	NO	YDS	AVG	TB	LG	TD
Henry Ruggs III	1	15	15.0	15	0	0
TOTAL	1	15	15.0	15	0	0

PUNT RETURNS	NO	YDS	AVG	LG	TD
Hunter Renfrow	2	9	4.5	7	0
TOTAL	2	9	4.5	7	0

TOP DEFENSE	TOT	SOLO	AST	SCK	YDS	INT
Denzel Perryman	14	10	4	0.0	0.0	0
Cory Littleton	10	7	3	0.0	0.0	0
Johnathan Abram	7	3	4	0.0	0.0	0

FIELD GOALS	FGM/FGA	PERCENT	RESULTS
Daniel Carlson	3-3	100.0	50G, 38G, 22G
TOTAL	3-3	100.0	

SACKS

Carl Nassib [0.5/6.5], Quinton Jefferson [1.0/5.0], Solomon Thomas [0.5/6.5]

TEAM STATISTICS

DOLPHINS RAIDERS

First Downs	22	28
3rd-Down Eff. (Made/Att/Pct)	6/18/33%	8/15/53%
4th-Down Eff. (Made/Att/Pct)	3/4/75%	0/1/0%
Total Net Yards	330	497
Total Plays	78	81
Yards Per Play	4.2	6.1
Rushes/Net Yards	27/133	35/140
Net Passing	197	357
Pass Attempts/Completions	49/32	43/26
Had Intercepted	0	1
Sacked/Yards Lost	2/18	3/29
Punts/Average	4/38.8	4/54.0
Penalties/Yards	8/68	8/104
Fumbles/Lost	2/0	2/0
Possession Time	31:13	38:47



WEEK 4
Las Vegas Raiders 14, Los Angeles Chargers 28
70,240 SoFi Stadium Oct 4, 2021



Las Vegas Raiders 0 0 14 0 — 14
 Los Angeles Chargers 7 14 0 7 — 28

SCORING DRIVES

TEAM	QTR	TIME	SCORING PLAY	LV	LAC
Chargers	1	08:01	D.Parham 4 yd. pass from J.Herbert (T.Vizcaino kick) (12-75, 6:59)	0	7
Chargers	2	04:16	J.Cook 10 yd. pass from J.Herbert (T.Vizcaino kick) (6-80, 3:35)	0	14
Chargers	2	00:29	A.Ekeler 14 yd. pass from J.Herbert (T.Vizcaino kick) (9-69, 2:15)	0	21
Raiders	3	09:01	H.Renfrow 10 yd. pass from D.Carr (D.Carson kick) (11-78, 5:59)	7	21
Raiders	3	01:44	D.Waller 3 yd. pass from D.Carr (D.Carson kick) (6-81, 2:55)	14	21
Chargers	4	05:20	A.Ekeler 11 yd. run (T.Vizcaino kick) (10-58, 5:18)	14	28

LAS VEGAS RAIDERS

PASSING	ATT	CP	YDS	SK/YD	TD	LG	INT	RTG
Derek Carr	34	21	196	4/31	2	51	1	84.9
TOTAL	34	21	196	4/31	2	51	1	84.9

RUSHING	ATT	YDS	AVG	LG	TD
Josh Jacobs	13	40	3.1	10	0
Derek Carr	3	6	2.0	3	0
Kenyan Drake	1	2	2.0	2	0
Peyton Barber	1	0	0.0	0	0
TOTAL	18	48	2.7	10	0

RECEIVING	NO	YDS	AVG	LG	TD
Hunter Renfrow	6	45	7.5	12	1
Josh Jacobs	5	17	3.4	9	0
Darren Waller	4	50	12.5	21	1
Henry Ruggs III	3	60	20.0	51	0
Willie Snead IV	1	15	15.0	15	0
Zay Jones	1	5	5.0	5	0
Bryan Edwards	1	4	4.0	4	0
TOTAL	21	196	9.3	51	2

PUNTING	NO	YDS	AVG	TB	I20	LG
AJ Cole	5	256	51.2	0	1	56
TOTAL	5	256	51.2	0	1	56

KICKOFF RETURNS	NO	YDS	AVG	LG	TD
Kenyan Drake	3	68	22.7	31	0
Peyton Barber	1	25	25.0	25	0
TOTAL	4	93	23.3	31	0

PUNT RETURNS	NO	YDS	AVG	LG	TD
Hunter Renfrow	3	22	7.3	17	0
Nick Kwiatkoski	1	6	6.0	6	0
TOTAL	4	28	7.0	17	0

TOP DEFENSE	TOT	SOLO	AST	SCK	YDS	INT
Cory Littleton	12	8	4	0.0	0.0	0
Denzel Perryman	12	8	4	0.0	0.0	0
Johnathan Abram	8	4	4	0.0	0.0	0

FIELD GOALS	FGM/FGA	PERCENT	RESULTS
Daniel Carlson	0-1	0.0	52WL
TOTAL	0-1	0.0	

SACKS

Darius Philon [2.0/10.0]

LOS ANGELES CHARGERS

PASSING	ATT	CP	YDS	SK/YD	TD	LG	INT	RTG
Justin Herbert	38	25	222	2/10	3	34	0	107.6
Ty Long	1	0	0	0/0	0	0	0	39.6
TOTAL	39	25	222	2/10	3	34	0	104.9

RUSHING	ATT	YDS	AVG	LG	TD
Austin Ekeler	15	117	7.8	20	1
Larry Rountree III	11	31	2.8	9	0
Jalen Guyton	2	20	10.0	21	0
Justin Herbert	3	4	1.3	6	0
Justin Jackson	3	-4	-1.3	0	0
TOTAL	34	168	4.9	21	1

RECEIVING	NO	YDS	AVG	LG	TD
Keenan Allen	7	36	5.1	9	0
Jared Cook	6	70	11.7	22	1
Justin Jackson	4	17	4.3	7	0
Austin Ekeler	3	28	9.3	14t	1
Donald Parham Jr.	2	17	8.5	13	1
Stephen Anderson	1	34	34.0	34	0
Mike Williams	1	11	11.0	11	0
Jalen Guyton	1	9	9.0	9	0
TOTAL	25	222	8.9	34	3

PUNTING	NO	YDS	AVG	TB	I20	LG
Tristan Vizcaino	1	32	32.0	0	1	32
TOTAL	1	32	32.0	0	1	32

KICKOFF RETURNS	NO	YDS	AVG	TB	LG	TD
Larry Rountree III	2	35	17.5	24	0	0
TOTAL	2	35	17.5	24	0	0

PUNT RETURNS	NO	YDS	AVG	LG	TD
KJ Hill Jr.	2	20	10.0	11	0
TOTAL	2	20	10.0	11	0

TOP DEFENSE	TOT	SOLO	AST	SCK	YDS	INT
Derwin James Jr.	6	3	3	0.0	0.0	1
Drue Tranquill	5	3	2	0.0	0.0	0
Linval Joseph	5	3	2	0.0	0.0	0

FIELD GOALS	FGM/FGA	PERCENT	RESULTS
			No Field Goals

SACKS

Christian Covington [1.0/6.0], Jerry Tillery [1.0/10.0], Tyler Fackrell [1.0/3.0], Joey Bosa [1.0/12.0]

TEAM STATISTICS

	RAIDERS	CHARGERS
First Downs	13	25
3rd-Down Eff. (Made/Att/Pct)	4/13/31%	4/13/31%
4th-Down Eff. (Made/Att/Pct)	1/3/33%	2/3/67%
Total Net Yards	213	380
Total Plays	56	75
Yards Per Play	3.8	5.1
Rushes/Net Yards	18/48	34/168
Net Passing	165	212
Pass Attempts/Completions	34/21	39/25
Had Intercepted	1	0
Sacked/Yards Lost	4/31	2/10
Punts/Average	5/51.2	6/42.2
Penalties/Yards	7/58	7/105
Fumbles/Lost	2/0	0/0
Possession Time	25:18	34:42



LAST WEEK'S GAME

National Football League Game Summary

NFL Copyright © 2021 by The National Football League. All rights reserved. This summary and play-by-play is for the express purpose of assisting media in their coverage of the game; any other use of this material is prohibited without the written permission of the National Football League.

Date: Monday, 10/4/2021

Las Vegas Raiders at Los Angeles Chargers
at SoFi Stadium, Inglewood, CA

Start Time: 5:50 PM PDT

Game Day Weather

Game Weather: Clear

Temp: 72° F (22.2° C) Humidity: 49%, Wind: W 4 mph

Played Retractable Roof - Closed on Turf: Matrix T

Outdoor Weather: Rain,

Officials

Referee: Hussey, John (35)

Umpire: Eck, Alan (76)

Down Judge: Thomas, Sarah (53)

Line Judge: Johnson, Carl (101)

Field Judge: Walker, Jabir (26)

Side Judge: Baynes, Allen (56)

Back Judge: Freeman, Brad (88)

Replay Official: Nicholson, James (0)

Lineups

Las Vegas Raiders						Los Angeles Chargers					
Offense			Defense			Offense			Defense		
WR	11	H.Ruggs	DE	98	M.Crosby	WR	13	K.Allen	EDGE	42	U.Nwosu
WR	13	H.Renfrow	DT	77	Q.Jefferson	TE	87	J.Cook	DL	98	L.Joseph
TE	83	D.Waller	NT	90	J.Hankins	LT	70	R.Slater	DL	99	J.Tillery
LT	74	K.Miller	DE	91	Y.Ngakoue	LG	71	M.Feller	EDGE	97	J.Bosa
LG	76	J.Simpson	MLB	52	D.Perryman	C	63	C.Linsley	LB	49	D.Tranquill
C	68	A.James	WLB	42	C.Littleton	RG	76	O.Aboushi	LB	44	K.White
RG	72	J.Elumunor	LCB	27	T.Mullen	RT	74	S.Norton	CB	43	M.Davis
RT	70	A.Leatherwood	RCB	29	C.Hayward	WR	15	J.Guyton	CB	26	A.Samuel
TE	89	B.Edwards	CB	39	N.Hobbs	WR	81	M.Williams	S	24	N.Adderley
QB	4	D.Carr	FS	25	T.Moehrig	QB	10	J.Herbert	S	33	D.James
RB	28	J.Jacobs	SS	24	J.Abram	RB	30	A.Ekeler	S	32	A.Gilman

Substitutions

K 2 D.Carlson, LB 5 D.Deablo, P 6 A.Cole, WR 7 Z.Jones, WR 17 W.Snead, CB 20 D.Arnette, CB 21 A.Robertson, RB 23 K.Drake, RB 31 P.Barber, S 32 D.Leavitt, S 33 R.Teamer, LB 34 K.Wright, S 37 T.Gillespie, LB 44 N.Kwiatkoski, FB 45 A.Ingold, LS 47 T.Sieg, G 60 J.Simmons, C 66 N.Martin, T 75 B.Parker, TE 85 D.Carrier, TE 87 F.Moreau, DT 92 S.Thomas, DE 94 C.Nassib, DT 96 D.Philon, DE 99 C.Ferrell

Substitutions

P 1 T.Long, WR 5 J.Palmer, K 16 T.Vizcaino, CB 20 T.Campbell, RB 22 J.Jackson, DB 29 M.Webb, LB 31 N.Niemann, RB 35 L.Rountree, DB 36 T.Marshall, CB 37 K.Hall, FB 40 G.Nabers, OLB 52 K.Fackrell, LS 54 M.Overton, LB 57 A.Ogbongbemiga, C/G 61 S.Quessenberry, G/T 72 M.Schofield, T 79 T.Pipkins, TE 82 S.Anderson, WR 84 K.Hill, TE 89 D.Parham, DL 91 F.Merrill, DL 92 J.Gaziano, OLB 94 C.Rumph, DL 95 C.Covington, DL 96 B.Fehoko

Did Not Play

QB 3 N.Peterman

Did Not Play

QB 4 C.Daniel

Not Active

DE 51 M.Koonce, T 78 J.Barton, TE 82 N.Bowers, DT 97 D.Square

Not Active

QB 2 E.Stick, CB 25 C.Harris, RB 27 J.Kelley, G/T 64 B.Jaimes, TE 88 T.McKitty

Field Goals (made () & missed)

D.Carlson		52WL					
			1	2	3	4	OT
VISITOR:	Las Vegas Raiders		0	0	14	0	0
HOME:	Los Angeles Chargers		7	14	0	7	0
							Total
							14
							28

Scoring Plays

Team	Qtr	Time	Play Description (Extra Point) (Drive Info)	Visitor	Home
Chargers	1	8:01	D.Parham 4 yd. pass from J.Herbert (T.Vizcaino kick) (12-75, 6:59)	0	7
Chargers	2	4:16	J.Cook 10 yd. pass from J.Herbert (T.Vizcaino kick) (6-80, 3:35)	0	14
Chargers	2	0:29	A.Ekeler 14 yd. pass from J.Herbert (T.Vizcaino kick) (9-69, 2:15)	0	21
Raiders	3	9:01	H.Renfrow 10 yd. pass from D.Carr (D.Carlson kick) (11-78, 5:59)	7	21
Raiders	3	1:44	D.Waller 3 yd. pass from D.Carr (D.Carlson kick) (6-81, 2:55)	14	21
Chargers	4	5:20	A.Ekeler 11 yd. run (T.Vizcaino kick) (10-58, 5:18)	14	28

Paid Attendance: 70,240

Time: 2:58

Las Vegas Raiders vs Los Angeles Chargers
10/4/2021 at SoFi Stadium

Final Individual Statistics

Las Vegas Raiders

RUSHING	ATT	YDS	AVG	LG	TD
J.Jacobs	13	40	3.1	10	0
D.Carr	3	6	2.0	3	0
K.Drake	1	2	2.0	2	0
P.Barber	1	0	0.0	0	0
Total	18	48	2.7	10	0

PASSING	ATT	CMP	YDS	SK/YD	TD	LG	IN	RT
D.Carr	34	21	196	4/31	2	51	1	84.9
Total	34	21	196	4/31	2	51	1	84.9

PASS RECEIVING	TAR	REC	YDS	AVG	LG	TD
H.Renfrow	8	6	45	7.5	12	1
J.Jacobs	5	5	17	3.4	9	0
D.Waller	7	4	50	12.5	21	1
H.Ruggs	6	3	60	20.0	51	0
W.Snead	1	1	15	15.0	15	0
Z.Jones	1	1	5	5.0	5	0
B.Edwards	4	1	4	4.0	4	0
Total	32	21	196	9.3	51	2

INTERCEPTIONS	NO	YDS	AVG	LG	TD
Total	0	0	0	0	0

PUNTING	NO	YDS	AVG	NET	TB	IN20	LG
A.Cole	5	256	51.2	47.2	0	1	56
Total	5	256	51.2	47.2	0	1	56

PUNT RETURNS	NO	YDS	AVG	FC	LG	TD
H.Renfrow	3	22	7.3	0	17	0
N.Kwiatkoski	1	6	6.0	0	6	0
[DOWNED]	2	0	0.0	0	0	0
Total	4	28	7.0	0	17	0

KICKOFF RETURNS	NO	YDS	AVG	FC	LG	TD
K.Drake	3	68	22.7	0	31	0
P.Barber	1	25	25.0	0	25	0
[TOUCHBACK]	1	0	0.0	0	0	0
Total	4	93	23.3	0	31	0

Los Angeles Chargers

RUSHING	ATT	YDS	AVG	LG	TD
A.Ekeler	15	117	7.8	20	1
L.Rountree	11	31	2.8	9	0
J.Guyton	2	20	10.0	21	0
J.Herbert	3	4	1.3	6	0
J.Jackson	3	-4	-1.3	0	0
Total	34	168	4.9	21	1

PASSING	ATT	CMP	YDS	SK/YD	TD	LG	IN	RT
J.Herbert	38	25	222	2/10	3	34	0	107.6
T.Long	1	0	0	0/0	0	0	0	39.6
Total	39	25	222	2/10	3	34	0	104.9

PASS RECEIVING	TAR	REC	YDS	AVG	LG	TD
K.Allen	11	7	36	5.1	9	0
J.Cook	7	6	70	11.7	22	1
J.Jackson	4	4	17	4.3	7	0
A.Ekeler	5	3	28	9.3	14	1
D.Parham	3	2	17	8.5	13	1
S.Anderson	1	1	34	34.0	34	0
M.Williams	4	1	11	11.0	11	0
J.Guyton	2	1	9	9.0	9	0
T.Campbell	1	0	0	0.0	0	0
Total	38	25	222	8.9	34	3

INTERCEPTIONS	NO	YDS	AVG	LG	TD
D.James	1	15	15.0	15	0
Total	1	15	15.0	15	0

PUNTING	NO	YDS	AVG	NET	TB	IN20	LG
T.Long	5	221	44.2	39.8	0	3	58
T.Vizcaino	1	32	32.0	26.0	0	1	32
Total	6	253	42.2	37.5	0	4	58

PUNT RETURNS	NO	YDS	AVG	FC	LG	TD
K.Hill	2	20	10.0	2	11	0
[OUT OF BOUNDS]	1	0	0.0	0	0	0
Total	2	20	10.0	2	11	0

KICKOFF RETURNS	NO	YDS	AVG	FC	LG	TD
L.Rountree	2	35	17.5	0	24	0
[TOUCHBACK]	1	0	0.0	0	0	0
Total	2	35	17.5	0	24	0

Las Vegas Raiders

FUMBLES	FUM	LOST	OWN-REC	YDS	TD	FORCED	OPP-REC	YDS	TD	OUT-BDS
D.Carr	1	0	0	0	0	0	0	0	0	0
H.Renfrow	1	0	0	0	0	0	0	0	0	1
J.Simpson	0	0	1	0	0	0	0	0	0	0
Total	2	0	1	0	0	0	0	0	0	1

Los Angeles Chargers

FUMBLES	FUM	LOST	OWN-REC	YDS	TD	FORCED	OPP-REC	YDS	TD	OUT-BDS
J.Bosa	0	0	0	0	0	1	0	0	0	0
Total	0	0	0	0	0	1	0	0	0	0

Las Vegas Raiders vs Los Angeles Chargers
10/4/2021 at SoFi Stadium

Final Team Statistics

	Visitor Raiders	Home Chargers
TOTAL FIRST DOWNS	13	25
By Rushing	2	11
By Passing	8	13
By Penalty	3	1
THIRD DOWN EFFICIENCY	4-13-30.8%	4-13-30.8%
FOURTH DOWN EFFICIENCY	1-3-33.3%	2-3-66.7%
TOTAL NET YARDS	213	380
Total Offensive Plays (inc. times thrown passing)	56	75
Average gain per offensive play	3.8	5.1
NET YARDS RUSHING	48	168
Total Rushing Plays	18	34
Average gain per rushing play	2.7	4.9
Tackles for a loss-number and yards	1-1	4-7
NET YARDS PASSING	165	212
Times thrown - yards lost attempting to pass	4-31	2-10
Gross yards passing	196	222
PASS ATTEMPTS-COMPLETIONS-HAD INTERCEPTED	34-21-1	39-25-0
Avg gain per pass play (inc.# thrown passing)	4.3	5.2
KICKOFFS Number-In End Zone-Touchbacks	3-1-1	5-3-1
PUNTS Number and Average	5-51.2	6-42.2
Had Blocked	0	0
FGs - PATs Had Blocked	0-0	0-0
Net Punting Average	47.2	37.5
TOTAL RETURN YARDAGE (Not Including Kickoffs)	28	35
No. and Yards Punt Returns	4-28	2-20
No. and Yards Kickoff Returns	4-93	2-35
No. and Yards Interception Returns	0-0	1-15
PENALTIES Number and Yards	7-58	7-105
FUMBLES Number and Lost	2-0	0-0
TOUCHDOWNS	2	4
Rushing	0	1
Passing	2	3
EXTRA POINTS Made-Attempts	2-2	4-4
Kicking Made-Attempts	2-2	4-4
FIELD GOALS Made-Attempts	0-1	0-0
RED ZONE EFFICIENCY	2-2-100%	4-5-80%
GOAL TO GO EFFICIENCY	1-1-100%	1-1-100%
SAFETIES	0	0
FINAL SCORE	14	28
TIME OF POSSESSION	25:18	34:42

Las Vegas Raiders vs Los Angeles Chargers
10/4/2021 at SoFi Stadium

Ball Possession And Drive Chart

Las Vegas Raiders

#	Time Recd	Time Lost	Time Poss	How Ball Obtained	Drive Began	# Play	Yds Gain	Yds Pen	Net Yds	1st Down	Last Scrm	How Given Up
1	8:01	6:21	1:40	Kickoff	LV 30	3	3	0	3	0	LV 33	Punt
2	5:24	4:05	1:19	Punt	LV 23	3	-8	0	-8	0	LV 15	Punt
3	1:59	14:50	2:09	Downs	LV 41	3	5	-5	0	0	LV 41	Punt
4	13:26	11:34	1:52	Punt	LAC 44	4	7	0	7	0	LAC 37	Downs
5	9:40	7:51	1:49	Punt	LV 15	6	33	-15	18	1	LV 33	Punt
6	4:16	2:44	1:32	Kickoff	LV 8	3	9	0	9	0	LV 17	Punt
7	0:29	0:00	0:29	Kickoff	LV 30	2	2	-5	-3	0	LV 25	End of Half
8	15:00	9:01	5:59	Kickoff	LV 22	11	58	20	78	6	* LAC 10	Touchdown
9	4:39	1:44	2:55	Punt	LV 19	6	36	45	81	3	* LAC 3	Touchdown
10	13:26	10:38	2:48	Punt	LV 14	5	52	0	52	1	LAC 34	Missed FG
11	5:20	3:14	2:06	Kickoff	LV 25	7	13	15	28	2	LAC 47	Interception
12	1:51	1:11	0:40	Punt	LV 10	4	3	0	3	0	LV 13	Downs

(293) Average LV 24

Los Angeles Chargers

#	Time Recd	Time Lost	Time Poss	How Ball Obtained	Drive Began	# Play	Yds Gain	Yds Pen	Net Yds	1st Down	Last Scrm	How Given Up
1	15:00	8:01	6:59	Kickoff	LAC 25	12	75	0	75	5	* LV 4	Touchdown
2	6:21	5:24	0:57	Punt	LAC 24	3	5	0	5	0	LAC 29	Punt
3	4:05	1:59	2:06	Punt	LAC 40	5	19	0	19	1	LV 41	Downs
4	14:50	13:26	1:24	Punt	LAC 10	3	8	0	8	0	LAC 18	Punt
5	11:34	9:40	1:54	Downs	LAC 37	3	7	0	7	0	LAC 44	Punt
6	7:51	4:16	3:35	Punt	LAC 20	6	65	15	80	4	* LV 10	Touchdown
7	2:44	0:29	2:15	Punt	LAC 31	9	69	0	69	5	* LV 14	Touchdown
8	9:01	4:39	4:22	Kickoff	LAC 27	9	19	0	19	2	LAC 46	Punt
9	1:44	13:26	3:18	Kickoff	LAC 15	9	32	5	37	3	LV 48	Punt
10	10:38	5:20	5:18	Missed FG	LAC 42	10	58	0	58	4	* LV 11	Touchdown
11	3:14	1:51	1:23	Interception	LAC 44	4	25	-5	20	1	LV 36	Punt
12	1:11	0:00	1:11	Downs	LV 13	2	-2	0	-2	0	* LV 14	End of Game

(402) Average LAC 34

* inside opponent's 20

Time of Possession by Quarter

Visitor	Las Vegas Raiders	1st	2nd	3rd	4th	OT	Total
Home	Los Angeles Chargers	4:58	5:52	8:54	5:34		25:18
		10:02	9:08	6:06	9:26		34:42

Kickoff Drive No.-Start Average

Raiders: 5 - LV 23 Chargers: 3 - LAC 22

10/4/2021 at SoFi Stadium

Las Vegas Raiders	Regular Defensive Plays												Special Teams					Misc			
	TKL	AST	COMB	SK	/ YDS	TFL	Q	IN	PD	FF	FR	TKL	AST	FF	FR	BL	TKL	AST	FF	FR	
C.Littleton	8	4	12	0	0	0	0	0	0	0	0	1	1	0	0	0	0	0	0	0	
D.Perryman	8	4	12	0	0	1	0	0	0	0	0	0	0	0	0	0	0	0	0	0	
J.Abram	4	4	8	0	0	1	0	0	0	0	0	0	0	0	0	0	0	0	0	0	
A.Robertson	6	1	7	0	0	0	0	0	0	0	0	0	0	0	0	0	0	0	0	0	
K.Wright	2	3	5	0	0	0	0	0	0	0	0	0	0	0	0	0	0	0	0	0	
T.Moehrig	4	0	4	0	0	0	0	0	1	0	0	1	0	0	0	0	0	0	0	0	
N.Hobbs	2	2	4	0	0	0	0	0	0	0	0	0	0	0	0	0	0	0	0	0	
J.Hankins	1	3	4	0	0	0	0	0	0	0	0	0	0	0	0	0	0	0	0	0	
D.Philon	2	1	3	2	10	2	2	0	0	0	0	0	0	0	0	0	0	0	0	0	
D.Arnette	1	2	3	0	0	0	0	0	0	0	0	0	0	0	0	0	0	0	0	0	
C.Hayward	2	0	2	0	0	1	0	0	0	0	0	0	0	0	0	0	0	0	0	0	
R.Teamer	2	0	2	0	0	0	0	0	0	0	0	0	0	0	0	0	0	0	0	0	
N.Kwiatkoski	1	1	2	0	0	0	0	0	0	0	0	0	0	0	0	0	0	0	0	0	
S.Thomas	0	2	2	0	0	0	1	0	1	0	0	0	0	0	0	0	0	0	0	0	
Y.Ngakoue	1	0	1	0	0	0	2	0	0	0	0	0	0	0	0	0	0	0	0	0	
C.Ferrell	1	0	1	0	0	0	0	0	0	0	0	0	0	0	0	0	0	0	0	0	
C.Nassib	1	0	1	0	0	1	0	0	0	0	0	0	0	0	0	0	0	0	0	0	
M.Crosby	0	1	1	0	0	0	1	0	1	0	0	0	0	0	0	0	0	0	0	0	
Q.Jefferson	0	0	0	0	0	0	1	0	0	0	0	0	0	0	0	0	0	0	0	0	
H.Renfrow	0	0	0	0	0	0	0	0	1	0	0	0	0	0	0	0	0	0	0	0	
T.Gillespie	0	0	0	0	0	0	0	0	0	0	0	1	0	0	0	0	0	0	0	0	
D.Deablo	0	0	0	0	0	0	0	0	0	0	0	0	1	0	0	0	0	0	0	0	
D.Waller	0	0	0	0	0	0	0	0	0	0	0	0	0	0	0	0	1	0	0	0	
J.Simpson	0	0	0	0	0	0	0	0	0	0	0	0	0	0	0	0	0	0	0	1	
Total	46	28	74	2	10	6	7	0	4	0	0	3	2	0	0	0	1	0	0	1	

Los Angeles Chargers	Regular Defensive Plays												Special Teams					Misc			
	TKL	AST	COMB	SK	/ YDS	TFL	QH	IN	PD	FF	FR	TKL	AST	FF	FR	BL	TKL	AST	FF	FR	
D.James	3	3	6	0	0	0	0	1	1	0	0	0	0	0	0	0	0	0	0	0	0
M.Davis	4	1	5	0	0	0	0	0	0	0	0	0	0	0	0	0	0	0	0	0	0
D.Tranquill	3	2	5	0	0	0	1	0	0	0	0	0	0	0	0	0	0	0	0	0	0
L.Joseph	3	2	5	0	0	0	0	0	0	0	0	0	0	0	0	0	0	0	0	0	0
N.Adderley	2	3	5	0	0	0	0	0	1	0	0	0	0	0	0	0	0	0	0	0	0
A.Samuel	3	1	4	0	0	0	0	0	1	0	0	0	0	0	0	0	0	0	0	0	0
K.White	3	1	4	0	0	1	0	0	0	0	0	0	0	0	0	0	0	0	0	0	0
C.Covington	3	0	3	1	6	1	1	0	0	0	0	0	0	0	0	0	0	0	0	0	0
K.Fackrell	2	0	2	1	3	1	1	0	1	0	0	0	0	0	0	0	0	0	0	0	0
T.Campbell	2	0	2	0	0	0	0	0	0	0	0	0	1	0	0	0	0	0	0	0	0
J.Tillery	1	1	2	1	10	1	1	0	0	0	0	0	0	0	0	0	0	0	0	0	0
J.Bosa	1	0	1	1	12	0	2	0	0	1	0	0	0	0	0	0	0	0	0	0	0
U.Nwosu	1	0	1	0	0	0	1	0	0	0	0	0	0	0	0	0	0	0	0	0	0
A.Gilman	1	0	1	0	0	0	0	0	0	0	0	0	0	1	0	0	0	0	0	0	0
C.Rumph	1	0	1	0	0	0	0	0	0	0	0	0	0	0	0	0	0	0	0	0	0
F.Merrill	1	0	1	0	0	0	0	0	0	0	0	0	0	0	0	0	0	0	0	0	0
J.Gaziano	1	0	1	0	0	0	0	0	0	0	0	0	0	0	0	0	0	0	0	0	0
N.Niemann	0	0	0	0	0	0	0	0	0	0	0	0	2	0	0	0	0	0	0	0	0
K.Hall	0	0	0	0	0	0	0	0	0	0	0	0	1	1	0	0	0	0	0	0	0
A.Ogbongbemiga	0	0	0	0	0	0	0	0	0	0	0	0	1	0	0	0	0	0	0	0	0
G.Nabers	0	0	0	0	0	0	0	0	0	0	0	0	1	0	0	0	0	0	0	0	0
M.Feiler	0	0	0	0	0	0	0	0	0	0	0	0	1	0	0	0	0	0	0	0	0
Total	35	14	49	4	31	4	7	1	4	1	0	7	2	0	0	0	0	0	0	0	0

Las Vegas Raiders vs Los Angeles Chargers
10/4/2021 at SoFi Stadium

First Half Summary

PERIOD SCORES			TIME OF POSSESSION		
Raiders	0	0 = 0	Raiders	10:50	
Chargers	7	14 = 21	Chargers	19:10	

Scoring Plays							
Team	Qtr	Time	Play Description (Extra Point) (Drive Info)			Visitor	Home
Chargers	1	8:01	D.Parham 4 yd. pass from J.Herbert (T.Vizcaino kick) (12-75, 6:59)			0	7
Chargers	2	4:16	J.Cook 10 yd. pass from J.Herbert (T.Vizcaino kick) (6-80, 3:35)			0	14
Chargers	2	0:29	A.Ekeler 14 yd. pass from J.Herbert (T.Vizcaino kick) (9-69, 2:15)			0	21

	Las Vegas Raiders	Los Angeles Chargers
TOTAL FIRST DOWNS	1	15
First Downs Rushing-Passing-by Penalty	0 - 1 - 0	4 - 10 - 1
THIRD DOWN EFFICIENCY	1-7-14.3%	4-8-50.0%
TOTAL NET YARDS	51	248
Total Offensive Plays	24	41
NET YARDS RUSHING	21	78
NET YARDS PASSING	30	170
Gross Yards Passing	52	175
Times thrown-yards lost attempting to pass	2-22	1-5
Pass Attempts-Completions-Had Intercepted	13 - 7 - 0	26 - 20 - 0
Punts-Number and Average	5 - 51.2	3 - 49.0
Penalties-Number and Yards	6 - 53	2 - 20
Fumbles-Number and Lost	2 - 0	0 - 0
Red Zone Efficiency	0-0-0%	3-3-100%
Average Drive Start	LV 29	LAC 27

Las Vegas Raiders										Los Angeles Chargers																	
RUSHING						ATT	YDS	AVG	LG	TD	RUSHING						ATT	YDS	AVG	LG	TD						
J.Jacobs						8	19	2.4	5	0	A.Ekeler						8	59	7.4	18	0						
K.Drake						1	2	2.0	2	0	J.Guyton						2	20	10.0	21	0						
											L.Rountree						1	3	3.0	3	0						
											J.Jackson						3	-4	-1.3	0	0						
Total						9	21	2.3	5	0	Total						14	78	5.6	21	0						
PASSING						ATT	CMP	YDS	SK/YD	TD	LG	IN	RT	PASSING						ATT	CMP	YDS	SK/YD	TD	LG	IN	RT
D.Carr						13	7	52	2/22	0	21	0	63.6	J.Herbert						25	20	175	1/5	3	34	0	135.4
														T.Long						1	0	0	0/0	0	0	0	39.6
Total						13	7	52	2/22	0	21	0	63.6	Total						26	20	175	1/5	3	34	0	132.7
PASS RECEIVING						TAR	REC	YDS	AVG	LG	TD	PASS RECEIVING						TAR	REC	YDS	AVG	LG	TD				
H.Renfrow						4	2	19	9.5	12	0	K.Allen						6	5	23	4.6	7	0				
H.Ruggs						3	2	9	4.5	5	0	J.Jackson						4	4	17	4.3	7	0				
J.Jacobs						2	2	3	1.5	3	0	J.Cook						3	3	36	12.0	22	1				
D.Waller						2	1	21	21.0	21	0	A.Ekeler						4	3	28	9.3	14	1				
B.Edwards						1	0	0	0.0	0	0	D.Parham						2	2	17	8.5	13	1				
												S.Anderson						1	1	34	34.0	34	0				
												M.Williams						2	1	11	11.0	11	0				
												J.Guyton						2	1	9	9.0	9	0				
												T.Campbell						1	0	0	0.0	0	0				
Total						12	7	52	7.4	21	0	Total						25	20	175	8.8	34	3				

Las Vegas Raiders	Regular Defensive Plays												Special Teams					Misc			
	TKL	AST	COMB	SK	/ YDS	TFL	Q	IN	PD	FF	FR	TKL	AST	FF	FR	BL	TKL	AST	FF	FR	
D.Perryman	6	3	9	0	0	1	0	0	0	0	0	0	0	0	0	0	0	0	0	0	
C.Littleton	4	3	7	0	0	0	0	0	0	0	0	1	1	0	0	0	0	0	0	0	
J.Abram	2	3	5	0	0	0	0	0	0	0	0	0	0	0	0	0	0	0	0	0	
T.Moehrig	3	0	3	0	0	0	0	0	0	0	0	0	0	0	0	0	0	0	0	0	
Total	15	9	24	0	0	1	0	0	0	0	0	1	1	0	0	0	0	0	0	0	

Las Vegas Raiders vs Los Angeles Chargers
10/4/2021 at SoFi Stadium

First Half Summary

Los Angeles Chargers		Regular Defensive Plays											Special Teams					Misc			
	TKL	AST	COMB	SK	/ YDS	TFL	QH	IN	PD	FF	FR		TKL	AST	FF	FR	BL	TKL	AST	FF	FR
D.Tranquill	2	2	4	0	0	0	0	0	0	0	0	0	0	0	0	0	0	0	0	0	0
L.Joseph	2	1	3	0	0	0	0	0	0	0	0	0	0	0	0	0	0	0	0	0	0
T.Campbell	2	0	2	0	0	0	0	0	0	0	0	0	1	0	0	0	0	0	0	0	0
K.White	2	0	2	0	0	1	0	0	0	0	0	0	0	0	0	0	0	0	0	0	0
Total	8	3	11	0	0	1	0	0	0	0	0	0	1	0	0	0	0	0	0	0	0

Play By Play

First Quarter

10/4/2021

LV wins the coin toss and elects to defer. LAC elects to Receive, and LV elects to defend the north goal.

The game has been suspended. Kickoff has been delayed due to weather.

The game has resumed.

D.Carlson kicks 65 yards from LV 35 to end zone, Touchback.

Los Angeles Chargers at 15:00

1-10-LAC 25	(15:00) (Shotgun) J.Herbert pass short left to K.Allen to LAC 30 for 5 yards (D.Perryman).	
2-5-LAC 30	(14:31) (Shotgun) A.Ekeler left tackle to LAC 37 for 7 yards (C.Littleton).	R1
<u>1-10-LAC 37</u>	(13:58) <i>PENALTY on LAC-M.Feiler, False Start, 5 yards, enforced at LAC 37 - No Play.</i>	
1-15-LAC 32	(13:37) (Shotgun) J.Herbert pass short right to K.Allen to LAC 36 for 4 yards (C.Hayward).	
2-11-LAC 36	(13:09) (Shotgun) <i>PENALTY on LV-M.Crosby, Neutral Zone Infraction, 5 yards, enforced at LAC 36 - No Play.</i>	
2-6-LAC 41	(12:53) J.Herbert pass deep left to J.Cook to LV 37 for 22 yards (T.Moehrig).	P2
<u>1-10-LV 37</u>	(12:16) J.Guyton right end to LV 38 for -1 yards (C.Hayward).	
2-11-LV 38	(11:42) A.Ekeler up the middle to LV 20 for 18 yards (T.Moehrig).	R3
<u>1-10-LV 20</u>	(11:05) (Shotgun) J.Herbert pass short right to J.Jackson pushed ob at LV 13 for 7 yards (C.Littleton).	
2-3-LV 13	(10:35) J.Jackson left end to LV 14 for -1 yards (D.Perryman, C.Littleton).	
3-4-LV 14	(9:58) (Shotgun) J.Herbert pass short left to J.Jackson to LV 7 for 7 yards (D.Arnette; N.Hobbs).	P4
<u>1-7-LV 7</u>	(9:21) M.Schofield reported in as eligible. J.Jackson right guard to LV 7 for no gain (D.Perryman).	
2-7-LV 7	(8:44) (Shotgun) L.Rountree up the middle to LV 4 for 3 yards (J.Abram).	
3-4-LV 4	(8:06) (Shotgun) J.Herbert pass short middle to D.Parham for 4 yards, TOUCHDOWN.	P5
T.Vizcaino extra point is GOOD, Center-M.Overton, Holder-T.Long.		

LV 0 LAC 7, 12 plays, 75 yards, 1 penalty, 6:59 drive, 6:59 elapsed

T.Vizcaino kicks 60 yards from LAC 35 to LV 5. P.Barber to LV 30 for 25 yards (A.Ogbongbemiga, K.Hall).

Las Vegas Raiders at 8:01, (1st play from scrimmage 7:55)

1-10-LV 30	(7:55) J.Jacobs right tackle to LV 32 for 2 yards (D.James; L.Joseph).
2-8-LV 32	(7:18) (No Huddle, Shotgun) J.Jacobs right tackle to LV 33 for 1 yard (U.Nwosu, D.Tranquill).
3-7-LV 33	(6:38) (Shotgun) D.Carr pass incomplete short left to H.Renfrow.
4-7-LV 33	(6:33) A.Cole punts 54 yards to LAC 13, Center-T.Sieg. K.Hill to LAC 24 for 11 yards (C.Littleton; D.Deablo).

Los Angeles Chargers at 6:21

1-10-LAC 24	(6:21) J.Herbert pass incomplete short left.
2-10-LAC 24	(6:16) A.Ekeler right guard to LAC 29 for 5 yards (Y.Ngakoue, D.Perryman).
Timeout #1 by LV at 05:42.	
3-5-LAC 29	(5:42) (Shotgun) J.Herbert pass incomplete short left to K.Allen (S.Thomas).
4-5-LAC 29	(5:37) T.Long punts 48 yards to LV 23, Center-M.Overton, downed by LAC-T.Campbell.

Las Vegas Raiders at 5:24

1-10-LV 23	(5:24) D.Carr pass incomplete short middle to H.Renfrow (A.Samuel).
2-10-LV 23	(5:21) (Shotgun) D.Carr pass short right to H.Ruggs to LV 27 for 4 yards (M.Davis).
Timeout #2 by LV at 04:35.	
3-6-LV 27	(4:35) (Shotgun) D.Carr sacked at LV 18 for -9 yards (J.Bosa). FUMBLES (J.Bosa) [J.Bosa], recovered by LV-J.Simpson at LV 15.
4-18-LV 15	(4:12) A.Cole punts 45 yards to LAC 40, Center-T.Sieg, out of bounds.

Los Angeles Chargers at 4:05

1-10-LAC 40	(4:05) J.Guyton left end to LV 39 for 21 yards (C.Ferrell).	R6
<u>1-10-LV 39</u>	(3:25) (Shotgun) J.Herbert sacked at LV 44 for -5 yards (D.Philon).	
2-15-LV 44	(2:44) (Shotgun) J.Herbert pass incomplete short right to J.Guyton.	
3-15-LV 44	(2:39) (Shotgun) J.Herbert pass short left to J.Jackson to LV 41 for 3 yards (R.Teamer, C.Littleton).	
4-12-LV 41	(2:03) (Punt formation) T.Long pass incomplete short left to T.Campbell (H.Renfrow).	

Las Vegas Raiders at 1:59

1-10-LV 41	(1:59) (Shotgun) <i>PENALTY on LV-A.Leachwood, False Start, 5 yards, enforced at LV 41 - No Play.</i>
1-15-LV 36	(1:59) (Shotgun) D.Carr sacked at LV 26 for -10 yards (J.Tillery).
2-25-LV 26	(1:19) (Shotgun) D.Carr pass short middle to J.Jacobs to LV 29 for 3 yards (D.James).
3-22-LV 29	(:35) (Shotgun) D.Carr pass short left to H.Renfrow pushed ob at LV 41 for 12 yards (T.Campbell).

Las Vegas Raiders vs Los Angeles Chargers at SoFi Stadium								
END OF QUARTER	Time		First Downs				Efficiencies	
	Score	Poss	R	P	X	T	3 Down	4 Down
Las Vegas Raiders	0	4:58	0	0	0	0	0/3	0/0
Los Angeles Chargers	7	10:02	3	3	0	6	2/4	0/1

Second Quarter

10/4/2021

Play By Play

Las Vegas Raiders continued.

4-10-LV 41 (15:00) A.Cole punts 49 yards to LAC 10, Center-T.Sieg, fair catch by K.Hill.

Los Angeles Chargers at 14:50

1-10-LAC 10 (14:50) A.Ekeler right guard to LAC 15 for 5 yards (D.Perryman).
2-5-LAC 15 (14:16) (Shotgun) A.Ekeler right tackle to LAC 18 for 3 yards (J.Abram).
3-2-LAC 18 (13:43) (Shotgun) J.Herbert pass incomplete deep right to M.Williams.
4-2-LAC 18 (13:38) T.Long punts 58 yards to LV 24, Center-M.Overton. H.Renfrow to LV 41 for 17 yards (N.Niemann).
PENALTY on LAC-N.Niemann, Face Mask (15 Yards), 15 yards, enforced at LV 41.

Las Vegas Raiders at 13:26

1-10-LAC 44 (13:26) J.Jacobs right guard to LAC 39 for 5 yards (D.Tranquill).
2-5-LAC 39 (12:56) J.Jacobs left guard to LAC 36 for 3 yards (K.Fackrell).
3-2-LAC 36 (12:23) (Shotgun) J.Jacobs up the middle to LAC 37 for -1 yards (K.White).
4-3-LAC 37 (11:41) (Shotgun) D.Carr pass short right to J.Jacobs to LAC 37 for no gain (K.White).

Los Angeles Chargers at 11:34

1-10-LAC 37 (11:34) (Shotgun) J.Herbert pass short left to A.Ekeler pushed ob at LAC 42 for 5 yards (C.Littleton).
2-5-LAC 42 (10:59) (Shotgun) J.Jackson up the middle to LAC 39 for -3 yards (C.Nassib).
Timeout #1 by LAC at 10:31.
3-8-LAC 39 (10:31) (Shotgun) J.Herbert pass short left to K.Allen to LAC 44 for 5 yards (A.Robertson).
4-3-LAC 44 (9:49) T.Long punts 41 yards to LV 15, Center-M.Overton. H.Renfrow MUFFS catch, ball out of bounds at LV 15.

Las Vegas Raiders at 9:40

1-10-LV 15 (9:40) (Shotgun) D.Carr pass short left to H.Ruggs to LV 20 for 5 yards (A.Samuel).
2-5-LV 20 (9:13) (No Huddle) D.Carr pass incomplete deep left to H.Ruggs (N.Adderley) [U.Nwosu].
3-5-LV 20 (9:08) (Shotgun) D.Carr pass short left to D.Waller pushed ob at LV 41 for 21 yards (A.Gilman) [J.Bosa]. P1
PENALTY on LV-D.Waller, Taunting, 15 yards, enforced between downs.
1-10-LV 26 (8:46) (Shotgun) D.Carr pass incomplete short left to D.Waller.
2-10-LV 26 (8:43) (Shotgun) D.Carr pass incomplete short right.
3-10-LV 26 (8:38) (Shotgun) D.Carr pass short right to H.Renfrow to LV 33 for 7 yards (T.Campbell, N.Adderley).
4-3-LV 33 (8:01) A.Cole punts 56 yards to LAC 11, Center-T.Sieg. K.Hill ran ob at LAC 20 for 9 yards (C.Littleton).

Los Angeles Chargers at 7:51

1-10-LAC 20 (7:51) J.Herbert pass short left to M.Williams to LAC 31 for 11 yards (D.Arnette). P7
1-10-LAC 31 (7:11) A.Ekeler left end to LAC 29 for -2 yards (C.Ferrell).
PENALTY on LV-C.Ferrell, Face Mask (15 Yards), 15 yards, enforced at LAC 31 - No Play. X8
1-10-LAC 46 (6:47) A.Ekeler left guard to LV 46 for 8 yards (D.Perryman, D.Arnette). LV-D.Arnette was injured during the play.
2-2-LV 46 (6:18) M.Schofield reported in as eligible. J.Herbert pass short left to S.Anderson to LV 12 for 34 yards (T.Moehrig). P9
1-10-LV 12 (5:36) A.Ekeler right guard to LV 10 for 2 yards (K.Wright; J.Hankins).
2-8-LV 10 (4:57) (Shotgun) J.Herbert pass short right to J.Jackson to LV 10 for no gain (D.Perryman; N.Hobbs).
3-8-LV 10 (4:21) (Shotgun) J.Herbert pass short right to J.Cook for 10 yards, TOUCHDOWN [M.Crosby]. P10
T.Vizcaino extra point is GOOD, Center-M.Overton, Holder-T.Long.

LV 0 LAC 14, 6 plays, 80 yards, 1 penalty, 3:35 drive, 10:44 elapsed

T.Vizcaino kicks 64 yards from LAC 35 to LV 1. K.Drake to LV 16 for 15 yards (G.Nabers).

PENALTY on LV-D.Deablo, Offensive Holding, 8 yards, enforced at LV 16.

Las Vegas Raiders at 4:16, (1st play from scrimmage 4:11)

1-10-LV 8 (4:11) J.Jacobs up the middle to LV 13 for 5 yards (C.Rumph).
2-5-LV 13 (3:33) (Shotgun) J.Jacobs left tackle to LV 17 for 4 yards (L.Joseph, D.Tranquill).
3-1-LV 17 (2:59) J.Jacobs left guard to LV 18 for 1 yard (L.Joseph).
Los Angeles Chargers challenged the first down ruling, and the play was REVERSED.
J.Jacobs left guard to LV 17 for no gain (L.Joseph).
4-1-LV 17 (2:52) A.Cole punts 52 yards to LAC 31, Center-T.Sieg, fair catch by K.Hill.

Los Angeles Chargers at 2:44

1-10-LAC 31 (2:44) (Shotgun) J.Herbert pass short left to K.Allen to LAC 33 for 2 yards (D.Perryman).
2-8-LAC 33 (2:08) (Shotgun) J.Herbert pass short left to A.Ekeler to LAC 42 for 9 yards (D.Perryman; C.Littleton) [S.Thomas]. P11

Las Vegas Raiders vs Los Angeles Chargers at SoFi Stadium

Two-Minute Warning

<u>1-10-LAC 42</u>	(2:00) (Shotgun) A.Ekeler right guard to LV 47 for 11 yards (J.Abram; S.Thomas).	R12
<u>1-10-LV 47</u>	(1:37) (No Huddle, Shotgun) J.Herbert pass incomplete short right to A.Ekeler.	
2-10-LV 47	(1:32) (Shotgun) J.Herbert pass short right to J.Cook pushed ob at LV 43 for 4 yards (C.Littleton) [Y.Ngakoué].	
3-6-LV 43	(1:28) (Shotgun) J.Herbert pass short right to K.Allen to LV 36 for 7 yards (A.Robertson, J.Abram).	P13
<u>1-10-LV 36</u>	(1:00) (No Huddle, Shotgun) J.Herbert pass short right to D.Parham to LV 23 for 13 yards (N.Kwiatkoski; J.Abram).	P14
<u>1-10-LV 23</u>	(:44) (No Huddle, Shotgun) J.Herbert pass short right to J.Guyton to LV 14 for 9 yards (A.Robertson).	
	Timeout #2 by LAC at 00:34.	
2-1-LV 14	(:34) (Shotgun) J.Herbert pass short right to A.Ekeler for 14 yards, TOUCHDOWN.	P15
	T.Vizcaino extra point is GOOD, Center-M.Overton, Holder-T.Long.	

LV 0 LAC 21, 9 plays, 69 yards, 2:15 drive, 14:31 elapsed

T.Vizcaino kicks 66 yards from LAC 35 to LV -1. K.Drake pushed ob at LV 30 for 31 yards (T.Campbell).

Las Vegas Raiders at 0:29, (1st play from scrimmage 0:24)

1-10-LV 30	(:24) (Shotgun) D.Carr pass incomplete short left to B.Edwards (K.Fackrell).
2-10-LV 30	(:21) (Shotgun) PENALTY on LV-A.Leatherwood, False Start, 5 yards, enforced at LV 30 - No Play.
2-15-LV 25	(:21) K.Drake left end to LV 27 for 2 yards (D.Tranquill).

END OF QUARTER

	Score	Time Poss	First Downs				Efficiencies	
			R	P	X	T	3 Down	4 Down
Las Vegas Raiders	0	5:52	0	1	0	1	1/4	0/1
Los Angeles Chargers	21	9:08	1	7	1	9	2/4	0/0

Third Quarter

10/4/2021

Play By Play

LV elects to Receive, and LAC elects to defend the South goal.

T.Vizcaino kicks 65 yards from LAC 35 to LV 0. K.Drake to LV 22 for 22 yards (N.Niemann, A.Gilman).

Las Vegas Raiders at 15:00, (1st play from scrimmage 14:54)

1-10-LV 22	(14:54) (Shotgun) D.Carr pass short right to J.Jacobs to LV 22 for no gain (M.Davis).	
2-10-LV 22	(14:20) (Shotgun) D.Carr pass short left to W.Snead to LV 37 for 15 yards (N.Adderley) [D.Tranquill].	P2
	<i>PENALTY on LAC-N.Adderley, Unnecessary Roughness, 15 yards, enforced at LV 37.</i>	X3
<u>1-10-LAC 48</u>	(13:52) J.Jacobs left end ran ob at LAC 46 for 2 yards (M.Davis).	
2-8-LAC 46	(13:22) (Shotgun) <i>PENALTY on LAC-U.Nwosu, Neutral Zone Infraction, 5 yards, enforced at LAC 46 - No Play.</i>	
2-3-LAC 41	(13:03) (Shotgun) D.Carr pass short right to D.Waller ran ob at LAC 33 for 8 yards.	P4
<u>1-10-LAC 33</u>	(12:27) J.Jacobs up the middle to LAC 23 for 10 yards (K.White; D.James).	R5
<u>1-10-LAC 23</u>	(11:52) J.Jacobs left guard to LAC 22 for 1 yard (L.Joseph; J.Tillery).	
2-9-LAC 22	(11:16) (Shotgun) D.Carr pass short right to H.Renfrow pushed ob at LAC 14 for 8 yards (M.Davis).	
3-1-LAC 14	(10:53) D.Carr up the middle to LAC 12 for 2 yards (C.Covington). LAC-J.Tillery was injured during the play.	R6
<u>1-10-LAC 12</u>	(10:26) (Shotgun) D.Carr sacked at LAC 15 for -3 yards (K.Fackrell).	
2-13-LAC 15	(9:48) (Shotgun) D.Carr pass short left to J.Jacobs to LAC 10 for 5 yards (A.Samuel).	
3-8-LAC 10	(9:07) (Shotgun) D.Carr pass short right to H.Renfrow for 10 yards, TOUCHDOWN.	P7
	D.Carlson extra point is GOOD, Center-T.Sieg, Holder-A.Cole.	

LV 7 LAC 21, 11 plays, 78 yards, 2 penalties, 5:59 drive, 5:59 elapsed

D.Carlson kicks 62 yards from LV 35 to LAC 3. L.Rountree to LAC 27 for 24 yards (T.Moehrig).

Los Angeles Chargers at 9:01, (1st play from scrimmage 8:53)

1-10-LAC 27	(8:53) A.Ekeler up the middle to LAC 33 for 6 yards (A.Robertson, K.Wright).	
2-4-LAC 33	(8:17) A.Ekeler right tackle to LAC 37 for 4 yards (D.Perryman, J.Hankins).	R16
<u>1-10-LAC 37</u>	(7:38) J.Herbert pass incomplete deep right to K.Allen.	
2-10-LAC 37	(7:32) L.Rountree up the middle to LAC 45 for 8 yards (K.Wright).	
3-2-LAC 45	(6:56) (Shotgun) L.Rountree left end to LAC 45 for no gain (C.Littleton).	
4-2-LAC 45	(6:22) (Shotgun) J.Herbert pass short left to J.Cook to LV 49 for 6 yards (J.Abram).	P17
<u>1-10-LV 49</u>	(5:41) J.Herbert pass incomplete short left to D.Parham [Y.Ngakoue].	
2-10-LV 49	(5:36) (Shotgun) J.Herbert pass incomplete short right to M.Williams (M.Crosby).	
3-10-LV 49	(5:33) (Shotgun) J.Herbert sacked at LAC 46 for -5 yards (D.Philon).	
4-15-LAC 46	(4:50) T.Long punts 35 yards to LV 19, Center-M.Overton, downed by LAC-M.Overton.	

Las Vegas Raiders at 4:39

1-10-LV 19	(4:39) (Shotgun) D.Carr pass short left to J.Jacobs pushed ob at LV 28 for 9 yards (D.Tranquill).	
2-1-LV 28	(4:05) (Shotgun) D.Carr pass incomplete deep right to H.Ruggs.	
	<i>PENALTY on LAC-A.Samuel, Defensive Pass Interference, 45 yards, enforced at LV 28 - No Play.</i>	X8
<u>1-10-LAC 27</u>	(3:57) P.Barber left guard to LAC 27 for no gain (K.White, N.Adderley).	
2-10-LAC 27	(3:16) D.Carr pass deep right to D.Waller to LAC 9 for 18 yards (N.Adderley).	P9
<u>1-9-LAC 9</u>	(2:33) (Shotgun) J.Jacobs right guard to LAC 3 for 6 yards (C.Covington).	
2-3-LAC 3	(1:58) (Shotgun) D.Carr pass incomplete short right.	
3-3-LAC 3	(1:51) (Shotgun) D.Carr pass short left to D.Waller for 3 yards, TOUCHDOWN.	P10
	D.Carlson extra point is GOOD, Center-T.Sieg, Holder-A.Cole.	

LV 14 LAC 21, 6 plays, 81 yards, 1 penalty, 2:55 drive, 13:16 elapsed

D.Carlson kicks 61 yards from LV 35 to LAC 4. L.Rountree ran ob at LAC 15 for 11 yards (T.Gillespie).

Los Angeles Chargers at 1:44, (1st play from scrimmage 1:38)

1-10-LAC 15	(1:38) (Shotgun) J.Herbert pass short left to K.Allen to LAC 24 for 9 yards (N.Hobbs).	
2-1-LAC 24	(1:06) L.Rountree up the middle to LAC 26 for 2 yards (J.Abram; J.Hankins).	R18
<u>1-10-LAC 26</u>	(:32) M.Schofield reported in as eligible. J.Herbert pass incomplete deep right to K.Allen.	
2-10-LAC 26	(:26) (Shotgun) J.Herbert pass short left to J.Cook pushed ob at LAC 41 for 15 yards (C.Littleton).	P19
<u>1-10-LAC 41</u>	(:01) <i>PENALTY on LV-D.Philon, Neutral Zone Infraction, 5 yards, enforced at LAC 41 - No Play.</i>	

Las Vegas Raiders vs Los Angeles Chargers at SoFi Stadium

END OF QUARTER

	Score	Time	First Downs				Efficiencies	
		Poss	R	P	X	T	3 Down	4 Down
Las Vegas Raiders	14	8:54	2	5	2	9	3/3	0/0
Los Angeles Chargers	21	6:06	2	2	0	4	0/2	1/1

Fourth Quarter

10/4/2021

Play By Play

Los Angeles Chargers continued.

1-5-LAC 46	(15:00) M.Schofield reported in as eligible. L.Rountree up the middle to LAC 48 for 2 yards (D.Perryman; M.Crosby).	
2-3-LAC 48	(14:23) (Shotgun) L.Rountree right tackle to LV 48 for 4 yards (J.Hankins).	R20
<u>1-10-LV 48</u>	(13:50) J.Herbert pass incomplete deep right to M.Williams [Q.Jefferson]. LV-Q.Jefferson was injured during the play.	
2-10-LV 48	(13:44) (Shotgun) J.Herbert pass incomplete short right to A.Ekeler.	
3-10-LV 48	(13:41) (Shotgun) J.Herbert pass incomplete deep right to J.Cook (T.Moehrig).	
	<i>Penalty on LAC-S.Norton, Offensive Holding, declined.</i>	
4-10-LV 48	(13:36) T.Long punts 39 yards to LV 9, Center-M.Overton. H.Renfrow to LV 14 for 5 yards (K.Hall).	

Las Vegas Raiders at 13:26

1-10-LV 14	(13:26) D.Carr pass deep left to H.Ruggs to LAC 35 for 51 yards (D.James).	P11
<u>1-10-LAC 35</u>	(12:39) (Shotgun) D.Carr pass short right to Z.Jones to LAC 30 for 5 yards (D.James).	
2-5-LAC 30	(12:02) J.Jacobs right guard to LAC 28 for 2 yards (F.Merrill).	
	Timeout #1 by LV at 11:23.	
3-3-LAC 28	(11:23) (Shotgun) D.Carr sacked at LAC 34 for -6 yards (C.Covington).	
4-9-LAC 34	(10:42) D.Carlson 52 yard field goal is No Good, Wide Left, Center-T.Sieg, Holder-A.Cole.	

Los Angeles Chargers at 10:38

1-10-LAC 42	(10:38) L.Rountree right guard to LAC 43 for 1 yard (K.Wright).	
2-9-LAC 43	(10:01) A.Ekeler up the middle to 50 for 7 yards (C.Littleton).	
3-2-50	(9:27) (Shotgun) J.Herbert pass incomplete short left to K.Allen.	
4-2-50	(9:24) (Shotgun) J.Herbert pass short left to J.Cook to LV 37 for 13 yards (D.Perryman).	P21
<u>1-10-LV 37</u>	(8:45) (Shotgun) J.Herbert pass short right to K.Allen to LV 33 for 4 yards (T.Moehrig).	
2-6-LV 33	(8:11) (Shotgun) A.Ekeler left tackle to LV 27 for 6 yards (R.Teamer, A.Robertson).	R22
<u>1-10-LV 27</u>	(7:33) (Shotgun) L.Rountree right tackle to LV 18 for 9 yards (K.Wright; D.Philon).	
2-1-LV 18	(6:51) L.Rountree left guard to LV 17 for 1 yard (N.Kwiatkoski, C.Littleton).	R23
<u>1-10-LV 17</u>	(6:07) J.Herbert scrambles up the middle to LV 11 for 6 yards (C.Littleton).	
2-4-LV 11	(5:27) A.Ekeler left guard for 11 yards, TOUCHDOWN.	R24
	T.Vizcaino extra point is GOOD, Center-M.Overton, Holder-T.Long.	

LV 14 LAC 28, 10 plays, 58 yards, 5:18 drive, 9:40 elapsed

T.Vizcaino kicks 65 yards from LAC 35 to end zone, Touchback.

Las Vegas Raiders at 5:20

1-10-LV 25	(5:20) (Shotgun) D.Carr pass short left to H.Renfrow to LV 30 for 5 yards (A.Samuel).	
2-5-LV 30	(4:51) (Shotgun) D.Carr pass incomplete short left to B.Edwards.	
3-5-LV 30	(4:48) (Shotgun) D.Carr pass short right to B.Edwards to LV 34 for 4 yards (A.Samuel; N.Adderley).	
4-1-LV 34	(4:22) D.Carr pass short right to H.Renfrow to LV 37 for 3 yards (M.Davis; D.James).	P12
<u>1-10-LV 37</u>	(3:59) (No Huddle, Shotgun) D.Carr pass incomplete deep right to H.Ruggs.	
	<i>PENALTY on LAC-J.Bosa, Unsportsmanlike Conduct, 15 yards, enforced at LV 37.</i>	X13
<u>1-10-LAC 48</u>	(3:52) (Shotgun) D.Carr scrambles up the middle to LAC 47 for 1 yard (J.Gaziano).	
2-9-LAC 47	(3:22) (No Huddle, Shotgun) D.Carr pass deep left intended for D.Waller INTERCEPTED by D.James at LAC 29. D.James ran ob at LAC 44 for 15 yards (D.Waller).	

Los Angeles Chargers at 3:14

1-10-LAC 44	(3:14) M.Schofield reported in as eligible. A.Ekeler left end to LV 36 for 20 yards (A.Robertson).	R25
<u>1-10-LV 36</u>	(2:31) A.Ekeler left tackle to LV 32 for 4 yards (A.Robertson).	
	Timeout #2 by LV at 02:25.	
2-6-LV 32	(2:25) L.Rountree right tackle to LV 29 for 3 yards (N.Hobbs, S.Thomas).	
	Timeout #3 by LV at 02:19.	
3-3-LV 29	<i>(2:19) PENALTY on LAC-M.Schofield, False Start, 5 yards, enforced at LV 29 - No Play.</i>	
3-8-LV 34	(2:19) L.Rountree left tackle to LV 36 for -2 yards (J.Abram).	

Two-Minute Warning

4-10-LV 36	(2:00) (Field Goal formation) T.Vizcaino punts 32 yards to LV 4, Center-M.Overton. N.Kwiatkoski to LV 10 for 6 yards (M.Feiler).
------------	--

Las Vegas Raiders at 1:51

1-10-LV 10	(1:51) (Shotgun) D.Carr pass incomplete short right to D.Waller.
------------	--

Las Vegas Raiders vs Los Angeles Chargers at SoFi Stadium

- 2-10-LV 10(1:46) (Shotgun) D.Carr scrambles up the middle to LV 13 for 3 yards (L.Joseph).
- 3-7-LV 13(1:21) (No Huddle, Shotgun) D.Carr pass incomplete deep left to B.Edwards.
- 4-7-LV 13(1:15) (Shotgun) D.Carr pass incomplete short right to H.Ruggs.

Los Angeles Chargers at 1:11

- 1-10-LV 13(1:11) J.Herbert kneels to LV 14 for -1 yards.
- 2-11-LV 14(:31) J.Herbert kneels to LV 15 for -1 yards.

END OF QUARTER			First Downs				Efficiencies	
	Score	Time Poss	R	P	X	T	3 Down	4 Down
Las Vegas Raiders	14	5:34	0	2	1	3	0/3	1/2
Los Angeles Chargers	28	9:26	5	1	0	6	0/3	1/1

Miscellaneous Statistics Report

Las Vegas Raiders vs Los Angeles Chargers

10/4/2021 at SoFi Stadium

Ten Longest Plays for Las Vegas Raiders

Yards	Qtr	Play Start	Play Description
51	4	1-10-LV 14	(13:26) D.Carr pass deep left to H.Ruggs to LAC 35 for 51 yards (D.James).
30	3	2-10-LV 22	(14:20) (Shotgun) D.Carr pass short left to W.Snead to LV 37 for 15 yards (N.Adderley) [D.Tranquill]. PENALTY on LAC-N.Adderley, Unnecessary Roughness, 15 yards, enforced at LV 37.
21	2	3-5-LV 20	(9:08) (Shotgun) D.Carr pass short left to D.Waller pushed ob at LV 41 for 21 yards (A.Gilman) [J.Bosa]. PENALTY on LV-D.Waller, Taunting, 15 yards, enforced between downs.
18	3	2-10-LAC 27	(3:16) D.Carr pass deep right to D.Waller to LAC 9 for 18 yards (N.Adderley).
15	4	1-10-LV 37	(3:59) (No Huddle, Shotgun) D.Carr pass incomplete deep right to H.Ruggs. PENALTY on LAC-J.Bosa, Unsportsmanlike Conduct, 15 yards, enforced at LV 37.
12	1	3-22-LV 29	(:35) (Shotgun) D.Carr pass short left to H.Renfrow pushed ob at LV 41 for 12 yards (T.Campbell).
10	3	1-10-LAC 33	(12:27) J.Jacobs up the middle to LAC 23 for 10 yards (K.White; D.James).
10	3	3-8-LAC 10	(9:07) (Shotgun) D.Carr pass short right to H.Renfrow for 10 yards, TOUCHDOWN.
9	3	1-10-LV 19	(4:39) (Shotgun) D.Carr pass short left to J.Jacobs pushed ob at LV 28 for 9 yards (D.Tranquill).
8	3	2-3-LAC 41	(13:03) (Shotgun) D.Carr pass short right to D.Waller ran ob at LAC 33 for 8 yards.

Ten Longest Plays for Los Angeles Chargers

Yards	Qtr	Play Start	Play Description
34	2	2-2-LV 46	(6:18) M.Schofield reported in as eligible. J.Herbert pass short left to S.Anderson to LV 12 for 34 yards (T.Moehrig).
22	1	2-6-LAC 41	(12:53) J.Herbert pass deep left to J.Cook to LV 37 for 22 yards (T.Moehrig).
21	1	1-10-LAC 40	(4:05) J.Guyton left end to LV 39 for 21 yards (C.Ferrell).
20	4	1-10-LAC 44	(3:14) M.Schofield reported in as eligible. A.Ekeler left end to LV 36 for 20 yards (A.Robertson).
18	1	2-11-LV 38	(11:42) A.Ekeler up the middle to LV 20 for 18 yards (T.Moehrig).
15	3	2-10-LAC 26	(:26) (Shotgun) J.Herbert pass short left to J.Cook pushed ob at LAC 41 for 15 yards (C.Littleton).
14	2	2-1-LV 14	(:34) (Shotgun) J.Herbert pass short right to A.Ekeler for 14 yards, TOUCHDOWN.
13	2	1-10-LV 36	(1:00) (No Huddle, Shotgun) J.Herbert pass short right to D.Parham to LV 23 for 13 yards (N.Kwiatkoski; J.Abram).
13	4	4-2-50	(9:24) (Shotgun) J.Herbert pass short left to J.Cook to LV 37 for 13 yards (D.Perryman).
11	2	1-10-LAC 20	(7:51) J.Herbert pass short left to M.Williams to LAC 31 for 11 yards (D.Arnette).

Touchdown Scoring Information

		Offense	Defense	Special Teams
VISITOR	Las Vegas Raiders	2	0	0
HOME	Los Angeles Chargers	4	0	0

Player Scoring Information

Club	Player	TD	Rush TD	Rec TD	KO TD	Punt TD	Int TD	Fum TD	Misc TD	FG	XP	2Pt Rush	2Pt Rec	Sfty	Points
LV	H.Renfrow	0	0	1	0	0	0	0	0	0	0	0	0	0	6
LV	D.Waller	0	0	1	0	0	0	0	0	0	0	0	0	0	6
LV	D.Carlson	0	0	0	0	0	0	0	0	0	2	0	0	0	2
LAC	A.Ekeler	0	1	1	0	0	0	0	0	0	0	0	0	0	12
LAC	J.Cook	0	0	1	0	0	0	0	0	0	0	0	0	0	6
LAC	D.Parham	0	0	1	0	0	0	0	0	0	0	0	0	0	6
LAC	T.Vizcaino	0	0	0	0	0	0	0	0	0	4	0	0	0	4

Possession Detail

	First Half		Second Half		Game	
	Visitor	Home	Visitor	Home	Visitor	Home
Largest Lead	0	21	0	14	0	21
Drives Leading	0	6	0	5	0	11
Time of Possession Leading	0:00	12:11	0:00	15:32	0:00	27:43
Largest Deficit	-21	0	-14	0	-21	0
Drives Trailing	7	0	5	0	12	0
Time of Possession Trailing	10:50	0:00	14:28	0:00	25:18	0:00
Times Score Tied Up		0		0		0
Lead Changes		1		0		1

Playtime Percentage

Percent of playtime per player on offense, defense and special teams (Unofficial)

Las Vegas Raiders

Los Angeles Chargers

		Offense		Defense		Special Teams				Offense		Defense		Special Teams	
A Leatherwood	T	57	100%			3	11%	M Feiler	G	75	100%			5	19%
J Simpson	G	57	100%			3	11%	S Norton	T	75	100%			5	19%
K Miller	T	57	100%			3	11%	O Aboushi	G	75	100%			5	19%
D Carr	QB	57	100%					R Slater	T	75	100%			5	19%
A James	C	57	100%					J Herbert	QB	75	100%				
D Waller	TE	53	93%					C Linsley	C	75	100%				
B Edwards	WR	51	89%					K Allen	WR	66	88%				
J Eluemunor	G	48	84%			3	11%	M Williams	WR	64	85%				
H Ruggs	WR	46	81%					A Ekeler	RB	45	60%				
H Renfrow	WR	38	67%			6	22%	J Guyton	WR	42	56%			2	7%
J Jacobs	RB	36	63%					D Parham	TE	39	52%			5	19%
K Drake	RB	20	35%			4	15%	J Cook	TE	39	52%				
F Moreau	TE	17	30%			16	59%	S Anderson	TE	23	31%			6	22%
A Ingold	FB	9	16%			16	59%	L Rountree	RB	22	29%			11	41%
J Simmons	G	9	16%					J Jackson	RB	11	15%			6	22%
Z Jones	WR	8	14%			6	22%	M Schofield	G	10	13%			5	19%
W Snead	WR	5	9%			5	19%	J Palmer	WR	7	9%			2	7%
D Carrier	TE	1	2%			7	26%	G Nabers	FB	5	7%			18	67%
P Barber	RB	1	2%			1	4%	K Hill	WR	2	3%			5	19%
J Abram	SS			75	100%	19	70%	A Samuel	CB			57	100%	4	15%
T Moehrig	FS			75	100%	8	30%	D James	FS			57	100%	1	4%
C Littleton	LB			73	97%	15	56%	M Davis	CB			57	100%	1	4%
N Hobbs	CB			62	83%	8	30%	N Adderley	FS			57	100%		
D Perryman	LB			60	80%			D Tranquill	LB			51	89%	10	37%
M Crosby	DE			56	75%	8	30%	J Tillery	DT			48	84%	4	15%
Y Ngakoue	DE			55	73%	3	11%	J Bosa	LB			47	82%	1	4%
C Hayward	CB			54	72%	6	22%	K White	LB			44	77%	1	4%
J Hankins	NT			51	68%	8	30%	T Campbell	CB			38	67%	21	78%
A Robertson	CB			49	65%	7	26%	C Covington	NT			35	61%	3	11%
S Thomas	DT			37	49%	5	19%	L Joseph	NT			34	60%	2	7%
Q Jefferson	DT			35	47%	8	30%	U Nwosu	LB			31	54%		
K Wright	LB			26	35%	3	11%	K Fackrell	LB			29	51%	9	33%
D Philon	DT			26	35%			A Gilman	SS			22	39%	21	78%
D Arnette	CB			22	29%	4	15%	C Rumph	LB			9	16%	22	81%
C Ferrell	DE			20	27%	1	4%	J Gaziano	DE			7	12%	3	11%
C Nassib	DE			19	25%	13	48%	F Merrill	DT			3	5%		
N Kwiatkoski	LB			13	17%	22	81%	B Fehoko	NT			1	2%	2	7%
R Teamer	CB			10	13%	12	44%	N Niemann	LB					21	78%
T Mullen	CB			6	8%			K Hall	CB					18	67%
D Leavitt	FS			1	1%	16	59%	T Marshall	SS					15	56%
D Deablo	LB					16	59%	A Ogbongbemiga	LB					12	44%
T Gillespie	SS					13	48%	M Overton	LS					11	41%
T Sieg	LS					8	30%	T Long	P					11	41%
A Cole	P					8	30%	T Vizcaino	K					10	37%
D Carlson	K					6	22%								

B Parker	T	3	11%	S Quessenberry	C	5	19%
N Martin	C	3	11%	T Pipkins	T	5	19%
				M Webb	FS	4	15%

LAS VEGAS REVIEW-JOURNAL

Raiders report: Slow start finally too much to overcome

By Adam Hill

October 4, 2021

INGLEWOOD, Calif. — The Raiders once again got off to a slow start on Monday night. This time, they couldn't recover.

The Raiders suffered their first loss, falling 28-14 to the Chargers at SoFi Stadium, a defeat that dropped them into a three-team tie atop the AFC West standings.

A troubling trend continued as the Raiders went scoreless on their opening drive for the 10th straight game. While the Raiders have been able to quickly reverse their fortunes early in the season, they found themselves stuck in neutral for far too long Monday night and eventually paid the price.

The offense failed to gain a first down on any of its first four drives for the first time since an Oct. 24, 2017 game at Washington. They managed just 51 total yards in the first half, the fewest for any team coached by Jon Gruden.

Derek Carr's offense managed just one first down in the first 30 minutes of play, a mark of futility matched by just two NFL teams in the past two years.

One was the Texans on Sunday in the first road start of rookie Davis Mills' career. The other was the Broncos offense run by wide receiver Kendall Hinton against the Saints last year when the entire quarterback room was out due to COVID protocols.

"We can't come out and take that many punches in the first round," Gruden said. "That was ridiculous."

The last time the Raiders managed just one first down in the first half was against Denver in 2015.

Monday marked the first time in 20 years the Chargers allowed zero or fewer net yards in a first quarter.

Injury report

The Raiders didn't have a single player on the active roster out on Monday night because of injury. Both Josh Jacobs and Alec Ingold were available despite questionable designations. Several players didn't make it through the night, however.

Running back Peyton Barber injured his foot early in the first quarter. He returned to make one carry in the third quarter, but was stood up for no gain and didn't play again.

Tight end Derek Carrier exited with a pectoral injury, but it was the cornerback position that was most decimated during the game.

Trayvon Mullen was carted off the field with a foot injury in the first half and did not return. Damon Arnette left in the second half with a groin injury. Breakout rookie Nate Hobbs left the field to be evaluated for a concussion late in the contest.

Gruden is expected to provide updates Tuesday during his weekly news conference at the team facility.

Hello, old friends

Darius Philon recorded two sacks in the loss and had his best game as a Raider in his first year with the organization.

The 27-year-old spent his first four seasons with the Chargers and has been out of the league the last two years.

Monday marked the first time in his career he recorded multiple sacks in a game.

False start

The start of Monday night's game between the Raiders and Chargers was delayed 35 minutes due to lightning in the area.

Both teams left the field just before the scheduled 5:15 p.m. start and went back to the locker room. They returned around 5:35 to warm up once again.

"I've never had an indoor stadium with a lightning delay. This was a bizarre night for all of us," Gruden said. "I had never heard of that. I thought it was a joke. It affected both teams."

SoFi Stadium is largely covered by a canopy-like roof, but has open-air elements above both end zones and near the top of the stadium all the way around.

Raiders' flaws laid bare in 28-14 loss to Chargers

By Vincent Bonsignore

October 4, 2021

INGLEWOOD, Calif. — First came the thunder. Then the rain. And before anyone knew it, the Chargers unleashed a lightning bolt so powerful it identified, exposed and then seized upon every nagging Raiders flaw.

The result was a 28-14 Chargers win that sent the Raiders (3-1) limping back to Las Vegas trying to figure out how to locate the on-button quicker to start games, get better blocking from a shaky offensive line and, perhaps most importantly, get healthy in a hurry in the secondary.

"We cannot come out and take that many punches in the first round," said Raiders coach Jon Gruden, pointing to the 21-0 first-half deficit they tried to overcome.

It was the third time this year the Raiders have trailed by two touchdowns or more to start a game.

Said wide receiver Hunter Renfrow: "That's something we've got to do better. Look ourselves in the mirror and come out and play better."

After a forgettable first half in which they had more penalty yards (53) than offensive yards (51), managed just one first down and surrendered 248 yards to Justin Herbert and the Chargers, the Raiders came roaring back with 14 straight points to start the first half. They then reached the L.A. 35-yard line on a 51-yard throw from Derek Carr to Henry Ruggs.

But it was merely a tease and, really, more proof of some of their issues.

Facing a second and five at the Chargers 30, their inability to run the ball consistently forced a third down that, when the blocking up front faltered again, resulted in Carr taking a 6-yard sack.

Rather than scoring a tying touchdown, the Raiders moved backward. Instead of a manageable 46-yard field goal to further cut into the lead, Danial Carlson pushed a more formidable 52-yard attempt wide left.

Net result: A big fat zero.

The Chargers, sensing blood, marched 58 yards over 10 plays to essentially put the game out of reach on an 11-yard TD run by Austin Ekeler to make it 28-14.

Yes, it was the Raiders' first loss. No doubt, they would have readily signed up for a 3-1 start to this season, which is exactly where they find themselves.

But the record doesn't hide some of the frustrating truths they face.

"We don't start games nearly good enough yet," said Carr, who finished 21-for-34 passing for 196 yards, two touchdowns and an interception.

Their inability to play efficient football early in games — with a big finger pointed directly at a rebuilt offensive line that simply hasn't played well enough — has meant falling into huge holes.

Certainly, the weather delay that pushed kickoff back 35 minutes didn't help matters. But the Chargers were dealing with the same situation and came out flying.

At home, against the Baltimore Ravens and Miami Dolphins, Carr and the Raiders had the necessary firepower to bounce back and win after falling behind 14-0. But it was only a matter of time before the Raiders ventured too far into dangerous territory against an opponent too good to offer up an escape room.

The Chargers and Herbert were that opponent. Herbert, working against a Raiders defense that lost starting cornerback Trayvon Mullen and his backup, Damon Arnette, to first-half injuries and starting slot corner Nate Hobbs to a concussion in the second half, finished 25 of 38 for 222 yards and three touchdowns.

Meanwhile, Ekeler gained 117 yards on 15 carries as the Chargers churned out 168 yards on 34 carries.

The impressive balance is exactly what the Raiders seek. But an offensive line that has yet to jell could not get the necessary push.

So while the Chargers chewed up yards and clock, the Raiders could do neither while running for just 48 yards on 17 carries. The clock disparity told the tale: The Chargers had the ball for 34:42, the Raiders 25:18.

3 quick takeaways from Raiders-Chargers game

By Mark Anderson

October 4, 2021

Here are three takeaways from the Raiders' 28-14 loss to the Los Angeles Chargers on Monday night in Inglewood, California.

1. Another slow start

It figured at some point to catch up to the Raiders, and that time was Monday night when the Raiders found themselves in a 21-0 hole at halftime.

They were completely outplayed in the first two quarters, getting outgained 248 yards to 51. The Raiders, in fact, were penalized for more yards (53) than they gained.

Two of the Raiders' victories this season came after facing 14-point deficits. But it's not exactly a recipe for success, and it certainly wasn't against the Chargers.

2. Containing Raiders targets

When the Raiders mounted their comeback, Derek Carr relied most heavily on his two main targets — wide receiver Hunter Renfrow and tight end Darren Waller. Both caught touchdown passes in the third quarter to get the Raiders within a TD and right back in the game.

The Chargers, however, kept both receivers mostly in check, holding them to a combined 10 catches for 95 yards. Waller often puts up those kinds of numbers by himself.

3. Picking up the pressure

After Justin Herbert burned the Raiders for three touchdowns in the first half, they began the third quarter by making him as uncomfortable as possible.

By sending various blitzes, the Raiders held Herbert to 47 yards in the second half, giving the offense a chance to catch up.

The extra heat on Herbert also took pressure off the Raiders' secondary, which lost cornerbacks Trayvon Mullen (foot) and Damon Arnette (groin) in the first half.

In the fourth quarter, though, the Raiders' defense began to tire, and Chargers ended any doubts. That defense was on the field for 34:42.

LAS VEGAS SUN

'A bizarre night': Raiders' slow-starting ways cost them in loss to Chargers

By Case Keefer

October 5, 2021

LOS ANGELES — Silence spread over the crowd at SoFi Stadium when the Raiders' first pass on Monday night ended with their surest-handed receiver dropping a ball delivered right to the middle of his body.

Hunter Renfrow recovered from the uncharacteristic gaffe to play well against the Chargers, but the third-down conversion attempt slipping out of his fingers wound up representative of the night. Something was just off as the Raiders fell for the first time this season, 28-14, in front of a partisan crowd on the road.

"This was a bizarre night for all of us," Raiders coach Jon Gruden said.

Silver and black engulfed the four miles from Los Angeles International Airport to the Chargers' new \$5 billion home from mid-Monday morning. It was a reunion of sorts for a franchise that remains immensely popular in Southern California with jerseys from all eras and "Raiders" chants acting as precursors to a celebration of the team's best start in nearly 20 years.

But then the party was delayed 30 minutes with lightning strikes visible from the open-air section behind the stadium's end zones and it started to feel like the guests of honor never showed up. Las Vegas never gave itself much of a chance to improve to 4-0 and emerge as the AFC's last unbeaten team on its second and final appearance on Monday Night Football this season.

The Raiders gained only one first down in the first half while the Chargers piled on three touchdowns behind the arm of second-year quarterback Justin Herbert.

"Not just a slow start — a slow half," Renfrow said. "We played pretty bad in the first half, so that's something we've got to get better. Look ourselves in the mirror and get better."

That's something Las Vegas had talked about coming into its AFC West opener considering it fell into first-half holes in each of their first three games including trailing 14-0 to both Miami last week and Baltimore in Week 1. But those were a little different because the Raiders at least showed some early firepower.

There was none against the Chargers with all their biggest problems flaring up in one spectacular 30-minute blaze.

The offensive line was the main incendiary as it could provide neither any protection for quarterback Derek Carr — who got sacked twice early and four times total — nor much push for a ground game. Rookie right tackle Alex Leatherwood's rude welcome to the NFL continued as star edge rusher Joey Bosa continually schooled him.

Raiders Pro-Bowler Josh Jacobs returned at running back after missing the last two games but could manage only 40 yards on 13 carries after constant contact around the line of scrimmage. Las Vegas' defense held the best it could — including four straight drives without allowing a first down in the first half — but Herbert eventually took advantage of a rash of injuries that claimed the team's second and third cornerbacks Trayvon Mullen and Damon Arnette, respectively.

The reigning Rookie of the Year threw for 222 yards on 25-for-38 passing, beating the Raiders for the second straight time dating back to late last year.

"Your feelings are going to get hurt in this league sometimes," Gruden said. "Certainly, ours are hurting right now."

Gruden didn't express much depression otherwise, however, as he was ornery and even optimistic after the loss. He took exception to both the weather delay and SoFi's visiting locker rooms — "like a maze" — and pride in how his team handled the 21-0 halftime deficit.

The Raiders scored on their opening two drives of the second half, with Carr doling out picturesque touchdown passes to Renfrow and tight end Darren Waller.

First, Renfrow fooled Charger rookie cornerback Asante Samuel Jr. on a double, if not triple, move for a touchdown catch across the middle of the field in the end zone. Then, about seven minutes later, Waller skied over Charger safety Nasir Adderley for a catch in the corner of the end zone.

Waller spiked his helmet on the ground as he sprinted back to the Raiders' sideline, "trying to get the team live and back in it," with the score suddenly a manageable 21-14.

"We fought back to put ourselves in position to make a dramatic comeback tonight," Gruden said. "We just didn't make the plays."

Las Vegas' defense made one more stop, but Los Angeles burst out of its slumber to send the visitors home empty-handed from there.

After a 50-yard completion from Carr to Henry Ruggs — who had three catches for 60 yards total — the Chargers bore down. They collapsed Carr's pocket, leading to defensive tackle Christian Covington getting a decisive sack on third-and-3 from the 28-yard line with 11 minutes remaining.

"I think that our offensive line is battling," Carr said. "They're doing a great job. We're still able to throw the heck out of the ball. When you throw it a lot, try and throw deep shots and take shots and all that kind of stuff, sacks are going to happen, pressures are going to happen."

Daniel Carlson missed a 52-yard field goal after Carr took the sack, and the Chargers sent the large Raiders' contingent to the exits early on their next drive. Herbert led a 10-play clock-draining possession capped by running back Austin Ekeler scoring on an 11-yard touchdown run with five minutes to play.

Ekeler had 18 touches for 135 yards and two touchdowns. He did almost all of his damage at the beginning and end of the game.

Gruden was "proud" of how Las Vegas played overall in between but puzzled on how he can find a way to prolong those stretches. There were a lot of things that happened on Monday that he couldn't quite comprehend.

"There are some good things we'll take out of this game," Gruden said. "We've got to straighten out the openers, we've got straighten out the first quarter. That's one I'll start working on as soon as I get out of here."

THE ATHLETIC

Familiar problems trip up Raiders in loss to Chargers; Joey Bosa says Derek Carr was 'shook'

By Vic Tafur

October 4, 2021

INGLEWOOD, Calif. — The Raiders were overcoming another slow start on Monday night. They had some offensive line issues, problems running the ball, problems stopping the run, issues with fourth-down defense, red zone defense and ... (exhales) ... injuries to their top three cornerbacks.

Twice this season they had spotted teams two-touchdown leads and won, so Monday night at SoFi Stadium they tried falling behind by three touchdowns at halftime to the Chargers.

And lo and behold, they scored twice in the third quarter and then Derek Carr seemingly just missed grazing the overhead scoreboard on a 51-yard heave to Henry Ruggs III. The Raiders were driving for the tie two minutes into the fourth quarter.

But on third-and-3, Carr took a sack — one of four amidst constant pressure on a bad night by the offensive line — and the air came out of the balloon for the now 3-1 team.

And then Chargers defensive end Joey Bosa, apparently forgetting that Carr was an MVP candidate just earlier in the day, fired his blunt assessment of the quarterback.

"We knew once we hit him a few times, he really gets shook," Bosa said. "And you saw on (Christian Covington's) sack, he was pretty much curling into a ball before we even got back there.

"Great dude, great player ... but we know once you get pressure on him, he kind of shuts down."

Carr obviously didn't shut down as the Raiders did come back and make it a one-score game. The Raiders had finished the first half with 51 yards of offense and 53 yards in penalties, but Carr led two drives and then found Ruggs to liven up the crowd, which was roughly 60 percent Raiders fans.

But before the third-down play, Jon Gruden tried for the 16th time to get the run game going. The Raiders averaged 2.7 yards a pop but Josh Jacobs got only 2 yards and it was third-and-3.

Carr called timeout ahead of the third-down and then promptly got sacked. Daniel Carlson missed a 52-yard field goal and the Chargers drove 58 yards for a touchdown that pushed the lead to the eventual 28-14 final score.

Gruden said he was proud of his team's comeback effort, lamented another dismal first quarter, and realized those two plays were difference makers.

"Second-and-5, we gave the ball to Josh," Gruden said. "We didn't get much. I think we got a yard-and-a-half or so. On third down, they played good defense. We missed a long-range field goal. We had two plays that we liked going in, we had a good roll going, two back-to-back touchdown drives. Unfortunately, we didn't really get a chance after that."

The Raiders came into the game 25th in the NFL in rushing and Gruden was determined to get Jacobs going after he had missed two games with an ankle injury. Jacobs got 3 yards running on the Raiders' first two plays, as the Raiders had three three-and-outs and 0 yards of offense in the first quarter.

Jacobs would finish with 40 yards on 13 carries, Peyton Barber injured his foot and had only one carry for 0 yards, while Kenyan Drake had one carry for 2 yards and was not targeted in the passing game.

"We had a lot of guys go down," Gruden said. "Jacobs went out, Peyton Barber went out. (Derek) Carrier was unable to play. We lost a lot in our three tight end set.

"I'm proud of our team. I'm going to reiterate that. We're 3-1 and we have had some tough overtime victories and we fought back and put ourselves in position to make a dramatic comeback tonight. We just didn't make the plays."

Bosa was talking on the other side of the stadium at the same time as Carr, so reporters weren't able to relay him that quote. But he was asked about the third-and-3 sack by Covington:

"(Darren) Waller was running so fast that he left his guy in the window for (Hunter) Renfrow," Carr said, "and I couldn't throw it because that dude was there, so I went to Waller, and by the time I was going through my progression, I tried to scramble ... I tried to spin it out of it, and it was too late."

Carr, who entered the game averaging an NFL-best 401 passing yards per game, finished 21-of-34 for 196 yards. His per-game average dipped to 349.8 yards, but he's still the league leader with his 1,399 yards. But he was able to find Waller only four times for 50 yards and Bryan Edwards once for 4 yards, as the Chargers brought a lot of pressure.

As far as the slow starts, Carr said he knows why the Raiders are the worst first-quarter team in the league with a minus-23 point differential.

"There are some things that, respectfully, privately I'll share, but, yeah, absolutely, there is," Carr said. "And I'll do that privately. It's nothing I need to do in front of a microphone. That's not my style."

The Raiders defense — along with an assist from Renfrow in snuffing out a Chargers fake punt — was able to keep things close until the Chargers broke through with two touchdowns in the final 4:16 of the first half. The Raiders came into the game ranked 22nd in the league in rushing defense and gave up 168 yards on 34 carries (4.9 yards a pop), dropping them a spot to 23rd in the league (132.3 yards allowed per game)

A lot was made of defensive coordinator Gus Bradley being very familiar with the Chargers' scheme because he spent the previous four years as their coordinator. Obviously, the Chargers know Bradley pretty well too.

The guy who really got back at his old team was Chargers tight end Jared Cook. He had six catches for 70 yards, including two on fourth down and one for a touchdown — sweet vindication for the Raiders not making him an offer after his Pro Bowl year for them in 2018. (They had already found Waller by then.)

The Raiders, truth be told, didn't really think they were going 17-0.

Carr was asked how he felt about the first loss.

"It's better now than later," he said. "If anything, I think this hopefully wakes us up a little bit. I think we needed to start a lot faster.

"You never want to lose, but it's hard to win in this league. We'll see them again."

'It has to change': Raiders can't overcome another slow start and lose to the Chargers — 5 observations

By Tashan Reed

October 4, 2021

INGLEWOOD, Calif. — SoFi Stadium is a beautiful \$5 billion structure with a roof, but that apparently doesn't protect it from weather delays. Shortly before Monday night's kickoff between the Raiders and Chargers, lightning struck nearby — the sides of the stadium have openings at the top — and the start of the game was pushed back 40 minutes.

Things got going eventually, but the Raiders came out flat and fell into a 21-0 hole in the first half. Las Vegas scored two touchdowns in the third quarter to make it a seven-point game, but ultimately came up short in a 28-14 loss to the Chargers.

"It's better now than later," quarterback Derek Carr said afterward of the team's first loss of the season. "If anything, this hopefully wakes us up a little bit."

The Raiders (3-1) return home to host the Bears (2-2) in their Week 5 matchup Sunday. Here are five observations from the loss in Los Angeles:

1. Raiders have to figure out a way to avoid the early deficits

Comebacks make for an exciting viewing experience, but they aren't a very efficient way to win games. The Raiders have faced multiple-score deficits in three of their first four games. They overcame the first two but that proved to be unsustainable and they couldn't do it again Monday.

There were multiple factors at play in each game, of course, but the most consistent one was poor starts by the offense. In those three contests, the Raiders combined to score just 22 first-half points. They've yet to score a first-quarter touchdown this season and have just five total first-quarter points. The biggest culprit for that has been inconsistent play by the offensive line, which continued to be an issue Monday.

In the first half, the Raiders averaged just 2.3 yards per carry while allowing two sacks and four quarterback hits. With the offensive line struggling, the Raiders gained just one first down and either punted or turned the ball over on downs on six of their first seven possessions.

"It has to change," tight end Darren Waller said. "It's got to be addressed because you kind of put the defense in some rough spots as well. ... It can't continue to be a trend for us."

The offensive line stepped up in the second half in the comeback wins over the Ravens and Dolphins, but its struggles continued this time around. The Raiders averaged 3.0 yards per rush and gave up two sacks and three quarterback hits in the second half.

It's important to recognize that Richie Incognito (calf) hasn't yet played this season and Denzelle Good (ACL) was lost for the year on the first drive of the season, but the unit as a whole needs to be better. If the group can't improve, the offense will likely continue to face an uphill battle moving forward.

"You got to be consistent," Carr said. "We can't have any big eyes or anything like that, man. Just play football. We got some moving parts that we're trying to help everyone as a unit go forward."

2. The offense blew a key opportunity

Following its abysmal start, the offense started the second half with back-to-back touchdown drives to make it a seven-point game. Trailing 21-14, the unit got the ball back in the fourth quarter with an opportunity to tie things up. Their effort to do so started in excellent fashion as Carr found receiver Henry Ruggs III on a deep shot for a 51-yard gain on the first play of the drive.

From there, though, things went downhill. Carr hit wideout Zay Jones for a 5-yard gain on the following play, and running back Josh Jacobs was brought down after picking up 2 yards on second down. Then, on third-and-3, Carr was sacked before his targets could get open. Coach Jon Gruden called for a field goal attempt, but kicker Daniel Carlson missed the 52-yarder. The Chargers went on to score a touchdown in response to effectively ice the game.

Given the running game had been struggling all evening and Carr was clicking, the Jacobs run felt like an odd play call. It made the third-down pass more predictable, which allowed the Chargers' pass rush to tee off and ultimately force the stop. While the late play calling was questionable, finding consistency is the primary concern for the unit. Overall, the offense averaged 5.1 yards per play in the second half after gaining just 2.1 yards per play in the first half. The next step is getting results closer to the former throughout an entire game. "It's upsetting because of how we played in the first half but it's encouraging because we know we can fix all the things," receiver Hunter Renfrow said. "And we know whenever we play well we can move the ball up and down the field."

3. Raiders have to get penalties under control

Las Vegas had committed the third-most penalties in the league after Week 3 and then committed seven penalties for 58 yards against the Chargers. At the end of the first half, they'd committed six penalties for 53 yards while having just 51 net yards on offense. The taunting call on Waller was bogus, but the Raiders have had far too many self-inflicted errors.

The Raiders are one of the youngest teams in the league, so it's not all that shocking that they have an issue that's rooted in discipline and focus. They've still been a good team so far this season despite the trend, but margins for error are slim when it comes to making the playoffs. They can't afford to keep making things harder than they need to be.

4. The defense played well in spurts

At one point, defensive coordinator Gus Bradley's unit was playing lights-out football. After giving up a touchdown to start the game, the defense forced four consecutive stops and took just 14 defensive snaps to do so. The issue was that the offense continued to do, well, next to nothing and the defense looked gassed as it gave up back-to-back touchdowns to end the first half.

The defense responded to force back-to-back punts to start the second half, but had one more major breakdown after Carlson's missed field goal. It had a chance to get the Chargers off the field on a fourth-and-2, but tight end Jared Cook beat linebacker Denzel Perryman on a route toward the left sideline for a first down. That put Los Angeles in Raiders' territory and led to running back Austin Ekeler's game-clinching 11-yard touchdown run.

Despite allowing the late scoring drive, the defense actually improved as the game went on. It gave up only seven points in the second half and limited the Chargers to 3.9 yards per play after allowing 21 points and 6.0 yards per play in the first half. It could've been a much worse evening for the unit considering the circumstances.

5. Injuries are piling up

The Raiders came into the contest with six players on injured reserve and then lost cornerbacks Damon Arnette (groin), Trayvon Mullen (foot) and Casey Hayward, running back Peyton Barber (foot) and tight end Derek Carrier (pectoral) to injury. They've managed to navigate the situation as best as they probably can, but it'll certainly be a factor moving forward if the Raiders keep having key contributors drop.

To close out the game, for example, the Raiders had to depend on Nate Hobbs and Amik Robertson as their outside cornerbacks and safety Roderic Teamer as their nickelback. That's a rookie in Hobbs, a second-year player in Robertson and a player who was out of the league last season and was making his season debut coming off an injury in Teamer.

Even for the deepest teams, the "next man up" mentality only goes so far when facing quality opponents. The Raiders have good depth at offensive skill positions and along the defensive line, but their depth elsewhere is questionable. Over the course of a 17-game season, that sort of thing catches up to a team eventually.

"We had a lot of guys go down," Gruden said Monday. "They lost players, too. We're all going to have to deal and adapt. Hopefully, we can get some guys ready. We've got a short week. We've got to get back home and get ready. I'm proud of our team; I'm going to reiterate that. We're 3-1. We've had some tough overtime victories and we fought back to put ourselves in position to make a dramatic comeback tonight. We just didn't make the plays."

ESPN.COM

Raiders dig too deep a hole early vs. Chargers, suffer first loss

By Paul Gutierrez

October 4, 2021

INGLEWOOD, Calif. -- Too little, too late.

You can't continually fall behind by multiple scores and expect for a battered defense to keep things close. Because for the third time in four games the Las Vegas Raiders trailed by two touchdowns early. But for the first time this season, the deficit was 21 against the Los Angeles Chargers and it was too big a hole to climb out of, even if the Raiders scored TDs on each of their first two second-half drives to make things interesting on Monday night.

In fact, the Raiders had 51 yards of offense in the first half (a pre-halftime low since coach Jon Gruden returned in 2018), but 53 yards in penalties. It was a bitter lesson to learn in front of a raucous pro-Raiders crowd at SoFi Stadium as the Raiders suffered their first loss of the season, 28-14, to fall to 3-1.

"I think we need to start a lot faster, if I'm honest," Derek Carr said. "We started the season great, but we don't start games nearly good enough yet."

The Raiders have been outscored 28-5 in the first quarter and 56-31 in the first half this season.

Describe the game in two words: Not quite. As well as the Raiders' offense played in the third quarter, it was just as forgettable the other three quarters, and that's not going to win many, if any, games.

QB breakdown: Carr had neither the time nor the inclination to get set in the pocket in the first half, what with a Chargers pass-rusher in his lap nearly every play. The offensive line was torched by the Chargers. But the scheme changed after the half and Carr found a rhythm -- he completed nine of his first 10 passes after the half for 76 yards and two TDs -- until he tried to force a sideline throw to Darren Waller trailing by two scores midway through the fourth quarter. The ball was picked off by Derwin James and the competitive phase of the game ended. Carr finished with a season-low 196 yards in the air -- his previous low was 382 yards at Pittsburgh in Week 2.

Pivotal play: The Raiders were moving the ball, down by a touchdown and facing third-and-3 at the Chargers' 28-yard line when Derek Carr was sacked for a 6-yard loss by Christian Covington early in the fourth quarter. One snap later, Daniel Carlson hooked his 52-yard field goal attempt, wide left, and instead of the drive continuing or the Raiders at least being within four points with a field goal, Las Vegas came away empty-handed as the Chargers converted a fourth-and-2 and drove down for a back-breaking touchdown. Ballgame.

Eye-popping NextGen stat: When Hunter Renfrow broke up the Chargers' first-quarter fake punt -- the returner sniffed out the fake to blast Tevaughn Campbell and jar the ball loose -- he was 18.95 yards away from Campbell with the ball was released by Ty Long. Renfrow hit a max speed of 17.04 mph in closing in on Campbell. Yeah, the Raiders needed all of Renfrow's effort as they had 10 players on the field on that punt return.

ASSOCIATED PRESS

Lightning strike: Raiders can't catch Bolts after slow start

By Greg Beacham

October 4, 2021

INGLEWOOD, Calif. (AP) — A slow start is becoming a familiar predicament for the Las Vegas Raiders, who have fallen behind by two touchdowns in three of their four games this season.

But a delayed kickoff because of a lightning threat — at a stadium with a roof?

That was a novel source of lateness for coach Jon Gruden and his Raiders before they faced the Los Angeles Chargers on Monday night.

"It was almost like, what in the world is going on?" receiver Hunter Renfrow asked. "I mean, we're in a dome, right? I bet you if you polled everybody in here, nobody would have guessed you could have a lightning delay. But obviously they responded better than we did to it, or we wouldn't have come out and played the way we did in the first half."

Indeed, the Raiders (3-1) still struggled to catch up when they finally got on the SoFi Stadium field after the lightning threat passed in the Southland.

They were down 7-0 after Los Angeles' opening drive, and they trailed 21-0 at halftime after managing a paltry 51 yards of offense — the Raiders' worst first half since Gruden's return in 2018 — offset by 53 yards in penalties.

Two lengthy scoring drives to open a strong third quarter weren't enough of a rally to save Las Vegas from its first loss of the season, 28-14 to its AFC West rivals.

Instead of fashioning another dramatic ending in a season already featuring two overtime victories, the Raiders were powerless to stop the Chargers from salting away a comfortable win.

"If anything, hopefully this wakes us up a little bit," said Derek Carr, who passed for a season-low 196 yards and two TDs. "I think we need to start a lot faster, if I'm honest. We started the season great, but we don't start games nearly good enough yet."

The Raiders have been outscored 56-31 in the first half this season, including 28-5 in the first quarter. Those numbers are alarming, but Gruden was particularly dismayed by this slow start, repeatedly calling it "ridiculous."

It could have been even worse, but Renfrow made one of the best heads-up plays in recent NFL history when he sniffed out a fake punt late in the first quarter and roared up from his position as the returner to blow up a pass from Ty Long to Tevaughn Campbell.

"We had penalties that were ridiculous," Gruden said. "We gave up some plays in the passing game today that you can't give up. We didn't play well in the first half. ... We fought back and put ourselves in a position to make a dramatic comeback tonight. We just didn't make the plays."

Las Vegas' first 3-0 start since 2002 ended at SoFi Stadium in front of thousands of silver-and-black-clad fans from the Raiders' bountiful fan base in the Los Angeles area. Although the stadium rocked for the Raiders, the Chargers' fans had much more to cheer outside the third quarter.

The Raiders' potential tying drive was stopped at the Chargers 34 with 10:38 to play when a short pass, a short run and a sack of Carr short-circuited another good-looking drive. Carr said the third-down sack was a fluke partly caused by tight end Darren Waller beating his man so badly that it left his Chargers defender standing in the window where Carr wanted to throw to Renfrow.

"So I went to Waller, but by the time I was going through my progression, I tried to scramble, and it was too late," Carr said.

Daniel Carlson missed a field goal attempt, and the Chargers drove for the decisive touchdown.

The Raiders have little time to dwell on this setback with a short week of preparation for a visit from Chicago (2-2) on Sunday. Carr apologized to the Raiders fans who cheered them in Inglewood and vowed to do better in Las Vegas.

"Coming here, it wasn't really a hostile place," Carr said. "It was more of a home game, just like we thought it would be. For us to just keep going forward, we just need to be consistent. ... The expectation never changes. The expectation is to win every game. We didn't do that today, and that's all my fault."

RAIDERS.COM

Hunter Renfrow, Raiders defense have their moments as team suffers loss in Los Angeles

By Levi Edwards

October 4, 2021

It was a good run.

And despite Monday night, the Raiders have proved that there may be more good runs ahead.

The Los Angeles Chargers handed the Silver and Black their first loss of the season, 28-14. Another slow start in the first half was their downfall, as the Raiders were down 21-0 at the end of the first half and only produced 49 total offensive yards.

"I think we needed to start a lot faster if I'm being honest," Derek Carr said after the loss. "We started the season great, but we don't start games nearly good enough yet. And I think that's something we need to be better at."

The second half of the game was a different story.

The Raiders showed the same resilience that won them two overtime games this season and looked to be marching toward another comeback. Carr opened the second half with 14 unanswered points in touchdown passes to Hunter Renfrow and Darren Waller. Both players were extremely dependable for their quarterback, combining for 10 catches and 95 yards against the Chargers on Monday night.

No. 13 also made his presence felt on special teams. The receiver made a big hit on a fake punt to force an incompletion on fourth down. While it may have been the first time Raider Nation has seen Renfrow lay someone out, he let it be known that it wasn't a fluke. After the game, he shared that he actually played a few snaps at defensive back in high school.

"We didn't have a guy out there, and I was kind of in-between and I didn't know if I should play the return or go down and play the receiver," said Renfrow. "So luckily, he took some time to throw the ball, and [I] was able to make a play."

"It was a big stop for us."

Carr wasn't as modest as Renfrow when talking about the clutch play.

"That was an amazing play. Even if the guy had caught it, he was short," said Carr. "And that just shows you what kind of football player [Renfrow] is. I think he's one of the best football players in the NFL. I think he's a special, special talent and for him to make that play ... you look back at that play like, 'Wow, what a play.' I was very impressed by that."

With the Raiders offense still trying to fight back late in the fourth quarter, their comeback bid was cut short when All-Pro safety Derwin James jumped a route on Waller and secured an interception.

Even in defeat, the overall performance of the Raiders defense and the resiliency of the offense in the second half were high points. After allowing Justin Herbert to go 6-for-6 passing for 49 yards and a touchdown on his opening drive, they cooled him off with relentless pressure and physicality. From that point on, Herbert completed under 60 percent of his passes and was sacked twice by former Charger Darius Philon.

"There's some good things we'll take out of this game," said Head Coach Jon Gruden. "And there's some things we've got to learn. We've got to straighten out the opener. We've got to straighten out the first quarter, and that we will start working on as soon as I get out of here."

The loss may be a difficult pill to swallow for a banged-up Raiders squad, but at the end of the day, they're still 3-1 and playing some of their best football in recent memory. Their rematch with the Chargers in Week 18 will be a game circled on their calendar moving forward.

"You never want to lose, but it's hard to win in this league. But we'll see them again," said Carr.

They'll now try to regroup and assess injuries on a short week and prepare for the Chicago Bears (2-2) at home this Sunday. The Bears are coming off a 24-14 victory over the 0-4 Detroit Lions.

"Hopefully we can get some guys ready; we got a short week. Got to get back home and get ready," said Gruden. "I'm proud of our team, I'm going to reiterate that. We're 3-1, we've had some tough overtime victories, and we fought back to put ourselves in position to make a dramatic comeback tonight."

"We just didn't make the plays."



FEATURE CLIPS

Owner Mark Davis

LAS VEGAS REVIEW JOURNAL

Raiders owner Mark Davis is emerging from his father's shadow

By Ed Graney

May 27, 2020

Raiders owner Mark Davis is used to life in the shadow of his father Al, whose massive legacy is matched by few in the history of professional football.

Slowly but surely, however, Mark is creating one of his own. Even if he doesn't allow himself to see it that way.

"I've always said the least important thing in life is the score at halftime, so I can't be thinking about legacies right now," Davis said. "We're talking about building something."

That process began with his relocation of the Raiders from Oakland to Las Vegas and their spectacular new home that is Allegiant Stadium. It continued when Davis purchased in January the WNBA's Las Vegas Aces.

Al Davis remains, now and forever, the most indelible figure of all things Raiders. He died in 2011, but his presence defines the organization. It happens when you are principal owner and general manager for 39 years.

That 85-foot memorial torch inside Allegiant Stadium might be ceremoniously lit to honor Davis before each home game, but understand that the successful and controversial flame ignited by him when running the Raiders will never really expire.

"Al was a genius and a progressive, but he also had paranoid tendencies," said longtime Bay Area sports columnist Ray Ratto. "His story is told through one of those prisms depending on who is telling it."

Ratto said father and son are alike in one significant regard. "Take me the way I am" is an approach to life they share.

"Maybe that is (Mark's) legacy — don't go out and seek a positive one but that he doesn't want a negative one," Ratto said. "Who does? That makes him closer to the every-man owner than maybe anybody in sports."

One whose arrival to Las Vegas has proven to be a financial bonanza.

A tidy return on investment: The Raiders today are ranked as the world's 29th most valuable sports franchise at an estimated \$3.1 billion. In the last five years, that value has jumped some 117 percent. Which brings us to what Las Vegas has done for the Raiders, the most prominent example being that \$750 million public contribution toward the building of Allegiant Stadium.

It was never going to happen in Oakland. There was never going to be enough money to raise a new stadium in place of the dilapidated Coliseum. It's why, ultimately, Davis found a new home in Las Vegas.

Time will pass, those from both sides of the stadium dispute between the Raiders and the city of Oakland promise, and the entire narrative as to all that transpired will be told.

Some believe it rather simple: That the reason Davis was initially involved in a potential move to Los Angeles (one the Rams and Chargers now share) and the reason he flirted with San Antonio in trying to create a market was that he long since accepted the realities of Oakland.

The city wasn't going to invest hundreds of millions in public money toward a new venue, so Davis discovered in Las Vegas the largest public subsidy ever earmarked for an NFL stadium.

"For anyone to question his desire to get something done in the Bay Area is both ignorant and uninformed," Raiders president Marc Badain said. "Even up until the time we were negotiating here, he always said (Oakland) had a chance."

Community driven

This might not define a legacy, but it is stuff of legend: During the long and dreary days of a pandemic shut-in, Davis hunkered down at his temporary home — Westgate Las Vegas.

"I was the only person living there," Davis said. "There were like 25 security people there on a daily basis. Other than that, I was the only one. It was like 'The Shining.' Everyone in (Las Vegas) was looking for toilet paper and I had 3,000 rooms' worth."

Believe it. He would have invited the entire city inside if allowed.

Davis will tell you how significant those two years leading up to the official move were in connecting his franchise to Las Vegas. NFL owners approved relocation in March of 2017, but the Raiders remained in Oakland until they could officially kick off at Allegiant.

While there is no debating the intimate connection felt between the Golden Knights and Las Vegas — one forged from the October 1 mass shooting during the NHL team's expansion season — the Raiders too have spent their short time here integrating themselves into the community.

Rare is it that a few weeks pass without a press release announcing another outreach program. Recognizing local teachers. Hosting local prep football teams for games at Allegiant Stadium. Feeding the hungry. Working with veterans. Visiting hospitals and middle schools and high schools. Promoting the COVID-19 vaccines.

"Their involvement in the community is really impressive," Gov. Steve Sisolak said. "They don't say, 'No,' when you ask them for something. They just say, 'Yes,' to any community service item." Davis has often said he wanted the organization to earn such attachment, which he doesn't think would have occurred if the Raiders had arrived earlier and, say, played a few years at Sam Boyd Stadium.

He believed all infrastructure needed to be in place.

“Mark has made a commitment to Las Vegas and delivered every step of the way,” Raiders head coach Jon Gruden said. “The community is really important to him and he’s proud to be part of it. It shows the way Las Vegas has embraced the team. You can feel the excitement everywhere around here.”

Need to win more

All of his dreams for the Raiders had come true. The beautiful practice facility. The magnificent stadium. The community interest.

“And then the pandemic hit and the world stopped,” Davis said. “That’s how life goes sometimes.” What those who committed to paying traditional sky-high NFL season ticket prices missed watching in person last season was an 8-8 team whose franchise missed the playoffs for a 17th time in 18 years. Gruden will now enter a fourth year since returning to the sidelines. He is 19-29 on this second go-round after signing a reported 10-year deal in 2018 to get things turned.

They haven’t been yet.

“My role in taking over for my father when he passed away was to continue the legacy that he built and the mystique of the Raiders,” Davis said. “The one thing that I have failed in so far is we haven’t won. That’s what this team is about. It drives me, absolutely. It does.

“I felt bringing Jon Gruden into the organization was very stabilizing and he has a long time to do the things he needs to in order to get it done. I wasn’t looking for a quick fix. I was looking for something that we built for the future. We’re doing a wonderful job off the field, but we have a lot of work to do on it.”

The latter isn’t an issue with his other team.

Passion for hoops

Over nearly 30 years working for the Raiders, during which time she became the NFL’s first female front office executive, Amy Trask would frequently need to discuss a matter with Al Davis or have him sign a document.

Often, she was made to wait.

“He would be involved watching a women’s basketball game,” Trask said. “His interest and love for women’s basketball was as strong as it could be. When I heard Mark purchased the Aces, it made me smile.”

If the Raiders are the impetus by which Davis’ heart beats, it appears he has saved a portion for the Aces.

He bought the team from MGM Resorts International and is building an 80,000 square-foot training facility next to the Raiders’ headquarters in Henderson.

Davis has been a courtside staple since 2017. Two years later, the Raiders purchased 1,600 tickets for local youth to attend home games. Davis recently announced that Aces season-ticket holders — around 2,000 — will attend games this season for free. He is eating the entire cost.

Numbers are sometimes just that. His football team has a 53-player roster and \$180 million salary cap. His basketball team has 12 players and a \$1.3 million cap.

Davis, though, recognizes the disparity in compensation between his male and female athletes and has already proven to be overly passionate about ensuring women receive a larger piece of the financial pie. He is pushing fellow WNBA owners to negotiate a more lucrative media rights deal.

"It will be a different style of ownership from the big conglomerate to an individual, but the commitment from (Davis) is as much or even more than the MGM," said Aces coach Bill Laimbeer, whose team is among the favorites to win this year's title. "His commitment to making us as good as we can be is phenomenal.

"My goal is to educate him. He wants to learn everything about the women's game. In the long run, I'd like to see him have whatever say he chooses — hey, it's his money — but he knows he has a long ways to go. He wants to be taught and that's wonderful, from both a basketball and business side as well." Already, the first-year owner is dreaming about how legacies can be born for all involved. What's he looking forward to most?

"Designing that (championship) ring," Davis said.

It's still halftime

Even on one of the most important days of his life — March 27, 2017 — Davis spoke about another. Minutes after league owners voted 31-1 in favor of the Raiders relocating to Las Vegas, Davis stood behind a podium in Phoenix and talked about how his father often stated that the greatness of the Raiders was in its future.

The prospects for a rewarding one born and nurtured in Las Vegas seem more likely than ever. "Al Davis was Oakland and Mark Davis will be Las Vegas," Sisolak said. "The thing that has surprised me most is how approachable he is. He's very recognizable — I don't want to say it's the haircut, but that certainly helps — and he takes an inordinate amount of time to visit with anybody and sign autographs and talk to people. He shows and feels his best relating to everyday people."

In the end, legacies are built. It's just that many prefer to focus on the process and not the outcome. So maybe that's it, then, for Davis.

Maybe it's still halftime and he's not near ready to keep score.

"His (legacy) never has seemed to be the motivation behind any of his decisions," Badain said. "When people ask me about him, I say he's the anti-sports owner. He doesn't want any credit. He doesn't really want his name in the paper, but he will put his face out there when things go badly."

As an example, Davis last month took responsibility for a tweet that appeared on the team's official account about the verdict in the George Floyd murder case that was roundly criticized as insensitive. It read, "I CAN BREATHE 4-20-21," which Davis meant as a way to applaud the guilty verdict. But an hour after the tweet went public, it already had received nearly 20,000 comments and more than 15,000 retweets. Most were of a highly critical nature.

"But when things are going well, you don't hear from him," Badain said. "I really can't see the motivation for himself to create a legacy."

With or without one, Mark Davis has changed the trajectory of Las Vegas sports forever. Somewhere in there, perhaps not yet detectable, is a pretty amazing legacy.

THE ATHLETIC

New city, new man: How Las Vegas has changed Raiders owner Mark Davis

By Vic Tafur

July 22, 2020

LAS VEGAS — Back before the pandemic, Raiders coach Jon Gruden hit the Las Vegas Strip pretty hard for a few days, sampling some of the prized steak houses, enjoying an Aerosmith concert and appearing on social media posts with comedian Carrot Top.

"I was getting pissed at him," team owner Mark Davis said, laughing. "He stole my 15 minutes of fame. I told him to go home."

While Gruden, a celebrity coach who used to be a TV star, is the face of the franchise, Davis holds the keys to the city. After years of struggling to get a new stadium in Oakland and then falling short in an attempt to move to Los Angeles, Davis sits in Las Vegas with a state-of-the-art, \$1.85 billion stadium that is 98 percent completed and on track to be ready for the 2020 season.

Davis has immersed himself in the community since moving to Las Vegas last summer.

"The buzz has been unbelievable," Davis said in an hour-long sitdown interview on Saturday. "The fans here have just been so welcoming. They are stopping me and thanking us for coming, while I'm trying to thank them for bringing us."

Nevada Gov. Steve Sisolak first met Davis four years ago and is amazed by just how many people Davis talks to.

"Mark is an unusual character," Sisolak said in a phone interview Tuesday. "I have gotten to know a lot of wealthy and very powerful individuals, and Mark is the most unique of all of them. He is at his best, his comfort zone is with regular people. When he is on-site, he is always in the back talking to kitchen workers. And he will sign autographs until there is no one left. And you can tell he enjoys taking the selfies and chatting with these guys. He really gets close with people."

Allegiant Stadium may not have people cheering at games this season due to the pandemic, but it looks great and a visit last week saw workers looking back and admiring it at the end of their shifts.

"It's a phenomenal feeling," Davis said. "To get through the trials and tribulations and actually get it done on time. The pride that the workers showed in this building, man, they really did ... they loved working on it. Every three months before the pandemic hit, we would serve them a big-ass lunch and go through and thank every one of them. They just had so much pride in building this thing."

"You see them building hotels around here and you don't see the same enthusiasm about a project. They are the MVPs. I just can't thank them enough."

A new owner in a new city, Davis is also a new man.

After years of thinking that players should not protest or take a stand on issues while on the football field, he started changing his mind three years ago — before a weird game in Washington that Davis felt set the team back years. He has now reached a point where he is one of only a handful of NFL owners to say “Black Lives Matter” after the killing of George Floyd by a police officer in Minnesota and the subsequent protests around the country.

In a statement the team posted on social media, Davis said, “To watch a man be murdered by a uniformed police officer kneeling on the man’s throat for nine minutes while three uniformed police officers either assisted or stood by watching is disturbing in too many ways. To be honest I’m surprised that the resulting violence hasn’t been much worse.”

Davis has since met with Nevada Attorney General Aaron Ford, Clark County Sheriff Joseph Lombardo and Gruden about how they can make a positive social impact coming into the Las Vegas community.

“The initial thing is trust,” Davis said. “The officers need to trust the players and their families, and the players need to trust the officers so we can all say that we are on the same team.

“We discussed a lot of different programs and things that we can do. As soon as this virus is over, we’re going to get together and have an eye-to-eye and let everyone talk and speak from the heart, so we’re all starting on the same page. Starting in the local community is the quickest and most effective way for us to make a difference.”

Davis has also sat in on Zoom meetings that his players had to discuss social injustice.

“They are really stressing voting, and getting the word out how important it is to vote,” he said. “Making sure people know how to register to vote. If you want change, that’s really the only way to go about doing it, voting. The players would also have mentorships with kids in the community and make appearances with officers in schools, together, showing that they are on the same team and it’s not us versus them.”

Players are planning to make a stand against police violence before games — possibly taking a knee during the national anthem — and Davis is fine with that. He wasn’t for a long time, but that changed just before that Washington game in 2017.

Actually, it goes back to 1968.

“I was 13 years old then and there was a lot of social change going on in the Bay Area — we had Berkeley, Hells Angels, the Black Panthers, People’s Park, the war in Vietnam,” Davis said. “We had all that going on and it’s so remarkable to me the violence that was going on then and the protests and kids getting the shit kicked out of them. And then what was going on in Los Angeles and across the country in Black communities.

“And now, today, people think we are in a tough situation with Black Lives Matter and George Floyd,” he said. “When you look back at ’68, I think people have been actually pretty calm about what’s going on now. You think about it, has anything really changed in 50 years? There’s been progress, but certainly not enough.”

Davis admitted that he didn’t know what to make of Colin Kaepernick’s 2016 protests during the national anthem at first.

"My hero was Tommie Smith," Davis said. "Fist in the air. Strength. That was quite a statement. I didn't see strength in Colin kneeling, and there was some confusion at first over what he was kneeling for. A little bit before that Washington game, I had told the players that while I was the first person for social justice and the Raiders are the first team in the world for social justice, I would prefer that if you had something to say, you don't do it in a Raiders uniform. Because then you're speaking for all 53 players and everyone that works in this organization. And they may not all agree with you."

Davis asked them to speak out after games and said he would stand with them then if they wanted. He thought the message was well received but wasn't sure what the players would do. Then, two days before the game at Washington, President Donald Trump called NFL players who kneeled "sons of bitches."

"Certain things happened and the national climate changed. Things got hot and that clicked me back to 1968," Davis said. "I called in Derek (Carr) and Khalil (Mack) and told them that I can no longer ask them not to say something while you're in uniform. And that if they were going to say something, say it with class and pride and try and say it as a team. There won't be a fine."

While Davis gave his blessing, there was still a lot of debate and uneasiness in the locker room going into the game. Coach Jack Del Rio clearly sided with Trump that players should not protest during the anthem. Carr and Mack, meanwhile, were not polished leaders and did not pull off the unified front, as some players kneeled during the anthem, others stood and many sat on the benches with their arms interlocked.

"Everybody took a different path," Davis said.

Carr took a beating that game, as the listless Raiders were dominated, 27-10, and would go on to lose four straight games to erase a 2-0 start to the season. The rumors spread that the offensive linemen let Carr get hit over the differences of opinion over the pregame protest.

The players on the team all deny this, and most point to the offense falling apart under new coordinator Todd Downing, with former linebacker Del Rio and offensive line coach Mike Tice getting too involved in the play calling.

But there was definitely something hanging in the air in the locker room.

"People respected that Derek stood," former Raiders defensive lineman Mario Edwards Jr. told The Athletic's David Lombardi in 2018. "It's a free country. But people definitely had their feelings about it. We had a group of people that sat and a group of people that stood, and that's where it really started separating.

"And then some people started getting upset like, 'OK, if you're going to sit now, how about you start doing stuff to actually make a difference? Don't sit down just to sit down because it's cool, let's sit down to make a difference.' So then we started pointing fingers and it started going downhill from there."

Davis can't imagine that teammates let Carr get hit.

"I wasn't inside enough to know what was really going on, and I take the blame for that," Davis said. "And it killed our team for the rest of that year. It tore at the heart of our team. It was a total defeat — socially, on the field, everything. It was a disaster. Just a terrible night. And it was my fault, because I was at the top of the food chain."

(Del Rio was fired at the end of the season, after Davis finally succeeded in his long-time courtship to get Gruden to return for a second stint as Raiders coach.)

Davis has been more demonstrative this time around, trying to steer the organization's response to police violence.

"I have taken a lot of criticism over saying Black Lives Matter," Davis said. "I am not backing some Marxist organization, it's just a clean statement. Obviously, all lives matter, but where we're at right now, we have to make clear that Black lives matter because a part of our society needs to hear that after what's been going on. We have to stop police brutality.

"We have two pandemics this year, social justice and COVID virus."

When Davis visits his new baby, his favorite two things about the stadium are the grass field and the 85-foot Al Davis torch, honoring his late father.

"Those were the two must-haves," Davis said. "Non-negotiable. I give all the credit in the world to (Arizona Cardinals owner) Michael Bidwill for taking the risk to actually do a grass field in Arizona that grows outside and actually rolls into the stadium, and then all of the help that they gave us. They helped effectuate that for our stadium. ... Football should be played on grass."

Davis stresses that while Allegiant Stadium is multipurpose, it was made for football.

"The sidelines are very tight and everybody is going to be right on top of the field," Davis said. "It's going to be exciting."

Fans have begun referring to Allegiant Stadium as "The Death Star" because some think it resembles the "Star Wars" space station, and Davis is over the moon about it.

"That's just spectacular," he said. "Disney is kind of excited that that name was attached to the stadium, as well. But that came from the fans. I love that."

While the Raiders won't announce the formation of a "Black Hole" fan section like there was in Oakland, it's already incubating. It will be in the end zone section that doesn't have a club area.

"If the fans want to consider that the Black Hole, they can absolutely do it," Davis said. "I don't try and tell fans what to do, I like organic. But it's very clear that that one end zone will be the Black Hole. A good amount of fans who were in that section in Oakland have bought seats in that section.

"That's part of our legacy."

There are roughly 9,000 fans from Oakland that have bought season tickets, Davis said.

"When I run into them when I am in the Bay Area, they tell me that it hurts that we left, but they understand why," Davis said. "Ninety percent are on a positive note. It's very heartening. The other 10 percent are very, very angry at me. But I am willing to talk to them and explain to them what the reasoning was. And for some, they were still mad after I tell them."

"I totally understand the passion and that they aren't forgiving."

Davis has always spent a lot of time talking to fans, often holding court in the lobby of the Napa Valley Marriott after training camp practices.

"Seeing what the A's are going through right now, knowing what a tough situation we were in," Davis said. "I wouldn't say getting a new stadium in Oakland was impossible, but it was pretty damn impossible. I think most of the fans understand that, and that's important to me."

Davis said the Raiders also have 8,000 fans coming from their other former home, Los Angeles, and he wonders what people are talking about when they say that the Raiders have lost the fever pitch that their fans had in Oakland.

"You hear people say that the crowd is going to be 50/50 with our fans and the opposing team's fans, but the only way the other team's fans get in is if our fans sell their tickets," Davis said. "Because they are all sold out. We have to win so that they don't sell their tickets, but I understand that if they can get \$2,000 a ticket for the Chiefs game or Tom Brady game."

"I think a lot of people try to kiss it off and say we sold all the tickets to the hotels or the brokers, and that's the farthest thing from the truth."

It sounds as if there will be no fans at Allegiant Stadium this season, but Davis thinks fans will be pleased with what they see on TV. He thinks his team is set up to win and is particularly excited about the first-round draft pick who reminds him of his late friend, Cliff Branch. And of his father, late owner Al Davis.

"Henry Ruggs was the player I wanted for the last six months," Davis said. "My dad was always trying to replace Cliff with so many different types of guys. ... Speed, speed, speed and we really got away from that the last five, six, seven years. We really didn't have anybody that could run. Nobody could run."

"I watched Henry Ruggs and his speed and quickness and his strength were pretty impressive. And then if you see his baseball highlights, my God. He made some nice tackles on interceptions and he'll block too. He is a complete player. I was just so thrilled that we drafted him. Maybe that's the piece that we haven't had that's Raiders football. You throw it deep the first play and the safety is worried the whole game."

Ruggs is potentially the one new starter on an offense that has its quarterback, offensive line, running backs, receivers and tight ends back from last season. That familiarity should bode well as teams had to shelve their offseason workouts and now the preseason games have been canceled.

"There was so much talk this offseason about other quarterbacks and things of that nature, and having Derek (Carr) come back and the continuity he brings with how little time that players have to work together is probably a positive thing," Davis said.

Davis thinks the life came back into the organization when Gruden came aboard, but more so when the Raiders beat Mack and the Bears in London last season. They had traded away Mack, the former defensive player of the year, before the 2018 season for no immediate return as they awaited the future draft picks in 2019 and 2020. The two first-rounders turned out to be running back Josh Jacobs and cornerback Damon Arnette.

“After that Bears game, people realized that we hadn’t given away the ship with Khalil,” Davis said. “We have such good young guys today. They are really working hard this offseason. And it’s not the coolest weather.”

The new practice facility has outdoor and indoor fields, and Davis said the only person more excited than the players is Gruden.

“He is really excited,” Davis said. “The facility gives him an opportunity to do something he’s never had the opportunity to do — having everything at his disposal as far as the film-editing and the technology, the rooms, just everything.”

The Raiders will be having training camp at the facility starting next Tuesday, but Davis hopes to return to Napa next summer.

“I would like to continue to do it there,” Davis said. “It is one of the most beautiful places in the world and gives us ties back to our Northern California roots. Southern California is another possibility, but I just think there is nothing better than Napa.”

The Raiders have another year in their deal at Napa and Davis thinks extending it should go smoothly, though he senses other teams are “biting.”

The ribbon-cutting and the official opening of Allegiant Stadium may get pushed back due to the pandemic, but Davis says he knows he will be holding back tears whenever it does happen.

“This would have been my dad’s dream,” Davis said. “He would have loved the stadium. It has that imposing Raiders touch to it. It looks like a Raiders stadium. I think he would be happy too about the facility in Henderson and the ability that it gives us to be a 21st-, 22nd-century team.”

While his dad was always full speed ahead, Davis does look back and he said it’s important to him that people know he did everything he could to make it work in Oakland.

“If I didn’t try, I would have felt guilty,” Davis said. “I gave it my best and I don’t feel guilty one iota. I take a lot of blame for a lot of things where maybe I wasn’t prepared or made a bad decision — everything is from the heart — but on the trying to get us a stadium in Oakland, I did everything I could. Then, at our last home game, they took an edited video and made it look like I didn’t give a damn about the fans.

“I wanted to say that the city ran us out of town and was suing us, and the guy that runs the Coliseum was facing federal charges for inside dealing on the naming rights, but I didn’t ... and it came out looking like I didn’t care about the fans. When I think they are the best in the world.”

Former Coliseum Authority executive director Scott McKibben was charged in January for alleged violations of state conflict-of-interest laws for seeking a \$50,000 fee in helping negotiate a stadium’s naming rights.

“He backtracked on the deal he made us on the price of the lease, and he gets caught for taking a kickback, and I haven’t heard a word about it since,” Davis said. “The Bay Area is one of the most beautiful places in the world, and the politics are the most dysfunctional I have ever seen anywhere.”

Davis was also hurt when the NFL chose the Rams and Chargers over the Raiders to move to Los Angeles, but processed it quickly.

“I have lost games before,” Davis said. “That’s how I have learned to live my life — you lose on Sunday, you’re pissed about it, I go to P.F. Chang’s on Monday, I have lunch and then I am on to the next week. We got our ass kicked in LA, and we went back to Oakland with our tails between our legs. And then McKibben backtracked and tripled our lease, and it was total disrespect. It was like, how are we going to work with these people?”

“Vegas had been after us for years, but I told them I will only talk to you if Oakland and Los Angeles don’t happen. Losing the LA vote was probably the best thing that ever happened for us.”

And for Nevada football fans and workers.

“This stadium has been a great thing for the community,” Sisolak said. “It created an awful lot of jobs, which I am really, really proud of. Mark has been a great partner. There are only 32 cities that get to call themselves NFL cities and it’s an honor to be one of them for the people in Nevada.

“Mark has won a fan base already. He is extremely supportive of the community, he’s at every sporting event and charity event. He has donated to our schools. He has jumped in with both feet and he has certainly changed the landscape of Las Vegas and Nevada forever.”

General Manager Mike Mayock

LAS VEGAS REVIEW-JOURNAL

Man with the Plan: Raiders' GM Mike Mayock seeing vision through

By Adam Hill

September 9, 2020

Mike Mayock fondly remembers wandering the various playgrounds of West Philadelphia as a teenager in search of the best competition to test his mettle.

"You'd kind of hear where guys might be running that day and go find them," Mayock recalled during a phone call late in training camp. "I didn't care if it was Wiffle ball. Let's just go find a game."

It was that same search for competition that led him to leave behind a nearly two-decade run as a television analyst to serve as the general manager of the Raiders in December 2018.

Mayock employed the same passion and work ethic to his media job as he does to his front office gig with the Raiders, particularly his time spent as an NFL draft analyst.

It was a grueling process to prepare for the biggest three days of the year, but as soon as the draft broadcast wrapped, it was time to move on from all of the players he had spent so much time studying.

The son of a football coach wanted more skin in the game, as he describes it.

"When I was at NFL Network, I could prepare 10 months for the draft and feel really good about it afterwards, go out and have a beer and feel like you worked your tail off and did the best you could," he said. "But there's no connection to the individual players and the game, it's just a job well done."

That's not the case anymore. Now his meticulous research on every player coming out of college is put to the ultimate test. "You get to see these guys as more than just a commodity," he said. "You get to see them become fathers, husbands, brothers and men."

He also has to worry about trades, free agency, managing egos and the salary cap and making sure all those pieces work together when they take the field on game days.

"On Sunday afternoon for three-and-a-half hours, I'm ready to puke," the 62-year-old Boston College alum said. "That's what I missed. The butterflies, the nerves when every snap matters. That's what's been the cool thing for me is trying to build something different and special and on Sunday, you live and die by every snap."

A successful transition

It's a proving ground that sounds nightmarish, but Mayock insists he's a man living a dream.

"Everybody has a different definition of fun," he said. "My wife looks at me and just laughs. She's like, 'You've never had more fun in your life.' And she's right. At my age, to have the opportunity to do this, you kind of live and die a little bit every day because it means so much."

Not that he was unhappy with his prior professional life. After his brief playing career ended, Mayock went into commercial real estate and eventually broke into broadcasting.

He did a little bit of everything in television from sideline reporter in college football and the NCAA basketball tournament to calling games in the Canadian Football League to lead analyst on Notre Dame broadcasts.

It was the kind of versatility that once had him dreaming of being the first person to play in Major League Baseball, the NBA and the NFL when he was growing up.

Mayock was best known for his NFL draft analysis and had settled into that role, though there was always a sense he wanted to experience what was on the other side of the business. He knew it would have to be the right situation for it to work, however.

Mayock had been inside the facilities of just about every team in his time covering the NFL and the draft and had determined one of the biggest factors in the success or failure of a franchise was whether the coach and general manager were on the same page. He knew it was going to have to be the right fit if he were to move into the front office.

Finding right fit

Mayock found it with the Raiders and head coach Jon Gruden and it didn't take long to figure it out.

While they had crossed paths many times in their roles as broadcasters, their first meeting about taking the general manager job for the Raiders took place in late 2018 when Gruden was wrapping up the first season of his coaching comeback.

The group of five or six people at Gruden's house included owner Mark Davis, but soon only Mayock and Gruden were talking.

"It was the easiest conversation I ever had," Mayock recalls. "It happened organically. It was just topic to topic to topic about football and on most of them we were aligned. I think the most important thing was just kind of the vision for how to build this franchise."

In addition to the chemistry, Mayock liked that Gruden had a 10-year contract. It afforded the duo the opportunity to remake the roster according to their vision of how it should be done with the security of enough time to see the process through.

They wanted to focus on building through the draft and augmenting through free agency in areas where they believed they could invest in impact players.

It helped that Gruden had turned assets like Khalil Mack and Amari Cooper into draft capital and salary cap space.

So they were aligned on how to build a team, but Mayock has long said a key part of their shared vision was what type of players they wanted to bring in.

Mayock stressed to his scouting department the importance of evaluating a player and not just his measurables.

"I like smelling the grass," he said. "I want to be out there. I don't want to just know the results of the 40 and the vertical jump. I want to see them work out. I want to go to dinner with them. I want to get to know them. I tell my scouts all the time that we can all watch the tape, put the reports in and evaluate, but what makes that kid tick? What's important to him? The better we do at that, the better overall scouts we will be.

"We want guys with a passion for the game of football," he said.

Football first

Anyone who has been at the team's brand new facility in Henderson before sunrise knows how important football is to the faces of the front office. Mayock typically arrives around 5:30 a.m. He insists he's never beaten Gruden to work.

The two usually share a coffee around that time to discuss the agenda for the day and whatever big picture issues may be pertinent at the time.

Together, they have turned over almost the entire roster. They believe they are far more talented, stronger, faster and better than when they started. They are certainly younger.

Mayock has confidence in what they are building, but he knows it doesn't matter until it's put to the test on the field. As much credit as he got for the success of the rookie class he put together in his first draft, he's quick to point out his team went 7-9 in his first season as general manager.

So, has the vision he and Gruden had for building the roster started to take shape?

"The answer to the question is we're getting more and more of our guys in the building, we're competing at a higher level, but it remains to be seen whether that translates on the field or not, which is most important," he said.

"I think we're slowly seeing what we wanted, which was guys to come in and compete their tails off," he continued. "We want guys that love to compete, that don't shrink from competition. That's probably why you've seen some of the guys that we've drafted from big schools, used to playing in big games, an opportunity to watch them compete in that type of atmosphere. As Jon and I are sitting here contemplating cutting to a 53-man roster, we kind of take a step back and say it's a lot harder this year. We've got more guys competing. There's more talent."

It's time to put it to the test. But Mayock doesn't have to seek out that competition like he did when he was a kid.

His work will be graded every week, starting with a road game in Charlotte against the Panthers on Sept. 13.

DE Maxx Crosby

THE ATHLETIC

Now 18 months sober, the Raiders' Maxx Crosby opens up about his journey to the brink and back

By Vic Tafur

September 6, 2021

March 11, 2020, was the day that Maxx Crosby got sober. And it's a day the Raiders defensive end always knew had to come.

"I knew from the day that I started drinking that I wasn't like everybody else," Crosby said in a recent phone interview. "I couldn't just have one drink, and it was always a crutch for me. Through high school, through college ... and even when I got to the pros at first.

"I always knew I had a problem, but it got to a point where it started becoming unmanageable and things just got overwhelming for me. It was over the top, and I knew if I wanted to be the player that I wanted to be and the person that I wanted to be, it was something that I had to cut out of my life."

Crosby's teammates voted him a team captain last week, making him one of the two defensive players of the seven selected. If you have been around training camp, it's no surprise that Crosby and Yannick Ngakoue were picked because ever since Ngakoue showed up this spring, the two pass rushers have been pushing each other and teammates at practice.

Crosby, entering his third season, is in the best shape he's ever been in and is totally recovered from last season's broken hand and torn shoulder. Most importantly, he's the happiest he's ever been.

He took some time to talk about his journey to get here, as he closes in on 18 months sober from alcohol and drugs.

"It's been an awesome ride so far," Crosby said. "The first year of sobriety, for everybody, they say, is the hardest, and I know for me, mentally and physically, it was really tough. Getting through that and learning how to live a meaningful life taking care of myself and the people around me that I care about and love ... it was an uphill battle, and it's an everyday process, but life is getting better and better."

It started in March 2020 when Crosby went to Hollywood and checked into a rehabilitation center for a month. That same day, the Utah Jazz's Rudy Gobert tested positive for COVID-19 and the NBA suspended its season. Soon after, the rest of the sports world followed and much of society went into pandemic-related lockdowns.

"It's crazy, when I got there on March 11 ... that's when everything started shutting down because of COVID," Crosby said. "The NBA stopped their season and everything was put on lockdown, so it was kind of a blessing in disguise in a way.

"The whole world was put on lockdown, and it really gave me time to go take care of myself."

Walking into Grace Recovery Center was jarring and depressing at first, but Crosby knew he had to be there.

"I absolutely love those people," Crosby said.

He then transitioned to a sober living facility in Venice Beach, where he also trained to get ready for the 2020 season.

"I was there the entire offseason, really working on myself," Crosby said. "There were a lot of ups and downs, but I stayed the course. It was the best decision I ever made. It saved my life and it's a miracle what the (Alcoholics Anonymous) program has done for me and my family."

Crosby had wanted to put a year of sobriety under his belt before he told everybody, and some teammates were surprised to hear the news when Crosby told former teammate Will Compton about his sobriety on the "Bussin with the Boys" podcast in March.

"Will has a big platform and I thought it was a good idea to share my story so that it can help other people," Crosby said.

Crosby said he has a family history of alcohol addiction.

"I've had a lot of people close to me deal with it, and it's part of who I am," Crosby said.

Crosby also has a teammate in Darren Waller who has been very public about his addiction to opiates and alcohol and his recovery since he joined the Raiders in 2018. Crosby watched from afar on the other side of the locker room at first, and now he and Waller are close friends who attend rehab meetings together every Tuesday night.

"We were always cool, but we weren't really close before I got sober," Crosby said. "But just seeing him, I knew I could get sober. And I never thought that would happen, to be honest. ... I was just in a bad, bad space. But seeing him gave me hope.

"When I first got sober, I was like, 'Shit, if Darren can overcome what he did, I can do it. I can dedicate myself like he did.' I am about to be a year and a half sober, but it's still an everyday process. I am focused on the now, and having guys like Darren around me is so special to have that in the locker room."

It's not lost on Crosby that the Raiders have long been seen as the renegades of the NFL and the team has now moved to Las Vegas — Sin City — and ... two of its best players are drinking club soda and going to meetings every Tuesday night.

"Well, Darren and I have crazy-ass stories, at least," Crosby said, laughing. "But we can shed light on real-life situations and what we went through, and that can really help other people."

Special-teams coordinator and assistant head coach Rich Bisaccia also played a big part early on.

"He was FaceTiming me when I first got sober, and that was big," Crosby said. "He helped me a ton ... that was special. He says to find the three things that are most important to you, and obviously sobriety is at the top right next to football and my girlfriend, family and loved ones. Keep that circle small, and keep my priorities in the front, instead of the back."

For a guy like Crosby, who came out of Colleyville, Texas, with only one college scholarship offer and has always pushed himself, admitting that he wasn't strong enough to handle his over-drinking by himself — that he couldn't control the situation — was a big hurdle to get over.

"Any guy in AA will tell you, 'You can't do it alone.' That's a fact," Crosby said. "I tried to get sober multiple times in the past. I tried to do it by myself and white knuckle it, 'do it my way' and whatever, but eventually, it didn't work."

Crosby was, in fact, sober his entire last season at Eastern Michigan .. after getting in a drunk-driving accident leaving a party that spring.

"I wrecked my car and got arrested," Crosby said. "I knew I was going to face some kind of suspension. Coach (Chris) Creighton told me it was going to be a two-game suspension, but that second game was against Purdue ... that's a huge game. At Eastern Michigan, if you're playing a Big Ten team, that's a monstrous game. I was like, I cannot miss that game. And I was waiting for a couple of weeks to see what he was going to do. It was a scary time."

Creighton made Crosby a deal.

Crosby had to stay sober the entire season, get drug-tested and breathalyzed frequently, do a lot of community service and the suspension would only last the first game. If Crosby drank after any game or failed a test, he would be suspended again immediately.

Crosby was planning to enter the NFL Draft early after that junior season, so it was a no-brainer. And a white knuckler.

"He challenged me," Crosby said. "And I stayed sober and was able to get to the draft. Without that challenge, I don't know if I would be here today. Looking back on it, obviously, I went to the pros and had my struggles again, but a year and a half later, our relationship is so strong. (Creighton) always reaches out to me."

Crosby stayed sober for nine months without working a program, until he exhaled after getting picked by the Raiders and getting that first big paycheck.

"I was a pro," Crosby said. "Didn't have to go to class anymore, less responsibility and more money and you want to fit in with the guys. I started again and things got worse and worse."

During the draft process, the drunk-driving accident was the first thing Crosby was asked about by every prospective NFL team. And as he answered, Crosby thought to himself that he needed to address the problem with a full-fledged plan and program someday.

That day came a year later.

"The AA program, with the 12 steps and everything you have to do to truly heal yourself, is a different experience," Crosby said. "I could go on all day about it. The quote that stuck with me the most is, 'The one thing you have to change is everything.' The people around you, your daily routine, everything in my life had to change." Besides the support of his current and former coaches and teammates, Crosby also now has a team of counselors, AA members, mentors, sponsors and housemates from Grace and the transition center pulling for him and staying in touch.

"It's been an amazing journey," Crosby said.

ESPN.COM

Las Vegas Raiders DE Maxx Crosby says he's 18 months sober after stay in rehab last offseason

By Paul Gutierrez

August 27, 2021

HENDERSON, Nev. -- A week before the world shut down due to the COVID-19 pandemic in the spring of 2020, Maxx Crosby's world opened up.

That's when the Las Vegas Raiders defensive end began a month-long stay in rehab for alcoholism and is now nearing an 18-month milestone of being sober, on the cusp of the 2021 NFL season. In a wide-ranging interview with ESPN on Friday, Crosby detailed his fight for sobriety as he enters his third NFL season.

"It got to a point after my rookie year my life became unmanageable," Crosby said. "Alcohol, partying and all that s--- became too much of a distraction in my life. It became just overwhelming. I've always had issues with drinking and partying throughout high school and college. I've been able to slip by and get by, but it became too much for me and it's always been that one crutch.

"Alcoholism runs in my family and I'm an alcoholic. So, for me, I knew it was something that was always a crutch. I always knew I had a problem. I knew I couldn't just drink like everybody else. I got ahead of it. My first year of sobriety is always the hardest and that was last year. I had a lot of ups and downs. Mentally it was really tough for me. But going in, I'm almost a year-and-a-half sober now and life is great. I'm really enjoying every single day. I'm enjoying the work."

Crosby, who turned 24 on Aug. 22, was a Day 3 draft pick of the Raiders in 2019 out of Eastern Michigan, the No. 106 overall selection in the fourth round. He racked up 10 sacks as a rookie.

But it was in that offseason when Crosby decided he needed help.

"It was March 11 [2020], the day I got sober," he said. "I was living in Hollywood. Strolled out there and checked into rehab. ... And the whole world was put on shut down. I was there for a month and then I was able to just get myself right. And then after rehab, for that month I went to a sober living [facility] and I was staying out in Venice Beach all the way until training camp. I was literally in treatment like for the whole offseason.

"It was a big struggle but looking back on my journey, I know five years, 10 years down the road, I'll look back and be like, that was the biggest offseason of my life even though I was just trying to get my s--- together and just trying to stay above water. I know if I can make it through that s--- and get sober, I can do anything. It was special and I met some awesome people along the way."

Raiders owner Mark Davis said he was happy for Crosby.

"I think it's fantastic," Davis said. "Everybody has their demons. Obviously, he recognized he had a problem and he went out and fixed it. Recognizing it and wanting to fix it is the No. 1 way to get the help you need. And he did it."

Raiders coach Jon Gruden agreed.

"Maxx is an amazing man," Gruden told ESPN. "He realized he had a problem and he isolated himself and conquered it. He has incredible mental toughness and a desire to be great. He's a great inspiration for people to see what you can do if you're committed to following through."

Crosby said teammate Darren Waller, a Pro Bowl tight end, has also been open about his battle with addiction and they have become close friends.

"Here's a guy that was deep," Crosby said of Waller, "deep as hell and almost lost his life and he was able to come back and is now one of the best players in the league. For me, seeing a guy like that, that gave me hope. When I went off to rehab, I was terrified. I didn't know if I was able to do it. I couldn't imagine my life being sober. But today, the blessings that have come my way from being sober and doing the work and trusting in the people around me have been incredible.

"I'm living my real purpose and helping people out. ... The whole basis of AA is literally you can't do it alone. AA is a big family."

Crosby followed up his rookie breakout season with seven sacks last year and says after a year-plus of being sober, and re-dedicating himself to his health and fitness, he is primed for a good season.

"This offseason has been incredible," he said. "I've never been in this good a shape in my life. I've never been this dedicated. I've always been a hard worker as far as work ethic. ... I've taken it to a whole different level.

"I love being able to talk about it and share my story with other people and try to help other people out there going through what I've gone through."

CB Nate Hobbs

THE ATHLETIC

The ascent of Raiders rookie Nate Hobbs: 'My work is not done yet'

By Tashan Reed

September 30, 2021

Nate Hobbs had no expectations of playing in the NFL. Growing up in the West End of Louisville, Ky., he had never seen anyone make it to the league firsthand. For someone raised in a family of five supported by a household income of \$25,000, earning a full-ride scholarship to play football at Illinois was enough.

"Making it to college where I'm from, that's like making it to the NFL," Hobbs said while driving home from a Raiders practice earlier this month. "I really wasn't thinking about the NFL until my junior year when scouts started hitting me up. ... So, when that became real to me, that just put me in a whole other drive because I was like, 'Damn, this is attainable. Shit, it's something I can do.'"

Hobbs had his best college season as a junior in 2019. He started all 13 games and posted a stat line of 67 tackles, 5 1/2 tackles for loss and seven pass deflections on his way to being named All-Big Ten honorable mention. He only started five games in the COVID-19-shortened 2020 campaign, but he'd shown enough to get drafted by the Raiders in the fifth round of the 2021 NFL Draft. By the time he arrived at the team facility in Henderson, Nev., for rookie minicamp and offseason team activities earlier this year, the drive that he'd shifted into as a collegiate junior had altered his mentality: He no longer doubted his potential to be a pro.

"My mindset going in was, 'I don't care where I'm at on the depth chart or where they put me or what position I gotta play.' I didn't even look at the depth chart, honestly," Hobbs said. "That was my mindset: Put my best foot forward every day and I got a good feeling I can play with these guys. And then it turned from a 'I think I can' to a 'I know I can' play with these guys."

Halfway through June, Hobbs had already jumped out and impressed defensive coordinator Gus Bradley with his athleticism, instincts and football knowledge. He remained consistent through the beginning of training camp in July and was the starting nickelback by the preseason opener against the Seahawks in August. It's a job he hasn't relinquished. The Raiders released fellow nickelback Nevin Lawson after he served his two-game suspension to start the season, unofficially signaling Hobbs would keep the job.

Hobbs isn't surprised, but he's appreciative. And while he's appreciative, he's not satisfied.

"I just knew, my work is not done yet," Hobbs said. "I earned the starting job for a reason; now I gotta show why I earned it and show what I can do."

Initially, life at home was good for Hobbs. Yes, his family was poor, but he had both his parents, an older brother, a younger brother and a younger sister. They didn't have much money, but they had family and that got them all through. When Hobbs was 12 years old, however, his father, Nate Hobbs Sr., died in his sleep from cardiac arrest. That left his mother, Denise, with three kids still in the house to raise on her own and forced her late husband's namesake to mature.

"I had to grow up quicker," Hobbs said. "But I just tried to keep playing sports as a way to just keep my head on straight. Because if you don't play sports there and you live in a certain area, then it's probably not going to be good for you."

Hobbs also thoroughly enjoyed athletics, but he partly played T-ball, basketball and football to keep himself occupied both mentally and physically. Denise always made sure her children were doing something outside of school to help protect them from the dangers of their environment. Sports and his immediate family were everything to Hobbs.

"Shit, all we had was each other," Hobbs said. "It was a lot of times where we just had to rely on each other."

On the football field, Hobbs was a talented but undersized player who spent his freshman and sophomore seasons at Louisville Male High on junior varsity. That wasn't uncommon for a roster loaded with talent and coach Chris Wolfe still saw enough to make Hobbs a starter at outside cornerback as a junior. He was one of just two juniors who started on a team that went 15-0.

Hobbs played well, but he wasn't dominant. He grew taller, filled out physically and took another step athletically the following offseason and was an entirely different player his senior year.

"From a football standpoint, I've been coaching 22 years and by the time he was a senior, I don't know that we've ever had a kid as athletic as him," Wolfe said earlier this month. "He had all the typical things of the guys that are going to be successful. Obviously, he was incredibly gifted, but he had a great work ethic and great toughness about him."

Off the field, Hobbs had to work in order to help support his family. After going to school, practice and work, he often didn't make it home until 10 p.m. or later. He didn't have time to worry about recruiting, and neither he nor his mother had the money for him to attend recruiting camps or go on unofficial visits, anyway. He had an uncle, Lanier Hobbs, who took notice of both his talent and predicament, though, and reached out to help.

"He stepped up as a father figure because I ain't really have a father figure," Hobbs said. "He was telling me I need to go to these camps and do this, that and the third and I was like, 'Bruh, I can't do that. I got work.' He was like, 'Whatever you don't have, just let me know.' ... He played a big role in where I'm at right now."

Hobbs got more involved in the recruiting cycle with the help from his uncle. Regardless, coaches at bigger schools still weren't believers.

"He was underrecruited because he was such a late bloomer and all the Power 5s offer kids as sophomores," Wolfe said. "I really couldn't get (Power 5 coaches) to even come look at him."

So, in the final month of his senior season, Hobbs committed to Western Kentucky. The next month, however, its head coach Jeff Brohm left for the same job at Purdue. Hobbs re-opened his recruitment and, after seeing how he closed out his senior season, Illinois extended an offer. Hobbs was initially hesitant to accept because of the timing, but he ultimately signed in February 2017 and enrolled that summer. It'd prove to be a wise choice.

Hobbs didn't need much of an adjustment period to make an impact at the next level. He started 10 games as a freshman, led the defense in snaps played and made the Big Ten Network All-Freshman team. Despite the seamless transition and immediate results, however, Hobbs was overly reliant on his talent.

He understood coverages and defensive concepts from his time at Louisville Male, but then-Illinois coach Lovie Smith taught him to better understand what the offense was doing. He not only picked up on the intricacies of the Cover 2 zone scheme that Illinois ran but began to key in on offensive tendencies and strategies. He was suspended for three games to start his sophomore year for a violation of team rules, but Smith gave him a chance to redeem himself partly due to his overall improvement, and he went on to start seven games.

"Without him giving me that chance at Illinois, I wouldn't be here," Hobbs said in May. "He's taught me a lot about the game of football and him being an NFL coach, I feel like I'm already on that NFL level mindset-wise and I know how to carry myself like an NFL guy on and off the field."

But entering his junior year, Hobbs was considering leaving. He'd had two different position coaches in two years and was being asked to learn under his third in Keynodo Hudson. The two met that offseason, and Hobbs entered the meeting with an open mind rather than anger.

"I was extremely impressed with him just because he was so engaging," Hudson said earlier this month. "And all he cared about was getting better and becoming a master of his craft. And he wanted somebody that could develop and let him home in on his skill set and see what it could be if he maxes it out. He gave me what he had, man, and some."

Hobbs decided to stay. Not long after that his uncle, who remained an instrumental figure in his life and attended all of his college games to that point, died. The loss rocked him, but it didn't break him.

"I feel like God has put me in this position for a reason," Hobbs said. "And as long as I'm not dead, as long as I'm still here, I'm going to keep going."

Hobbs gravitated to Hudson more after losing his uncle and found yet another father figure in the process. Smith had given an edict to his coaching staff to develop the players on the roster as men before developing them as athletes, and Hudson took that to heart. He spoke to Denise, learned more about Hobbs' story and made a genuine effort to form a bond with the young player.

The then-20-year-old had good character, was caring, had a big heart and had experience handling responsibility, but he still had room to grow. His sophomore suspension taught him a lesson, and that coupled with Hudson's guidance helped him improve when it came to the way he carried himself and how he engaged with others.

"I saw him grow light years in one year," Hudson said. "He totally changed everything about him: The way he dressed, the way he carried himself, all that. He turned himself into a great ambassador of the university. ... And I wasn't the only one: Coach Smith was right there preaching the exact same thing. We had a strong group of men that were around him."

Hobbs left his mark at Illinois both on and off the field. Hudson described him as a "catalyst" and praised him for not only being able to back up his talk with action but also making an effort to teach those around him. He emerged as a team leader in his last couple of years and helped instill a sense of accountability among those in his position group. And, on the field, he was an X-factor.

"He can play anywhere on the field," Hudson said. "Also, Nate is freaking physical. He's a boy dog. He's extremely tough. Once again, that comes from his house and just where he was raised at. Louisville is a tough city, and that kid represents that through and through. He's an absolute tough, physical, ferocious player. It's rare to have a corner that's tough and has phenomenal ball skills with a big-time athletic skill set. Nate can jump out of the gym. He can 360 windmill. He can do the Vince Carter, baby, I'm serious. This guy got bunnies."

The coach was giddy while hyping up his former player. And those same traits would draw a similar reaction from a long-time NFL talent evaluator.

Illinois held its 2021 pro day in March, and the Raiders had a scout in attendance. After it was over, the scout called general manager Mike Mayock.

"Mike, do me a favor and put your eyes on Nate Hobbs," the unnamed scout said. "He just ran a 4.45, he jumped 41 inches. He tested better than we thought he was going to test and I'm not sure if we got the right grade on him."

The Raiders had a solid grade on him, but it wasn't that, so Mayock got off the phone and dived into his tape for two hours at Raiders headquarters. Once he finished, he ran downstairs to the second floor of the building to get the attention of defensive backs coach Ron Milus.

"Milo, get your eye on this guy, please," Mayock said. "And tell me what you think. Today."

An hour and a half later, Milus came up to Mayock's office with a verdict: "We got something." Although Hobbs spent his college career playing outside corner, Milus thought he'd be a fit at nickel because of his toughness, aggressiveness, quickness and ability to process information in a timely manner. The Raiders moved Hobbs up their draft board and the coaches and scouts alike had a consensus in their view of him, but they still wanted to get him in a video call as a final confirmation.

The coaches challenged him mentally. They told him verbiage from the defensive scheme and asked him to repeat it. They had him to describe concepts. They showed him still images of plays and told him to explain what was happening.

"He knocked it out of the park," Mayock said. "And then it was the whole group getting together to say, 'We gotta get this guy.'"

The Raiders did just that in the fifth round with the 167th pick, which they acquired from the Seahawks in a trade for guard Gabe Jackson earlier in the offseason. Hobbs, who was at home in Louisville when he got drafted, quickly flashed his confidence that he could live up to expectations.

"I'm just so thankful to the Raiders organization for taking a chance on me," Hobbs said. "I won't forget that. I won't forget the guys who were taken before me, the guys who I feel like didn't do as much as me but were still picked up. I'm just so thankful for the Raiders for taking a chance. They won't regret it. They're getting the best underdog they've ever drafted."

He also showed emotion. In addition to the losses of his father and uncle, he lost his grandmother last year to cancer. It hurt not to have them around for his big moment, but the accomplishment also brought him solace.

"I know they're proud of me right now," Hobbs said. "I know they're in heaven, looking down on me and I know their hands are on me. They're guiding me, really. I'm just so happy I could make this happen. It's like fate. My uncle, he used to always tell me I was going to be here when I was in high school, and I didn't know what he was talking about because I've always been an underdog."

"I've always been a guy who wasn't supposed to be here, but I'm here now."

Hobbs was everything the Raiders anticipated in practice. He showed the prerequisite physicality needed to be an effective run stopper and blitzer. He had the size to match up with outside receivers and tight ends but was still fast enough to keep up with running backs and slot receivers. He could play either inside or outside cornerback and either man or zone coverage. There was still a question of whether it would translate to games, but he soon dismissed that after an impressive three-game run in the preseason.

"I'm really proud of him," Jon Gruden said last month. "I'm really excited to see what he does in his future. I tried to summarize him a couple days ago: He has the it factor. He rarely makes the same mistake twice. He loves football. He eats it up. And he's one of the energizers of our defense. He's walked in here and given us a lot of skills that we can utilize."

That was a strong vote of confidence, but Hobbs still had something to prove. Performing in the preseason against backups is one thing; could he do the same in the regular season when games started to count? It's still early, but the answer has been yes so far.

Through three starts, Hobbs is eighth on the team in defensive snaps and has looked comfortable both in pass coverage and against the run. He's fifth on the team with 11 tackles. He's given up 11 catches on 12 targets according to Sportradar, but those completions have only gone for 44 total yards, which is an average of just 4.4 yards per catch, and he's yet to give up a touchdown. His play has resulted in more confidence from the coaching staff: He played just 50 percent of the defensive snaps in Week 1 but jumped to 82 percent in Week 2 and 86 percent in Week 3. He's already become a fixture of the defense and one of the best rookie cornerbacks in the league.

"I think we saw in preseason, it wasn't too big for him and then getting into the season, it hasn't been too big for him," Bradley said earlier this month. "He's kind of a work in progress on some of the things that we're doing but it's pretty consistent. He's playing like a veteran at that position for us and he's got that kind of mentality. He's a fierce competitor."

That competitiveness has led to some trash-talking on the field. Just like in college, though, he's been able to back it up. It's not something that he does for show, either; it's just a part of who he is.

"I just think it comes from where I come from (and) where I've been," Hobbs said. "I went through a lot of adversity in my life, and I think that shows the way I play. I play with passion. I play with want-to. And when I'm on the field, I'm going to enforce my will."

RAIDERS.COM

Deeper Than Football: Nate Hobbs' faith and fearlessness has led him here

By Levi Edwards

September 11, 2021

Shortly after Nate Hobbs was drafted by the Las Vegas Raiders, he got a call from Gill Byrd. Byrd, a Pro Bowl defensive back who played for the San Diego Chargers for 10 seasons, was one of Hobbs' defensive back coaches at the University of Illinois.

While congratulating Hobbs on his selection in the fifth round of the 2021 NFL Draft, Byrd heard a bit of disappointment in his mentee's voice.

As if something was bothering him despite his NFL dreams coming true just hours prior.

"I'll never forget, I said, 'You're mad, huh?'" Byrd recalls now of his draft-day call with Hobbs.

"He said, 'Yeah.' And I said, 'I know. You're going to carry it with a chip on your shoulder because you're better than a lot of the guys that were drafted before you. It's now up to you to show the NFL.'"

That proverbial chip on Hobbs' shoulder was evident from the jump. Minutes after getting the call from General Manager Mike Mayock and Head Coach Jon Gruden, he let it be known to the world what was on his mind.

"I won't forget the guys who were taken before me," Hobbs said in his introductory conference call. "The guys who I feel like didn't do as much as me but were still picked up. I'm just so thankful for the Raiders for taking a chance. They won't regret it.

"They're getting the best underdog they've ever drafted."

Months later, I sat down with Nate Hobbs the day before the preseason game against the Los Angeles Rams in SoFi Stadium. I asked Hobbs about those comments he made referring to himself as "the best underdog." He lightly chuckled while reminiscing about the statement he proclaimed.

"That's funny because I was filled with so much emotion when I was saying that," said Hobbs. "I said that, but I noticed – I didn't say that just talking, but I was filled with emotion. But I noticed people didn't forget that, and if I said that, I got to stand on it.

"That's how I live. I don't like to say things just talking. I said it, and I got to stand on it. So I try to bring my A-game every day, I try to come to get better every day."

The journey Hobbs has taken to the Raiders hasn't always been a pretty one. It's been gritty, like his hometown of Louisville, Kentucky, – the same city that produced one of the greatest heavyweight boxers of all time, Muhammad Ali. Hobbs grew up in the West End of Louisville, one of the higher crime populated areas of the city. The problems have unfortunately gotten worse in Louisville over time. The city's violent crime rate is reportedly 81 percent higher than the national average, with a record 100 homicides within a six-month span this year, according to the Louisville Courier-Journal. Hobbs took to sports from an early age as an outlet from what was going on around him.

"Growing up there, a lot of times a lot of kids play sports. Louisville can be a nice place, a nice area. It's not a huge city. It's not a Chicago or New York, but it does have almost a million people so it's a big city. You can get into whatever you want to. So a lot of kids, they would play sports, and that was something that kept you out of whatever.

"Not to say it was a horrible place, but it is a top place for crime," Hobbs said. "That comes with if you live in the bad part in West End or wherever things tend to happen."

Hobbs' solid foundation comes from his family. His single mother, Denise, raised him and his two brothers since she was 16 years old. His father passed away when he was 12. Hobbs said she "dedicated her life to us" for them to make it to this point. He was also guided by his grandparents and uncle, whom he lived with for a duration of time in West Louisville. They were some of his biggest supporters, taking the village approach to raising him and his siblings.

Hobbs told me having a mother with wisdom "way ahead of her years" helped him immensely through the journey of getting to the NFL. He said that the selfless woman barely ever asks him for anything, even after signing with the team. He said he's "almost got to press her" to see if she needs something, as one of his biggest concerns is making sure the woman who raised him is taken care of.

"My mom means everything to me. She sacrificed her whole life, honestly, for her children, for her kids. She made a real commitment to raise us the right way. Everywhere I'm at, what I'm doing right now, the man I've become – I attribute that to her. Whatever I can help her with now, that's what I try to do. I just try to be there for her. We're there for each other. Be there for her like she was for me."

Nate Hobbs was not heavily recruited coming out of Louisville Male High School. The cornerback had a few MAC and NAIA scholarship offers and was originally committed to Western Kentucky until Lovie Smith at the University of Illinois started heavily recruiting him late in his senior year. Illinois was the only Power Five conference offer he received.

"I think I was really a two-star [prospect] but I didn't get those stars until I committed," Hobbs said. "If you looked up my name it didn't say any stars beside my name until I committed to Illinois – then I had two stars.

"I just say that the stars don't matter."

Smith, the Houston Texans current associate head coach and defensive coordinator, also cared less about the stars and hype. When the former Illinois head coach put on Hobbs' film, what he saw a pure athlete.

"High jump – seven feet. Six-foot corner who tackles. He was a punt returner, he was a skilled guy, he could run," said Smith. "We trusted our evaluation, and our evaluation said this guy could really turn into a pretty good football player.

"Then if you get a chance to meet him too, you see exactly who raised him. His mom, Denise, is just a special lady. He was taught the right way, and I just knew he would have a positive impact on the culture of the program and that's exactly what happened."

Hobbs' impact on his team wasn't immediate, however. Hobbs dealt with a few maturity issues as an underclassman at Illinois and claimed that some off-the-field issues caused him to be suspended for three games in his sophomore season and almost got him kicked out of school.

"He knew I wasn't a man, but he was treating me like I was a man, because I felt like he knew where I could go," Hobbs said about Coach Smith. "I was 18, 19 doing things 18, 19 year olds do. Making those mistakes, getting in trouble — probably more than the average person. He said that was unacceptable and I just figured out, 'Maybe this is how I should carry myself,' and certain things aren't acceptable."

"He never stopped believing in me."

Gill Byrd became the safeties coach at Illinois in the midst of Hobbs almost being dismissed from the team. Byrd described it as a touch-and-go situation.

"It was serious enough where we had to talk to him," said Byrd. "A lot of these guys had gone through a lot of things with Coach Smith already, so I was just trying to understand the landscape and what was going on."

"Nate, he took the coaching, he took the teaching, he took the off-the-field advice to the heart. He was close, as far as not being there. The consequences were getting more severe, but he learned. It's part of growing up."

Under Byrd's guidance, Hobbs blossomed into a premier cornerback in the Big 10. In his junior and senior season, he compiled 100 total tackles, nine pass deflections and two interceptions. The biggest impact Byrd made on Hobbs can't be measured with statistics though.

"The biggest way he tried to connect with me was off the field," Hobbs said. "Seeing if I was cool off the field, personally. And just try to teach me about life and developing as a man, and I appreciate him for that. Always just trying to be deeper than football. Football is the sport we play and that's the main focus, but it's deeper than football. It's deeper than just the game, it's life, and I felt like he taught me some things about life."

Coming out of Illinois, Hobbs was back at essentially the same place he was coming out of high school as an under the radar player. Fortunately for Hobbs and the Las Vegas Raiders, his skill and athleticism didn't go unnoticed by General Manager Mike Mayock — the same way it didn't go unnoticed by Lovie Smith nearly five years prior.

"I got a call from one of our cross-check scouts after the Illinois Pro Day, and he said, 'Mike, do me a favor and put your eyes on Nate Hobbs,' said the Raiders GM. "'He just ran a 4.45, he jumped 41 inches. He tested better than we thought he was going to test, and I'm not sure if we got the right grade on him. Don't get me wrong, we had a pretty solid grade on him, but I want to make sure he's not getting lost in the cornerback shuffle.'"

"So, I got off the phone and literally put his tape on right there, and I was like, 'Man, he competes.' He tackles. He's tough. He's a three-year starter in the Big 10. He was an outside corner almost predominantly, and he played special teams. This was a hard-nosed, tough guy. And he just ran 4.45 and jumped 41 inches. I spent about two hours watching him, get out of my chair, sprinted downstairs to the second floor, [and] grabbed Ron Milus, the defensive back coach."

"We got him on a Zoom call, and he knocked it out the park. What our coaches do is they challenge him pretty hard mentally. They give him some of our Raider verbiage, and they push it out and challenge it back. He got all the concepts immediately. I was on the Zoom call, I saw. It wasn't like I heard about it; I was on the call. He got all the concepts. The coaches drilled him. He got an A+ on that drill, and we're sitting back there going; OK, what's wrong with this picture? A three-year starter in the Big Ten. Tough, competitive. Every one of our scouting grades on him with competes and toughness was at a high end.

"So, I think the cool part for me is seeing it come together. It started with a trigger from the cross-checker to tell me to get my eye on him. It went from there down to Milo, then it went to the Zoom call, and then it was the whole group getting together to say, 'We got to get this guy. Where is he probably going to go league value? And at what point do we have to pull the trigger?'"

The Raiders pulled that trigger with the 167th overall pick in the draft, a pick they acquired from a trade with the Seattle Seahawks for longtime guard Gabe Jackson. He has thoroughly impressed his teammates and coaches through Training Camp and in the preseason. He's also caught many people by surprise with the tenacity and instinct he's shown he can play with. Additionally, he's shown he can adequately play both outside and nickel cornerback.

Hobbs introduced himself to Raider Nation in Allegiant Stadium in the first quarter of the first preseason game against the Seattle Seahawks with a sack heard around Las Vegas on Geno Smith.

"I was locked in listening for the call. They said the call, they said the blitz, and I said, 'OK, that's me, I'm going.' ... I was looking inside, I'm timing it up. I didn't want to go early because they would've known I was coming," Hobbs said. "I'm not going to move until I know, I'm going to time this up for when he's about to snap it. I was waiting on his cadence, he started going through his cadence and none of the linemen saw me. None of the lineman pointed me out and I was like, 'Oh, s--t.'

"The ball snapped. As soon as it snapped, I just took off. I just saw my target, he was a target. He was just a thing, and I had to go get that thing. I was trying to get the ball out though."

The play from Hobbs took the fans at Allegiant Stadium, and even some of his new teammates, by surprise. One person that wasn't surprised was his former head coach. He saw Hobbs make plays like that on a regular basis.

"He's going to have a lot of plays like that," said Lovie Smith. "When you're a corner who can cover and you like to tackle and you get a chance to blitz ... that's what we expect him to do. I know it's easy in hindsight, but I'm going to say that's not a surprise and mean it. I have a whole lot of confidence in Nate's ability. He's going to be a good football player in this league."

Hobbs finished the preseason with six tackles, two pass deflections, a sack and an interception in the two games he played. He also earned a spot on PFF's All-Rookie preseason team with an overall grade of 90.7 — the highest graded rookie corner in the preseason.

"I'm really proud of him. I'm really excited to see what he does in his future," Gruden said after the Rams victory. "He rarely makes the same mistake twice. He loves football, eats it up and he's one of the energizers of our defense. He's walked in here and given us a lot of skills that we can utilize certainly."

Those skills will hopefully come into effect Monday night in his first-ever NFL regular season game against the Baltimore Ravens. Hobbs is in place to see a lot of action in the showdown, especially with cornerback Nevin Lawson ruled out the first two games of the season.

Coach Gruden stated a few days before the season opener that he feels "the stage isn't too big" for the rookie. Hobbs echoed his head coach's belief.

"I'm ready for the job," said Hobbs. "I just want my teammates to know — and my coaches who have trust in me with that spot — if they trust me to go out there, they ain't got nothing to worry about. I'm going to be well prepared and I'm going to bring it.

"Here's my opportunity. Things that I've prayed for. It's my opportunity, and I got to make the most out of it."

It's an opportunity he's prayed for since he was in West Louisville, and so far, Nate Hobbs has been the type to say a prayer — and then go get just what he prayed for.

FB Alec Ingold

NFL.COM

Raiders Walter Payton Man of the Year nominee Alec Ingold always striving to help 'one more kid' find a home

By Grant Gordon

December 30, 2020

Outlaws of the autumns, swashbuckling marauders of the gridiron, the Raiders are the league's bad guys by choice and design.

For Silver and Black fullback Alec Ingold, however, being the white hat among the wild bunch is a celebration of each of the endeavors in his life he's most passionate about: playing Raiders football and positively affecting his community.

"It's kinda cool. You get to put on a helmet and shoulder pads, you get to be the outlaw, you get to be a bully. You get to be with a bunch of guys that love playing football," Ingold says. "[You get to be part of] that whole aura on Sundays. And then Tuesday you can go out and help a community and see a spark in a kid's eyes. It is cool doing both of those things."

As the Las Vegas Raiders' nominee for the 2020 Walter Payton Man of the Year, Ingold has devoted his time and energy to fundraising for and serving nutritious meals to those who need them most, supporting the Special Olympics and spreading awareness about the need and importance for foster and adoptive families. He's done it all while blocking for Raiders quarterback Derek Carr and paving the way for running back Josh Jacobs' 1,000-yard season.

Among the 32 nominees, Ingold, in just his second NFL season, is the least experienced among the field. No player has ever won the award in their first three seasons, according to NFL Research, and Ingold has an opportunity to do it in Year 2.

"It means the world to me," Ingold says of the nomination. "It wasn't really on my radar. As a young guy, my second year and I was undrafted last year. So, to kinda receive that respect among the guys in your facility, in your organization, was pretty surreal."

It's all the more surreal as Ingold is the only fullback in the field of nominees and having a trying year on the field, though it's been one in which he's carried on no matter the obstacles.

Slowed by busted ribs sustained in early November, Ingold was relegated to sleeping on the couch for a few weeks. That was, for a time, where his daily routine began. Early to wake to get additional treatment, to get his body warmed up for the grind of practices, the 24-year-old hasn't missed a game. Perhaps more inspiring, though, is that it hasn't slowed Ingold off the field.

"Learning how to deal with adversity and still being able to impact a community is amazing," Ingold says.

Though the honor was unexpected for Ingold, it was an aspiration all the same.

Given annually, the Walter Payton NFL Man of the Year Award is recognized as the league's most prestigious honor and recognizes NFL players "for outstanding community service activities off the field, as well as excellence on the field."

Striving to become part of the prestigious class of honorees was something that came into view roughly a year ago when Ingold accompanied Jacobs to Miami ahead of the Super Bowl.

"I remember going to the Super Bowl with Josh, the NFL Honors show," Ingold says. "He was up for Rookie of the Year and he brought me, so [I had a chance] to kinda experience everything. It was our rookie year together. To see [2019 Walter Payton Man of the Year] Calais Campbell speak last year. You know you get a little taste of everything at the Super Bowl, right? You get the advertisement, endorsement stuff. You get the radio-side of things. And then, you get the NFL Honors show.

"When Calais talked, that was like, 'That's what I want to do. That's the impact I want to have – moving forward for the rest of my life.' After seeing all that, trying everything, to have that speech, that moment kind of be like that's what I want to do down the road, I was expecting to kinda have this long-term goal. And for that nomination to be happening this year is kind of surreal for me."

Giving of his time and efforts off the field didn't emanate from Miami, though. It's something that's been with Ingold for quite some time – all the way back to growing up in Green Bay, Wisconsin.

Always quick to point out and appreciate the efforts of a support staff that includes his marketing and community relations teams, it's always begun with his parents – mother Chris and father Pat.

"I think it really starts with my parents. Being adopted, understanding how important that support system was for me, how I was raised," Ingold says. "My parents mean the world to me and the way they raised me growing up, I always knew it was about helping the person next to you. Whether that's on the football field being accountable, being a good teammate or in the community, having a platform to give back. It really starts with them. That whole adoption thing is huge for me. I feel like that gives me a sense of, 'I'm on this planet to do something.' There's that divine intervention of 'I'm here for a reason.' I'm gonna do everything I can to impact the people around me because that's what my parents did for me. They gave me the best opportunity possible to live out my dreams. That's kind of where I got that from and that's where the support toward Raise the Future AdoptUSKids, the national spokesperson-type thing kind of parlays into that."

Ahead of Election Day, Ingold was active in a "Get Out and Vote" campaign and he offered his support to Special Olympics competitors from Nevada and California by way of a "Virtual Fall Sports & Fitness" workout. In Las Vegas, Ingold aided the Three-Square Food Bank's Coronavirus Emergency Food Fund in providing 31,000 healthy meals for kids, veterans and furloughed workers and he also served meals to first- and second-graders at Jack Dailey Elementary. But it's adoption and AdoptUSKids that beckons him above all and what he's chosen as the charity that will receive an NFL donation in his name as a result of Ingold's MOTY nomination.

"I just hope people talk about how important adoption is," Ingold says. "It changed my life. I'm a living testimony of someone who was adopted and was given a great opportunity to live my best life because I had a great adopted family. I just hope that having those conversations helps one more family, helps one more kid find that home."

Able to find a home long ago, Ingold's now aiming to do the same for others.

Ingold is now a Las Vegas fullback, but was once a Green Bay kid who was able to listen to Packers such as Ahman Green, William Henderson, Randall Cobb, Brett Favre and Aaron Rodgers speak and give back to their community.

"I was that wide-eyed kid," Ingold says. "That meant the world to me, just seeing them.

"Those people kind of shaped my life growing up. And I know that's kind of the impact people can have in the NFL, just by smiling, by shaking someone's hand, by having conversation."

Among the Silver and Black's storied brutes and bandits, a once-wide-eyed kid has emerged as one of the NFL's 32 best men.

THE ATHLETIC

Adopted as a child, Raiders' Alec Ingold wants to help unite other families

By Tashan Reed

July 20, 2020

For Raiders fullback Alec Ingold, there was no mystery as a child to the fact that he was adopted. He's biracial, Black and White, while his mom, Chris, dad, Pat, and sister, Sydnie, are White.

"Growing up that way, it was never a big secret or anything," Ingold said. "I was pretty comfortable with it by a very young age. I love my parents. It's mom and dad and it's nothing different, but at the same time, I always knew I looked different than the rest of my family. I never really had identity issues with that, but it was always there."

Regardless, there were some tough moments. It would hit him late at night while he was alone in bed that he didn't have a relationship with anyone whom he was related to by blood. He didn't have the same biological connection that all his friends and most others enjoyed.

Ingold eventually adjusted, which was made easier because of how he was raised in Green Bay, Wis. He never had an issue in the community related to his race and his parents emphasized the importance of knowing who he is as a human being before he even considered his skin color. He also forged a strong relationship with Sydnie and had an expansive network of friends that welcomed him.

Green Bay also sparked his love for football. His Sundays were built around two things: church and the Packers. The players were his superheroes and drove him to pursue the career he has today.

"It was about as picture perfect as you could imagine," Ingold said. "I just realized how fortunate I was to be placed in that family that was going to love me so much unconditionally and support me through everything I've been through."

Ingold, 24, has spoken to his parents and sister through text messages, phone calls and FaceTime calls multiple times a week since relocating to Las Vegas in mid-March. While he doesn't know his biological father, he's had contact with his biological mother. The Ingolds are tight-knit and genuinely love and care about one another. That sustained bond was the driving force behind his decision to partner with AdoptUSKids on July 14.

"I know for a fact that there's kids out there going through the same things I'm going through," Ingold said. "Whether they were adopted early or have recently been adopted, you have that self-realization that can be a little bit of a struggle sometimes."

AdoptUSKids is a nonprofit national project that works to help children and teenagers in foster care get adopted by "safe, loving, permanent" families. It simultaneously educates families about foster care and adoption while providing child welfare professionals with information and support.

Additionally, it maintains the lone federally funded photo listing service used to connect waiting children with families in the country.

Through his partnership with the project, Ingold has become a part of its mission to raise public awareness about the need for foster and adoptive families and assists states, territories and tribes in recruiting, engaging, developing and supporting foster and adoptive families.

In the wake of the COVID-19 pandemic and the ongoing social justice movement surrounding the recent deaths of Black people at the hands of law enforcement, Ingold felt moved to use his platform. That's when he came upon AdoptUSKids, which he hopes others will use to do the same.

"I'm just hoping to speak to both sides: The kids that are in foster care right now and the kids that have been adopted, but also the prospective families," Ingold said. "That support system and that communication, everyone's life can improve from that. I just hope I can be an example for some kids going through tough times and help them understand that you can reach out and trust family members that aren't blood related. They can be your best friends. They can be more than you can even imagine."

"My family means the world to me. There's a lot of kids out there right now searching for that. Hopefully, being an NFL football player and opening up in that light will be able to show them that there's really so many opportunities and blessings that come with being a part of a family like that."

Ingold, who graduated from Wisconsin in 2019 with a personal finance degree, doubled down on his good deed by speaking to a group of Las Vegas high school students through the UNLV Young Executive Scholars Hospitality & Tourism Program, a four-week summer program targeting under-resourced youth in the Clark County School District. Ingold talked about his life and journey and stressed the importance of financial literacy.

"I'm trying to speak to as many kids that'll listen to try and give them some insight on what I've learned throughout my life," Ingold said. "Las Vegas is a community that's definitely going to be one and the same with the Raiders. Me and a lot of other teammates are trying to speak to the community about topics that are near and dear to our hearts so that we can create this relationship."

Ingold has also remained active physically, whether it's running in random parks or participating in the Raiders' unofficial 30-player workouts in Las Vegas. It's not convenient, but it's nothing compared to the adversity that he experienced early in life. He wants to be consistently accountable and reliable in his second season, so he's got to keep putting the work in. Dozens of other Raiders players have followed suit.

"I'm proud of working hard when things are tough," Ingold said. "A lot of guys that have moved out here, we've kind of found our rhythm and what it takes to work together. It's definitely bringing us together on the team, no doubt, with the move and the pandemic and an unknown season."

Ingold's involvement in the community in the meantime isn't a front. His desire to help others stems from how Chris and Pat helped him as a child.

"I've been blessed with the decisions people made to step out of their comfort zone and make that adoption decision from my biological parents to my (adoptive) parents," Ingold said. "There's so much in this world that we can offer one another. Any difficulties or adversity that I've been through, I'm going to try and share it with others so that they can get through their own adversities. If it's relatable, great. If they can take one thing away from whenever I'm speaking, awesome. But at the end of the day, it's just opening my heart up and letting people do what they need with it.

"Hopefully, we can all be better because of it."

RB Josh Jacobs

ESPN.COM

Josh Jacobs is the Las Vegas Raiders' 'angry runner,' on his way to NFL superstardom

By David Fleming

September 21, 2020

THE CENTERPIECE OF the Las Vegas Raiders' Allegiant Stadium is the 95-foot Al Davis Memorial Torch. Built out of carbon fiber and aluminum and billed as the largest 3D-printed object in the world, the urinal-shaped cauldron doesn't feature an actual flame. Encircled by a bar, like all serious monuments, it instead blows a mixture of hot air and lasers to simulate flames in front of the \$1.9 billion stadium's lanai-style peep show doors that open to expose the Strip. The rest of the building is adorned with a similar kind of classic Vegas casino-style art meant to assimilate the Raiders into the culture of their new hometown. The works include an Area 51 alien sporting Raiders merch and one particularly riveting piece featuring Baby Carlos of "The Hangover" sporting a Raiders beanie. There's a mural of Raiders greats and a series of ayahuasca-fever-dream-inspired murals by local artist Michael Godard that reimagine Marilyn Monroe as a Raiderette, Wayne Newton as a Silver and Black quarterback and Elvis Presley as a Raiders running back.

And just in case there's any question as to just how impossibly high the expectations are for the Raiders' inaugural season in Vegas, one of the few other locals deemed worthy of a King-sized portrait inside Allegiant is Raiders running back Josh Jacobs, whose picture towers above what seems like a mile of white marble near the corner suites on the 200 level of the stadium. "Very surreal and humbling," Jacobs says about his portrait. Taken 24th overall out of Alabama in last year's draft, Jacobs set the franchise record for rookie rushing yards (1,150) and led the NFL in missed tackles (70), all while playing most of the season with a broken shoulder. Now the writing is quite literally on the wall for him and the 2020 Raiders.

In a Week 1 win against Carolina, Jacobs responded to the expectations by scoring three touchdowns and breaking 10 more tackles on his way to 139 all-purpose yards. It was a performance so explosive and dominant, yet somehow so effortless and smooth, that it drew comparisons to yet another GOAT. "That was a little bit like Walter Payton used to play," says coach Jon Gruden. "Josh is special. He deserves some national attention, and I hope you give it to him."

Jacobs is one of the most compelling success stories in the NFL and, pound for pound, one of the game's most physical young runners, and Gruden and the Raiders are now counting on him to develop into the kind of dynamic all-around talent worthy of becoming the national face of the franchise, or, in Vegas vernacular, the town's first Chairman of the Scoreboard. "Josh is going to be a superstar," says Raiders fullback Alec Ingold. "There's a really, really unique opportunity that none of us will probably ever get in our lifetimes again of setting the foundation and the identity for what the first Las Vegas Raiders teams will be. And in a lot of ways, that's the responsibility Josh has taken on. He really makes this offense run, and he sets the tone for what this franchise is going to be in our new home." Even with the questionable decor choices, the Raiders' new home base, which makes its debut on Monday Night Football against the New Orleans Saints (8:15 p.m. ET on ESPN), is nothing short of spectacular.

The expansive locker room, featuring long club-style ceiling lights crisscrossing above the center of the room, feels like something befitting of Marshmello, not Maxx Crosby -- although there are already nine other clubs inside the stadium, including one so close to the north end zone that Gruden could easily signal its bouncers to break up any potential Hail Marys. "This is our field of dreams," says owner Mark Davis. "This is our house."

For Jacobs, though, it was only the second-best dream house reveal of the offseason. In January, he bought his father, Marty, a house in Oklahoma, creating a fairy-tale ending to a well-documented journey that began 10 years ago on the streets of north Tulsa inside the family's red Chevy Suburban. When Josh was in middle school, he and his four siblings and Marty were homeless for several weeks. After their parents' divorce, Josh and his siblings initially stayed with their mother, Lachelle. Josh says they argued frequently, however, especially over what he says was Lachelle's misuse of child support money. Eventually Marty was granted custody of his kids, just as he found himself between apartments and jobs. It's an all-too-common scenario experienced by many of the nearly 60,000 families in the U.S. that are homeless on any given night, especially during the COVID-19 pandemic.

The Jacobses crashed with friends and in motels as long as they could until they were forced to sleep in the Suburban in a section of town where Josh had been shot at as a teenager. "I wouldn't change how I grew up for nothing because it made me who I am today," Jacobs says. "Nobody can tell me that something isn't possible, and I've got so many other dreams I want to achieve, starting with a championship, so I'm still grinding in every aspect of life."

To this day, Jacobs vividly recalls -- in a way that suggests the experience is never far from his thoughts -- that his father would often go without food, waving it away and pretending not to be hungry, so his children would have fuller bellies. Marty would often go without sleep as well, standing guard in the front seat with a gun resting in his lap, his eyes bloodshot from exhaustion and stress. Ten years later, after the surprise gift from Josh, when Marty's eyes were watering again, this time he was leaning against the black-and-gray granite countertops inside his immaculate new kitchen as giggles from grandchildren echoed throughout his spacious new home.

Standing next to him, and close to tears as well, was a former homeless teenager turned NFL running back who has now christened new homes for both his father and his franchise. "The kids that warm your heart as a coach are the ones who were not given anything and had to earn everything," says former Alabama offensive coordinator Mike Locksley, now the head coach at Maryland. "I saw Josh, going from homeless to buying his dad a house, and it's especially heartwarming when the reason you got into this business is to change people's lives with this brown football."

To help his kids process their emotions throughout their childhood, Marty encouraged them to express their feelings through poetry and art. Josh responded by drawing a picture of his dad valiantly fighting off a series of monsters. To this day, Josh attacks most carries on the football field in the same fashion: as an opportunity to slay some monsters, or at least run them over. Throughout his career, despite his relatively small stature (5-foot-10, 212 pounds), Jacobs has left in his wake a breathtakingly violent, "Jackass"-esque compilation of cartoonishly destroyed would-be tacklers. Just ask the Panthers.

Against Carolina, an astonishing 87% of Jacobs' 93 yards rushing came after contact. "There's no doubt he is an angry runner," says Locksley, who now coaches Josh's younger brother, Isaiah. "It's a chip on his shoulder, angry at the world, here I am a kid that spent time being homeless, not heavily recruited out of high school, then, at Bama, not being the focal point of the offense. Every time he touches the ball, he runs as if he may not get the ball again."

In 2015, as an unknown Wildcat quarterback at McLain High School in Tulsa, Jacobs was putting up truly unbelievable numbers. His stats were so off-the-charts ridiculous, in fact, that a skeptical reporter called McLain's athletic director and accused football coach Jarvis Payne of padding Jacobs' stats. It's a frequently recurring accusation in Jacobs' life. "The more you get to know him," Ingold says, "the more he does seem too good to be true almost." Jacobs' high school stats had to be doctored. How could a no-star, injury-prone kid suddenly average 300 rushing yards a game?

"Well, come to our next game and see for yourself," Payne growled into the phone. Just before kickoff against Cascia Hall Prep, Payne went to Jacobs' locker and dropped the details of the phone call. "After that I felt kind of sorry for that team," Payne says. "Josh took everything out on them."

The stats in question were, in fact, way off. Instead of a measly 300 yards, Jacobs ended up with 455 on 22 carries. And it would have been north of 600 if several big runs hadn't been called back. After a breathtaking display of speed, power, elusiveness and, well, controlled rage, on Jacobs' sixth and final TD, a clear path to the end zone emerged. Instead, and in what would become his signature move as a running back, Jacobs lowered his shoulder and bulldozed a defensive back who was left straddling the goal line like a Dali timepiece. "Poor kid," Payne says. "Josh could have easily sidestepped him and walked into the end zone, but he chose to run him directly over. I've seen a lot of talented kids, but that level of anger and tenacity? Very few are built like that. Josh needed to prove a point to the world. And that kid was in his way."

Several weeks later, when former Alabama and current New York Giants assistant coach Burton Burns sat down to watch McLain's highly ranked basketball team's practice, Jacobs took the ball end to end, effortlessly gliding around defenders before finishing with so much power to the basket that his forearm ended up above the rim. Burns got up and sprinted to his car like he was about to get towed, and after a frantic call to Nick Saban, Jacobs was bound for Tuscaloosa. "I see it in him, that extra hunger, that inner spark and inner sense of drive that is not typical unless you've been in those shoes," says Arash Ghafoori, the executive director at the Nevada Partnership for Homeless Youth, which runs a drop-in center just a few miles from Allegiant Stadium. "I see it over and over: The experience of being homeless doesn't beat these kids; they beat the experience, and then that resiliency becomes part of their DNA."

After splitting time in Saban's talent-rich backfield, Jacobs burst onto the scene during Bama's 2018 run to the title game. When an Auburn cornerback attempted to tackle Jacobs in the open field, the defender eventually came to rest on his head, with the rest of his body facing the wrong way, a full 7 yards downfield. A few weeks later in the national semifinal, Jacobs road-graded an Oklahoma safety on his way to pay dirt. Jacobs' personal favorite came next, in the title game, when he pancaked a 280-pound Clemson defensive end, then flexed over his massive, prostrate body. "He was a lot bigger than me, so I was supposed to lose that battle," Jacobs says. "So I put him in the ground and then, yeah, I flexed on him. Honestly, yeah, it feels good."

Jacobs' signature as a runner (and blocker) is the way he is somehow able to crystallize his physical gifts and the residual anger, fear and intense drive (along with even the tiniest perceived slight from an opponent, à la Michael Jordan) into a force that, when transferred into the body of would-be tacklers, often leaves them several yards downfield looking as if they've just been ejected from a mechanical bull.

Last season, in a Week 7 matchup at Lambeau Field, Packers safety Adrian Amos stepped in front of Jacobs at the 22. Amos, who made the unforgivable mistake of getting too much attention for being one of the highest-paid safeties in the game, returned to earth somewhere around the 26. For starters, Jacobs believes in the age-old runner's argument that operating at anything less than full speed is far more dangerous. "That's when injuries happen," he says, "when you're going through the motions." And he insists he could have easily made Amos miss -- if he'd wanted to. But Jacobs' uber-violence is more about inspiring his teammates and dictating the chess game in the trenches. After he runs over a tackler or two, the entire Raiders offense operates on a different plane, while the defenders, obsessed with delivering a huge payback blow, are overextended and off balance. "Then I'm gonna juke 'em and make them look stupid," Jacobs says. "So it's all a mind game."

Two plays later, in fact, Jacobs reeled off a 42-yard run to set up the Raiders' first score. But the damage had been done. This wasn't Cascia Hall Prep. The showdown with Amos had left Jacobs with a fractured right shoulder. "It hurt," Jacobs confesses. "But that's football." In a feat that seems nearly superhuman given the pain involved and the relentless pounding delivered to a running back's shoulder, Jacobs valiantly continued to play -- and play well -- for the next five weeks. Although pain-killing injections deserve some of the credit, playing through the injury earned Jacobs the kind of universal locker room respect and stature that usually takes younger players years to acquire. "That's another weight that Josh has to carry is that he's the focal point of this offense and also this team's identity," Ingold says. "So when you say he runs with all that anger and he runs people over even when he doesn't have to, it's not just Josh, it's the Raiders. He has to set the standard for the rest of us."

Over time, though, Jacobs' shoulder deteriorated to the point that he missed three of Oakland's final four games, and the Raiders faded from playoff contention, finishing 7-9. It was the franchise's 15th non-winning season in the past 16 years. When the doctors finally forced him to sit out, Jacobs was sobbing so hard his entire body was shaking inside his locker. He felt lost again, unmoored. His calling card as a runner had become his kryptonite. And with his life off the field near perfect, moving forward he would have to learn to run with purpose instead of anger.

As crazy as it sounds for someone who dealt with homelessness as a child, the toughest challenge of Jacobs' life was still ahead of him: adapting and surviving in a league in which most running backs are battered and broken and discarded before they hit 30. (Case in point: Leonard Fournette, the No. 4 pick in the 2017 draft, was cut in camp by the hapless Jaguars before signing with Tampa Bay.)

Sometimes, Jacobs learned, the actual work begins after all your dreams come true. "I'm gonna be one of those guys who walks away with my body intact," Jacobs insists. "I'm not gonna be one of those guys who plays until he's 35 and all of that. I plan on leaving on my terms. And my running style? Not only does that come from my life, it comes from people trying to confine me and put me in some kind of box, like 'You're this kind of runner, you're that type of runner.'"

Jacobs' shoulder injury opened the door for Cardinals quarterback Kyler Murray to win 2019 Rookie of the Year honors. Jacobs, who finished third in the NFL with 88.5 yards per game, would award himself only a B for his rookie season. Rather than bask in his success and the realization of a lifelong dream of buying his dad a house, after the season Jacobs went to Gruden and, instead of a pat on the back, asked for a shove.

Chucky was, of course, more than happy to oblige.

"He's got to stay healthy," Gruden says. "We need our feature back down the stretch. We were in a playoff stretch last year and didn't have him. He's got to stay wire-to-wire healthy, and we have to get more out of him in the passing game, more on the field on third downs. He had a great year last year, and we expect more from him this year."

Gruden's message seems to have gotten through -- a little. On the fourth day of camp, Jacobs caught a pass in the flat and began to lower his shoulder preparing to steamroll then-teammate Damarious Randall, only to pull up at the last second to smartly avoid a collision. It was a sign, however small, that Jacobs has begun to manage those cravings for contact and run with focus instead of fury. Of course, after the play, Jacobs barked, "Boom! I just retired you" just to remind everyone that the détente was a temporary courtesy, and only for teammates.

To further reduce Jacobs' wear and tear and increase his production -- as well as his Q-rating -- Gruden plans to get him much more involved in the passing game. The goal is to increase his 20 catches in 2019 to 60 this season. His four catches in the opener put him on pace for 64. If he stays on that pace and gains another 1,000 yards on the ground, that combo would put Jacobs in rare company, alongside versatile All-Pro-level backs such as Christian McCaffrey and Ezekiel Elliott.

It's a skill set Jacobs has been developing for years. Back in Tulsa, before his senior season at McLain, when Payne realized Jacobs had a better arm than any of his quarterbacks, the coach (and robotics teacher) recircuited his entire offense and moved Jacobs to Wildcat quarterback. The improvement was instant. "And ridiculous," Payne says. "Like watching a human highlight film." For good measure, Jacobs also started at safety and even found time to contribute on special teams and pitch in with some game strategy consulting.

In 2015, in a late-season game with playoff implications, McLain had the ball at the 30 with the score tied and time about to run out. McLain hadn't kicked a field goal all season, so Payne had already begun making plans for overtime when, instead of taking a knee, his quarterback called timeout and trotted to the sideline. "Hey, Coach, let's kick it," Jacobs said. "I've been watching our kicker and working with him -- he can make it." Payne huddled the team together and drew up a makeshift field goal formation using Jacobs as a decoy. Thinking it had to be a trick play, the defense didn't bother to rush the kicker. "He lines up, takes his time and kicks the most perfect 30-yard field goal you will ever see in your life," Payne says. "Josh brings out the best in everyone, even the kickers, even the coaches."

At Bama, to get Jacobs more opportunities while sharing time on a roster loaded with future NFL playmakers, Locksley used him as a back, as a slot receiver, on pass protection, on special teams and even at quarterback. "And he was good at everything," the coach says. "As an offensive coordinator, he's just one of those rare chess pieces. I call him Swiss Army Knife because he's just so multifaceted."

It's a trait that applies to Jacobs' entire life. Wanting to expand his interests off the field, this summer Jacobs met with several businessmen and entrepreneurs who, he says, always had the same response: "Are you sure you're only 22?" Teammates swear he can hit 15 3-pointers in a row on a basketball court. On his first carry in camp, after nearly falling on his face, Jacobs put one hand on the ground, caught his balance and blew through the Raiders' defense. "We all just looked at each other like, 'Oh my god,'" Ingold says. "The first time you see his kind of power and acceleration, it's like watching a new Ferrari leave the shop."

A few days later, when Raiders back Jalen Richard visited Jacobs' home outside of Vegas, Jacobs was playing piano and preparing chicken and shrimp fried rice from scratch. "So what can't you do?" Richard said with a laugh.

Before the Raiders had even completed their move to Vegas, Jacobs had already worked with the Nevada governor and attorney general to produce child ID kits to prevent human trafficking in a region with the country's highest rates of youth homelessness. Just before the 2019 draft, when it looked as if Jacobs was headed to Las Vegas, a die-hard Raiders fan and volunteer at the Nevada Partnership for Homeless Youth emailed Ghafoori, the NPHY director. The Raiders are going to have someone on their team who could have literally been one of your kids at NPHY, the email said. "I looked Josh up and read his story and I got goose bumps," Ghafoori says. "The Raiders have their own unique history in terms of having multiple homes. ... The Raiders could make a huge impact in Nevada, and Josh could be our biggest game-changer."

Ultimately it will be up to Gruden whether Jacobs has a similar impact on the Raiders franchise. When it comes to incorporating running backs into the passing game, many NFL schemes still operate like nickel slots at the Flamingo: low risk, low reward. Even in today's pass-happy NFL, contributing in the passing game for running backs mostly means serving as a safety valve checkdown for quarterbacks. (The Giants are constantly neutralizing Saquon Barkley this way.)

Dumping the ball off on simple flare-outs, rub routes and shallow crosses to a dynamic talent like Jacobs is essentially a gift to defenses, reducing his power and impact by forcing him to move horizontally and allowing the sideline to become a 12th defender instead of attacking defenses vertically and capitalizing on the constant mismatches Jacobs' skill set creates.

Instead, the model for the Raiders should be McCaffery, who, like Jacobs, played multiple positions in high school and lined up 100 times as a slot receiver during his rookie season. That dual threat, in turn, prevents defenses from loading up the box to stop the run. In the opener, Jacobs and McCaffery led their teams with 139 and 135 yards from scrimmage, respectively. (Don't be surprised, by the way, if Gruden also uses Jacobs under center. "I'm not gonna sit here and tell you he's Jim Plunkett," Locksley says, "but Josh is definitely skilled enough to throw the ball.")

So it's a hopeful sign that when asked about his offseason training focus, Jacobs sounds more like a receiver geek than a running back. Former NFL running back and current Raiders wide receivers coach Edgar Bennett constantly fed Jacobs film cut-ups on the art of receiving. One day Jacobs would watch film on disciplined route stems to prevent telegraphing his routes, the next he'd study release techniques for press coverage or how to read body language and create leverage to attack defensive backs downfield. Jacobs even dove into "stacking" -- an advanced technique to manipulate defensive backs in the deep passing game.

If there was any doubt Jacobs had truly upgraded his route-running and receiving game, it ended in Carolina when he vaporized linebacker Shaq Thompson with a surgical cut up the seam for a 29-yard catch. It was one of a dozen highlights in an all-around performance that Jacobs says is just a glimpse of what he plans to unveil in 2020. "In college and high school, I played everything, so it's just about getting back to that," Jacobs says. "I don't want to be known as just a good runner. I'm more than that. I didn't do enough last year, and I left a lot of yards on the table. This year is going to be different for me. I'm going to become a complete player and take my game to the next level."

Tonight, with the national spotlight focused on Allegiant Stadium, the 2020 Raiders and their franchise back, as the previous King of Vegas once said: It's now or never.

TE Foster Moreau

LAS VEGAS REVIEW-JOURNAL

Graney: Foster Moreau more than backup to Darren Waller

By Ed Graney

September 22, 2021

Foster Moreau was a fourth-round draft pick of the Raiders out of Louisiana State in 2019. He showed up to rookie minicamp as you'd expect — all excited and energetic and pumped to play whatever role the team desired.

Which the tight end immediately discovered meant this: Go knock heads.

"The first words (head coach) Jon Gruden ever said to me were, 'You're going be our blocking horse, our pass-blocking, go-get-em tight end,'" Moreau said. "That's what was expected." To line up opposite the Von Millers, the Bradley Chubbs, the T.J. Watts of the NFL.

To take on the league's best pass rushers and make certain they didn't get free runs at quarterback Derek Carr. To be the guy that helped protect the guy.

"They have dedicated a lot of time and work and effort into their craft," Moreau said of those heralded edge players.

Sort of like, well, him.

A green beret?

He is the COO to the CEO. Moreau is second on a depth chart where the tight end ahead of him happens to be one of the world's best. Darren Waller is that good.

Which makes this all the more impressive: Offensive coordinator Greg Olson referred to Moreau last week as perhaps the scheme's most important player.

His reasoning: Moreau is tremendous in the run game, tremendous as a pass blocker and an ever-improving receiver. He keeps the group together. Does everything well.

Olson: "(Gruden) jokes that he's our green beret. He's our unsung hero."

Moreau: "They're lying. I promise you. Those guys ... they've believed in me since Day 1 and given me all the tools to be successful. It obviously means a lot, but I know they come up and — it's not really roasting me, but it is razzing me."

And he's appreciative. For them, his teammates, his health. Razz away.

Moreau might have initially been viewed as just a blocker, but he led all NFL rookies with five touchdown catches before he was lost for the season with a knee injury against Tennessee in December of 2019.

It wasn't the easiest of roads back, the pandemic creating a difficult environment for Moreau by which to navigate such a recovery.

He played all 16 games last season but was limited to seven catches for 140 yards. More than anything, having tight end Jason Witten as a teammate proved a blessing.

It's not the worst thing to have a future Hall of Famer taking snaps as you return from serious injury.

"It took a lot of stress off my recovery process and eased the minds of everyone in the building," Moreau said. "To know we had a veteran who could lead us on and off the field."

Moreau took the part about developing into a receiving tight end as a challenge in 2019. Jared Cook had been a Pro Bowler for the Raiders the previous season before departing for New Orleans. Gruden and his staff also liked the upside of that guy named Waller.

Running mates

So it goes that Moreau has out-performed what was his base platform as a blocker. He has mastered the details of technique and footwork and getting off the ball. Now he is catching critical touchdown passes from Carr in Week 2 wins at Pittsburgh.

So when opponents key on Waller ...

Moreau said they have learned from and grown with each other, that he wishes everyone could share a position room with the CEO, that Waller is incredibly well thought of and humble.

"Darren is such a great dude," Moreau said. "He thinks the best of every person. He's so sincere and honest and grateful for the opportunities he has received.

"I couldn't have a better running mate."

A generational talent and an unsung hero green beret.

That's some serious juice at tight end.

TE Darren Waller

LAS VEGAS SUN

RAIDERS TIGHT END DARREN WALLER HAS EMERGED FROM A DARK PLACE TO BECOME LAS VEGAS' FIRST NFL SUPERSTAR

By Case Keefer

September 9, 2020

Darren Waller peeks through the rolling glass garage doors at the back end of the Raiders' Henderson headquarters between weightlifting sets to watch his teammates' training camp practice session.

Maintaining his usual straight face, the Pro Bowl tight end exudes a calm that stands in stark contrast to the panic regarding his status that's been spreading among the Raiders' fanbase. Waller isn't injured, just experiencing some minor, undisclosed "discomfort," so Las Vegas' coaching staff has given him a 10-day break from practice during a grueling stretch in August.

Waller initially didn't like the idea but came around to understanding.

"It was frustrating, because I always want to be out there working. [In] 2019, I don't think I missed a practice, and [in] 2020, I only missed a couple, so I want to be out there," Waller says after returning to practice. "But at the same time, maybe I do need to sit still a little bit, because it's a long season."

The ultra-cautious, rest-over-reps approach the Raiders have employed with the 28-year-old going into the 2021 season is hardly unprecedented in the NFL. It's usually reserved for the league's best players, a category in which Waller now undoubtedly belongs after monster years in each of his first two full seasons with the Raiders.

Waller broke out in 2019 with 90 receptions for 1,145 yards and three touchdowns, then proved he was no one-year wonder by topping those figures in the team's first year in Las Vegas. The speedy, 6-foot-6, 255-pound force became the undisputed focal point of the Raiders' offense in 2020, pulling in a franchise record 107 receptions for 1,196 yards and nine touchdowns.

The organization seems even more committed to him going into the 2021 season after allowing the team's second-leading receiver, Nelson Agholor, to walk in free agency without making any significant upgrades in that area. That's largely because the Raiders' brain trust trusts so completely in Waller.

"I've never been around a guy that is that unselfish, that talented, that versatile and that complete," Raiders coach Jon Gruden said in a news conference during training camp. "We've got to continue to build around him. We've got to get some of our young receivers to take pressure off of him. We've put some more things in our playbook. We are going to be a lot more demanding of Waller going forward." Waller ranked No. 35 in the NFL's annual player-voted Top 100 list going into this season. His coaches and teammates would surely argue that wasn't high enough, and they might have a point.

Alongside fellow standouts Travis Kelce (Kansas City) and George Kittle (San Francisco), Waller is helping to redefine the tight end position in the modern NFL. Among that trio of consensus top tight ends, Waller also stands out as the unlikeliest success story, considering where he was as recently as three years ago.

The Raiders signed Waller off of Baltimore's practice squad in late 2018 to end a rocky four-year tenure with the Ravens, who selected him in the sixth round of the 2015 NFL Draft out of Georgia Tech.

Las Vegas quarterback Derek Carr recalled thinking, "How did we get this guy?" as soon as Waller showed up.

"I remember throwing him his first route at practice. I threw it 10 feet behind him and was like, 'Oh, wow, this guy can run!'" Carr recalled at the end of last season. "From then on, it was a beautiful thing with not only on-the-field chemistry but off the field. He told me his story and what he had been through."

Waller was an addict, developing a drug habit that included opioid pills and cocaine, dating back to his days as a prep football star in suburban Atlanta. It nearly cost him his career, if not his life.

After being suspended for the entire 2017 NFL season for repeated violations of the NFL's substance abuse policy, Waller overdosed on opioids in his car. Unlike three friends he grew up playing football alongside—all of whom suffered fatal overdoses—Waller survived, checking himself into rehab shortly after the incident.

He has now been sober for more than four years and has turned his attention toward advocacy for those in similar situations. He founded the Darren Waller Foundation to help drug-addicted youths and has appeared in national opioid-crisis campaigns.

"I feel like that giving-back component really keeps me sharp, because that's the greatest feeling that I can feel—to help somebody else or to be impactful in someone else's community or sphere of influence," Waller says. "So I really want to do that and stay on top of my routine—meditating, praying, writing in my journal, still going to meetings and just doing what I've been doing to keep me built up."

"Without those things, my career doesn't sustain. I have to continue to dance with what brought me here, and that's taking care of myself internally, mentally, spiritually, emotionally. You get the best version of me on the football field when I'm doing those things."

Waller's absence from training camp was partially a result of how sharp he's looked again heading into 2021, according to Gruden. The coach says he found it almost necessary to hold Waller out in order to fully evaluate other players vying for receptions.

With his ability to create separation in passing routes and his rhythm with Carr, Waller received the lion's share of targets during the first several practices. Given his mindset, it was easier to sit him for practices than ask him to go at half-speed.

That's because, after what he's been through, Waller refuses to give less than full effort. He has risen from the lowest of depths to the highest of peaks, and he plans to extend his stay at the top.

"When I was coming out of the dark places in my life, it's like, 'Man, you've come that close to not being here anymore, you have to have a new sense of urgency,'" Waller says. "Every single day you're not promised much, so I want to take that urgency and put it into everything I do."

THE ATHLETIC

Raiders' Darren Waller copes with the shutdown by exploring his musical side

By Vic Tafur

May 15, 2020

The violins start in first, before the bass drops and the angry voice starts poking you in the chest. D Wall, or Darren Waller as Raiders fans and fantasy football players call him, wants to know how your paper is stacking up in his new single, "Profits."

The music video drops Friday, the second to be released off his "Wall Street" album. "SHSW" was a much more relaxing song, with a smiling Waller rapping about how he separated from the crowd, as the acronym indicates, Some How Some Way.

Most people know Waller's story of overcoming addiction, signing with the Raiders and quickly becoming one of the best tight ends in the NFL. Many don't know how serious he is about his music — he recently received his first royalty check. The \$500 was the first money he has ever earned for his passion project.

"It's going great," Waller said in a phone interview last week. "Quarantine has provided a lot of time to lock in on improving my production and making new songs."

He is working on building a studio in his new house. Waller is back in Las Vegas, having returned from Georgia week ago. He is all moved in — after spending the past season and a half at the extended-stay hotel two blocks from the Raiders' old facility in Alameda.

"I grew to appreciate the proximity to the facility," Waller said, "because I would get there early for treatment and stay late for treatment."

The Raiders' new facility in Henderson, Nev., is on schedule to be finished next month, with the team's new stadium in Vegas set to be complete in July.

"It's quiet, but I really like Vegas so far and can really see myself enjoying life here," Waller said.

Waller gets up early and logs into the team's online meetings before hitting the field at a local park and working out with teammates Derek Carrier and Foster Moreau. (The team's newest tight end, Jason Witten, is in the process of moving from Dallas.)

"It's been pretty well organized, as far as the position meetings and getting a whole team meeting online," Waller said. "It's gone a lot smoother than I thought it would — I thought there would be a lot of connections dropping and a lot more difficulties."

"There is really good communication from the coaches to the players, so we know what we should be doing to be ready when the time comes."

Waller was very excited by the addition of Witten, an 11-time Pro Bowler with the Cowboys.

"I thought it was awesome," he said. "He is a great example of longevity and doing it the right way. His technique and his mental approach to the game kept him at the top and is going to put him in the Hall of Fame, so to have him in your room and be able to learn from him is priceless."

Waller said Moreau used to mention watching film of Witten, and that prompted him to do the same last year.

"There are things that caught me off guard watching him," Waller said. "He looks fast because he is great getting off the ball right at the snap, like no one I have ever seen — he will be ahead of wide receivers. So I am watching and thinking, 'I didn't know Jason Witten was that fast,' but it's that get-off and there are a lot of small details to his game that are just incredible."

Waller can't wait to get together with Witten and the rest of his teammates.

"I think we had another great draft class and we're putting together something special on both sides of the ball," he said. "We have a lot to offer Las Vegas, a lot of energy and we also want to do big things in the community."

Waller was also excited about the schedule, much fairer than last season's, when the Raiders were away from home for seven straight weeks.

"I feel that if we can get through last year's schedule, there is nothing we can't get through," he said.

The bar is high for Waller, in particular. A receiver in college, Waller is still learning the nuances of the tight end position and last season had 90 catches for 1,145 yards at 27 years old. And that's with defenses bracketing their coverage toward him after receiver Antonio Brown was cut and Tyrell Williams was injured.

"I see a lot of room for growth," Waller said.

He can block as well and is already among the handful of most valuable tight ends in the NFL. But Waller leaves the swagger to his rap persona.

"I try not to compare and say I am better than that guy," Waller said. "Saying I am the top dog doesn't do too much for me, because things change week to week. I just need to be the best me I can possibly be. That makes my life a lot simpler.

"I save that kind of energy for the music."

After football meetings and workouts every weekday, Waller works just as hard in the evenings, coming up with new beats. In many ways it's harder than being a professional football player.

"I pull the laptop open and ... I don't know," Waller said. "Sometimes I will go off a sample and try to flip that. Or I will play with some software that I found called Arcade and I try to create a melody. I just go through random sounds and click and play things on my keyboard until I catch something and I can hear something in my mind. And then I find another sound to layer it up.

"There is no one process. I could also be inspired by something I see or hear or some feeling I have. Something someone said to me can translate into a note that can spark a beat. It's random. ... I try not to press for it and let it just happen. I have taken a week off at times and when I come back to it, I really missed it. I just really enjoy it."

Teammates have remarked how on team flights Waller disappears into his laptop from wheels up to wheels down. And he has said he has missed the first bus from the hotel to the stadium on game days because he has gotten lost in his music.

Waller filmed all five music videos in a span of 39 days, each Saturday beginning in February, in the Atlanta area. He is also recording new stuff, with the same plan that he had last year — having enough songs to put out another project/album at some point during the season.

"I can mess around with a beat for fun during the season," Waller said, "but I don't get to spend an extended amount of time. So I like to get most of my music work done before the season gets going."

Waller recently started his own YouTube channel, and reaction to the music has been positive.

"I have put a lot of work into it and I think it sounds good. So it's definitely good to see other people like it because music is meant to be shared," Waller said. "It was dope to get that check, just because I never thought that was ever possible."

And yes, Raiders fans, that collaboration with teammate Maxx Crosby is still in the works.

"I sent Maxx a whole bunch of beats, so hopefully when he puts something out he will be using one of mine," Waller said. "He is a busy guy, and whenever he is ready to lock in, I am here for him."

Waller will put that song on his YouTube channel or on Instagram when the time comes. While the Instagram account is also popular, Waller winds up checking it almost every day for more important stuff than reactions to his music.

"People message me and tell me how they relate to my story and what they are going through, so I use that to have short conversations with them," Waller said.

Waller struggled with opiate and cocaine addiction when he first came into the league. He was suspended twice for failing drug tests, including for the entire 2017 season.

"I try and connect with fans on Instagram whenever I can and let them know that I see them and I am there, and that I am just a normal human being who had to overcome some stuff," Waller said. "Ever since 'Hard Knocks' (last summer), people have been able to relate to what I went through and I want to let them know that I appreciate them and what they are going through as well. And those talks give me a recharge because I am not perfect and I have doubts and I need to be picked up sometimes, too."

"People saying they look to me for inspiration gives me extra life sometimes."

Waller also started the Darren Waller Foundation a few months ago. There was a kickoff dinner scheduled for it on the Las Vegas Strip during NFL Draft weekend, but the pandemic wiped that out.

“Corona has us on hold, but we’ll start having events as soon as Vegas is up and running again,” Waller said. “We just want to educate people and put my story and the stories of others in front of the youth.

“Kids always envision who they want to be when they grow up, without really taking stock of their mental health and how happy they are going to be when they get there. Maybe kids ages 10 on up to 25, getting in front of them as well as having an online community, which can serve as a safe space. They can say whatever is on their minds.

“I am trying to put together things that I wish I would have taken advantage of when I was a teenager.”

Music was one of the things that Waller turned to before he was sober, and it’s been even sweeter for him since he cleaned up.

“On my first project, there are songs where I am talking about drinking or using drugs, and I was able to learn how to make music without doing that,” Waller said. “I was afraid that once I got sober, my music was going to be trash — because you know, that’s a big part of rap — but my stuff did get better and I was able to be creative without rapping about material things, drug, alcohol or talking about women in a crazy way. I was able to find my sound, find my pocket and still be confident and still feel like I could still put music out that people would want to listen to.”