

LAS VEGAS RAIDERS

WEEKLY RELEASE

WEEK 4



2-1

Monday, October 4, 2021
5:15 PM (PT)
SoFi Stadium



3-0



Cover	1	Third Down Efficiency Team/Opponents	60
Release	3-33	Fourth Down Efficiency	61
Weekly Release Intro	3	100.0+ Passer Rating	62
Game Release	4-33	Completions by Distance	63
Rosters Divider	34	Yards Gained By Down	64
Rosters	35-43	Big Returns: Kickoff and Punt	65
Roster/Alphabetical	35	Opponent Big Returns: Kickoff and Punt	66
Roster/Numerical	36	Takeaways and Opponent Takeaways	67
Roster/Depth Chart	37	Turnover Breakdown Chart - Team and Opponent	68
Roster/Positional	38	Red Zone Efficiency	69
Roster/How Built	39	Onside Kicks	70
Roster/Game-By-Game Starters & Inactives	40	Blocked Kicks	71
Player Participation	41	Two-Point Conversions	72
Roster/Transactions	42	Scoring Breakdown	73
Stats Divider	44	Goal to Go Situations	75
Raiders Statistics	45-83	Goal to Go Situations - Detailed	76
Team Stats	45	Replay Challenges	77
Defensive/Special Teams Stats	46	Team Record When...	78
Game-By-Game Offense	47	The Last Time	79-83
Game-by-Game Defense	48	Updated Player Bios Divider	84
Team Highs And Lows	49	Updated Player Bios	85-139
Individual Single-Game Highs	51	Game Summaries Divider	140
Opponents Individual Highs	52	Game Summaries	141-143
Big Yardage Games	53	Last Week's Game Divider	144
Big Plays of 20+ Yards	54	Last Week's Game	145-192
Opponent Big Plays of 20+ Yards	55	Gamebook	145-167
Longest Drives	56	Last Week's Game Clips	168-192
Drive Charts	57	Feature Clips Divider	193
Drive Charts - Opening Drives	58	Feature Clips	194-231
Advances Chart	59		

LAS VEGAS RAIDERS

WEEKLY RELEASE

WEEK 4



2-1

Monday, October 4, 2021
5:15 PM (PT)
SoFi Stadium



3-0

2021 SCHEDULE

REGULAR SEASON

Mon., Sept. 13	BALTIMORE RAIDERS*	W, 33-27(OT) 1-0
Sun., Sept. 19	at Pittsburgh Steelers	W, 26-17 2-0
Sun., Sept. 26	MIAMI DOLPHINS	W, 31-28(OT) 3-0
Mon., Oct. 4	at Los Angeles Chargers**	5:15 p.m. ESPN
Sun., Oct. 10	CHICAGO BEARS	1:05 p.m. CBS
Sun., Oct. 17	at Denver Broncos	1:25 p.m. CBS
Sun., Oct. 24	PHILADELPHIA EAGLES	1:05 p.m. FOX
	BYE WEEK	
Sun., Nov. 7	at New York Giants	10:00 a.m. CBS
Sun., Nov. 14	KANSAS CITY CHIEFS***	5:20 p.m. NBC
Sun., Nov. 21	CINCINNATI BENGALS	1:05 p.m. CBS
Thu., Nov. 25	at Dallas Cowboys****	1:30 p.m. CBS
Sun., Dec. 5	WASHINGTON	1:05 p.m. FOX
Sun., Dec. 12	at Kansas City Chiefs	10:00 a.m. CBS
Sat or Sun, Dec. 18/19	at Cleveland Browns	TBD
Sun., Dec. 26	DENVER BRONCOS	1:25 p.m. CBS
Sun., Jan. 2	at Indianapolis Colts	10:00 a.m. CBS
Sun., Jan. 9	LOS ANGELES CHARGERS	1:25 p.m. CBS

- * - Monday Night Football on ESPN with simulcast on ABC
- ** - Monday Night Football on ESPN
- *** - Sunday Night Football games in Weeks 5-17 subject to change
- **** - Thanksgiving Day Game on CBS

BROADCAST INFORMATION

TELEVISION

ESPN

Play-by-play: Steve Levy

Color Analyst: Brian Griese and Louis Riddick

Sideline/Field: Lisa Salters

Producer: Phil Dean

Director: Jimmy Platt



NATIONAL RADIO

Westwood One Sports

Play-by-play: Kevin Harlan

Color Analyst: Kurt Warner

Producer: Larry Costigan



RADIO

Raiders Radio Network

Flagship: KOMP 92.3 FM "The Rock Station" and KRLV "Raider Nation Radio 920 AM" via Compass Media Network

Play-by-play: Brent Musburger

Color Analyst: Lincoln Kennedy



THE SETTING

Date: Monday, October 4, 2021

Kickoff: 5:15 p.m. PT

Site: SoFi Stadium (2020)

Capacity/Surface: 70,240/Matrix Turf



OFFENSE'S HISTORIC START

Carr has 1,203 passing yards and became the fourth player with at least 1,200 passing yards through his team's first three games of a season in NFL history. Below is the list of players in NFL history to accomplish the feat:

Players With At Least 1,200 Passing Yards Through First Three Games (NFL History)

Rank	Player	Year	Passing Yards
1.	Tom Brady	2011	1,327
2.	Ryan Fitzpatrick	2018	1,230
3.	Kurt Warner	2000	1,221
4.	Derek Carr	2021	1,203

Dating back to Week 16 of the 2020 season, Carr has recorded at least 325 passing yards in five consecutive games. Below is the list of players in NFL history to accomplish the feat:

Players With At Least 325 Passing Yards In Five Consecutive Games (NFL History)

Rank	Player	Year	Games
1.	Rich Gannon	2002	6
2t.	Drew Brees	2011	5
2t.	Kurt Warner	2000	5
2t.	Kurt Warner	2000	5
2t.	Derek Carr	2020-21	5

The Raiders are the first team in NFL history to have four players with at least 200 receiving yards through the first three games of a season:

Raiders Players With At Least 200 Receiving Yards in 2021

Rank	Player	Receiving Yards
1.	Henry Ruggs III	237
2.	Darren Waller	224
3.	Bryan Edwards	210
4t.	Hunter Renfrow	204

NOTABLE CONNECTIONS

Pro Connections

- Raiders **CB Casey Hayward Jr.** played five seasons with the Chargers (2016-20), where he was named a two-time (2016-17) Pro Bowler and Second-Team All-Pro honoree.
- Raiders **defensive coordinator Gus Bradley** spent four seasons in the same role with the Chargers from 2017-20, where he helped four defensive players earn Pro Bowl honors during that time.
- Raiders **assistant head coach/special teams coordinator Rich Bisaccia** spent two seasons with the Chargers as special teams coordinator in 2011 before adding assistant head coaching duties in 2012.
- Raiders **defensive backs coach Ron Milus** spent eight seasons with the Chargers, serving as secondary coach from 2013-16 and defensive backs coach from 2017-20.
- Raiders **linebackers coach Richard Smith** served in the same capacity with the Chargers for the past four seasons (2017-20).
- Raiders **tight end Jared Cook** spent two seasons with the Raiders (2017-18) and earned his first Pro Bowl selection with the club in 2018 after posting career-best receiving numbers with 68 receptions for 896 yards and six TDs.
- Raiders **special teams assistant Byron Storer** spent two years with the Chargers, coaching as a special teams assistant in 2012 before serving as an assistant linebackers coach in 2013.
- Raiders **assistant defensive backs coach Addison Lynch** spent three seasons with the Chargers, serving as quality control – defense coach from 2018-19 and assistant defensive backs coach in 2020.
- Raiders **defensive quality control coach Ryan Milus** spent two seasons with the Chargers, serving in the Alex G. Spanos Coaching Fellowship in 2019 and as the quality control-defense coach in 2020.
- Raiders **DT Darius Philon** was originally selected by the Chargers in the sixth round (192nd overall) of the 2015 NFL Draft and spent four seasons with the club (2015-18).
- Raiders **S Roderic Teamer** originally signed as an undrafted free agent with the Chargers in 2019 and spent one season with the club.
- Raiders **WR DJ Turner** played for Chargers **wide receivers coach Chris Beatty** at the University of Pittsburgh in 2020.
- Chargers **defensive coordinator Renaldo Hill** played safety for the Raiders in 2005.
- Chargers **run game coordinator/offensive line coach Frank Smith** spent three seasons as the tight ends coach for the Silver and Black from 2018-2020.
- Chargers **secondary coach Derrick Ansley** also entered the NFL coaching ranks with the Raiders, serving as the defensive backs coach in 2018.
- Chargers **offensive coordinator Joe Lombardi** and Raiders **senior offensive assistant John Morton** served on the same coaching staff with the New Orleans Saints in 2016, serving as quarterbacks coach and wide receivers coach, respectively.
- Chargers **passing game coordinator/quarterbacks coach Shane Day** and Raiders **defensive line coach Rod Marinelli** served on the same coaching staff with the Chicago Bears from 2010-11, serving as quarterbacks coach and assistant head coach/defensive coordinator, respectively.
- Chargers **run game coordinator/outside linebackers coach Jay Rodgers** and Raiders **defensive backs coach Ron Milus** served on the same coaching staff with the Denver Broncos from 2011-12, serving as defensive quality control/defensive line coach and secondary coach, respectively.
- Chargers **offensive assistant Dan Shamash** served under current Raiders **defensive coordinator Gus Bradley** with the Jacksonville Jaguars from 2014-16, serving as quality control/defense coach and head coach, respectively.

College Connections

- Raiders **CB Damon Arnette** was teammates with Chargers **WR KJ Hill Jr.** at Ohio State from 2017-2019.
- Chargers **C/G Scott Quessenberry** (2013-17) was teammates at UCLA with Raiders **T Kolton Miller** (2014-17) and **C Andre James** (2015-17).
- Chargers **RB Joshua Kelley** was teammates with Raiders **C Andre James** at UCLA in 2018.

Hometown Connections

- Raiders **CB Damon Arnette** was teammates with Chargers **CB Asante Samuel Jr.** and **WR Joshua Palmer** at St. Thomas Aquinas High School in Fort Lauderdale, Fla.
- Raiders have three players who are natives of Southern California – **G Jordan Simmons** (Inglewood, Calif.), **LB Cory Littleton** (Spring Valley, Calif.) and **LB Patrick Onwuasor** (Inglewood, Calif.).
- Chargers **FB Gabe Nabers** is a native of Las Vegas, Nev.

WEEKLY MEDIA SCHEDULE

Wednesday, Sept. 29..... No availability

Thursday, Sept. 30

10:50 a.m. - 11:20 a.m. (approx.)..... Practice open to media; Videography/photography limited through stretching and individual periods only

12:40 p.m. (approx.)..... **Head Coach Jon Gruden** and **QB Derek Carr** available in UBEO press room at Intermountain Healthcare Performance Center

Friday, Oct. 1

10:50 a.m. - 11:20 a.m. (approx.)..... Practice open to media; Videography/photography limited through stretching and individual periods only

12:40 p.m. (approx.)..... **Defensive Coordinator Gus Bradley** and **Offensive Coordinator Greg Olson** available in UBEO press room at Intermountain Healthcare Performance Center

Saturday, Oct. 2

11:00 a.m. - 11:30 a.m. (approx.)..... Practice open to media; Videography/photography limited through stretching and individual periods only

12:15 p.m. (approx.)..... **Head Coach Jon Gruden** available in UBEO press room at Intermountain Healthcare Performance Center

Sunday, Oct. 3..... No availability

Monday, Oct. 4..... Raiders at Chargers at 5:15 p.m. PT

All times are Pacific and subject to change.

RAIDERS SUPERLATIVES

VS. LOS ANGELES CHARGERS

Team Single-Game Highs/Lows

Total Yards: 553; Sept. 22, 1996

Rushing Yards: 251; Dec. 5, 2010

Passing Yards: 417; Jan. 1, 2012

Fewest Total Yards Allowed: 93; Oct. 5, 1975

Fewest Rushing Yards Allowed: 19; Dec. 22, 2019

Fewest Passing Yards Allowed: -22; Oct. 5, 1975

Points Scored: 51; Oct. 29, 1967

Fewest Points Allowed: 0, five times; last: Sept. 18, 1977

Touchdowns: 7; Oct. 29, 1967

Individual Single-Game Highs

Pass Attempts: 48, Kerry Collins; Oct. 16, 2005

Pass Completions: 35, Rich Gannon; Oct. 20, 2002

Passing Yards: 424, Jeff Hostetler; Oct. 31, 1993

Passing Touchdowns: 5, Marc Wilson; Oct. 21, 1984

Carries: 30, two times; last: Michael Bush; Nov. 10, 2011

Rushing Yards: 157, Michael Bush; Nov. 10, 2011

Rushing Touchdowns: 3, three times; last: Marcus Allen; Oct. 28, 1985

Receptions: 13, Darren McFadden; Sept. 10, 2012

Receiving Yards: 173, Todd Christensen; Nov. 20, 1986

Receiving Touchdowns: 3, three times; last: Jerry Rice; Nov. 18, 2001

2021 INDIVIDUAL LEADERS

RAIDERS

Passing Yards

Derek Carr..... 1,203 Justin Herbert 956

Completion Percentage (Min. 30 Attempts)

Derek Carr.....64.7 Justin Herbert 69.8

Passing Touchdowns

Derek Carr.....6 Justin Herbert 6

Carries

Peyton Barber 36 Austin Ekeler35
Kenyan Drake..... 21 Larry Rountree III13
Josh Jacobs 10 Justin Herbert12

Rushing Yards

Peyton Barber143 Austin Ekeler 166
Kenyan Drake 44 Larry Rountree III 29
Josh Jacobs 34 Justin Herbert 27

Rushing Touchdowns

Josh Jacobs2 Austin Ekeler 1
Peyton Barber1

Receptions

Darren Waller 20 Mike Williams.....22
Hunter Renfrow 16 Keenan Allen21
Kenyan Drake 13 Austin Ekeler15
Henry Ruggs III 11 Jared Cook10
Bryan Edwards 10 Jalen Guyton 5

Receiving Yards

Henry Ruggs III237 Mike Williams.....295
Darren Waller224 Keenan Allen 258
Bryan Edwards.....210 Austin Ekeler15
Hunter Renfrow204 Jared Cook10

Receiving Touchdowns

Darren Waller1 Mike Williams.....4
Henry Ruggs III1 Keenan Allen 1
Zay Jones1 Austin Ekeler 1
Foster Moreau.....1
Hunter Renfrow1
Alec Ingold1

Sacks

Solomon Thomas.... 2.5 Joey Bosa1.5
Maxx Crosby..... 2.0 Kyzir White.....1.0
Carl Nassib..... 1.5 Kyler Fackrell1.0
Quinton Jefferson .. 1.0 Three Tied0.5

Interceptions

Trayvon Mullen Jr.1

Forced Fumbles

Solomon Thomas.....1 Tevaughn Campbell.... 2
Carl Nassib.....1 Kyzir White 2
Quinton Jefferson1 Kyler Fackrell 1
Joey Bosa 1

2021 TEAM RANKINGS

OFFENSE

Category	RAIDERS		CHARGERS	
	Stats	Rank	Stats	Rank
Total Offense	471.0	1	394.7	9
Rush Offense	91.3	25	87.3	26
Pass Offense	379.7	1	307.3	4
Points Per Game	30.0	6	22.3	19t
Third-Down Off. %	46.5	8	54.8	3
Fourth-Down Off. %	33.3	19t	100.0	1t
Red Zone Off. (TD%)	53.9	20t	46.7	24

DEFENSE

Category	RAIDERS		CHARGERS	
	Stats	Rank	Stats	Rank
Total Defense	355.7	14	371.7	17
Rush Defense	120.3	22	170.0	32
Pass Defense	235.3	13	201.7	7
Points Per Game	24.0	14t	20.0	8t
Third-Down Def. %	33.3	7	50.0	28
Fourth-Down Def. %	57.1	24	50.0	16t
Red Zone Def. (TD%)	100.0	30t	66.7	20t

TEAM

Category	RAIDERS		CHARGERS	
	Stats	Rank	Stats	Rank
Turnover Ratio	+1	10t	+2	8t
Penalties	23	29t	26	31
Penalty Yards	206	29	243	32

LAST GAME VS. CHARGERS

December 17, 2020 - Chargers 30, Raiders 27

Allegiant Stadium, Las Vegas, NV

Team Statistics	CHARGERS	RAIDERS
Total Net Yards.....	402	449
Total Offensive Plays.....	62	75
Net Yards Rushing.....	96	173
Total Rushing Plays.....	29	41
Net Yards Passing.....	306	276
Attempts-Completions-INTs.....	32-22-0	33-20-1
Total First Downs.....	27	27
Touchdowns.....	4	3
Field Goals Made-Attempted.....	1-3	2-2
Third Down Efficiency.....	7-12-58%	5-13-39%
Fourth Down Efficiency.....	0-0-0%	4-4-100%
Red Zone Efficiency.....	3-4-75%	2-4-50%
Penalties-Yards.....	3-20	6-69
Time of Possession.....	31:00	37:31

	1	2	3	4	OT	Total
Los Angeles Chargers	7	10	7	0	6	30
Las Vegas Raiders	3	7	7	7	3	27

Individual Leaders

Chargers

Passing Yards

Justin Herbert.....314

Rushing Yards

Austin Ekeler 60

Receiving Yards

Jalen Guyton 91

Raiders

Marcus Mariota..... 226

Marcus Mariota.....88

Darren Waller 150

2021 AFC WEST STANDINGS

Team	W	L	Home	Road	Div.	Con.	PF	PA	Streak	Last 5
Las Vegas	3	0	2-0	1-0	0-0	3-0	90	72	W3	-
Denver	3	0	1-0	2-0	0-0	2-0	76	26	W3	-
Los Angeles	2	1	0-1	2-0	1-0	1-0	67	60	W1	-
Kansas City	1	2	1-1	0-1	0-1	1-2	92	95	L2	-

ALL-TIME SERIES

Las Vegas Raiders vs. Los Angeles Chargers

Regular Season: Raiders lead, 65-55-2

Postseason: Raiders lead, 1-0

Raiders at Home: 32-28-1

Raiders on Road: 33-27-1

REGULAR SEASON GAMES SINCE 1995

Date	Location	Winner	Score
09/03/95	Oakland	Raiders	17-7
11/27/95	San Diego	Chargers	12-6
09/22/96	Oakland	Chargers	40-34
10/21/96	San Diego	Raiders	23-14
10/05/97	Oakland	Chargers	25-10
11/16/97	San Diego	Raiders	38-13
10/11/98	Oakland	Raiders	7-6
12/20/98	San Diego	Raiders	17-10
11/14/99	Oakland	Raiders	28-9
12/26/99	San Diego	Chargers	23-20
09/03/00	Oakland	Raiders	9-6
10/29/00	San Diego	Raiders	15-13
11/18/01	Oakland	Raiders	34-24
12/15/01	San Diego	Raiders	13-6
10/20/02	Oakland	Chargers	27-21
12/08/02	San Diego	Raiders	27-7
09/28/03	Oakland	Raiders	34-31
12/28/03	San Diego	Chargers	21-14
10/31/04	San Diego	Chargers	42-14
11/21/04	Oakland	Chargers	23-17
10/16/05	Oakland	Chargers	27-14
12/04/05	San Diego	Chargers	34-10
09/11/06	Oakland	Chargers	27-0
11/26/06	San Diego	Chargers	21-14
10/14/07	San Diego	Chargers	28-14
12/30/07	Oakland	Chargers	30-17
09/28/08	Oakland	Chargers	28-18
12/04/08	San Diego	Chargers	34-7
09/14/09	Oakland	Chargers	24-20
11/01/09	San Diego	Chargers	24-16
10/10/10	Oakland	Raiders	35-27
12/05/10	San Diego	Raiders	28-13
11/10/11	San Diego	Raiders	24-17
01/01/12	Oakland	Chargers	38-26
09/10/12	Oakland	Chargers	22-14
12/30/12	San Diego	Chargers	24-21
10/06/13	Oakland	Raiders	27-17
12/22/13	San Diego	Chargers	26-13
10/12/14	Oakland	Chargers	31-28
11/16/14	San Diego	Chargers	13-6
10/25/15	San Diego	Raiders	37-29
12/24/15	Oakland	Raiders	23-20
10/09/16	Oakland	Raiders	34-31
12/16/16	San Diego	Raiders	19-16
10/15/17	Oakland	Chargers	17-16
12/31/17	Los Angeles	Chargers	30-10
10/07/18	Los Angeles	Chargers	26-10
11/11/18	Oakland	Chargers	20-6
11/07/19	Oakland	Raiders	26-24
12/22/19	Los Angeles	Raiders	24-17
11/08/20	Los Angeles	Raiders	31-26
12/17/20	Las Vegas	Chargers	30-27



COACHING BREAKDOWN

Coach	NFL seasons	Raiders seasons
Jon Gruden	22	8
D'Anthony Batiste	12	4
Edgar Bennett	29	4
Tim Berbenich	19	4
Rich Bisaccia	20	4
Gus Bradley	16	4
Tom Cable	17	8
Cameron Clemmons	2	2
Deuce Gruden	6	4
Nick Holz	10	10
Taver Johnson	3	3
Austin King	6	2
Addison Lynch	4	1
Rod Marinelli	26	2
Ron Milus	22	1
Ryan Milus	3	1
John Morton	19	11
A.J. Neibel	17	9
Greg Olson	20	6
Rick Slate	4	4
Richard Smith	34	1
Travis Smith	10	10
Byron Storer	11	4
Totals	332	107

ROSTER BREAKDOWN

Oldest Raider: Richie Incognito, 38 (born 07/05/83)

Youngest Raider: Nate Hobbs, 22 (born 06/24/99)

Most Seasons as a Raider: Derek Carr, 8

Most NFL Seasons: Richie Incognito, 14

Tallest Raider: Kolton Miller and Brandon Parker at 6-foot-8

Shortest Raider: Jalen Richard at 5-foot-8

First-Round Draft Picks: 9

- Johnathan Abram (Oak., 2019) - 27th overall
- Damon Arnette (LV, 2020) - 19th overall
- Clelin Ferrell (Oak., 2019) - 4th overall
- Josh Jacobs (Oak., 2019) - 24th overall
- Alex Leatherwood (LV, 2020) - 17th overall
- Marcus Mariota (Ten., 2015) - 2nd overall
- Kolton Miller (Oak., 2018) - 15th overall
- Henry Ruggs III (LV, 2020) - 12th overall
- Solomon Thomas (SF, 2017) - 3rd overall

Pro Bowlers: 7

- Derek Carr (2015-17)
- Casey Hayward Jr. (2016-17)
- Richie Incognito (2012, 2015-17)
- Josh Jacobs (2021)
- Yannick Ngakoue (2017)
- Darren Waller (2021)
- K.J. Wright (2016)

LAS VEGAS RAIDERS

TOTAL OFFENSE

471.0 1st

PASSING OFFENSE

379.7 1st

RUSHING OFFENSE

91.3 25th

SCORING OFFENSE

30.0 6th

SACKS ALLOWED

8 T-21st

THIRD DOWN OFFENSE

46.5% 8th

RED ZONE OFFENSE

53.9% T-20th

GIVEAWAYS

2 T-4th

TOTAL DEFENSE

355.7 14th

PASSING DEFENSE

235.3 13th

RUSHING DEFENSE

120.3 22nd

SCORING DEFENSE

24.0 T-14th

SACKS

7 T-12th

THIRD DOWN DEFENSE

33.3% 7th

RED ZONE DEFENSE

100.0% T-30th

TAKEAWAYS

3 T-17th

LOS ANGELES CHARGERS

TOTAL DEFENSE

17th 371.7

PASSING DEFENSE

7th 201.7

RUSHING DEFENSE

32nd 170.0

SCORING DEFENSE

T-8th 20.0

SACKS

T-22nd 5

THIRD DOWN DEFENSE

28th 50.0%

RED ZONE DEFENSE

T-20th 66.7%

TAKEAWAYS

T-3rd 6

TOTAL OFFENSE

9th 394.7

PASSING OFFENSE

4th 307.3

RUSHING OFFENSE

26th 87.3

SCORING OFFENSE

T-19th 22.3

SACKS ALLOWED

T-7th 5

THIRD DOWN OFFENSE

3rd 54.8%

RED ZONE OFFENSE

24th 46.7%

GIVEAWAYS

T-18th 4

How They Match Up - Statistical Leaders -2021

Category	Raiders	No.	Category	Chargers	No.
Passing Yards	Derek Carr	1,203	Passing Yards	Justin Herbert	956
Passer Rating	Derek Carr	101.4	Passer Rating	Justin Herbert	97.9
Completion Percentage	Derek Carr	64.7	Completion Percentage	Justin Herbert	69.8
Rushing Yards	Peyton Barber	143	Rushing Yards	Austin Ekeler	166
Rushing Touchdowns	Josh Jacobs	2	Rushing Touchdowns	Austin Ekeler	1
Receptions	Darren Waller	20	Receptions	Mike Williams	22
Receiving Yards	Henry Ruggs III	237	Receiving Yards	Mike Williams	295
Receiving Touchdowns	Six Tied	1	Receiving Touchdowns	Mike Williams	4
Scrimmage Yards	Henry Ruggs III	246	Scrimmage Yards	Mike Williams	295
First Downs	D.Waller, H. Renfrow, P. Barber	10	First Downs	M. Williams, K. Allen	16
Tackles	Denzel Perryman	36	Tackles	Nasir Adderley	21
Sacks	Solomon Thomas	2.5	Sacks	Joey Bosa	1.5
Interceptions	Trayvon Mullen Jr.	1	Interceptions	Asante Samuel Jr.	2
Forced Fumbles	Q. Jefferson, C. Nassib, S. Thomas	1	Forced Fumbles	T.Campbell, K. White	2
Special Teams Tackles	N. Kwiatkoski, D. Leavitt	3	Special Teams Tackles	Alohi Gilman	4
Punt Return Avg.	Hunter Renfrow	7.5	Punt Return Avg.	KJ Hill Jr.	3.0
Kick Return Avg.	Henry Ruggs III	17.5	Kick Return Avg.	Larry Rountree III	18.5
Scoring/Non-Kicking	Josh Jacobs	12	Scoring/Non-Kicking	Mike Williams	26
Scoring	Daniel Carlson	34	Scoring	Mike Williams	26

JON GRUDEN

Jon Gruden returned as head coach of the Raiders on Jan. 9, 2018, welcoming back one of the most respected and successful coaches in the storied history of the Silver and Black. Gruden, who was first introduced as head coach of the Raiders over 20 years ago, served four seasons with the Raiders from 1998-2001.

In his third season back with the Raiders and the franchises' inaugural campaign in Las Vegas, Gruden guided the Silver and Black to an 8-8 record that included a 6-2 mark on the road. The road victory total was the most for a Raiders team since 2016 and just the fourth time in 40 years that a Raiders squad has produced that many wins on the road. Under Gruden's tutelage, Carr set a career high with 4,103 passing yards and became the first Raiders quarterback to pass for 4,000 yards in three straight seasons, all coming under Gruden's tutelage.

In addition, tight end Daren Waller broke the franchise single-season mark with 107 receptions and running back Josh Jacobs rushed for 1,065 yards to become the first Raider to eclipse the 1,000-yard mark in each of his first two seasons. Both Waller and Jacobs were rewarded with Pro Bowl bids.

The youngest head coach in the NFL at age 34 upon his initial hire by Raiders Owner Al Davis in 1998, Gruden posted a 38-26 record (.594) and led the Silver and Black to back-to-back AFC West titles in 2000 and 2001. He guided the Raiders to an AFC Championship Game appearance in 2000, a campaign in which the Raiders set a franchise record with 479 points and led the NFL in rushing (154.4 avg.).

In all, Gruden-led teams have claimed five division championships and have recorded six seasons with nine-or-more wins. As a head coach, he has seen 22 different players combine for 40 Pro Bowl selections. In addition, Rich Gannon was tabbed for the Maxwell Club's Bert Bell Award as the league's Most Valuable Player in 2000 and four players who Gruden tutored as a head coach have been enshrined in the Pro Football Hall of Fame: Jerry Rice (2010), Warren Sapp (2013), Derrick Brooks (2014) and Tim Brown (2015).

Gruden spent seven seasons as head coach of the Tampa Bay Buccaneers, finishing his time there as the winningest coach in franchise history by compiling a 57-55 (.509) regular-season record, while leading the Buccaneers to three division titles and a 3-2 mark in the postseason, including a Super Bowl XXXVII victory, becoming the youngest head coach in NFL history to win a Super Bowl.

Prior to beginning his initial tenure in Oakland, Gruden was a seven-year NFL assistant, helping his teams qualify for the playoffs five times. Gruden spent three seasons (1995-97) as offensive coordinator for the Philadelphia Eagles. He was the NFL's youngest offensive coordinator at age 31.

Before joining Philadelphia, Gruden worked for three years at Green Bay from 1992-94. He served as an offensive assistant to head coach Mike Holmgren in 1992 and spent the 1993 and 1994 seasons as Green Bay's wide receivers coach. Gruden worked as offensive assistant to head coach George Seifert with the San Francisco 49ers in 1990.

Born August 17, 1963 in Sandusky, Ohio, Gruden attended South Bend (Ind.) Clay High School and was a three-year letterman at quarterback at the University of Dayton, graduating in 1985 with a degree in communications. Gruden and his wife, Cindy, a former University of Tennessee cheerleader, have three sons, Deuce, who is in his fourth season as an assistant strength and conditioning coach for the Silver and Black, Michael and Jayson.

COACHING BACKGROUND

Years	College/Pro Team	Position
1986-87	Tennessee	Graduate Assistant
1988	Southeast Missouri St.	Passing Game Coordinator
1989	Pacific	Wide Receivers
1990	San Francisco 49ers	Offensive Assistant
1991	Pittsburgh	Wide Receivers
1992	Green Bay Packers	Offensive Assistant
1993-94	Green Bay Packers	Wide Receivers
1995-97	Philadelphia Eagles	Offensive Coordinator
1998-01	Oakland Raiders	Head Coach
2002-08	Tampa Bay Buccaneers	Head Coach
2018-19	Oakland Raiders	Head Coach
2020-21	Las Vegas Raiders	Head Coach

BRANDON STALEY

The Los Angeles Chargers hired Brandon Staley as the 17th head coach in franchise history, becoming the first Bolts head coach with a defensive background in over a decade. Staley served as the defensive coordinator in 2020 for the Los Angeles Rams after spending three seasons as the outside linebackers coach for Denver (2019) and Chicago (2017-18).

Staley has coached four Pro Bowlers, some of the most dominant defensive NFL players in recent memory — Khalil Mack in 2018, Von Miller in 2019 and Aaron Donald and Jalen Ramsey last season. Three of those players (Mack, Donald and Ramsey) were also recognized by The Associated Press as first-team All-Pro selections.

As one of the most progressive defensive minds in football, Staley overhauled a Rams defense to become the best defense in football in 2020. The unit ranked No. 1 in total defense, passing defense and scoring defense while finishing as the third-best rushing defense. The Rams defensive unit improved by more than four points per game in scoring defense from 2019 to post the best single-season average allowed by the team in nearly two decades.

Staley brought innovation on defense from college to the NFL, serving as outside linebackers coach in Chicago (2017-18) and Denver (2019). He served on Vic Fangio's staff in Denver after following the former defensive coordinator from Chicago. The 2019 Broncos defense led the NFL in red zone scoring, allowing a touchdown on just 39.1 percent of red zone drives — the second-lowest allowed by any NFL defense in the last five seasons. In his two years with Chicago, the Bears led the NFL in takeaways (58) while tying for No. 2 with 92 sacks. Staley was part of a staff in 2018 that coached the top-ranked scoring defense in football (17.7 points per game).

Prior to coaching in the NFL, Staley spent three seasons (2013, '15-16) at John Carroll as defensive coordinator/secondary coach and the 2014 season as defensive coordinator/linebackers at James Madison. In his final season as a collegiate coach, Staley earned National Coordinator of the Year honors for Division III by leading the John Carroll unit to rank third in the nation in total defense (218.0 yards per game) and fourth in scoring defense (12.6 points per game).

Before his stints at John Carroll and James Madison, Staley was a graduate assistant in 2012 at Tennessee. Staley held his first coordinator job as associate head coach/defensive coordinator at Hutchinson (Kan.) Community College from 2010-11. Over those two seasons, he helped develop Cordarrelle Patterson, Markus Golden and De'Vondre Campbell into NFL Draft picks.

Staley began his coaching career as a graduate assistant at Northern Illinois (2006-08) before coaching the defensive line and special teams in 2009 at St. Thomas. He played quarterback at Dayton, serving as a team captain and was a two-year starter. The Flyers posted a 16-5 record when Staley was the starter from 2003-04. He ended his playing career at Mercyhurst College, playing there in 2005 with his twin brother, Jason. A native of Perry, Ohio, Staley and his wife, Amy, have three sons — Colin, Will and Grant.

COACHING BACKGROUND

Years	College/Pro Team	Position
2006-08	Northern Illinois	Graduate Assistant
2009	University of St. Thomas	Defensive Line/Special Teams
2010-11	Hutchinson (Kan.) CC	Assoc. Head Coach/Def. Coord.
2012	University of Tennessee	Graduate Assistant
2013	John Carroll University	Def. Coord./Secondary
2014	James Madison University	Def. Coord./Linebackers
2015-16	John Carroll University	Def. Coord./Secondary
2017-18	Chicago Bears	Outside Linebackers
2019	Denver Broncos	Outside Linebackers
2020	Los Angeles Rams	Defensive Coordinator
2021	Los Angeles Chargers	Head Coach

WHAT TO WATCH FOR IN 2021

The **Raiders** opening the season 4-0 for the first time since 2002 and the sixth time in franchise history.

QB Derek Carr recording at least 325 passing yards in six consecutive games, tying Rich Gannon (2002) for most consecutive games with at least 325 passing yards in NFL history. Currently is tied with five consecutive games of at least 325 passing yards with Drew Brees (2011) and Kurt Warner (2000, 2008).

Carr passing for at least 300 yards to become the only player in the NFL this season to pass for at least 300 yards in all four contests this season.

Carr passing for at least 350 passing yards and two touchdowns to become the only player in the NFL this season to do so in all four contests this season.

Carr passing for 487 yards to tie Dak Prescott (1,690 in 2020) for most passing yards through a team's first four games of a season in NFL history.

Carr passing for 297 yards to become just the fifth player in NFL history with at least 1,500 passing yards through his team's first four games of the season, joining Prescott, Kurt Warner (1,557 in 2000), Tom Brady (1,553 in 2011) and Patrick Mahomes (1,510 in 2019).

Carr completing 360 passes (totaling 2,916 completions in his career) to surpass Matt Ryan for most completions in NFL history through a player's first eight seasons. Carr's 2,468 completions rank seventh in NFL history over a player's first seven seasons. Carr's 2,120 completions through his first six seasons stand as second in NFL history to Peyton Manning, while his 1,759 completions through his first five years mark an NFL record.

Carr passing for 1,901 yards to become only the fifth player in NFL history with at least 30,000 career passing yards in their first eight years in the NFL.

Carr passing for at least 300 yards in four contests to set a career-high with seven 300-yard passing games in a single season.

Carr recording 24 touchdown passes, joining Peyton Manning, Dan Marino, Russell Wilson, Brett Favre and Matt Ryan as the only quarterbacks in NFL history with at least 200 touchdown passes in their first eight years in the NFL.

Carr completing 212 passes to join Peyton Manning as the only players in NFL history with eight seasons of 300 completions in their first eight years in the NFL.

Carr passing for 1,797 yards to join Peyton Manning, Cam Newtown and Russell Wilson as the only players in NFL history with at least 3,000 passing yards in each of their first eight seasons.

K Daniel Carlson recording five field goals of 50-plus yards to tie Sebastian Janikowski for most such field goals (seven) in Raiders single-season history.

Carlson recording three field goals to surpass Errol Mann (11 in 1977) for most field goals made through the first four games of a season in Raiders franchise history.

DE Maxx Crosby recording one sack to become just the eighth player in franchise history with at least 20 sacks in his first three seasons in the NFL.

Crosby recording five forced fumbles to surpass Khalil Mack (eight) for most in club history through a player's first three seasons.

RB Kenyan Drake recording his fourth-consecutive season with at least 1,000 scrimmage yards.

Drake recording at least 800 rushing yards and eight rushing touchdowns in three consecutive seasons.

RB Josh Jacobs becoming just the third player in franchise history to rush for 1,000 yards in three consecutive seasons, joining Marcus Allen (1983-85) and Mark van Eeghen (1976-78).

Jacobs rushing for 631 yards to become the franchise's leader in rushing yards (2,880) through a player's first three seasons, surpassing Hall of Famer Marcus Allen's 2,879 yards.

Jacobs recording 14 rushing touchdowns to tie Pete Banaszak (16 in 1975) for the most rushing TDs in a single season in franchise history.

Jacobs recording 12 rushing touchdowns to surpass Marcus Allen for most rushing touchdowns (33) in club history through a player's first three seasons.

Jacobs registering one multi-touchdown game on the ground to tie Marcus Allen (nine) for most such performances through a player's first three seasons in franchise history.

Jacobs registering three 100-yard rushing games to surpass Napoleon Kaufman (nine) for most such performances in club history through a player's first three seasons.

DE Yannick Ngakoue recording at least eight sacks for the sixth consecutive season.

WR Hunter Renfrow recording 29 receptions to tie Marcus Allen (170) for second-most receptions in franchise history by a player through his first three seasons in the NFL.

Renfrow recording 535 receiving yards to become just the fourth player in franchise history to register at least 2,000 receiving yards through his first three seasons with the team.

TE Darren Waller recording 654 receiving yards to tie Dave Casper (3,294) for the second-most career receiving yards by a tight end in franchise history, trailing only Todd Christensen (5,872).

Waller recording 70 receptions to become the first tight end in Raiders' history to record three seasons of 90-plus receptions and join Travis Kelce as the only tight ends with at least 90 catches in three consecutive seasons.

Waller recording 80 receptions to become the first tight end to register 100 receptions in consecutive seasons.

Waller recording 776 receiving yards to join Todd Christensen as the only tight ends in franchise history with three 1,000-yard receiving seasons.

Waller recording 876 yards to join Travis Kelce as the only tight end-swift with at least 1,100 in three consecutive seasons.

Waller recording 70 receptions and 776 receiving yards to join Travis Kelce as the only tight ends in NFL history to record three consecutive seasons of at least 90 receptions and 1,000 receiving yards. (Kelce: 2018-20)

Waller recording at least 100 receptions for the second time in his career, tying Travis Kelce for most such seasons by a tight end with 100-plus receptions in NFL history (Kelce: 2018 and 2020).

Waller recording 150 receiving yards in one contest to become just the seventh tight end in NFL history with three such career performances: joining Mike Ditka (three), Todd Christensen (three), Rob Gronkowski (three), Travis Kelce (three), Kellen Winslow (four) and Shannon Sharpe (six).

Waller posting at least 12 receptions in one contest to break a tie with Tim Brown (three) for the most such games in Raiders' history.

Waller recording three 100-yard receiving contests to tie Todd Christensen (14) for most such performances among tight ends in Raiders' history.

GAME NOTES VS. MIAMI DOLPHINS



Las Vegas Raiders (3-0) vs. Miami Dolphins (1-2)
Week 3 | Sunday, Sept. 26, 2021 | 1:05 p.m. PT
Allegiant Stadium | Las Vegas, NV



	1	2	3	4	OT	Total
Miami Dolphins	14	0	0	11	3	28
Las Vegas Raiders	2	10	7	6	6	31

Team Notes

- The Raiders move to 18-18-1 all-time against the Dolphins and 9-8 at home in the series.
- The Raiders improve to 3-0 to open the season for the first time since 2002.
- Las Vegas is the first team to open 3-0 versus teams that all won 10-plus games the previous season.
- The Silver and Black are the fourth team since 1991 to come back from 14-or-more points down to win twice in the first three games. The others: Bears (2020), Eagles (2014), Bills (2011).
- Raiders became just the fourth team to win two overtime games within their first three games of a season, joining the Lions (1994), Chiefs (1995) and Falcons (1995).

Individual Highlights

RB Peyton Barber

- Finished with a career-high 111 rushing yards and one TD in addition to three receptions for 31 yards (10.3 avg.).
- His 111 rushing yards rushing are most by a Raider since Josh Jacobs (Nov. 15, 2020, vs Den., 112 rushing yards).
- His 111 rushing yards rank as the third-most in the NFL during Week 3 this season.
- His 23 rushing attempts tied a career-high (last: Sept. 12, 2019, at Car.)
- His 142 all-purpose yards are the second-most of his career.

QB Derek Carr

- Finished 26-of-43 passing for 386 yards with two TDs against one INT for a 95.7 passer rating.
- His 1,203 passing yards are the fourth most through three games in NFL history. Only players with more: Tom Brady (1,327 in 2011), Ryan Fitzpatrick (1,230 in 2018) and Kurt Warner (1,221 in 2000).
- Dating back to Week 16 of the 2020 season, has now recorded at least 325 passing yards in five consecutive games, becoming just the fourth player in NFL history to accomplish the feat. The other players with most consecutive games with at least 325 passing yards: (Rich Gannon, 2002 Raiders, six games), Drew Brees (2011 Saints, five games), Kurt Warner (2008 Cardinals, five games and 2000 Rams, five games).
- Became just the fifth quarterback since the merger to win the first three games of a season while passing for at least 300 yards and two TDs: Derek Carr (2021), Josh Allen (2020), Patrick Mahomes (2019), Peyton Manning (2013) and Steve Young (1998).

WR Bryan Edwards

- Finished with a team-high 89 receiving yards on three receptions (29.7 avg.).
- His 89 receiving yards mark a new career high.
- Has recorded four receptions for 109 yards in overtime this season. His 109 yards are the most in a season during overtime by any player since at least 1991.

Additional Notes

- **K Daniel Carlson** finished 3-for-3 on field goals and scored 11 points, including a game-winning 22-yard field goal in overtime.
- **CB Casey Hayward Jr.** tackled WR Jaylen Waddle in the end zone for a loss of one yard on 1-and-10 from the Miami one-yardline in the first quarter, marking the Raiders first safety scored since December 24, 2015 (Denico Autry vs. San Diego).
- **LB Denzel Perryman** recorded a career-high 14 tackles (10 solo), marking his third-straight contest with 10-plus tackles to open the season. His 36 total tackles through the first three weeks rank as the third most in the NFL this season. His 14 total tackles are tied for the most by a player in Week 3 this season.
- **WR Hunter Renfrow** finished with five receptions for 77 yards (15.4 avg.) and one TD. Has now recorded at least five receptions and 50 yards for three straight games to open the season.
- **WR Henry Ruggs III** finished with four receptions for 78 yards (19.5 avg.).
- **DT Solomon Thomas** registered his first career forced fumble.

COMMITMENT TO EXCELLENCE

The Raiders — who began play in the American Football League in 1960 — finished their 62nd year of professional football competition, including the last 50 as a member of the National Football League.

In six memorable decades — the 1960s, '70s, '80s, '90s, 2000s and 2010s — the Raiders have been dominant in professional football since Al Davis first pledged in 1963 to build the finest organization in pro sports.

During these decades of dominance, the Raiders have won an AFL championship, four American Football Conference championships, and three world championships of professional football, participated in five Super Bowls, played in 14 championship games, won or tied for 17 division championships, had 22 playoff seasons, finished 36 seasons at .500 or better and played in 44 postseason games.

Pro football's dynamic organization placed first in the AFC West in 2000, 2001 and 2002 despite playing among the toughest schedules in the NFL in each of those seasons. With their appearance in Super Bowl XXXVII, the Raiders became the first NFL team to have had a season end in the Super Bowl in four different decades.

The Raiders are the only team to have been in Super Bowls in the '60s, the '70s, the '80s and the 2000s.

The Silver and Black are the only AFC team — and one of just two NFL teams (Minnesota) — to have a season that advanced to the conference championship game in the '60s, the '70s, the '80s, the '90s and the 2000s.

The Raiders are one of only three original AFL teams to have captured three world championships of professional football with Super Bowl victories. The Raiders are one of only five AFC teams to have won more than one Super Bowl since 1980.

In their five Super Bowl appearances, the Raiders have been led by four head coaches and started four quarterbacks.

With four postseason victories, the Raiders were the first of the AFC West teams to win multiple postseason contests in the new millennium by six years.

Since 1963, when Al Davis first took over the failing Oakland franchise that had struggled to win only nine of 42 league games in the initial three seasons of the new AFL and pledged to build the finest organization in sports, the Raiders have dominated professional football in terms of consistent victory. During the memorable 61 years in Oakland, Los Angeles and now Las Vegas, the Raiders won 481 league games, tied 11 and lost 440.

"Commitment to Excellence" has never been an idle phrase to those who have proudly represented the Raiders organization during the '60s, '70s, '80s, '90s and the new millennium as shown by their domination of pro football.

More than 24 of the great players who proudly wore the Silver and Black, as well as Owner-Leader Al Davis, legendary Head Coach John Madden and trailblazer Head Coach Tom Flores have been enshrined in the Pro Football Hall of Fame. The Raiders have also produced six Coaches of the Year.

In addition, 74 Pro Bowl players have earned 206 Pro Bowl selections representing the Silver and Black. In 1970, as the Raiders began their second decade of play, the merger between the AFL and NFL became a reality on the field. In the 1970 through 2012 period of interconference play, the Raiders compiled a remarkable 92-77-1 record against present National Football Conference rivals.

Another innovation came to professional football in 1970 — "Monday Night Football." The Raiders' domination of this prime-time television series has seen the Silver and Black build a 41-29-1 record in Monday night play. In the 50 years of this series, the Raiders are 18-9-0 in "Monday Night Football" games at home.

Through the decades — the '60s, '70s, '80s, '90s, 2000s and now the 2010s — the Raiders have had the greatest players, the greatest coaches, the greatest plays and participated in the greatest games in the annals of professional sports.

Challengers to Raider domination of professional football will arise as they have in the '60s, '70s, '80s, '90s and the new millennium. The Raider organization will continue to meet these challenges.



SUPER BOWL XI

SUPER BOWL XV

SUPER BOWL XVIII

GENERAL MANAGER MIKE MAYOCK



Mike Mayock was named General Manager of the Raiders on Dec. 31, 2018, becoming just the third general manager in Raiders franchise history. Mayock previously served as an Emmy-nominated analyst and draft expert for the NFL Network and handled color commentary duties in the broadcast booth for both college and NFL games before joining the Silver and Black.

Mayock applied his expertise in player evaluation once again in the 2021 early free agency period, addressing needs on defense by signing defensive end Yannick Ngakoue and defensive tackle Solomon Thomas, while adding dynamic playmakers in wide receiver John Brown and running back Kenyan Drake on offense. Mayock and Head Coach Jon Gruden were also able to retain important contributors on the Raiders roster, extending the contracts of tackle Kolton Miller and center Andre James, while re-signing defensive tackle Johnathan Hankins and linebacker Nicholas Morrow.

The 2021 NFL Draft saw the Raiders take a methodical approach that added talent and overall depth to the roster. Headlining the draft haul was Alabama All-American Alex Leatherwood in the first round, a key addition to the offensive line who is expected to start immediately at right tackle for the Silver and Black. The Raiders were then able to execute the first of two draft-day trades, moving up five spots to secure TCU safety Tre'von Moehrig with the 43rd-overall pick, adding a dynamic playmaker to the secondary. Las Vegas continued to stock the defense with back-to-back picks in the third round, selecting pass rusher Malcolm Koonce from Buffalo and linebacker Divine Deablo from Virginia Tech with the No. 79 and No. 80 picks, respectively. Continuing to add athleticism and versatility to the defense, Mayock traded up into the fourth round on the draft's third day to select Missouri safety Tyree Gillespie before nabbing Illinois cornerback Nate Hobbs in the fifth round. Pittsburgh offensive lineman Jimmy Morrissey rounded out the team's selections in the seventh round, concluding a draft in which the Raiders did not pick an offensive skill position player for the first time in franchise history.

Mayock provided his own stamp on the Raiders' roster through free agency in both 2019 and 2020, adding significant talent to increase depth and competition throughout the roster. In 2020, the Raiders signed 12 new unrestricted free agents to address needs on both sides of the ball. The linebacker corps was bolstered with the signings of Nick Kwiatkoski and Cory Littleton, while the additions of future Hall of Fame tight end Jason Witten and quarterback Marcus Mariota provided depth and leadership.

Mayock's second NFL Draft with the Silver and Black in 2020 saw the Raiders add speed, toughness and a desire for competition, identified as key "Raider traits," with seven picks through just four rounds. Roster needs at wide receiver and cornerback were addressed early, as explosive Alabama wide receiver Henry Ruggs III, the fastest player in the draft, and versatile Ohio State cornerback Damon Arnette were taken in the first round. Without a second-round pick, Mayock used two of three third-round selections to nab South Carolina wide receiver Bryan Edwards and Clemson linebacker Tanner Muse. On the draft's third day, Mayock used a second draft-day trade to move up and select Clemson guard John Simpson, the fifth player plucked from "Death Valley" by the Raiders in two years, before rounding out the class by drafting Louisiana Tech cornerback Amik Robertson later in the fourth round.

In his first NFL Draft at the helm, Mayock and Gruden used four picks among the top-40 players selected to assemble a group of "foundational" standouts. The Raiders selected defensive lineman Clelin Ferrell from Clemson with the fourth-overall pick before adding Alabama running back Josh Jacobs and Mississippi State safety Johnathan Abram with late first-round selections. Mayock executed two trades on the draft's second day to move back to the 40th-overall spot, selecting Clemson defensive back Trayvon Mullen and netting additional fourth and fifth-round picks. The Raiders were involved in five draft-day trades in total, trading up in the fifth round to pick Clemson wide receiver Hunter Renfrow, helping complete a draft haul that earned plaudits from around the NFL.

In addition, five rookie free agents who signed with the Silver and Black immediately after the draft spent significant time on the active roster during the 2019 season, including fullback Alec Ingold, who was selected as Pro Bowl alternate, and punter A.J. Cole, who placed 33 punts inside the 20-yard line, tied for the third-most in Raiders history.

The Raiders' 2019 rookie class registered as one of the most immediately impactful in team history, producing the PFWA Offensive Rookie of the Year Award winner in Jacobs, while rookie defensive end Maxx Crosby, a fourth-round selection, finished the year as an AP Defensive Rookie of the Year finalist. As a whole, the 2019 draft class led the NFL in sacks (14.5), touchdowns from scrimmage (17), rushing yards (1,167), rushing touchdowns (seven), rushing first downs (60) and yards after catch (676), while finishing second in receptions (107), receiving yards (1,112) and first-down receptions (62).

Prior to assembling talent for the Raiders, Mayock's NFL Draft analysis had been one of the most respected voices among media, NFL front office personnel and team scouting departments. His expertise featured within the NFL Network's extensive coverage of the NFL Draft, including the show "Path To The Draft," as well as the network's exclusive coverage of the NFL Scouting Combine and the Reese's Senior Bowl.

Outside of the studio, Mayock served as the television analyst for the Philadelphia Eagles' preseason games since 2015. He also served as a game analyst for NFL Network's broadcasts of the Senior Bowl and East-West all-star game, as well as preseason analyst for the Minnesota Vikings for several seasons.

In 2010, Mayock became the color commentator for NBC's coverage of Notre Dame football, teaming with play-by-play announcer Tom Hammond. In January 2011, he teamed with Hammond to call NBC's broadcast of the NFC Wild Card playoff game between the New Orleans Saints and the Seattle Seahawks. The following year, he called an AFC Wild Card contest featuring the Cincinnati Bengals and the Houston Texans.

Mayock teamed with Brad Nessler to call the NFL Network's Thursday Night Football package from 2011-2013.

Prior to joining NFL Network, Mayock served as a college football analyst for ABC Sports (2001-03), Fox Sports Net (2000), and CBS Sports (1996-99). He also covered the NCAA Men's Basketball Tournament as a reporter for CBS (1997-99). From 1993-95, Mayock worked on ESPN's coverage of the Canadian Football League.

A 10th-round pick in the 1981 NFL Draft by the Pittsburgh Steelers, Mayock then played for the New York Giants from 1982-83. He is a member of the Boston College Hall of Fame, where he captained both the football and baseball teams. Mayock graduated from Boston College in 1980.

Mayock and his wife Amanda have four children (Leigh, Michael, Mackenzie and Jack).



RECAPPING MAYOCK'S FIRST THREE DRAFTS

2021 DRAFT CLASS

Round	Round Pick	Overall Pick	Position	Player	School
1	17	17	T	Alex Leatherwood	Alabama
2	11	43#	S	Trevon Moehrig	TCU
3	16	79^	DE	Malcolm Koonce	Buffalo
3	17	80	LB	Divine Deablo	Virginia Tech
4	38	143\$	S	Tyree Gillespie	Missouri
5	23	167*	CB	Nate Hobbs	Illinois
7	2	230#	C	Jimmy Morrissey	Pittsburgh

\$ Acquired the 143rd overall selection (**S Tyree Gillespie**) in the 2021 NFL Draft from New York Jets in exchange for 162nd overall selection (**traded to Kansas City - TE Noah Gray**) and 200th overall selection (**DB Brandin Echols**) in the 2021 NFL Draft on May 1, 2021.

Acquired the 43rd overall selection (**S Tre'von Moehrig**) and the 230th overall selection (**C Jimmy Morrissey**) in the 2021 NFL draft from San Francisco in exchange for the 48th overall selection (**OL Aaron Banks**) and 121st overall selection (**traded to Jaguars - LB Jordan Smith**) in the 2021 NFL Draft on April 30, 2021.

* Acquired the 167th overall selection (**CB Nate Hobbs**) in the 2021 NFL Draft from Seattle in exchange for **G Gabe Jackson** on March 20, 2021.

^ Acquired 79th overall selection (**DE Malcolm Koonce**) in the 2021 NFL Draft from Arizona in exchange for **C Rodney Hudson** and the 244th overall selection (**traded to Miami - RB Gerrid Doaks**) in the 2021 NFL Draft on March 19, 2021.

2020 DRAFT CLASS

Round	Round Pick	Overall Pick	Position	Player	School
1	12	12	WR	Henry Ruggs III	Alabama
1	19	19^	CB	Damon Arnette	Ohio State
3	16	80	RB	Lynn Bowden Jr.	Kentucky
3	17	81^	WR	Bryan Edwards	South Carolina
3	36	100+	LB	Tanner Muse	Clemson
4	3	109*	G	John Simpson	Clemson
4	33	139+	CB	Amik Robertson	Louisiana Tech

^ Acquired 19th overall selection (**CB Damon Arnette**) and 81st (**WR Bryan Edwards**) overall selection in the 2020 NFL Draft, in addition to the 24th overall selection (eventually became **RB Josh Jacobs**) and 196th overall selection in the 2019 NFL Draft (later traded to New York Jets, eventually became **CB Blessuan Austin**) from Chicago in exchange for DE Khalil Mack and 2020 43rd (eventually became **TE Cole Kmet**) and 226th (**G Arlington Hambricht**) overall selections on Sept. 1, 2018.

+ Acquired 100th (**LB Tanner Muse**), 139th (**CB Amik Robertson**) and 172nd overall selections in the 2020 NFL Draft from the New England Patriots in exchange for the 91st (originally acquired from Seattle through Houston in exchange for **CB Gareon Conley** on Oct. 20, 2019 and eventually became **TE Devin Asiasi**) and 159th (eventually became **K Justin Rohrwasser**) overall selections.

* Acquired 109th overall selection (**G John Simpson**) in the 2020 NFL Draft from the Detroit Lions in exchange for the 121st (eventually became **G Logan Stenberg**) and 172nd (eventually became **RB Jason Huntley**) overall selections.

2019 DRAFT CLASS

Round	Round Pick	Overall Pick	Position	Player	School
1	4	4	DE	Clelin Ferrell	Clemson
1	24	24^	RB	Josh Jacobs	Alabama
1	27	27%	S	Johnathan Abram	Mississippi State
2	8	40\$	CB	Trayvon Mullen	Clemson
4	4	106	DE	Maxx Crosby	Eastern Michigan
4	27	129%	CB	Isaiah Johnson	Houston
4	35	137&	TE	Foster Moreau	LSU
5	11	149#	WR	Hunter Renfrow	Clemson
7	16	230&	DE	Quinton Bell	Prairie View A&M

^ Acquired 24th overall selection (**RB Josh Jacobs**) and 196th overall selection (later traded to New York Jets), in addition to 2020 first- and third-round selections from Chicago in exchange for **DE Khalil Mack** and 2020 second- and conditional fifth-round selection on Sept. 1, 2018.

% Acquired 27th overall selection (**S Johnathan Abram**) from Dallas in exchange for **WR Amari Cooper** on Oct. 22, 2018.

\$ Acquired 40th overall selection (**CB Trayvon Mullen**) and 158th overall selection from Buffalo in exchange for 38th overall selection (eventually became **T Cody Ford**), acquired from Jacksonville along with 109th overall selection in exchange for 35th overall selection (eventually became **T Jawaan Taylor**), 140th overall selection (eventually became **RB Ryquell Armstead**) and 235th overall selection (eventually became **DT Dontavious Russell**).

% Acquired 129th overall selection (**CB Isaiah Johnson**) and 135th overall selection from Indianapolis in exchange for 109th overall selection (eventually became **S Khari Willis**).

& Acquired 137th overall selection (**TE Foster Moreau**) and 230th overall selection (**DE Quinton Bell**) from Atlanta in exchange for 135th overall selection (eventually became **DE John Charleston**).

Acquired 149th overall selection (**WR Hunter Renfrow**) from Cincinnati in exchange for 158th overall selection (eventually became **CB Michael Jackson**) and 218th overall selection (eventually became **RB Mike Weber**).

COACH GRUDEN QUICK HITS

- The Raiders ranked in the top-seven in total offense in three of Gruden's first four seasons in Oakland, including the top-three in rushing twice and the top-seven in passing once. Defensively, Gruden's units twice ranked among the league's top-10 in total defense, including the fifth-overall rush defense in 2000 and two top-nine finishes in passing defense.

---- DIVISION TITLES ----

TEAM	YEAR	RECORD
Oakland	2000	12-4
Oakland	2001	10-6
Tampa Bay	2002	12-4
Tampa Bay	2005	11-5
Tampa Bay	2007	9-7

- As a head coach, he has seen 26 different players combine for 44 Pro Bowl selections. He has also coached recipients of the Associated Press' Defensive Rookie of the Year (Charles Woodson - 1998), Defensive Player of the Year (Derrick Brooks - 2002) and Offensive Rookie of the Year (Carnell "Cadillac" Williams - 2005) Awards. Additionally, Rich Gannon was tabbed for the Maxwell Club's Bert Bell Award as the league's Most Valuable Player in 2000.
- Under Gruden, Tampa Bay posted three top-15 finishes in passing offense and boasted five top-five defenses, including the league's overall leader in defense in both 2002 (252.8 avg.) and 2005 (277.8 avg.).

GRUDEN VS. '21 OPPONENTS

Raiders **Head Coach Jon Gruden** enters the fourth season of his second stint at the helm of the Silver and Black, bringing a 117-110 career regular season record over 15 seasons. In his first four seasons with the Raiders from 1998-2001, Gruden posted a 38-26 record with two postseason appearances before recording a 57-55 record with the Buccaneers from 2002-08. Over his career, Gruden has posted a .500 record or better against nine of the Raiders' 2021 opponents.

AFC West:

Denver Broncos: 5-11
Kansas City Chiefs: 8-8
Los Angeles Chargers: 10-6

AFC North:

Baltimore Ravens: 2-4
Cincinnati Bengals: 5-1
Cleveland Browns: 4-0
Pittsburgh Steelers: 2-3

AFC South:

Indianapolis Colts: 3-4

AFC East:

Miami Dolphins: 2-5

NFC East:

Dallas Cowboys: 3-2
New York Giants: 3-1
Philadelphia Eagles: 3-1
Washington Football Team: 4-2

NFC North:

Chicago Bears: 6-2



GRUDEN BY THE NUMBERS

.515 regular season winning percentage as a head coach (117-110).

.588 winning percentage at home as a head coach with a 67-47 mark.

60-55 regular season record as head coach of the Raiders.

2 times (2000, 2002) Gruden has taken his team to the conference championship.

3 times his defensive units have led the NFL in passing defense: 2002 (155.6 avg.) 2004 (161.2 avg.) and 2007 (170.5 avg.).

5 times a Gruden-led team has appeared in the postseason following a division championship: 2000, 2001, 2002, 2005, 2007.

6 times he has coached his team to a season of nine victories or more, including four seasons where his club has earned double-digit wins.

8 seasons where his team has concluded the year with a positive turnover differential.


40 occurrences where the quarterback of Gruden's team has passed for at least 300 yards in a single contest.

246 interceptions recorded by Gruden's defenses in his 227 regular season games as head coach.

19 times his teams have held opponents to three points or less, including six contests that saw his team shutout the opponent.

13 takeaways were recorded by his club during the 2002 playoffs. No team has recorded more takeaways in a single postseason dating back to 2000. An incredible 41 points were generated from the 13 forced turnovers.

1 Super Bowl title with the Tampa Bay Buccaneers in Super bowl XXXVII.



2021 KEY ACQUISITIONS

RB KENYAN DRAKE



NFL Exp.: 6
Previous Team: Arizona Cardinals


CAREER:

Career totals include 80 appearances with 39 starts, compiling 716 rushing attempts for 3,174 yards (4.4 avg.) and 27 TDs, while also tallying 182 receptions for 1,382 yards and an additional six scores...Has returned 31 kickoffs for 772 yards (24.9 avg.), including one returned 96 yards for a TD.

AT A GLANCE:

- In 2020, registered his third-career season with 1,000-plus scrimmage yards including a team-high 955 rushing yards for the NFL's sixth-ranked offense and seventh-ranked rushing attack in 2020.
- Tallied a career-high 10 rushing TDs and joined QB Kyler Murray (11) to form the first QB/RB duo with 10-plus rushing TDs each in a season, marking just the second time in NFL history the feat has been accomplished.
- In 2019, led the Cardinals in rushing yards (643) and rushing TDs (eight) in eight games after being acquired in a Week 9 trade.
- Scored four rushing TDs against Cleveland on Dec. 15, 2019, becoming the fifth Cardinal to score four-or-more rushing TDs in a game in team history en route to earning FedEx Ground Player of the Week honors.
- Recorded a career-high 53 receptions for 477 yards and five TDs in 2018.
- Scored on a 52-yard double-lateral as time expired in the fourth quarter to give the Dolphins a 34-33 win over the Patriots in what was dubbed "The Miami Miracle" on Dec. 9, 2018.

CB CASEY HAYWARD JR.



NFL Exp.: 10
Previous Team: Los Angeles Chargers

CAREER:

Career totals include 132 appearances with 98 starts over his first 10 seasons in the NFL, recording 379 tackles (318 solo), 23 INTs, including two returned for TDs, 102 passes defended, two forced fumbles and four fumble recoveries...In eight postseason contests with four starts, has tallied 26 stops (22) and four passes defended.

AT A GLANCE:

- Since 2012, ranks sixth in the NFL in passes defended (102) and is tied for 10th in INTs (23).
- Played in 107 consecutive games to mark an NFL record among cornerbacks, while also starting in 70 consecutive contests prior to being inactive in Week 12 of the 2020 season.
- Selected to the Pro Bowl twice (2016-17) and is a two-time second-team All-Pro selection by The Associated Press (2016-17).
- Led the NFL with a career-high seven INTs in 2016, including one returned for a TD, while adding 20 passes defended en route to his first Pro Bowl, a second-team All-Pro honor and garnering AFC Defensive Player of the Month for November.
- As a rookie in 2012, he was named to the All-Rookie Team by the Professional Football Writers of America and garnered Defensive Rookie of the Month honors for October.

DT QUINTON JEFFERSON



NFL Exp.: 6
Previous Team: Buffalo Bills

CAREER:

Has appeared in 58 contests and made 28 starts, compiling 92 tackles (53 solo), 11.5 sacks, two forced fumbles, three fumble recoveries and six passes defended...In postseason action, has appeared in six contests between the Seahawks and Bills, totaling nine stops (four) and two sacks.

AT A GLANCE:

- Played in 16 contests for the second time in his career while making three starts for the Bills in 2020, totaling totaled 23 tackles (14), three sacks, one pass defended, one forced fumble and one fumble recovery.
- Appeared in 39 games over his four seasons with the Seahawks, making 24 starts and totaling 59 tackles, 7.5 sacks, five passes defended and two fumble recoveries from 2016-19.
- In 2019, posted career highs in tackles (26), sacks (3.5) and passes defended (three), while also registering one fumble recovery.

LB DENZEL PERRYMAN



NFL Exp.: 7
Previous Team: Los Angeles Chargers

CAREER:

Has appeared in 72 games with 54 starts, totaling 378 tackles (265 solo), five sacks, three INTs, six passes defended, three forced fumbles and two fumble recoveries.

AT A GLANCE:

- In 2020, played in 13 games with six starts, compiling 48 tackles (25), one sack, one pass defended and one forced fumble.
- In 2016, he led the team with a career-high 71 tackles and added two sacks, one INT and two passes defended.

2021 KEY ACQUISITIONS

DE YANNICK NGAKE



NFL Exp.: 6
Previous Team: Baltimore Ravens

CAREER:

Career totals include 81 appearances with 73 starts, compiling 151 tackles (130 solo), 45.5 sacks, two INTs including one returned for a TD, 11 passes defended, 18 forced fumbles and three fumble recoveries...Postseason totals include five

games played with four starts, totaling four tackles, one sack, one pass defended and one forced fumble.

AT A GLANCE:

- Is one of four players since 1982 (when sacks became an official stat) to begin his career with five consecutive season eight-plus sack seasons.

- Ranks tied for fourth in the NFL with 18 forced fumbles since 2016.

- In 2020, appeared in 15 contests (six with Min. and nine with Bal.) and made eight starts, totaling 23 tackles, eight sacks, one pass defended and four forced fumbles.

- Started in all 15 games in which he appeared in 2019, amassing a career-high 41 tackles (36) and adding eight sacks, six passes defended, four forced fumbles and one fumble recovery.

- Started in all 16 contests in 2018 and posted the second-most sacks in his career, tallying 9.5 and a team-high 33 quarterback hits.

- Set career highs in 2017 when compiling 12 sacks, a league-high six forced fumbles and two fumbles recoveries en route to his first career Pro Bowl nod.

- His 37.5 career sacks with the Jacksonville Jaguars ranks second in franchise history.

- Ranks tied for first in Jaguars history with eight multi-sack contests.

- Holds the Jaguars rookie record for most sacks in a single season (eight).

LB K.J. WRIGHT



NFL Exp.: 11
Previous Team: Seattle Seahawks

CAREER:

Career totals include 147 contests with 140 starts, totaling 938 tackles (589 solo), 67 tackles for loss, 13.5 sacks, six INTs, 54 passes defended, 11 forced fumbles and nine fumble recoveries.

In postseason action, Wright has played in 15 games with 14 starts and tallied 109 tackles (65), two sacks, six tackles for loss, one INT and four passes defended.

AT A GLANCE:

- Since entering the league in 2011, he has registered five 100-plus tackle seasons, including a career-best 132 tackles in 2019.

- His 934 career tackles rank third-most in Seahawks' history and third-most among all active linebackers in the NFL, while his five seasons of 100-or-more tackles rank as the second-most such seasons in club history.

- His 54 passes defended since 2011 rank fourth-most among all NFL linebackers during that span.

- Named a Pro Bowler in 2016 after starting all 16 games and recording 126 tackles (72), four sacks and five passes defended.

- In 2013, he helped lead the Seahawks to a victory in Super Bowl XLVIII by recording seven tackles (five) in the championship game.

WR WILLIE SNEAD IV



NFL Exp.: 7
Previous Team: Baltimore Ravens

CAREER:

Career totals include 89 games played with 48 starts, totaling 276 receptions for 3,407 yards with 16 TDs...Also appeared in six postseason contests, recording 19 receptions for 165 yards.

AT A GLANCE:

- Recorded a career-high five TDs, adding 31 receptions for 339 yards to Baltimore produce the league's No. 1 scoring offense (33.2 ppg) in 2019.

- In 2015, ranked second among rookies in receptions (69) and receiving yards (984).

DT SOLOMON THOMAS



NFL Exp.: 5
Previous Team: San Francisco 49ers

CAREER:

Has appeared in 51 contests with 30 starts, totaling 101 tackles (76 solo), 17 tackles for loss, 8.5 sacks, one pass defended, one forced fumble and one fumble recovery...In three career postseason appearances, has recorded four tackles and one sack.

AT A GLANCE:

- In 2019, played in all 16 games for the second time in his career, totaling 21 stops (15) and two sacks during the regular season, while adding four tackles and one sack in three postseason contests en route to helping the 49ers reach Super Bowl LIV.

- Appeared in 14 games and made 12 starts as a rookie in 2017, while registering career highs in tackles (41) and sacks (three).

RAIDERS IN THE COMMUNITY / INTERESTING FACTS

5 JOHNATHAN ABRAM

- Teamed up with Health Plan of Nevada to host a night of fun for kids of Big Brothers Big Sisters of Southern NV to pass out free 170 pairs of athletic shoes to promote active and healthy lifestyles.

QB DEREK CARR

- His brother, David Carr, was a former No. 1 overall pick of the Houston Texans and the two brothers started a training facility in Bakersfield, CA together called Carr Elite in 2014.
- Carr and his wife, Heather, have established DC4KIDS in 2016, a campaign intended to fund the most immediate needs of patients at Valley Children's Hospital in Madera, CA.

RB KENYAN DRAKE

- Visited Mexico in 2018 and Brazil in 2019 as a Smile Train ambassador to help create new smiles for children with untreated clefts in the developing world. He also hosted the second annual Smile Train Family Fun Day to raise awareness and funds for the program.
- Started his own clothing line with all proceeds going to Smile Train.
- While growing up in the Atlanta area, Drake often participated in after school programs hosted by Boys and Girls Clubs, and now, he regularly visits local Boys and Girls Clubs to mentor children. During the 2017 season, Drake was named the Week 16 NFLPA Community MVP for providing a night of holiday food and fun for 125 kids at a Boys and Girls Club in Broward County, Fla.

DE CLELIN FERRELL

- Partnered with Levar Stoney, Mayor of City of Richmond, Va., to donate \$100,000 to the Family Crisis Fund and the Eviction Diversion Program in 2020.

FB ALEC INGOLD

- Nominated by the Raiders for the Walter Payton NFL Man of the Year Award in 2020.
- Partnered with Junior Achievement Southern Nevada to bring 8th-12th grade students a Virtual Money Mini Camp in an attempt at reducing the wage gap by enhancing financial literacy and professional development in underprivileged high schools.
- Partnered with @AdoptUSKids to help raise awareness about the need for more foster and adoptive families for children and youth.
- Is involved with several campaigns including Adoption Month and a Las Vegas television station series which features local children seeking fostering or adoption. Also working with the Clark County Department of Family Services on social media postings to raise awareness for their foster and adoption programs.
- Started a motivational series titled "Mindset Monday" on Instagram.
- Joined Special Olympics athletes from Nevada and California as they participated in "Virtual Fall Sports & Fitness".
- Served and shared nutritious meals with first and second grade students at Jack Dailey Elementary, a Title I school in Las Vegas, highlighting the importance of fueling up for a successful school day.

RB JOSH JACOBS

- Hosted his first annual 'Josh Jacobs Youth Football Camp' in July 2021 with 350 local kids in attendance in Las Vegas.
- Teamed up with FedEx and BlessinBackpack in 2020 to help deliver food to elementary school kids in the Las Vegas area.
- Partnered with Luuf to provide mattresses for youths in homeless shelters, foster care and transitional housing situations. They distributed \$100,000 in youth mattresses in 2020.
- Partnered with Clark County Nevada to provide 42,000 Nevada kindergarten kids with child ID kits in October 2019.

DT QUINTON JEFFERSON

- Working with Seattle artist Kendall Roque, Jefferson wears a new pair of specially designed cleats to wear pregame during every game of the season. He also has a collection of over 500 sneakers.

QB MARCUS MARIOTA

- His @MM8Foundation provided 3,000 meals to homeless shelters across Oahu, Hawaii for the holidays and donated 500 pounds of food to the humane society and SPCA to help dogs.
- His Motiv8 foundation helped distribute 1,000 meals a day at Kauluwe-la and Palolo Elementary Schools while schools were shut down due to COVID-19, starting on Monday, March 30 through the end of the school year on May 29.
- In 2016, Mariota launched his Motiv8 Foundation, which serves the communities of Middle Tennessee, Eugene and Honolulu. The Motiv8 Foundation aims to create and support economic and educational programs and athletic activities to provide an alternative outlet for youth of troubled neighborhoods and backgrounds.

TE DARREN WALLER

- Hosted his second annual 'Beyond the Wall' fundraising gala on Sept. 27, 2021 with proceeds from the event benefiting The Darren Waller Foundation and its mission to support youth in avoiding and overcoming addiction to drugs and alcohol.
- Met with the first three recipients of his Against The Wall grant that pays for 30-day intensive inpatient substance abuse treatment for youth addicts.
- Launched the Darren Waller Foundation in March 2020 with the purpose to equip youth to avoid and overcome addiction to drugs and alcohol and support youth and their families during their recovery and treatment journey.
- Partnered with Emergent BioSolutions in a new opioid awareness campaign to shine a spotlight on the overdose crisis. The campaign, called Reverse the Silence, debuted on July 26 and features an unbranded website, plus nationwide television and radio spots that aim to address the stigma surrounding opioid overdoses, which are often accidental.
- Hosted 100 children grades 3-8 from the Las Vegas area for his youth football camp in July of 2021.
- In 2021, Waller headlined 'A Concert to Shine On' brought to life by Darren's passion for music and equipping youth to avoid and overcome addiction to drugs and alcohol. The event included live auction before the concert started.
- Released his second album Wall Street in September of 2019 and in May 2020, released the music video for his song, "Profits", which is the second song to receive a music video from his album — "SHSW".
- His great-grandfather was famed jazz pianist Fats Waller.

TEAM EFFORT

- The organization kicked off 2020 pledging \$500,000 that eliminated school lunch and breakfast debt for all qualifying school districts and charter schools enrolled in the National School Lunch and Breakfast Program in Nevada. Throughout the season the team also launched a voter education and registration platform, and encouraged completion of the 2020 Census to shape Nevada's future.
- The Las Vegas Raiders organization, players and coaches contributed over \$1.35 million worth of financial donations, personal protective equipment and meals to help Southern Nevada in the face of the COVID-19 pandemic. A total of 545,500 meals were provided for the community as a direct result of the team's contributions.
- Las Vegas Raiders Head Coach Jon Gruden and Raiders players established a charitable platform called The All For You Crew focused on addressing social injustices by supporting first responders, education and youth programming.

<https://www.raiders.com/community/>

PRO BOWL RAIDERS

RB JOSH JACOBS AND TE DARREN WALLER NAMED TO 2020 PRO BOWL

Josh Jacobs earned his first selection to the annual All-Star game after becoming the team's all-time rushing leaders through a player's first two seasons (2,215 yards). In 2020, Jacobs ranked third in rushing attempts (273), eighth in rushing yards (1,1065) and tied for fourth in rushing touchdowns (12). The second-year rusher logged at least two touchdowns in four contests this season, including a three-touchdown performance in Week 1, tied for second-most in a single game this season. His three touchdowns tied a single-game franchise record, as he became just the second player in NFL history with at least two rushing touchdowns in Week 1 of both their rookie season and second season. Jacobs became the first running back in the storied history of the Raiders to rush for 1,000 yards in each of his first two seasons. He joined Marcus Allen and Mark van Eeghen as the only running backs in club lore to surpass the 1000-yard mark in multiple seasons.

Darren Waller also earned his first selection to the Pro Bowl after one of the greatest seasons by a player in Raiders lore, breaking Hall of Famer Tim Brown's record for most receptions in a single season by posting 107 in 2020. Waller became just the sixth tight end in league history to surpass 100 catches in a season, as he also posted a career-high 1,196 receiving yards and nine touchdown receptions. Waller hauled in at least five passes in an incredible 13 games this season, finishing fourth overall in the NFL in total catches. He also surpassed 100 receiving yards in five contests, giving him 10 total since the beginning of 2019, the most in the NFL among all tight ends. Among Waller's exceptional highlights this year includes one of the best performances from a tight end in NFL history, as he hauled in 13 passes for 200 yards and two receiving touchdowns in Week 13. Waller joined Hall of Famer Shannon Sharpe (2002) as the only tight ends in league annals to post at least 10 receptions, 200 yards and two touchdowns in a single game. Just two weeks later in Week 15, Waller posted another nine receptions for 150 yards and a touchdown, surpassing the 150-yard barrier for the second time in three games. The only other tight ends to log 150 receiving yards two times in a single season are Sharpe, Hall of Famer Kellen Winslow and Christensen. With 425 receiving yards in the last three weeks, Waller surpassed Sharpe's (1996) and Jimmy Graham's (2013) previous record (413 yards) for most yards by a tight end in a three-game span in NFL history.



WINNING WAYS

The Raiders are among the elite teams in NFL history, ranking among the top teams from 1963-2021 in winning percentage of teams playing at least 500 games. The Raiders rank seventh with a .538 percentage since Al Davis was named head coach and general manager in 1963.

NFL WINNING PERCENTAGE 1963-2021 (MIN. 500 GAMES)


Rank	Team	W	L	T	Pct.
1.	Dallas Cowboys	519	371	3	.583
2.	Pittsburgh Steelers	513	371	9	.580
3.	New England Patriots	497	389	7	.561
4t.	Green Bay Packers	491	387	15	.556
4t.	Minnesota Vikings	491	392	10	.555
6.	Denver Broncos	477	407	9	.539
7.	Las Vegas Raiders	475	407	11	.538
8.	Indianapolis Colts	472	415	6	.532
9.	Kansas City Chiefs	471	410	12	.534
10.	San Francisco 49ers	470	413	10	.532

ROAD WARRIORS

The Raiders are among the top-performing road teams in NFL history. The Silver and Black rank sixth since 1963 with a .479 winning percentage in games away from home.

TOP ROAD RECORDS 1963-2021 (MIN. 300 GAMES)

Rank	Team	W	L	T	Pct.
1.	Dallas Cowboys	229	217	1	.513
2.	Indianapolis Colts	217	226	2	.490
3.	New England Patriots	217	228	2	.488
4.	Pittsburgh Steelers	214	227	5	.485
5.	San Francisco 49ers	213	231	3	.480
6.	Las Vegas Raiders	210	228	8	.479
7t.	Green Bay Packers	204	236	7	.464
7t.	Los Angeles Rams	204	237	5	.463
9.	Minnesota Vikings	203	236	7	.463
10.	Miami Dolphins	201	225	1	.472



TEAM NOTES

CARR AT THE HELM



QB Derek Carr was named the Raiders' starting QB heading into the 2014 season, becoming the first rookie QB in team history to start in Week 1. In 2016, he became the first QB in franchise history to throw for 3,000 yards in each of his first three seasons and led seven fourth-quarter comebacks en route to winning the NFL's Castrol Edge Clutch Performer of the Year award. In 2018, Carr set a new franchise mark for most consecutive pass attempts without an interception (332), while also setting an NFL record for most completions (1,759) through a player's first five years in the NFL. In 2019, Carr became the first quarterback in franchise history to pass for 4,000 yards in multiple seasons, while also setting a new franchise record for completion percentage (70.4 percent). Through Year 7, Carr became just the 27th player in club history to record 100 starts and holds the franchise record for touchdown passes and passing yards, while setting the NFL record for most fourth quarter comebacks (21) through a player's first seven seasons in the league. In 2020, Carr completed 348-of-517 passes for a career-high 4,103 yards, 7.9 yards per attempt and the second-best passer rating (101.4) in club history, while also joining Peyton Manning as the only players in NFL history to complete 300 passes in each of their first seven seasons.

----- DEREK CARR CAREER STATISTICS -----

Year	GP/GS	W-L	Cmp.	Att.	%	Yards	TDs	INTs	Rtg.
2014	16/16	3-13	348	599	58.1	3,270	21	12	76.6
2015	16/16	7-9	350	573	61.1	3,987	32	13	91.1
2016	15/15	12-3	357	560	63.8	3,937	28	6	96.7
2017	15/15	6-9	323	515	62.7	3,496	22	13	86.4
2018	16/16	4-12	381	553	68.9	4,049	19	10	93.9
2019	16/16	7-9	361	513	70.4	4,054	21	8	100.8
2020	16/16	8-8	348	517	67.3	4,103	27	9	101.4
2021	3/3	3-0	88	136	64.7	1,203	6	2	101.4
Career	113/113	50-63	2,556	3,966	64.4	28,099	176	73	92.4

ALL-TIME TOUCHDOWN LEADER

In just his seventh year and in Week 4 against the Buffalo Bills in 2020, **QB Derek Carr** broke legendary Raiders QB Ken Stabler's record of 150 touchdown passes as a Raider.

----- TOUCHDOWN PASSES AS A RAIDER -----

Rank	Player	Pass TDs
1.	Derek Carr	176
2.	Ken Stabler	150
3.	Daryle Lamonica	148
4.	Rich Gannon	114
5.	Tom Flores	92

MULTI-TD GAMES

In Week 9 against the Los Angeles Chargers in 2020, **QB Derek Carr** surpassed Daryle Lamonica for most games with at least two touchdown passes as a Raider, as he recorded his 47th such game.

----- RAIDERS QBs WITH MULTI-TD PASSES IN A CONTEST -----

Rank	Player	Games
1.	Derek Carr	54
2.	Daryle Lamonica	46
3.	Ken Stabler	42
4.	Rich Gannon	34
5.	Tom Flores	29

CARR'S COMPLETION %

Carr owns three of the top-4 highest completion percentage marks in club history.

----- HIGHEST COMPLETION % IN TEAM HISTORY -----

Rank	Player	Year	Comp %
1.	Derek Carr	2019	70.4%
2.	Derek Carr	2018	68.9%
3.	Rich Gannon	2002	67.6%
4.	Derek Carr	2020	67.3%
5.	Ken Stabler	1976	66.7%

Additionally, Carr's completion percentage of 70.4 in 2019 ranked among the best percentages in a single season in NFL history.

----- HIGHEST COMPLETION % IN NFL HISTORY -----

Rank	Player	Year	Comp %
1.	Drew Brees	2018	74.4%
2.	Drew Brees	2019	74.3%
3.	Drew Brees	2017	72.0%
4.	Sam Bradford	2016	71.6%
5.	Drew Brees	2011	71.2%
6.	Drew Brees	2009	70.6%
7.	Ken Anderson	1982	70.6%
8.	Derek Carr	2019	70.4%
9.	Sammy Baugh	1945	70.3%
10.	Steve Young	1994	70.3%

FRANCHISE RECORD

In 2019, he cemented himself as the club's all-time passing yards leader, breaking the record held by Hall of Fame QB Ken Stabler since 1979. Carr became just the 15th quarterback in NFL history to surpass 19,000 passing yards in 80 career games or less, as his 19,196 yards ranked 12th through a player's first 80 career contests. A look below shows the club's top-5 passing leaders in franchise history. He surpassed the 20,000-yard barrier in his 84th game and surpassed 25,000 yards in his 104th game, the 12-fewest games to 25,000 yards in NFL history.

----- PASSING YARDS AS A RAIDER -----

Rank	Player	Passing Yards	Career Games
1.	Derek Carr	28,099	113
2.	Ken Stabler	19,078	130
3.	Rich Gannon	17,585	74
4.	Daryle Lamonica	16,655	95
5.	Jim Plunkett	12,665	70



300-YARD GAMES

Carr has eclipsed the 300-yard mark 28 times so far in his career. The Raiders are 18-10 when Carr reaches the 300-yard milestone, and 4-0 when Carr surpasses the 400-yard barrier. In 2020, Carr tied a career high with six 300-yard passing games, a mark he previously hit in his second year in 2015.

----- CARR'S 300-YARD PASSING GAMES -----

Date	Opp.	Yards	Att./Cmp.	TDs	Passer Rtg.	Result
10/30/16	at TB	513	40/59	4	117.4	W, 30-24 (OT)
9/30/18	Cle	437	35/58	4	92.4	W, 45-42 (OT)
9/13/21	Bal.	435	34/56	2	89.5	W, 33-27 (OT)
10/19/17	KC	417	29/52	3	101.2	W, 31-30
12/29/19	at Den.	391	29/46	1	97.3	L, 15-16
9/26/21	Mia.	386	26/43	2	95.7	W, 31-28 (OT)
9/19/21	at Pit.	382	28/37	2	126.2	W, 26-17
12/6/20	at NYJ	381	28/47	3	97.9	W, 31-28
1/3/21	at Den.	371	24/38	2	91.0	W, 32-31
9/20/15	Bal.	351	30/46	3	100.9	W, 37-33
10/11/20	at KC	347	22/31	3	126.7	W, 40-32
9/23/18	at Mia.	345	27/39	1	83.8	L, 20-27
12/26/20	Mia.	336	21/34	1	104.5	L, 25-26
11/1/15	NYJ	333	23/36	4	130.9	W, 34-20
11/29/15	at Ten.	330	24/37	3	120.3	W, 24-21
10/26/14	at Cle.	328	34/54	1	86.0	L, 13-23
12/9/18	Pit.	322	25/34	2	122.4	W, 24-21
9/11/16	at NO	319	24/38	1	98.5	W, 35-34
10/9/16	SD	317	25/40	2	93.4	W, 34-31
12/13/20	Ind.	316	31/45	2	85.0	L, 27-44
11/27/16	Car.	315	26/38	2	100.2	W, 35-32
9/27/15	at Cle.	314	20/32	2	115.9	W, 27-20
10/29/17	at Buf.	313	31/49	1	71.2	L, 14-34
10/4/20	Buf.	311	32/44	2	107.3	L, 23-30
9/10/18	LAR	303	29/40	0	62.8	L, 13-33
11/15/15	Min.	302	29/43	2	83.7	L, 14-30
11/8/15	at Pit.	301	24/44	4	96.9	L, 35-38
11/5/17	at Mia.	300	21/30	1	99.3	W, 27-24

3,000 YARDS

Carr is one of just five quarterbacks in NFL history to pass for at least 3,000 yards in each of his first seven seasons in the league.

----- QBs W/ SEVEN 3,000 YARD SEASONS TO START CAREER -----

Player	Team	Years
Derek Carr	Raiders	2014-20
Andy Dalton	Bengals	2011-17
Peyton Manning	Colts	1998-04
Cam Newton	Panthers	2011-17
Russell Wilson	Seahwks	2012-18

3,000 YARDS AND 20 TDs

In Week 13 in 2020, **QB Derek Carr** became just the fifth quarterback in NFL history to record 3,000 passing yards and 30 touchdown passes in six of his first seven seasons.

----- 3,000 YARD/20 PASS TD SEASONS THROUGH YEAR 7 -----

Player	Team	Seasons
Peyton Manning	Colts	1998-04
Russell Wilson	Seahwks	2012-18
Eli Manning	Giants	2005-10
Dan Marino	Dolphins	1984-89
Derek Carr	Raiders	2014-20

20 TD PASSES

Only six quarterbacks in NFL history have passed for 20 touchdowns in six of their first seven seasons in the NFL. That list can be found below.

--- SEASONS WITH 20 TD PASSES THROUGH YEAR 7 ---

Rank	Player	Years	Count
1t.	Peyton Manning	1998-04	7
1t.	Dan Marino	1983-89	7
1t.	Russell Wilson	2012-18	7
4t.	Derek Carr	2014-20	6
4t.	Eli Manning	2005-010	6
4t.	Matt Ryan	2009-14	6

THREE-TD GAMES

Though Year 7, Carr has totaled 22 career games with at least three touchdown passes. The Raiders are 15-7 when Carr tosses three touchdowns or more. The chart below shows where Carr ranks in club history.

---- RAIDERS QBs WITH 3-TD PASSES IN A CONTEST -----

Rank	Player	Games
1.	Derek Carr	22
2.	Ken Stabler	20
3.	Daryle Lamonica	19
4.	Rich Gannon	16
5.	Tom Flores	11

LEADING THE CLASS

As a rookie in 2014, Carr led his draft class in completions (348), passing yards (3,270) and touchdowns (21).

Category	Carr	2014 Class Rank	Carr (2014)	All-time Rookie Rank
Completions	2,556	1st	348	5th
Passing Yards	28,099	1st	3,270	16th
Passing TDs	176	1st	21	T-9th



THROWING FOR SIX

Carr has enjoyed one of the most prolific starts to a career in NFL history, especially when it comes to finding the end zone. His 53 TDs rank second most by any NFL player through his first two seasons, trailing only Dan Marino (68). And although his 2016 season was cut short due to injury, he continued his stellar start to his career by throwing 28 more TDs in his third season. His 176 TDs are 10th-most in the NFL since 2014.

TOUCHDOWN PASSES THROUGH FIRST TWO NFL SEASONS

Rank	Player	Years	TDs
1.	Dan Marino (Mia.)	1983-84	68
2.	Derek Carr (Oak.)	2014-15	53
T-3.	Peyton Manning (Ind.)	1998-99	52
T-3.	Russell Wilson (Sea.)	2012-13	52

TOUCHDOWN PASSES THROUGH FIRST THREE NFL SEASONS

Rank	Player	Years	TDs
1.	Dan Marino (Mia.)	1983-85	98
2.	Andrew Luck (Ind.)	2012-14	86
3.	Peyton Manning (Ind.)	1998-2000	85
4.	Derek Carr (Oak.)	2014-16	81

TOUCHDOWN PASSES THROUGH FIRST FOUR NFL SEASONS

Rank	Player	Years	TDs
1.	Dan Marino (Mia.)	1983-86	142
2.	Peyton Manning (Ind.)	1998-2001	111
3.	Russell Wilson (Sea.)	2012-15	106
4.	Derek Carr (Oak.)	2014-17	103
5.	Andrew Luck (Ind.)	2012-15	101

TOUCHDOWN PASSES THROUGH FIRST FIVE NFL SEASONS

Rank	Player	Years	TDs
1.	Dan Marino (Mia.)	1983-87	168
2.	Peyton Manning (Ind.)	1998-2002	138
3.	Andrew Luck (Ind.)	2012-16	132
4t.	Matt Ryan (Atl.)	2008-12	127
4t.	Russell Wilson (Sea.)	2012-16	127
6.	Andy Dalton (Cin.)	2011-15	124
7.	Derek Carr (Oak.)	2014-18	122
8.	Cam Newton (Car.)	2011-15	117

TOUCHDOWN PASSES THROUGH FIRST SIX NFL SEASONS

Rank	Player	Years	TDs
1.	Dan Marino (Mia.)	1983-87	196
3.	Andrew Luck (Ind.)	2012-18	171
2.	Peyton Manning (Ind.)	1998-2003	167
4t.	Russell Wilson (Sea.)	2012-17	161
4t.	Matt Ryan (Atl.)	2008-13	153
6.	Brett Favre (GB)	1991-96	147
7.	Derek Carr (Oak.)	2014-19	143

TOUCHDOWN PASSES THROUGH FIRST SEVEN NFL SEASONS

Rank	Player	Years	TDs
1.	Dan Marino (Mia.)	1983-88	220
2.	Peyton Manning (Ind.)	1998-2004	216
3.	Russell Wilson (Sea.)	2012-18	196
4.	Brett Favre (GB)	1991-97	182
5.	Matt Ryan (Atl.)	2008-14	181
6.	Andrew Luck (Ind.)	2012-18	171
7.	Derek Carr (Oak./LV)	2014-20	170

Carr crossed the 100-touchdown barrier just 60 games into his NFL career, the quickest to reach 100 passing scores in Raiders history. By doing so in his first four seasons, Carr joined Dan Marino, Peyton Manning, Andrew Luck and Russell Wilson as the only quarterbacks in NFL history to toss 100 touchdowns through their first four seasons in the league.

100 PASSER RATING

Carr has posted passer ratings of at least 100 points in 41 career games (27-14 record) after his performance. With his 33rd such game in Week 1 of 2020, Carr surpassed Raiders legend Ken Stabler for most in franchise history.

----- CARR'S 100-PLUS PASSER RATING GAMES -----

Date	Opp.	Passer Rtg.	Yards	TDs	INTs	Result
12/07/14*	SF	140.2	254	3	0	W, 24-13
10/25/15^	at SD	137.7	289	3	0	W, 37-29
10/28/14	Ind.	136.6	244	3	0	L, 28-42
09/17/17	NYJ	136.6	230	3	0	W, 45-20
11/26/17	Den.	136.3	253	2	0	W, 21-14
11/01/15	NYJ	130.9	333	4	0	W, 34-20
10/11/20	at KC	126.7	347	3	1	W, 40-32
09/19/21	at Pit.	126.2	382	2	0	W, 26-17
10/27/19	at Hou.	125.0	285	3	0	L, 24-27
10/02/16	at Bal.	123.4	199	4	0	W, 28-27
12/02/18	KC	123.2	285	3	0	L, 33-40
12/24/16	Ind.	122.6	228	3	0	W, 33-25
12/09/18	Pit.	122.4	322	2	0	W, 24-21
09/09/19	Den.	121.0	259	1	0	W, 24-16
09/21/20	NO	120.7	282	3	0	W, 34-24
11/29/15	at Ten.	120.3	330	3	0	W, 24-21
11/22/20	KC	119.7	275	3	1	L, 31-35
09/27/20	at NE	119.4	261	2	0	L, 20-36
10/20/19	at GB	119.2	293	2	1	L, 24-42
12/22/19	at LAC	118.2	291	1	0	W, 24-17
10/30/16	at TB	117.4	513	4	0	W, 30-24 (OT)
11/21/16	Hou.	117.0	295	3	1	W, 27-20
11/03/19	Det.	116.2	289	2	0	W, 31-24
09/27/15	at Cle.	115.9	314	2	0	W, 27-20
12/08/19	Ten.	115.2	263	2	0	L, 21-42
09/18/16	Atl.	115.0	299	3	0	L, 28-35
09/16/18	at Den.	114.6	288	1	0	L, 19-20
09/10/17	at Ten.	114.3	262	2	0	W, 26-16
11/08/20	at LAC	108.1	165	2	0	W, 31-26
10/12/14	SD	107.7	282	4	1	L, 28-31
09/13/20	at Car.	107.5	239	1	0	W, 34-30
10/04/20	Buf.	107.3	311	2	0	L, 23-30
11/17/19	Cin.	105.7	292	1	1	W, 17-10
09/29/19	at Ind.	105.4	189	2	0	W, 31-24
12/26/20	Mia.	104.5	336	1	0	L, 25-26
09/22/19	Min.	103.7	242	2	1	L, 14-34
10/19/17	KC	101.7	417	3	0	W, 31-30
09/20/15	Bal.	100.9	351	3	1	W, 37-33
11/18/18	Ari.	100.5	192	2	0	W, 23-21
11/27/16	Car.	100.2	315	2	1	W, 35-32
10/01/17	at Den.	100.0	143	1	0	L, 10-16

* 4th highest by first-year player since 1970 AFL-NFL merger

^ 7th highest road rating in franchise history

MADD MAXX



DE Maxx Crosby was drafted in the fourth round (106th overall) of the 2019 NFL Draft...Ranked fourth in franchise history for most sacks (17) by a player through his first two seasons...Tied for second in club history with four sacks in a single game...Has been awarded AFC Defensive Player of the Week two times and AFC Special Teams

Player of the Week once during his career...In 2020, started all 16 games for the first time in his career, tallying 39 stops (20 solo), a team-high seven sacks, fumble recovery and one pass defended in addition to two blocked kicks on special teams...As a rookie in 2019, posted 46 tackles (35), a career-high 10 sacks, four forced fumbles and four passes defended...Became just the second rookie in franchise history to record 10 sacks in a season...Also became the second player in franchise annals to record at least 10 sacks and 15 tackles for loss in a single season...Finished second in the Associated Press Defensive Rookie of the Year voting for his superb campaign.

----- MAXX CROSBY STATS -----

Year	GP	GS	Total	Solo	Asst.	Sacks	Yds.	INTs	PD	FF
2019	16	10	46	35	11	10.0	69.5	0	4	4
2020	16	16	38	17	18	7.0	38.0	0	1	0
2021	3	3	9	6	3	2.0	12.0	0	0	0
Totals	35	29	94	61	33	19.0	119.5	0	5	4

ALL-TIME RAIDERS ROOKIES

As a rookie in 2019, became just the second rookie in franchise history to record 10 sacks in a season

----- RAIDERS ROOKIE SACK LEADERS -----

Rank	Player	Year	Sacks
1.	Greg Townsend	1983	10.5
2.	Maxx Crosby	2019	10.0
3.	Aaron Wallace	1990	9.0
4.	Bill Pickel	1983	6.0
5.	Scott Davis	1988	5.5
6t.	Lamarr Houston	2010	5.0
6t.	Trevor Scott	2008	5.0
8t.	Tony Bryant	1999	4.5
8t.	Clelin Ferrell	2019	4.5
8t.	Sio Moore	2013	4.5

10 SACKS AND 4 FORCED FUMBLES

Became the fifth rookie since at least 2000 to record double-digit sacks and at least four forced fumbles in their rookie campaign. The elite list Crosby joined is found below.

----- ROOKIES W/ 10 SACKS AND 4 FORCED FUMBLES -----

Year	Player	Sacks	Forced Fumbles
2002	Dwight Freeney	13.0	9
2002	Julius Peppers	12.0	5
2003	Terrell Suggs	12.0	6
2006	Mark Anderson	12.0	4
2019	Maxx Crosby	10.0	4

YEAR 2 TOTALS

A look below shows where Crosby's sacks rank in franchise history through his first two seasons.

----- RAIDERS SACK LEADERS THROUGH YEAR 2 -----

Rank	Player	Years	Sacks
1.	Khalil Mack	2014-15	19.0
2.	Bill Pickel	1983-83	18.5
3.	Greg Townsend	1983-83	17.5
4.	Maxx Crosby	2019-20	17.0
5.	Darrell Russell	1997-98	13.5

SINGLE-GAME SACKS

Crosby earned AFC Defensive Player of the Week honors in Week 11 of 2019 after recording a Raiders rookie record four sacks, a mark that is tied for second-most in NFL history among rookies.

----- RAIDERS SINGLE-GAME SACK LEADERS -----

Rank	Player	Year	SACKS
1t.	Howie Long	1983	5.0
1t.	Khalil Mack	2015	5.0
3t.	Maxx Crosby	2019	4.0
3t.	Anthony Smith	1992	4.0
3t.	Anthony Smith	1993	4.0
3t.	Kameron Wimbley	2011	4.0

----- NFL ROOKIE SINGLE-GAME SACK LEADERS -----

Rank	Player	Year	SACKS
1.	Leslie O'Neil	1986	5.0
2t.	Maxx Crosby	2019	4.0
2t.	Cornelius Bennett	1987	4.0
2t.	Brian Orakpo	2009	4.0
5t.	Three Tied	-----	3.5

----- RAIDERS ROOKIE SINGLE-GAME SACK LEADERS -----

Rank	Player	Year	SACKS
1.	Maxx Crosby	2019	4.0
2.	Greg Townsend	1983	3.0
3.	Clelin Ferrell	2019	2.5

2019 ROOKIE SACK LEADERS

Crosby finished the season as only the second defender in franchise history to record double-digit sacks as a rookie. He finished second in the NFL among rookies with 10 sacks on the season.

----- 2019 ROOKIE SACK LEADERS -----

Rank	Player	Team	SACKS
1.	Josh Allen	Jaguars	10.5
2.	Maxx Crosby	Raiders	10.0
3.	Nick Bosa	49ers	9.0
4.	Brian Burns	Panthers	7.5
5.	Montez Sweat	Redskins	7.0
6.	Chase Winovich	Patriots	5.5
7.	Ed Oliver	Bills	5.0
8t.	Clelin Ferrell	Raiders	4.5
8t.	Oshane Ximines	Giants	4.5
10t.	Sam Eguavoen	Dolphins	3.5
10t.	Dre'Mont Jones	Broncos	3.5

AFC SPECIAL TEAMS PLAYER OF THE WEEK

After posting another seven sacks on defense in 2020, **DE Maxx Crosby** made his mark on the special teams unit, earning Special Teams Player of the Week honors for the first time in his career after blocking two kicks in the team's season finale.

● Recorded two blocked FGs.

o With nine seconds remaining in the contest and leading by just one point, Crosby blocked what would have been a game-winning 63-yard FG attempt by Denver Broncos K Brandon McManus.

o His two blocked kicks were the most in the NFL in Week 17.

o Two blocked FGs were tied for the most in a game this season.

● Crosby is one of two players to record two blocked kicks in a single game this season.

o His two blocked kicks mark just the 14th time since at least 2000 that a player has recorded two in a single game.

o His two blocked kicks are tied for the most by a player in a single game since at least 2000.

● It marks just the second time since 2015 that a player has blocked two kicks in a single game.

o Is the second Raiders player since at least 2000 to record two blocked kicks in a single game, joining Richard Seymour (2011).



AFC DEFENSIVE PLAYER OF THE WEEK

Crosby earns his second career AFC Defensive Player of the Week Award in Week 1 of 2021 after posting the stats below:

Stat line: Recorded six tackles (four solo), including two for loss, and two sacks.

● Registered two sacks

o His two sacks tied for second-most in the NFL in Week 1.

o His two sacks tied for first in the AFC in Week 1.

o His two sacks tied for the second-most in a single-game in his career.

o Became just the third Raiders player since 2000 to record at least two sacks in a season opener.

● Recorded six total tackles

o His six total tackles tied for first in the NFL amongst defensive ends in Week 1.

o His six total tackles rank first in the AFC amongst defensive ends in Week 1.

● Recorded two tackles for loss

o His two tackles for loss tied for fourth-most in the NFL in Week 1.

o His two tackles for loss tied for second-most in the AFC in Week 1.

Crosby earned his first award as a rookie in 2019 after setting a Raiders rookie record in Week 11 with four sacks in the contest against the Cincinnati Bengals. He became the second rookie player in franchise history (Phillip Buchanon - 2002) to earn AFC Defensive Player of the Week Honors and the first Raider to win the award since 2016.

Stat line: Posted five tackles (four solo), including three for loss, four sacks and one forced fumble.

● Recorded four sacks.

o Crosby's four sacks in Week 11 were tied for second-most by a rookie in NFL history.

o Crosby is just the fourth rookie in NFL history to record four sacks in a game and the first to do so since Brian Orakpo in 2009.

● Crosby recorded three sacks in the fourth quarter in Week 11.

4TH-ROUND GEM

Crosby became just the fourth player in franchise history who was drafted by the club in the fourth round or later to record double-digit sacks in a single season, joining Greg Townsend, Rod Martin and Rod Coleman. Shown below are players in 2019 who have been drafted in the fourth round or later and their respective sacks last season.

----- 2019 SACK LEADERS ----- DRAFTED IN 4TH ROUND OR LATER

Rank	Player	Team	Sacks
1.	Za'Darius Smith	Packers	13.5
2.	Maxx Crosby	Raiders	10.0
3.	Matt Judon	Ravens	9.5
4.	Matthew Loannidis	Redskins	8.5
5.	Everson Griffen	Vikings	8.0

4TH QUARTER SACKS

Crosby turned it on in the fourth quarter during his rookie campaign, finishing with the second-most sacks in the NFL during the final frame of play amongst his rookie peers.

----- 4TH QUARTER SACKS BY ROOKIES -----

Rank	Player	Team	Sacks
1.	Brian Burns	Panthers	5.0
2.	Maxx Crosby	Raiders	4.0
3.	Clelin Ferrell	Raiders	3.0
4.	Josh Allen	Jaguars	2.5
5t.	Oshane Ximines	Giants	2.0
5t.	Chase Winovich	Patriots	2.0
5t.	Nick Bosa	49ers	2.0

JOSH JACOBS



With the 24th overall selection in the 2019 NFL Draft, the Raiders selected **RB Josh Jacobs** to be their bell-cow back out of the University of Alabama. Jacobs made his rookie debut on Monday Night Football at home against the Denver Broncos. With 23 carries for 85 yards and two rushing scores, while adding one reception for 28 yards, Jacobs became the first player since

RB LaDainian Tomlinson (2001) to tally two rushing TDs and 100 yards from scrimmage in his rookie debut. Jacobs also became the first player in franchise history to score two rushing TDs in his NFL debut. Since then, Jacobs took the NFL by storm, becoming the first rookie in franchise history to earn two NFL Offensive Rookie of the Month honors (October and November), while racking up five 100-yard performances and also breaking RB Marcus Allen's franchise rookie rushing record set in 1982 for total rushing yards and 100-yard contests. Jacobs also became the 21st player in NFL history with 1,000 rushing yards through his first 12 career contests. In Week 1 of 2020, he picked up right where he left off as a rookie, becoming the first player in Raiders history to score three times on the ground in a season opener. Jacobs finished 2020 appearing in a career-high 15 games and setting career highs in rush attempts (273) and touchdowns (12). His 12 scores on the ground tied for third-most in Raiders single-season history.

----- JOSH JACOBS' STATS -----

Year	Team	GP	GS	Att.	Yds.	Avg.	Lg.	TD
2019	Oakland	13	13	242	1,150	4.8	51	7
2020	Las Vegas	15	15	273	1,065	3.9	28t	12
2021	Las Vegas	1	1	10	34	3.4	15t	2
Totals		29	29	525	2,249	4.3	51	21

2020 NFL RUSHING LEADERS

RB Josh Jacobs rushed for 93 yards on the ground in Week 1 against the Carolina Panthers on 25 carries and added three TDs. He became the first player in Raiders history to record three rushing TDs in a Week one contest. Additionally, Jacobs became just the second player in NFL history to notch at least two rushing TDs in Week 1 of his first and second year in the NFL. Jacobs finished ranked eighth in the NFL in rushing yards in 2020 and tied for fourth in rushing touchdowns.

----- 2020 RUSHING LEADERS -----

Rank	Player	Team	Rushing Yards
1.	Derrick Henry	Titans	2,027
2.	Dalvin Cook	Vikings	1,557
3.	Jonathan Taylor	Colts	1,169
4.	Aaron Jones	Packers	1,104
5t.	James Robinson	Jaguars	1,070
5t.	David Montgomery	Bears	1,070
7.	Nick Chubb	Browns	1,067
8.	Josh Jacobs	Raiders	1,065
9.	Lamar Jackson	Ravens	1,005
10.	Melvin Gordon	Broncos	986

----- 2020 RUSHING TOUCHDOWN LEADERS -----

Rank	Player	Team	Rushing TDs
1.	Derrick Henry	Titans	17
2t.	Dalvin Cook	Vikings	16
2t.	Alvin Kamara	Saints	16
4t.	Josh Jacobs	Raiders	12
4t.	Cam Newton	Patriots	12
4t.	Nick Chubb	Browns	12
7t.	Kyler Murray	Cardinals	11
7t.	Antonio Gibson	Washington	11
7t.	Jonathan Taylor	Colts	11

100-YARD GAMES

Just 29 games into **RB Josh Jacobs** career he has tallied seven contests with at least 100 yards on the ground. As a rookie in 2019, Jacobs recorded the most 100-yard contests (five) by a first-year player in franchise history and set the rookie rushing record previously held by Marcus Allen. A look below highlights each of Jacob's 100-yard performances.

----- JACOB'S 100-YARD RUSHING GAMES -----

Date	Opp.	Yards	Carries	Avg.	TDs	Result
11/01/20	Cle.	129	31	4.2	0	W, 16-6
10/20/10	at GB	124	21	5.9	0	L, 24-42
10/06/19	Chi. (Lon.)	123	26	4.7	2	W, 24-21
11/03/19	Det.	120	28	4.3	2	W, 31-24
11/17/19	Cin.	112	23	4.9	0	W, 17-10
11/15/20	Den.	112	21	5.3	2	W, 37-12
12/01/19	at KC	104	17	6.1	0	L, 9-40

CARRYING THE LOAD

In Week 8 against the Cleveland Browns in 2020, **RB Josh Jacobs** carried the a career-high 31 times for a career-high 128 yards in the 16-6 victory. It marked the first time since Dec. 16, 2012 (Darren McFadden) that a Raiders running back recorded at least 30 rushing attempts in a single game, as his 31 carries are also tied for the second-most by a running back this year with Tennessee Titans RB Derrick Henry. A look below shows where Jacobs' 31 carries rank in Raiders history.

--- MOST SINGLE-GAME CARRIES IN FRANCHISE HISTORY ---

Rank	Player	Year	Carries
1.	Mark van Eeghen	1977	36
2t.	Marcus Allen	1987	33
2t.	Justin Fargas	2007	33
4.	Tyrone Wheatley	2003	32
5t.	Josh Jacobs	2020	31
5t.	Clem Daniels	1963	31
5t.	Marcus Allen	1985	31
5t.	Mark van Eeghen	1977	31
5t.	Napoleon Kaufman	1998	31

--- MOST SINGLE-GAME CARRIES IN 2020 ---

Rank	Player (Week)	Team	Carries
1.	Derrick Henry (17)	Titans	34
2t.	Dalvin Cook (13)	Vikings	32
2t.	David Montgomery (15)	Bears	32
4t.	Josh Jacobs (8)	Raiders	31
4t.	Derrick Henry (1)	Titans	31
6t.	Dalvin Cook (8)	Vikings	30
6t.	Jonathan Taylor (17)	Colts	30
6t.	Dalvin Cook (10)	Vikings	30
9.	Cam Akers (14)	Rams	29
10.	Derrick Henry (11)	Titans	28
11t.	Dalvin Cook (2)	Vikings	27
11t.	Josh Jacobs (2)	Raiders	27
11t.	Derrick Henry (12)	Titans	27
11t.	Dalvin Cook (11)	Vikings	27

--- MOST CARRIES IN 2020 ---

Rank	Player	Team	Carries
1.	Derrick Henry	Titans	378
2.	Dalvin Cook	Vikings	312
3.	Josh Jacobs	Raiders	273
4.	David Montgomery	Bears	247
5.	Ezekiel Elliot	Cowboys	244
6.	James Robinson	Jaguars	240
7.	Kenyan Drake	Cardinals	239
8.	Jonathan Taylor	Colts	232
9.	Melvin Gordon	Broncos	215
10.	Aaron Jones	Packers	201

RUSHING YARDS PER GAME

RB Josh Jacobs finished his rookie year averaging 88.5 rushing yards per game, the 20th-best average by a rookie since the 1970 AFL-NFL Merger and third-best average by all running backs in 2019. In 2020, Jacobs posted an average of 71.0 rushing yards per game and ranked 10th in the NFL and sixth in the AFC.

----- 2020 RUSHING YARDS PER GAME -----

Rank	Player	Team	Rush Yds/G
1.	Derrick Henry	Titans	126.7
2.	Dalvin Cook	Vikings	111.2
3.	Nick Chubb	Browns	88.9
4.	Aaron Jones	Packers	78.9
5.	Jonathan Taylor	Colts	77.9
6.	James Robinson	Jaguars	76.4
7.	Miles Sanders	Eagles	72.3
8t.	David Montgomery	Bears	71.3
8t.	Joe Mixon	Bengals	71.3
10.	Josh Jacobs	Raiders	71.0

----- 2019 RUSHING YARDS PER GAME -----

Rank	Player	Team	Rush Yds/G
1.	Derrick Henry	Titans	102.7
2.	Nick Chubb	Browns	93.4
3.	Josh Jacobs	Raiders	88.5
4.	Christian McCaffrey	Panthers	86.7
5.	Ezekiel Elliott	Cowboys	84.8

RAIDERS RUSHING LEADER

In Week 9 against the Los Angeles Chargers, RB Josh Jacobs surpassed Marcus Allen for most rushing yards in franchise history by a player in his first two seasons. Jacobs is the only player in franchise history to rush for 1,000 yards in each of his first two seasons.

----- Most Rushing Yards In First Three Seasons (Raiders) -----

Rank	Player	Years	Yards
1.	Marcus Allen	1982-84	2,879
2.	Napoleon Kaufman	1995-97	2,658
3.	Josh Jacobs	2019-21	2,249
4.	Bo Jackson	1987-89	2,084
5.	Darren McFadden	2008-10	2,013

Jacobs also recorded 21 rushing touchdowns just 29 games into his NFL career, a mark that ranks second in franchise history through a players first three seasons with the team, trailing only Marcus Allen's 33 touchdown runs posted between 1982 and 1984.

YARDS AFTER CONTACT

A look below details just how Jacobs performed after first contact in 2020.

----- 2020 YARDS AFTER CONTACT LEADERS -----

Rank	Player	Team	YAC
1.	Derrick Henry	Titans	1,073
2.	Dalvin Cook	Vikings	756
3.	James Robinson	Jaguars	615
4.	Aaron Jones	Packers	592
5.	David Montgomery	Bears	590
6.	Ronald Jones	Buccaneers	584
7.	Josh Jacobs	Raiders	540
8.	Ezekiel Elliott	Cowboys	521
9.	Nick Chubb	Browns	511
10.	Jonathan Taylor	Colts	479



2020 PFF

RB Josh Jacobs was praised for his performance as a rookie by many last season, Pro Football Focus included. He earned the second-best rushing grade in 2019 and forced more missed tackles than anyone in the National Football league in just his first year. While battling injuries in 2020, Jacobs has yet again been one of the best at forcing missed tackles.

----- 2020 PFF MISSED TACKLES FORCED -----

Rank	Player	Team	MTFs
1.	Derrick Henry	Seahawks	78
2.	Dalvin Cook	Vikings	72
3t.	Nick Chubb	Browns	56
3t.	David Montgomery	Titans	56
5.	Josh Jacobs	Raiders	52
6.	Melvin Gordon	Broncos	51
7.	Ezekiel Elliott	Cowboys	44
8t.	Jonathan Taylor	Colts	43
8t.	Mike Davis	Panthers	43

Since 2006, only Marshawn Lynch in 2013 (76) and 2014 (91) forced more missed tackles on runs than Josh Jacobs' 70 during his rookie season. In Week 1 of 2020, Jacobs led the NFL with 12 forced missed tackles as a rusher and receiver (10, 2).

ROOKIE RECORD HOLDER

Just eight games into his rookie campaign, **RB Josh Jacobs** etched himself among the many Raiders greats, surpassing Marcus Allen's 37-year-old franchise record for rushing yards in a single season by a rookie. A look below is where Jacobs stands.

----- RAIDERS ROOKIE SINGLE-SEASON MARKS -----

Rank	Player	Year	Rushing Yards
1.	Josh Jacobs	2019	1,150
1.	Marcus Allen	1982	697
2.	Arthur Whittington	1978	661
4.	Greg Robinson	1993	591
5.	Bo Jackson	1987	554

**Jacobs also broke a tie with Marcus Allen for the most 100-yard rushing games as a rookie in club history with his fourth in Week 11.*

ALL-TIME SINGLE SEASON LEADERS

In Week 13 of 2019, **RB Josh Jacobs** has become just the 12th player in Raiders lore to rush for 1,000 yards in a single season and did so in just his 12th career contest. He is one of four players in franchise history to accomplish the feat through the first 12 games of a season. Jacobs is also the only rookie in franchise history to cross 1,000 yards in a single season. Jacobs crossed the 1,000-yard mark in 2020 and became just the third player in club history to record multiple seasons with 1,000 rushing yards. Jacobs is just the 33rd player in NFL history and first in club history to begin his career with back-to-back 1,000 yard campaigns. A look below shows where he ranks in Raiders history.

----- RAIDERS SINGLE-SEASON RUSHING LEADERS -----

Rank	Player	Year	Rushing Yards
1.	Marcus Allen	1985	1,759
2.	Napoleon Kaufman	1997	1,294
3.	Mark van Eeghen	1977	1,273
4.	Marcus Allen	1984	1,168
5.	Darren McFadden	2010	1,157
6.	Josh Jacobs	2019	1,150
7.	Harvey Williams	1995	1,114
8.	Marv Hubbard	1972	1,100
9.	Clem Daniels	1963	1,099
10.	Mark van Eeghen	1978	1,080
11.	Latavius Murray	2015	1,066
12.	Josh Jacobs	2020	1,065
12.	Tyrone Wheatley	2000	1,046
13.	LaMont Jordan	2005	1,025
14.	Marcus Allen	1983	1,014
15.	Mark van Eeghen	1976	1,012



2019 NFL RUSHING LEADERS

RB Josh Jacobs rushed for 1,150 yards in just his first 13 contests as a rookie, good for eighth-most in the NFL. In Week 11, Jacobs became the 12th player in NFL history with at least 900 yards (923) through a player's first 10 career games. Jacobs crossed the 1,000-yard barrier in Week 13, marking the 16th time in club history a player has rushed for 1,000 yards. Below shows a closer look at rushing leaders across the league.

----- 2019 NFL RUSHING LEADERS -----

Rank	Player	Team	Rushing Yards
1.	Derrick Henry	Titans	1,540
2.	Nick Chubb	Browns	1,494
3.	Christian McCaffrey	Panthers	1,387
4.	Ezekiel Elliott	Cowboys	1,357
5.	Chris Carson	Seahawks	1,230
6.	Lamar Jackson	Ravens	1,206
7.	Leonard Fournette	Jaguars	1,152
8.	Josh Jacobs	Raiders	1,150
9.	Joe Mixon	Bengals	1,137
10.	Dalvin Cook	Vikings	1,135

**Jacobs' 1,150 yards on the ground rank first in franchise history among all rookie rushers, topping Marcus Allen's previous record of 697 yards set in 1982.*

RAIDERS DEBUT

RB Josh Jacobs' 85 yards on the ground in Week 1 of 2019 ranks third in franchise history among all rookies in their NFL debut.

----- MOST RUSHING YARDS IN RAIDERS DEBUT -----

Year	Player	Yards	TDs
1982	Marcus Allen	116	1
1965	Roger Hagberg	87	0
2019	Josh Jacobs	85	2
2016	Jalen Richard	84	1

**Jacobs also became the first Raiders player since 1972 to score multiple TDs in his NFL debut.*

ELITE FIRST 13

RB Josh Jacobs ranks among NFL history's elite when it comes to rushing yards as a 21-year-old. Shown below is the Top-5 season performances by a player 21-or-younger in their first 13 career games.

Rank	Player	Year	Yards
1.	Ezekiel Elliott	Cowboys	1,392
2.	Edgerrin James	Colts	1,311
3.	Barry Sanders	Lions	1,208
4.	Josh Jacobs	Raiders	1,150
5.	Saquon Barkley	Giants	1,124

2019 PFF's BEST

----- 2019 PFF RUNNING BACK GRADES -----

Rank	Player	Team	Grade
1.	Nick Chubb	Browns	90.3
2.	Josh Jacobs	Raiders	86.9
3.	Dalvin Cook	Vikings	83.5
4.	Ezekiel Elliott	Cowboys	83.1
5.	Aaron Jones	Packers	81.3

----- 2019 PFF MISSED TACKLES FORCED-----

Rank	Player	Team	MTFs
1.	Josh Jacobs	Raiders	70
2t.	Nick Chubb	Browns	68
2t.	Chris Carson	Seahawks	63
4.	Derrick Henry	Titans	62
5.	Joe Mixon	Bengals	53

NFL OFFENSIVE ROOKIE OF THE MONTH

After a strong start to his rookie campaign in 2019, **RB Josh Jacobs** owned the month of October and became the first rookie in franchise history to be named NFL Offensive Rookie of the Month, joining **CB Charles Woodson** (1998) as the only other rookie in club history to earn the honor on either side of the ball. Take a look at some of his stats from the month of October below.

Stat line: Rushed 62 times for 313 yards and two rushing touchdowns, adding eight receptions for 45 yards in just three games during the month of October.

● **Two 100-yard rushing contests.**

○ Tied for first in the NFL among all players during the month of October.

○ First in the NFL among rookies during the month of October.

● **Most rushing yards (123) by a rookie running back in the 27 NFL games played in London since 2007.**

● **Averaged 104.3 rushing yards per game in October.**

○ Ranked fourth in the NFL during the month of October.

○ Ranked third in the AFC during the month of October.

○ Ranked first among all rookies during the month of October.

● **313 rushing yards in October.**

○ Ranked seventh in the NFL during the month of October.

○ Ranked fourth in the AFC during the month of October.

○ Ranked first among all rookies during the month of October.

○ Most rushing yards by a Raiders rookie during the month of October in franchise history (and did so in just three contests).

● **Averaged 5.05 yards per carry in the month of October.**

○ Ranked first in the NFL among all players with at least 60 carries during the month of October.

2x NFL ROOKIE OF THE MONTH

RB Josh Jacobs continued to roll in the month of November in 2019 and tacked on his second consecutive NFL Offensive Rookie of the Month Award, becoming the first Raider in club history with two Rookie of the Month honors. Jacobs is the first rookie in the NFL to win the award in consecutive months since Odell Beckham Jr. did so in November and December of 2014.

Stat line: Rushed 94 times for 441 yards and three rushing touchdowns, adding seven receptions for 44 yards from Weeks 9-13.

● **Three 100-yard rushing contests.**

○ Ranked tied for first in the NFL among all players.

○ Ranked first in the NFL among rookies.

● **Four 100-yard scrimmage contests.**

○ Ranked second in the NFL among all players.

○ Ranked first in the AFC among all players.

○ Ranked first in the NFL among all rookies.

● **Rushed for three touchdowns.**

○ Ranked tied for fifth in the NFL among all players.

○ Ranked first in the NFL among all rookies.

● **Averaged 88.2 rushing yards per game.**

○ Ranked fourth in the NFL among all players.

○ Ranked first in the NFL among rookies.

● **441 rushing yards.**

○ Ranked second in the NFL among all players.

○ Ranked first in the NFL among all rookies.

○ And in doing so, became just the 12th player in club history with 1,000 yards in a season

○ First rookie to ever do so.

○ Fourth player in team history to do so in the first 12 games of a season.

○ Led all rookies with 1,061 rushing yards and ranked fourth in the NFL overall.

2019 ROOKIE LEADER

RB Josh Jacobs paced all rookies in the league in every major rushing category in 2019. Those stats are highlighted below.

----- RUSHING TDs AMONG NFL ROOKIES -----

Rk.	Player	Rush TDs
1.	Josh Jacobs (Oak.)	7
2.	David Montgomery (Chi.)	6
3.	Two Tied	4

----- RUSHING YARDS AMONG NFL ROOKIES -----

Rk.	Player	Rush Yards
1.	Josh Jacobs (Oak.)	1,150
2.	David Montgomery (Chi.)	889
3.	Miles Sanders (Phi.)	818

----- RUSHING YARDS/GAME AMONG NFL ROOKIES -----

Rk.	Player	Yards/Game
1.	Josh Jacobs (Oak.)	88.5
2.	Devin Singletary (Buf.)	64.6
3.	David Montgomery (Chi.)	55.6

----- YARDS AFTER CONTACT AMONG NFL ROOKIES -----

Rk.	Player	Rush YAC
1.	Josh Jacobs (Oak.)	686
2.	David Montgomery (Chi.)	399
3.	Devin Singletary (Buf.)	365

----- RUSHING 1ST DOWNS AMONG NFL ROOKIES -----

Rk.	Player	1st Downs
1.	Josh Jacobs (Oak.)	53
2.	David Montgomery (Chi.)	50
3.	Devin Singletary (Buf.)	37

ROOKIE TOP SINGLE GAMES

In Week 9 of 2019, **RB Josh Jacobs** recorded his third game with at least 120 yards on the ground, marking a new franchise record by a rookie running back and breaking Marcus Allen's previous record of two such games. A look below shows some of Jacobs' top rushing performances in 2019 and where they rank in Raiders lore.

----- RAIDERS ROOKIE SINGLE-GAME MARKS -----

Rank	Player	Year	Rushing Yards
1.	Bo Jackson	1987	221
2.	Darren McFadden	2008	164
3.	Marcus Allen	1982	156
4.	Arthur Washington	1978	134
5.	Marcus Allen	1982	126
6.	Josh Jacobs	2019 (Week 7)	124
7.	Josh Jacobs	2019 (Week 5)	123
8.	Josh Jacobs	2019 (Week 9)	120
9.	Marcus Allen	1982	116
10.	Josh Jacobs	2019 (Week 11)	112
11.	Josh Jacobs	2019 (Week 13)	104
12t.	Josh Jacobs	2019 (Week 2)	99
12t.	DeAndre Washington	2016	99

*Jacobs is the first running back with at least three games of multi-ple rush touchdowns in his first season since Ezekiel Elliott had five in 2016.

DARREN WALLER



In 2018, **TE Darren Waller** was signed by the Raiders off of the Baltimore Ravens' practice squad. In 2019, Waller led the team in receptions and receiving yards. Waller's receptions (90), receiving yards (1,145), receiving touchdowns (three) and first-down receptions (53) all led the team. Waller broke the club record and led the NFL among his position group with five 100-yard contests. In one of the most historic receiving campaigns in franchise history, Waller earned his first Pro Bowl selection after leading the team in all major receiving categories and setting a new club record with 107 receptions, topping Tim Brown's previous mark of 104 catches in 1997. Waller also posted career highs in receiving yards (1,196) and touchdown receptions (nine). He also tied his own record set in 2019 with five games of at least 100 receiving yards. Waller finished the campaign rattling off three straight games with over 100 receiving yards, becoming only the third Raider to accomplish the feat since the merger: Hall of Famer Tim Brown in 1999, Cliff Branch in 1974 and 1976.

83

----- DARREN WALLER'S CAREER STATISTICS -----

Year	Team	GP	GS	Rec.	Yds.	Avg.	Lg.	TD
2015	Bal.	6	1	2	18	9.0	17	0
2016	Bal.	12	3	10	85	8.5	15	2
2017	Bal.	(Reserve/Suspended List)						
2018	Oak.	4	0	6	75	12.5	44	0
2019	Oak.	16	16	90	1,145	12.7	75	3
2020	LV	16	15	107	1,196	11.2	38t	9
2021	LV	3	3	20	224	11.2	25	1
Totals		57	38	235	2,743	11.7	75	15

ALL-TIME RECEPTIONS

In 2020, **TE Darren Waller** recorded a franchise-record 107 receptions, breaking Hall of Famer WR Tim Brown's previous mark of 104 receptions set during the 1997 campaign. Waller finished fourth in the NFL and first among all tight ends.

----- MOST RECEPTIONS BY A PLAYER IN CLUB HISTORY -----

Rank	Player	Year	Receptions
1.	Darren Waller	2020	107
2.	Tim Brown	1997	104
3.	Todd Christensen	1986	95
4t.	Jerry Rice	2002	92
4t.	Todd Christensen	1983	92
6t.	Tom Brown	2001	91
6t.	Charlie Garner	2002	91
8t.	Darren Waller	2019	90
8t.	Tim Brown	1999	90
8t.	Tim Brown	1996	90

Waller became just the sixth tight end in NFL history to record 100 receptions in a single season.

----- TIGHT ENDS WITH 100 RECEPTIONS IN A SEASON ----- (NFL HISTORY)

Rank	Player	Year	Receptions
1.	Zach Ertz (Phi.)	2018	116
2.	Jason Witten (Dal.)	2012	110
3.	Darren Waller (LV)	2020	107
4.	Travis Kelce (KC)	2020	105
5.	Travis Kelce (KC)	2018	103
6.	Tony Gonzalez (KC)	2004	102
7.	Dallas Clark (Ind.)	2009	100

2020 NFL RECEIVING LEADERS

Waller finished 2020 with a career-high and franchise-record 107 receptions on the year, tallying double-digit receptions in two contests, including 13 contests with at least five receptions. His 13 such contests in a single season mark a new franchise record and tied for second-most in the NFL this season.

--- RECEPTION LEADERS IN 2020 ---

Rank	Player	Team	Receptions	Targets
1.	Stefon Diggs	Buffalo	127	166
2t.	DeAndre Hopkins	Arizona	115	160
2t.	Davante Adams	Green Bay	115	149
4.	Darren Waller	Las Vegas	107	145
5.	Travis Kelce	Kansas City	105	145
6.	Allen Robinson	Chicago	105	151
7t.	Keenan Allen	L.A. Chargers	100	147
7t.	Tyler Lockett	Seattle	100	132
9.	JuJu Smith-Schuster	Pittsburgh	97	136
10.	Robby Anderson	Carolina	95	124



200 YARD CLUB

In Week 13 of 2020 against the New York Jets, **TE Darren Waller** became just the fourth Raider and first tight end to log 200 receiving yards in a contest. The single-game all-time leaders in franchise lore are shown below.

----- MOST RECEIVING YARDS BY A TE IN CLUB HISTORY -----

Rank	Player	Year	Receptions	Yards
1.	Art Powell	1963	10	247
2.	Amari Cooper	2016	11	210
3.	Art Powell	1965	11	206
4.	Darren Waller	2020	13	200
5.	Warren Wells	1970	7	198
6.	Jessie Hester	1986	4	193
7.	Tim Brown	1999	11	190
8.	Tim Brown	1993	10	183
9.	Art Powell	1963	7	181
10.	Jared Cook	2018	9	180

TOUCHDOWN RECEPTIONS

In 2020, **TE Darren Waller** became just the fifth Raiders tight end in club history to log at least nine touchdown receptions and the first to do so since Rickey Dudley in 1999. Waller finished third in 2020 among tight ends with nine scores.

----- MOST TD RECEPTIONS IN CLUB HISTORY (TEs) -----

Rank	Player	Year	TD Receptions
1.	Todd Christensen	1983	12
2t.	Dave Casper	1976	10
2t.	Billy Cannon	1967	10
4t.	Darren Waller	2020	9
4t.	Dave Casper	1978	9
4t.	Rickey Dudley	1999	9
7t.	Raymond Chester	1979	8
7t.	Todd Christensen	1986	8
7t.	Raymond Chester	1972	8

----- MOST TD RECEPTIONS IN 2020 -----

Rank	Player	Team	TD Receptions
1.	Davante Adams	Green Bay	18
2.	Tyreek Hill	Kansas City	15
3.	Adam Thielen	Minnesota	14
4.	Mike Evans	Tampa Bay	13
5t.	A.J. Brown	Tennessee	11
5t.	Travis Kelce	Kansas City	11
5t.	Robert Tonyan	Green Bay	11
8t.	Tyler Lockett	Seattle	10
8t.	DK Metcalf	Seattle	10
10t.	Darren Waller	Las Vegas	9

200 YARDS AND TWO TDs

In Week 13 of 2020, **TE Darren Waller** logged one of the greatest performances from a tight end in NFL history, tallying 13 receptions for 200 yards and two touchdowns. He set a franchise record for most receiving yards by a tight end and became just the third player in club lore to record at least 200 receiving yards in a game. More accolades from his career day are shown below.

----- 200 Receiving Yards and Two TDs (NFL HISTORY, TEs) -----

Player	Team	Years
Jackie Smith	St. Louis Cardinals	1963
Rich Caster	New York Jets	1972
Shannon Sharpe	Denver Broncos	2002
Darren Waller	Las Vegas Raiders	2020

----- 10 Rec., 150 Rec. Yards & 2 TDs, (NFL History, TEs) -----

Player	Team	Years
Shannon Sharpe	Denver Broncos	1996 & 2002
Travis Kelce	Kansas City Chiefs	2018
Kellen Winslow	San Diego Chargers	1983
Todd Christensen	Los Angeles Raiders	1983
Darren Waller	Las Vegas Raiders	2020

----- 10 Receptions, 150 Receiving Yards & 2 TDs (Raiders) -----

Player	Years	Games
Art Powell	1963, 1965	2
Tim Brown	1993	1
Todd Christensen	1983	1
Amari Cooper	2017	1
Darren Waller	2020	1

WALLER'S RECEPTIONS

In Week 13 of 2020 against the New York Jets, **TE Darren Waller** shined and hauled in a career-high 13 passes in the contest, the second-most among NFL tight ends last season.

--- SINGLE-GAME RECEPTIONS IN 2020 ---

Rank	Player	Opponent	Week	Receptions
1.	Keenan Allen (LAC)	N.Y. Jets	11	16
2t.	George Kittle (SF)	Philadelphia	4	15
2t.	Tyler Lockett (Sea.)	Arizona	7	15
4t.	DeAndre Hopkins (Ari.)	San Francisco	1	14
4t.	Davante Adams (GB)	Indianapolis	1	14
6t.	Darren Waller (LV)	N.Y. Jets	13	13
6t.	Tyreek Hill (KC)	Tampa Bay	12	13
6t.	Keenan Allen (LAC)	Carolina	3	13
6t.	Alvin Kamara (NO)	Green Bay	3	13
6t.	Davante Adams (GB)	Houston	7	13
6t.	Logan Thomas (Was.)	Seattle	15	13
12t.	Darren Waller (LV)	New Orleans	2	12
12t.	Emmanuel Sanders (Den.)	L.A. Chargers	5	12
12t.	Jakobi Meyers (NE)	N.Y. Jets	9	12
12t.	Amari Cooper (Dal.)	Cleveland	4	12
12t.	DK Metcalf (Sea.)	San Francisco	8	12
12t.	Diontae Johnson (Pit.)	Jacksonville	11	12
12t.	Robert Woods (LAR)	Tampa Bay	11	12
12t.	Tyler Lockett (Sea.)	San Francisco	17	12

***Waller's 12 receptions on Monday Night Football in Week 2 rank second-most in NFL history in the primetime slot among all tight ends, trailing only TE Jason Witten.

WALL TO WALL

Since the beginning of the 2019 campaign, **TE Darren Waller** has been one of the most productive tight ends in the National Football League. Waller ranked in the Top-2 in both receptions and receiving yards among all tight ends.

----- MOST RECEPTIONS SINCE 2019 (AMONG TEs) -----

Rank	Player	Team	Receptions
1.	Travis Kelce	Kansas City	222
2.	Darren Waller	Las Vegas	217
3.	George Kittle	San Francisco	148
4.	Mark Andrews	Baltimore	135
5.	Austin Hooper	Cleveland	131

----- MOST RECEIVING YARDS SINCE 2019 (AMONG TEs) -----

Rank	Player	Team	Rec. Yards
1.	Travis Kelce	Kansas City	2,934
2.	Darren Waller	Las Vegas	2,565
3.	George Kittle	San Francisco	1,874
4.	Mark Andrews	Baltimore	1,739
5.	Mike Gesicki	Miami	1,400

STOCK'S UP ON WALL STREET

In 2019, **TE Darren Waller** became the second tight end in franchise history to record 1,000 receiving yards in a single season. In 2020, he became just the first tight end in club lore to record 90 receptions and 1,000 receiving yards in consecutive seasons.

----- MOST RECEIVING YARDS BY A TE IN CLUB HISTORY -----

Rank	Player	Year	Receptions	Yards
1.	Todd Christensen	1983	92	1,247
2.	Darren Waller	2020	107	1,196
3.	Todd Christensen	1986	95	1,153
4.	Darren Waller	2019	90	1,145
5.	Todd Christensen	1984	80	1,007
6.	Todd Christensen	1985	82	987
7.	Jared Cook	2018	68	896
8.	Dave Casper	1978	62	852
9.	Brandon Myers	2012	79	806
10.	Zach Miller	2009	66	805

ALL-TIME SINGLE-GAMES

In Week 13 of 2020 against the New York Jets, **TE Darren Waller** recorded 13 receptions in his career day. Shown below are the all-time leaders in franchise history for most receptions in a single game.

----- MOST RECEIVING YARDS BY A TE IN CLUB HISTORY -----

Rank	Player	Year	Receptions	Yards
1.	Art Powell	1963	10	247
2.	Amari Cooper	2017	11	210
3.	Art Powell	1965	11	206
4.	Darren Waller	2020	13	200
5.	Warren Wells	1970	7	198
6.	Jessie Hester	1986	4	193
7.	Tim Brown	1999	11	190
8.	Tim Brown	1993	10	183
9.	Art Powell	1963	7	181
10.	Jared Cook	2018	9	180

----- MOST RECEPTIONS BY A PLAYER IN CLUB HISTORY -----

Rank	Player	Year	Receptions
1t.	Tim Brown	1997	14
1t.	Brandon Myers	2012	14
3t.	Darren Waller	2020	13
3t.	Darren Waller	2019	13
3t.	Darren McFadden	2012	13
7t.	Darren Waller	2020	12
7t.	Dave Casper	1976	12
7t.	Amari Cooper	2016	12
7t.	Tim Brown	1995	12

12-PLUS CATCH CONTESTS

TE Darren Waller tied Tim Brown for the most games with at least 12 receptions in franchise history.

----- Most Games With 12-Plus Receptions -----

Rank	Player	Games
1t.	Darren Waller	3
1t.	Tim Brown	3
3t.	Dave Casper	1
3t.	Amari Cooper	1
3t.	Darren McFadden	1
3t.	Brandon Myers	1



YANNICK NGAKOUÉ



Defensive end enters his first season with the Silver and Black after compiling 45.5 sacks over his first five seasons in the NFL with the Jacksonville Jaguars (2016-19), Minnesota Vikings (2020) and Baltimore Ravens (2020)...Since sacks became an official stat in 1982, is just one of four players to begin his career with five consecutive eight-plus sack seasons...Ranks tied for fourth in the NFL with 18 forced fumbles since 2016...Ranks second in Jaguars history with 37.5 career sacks and is tied for first with eight multi-sack contests...In 2020, appeared in 15 contests (six with the Vikings and nine with the Ravens), recording his fifth season with at least eight sacks...Started in all 15 appearances in 2019, totaling a career-best 41 tackles (36 solo), while adding eight sacks, six passes defended, four forced fumbles and one fumble recovery...In 2018, started in all 16 contests for the second consecutive season, logging the second-most sacks of his career (9.5)...Earned his first Pro Bowl nod in 2017 after recording career highs in sacks (12.0), forced fumbles (six) and fumble recoveries (two)...As a rookie in 2016, joined LB Tamba Hali (2006), LB Terrell Suggs (2003), DE Julius Peppers and LB Charles Haley (1986) as the only rookies to log at least eight sacks, four forced fumbles and one INT.

----- YANNICK NGAKOUÉ STATS -----

Year	GP	GS	Total	Solo	Asst.	Sacks	Yds.	INTs	PD	FF
2016	16	15	23	20	3	8.0	45.0	1	2	4
2017	16	16	30	24	6	12.0	85.0	0	0	6
2018	16	16	28	25	3	9.5	62.5	0	1	0
2019	15	15	41	36	5	8.0	56.0	1	6	4
2020	15	8	23	23	0	8.0	43.0	0	1	4
2021	3	3	6	2	4	0.0	0.0	0	1	0
Totals	81	73	151	130	21	45.5	291.5	2	11	18

NFL SACK LEADERS SINCE 2016

Since entering the league, **DE Yannick Ngakoué** has registered at least eight sacks in five consecutive seasons. Below is where he ranks amongst the NFL leaders in sacks since 2016:

----- NFL SACK LEADERS SINCE 2016-----

Rank	Player	Sacks
1.	Aaron Donald (LAR)	67.5
2.	Chandler Jones (Ari.)	66.0
3.	Cameron Jordan (NO)	55.5
4.	Khalil Mack (Chi.)	54.5
5t.	T.J. Watt (Pit.)	52.5
5t.	Danielle Hunter (Min.)	52.5
7.	Von Miller (Den.)	50.0
8.	Joey Bosa (LAC)	49.0
9t.	Myles Garrett (Cle.)	52.5
5t.	Danielle Hunter (Min.)	52.5
7.	Von Miller (Den.)	50.0
8.	Joey Bosa (LAC)	49.0
9t.	Myles Garrett (Cle.)	48.0
9t.	Ryan Kerrigan (Phi.)	48.0
11t.	Jason Pierre-Paul (TB)	46.0
11t.	Frank Clark (KC)	46.0
13.	Yannick Ngakoué (LV)	45.5

FORCED FUMBLES

Since entering the NFL in 2016, DE Yannick Ngakoué ranks tied for fourth in the league with 18 forced fumbles.

----- NFL LEADERS IN FORCED FUMBLES SINCE 2016 ----

Rank.	Player	Sacks
1.	Khalil Mack	20
2t.	T.J. Watt	19
2t.	Chandler Jones	19
4t.	Yannick Ngakoué	18
4t.	Aaron Donald	18

ALL-TIME JAGUAR

DE Yannick Ngakoué owns the second-most career sacks in Jacksonville Jaguars history (2016-19), behind Tony Brackens (55.0). His 37.5 sacks were the most by a Jaguars player through 63 career games. Below is the list of Jaguars' all-time sack leaders:

----- MOST SACKS, FRANCHISE HISTORY-----

Rank	Player	Years	Sacks
1.	Tony Brackens	1996-03	55.0
2.	Yannick Ngakoué	2016-19	37.5
3.	Joel Smeenge	1995-00	34.0
4.	Calais Campbell	2017-19	31.5
5.	John Henderson	2002-09	29.0

----- MOST SACKS, 63 CAREER GAMES OR FEWER, FRANCHISE HISTORY-----

Rank	Player	Years	Sacks
1.	Yannick Ngakoué	2016-19	37.5
2.	Tony Brackens	1996-00	32.0
3.	Bobby McCray	2004-07	22.0

----- MOST SACKS, SINGLE SEASON, FRANCHISE HISTORY-----

Rank.	Player	Sacks
1.	Calais Campbell (2017)	14.5
2t.	Yannick Ngakoué (2017)	12.0
2t.	Tony Brackens (1999)	12.0
4	Tony Brackens (2001)	11.0
5t.	Josh Allen (2019)	10.5
5t.	Calais Campbell (2018)	10.5
5t.	Kevin Hardy (1999)	10.5



HENRY RUGGS III



Selected with the 11th overall pick in the 2020 NFL Draft, the NFL Combine's fastest man, **WR Henry Ruggs III** was brought to Las Vegas to wear the Silver and Black. Clocking a 4.27 40-yard dash at this past year's combine, Ruggs III posted a time that tied for the sixth-fastest ever recorded during the nationally televised event pre-draft process. Ruggs III was a three-year player who appeared in 41 games during his time with Alabama (2017-19). He finished his career ranked third in program history with 24 receiving touchdowns and ranked sixth in Alabama history with an average of 17.5 yards per catch over his career (minimum of 50 receptions). He totaled 98 receptions for 1,716 yards over his three seasons, adding two rush attempts for 75 yards and a score. Over his rookie season in the NFL, Ruggs III appeared in 13 contests and made 12 starts, missing three games due to injury and COVID-19. Ruggs III compiled 26 receptions for 452 yards for an average of 17.4 yards per reception, while hauling in two touchdown passes, both of which were 45-plus yards. His 452 receiving yards ranked fourth on the team in 2020 and also ranked 13th among all rookies in franchise history. His two touchdown receptions of 40-plus yards tied for first among all rookies last season, while ranking tied for second in club history among all rookies. Ruggs III's four receptions of at least 40 yards ranked tied for 10th in the NFL among all players, while his two scores of 40-plus yards ranked tied for sixth.

----- HENRY RUGGS III ROOKIE CAMPAIGN -----

Year	Team	GP	GS	Rec.	Yds.	Avg.	Lg.	TD
2020	LV	13	12	26	452	17.4	72t	2
2021	LV	3	3	11	237	21.5	61t	1
Totals		16	15	37	689	18.6	72t	3

RUN RUGGS RUN

Ruggs III's speed was on full display during his 2020 rookie campaign, as he tied for 10th in the NFL in receptions of at least 40 yards, finishing with four such receptions. Among those four receptions included a 72-yard touchdown reception in Week 5 against the Kansas City Chiefs and a 46-yard walk-off score in Week 13 to defeat the Jets.

----- RECEPTIONS OF 40-PLUS YARDS -----

Rank	Player	Team	Receptions
1t.	DeAndre Hopkins	Arizona	6
1t.	D.J. Moore	Carolina	5
1t.	M. Valdes-Scantling	Green Bay	5
4t.	Stefon Diggs	Buffalo	5
4t.	DK Metcalf	Seattle	5
4t.	Davante Adams	Green Bay	5
4t.	Tyreek Hill	Kansas City	5
4t.	A.J. Brown	Tennessee	5
4t.	Nelson Agholor	Las Vegas	5
10t.	Henry Ruggs III	Las Vegas	4
10t.	Tim Patrick	Denver	4
10t.	Chris Godwin	Tampa Bay	4
10t.	Tyron Johnson	L.A. Chargers	4
10t.	Will Fuller	Houston	4
10t.	Justin Jefferson	Minnesota	4
10t.	Marquise Brown	Baltimore	4
10t.	Jalen Guyton	L.A. Chargers	4
10t.	Richie James	San Francisco	4
10t.	Diontae Johnson	Pittsburgh	4
10t.	Jerry Jeudy	Denver	4

K.J. WRIGHT

Linebacker enters his 11th season after spending his first 10 seasons (2011-20) with the Seattle Seahawks...Originally a fourth-round draft pick (99th overall) by the club in the 2011 NFL Draft... In postseason action, Wright has played in 15 games with 14 starts and tallied 109 tackles (65), two sacks, six tackles for loss, one INT and four passes defended... Since entering the league in 2011, he has registered five 100-plus tackle seasons, including a career-best 132 tackles in 2019...His 934 career tackles rank third-most in Seahawks' history and third-most among all active linebackers in the NFL, while his five seasons of 100-or-more tackles rank as the second-most such seasons in club history...His 54 passes defended since 2011 rank fourth-most among all NFL linebackers during that span.



----- K.J. WRIGHT STATS -----

Year	GP	GS	Total	Solo	Asst.	Sacks	Yds.	INTs	PD	FF
2011	16	12	61	46	15	2.0	9.0	0	3	1
2012	15	15	96	66	30	1.0	13.0	1	5	1
2013	13	13	80	46	34	1.5	4.5	0	4	0
2014	16	16	106	73	33	2.0	8.0	0	4	3
2015	16	16	116	71	45	1.0	11.0	0	3	4
2016	16	16	126	72	54	4.0	7.0	0	5	1
2017	15	15	108	71	37	0.0	0.0	1	6	0
2018	5	5	23	15	8	0.0	0.0	0	3	0
2019	16	16	132	67	65	0.0	0.0	3	11	0
2020	16	16	86	60	26	2.0	8.0	1	10	1
2021	3	0	4	2	2	0.0	0.0	0	0	0
Totals	147	140	938	589	349	13.5	60.5	6	54	11

Honors

- 1x Pro Bowl (2016)
- Super Bowl XLVII Champion

ALL-TIME SEAHAWK

----- SEAHAWKS FRANCHISE-LEADERS IN TACKLES -----

Rank	Player	Tackles
1.	Bobby Wagner	1,211
2.	Eugene Robinson	984
3.	K.J. Wright	934
4.	Keith Butler	813
5.	Joe Nash	779



K DANIEL CARLSON

In his third year with the Silver and Black, **K Daniel Carlson** set the franchise record for most points scored in a single season (144), surpassing Sebastian Janikowski's previous mark of 142 points in 2010. Carlson played in all 16 games and converted on 33-of-35 field goals for a 94.3 field goal percentage to mark a new franchise record, improving upon his own record set during his rookie season and first year with the Raiders in 2018. He also compiled a Player of the Week and Player of the Month Award ranking first in the NFL in points scored (144), fourth in field goals made (33) and sixth in field goal percentage (94.3 percent).

Carlson's rankings in 2020 among all qualifying NFL kickers can be found below:

----- TOTAL FIELD GOALS MADE -----

Rank	Player	Team	FGM
1.	Younghoe Koo	Atlanta	37
2.	Jason Sanders	Miami	36
3.	Greg Zuerlein	Dallas	34
4.	Daniel Carlson	Las Vegas	33
5.	Rodrigo Blankenship	Indianapolis	32

----- FIELD GOALS MADE 20-29 YARDS -----

Rank	Player	Team	FGM
1.	Daniel Carlson	Las Vegas	18
2.	Joey Slye	Carolina	11
3t.	Younghoe Koo	Atlanta	10
3t.	Rodrigo Blankenship	Indianapolis	10
3t.	Ryan Succop	Tampa Bay	10

----- TOTAL POINTS SCORED -----

Rank	Player	Team	POINTS
1t.	Daniel Carlson	Las Vegas	144
1t.	Jason Sanders	Miami	144
1t.	Younghoe Koo	Atlanta	144
4.	Tyler Bass	Buffalo	141
5.	Rodrigo Blankenship	Indianapolis	139

----- FIELD GOAL PERCENTAGE (min. 15 att.) -----

Rank	Player	Team	FG%
1t.	Jason Myers	Seattle	100.0
1t.	Mason Crosby	Green Bay	100.0
3.	Graham Gano	N.Y. Giants	96.9
4.	Chris Boswell	Pittsburgh	95.0
5.	Younghoe Koo	Atlanta	94.9
6.	Daniel Carlson	Las Vegas	94.3

RAIDERS RECORD HOLDER

----- TOTAL POINTS SCORED IN RAIDERS HISTORY -----

Rank	Player	Year	POINTS
1.	Daniel Carlson	2020	144
2.	Sebastian Janikowski	2010	142
3.	Jeff Jaeger	1993	132
4.	Sebastian Janikowski	2011	129
5.	Sebastian Janikowski	2002	128

----- BEST SINGLE-SEASON FG % IN RAIDERS HISTORY -----

Rank	Player	Year	FG %
1.	Daniel Carlson	2020	94.3
2.	Daniel Carlson	2018	94.1
3.	Sebastian Janikowski	2012	91.2
4.	Sebastian Janikowski	2009	89.7
5.	Sebastian Janikowski	2004	89.3

WEEK 2 PLAYER OF THE WEEK

AFC SPECIAL TEAMS PLAYER OF THE WEEK - WEEK 2

2021 Stat line: Was a perfect 4-for-4 on field goals and 2-of-2 on PATs, scoring 14 points. Converted on FG attempts of 33, 41, 45 and 46-yards.

• Made four field goals

- o His four field goals made marked a new single-game career high.
- o His four field goals made were tied for second-most in the NFL in Week 2.
- o His four field goals made were tied for first in the AFC in Week 2.

• Connected on three field goal attempts of 40-or-more yards

- o His three field goals made from 40-49 yards were the most such kicks made in the NFL in Week 2.

• Scored 14 points

- o His 14 points scored marked a new single-game career high
- o His 14 points scored ranked third-most in the NFL in Week 2.
- o His 14 points scored ranked second-most in the AFC in Week 2.

AFC PLAYER OF THE MONTH

AFC SPECIAL TEAMS PLAYER OF THE MONTH - DECEMBER

2020 Stat line: Was perfect on all 10 field goal attempts in the months of December and January and totaled 44 points.

• Among kickers with at least 10 field goal attempts, was one of just two kickers with a perfect field goal percentage.

- o Was the only kicker in the AFC with a perfect field goal percentage under the same criteria.
- o His perfect months of December and January helped him break his own franchise record for single-season field goal percentage (94.3%).
- Among kickers, his 44 points ranked tied fifth in the NFL during the months of December and January.
- Among kickers, his 44 points ranked tied third in the AFC during the months of December and January.
- Carlson's 44 points during the months of December and January helped him total a franchise-record 144 on the season, topping Sebastian Janikowski's previous record of 142 points scored in 2010.
- His 144 points on the season tied for the most in the NFL.

CONNECTING FROM DEEP

Carlson was a perfect 4-of-4 from 50 yards and beyond last season, while leading the NFL in field goals made between 20-29 yards, as he finished a perfect 18-for-18 on the season.

His four field goals made from 50-plus yards ranked tied for seventh-most in the NFL this season, while he was only one of four players who were perfect on field goal attempts from 50 yards in beyond (min. 3 attempts).

----- FIELD GOALS MADE 50-PLUS YARDS IN RAIDERS SINGLE-SEASON HISTORY -----

Rank	Player	Year	FGM
1.	Sebastian Janikowski	2011	7
2t.	Sebastian Janikowski	2012	6
2t.	Sebastian Janikowski	2009	6
2t.	Sebastian Janikowski	2007	6
5t.	Daniel Carlson	2020	4
5t.	Jeff Jaeger	1993	4
5t.	Sebastian Janikowski	2010	4
5t.	Sebastian Janikowski	2015	4



ROSTERS

NO.	NAME	POS	HT	WT	DOB	EXP	COLLEGE	HOMETOWN	HOW ACQ
24	Abram, Johnathan	S	6-0	205	10/25/1996	3	Mississippi State	Columbia, Miss.	D1c-'19
20	Arnette, Damon	CB	6-0	195	2/9/1996	2	Ohio State	Fort Lauderdale, Fla.	D1b-'20
31	Barber, Peyton	RB	5-11	225	6/27/1994	6	Auburn	Alpharetta, Ga.	FA-'21
78	Barton, Jackson	T	6-7	302	8/8/1995	3	Utah	Salt Lake City, Utah	FA-'21
82	Bowers, Nick	TE	6-4	260	5/26/1996	1	Penn State	Kittanning, Pa.	FA-'20
2	Carlson, Daniel	K	6-5	215	1/23/1995	4	Auburn	Colorado Springs, Colo.	FA-'18
4	Carr, Derek	QB	6-3	210	3/28/1991	8	Fresno State	Bakersfield, Calif.	D2-'14
85	Carrier, Derek	TE	6-3	240	7/25/1990	9	Beloit	Edgerton, Wis.	UFA-'18 (LAR)
6	Cole, AJ	P	6-4	220	11/27/1995	3	N.C. State	College Park, Ga.	FA-'19
98	Crosby, Maxx	DE	6-5	255	8/22/1997	3	Eastern Michigan	Colleyville, Texas	D4a-'19
5	Deablo, Divine	LB	6-3	226	8/17/1998	R	Virginia Tech	Winston-Salem, N.C.	D3b - '21
23	Drake, Kenyan	RB	6-1	211	1/26/1994	6	Alabama	Powder Springs, Ga.	UFA-'21 (Ari.)
89	Edwards, Bryan	WR	6-3	215	11/13/1998	2	South Carolina	Conway, S.C.	D3b-'20
72	Eluemunor, Jermaine	OL	6-4	335	12/13/1994	5	Texas A&M	Rockaway, N.J.	FA-'21
99	Ferrell, Clelin	DE	6-4	265	5/17/1997	3	Clemson	Richmond, Va.	D1a-'19
37	Gillespie, Tyree	S	6-0	207	5/9/1997	R	Missouri	Ocala, Fla.	D4 - '21
90	Hankins, Johnathan	DT	6-3	340	3/30/1992	9	Ohio State	Dearborn Heights, Mich.	FA-'18
29	Hayward Jr., Casey	CB	5-11	192	9/9/1989	10	Vanderbilt	Perry, Ga.	UFA-'21 (LAC)
39	Hobbs, Nate	CB	6-1	196	6/24/1999	R	Illinois	Louisville, Ky.	D5 - '21
45	Ingold, Alec	FB	6-1	240	9/7/1996	3	Wisconsin	Green Bay, Wis.	FA-'19
28	Jacobs, Josh	RB	5-10	220	11/2/1998	3	Alabama	Tulsa, Okla.	D1b-'19
68	James, Andre	C	6-4	300	2/5/1997	3	UCLA	Herriman, Utah	FA-'19
77	Jefferson, Quinton	DT	6-4	291	3/31/1993	6	Maryland	Pittsburgh, Pa.	UFA-'21 (Buf.)
7	Jones, Zay	WR	6-2	200	3/30/1995	5	East Carolina	Austin, Texas	TR -'19 (Buf.)
51	Koonce, Malcolm	DE	6-2	249	6/6/1998	R	Buffalo	Peekskill, N.Y.	D3a - '21
44	Kwiatkoski, Nick	LB	6-2	242	5/26/1993	6	West Virginia	Bethel Park, Pa.	UFA-'20 (Chi.)
70	Leatherwood, Alex	T	6-5	312	5/1/1999	R	Alabama	Pensacola, Fla.	D1 - '21
32	Leavitt, Dallin	S	5-10	195	8/8/1994	3	Utah State	Portland, Ore.	FA-'18
42	Littleton, Cory	LB	6-3	228	11/18/1993	6	Washington	Spring Valley, Calif.	UFA-'20 (LAR)
66	Martin, Nick	C	6-4	295	4/29/1993	6	Notre Dame	Indianapolis, Ind.	UFA-'21 (Hou.)
74	Miller, Koltan	T	6-8	325	9/10/1995	4	UCLA	Roseville, Calif.	D1-'18
25	Moehrig, Tre'von	S	6-1	202	6/16/1999	R	TCU	Spring Branch, Texas	D2 - '21
87	Moreau, Foster	TE	6-4	250	6/5/1997	3	LSU	New Orleans, La.	D4c-'19
27	Mullen Jr., Trayvon	CB	6-2	200	9/20/1997	3	Clemson	Fort Lauderdale, Fla.	D2-'19
94	Nassib, Carl	DE	6-7	275	12/4/1993	6	Penn State	West Chester, Pa.	UFA-'20 (TB)
91	Ngakoue, Yannick	DE	6-2	246	3/31/1995	6	Maryland	Washington, D.C.	UFA-'21 (Bal.)
75	Parker, Brandon	T	6-8	320	10/21/1995	4	North Carolina A&T	Kannapolis, N.C.	D3a-'18
52	Perryman, Denzel	LB	5-11	240	5/12/1992	7	Miami	Coral Gables, Fla.	TR -'21
3	Peterman, Nathan	QB	6-2	225	4/5/1994	5	Pittsburgh	Jacksonville, Fla.	FA-'18
96	Philon, Darius	DT	6-1	286	1/22/1994	5	Arkansas	Mobile, Ala.	FA-'21
13	Renfrow, Hunter	WR	5-10	185	12/21/1995	3	Clemson	Myrtle Beach, S.C.	D5-'19
21	Robertson, Amik	CB	5-9	183	6/7/1998	2	Louisiana Tech	Thibodaux, La.	D4b-'20
11	Ruggs III, Henry	WR	6-0	190	1/24/1999	2	Alabama	Montgomery, Ala.	D1a-'20
47	Sieg, Trent	LS	6-3	240	5/19/1995	4	Colorado State	Eaton, Colo.	FA-'18
60	Simmons, Jordan	G	6-4	339	7/15/1994	4	USC	Inglewood, Calif.	FA-'21
76	Simpson, John	G	6-4	330	8/19/1997	2	Clemson	North Charleston, S.C.	D4a - '20
17	Snead IV, Willie	WR	5-11	205	10/17/1992	7	Ball State	Muskegon Heights, Mich.	UFA-'21 (Bal.)
97	Square, Damion	DT	6-2	293	2/6/1989	9	Alabama	Houston, Texas	FA-'21
33	Teamer, Roderic	S	6-0	205	12/5/1997	2	Tulane	New Orleans, La.	FA-'21
92	Thomas, Solomon	DT	6-3	295	8/26/1995	5	Stanford	Coppell, Texas	UFA-'21 (SF)
83	Waller, Darren	TE	6-6	255	9/13/1992	5	Georgia Tech	Acworth, Ga.	FA-'18
34	Wright, K.J.	LB	6-4	246	7/23/1989	11	Mississippi State	Olive Branch, Miss.	FA-'21
Practice Squad (14)									
38	Brown, Jordan	S	6-0	197	3/26/1996	1	South Dakota State	Scottsdale, Ari.	FA-'21
84	Bushman, Matt	TE	6-5	245	3/11/1995	R	BYU	Tuscon, Ari.	FA-'21
26	Clinton-Dix, Ha Ha	S	6-1	208	12/21/1992	7	Alabama	Orlando, Fla.	FA-'21
67	Cotton Sr., Lester	G	6-4	335	2/20/1996	1	Alabama	Tuscaloosa, Ala.	FA-'19
56	Green, Gerri	DE	6-4	250	9/14/1995	1	Mississippi State	Jackson, Miss.	FA-'20
41	Jackson, Robert	CB	6-2	207	8/12/1993	3	UNLV	Fort Myers, Fla.	FA-'21
55	Lee, Marquel	LB	6-3	235	10/21/1995	4	Wake Forest	Waldorf, Md.	FA-'21
65	Morrissey, Jimmy	C	6-3	303	9/6/1998	R	Pittsburgh	Huntingdon Valley, Pa.	D7 - '21
48	Onwuasor, Patrick	LB	6-0	227	8/22/1992	6	Portland State	Inglewood, CA	FA-'21
79	Poutasi, Jeremiah	OL	6-5	335	7/8/1994	3	Utah	San Mateo, Calif.	FA-'21
10	Sloter, Kyle	QB	6-5	218	2/7/1994	3	Northern Colorado	Johns Creek, Ga.	FA-'21
16	Stoner, Dillon	WR	6-0	194	6/2/1998	R	Oklahoma State	Tulsa, Okla.	FA-'21
19	Turner, DJ	WR	5-9	206	1/18/1997	R	Pittsburgh	Lanham, Md.	FA-'21
95	Vickers, Kendal	DL	6-3	295	5/23/1995	2	Tennessee	Havelock, N.C.	FA-'20
Reserve/NFIN (1)									
##	Seymour, Kamaal	T	6-6	310	4/27/1996	1	Rutgers	Brooklyn, N.Y.	FA-'20
Injured Reserve (8)									
71	Good, Denzelle	G	6-5	340	8/3/1991	7	Mars Hill	Gaffney, S.C.	W - '18 (Ind.)
64	Incognito, Richie	G	6-3	325	5/7/1983	14	Nebraska	Bogota, N.J.	FA-'19
8	Mariota, Marcus	QB	6-4	222	10/30/1993	7	Oregon	Honolulu, Hawaii	UFA-'20 (Ten.)
93	McCoy, Gerald	DT	6-4	300	2/25/1988	11	Oklahoma	Oklahoma City, Okla.	FA-'21
50	Morrow, Nicholas	LB	6-0	225	10/7/1995	5	Greenville	Huntsville, Ala.	FA-'17
22	Nixon, Keisean	CB	5-10	200	6/22/1997	3	South Carolina	Compton, Calif.	FA-'19
30	Richard, Jalen	RB	5-8	205	10/15/1993	6	Southern Mississippi	Alexandria, La.	FA-'16
53	White, Javin	LB	6-2	205	2/21/1997	2	UNLV	Vacaville, Calif.	FA-'20
Reserve/Retired (3)									
##	Onwualu, James	LB	6-1	235	4/9/1994	3	Notre Dame	Saint Paul, Minn.	FA-'20
##	Riddick, Theo	RB	5-9	201	4/5/1991	9	Notre Dame	Manville, N.J.	FA-'20
##	Young, Sam	T	6-8	302	6/24/1987	12	Notre Dame	Coral Springs, Fla.	FA-'20

NO.	NAME	POS	HT	WT	DOB	EXP	COLLEGE	HOMETOWN	HOW ACQ
2	Carlson, Daniel	K	6-5	215	1/23/1995	4	Auburn	Colorado Springs, Colo.	FA-'18
3	Peterman, Nathan	QB	6-2	225	4/5/1994	5	Pittsburgh	Jacksonville, Fla.	FA-'18
4	Carr, Derek	QB	6-3	210	3/28/1991	8	Fresno State	Bakersfield, Calif.	D2-'14
5	Deablo, Divine	LB	6-3	226	8/17/1998	R	Virginia Tech	Winston-Salem, N.C.	D3b - '21
6	Cole, AJ	P	6-4	220	11/27/1995	3	N.C. State	College Park, Ga.	FA-'19
7	Jones, Zay	WR	6-2	200	3/30/1995	5	East Carolina	Austin, Texas	TR -'19 (Buf.)
11	Ruggs III, Henry	WR	6-0	190	1/24/1999	2	Alabama	Montgomery, Ala.	D1a-'20
13	Renfrow, Hunter	WR	5-10	185	12/21/1995	3	Clemson	Myrtle Beach, S.C.	D5-'19
17	Snead IV, Willie	WR	5-11	205	10/17/1992	7	Ball State	Muskegon Heights, Mich.	UFA-'21 (Bal.)
20	Arnette, Damon	CB	6-0	195	2/9/1996	2	Ohio State	Fort Lauderdale, Fla.	D1b-'20
21	Robertson, Amik	CB	5-9	183	6/7/1998	2	Louisiana Tech	Thibodaux, La.	D4b-'20
23	Drake, Kenyan	RB	6-1	211	1/26/1994	6	Alabama	Powder Springs, Ga.	UFA-'21 (Ari.)
24	Abram, Johnathan	S	6-0	205	10/25/1996	3	Mississippi State	Columbia, Miss.	D1c-'19
25	Moehrig, Tre'von	S	6-1	202	6/16/1999	R	TCU	Spring Branch, Texas	D2 - '21
27	Mullen Jr., Trayvon	CB	6-2	200	9/20/1997	3	Clemson	Fort Lauderdale, Fla.	D2-'19
28	Jacobs, Josh	RB	5-10	220	11/2/1998	3	Alabama	Tulsa, Okla.	D1b-'19
29	Hayward Jr., Casey	CB	5-11	192	9/9/1989	10	Vanderbilt	Perry, Ga.	UFA-'21 (LAC)
31	Barber, Peyton	RB	5-11	225	6/27/1994	6	Auburn	Alpharetta, Ga.	FA-'21
32	Leavitt, Dallin	S	5-10	195	8/8/1994	3	Utah State	Portland, Ore.	FA-'18
33	Teamer, Roderic	S	6-0	205	12/5/1997	2	Tulane	New Orleans, La.	FA-'21
34	Wright, K.J.	LB	6-4	246	7/23/1989	11	Mississippi State	Olive Branch, Miss.	FA-'21
37	Gillespie, Tyree	S	6-0	207	5/9/1997	R	Missouri	Ocala, Fla.	D4 - '21
39	Hobbs, Nate	CB	6-1	196	6/24/1999	R	Illinois	Louisville, Ky.	D5 - '21
42	Littleton, Cory	LB	6-3	228	11/18/1993	6	Washington	Spring Valley, Calif.	UFA-'20 (LAR)
44	Kwiatkoski, Nick	LB	6-2	242	5/26/1993	6	West Virginia	Bethel Park, Pa.	UFA-'20 (Chi.)
45	Ingold, Alec	FB	6-1	240	9/7/1996	3	Wisconsin	Green Bay, Wis.	FA-'19
47	Sieg, Trent	LS	6-3	240	5/19/1995	4	Colorado State	Eaton, Colo.	FA-'18
51	Koonce, Malcolm	DE	6-2	249	6/6/1998	R	Buffalo	Peekskill, N.Y.	D3a - '21
52	Perryman, Denzel	LB	5-11	240	5/12/1992	7	Miami	Coral Gables, Fla.	TR -'21
60	Simmons, Jordan	G	6-4	339	7/15/1994	4	USC	Inglewood, Calif.	FA-'21
66	Martin, Nick	C	6-4	295	4/29/1993	6	Notre Dame	Indianapolis, Ind.	UFA-'21 (Hou.)
68	James, Andre	C	6-4	300	2/5/1997	3	UCLA	Herriman, Utah	FA-'19
70	Leatherwood, Alex	T	6-5	312	5/1/1999	R	Alabama	Pensacola, Fla.	D1 - '21
72	Eluemunor, Jermaine	OL	6-4	335	12/13/1994	5	Texas A&M	Rockaway, N.J.	FA-'21
74	Miller, Kolton	T	6-8	325	9/10/1995	4	UCLA	Roseville, Calif.	D1-'18
75	Parker, Brandon	T	6-8	320	10/21/1995	4	North Carolina A&T	Kannapolis, N.C.	D3a-'18
76	Simpson, John	G	6-4	330	8/19/1997	2	Clemson	North Charleston, S.C.	D4a - '20
77	Jefferson, Quinton	DT	6-4	291	3/31/1993	6	Maryland	Pittsburgh, Pa.	UFA-'21 (Buf.)
78	Barton, Jackson	T	6-7	302	8/8/1995	3	Utah	Salt Lake City, Utah	FA-'21
82	Bowers, Nick	TE	6-4	260	5/26/1996	1	Penn State	Kittanning, Pa.	FA-'20
83	Waller, Darren	TE	6-6	255	9/13/1992	5	Georgia Tech	Acworth, Ga.	FA-'18
85	Carrier, Derek	TE	6-3	240	7/25/1990	9	Beloit	Edgerton, Wis.	UFA-'18 (LAR)
87	Moreau, Foster	TE	6-4	250	6/5/1997	3	LSU	New Orleans, La.	D4c-'19
89	Edwards, Bryan	WR	6-3	215	11/13/1998	2	South Carolina	Conway, S.C.	D3b-'20
90	Hankins, Johnathan	DT	6-3	340	3/30/1992	9	Ohio State	Dearborn Heights, Mich.	FA-'18
91	Ngakoue, Yannick	DE	6-2	246	3/31/1995	6	Maryland	Washington, D.C.	UFA-'21 (Bal.)
92	Thomas, Solomon	DT	6-3	295	8/26/1995	5	Stanford	Coppell, Texas	UFA-'21 (SF)
94	Nassib, Carl	DE	6-7	275	12/4/1993	6	Penn State	West Chester, Pa.	UFA-'20 (TB)
96	Philon, Darius	DT	6-1	286	1/22/1994	5	Arkansas	Mobile, Ala.	FA-'21
97	Square, Damion	DT	6-2	293	2/6/1989	9	Alabama	Houston, Texas	FA-'21
98	Crosby, Maxx	DE	6-5	255	8/22/1997	3	Eastern Michigan	Colleyville, Texas	D4a-'19
99	Ferrell, Clelin	DE	6-4	265	5/17/1997	3	Clemson	Richmond, Va.	D1a-'19
Practice Squad (14)									
10	Sloter, Kyle	QB	6-5	218	2/7/1994	3	Northern Colorado	Johns Creek, Ga.	FA-'21
16	Stoner, Dillon	WR	6-0	194	6/2/1998	R	Oklahoma State	Tulsa, Okla.	FA-'21
19	Turner, DJ	WR	5-9	206	1/18/1997	R	Pittsburgh	Lanham, Md.	FA-'21
26	Clinton-Dix, Ha Ha	S	6-1	208	12/21/1992	7	Alabama	Orlando, Fla.	FA-'21
38	Brown, Jordan	S	6-0	197	3/26/1996	1	South Dakota State	Scottsdale, Ari.	FA-'21
41	Jackson, Robert	CB	6-2	207	8/12/1993	3	UNLV	Fort Myers, Fla.	FA-'21
48	Onwuasor, Patrick	LB	6-0	227	8/22/1992	6	Portland State	Inglewood, CA	FA-'21
55	Lee, Marquel	LB	6-3	235	10/21/1995	4	Wake Forest	Waldorf, Md.	FA-'21
56	Green, Gerri	DE	6-4	250	9/14/1995	1	Mississippi State	Jackson, Miss.	FA-'20
65	Morrissey, Jimmy	C	6-3	303	9/6/1998	R	Pittsburgh	Huntingdon Valley, Pa.	D7 - '21
67	Cotton Sr., Lester	G	6-4	335	2/20/1996	1	Alabama	Tuscaloosa, Ala.	FA-'19
79	Poutasi, Jeremiah	OL	6-5	335	7/8/1994	3	Utah	San Mateo, Calif.	FA-'21
84	Bushman, Matt	TE	6-5	245	3/11/1995	R	BYU	Tuscon, Ari.	FA-'21
95	Vickers, Kendal	DL	6-3	295	5/23/1995	2	Tennessee	Havelock, N.C.	FA-'20
Reserve/NFIN (1)									
##	Seymour, Kamaal	T	6-6	310	4/27/1996	1	Rutgers	Brooklyn, N.Y.	FA-'20
Injured Reserve (8)									
8	Mariota, Marcus	QB	6-4	222	10/30/1993	7	Oregon	Honolulu, Hawaii	UFA-'20 (Ten.)
22	Nixon, Keisean	CB	5-10	200	6/22/1997	3	South Carolina	Compton, Calif.	FA-'19
30	Richard, Jalen	RB	5-8	205	10/15/1993	6	Southern Mississippi	Alexandria, La.	FA-'16
50	Morrow, Nicholas	LB	6-0	225	10/7/1995	5	Greenville	Huntsville, Ala.	FA-'17
53	White, Javin	LB	6-2	205	2/21/1997	2	UNLV	Vacaville, Calif.	FA-'20
64	Incognito, Richie	G	6-3	325	5/7/1983	14	Nebraska	Bogota, N.J.	FA-'19
71	Good, Denzelle	G	6-5	340	8/3/1991	7	Mars Hill	Gaffney, S.C.	W - '18 (Ind.)
93	McCoy, Gerald	DT	6-4	300	2/25/1988	11	Oklahoma	Oklahoma City, Okla.	FA-'21
Reserve/Retired (3)									
##	Young, Sam	T	6-8	302	6/24/1987	12	Notre Dame	Coral Springs, Fla.	FA-'20
##	Riddick, Theo	RB	5-9	201	4/5/1991	9	Notre Dame	Manville, N.J.	FA-'20
##	Onwualu, James	LB	6-1	235	4/9/1994	3	Notre Dame	Saint Paul, Minn.	FA-'20

(As of September 28, 2021)
OFFENSE

WR	11 Henry Ruggs III	7 Zay Jones		
LT	74 Kolton Miller	75 Brandon Parker		
LG	76 John Simpson	60 Jordan Simmons		
C	68 Andre James	66 Nick Martin		
RG	72 Jermaine Eluemunor	60 Jordan Simmons		
RT	<u>70 Alex Leatherwood</u>	78 Jackson Barton		
TE	83 Darren Waller	87 Foster Moreau	85 Derek Carrier	82 Nick Bowers
WR	89 Bryan Edwards	13 Hunter Renfrow	17 Willie Snead IV	
QB	4 Derek Carr	3 Nathan Peterman		
RB	28 Josh Jacobs	23 Kenyan Drake	31 Peyton Barber	
FB	45 Alec Ingold			

DEFENSE

DE	91 Yannick Ngakoue	94 Carl Nassib	<u>51 Malcolm Koonce</u>	
NT	90 Johnathan Hankins	96 Darius Philon		
DT	77 Quinton Jefferson	-or- 92 Solomon Thomas	97 Damion Square	
DE	98 Maxx Crosby	99 Clelin Ferrell		
SLB	34 K.J. Wright			
MLB	52 Denzel Perryman	-or- 44 Nick Kwiatkoski		
WLB	42 Cory Littleton	<u>5 Divine Deablo</u>		
LCB	27 Trayvon Mullen Jr.	<u>39 Nate Hobbs</u>	21 Amik Robertson	
RCB	29 Casey Hayward Jr.	20 Damon Arnette		
FS	<u>25 Tre'ven Moehtig</u>	33 Roderic Teamer	32 Dallin Leavitt	
SS	24 Johnathan Abram	<u>37 Tyree Gillespie</u>		

SPECIALISTS

P	6 AJ Cole	
K	2 Daniel Carlson	
H	6 AJ Cole	
LS	47 Trent Sieg	
KR	23 Kenyan Drake	11 Henry Ruggs III
PR	13 Hunter Renfrow	11 Henry Ruggs III

PRONUNCIATION GUIDE

Jermaine Eluemunor	eh-LOO-muh-nor	Yannick Ngakoue	yah-NEEK in-GAH-kway
Clelin Ferrell	CLEE-lin FURL	Darius Philon	FYE-lon
Nick Kwiatkoski	quit-COW-ski	Amik Robertson	uh-MEEK
Tre'ven Moehtig	TRAY-von MAIR-ig	Trent Sieg	SIG

NO.	NAME	POS.	HT.	WT.	AGE	EXP.	COLLEGE	HOMETOWN	HOW ACQ.
QUARTERBACKS (4)									
3	Peterman, Nathan	QB	6-2	225	27	5	Pittsburgh	Jacksonville, Fla.	FA-'18
4	Carr, Derek	QB	6-3	210	30	8	Fresno State	Bakersfield, Calif.	D2-'14
8	Mariota, Marcus (IR)	QB	6-4	222	27	7	Oregon	Honolulu, Hawaii	UFA-'20 (Ten.)
10	Sloter, Kyle (PS)	QB	6-5	218	27	3	Northern Colorado	Johns Creek, Ga.	FA-'21
RUNNING BACKS (6)									
##	Riddick, Theo (RET)	RB	5-9	201	30	9	Notre Dame	Manville, N.J.	FA-'20
23	Drake, Kenyan	RB	6-1	211	27	6	Alabama	Powder Springs, Ga.	UFA-'21 (Ari.)
28	Jacobs, Josh	RB	5-10	220	22	3	Alabama	Tulsa, Okla.	D1b-'19
30	Richard, Jalen (IR)	RB	5-8	205	27	6	Southern Mississippi	Alexandria, La.	FA-'16
31	Barber, Peyton	RB	5-11	225	27	6	Auburn	Alpharetta, Ga.	FA-'21
45	Ingold, Alec	FB	6-1	240	25	3	Wisconsin	Green Bay, Wis.	FA-'19
WIDE RECEIVERS (7)									
7	Jones, Zay	WR	6-2	200	26	5	East Carolina	Austin, Texas	TR-'19 (Buf.)
11	Ruggs III, Henry	WR	6-0	190	22	2	Alabama	Montgomery, Ala.	D1a-'20
13	Renfrow, Hunter	WR	5-10	185	25	3	Clemson	Myrtle Beach, S.C.	D5-'19
16	Stoner, Dillon (PS)	WR	6-0	194	23	R	Oklahoma State	Tulsa, Okla.	FA-'21
17	Snead IV, Willie	WR	5-11	205	28	7	Ball State	Muskegon Heights, Mich.	UFA-'21 (Bal.)
19	Turner, DJ (PS)	WR	5-9	206	24	R	Pittsburgh	Lanham, Md.	FA-'21
89	Edwards, Bryan	WR	6-3	215	22	2	South Carolina	Conway, S.C.	D3b-'20
TIGHT ENDS (5)									
82	Bowers, Nick	TE	6-4	260	25	1	Penn State	Kittanning, Pa.	FA-'20
83	Waller, Darren	TE	6-6	255	29	5	Georgia Tech	Acworth, Ga.	FA-'18
84	Bushman, Matt (PS)	TE	6-5	245	26	R	BYU	Tucson, Ari.	FA-'21
85	Carrier, Derek	TE	6-3	240	31	9	Beloit	Edgerton, Wis.	UFA-'18 (LAR)
87	Moreau, Foster	TE	6-4	250	24	3	LSU	New Orleans, La.	D4c-'19
OFFENSIVE LINE (16)									
##	Seymour, Kamaal (R/NFIN)	T	6-6	310	25	1	Rutgers	Brooklyn, N.Y.	FA-'20
##	Young, Sam (RET)	T	6-8	302	34	12	Notre Dame	Coral Springs, Fla.	FA-'20
60	Simmons, Jordan	G	6-4	339	27	4	USC	Inglewood, Calif.	FA-'21
64	Incognito, Richie (IR)	G	6-3	325	38	14	Nebraska	Bogota, N.J.	FA-'19
65	Morrissey, Jimmy (PS)	C	6-3	303	23	R	Pittsburgh	Huntingdon Valley, Pa.	D7-'21
66	Martin, Nick	C	6-4	295	28	6	Notre Dame	Indianapolis, Ind.	UFA-'21 (Hou.)
67	Cotton Sr., Lester (PS)	G	6-4	335	25	1	Alabama	Tuscaloosa, Ala.	FA-'19
68	James, Andre	C	6-4	300	24	3	UCLA	Herriman, Utah	FA-'19
70	Leatherwood, Alex	T	6-5	312	22	R	Alabama	Pensacola, Fla.	D1-'21
71	Good, Denzelle (IR)	G	6-5	340	30	7	Mars Hill	Gaffney, S.C.	W-'18 (Ind.)
72	Eluemunor, Jermaine	OL	6-4	335	26	5	Texas A&M	Rockaway, N.J.	FA-'21
74	Miller, Kolton	T	6-8	325	26	4	UCLA	Roseville, Calif.	D1-'18
75	Parker, Brandon	T	6-8	320	25	4	North Carolina A&T	Kannapolis, N.C.	D3a-'18
76	Simpson, John	G	6-4	330	24	2	Clemson	North Charleston, S.C.	D4a-'20
78	Barton, Jackson	T	6-7	302	26	3	Utah	Salt Lake City, Utah	FA-'21
79	Poutasi, Jeremiah (PS)	OL	6-5	335	27	3	Utah	San Mateo, Calif.	FA-'21
LINEBACKERS (10)									
##	Onwualu, James (RET)	LB	6-1	235	27	3	Notre Dame	Saint Paul, Minn.	FA-'20
5	Deablo, Divine	LB	6-3	226	23	R	Virginia Tech	Winston-Salem, N.C.	D3b-'21
34	Wright, K.J.	LB	6-4	246	32	11	Mississippi State	Olive Branch, Miss.	FA-'21
42	Littleton, Cory	LB	6-3	228	27	6	Washington	Spring Valley, Calif.	UFA-'20 (LAR)
44	Kwiatkoski, Nick	LB	6-2	242	28	6	West Virginia	Bethel Park, Pa.	UFA-'20 (Chi.)
48	Onwuasor, Patrick (PS)	LB	6-0	227	29	6	Portland State	Inglewood, CA	FA-'21
50	Morrow, Nicholas (IR)	LB	6-0	225	25	5	Greenville	Huntsville, Ala.	FA-'17
52	Perryman, Denzel	LB	5-11	240	29	7	Miami	Coral Gables, Fla.	TR-'21
53	White, Javin (IR)	LB	6-2	205	24	2	UNLV	Vacaville, Calif.	FA-'20
55	Lee, Marquel (PS)	LB	6-3	235	25	4	Wake Forest	Waldorf, Md.	FA-'21
DEFENSIVE BACKS (14)									
20	Arnette, Damon	CB	6-0	195	25	2	Ohio State	Fort Lauderdale, Fla.	D1b-'20
21	Robertson, Amik	CB	5-9	183	23	2	Louisiana Tech	Thibodaux, La.	D4b-'20
22	Nixon, Keisean (IR)	CB	5-10	200	24	3	South Carolina	Compton, Calif.	FA-'19
24	Abram, Johnathan	S	6-0	205	24	3	Mississippi State	Columbia, Miss.	D1c-'19
25	Moehrig, Tre'von	S	6-1	202	22	R	TCU	Spring Branch, Texas	D2-'21
26	Clinton-Dix, Ha Ha (PS)	S	6-1	208	28	7	Alabama	Orlando, Fla.	FA-'21
27	Mullen Jr., Trayvon	CB	6-2	200	24	3	Clemson	Fort Lauderdale, Fla.	D2-'19
29	Hayward Jr., Casey	CB	5-11	192	32	10	Vanderbilt	Perry, Ga.	UFA-'21 (LAC)
32	Leavitt, Dallin	S	5-10	195	27	3	Utah State	Portland, Ore.	FA-'18
33	Teamer, Roderic	S	6-0	205	23	2	Tulane	New Orleans, La.	FA-'21
37	Gillespie, Tyree	S	6-0	207	24	R	Missouri	Ocala, Fla.	D4-'21
38	Brown, Jordan (PS)	S	6-0	197	25	1	South Dakota State	Scottsdale, Ari.	FA-'21
39	Hobbs, Nate	CB	6-1	196	22	R	Illinois	Louisville, Ky.	D5-'21
41	Jackson, Robert (PS)	CB	6-2	207	28	3	UNLV	Fort Myers, Fla.	FA-'21
DEFENSIVE LINE (13)									
51	Koonce, Malcolm	DE	6-2	249	23	R	Buffalo	Peekskill, N.Y.	D3a-'21
56	Green, Gerri (PS)	DE	6-4	250	26	1	Mississippi State	Jackson, Miss.	FA-'20
77	Jefferson, Quinton	DT	6-4	291	28	6	Maryland	Pittsburgh, Pa.	UFA-'21 (Buf.)
90	Hankins, Johnathan	DT	6-3	340	29	9	Ohio State	Dearborn Heights, Mich.	FA-'18
91	Ngakoue, Yannick	DE	6-2	246	26	6	Maryland	Washington, D.C.	UFA-'21 (Bal.)
92	Thomas, Solomon	DT	6-3	295	26	5	Stanford	Coppell, Texas	UFA-'21 (SF)
93	McCoy, Gerald (IR)	DT	6-4	300	33	11	Oklahoma	Oklahoma City, Okla.	FA-'21
94	Nassib, Carl	DE	6-7	275	27	6	Penn State	West Chester, Pa.	UFA-'20 (TB)
95	Vickers, Kendal (PS)	DL	6-3	295	26	2	Tennessee	Havelock, N.C.	FA-'20
96	Philon, Darius	DT	6-1	286	27	5	Arkansas	Mobile, Ala.	FA-'21
97	Square, Damion	DE	6-2	293	32	9	Alabama	Houston, Texas	FA-'21
98	Crosby, Maxx	DE	6-5	255	24	3	Eastern Michigan	Colleyville, Texas	D4a-'19
99	Ferrell, Clelin	DE	6-4	265	24	3	Clemson	Richmond, Va.	D1a-'19
SPECIALISTS (3)									
2	Carlson, Daniel	K	6-5	215	26	4	Auburn	Colorado Springs, Colo.	FA-'18
6	Cole, AJ	P	6-4	220	25	3	N.C. State	College Park, Ga.	FA-'19
47	Sieg, Trent	LS	6-3	240	26	4	Colorado State	Eaton, Colo.	FA-'18

YEAR	DRAFTEES (21)	FREE AGENTS (24)	COLLEGE FREE AGENTS (5)	TRADES/WAIVERS (2)
2014	QB Derek Carr (2)			
2018	T Kolton Miller (1) T Brandon Parker (3a)	K Daniel Carlson (FA-'18) TE Derek Carrier (UFA-'18 LAR) DT Johnathan Hankins (FA-'18) QB Nathan Peterman (FA-'18) LS Trent Sieg (FA-'18) TE Darren Waller (FA-'18)	S Dallin Leavitt (FA-'18)	
2019	DE Clelin Ferrell (1a) RB Josh Jacobs (1b) S Johnathan Abram (1c) CB Trayvon Mullen Jr. (2) DE Maxx Crosby (4a) TE Foster Moreau (4c) WR Hunter Renfrow (5)		P AJ Cole (FA-'19) FB Alec Ingold (FA-'19) C Andre James (FA-'19)	WR Zay Jones (TR -'19 Buf.)
2020	WR Henry Ruggs III (1a) CB Damon Arnette (1b) WR Bryan Edwards (3b) G John Simpson (4a) CB Amik Robertson (4b)	LB Nick Kwiatkoski (UFA-'20 Chi.) LB Cory Littleton (UFA-'20 LAR) DE Carl Nassib (UFA-'20 TB)	TE Nick Bowers (FA-'20)	
2021	T Alex Leatherwood (1) S Tre'veon Moehrig (2) DE Malcolm Koonce (3a) LB Divine Deablo (3b) S Tyree Gillespie (4) CB Nate Hobbs (5)	RB Peyton Barber (FA-'21) T Jackson Barton (FA-'21) RB Kenyan Drake (UFA-'21 Ari.) OL Jermaine Eluemunor (FA-'21) CB Casey Hayward Jr. (UFA -'21 LAC) DT Quinton Jefferson (UFA-'21 Buf.) C Nick Martin (UFA-'21 Hou.) DE Yannick Ngakoue (UFA -'21 Bal.) DT Darius Philon (FA-'21) G Jordan Simmons (FA-'21) WR Willie Snead IV (UFA-'21 Bal.) DT Damion Square (FA-'21) S Roderic Teamer (FA-'21) DT Solomon Thomas (UFA -'21 SF) LB K.J. Wright (FA-'21)		LB Denzel Perryman (TR -'21)

2021 REGULAR SEASON											
OFFENSE											
DATE	OPPONENT	WR	LT	LG	C	RG	RT	TE	QB	RB	FB
9/13	Baltimore	Henry Ruggs III/ Bryan Edwards	Kolton Miller	John Simpson	Andre James	Denzelle Good	Alex Leatherwood	Darren Waller	Derek Carr	Josh Jacobs	Alec Ingold
9/19	at Pittsburgh	Henry Ruggs III	--	--	Andre James	--	--	Darren Waller/ Derek Carrier/ Foster Moreau	Derek Carr	Kenyan Drake	--
9/26	Miami	Henry Ruggs III/ Bryan Edwards	--	--	Andre James	--	--	Darren Waller/ Foster Moreau	Derek Carr	Kenyan Drake	--
10/4	at L.A. Chargers	--	--	--	--	--	--	--	--	--	--
10/10	Chicago	--	--	--	--	--	--	--	--	--	--
10/17	at Denver	--	--	--	--	--	--	--	--	--	--
10/24	Philadelphia	--	--	--	--	--	--	--	--	--	--
11/7	at N.Y. Giants	--	--	--	--	--	--	--	--	--	--
11/14	Kansas City	--	--	--	--	--	--	--	--	--	--
11/21	Cincinnati	--	--	--	--	--	--	--	--	--	--
11/25	at Dallas	--	--	--	--	--	--	--	--	--	--
12/5	Washington	--	--	--	--	--	--	--	--	--	--
12/12	at Kansas City	--	--	--	--	--	--	--	--	--	--
12/19	at Cleveland	--	--	--	--	--	--	--	--	--	--
12/26	Denver	--	--	--	--	--	--	--	--	--	--
1/2	at Indianapolis	--	--	--	--	--	--	--	--	--	--
1/9	L.A. Chargers	--	--	--	--	--	--	--	--	--	--

2021 REGULAR SEASON											
DEFENSE											
DATE	OPPONENT	DE	DT	DE	LB	LB	CB	CB	CB	S	S
9/13	Baltimore	Maxx Crosby	Quinton Jefferson/ Johnathan Hankins	Yannick Ngakoue	Denzel Perryman	Cory Littleton	Nate Hobbs	Trayvon Mullen Jr.	Casey Hayward Jr.	Tre'von Moehrig	Johnathan Abram
9/19	at Pittsburgh	Yannick Ngakoue/ Maxx Crosby	Quinton Jefferson/ Johnathan Hankins	--	Cory Littleton	--	Nate Hobbs/ Casey Hayward Jr./ Trayvon Mullen Jr.	--	--	Tre'von Moehrig/ Johnathan Abram	--
9/26	Miami	Yannick Ngakoue/ Maxx Crosby	Quinton Jefferson/ Johnathan Hankins	--	Cory Littleton	--	Nate Hobbs/ Casey Hayward Jr./ Trayvon Mullen Jr.	--	--	Tre'von Moehrig/ Johnathan Abram	--
10/4	at L.A. Chargers	--	--	--	--	--	--	--	--	--	--
10/10	Chicago	--	--	--	--	--	--	--	--	--	--
10/17	at Denver	--	--	--	--	--	--	--	--	--	--
10/24	Philadelphia	--	--	--	--	--	--	--	--	--	--
11/7	at N.Y. Giants	--	--	--	--	--	--	--	--	--	--
11/14	Kansas City	--	--	--	--	--	--	--	--	--	--
11/21	Cincinnati	--	--	--	--	--	--	--	--	--	--
11/25	at Dallas	--	--	--	--	--	--	--	--	--	--
12/5	Washington	--	--	--	--	--	--	--	--	--	--
12/12	at Kansas City	--	--	--	--	--	--	--	--	--	--
12/19	at Cleveland	--	--	--	--	--	--	--	--	--	--
12/26	Denver	--	--	--	--	--	--	--	--	--	--
1/2	at Indianapolis	--	--	--	--	--	--	--	--	--	--
1/9	L.A. Chargers	--	--	--	--	--	--	--	--	--	--

Rookies underlined.

2021 REGULAR SEASON INACTIVES							
DATE	OPPONENT	1	2	3	4	5	6
09/13	Baltimore	Nick Bowers	Clelin Ferrell	Richie Incognito	<u>Malcolm Koonce</u>	Nathan Peterman	--
09/19	at Pittsburgh	Nick Bowers	Richie Incognito	Josh Jacobs	Nick Kwiatkoski	--	--
09/26	Miami	Nick Bowers	Josh Jacobs	<u>Malcolm Koonce</u>	Dallin Leavitt	--	--
10/04	at L.A. Chargers	--	--	--	--	--	--
10/10	Chicago	--	--	--	--	--	--
10/17	at Denver	--	--	--	--	--	--
10/24	Philadelphia	--	--	--	--	--	--
11/07	at N.Y. Giants	--	--	--	--	--	--
11/14	Kansas City	--	--	--	--	--	--
11/21	Cincinnati	--	--	--	--	--	--
11/25	at Dallas	--	--	--	--	--	--
12/05	Washington	--	--	--	--	--	--
12/12	at Kansas City	--	--	--	--	--	--
12/19	at Cleveland	--	--	--	--	--	--
12/26	Denver	--	--	--	--	--	--
01/02	at Indianapolis	--	--	--	--	--	--
01/09	L.A. Chargers	--	--	--	--	--	--

Bold underline denotes rookie

PLAYER PARTICIPATION

2021 REGULAR SEASON LAS VEGAS RAIDERS PLAYER PARTICIPATION

	BAL	@ PIT	MIA	@ LAC	CHI	@ DEN	PHI	@ NYG	KC	CIN	@ DAL	WAS	@ KC	@ CLE	DEN	@ IND	LAC				
PLAYERS	9/13	9/19	9/26	10/4	10/10	10/17	10/24	11/7	11/14	11/21	11/25	12/5	12/12	12/19	12/26	1/2	1/9	GP	GS	DNP	IN
91973	Active	^	^	-	-	-	-	-	-	-	-	-	-	-	-	-	-	0	0	0	0
91976	Active	^	^	-	-	-	-	-	-	-	-	-	-	-	-	-	-	0	0	0	0
91977	Active	^	^	-	-	-	-	-	-	-	-	-	-	-	-	-	-	0	0	0	0
92493	Active	^	^	-	-	-	-	-	-	-	-	-	-	-	-	-	-	0	0	0	0
Johnathan Abram	SS	SS	SS	-	-	-	-	-	-	-	-	-	-	-	-	-	-	3	3	0	0
Damon Arnette	P	P	P	-	-	-	-	-	-	-	-	-	-	-	-	-	-	3	0	0	0
Peyton Barber	^	P	P	-	-	-	-	-	-	-	-	-	-	-	-	-	-	2	0	0	0
Asmar Bilal	IR	^	^	-	-	-	-	-	-	-	-	-	-	-	-	-	-	0	0	0	0
Nick Bowers	N	N	N	-	-	-	-	-	-	-	-	-	-	-	-	-	-	0	0	0	3
Jordan Brown	PS	PS	PS	-	-	-	-	-	-	-	-	-	-	-	-	-	-	0	0	0	0
Matt Bushman	PS	PS	PS	-	-	-	-	-	-	-	-	-	-	-	-	-	-	0	0	0	0
Daniel Carlson	P	P	P	-	-	-	-	-	-	-	-	-	-	-	-	-	-	3	0	0	0
Derek Carr	QB	QB	QB	-	-	-	-	-	-	-	-	-	-	-	-	-	-	3	3	0	0
Derek Carrier	P	TE	P	-	-	-	-	-	-	-	-	-	-	-	-	-	-	3	1	0	0
Ha Ha Clinton-Dix	^	PS	P	-	-	-	-	-	-	-	-	-	-	-	-	-	-	1	0	0	0
AJ Cole	P	P	P	-	-	-	-	-	-	-	-	-	-	-	-	-	-	3	0	0	0
Lester Cotton Sr.	PS	P	PS	-	-	-	-	-	-	-	-	-	-	-	-	-	-	1	0	0	0
Maxx Crosby	DE	DE	DE	-	-	-	-	-	-	-	-	-	-	-	-	-	-	3	3	0	0
Divine Deablo	P	P	P	-	-	-	-	-	-	-	-	-	-	-	-	-	-	3	0	0	0
Kenyan Drake	P	RB	RB	-	-	-	-	-	-	-	-	-	-	-	-	-	-	3	2	0	0
Bryan Edwards	WR	P	WR	-	-	-	-	-	-	-	-	-	-	-	-	-	-	3	2	0	0
Alex Ellis	IR	^	^	-	-	-	-	-	-	-	-	-	-	-	-	-	-	0	0	0	0
Clelin Ferrell	N	P	P	-	-	-	-	-	-	-	-	-	-	-	-	-	-	2	0	0	1
Tyree Gillespie	P	P	P	-	-	-	-	-	-	-	-	-	-	-	-	-	-	3	0	0	0
Denzelle Good	RG	IR	IR	-	-	-	-	-	-	-	-	-	-	-	-	-	-	1	1	0	0
Gerri Green	PS	PS	PS	-	-	-	-	-	-	-	-	-	-	-	-	-	-	0	0	0	0
Devery Hamilton	PS	PS	^	-	-	-	-	-	-	-	-	-	-	-	-	-	-	0	0	0	0
Johnathan Hankins	NT	NT	NT	-	-	-	-	-	-	-	-	-	-	-	-	-	-	3	3	0	0
Madre Harper	PS	NOT	NOT	-	-	-	-	-	-	-	-	-	-	-	-	-	-	0	0	0	0
Casey Hayward Jr.	RCB	RCB	RCB	-	-	-	-	-	-	-	-	-	-	-	-	-	-	3	3	0	0
Nate Hobbs	LCB	LCB	LCB	-	-	-	-	-	-	-	-	-	-	-	-	-	-	3	3	0	0
Richie Incognito	N	N	IR	-	-	-	-	-	-	-	-	-	-	-	-	-	-	0	0	0	2
Alec Ingold	FB	P	P	-	-	-	-	-	-	-	-	-	-	-	-	-	-	3	1	0	0
Josh Jacobs	RB	N	N	-	-	-	-	-	-	-	-	-	-	-	-	-	-	1	1	0	2
Andre James	C	C	C	-	-	-	-	-	-	-	-	-	-	-	-	-	-	3	3	0	0
Quinton Jefferson	DT	DT	DT	-	-	-	-	-	-	-	-	-	-	-	-	-	-	3	3	0	0
Zay Jones	P	P	P	-	-	-	-	-	-	-	-	-	-	-	-	-	-	3	0	0	0
Malcolm Koonce	N	X	N	-	-	-	-	-	-	-	-	-	-	-	-	-	-	0	0	1	2
Nick Kwiatkoski	P	N	P	-	-	-	-	-	-	-	-	-	-	-	-	-	-	2	0	0	1
Nevin Lawson	R/SUS	R/SUS	^	-	-	-	-	-	-	-	-	-	-	-	-	-	-	0	0	0	0
Alex Leatherwood	RT	RT	RT	-	-	-	-	-	-	-	-	-	-	-	-	-	-	3	3	0	0
Dallin Leavitt	P	P	N	-	-	-	-	-	-	-	-	-	-	-	-	-	-	2	0	0	1
Cory Littleton	WLB	WLB	WLB	-	-	-	-	-	-	-	-	-	-	-	-	-	-	3	3	0	0
Marcus Mariota	P	IR	IR	-	-	-	-	-	-	-	-	-	-	-	-	-	-	1	0	0	0
Nick Martin	P	P	P	-	-	-	-	-	-	-	-	-	-	-	-	-	-	3	0	0	0
Gerald McCoy	P	IR	IR	-	-	-	-	-	-	-	-	-	-	-	-	-	-	1	0	0	0
Kolton Miller	LT	LT	LT	-	-	-	-	-	-	-	-	-	-	-	-	-	-	3	3	0	0
Tre'von Moehrig	FS	FS	FS	-	-	-	-	-	-	-	-	-	-	-	-	-	-	3	3	0	0
Foster Moreau	P	TE	TE	-	-	-	-	-	-	-	-	-	-	-	-	-	-	3	2	0	0
Jimmy Morrissey	PS	PS	PS	-	-	-	-	-	-	-	-	-	-	-	-	-	-	0	0	0	0
Nicholas Morrow	IR	IR	IR	-	-	-	-	-	-	-	-	-	-	-	-	-	-	0	0	0	0
Trayvon Mullen Jr.	LCB	LCB	LCB	-	-	-	-	-	-	-	-	-	-	-	-	-	-	3	3	0	0
Carl Nassib	P	P	P	-	-	-	-	-	-	-	-	-	-	-	-	-	-	3	0	0	0
Yannick Ngakoue	DE	DE	DE	-	-	-	-	-	-	-	-	-	-	-	-	-	-	3	3	0	0
Keisean Nixon	IR	IR	IR	-	-	-	-	-	-	-	-	-	-	-	-	-	-	0	0	0	0
James Onwualu	RET	RET	RET	-	-	-	-	-	-	-	-	-	-	-	-	-	-	0	0	0	0
Patrick Onwuasor	PS	PS	P	-	-	-	-	-	-	-	-	-	-	-	-	-	-	1	0	0	0
Brandon Parker	P	P	P	-	-	-	-	-	-	-	-	-	-	-	-	-	-	3	0	0	0
Denzel Perryman	MLB	MLB	MLB	-	-	-	-	-	-	-	-	-	-	-	-	-	-	3	3	0	0
Nathan Peterman	N	X	X	-	-	-	-	-	-	-	-	-	-	-	-	-	-	0	0	2	1
Darius Philon	P	P	P	-	-	-	-	-	-	-	-	-	-	-	-	-	-	3	0	0	0
Jeremiah Poutasi	PS	PS	PS	-	-	-	-	-	-	-	-	-	-	-	-	-	-	0	0	0	0
Trey Ragas	X	X	X	-	-	-	-	-	-	-	-	-	-	-	-	-	-	0	0	3	0
Hunter Renfrow	P	P	P	-	-	-	-	-	-	-	-	-	-	-	-	-	-	3	0	0	0
Jalen Richard	IR	IR	IR	-	-	-	-	-	-	-	-	-	-	-	-	-	-	0	0	0	0
Theo Riddick	RET	RET	RET	-	-	-	-	-	-	-	-	-	-	-	-	-	-	0	0	0	0
Amik Robertson	P	P	P	-	-	-	-	-	-	-	-	-	-	-	-	-	-	3	0	0	0
Henry Ruggs III	WR	WR	WR	-	-	-	-	-	-	-	-	-	-	-	-	-	-	3	3	0	0
Kamaal Seymour	R/NFIN	R/NFIN	R/NFIN	-	-	-	-	-	-	-	-	-	-	-	-	-	-	0	0	0	0
Trent Sieg	P	P	P	-	-	-	-	-	-	-	-	-	-	-	-	-	-	3	0	0	0
John Simpson	LG	LG	LG	-	-	-	-	-	-	-	-	-	-	-	-	-	-	3	3	0	0
Kyle Sloter	^	PS	PS	-	-	-	-	-	-	-	-	-	-	-	-	-	-	0	0	0	0
Willie Snead IV	P	P	P	-	-	-	-	-	-	-	-	-	-	-	-	-	-	3	0	0	0
Dillon Stoner	PS	PS	PS	-	-	-	-	-	-	-	-	-	-	-	-	-	-	0	0	0	0
Solomon Thomas	P	P	P	-	-	-	-	-	-	-	-	-	-	-	-	-	-	3	0	0	0
DJ Turner	PS	PS	PS	-	-	-	-	-	-	-	-	-	-	-	-	-	-	0	0	0	0
Kendal Vickers	PS	PS	PS	-	-	-	-	-	-	-	-	-	-	-	-	-	-	0	0	0	0
Darren Waller	TE	TE	TE	-	-	-	-	-	-	-	-	-	-	-	-	-	-	3	3	0	0
Javin White	IR	IR	IR	-	-	-	-	-	-	-	-	-	-	-	-	-	-	0	0	0	0
K.J. Wright	P	P	P	-	-	-	-	-	-	-	-	-	-	-	-	-	-	3	0	0	0
Sam Young	RET	RET	RET	-	-	-	-	-	-	-	-	-	-	-	-	-	-	0	0	0	0

LEGEND: CAPS=Starter, P=Player was a substitution, N=On Inactive List, X=Did Not Play (Non-injury), PS=Practice Squad, IR=Injured Reserve, NOT=Not on Roster, RET=Reserve/Retired, R/NFIN=Reserve/NFIN, R/SUS=Reserve/League Susp., ^=With Other Team

DATE	POS.	PLAYER	TRANSACTION	POS.	PLAYER	TRANSACTION
Tue., Sep. 28	WR	David Moore	Signed by Broncos to active roster from Raiders PS			
Mon., Sep. 27	RB	Trey Ragas	Waived	LB	Patrick Onwuasor	Reverted to PS
	S	Ha Ha Clinton-Dix	Reverted to PS			
Sat., Sep. 25	LB	Patrick Onwuasor	Activated from PS	G	Richie Incognito	Placed on Reserve/Injured list
	RB	Trey Ragas	Signed to active roster from PS	S	Ha Ha Clinton-Dix	Activated from PS
Fri., Sep. 24	LB	Marquel Lee	Signed to PS	T	Devery Hamilton	Released from PS
Wed., Sep. 22	T	Jackson Barton	Signed as FA from New York Giants PS	LB	Marquel Lee	Released
Mon., Sep. 20	G	Lester Cotton Sr.	Reverted to PS	CB	Nevin Lawson	Released
	RB	Trey Ragas	Reverted to PS	QB	Kyle Slotter	Signed to PS
Sat., Sep. 18	QB	Marcus Mariota	Placed on Reserve/Injured list	LB	Marquel Lee	Signed to active roster from PS
	RB	Trey Ragas	Activated from PS	G	Lester Cotton Sr.	Activated from PS
Wed., Sep. 15	G	Jordan Simmons	Signed as FA	DT	Damion Square	Signed as FA
	S	Ha Ha Clinton-Dix	Signed to PS	G	Denzelle Good	Placed on Reserve/Injured list
	DT	Gerald McCoy	Placed on Reserve/Injured list	CB	Madre Harper	Released from PS
Tue., Sep. 14	RB	Trey Ragas	Reverted to PS			
Mon., Sep. 13	RB	Trey Ragas	Activated from PS			
Mon., Sep. 6	LB	K.J. Wright	Signed as FA	LB	Tanner Muse	Waived
	WR	David Moore	Signed to PS	LB	Patrick Onwuasor	Signed to PS
	RB	B.J. Emmons	Released	DT	Niles Scott	Released
Sat., Sep. 4	RB	Peyton Barber	Signed as FA from Washington PS			
Fri., Sep. 3	LB	Marquel Lee	Signed to PS	LB	Max Richardson	Released
Thu., Sep. 2	TE	Derek Carrier	Signed as FA	OL	Jermaine Eluemunor	Signed as FA
	S	Dallin Leavitt	Signed as FA	CB	Madre Harper	Signed to PS
	LB	Nicholas Morrow	Placed on Reserve/Injured list	CB	Keisean Nixon	Placed on Reserve/Injured list
	RB	Jalen Richard	Placed on Reserve/Injured list	LB	Javin White	Placed on Reserve/Injured list
Wed., Sep. 1	LB	Denzel Perryman	Acquired via trade with Panthers along with a 2022 seventh-round draft pick in exchange for a 2022 sixth-round draft pick	S	Jordan Brown	Signed to PS
	G	Lester Cotton Sr.	Signed to PS	RB	B.J. Emmons	Signed to PS
	DE	Gerri Green	Signed to PS	T	Devery Hamilton	Signed to PS
	CB	Robert Jackson	Signed to PS	C	Jimmy Morrissey	Signed to PS
	OL	Jeremiah Poutasi	Signed to PS	DT	Niles Scott	Signed to PS
	DE	Kendal Vickers	Signed to PS	LB	Max Richardson	Signed to PS
	TE	Matt Bushman	Signed to PS	RB	Trey Ragas	Signed to PS
	WR	Dillon Stoner	Signed to PS	WR	DJ Turner	Signed to PS
Tue., Aug. 31	G	Lester Cotton Sr.	Waived	DT	Matt Dickerson	Waived
	WR	Keelan Doss	Waived	RB	B.J. Emmons	Waived
	DE	Gerri Green	Waived	T	Devery Hamilton	Waived
	CB	Isaiah Johnson	Waived	G/T	Jaryd Jones-Smith	Waived
	S	Dallin Leavitt	Waived	C	Jimmy Morrissey	Waived
	OL	Jeremiah Poutasi	Waived	DT	Niles Scott	Waived
	DE	Kendal Vickers	Waived	WR	John Brown	Released
	TE	Derek Carrier	Released	S	Karl Joseph	Released
	G/T	Patrick O'Connell	Released	CB	Blidi Wreh-Wilson	Released
	LB	Asmar Bilal	Waived/Injured	TE	Alex Ellis	Waived/Injured
	CB	Nevin Lawson	Placed on Reserve/Suspended List	TE	Matt Bushman	Waived
	RB	Trey Ragas	Waived	LB	Max Richardson	Waived
	WR	Dillon Stoner	Waived	WR	DJ Turner	Waived
	RB	Garrett Groshek	Waived			
Thu., Aug. 26	LB	Te'von Coney	Waived			
Tue., Aug. 24	WR	Marcell Ateman	Released	LB	Darron Lee	Placed on Reserve/Injured List
	DT	Darius Stills	Waived/Injured			
Mon., Aug. 23	T	Devery Hamilton	Re-signed as FA	P	Corliss Waitman	Waived
	G	Parker Ehinger	Released	CB	Rasul Douglas	Released
Tue., Aug. 17	LB	Te'von Coney	Signed as FA			
Mon., Aug. 16	QB	Case Cookus	Waived	K	Dominik Eberle	Waived
	LS	Liam McCullough	Waived	RB	Bo Scarbrough	Waived
	WR	Caleb Scott	Waived	CB	De'Vante Bausby	Released
	DT	Ethan Westbrooks	Released			
Thu., Aug. 12	CB	Isaiah Johnson	Returned to practice from Active/Physically Unable to Perform List	CB	Shaun Crawford	Waived
Wed., Aug. 11	DT	Ethan Westbrooks	Signed as FA	WR	Trey Quinn	Waived/Injured
Tue., Aug. 10	LB	Divine Deablo	Returned to practice from Active/Physically Unable to Perform List			
	QB	Case Cookus	Signed as FA	T	Devery Hamilton	Waived/NFI
Fri., Aug. 6	RB	Bo Scarbrough	Signed as FA	OL	Jeremiah Poutasi	Signed as FA
Wed., Aug. 4	DT	Gerald McCoy	Signed as FA			
Tue., Aug. 3	T	Sam Young	Placed on Reserve/Retired List	RB	Jalen Richard	Returned to practice from Reserve/COVID-19 List
Mon., Aug. 2	LB	James Onwualu	Placed on Reserve/Retired List			
	RB	Darius Jackson	Waived			
Sun., Aug. 1	K	Dominik Eberle	Re-signed as FA			
Sat., Jul. 31	K	Daniel Carlson	Placed on Reserve/COVID-19 List			
Fri., Jul. 30	RB	Theo Riddick	Placed on Reserve/Retired List	RB	Kenyan Drake	Returned to practice from Active/Non-Football Injury List
	DT	Darius Stills	Returned to practice from Active/Non-Football Injury List			
Thu., Jul. 29	RB	B.J. Emmons	Signed as FA	RB	Darius Jackson	Signed as FA
Wed., Jul. 28	RB	Kenyan Drake	Placed on Active/Non-Football Injury List	RB	Jalen Richard	Placed on Reserve/COVID-19 List
	RB	Theo Riddick	Placed on Reserve/COVID-19 List			
Mon., Jul. 26	K	Dominik Eberle	Waived	P	Corliss Waitman	Signed as FA
Sun., Jul. 25	CB	Isaiah Johnson	Placed on Active/Physically Unable to Perform List	LB	Divine Deablo	Placed on Active/Physically Unable to Perform List
	T	Devery Hamilton	Placed on Active/Non-Football Injury List	DT	Darius Stills	Placed on Active/Non-Football Injury List
Fri., Jul. 23	LB	Divine Deablo	Signed as draft pick (D3b - '21)	DE	Malcolm Koonce	Signed as draft pick (D3a - '21)
Thu., Jun. 17	LB	Darron Lee	Signed as FA	CB	De'Vante Bausby	Signed as FA
	CB	T.J. Morrison	Waived			
Thu., Jun. 10	S	Kemah Siverand	Waived			
Wed., Jun. 9	CB	Blidi Wreh-Wilson	Signed as FA	T	Sam Young	Re-signed as FA
Mon., Jun. 7	G	Marquel Harrell	Waived	G	Parker Ehinger	Signed as FA
Fri., Jun. 4	S	Rashaan Gaulden	Waived	TE	Alex Ellis	Signed as FA
Thu., Jun. 3	S	Roderic Teamer	Signed as FA	TE	Carson Williams	Waived
	OL	Erik Magnuson	Released			
Wed., May. 26	T	Kamaal Seymour	Placed on Reserve/Non-Football Injury List			
Tue., May. 25	T	Kamaal Seymour	Waived/NFI			
Mon., May. 24	OL	Patrick O'Connell	Signed as FA	T	Alex Leatherwood	Signed as draft pick (D1 - '21)
Fri., May. 21	DE	David Irving	Released			
Mon., May. 17	S	Tyree Gillespie	Signed as draft pick (D4 - '21)	CB	Nate Hobbs	Signed as draft pick (D5 - '21)
	C	Jimmy Morrissey	Signed as draft pick (D7 - '21)			
Tue., May. 11	WR	Caleb Scott	Signed as FA			

ROSTER/TRANSACTIONS

Fri., May. 7	T	Devery Hamilton	Signed as UDFA	TE	Matt Bushman	Signed as UDFA
	CB	Shaun Crawford	Signed as UDFA	RB	Garrett Groshek	Signed as UDFA
	CB	T.J. Morrison	Signed as UDFA	RB	Trey Ragas	Signed as UDFA
	LB	Max Richardson	Signed as UDFA	DT	Darius Stills	Signed as UDFA
	WR	Dillon Stoner	Signed as UDFA	WR	DJ Turner	Signed as UDFA
Thu., May. 6	G	Marquel Harrell	Signed as FA			
Wed., May. 5	S	Jeff Heath	Released			
Tue., May. 4	CB	Casey Hayward	Signed as UFA (LAC)			
Mon., Apr. 26	TE	Carson Williams	Signed as FA			
Mon., Apr. 19	CB	Rasul Douglas	Signed as UFA (Car.)			
Thu., Apr. 15	DE	Arden Key	Waived	DT	Maurice Hurst	Waived
	QB	Kyle Slotter	Released			
Fri., Apr. 9	S	Karl Joseph	Signed as FA			
Fri., Mar. 26	WR	Willie Snead	Signed as UFA (Bal.)			
Wed., Mar. 24	G	Richie Incognito	Re-signed	G/T	Denzelle Good	Re-signed
	C	Nick Martin	Signed as UFA (Hou.)			
Tue., Mar. 23	CB	Nevin Lawson	Re-signed			
Mon., Mar. 22	DL	Darius Philon	Signed as FA	DL	Matt Dickerson	Signed as FA
	OL	Andre James	Signed to a multi-year contract extension			
Sat., Mar. 20	G	Gabe Jackson	Traded to the Seahawks in return for a 2021 fifth-round draft pick.	DT	Johnathan Hankins	Re-signed
Fri., Mar. 19	T	Trenton Brown	Traded with a 2022 seventh-round draft pick to the Patriots in return for a 2022 fifth-round draft pick	C	Rodney Hudson	Traded with a 2021 seventh-round draft pick to the Cardinals in return for a 2021 third-round draft pick
	RB	Kenyan Drake	Signed as UFA (Ari.)	LB	Nicholas Morrow	Re-signed
	RB	Theo Riddick	Re-signed	WR	Zay Jones	Re-signed
	TE	Derek Carrier	Re-signed	DT	Solomon Thomas	Signed as UFA (SF)
	DE	Yannick Ngakoue	Signed as UFA (Bal.)	WR	John Brown	Signed as UFA (Buf.)
Wed., Mar. 17	DT	Quinton Jefferson	Signed as UFA (Buf.)			
Tue., Mar. 9	G	Richie Incognito	Released	DB	Lamaricus Joyner	Released
Mon., Mar. 8	S	Dallin Leavitt	Signed to a one-year contract extension			
Wed., Mar. 3	LS	Trent Sieg	Re-signed as a restricted FA			
Tue., Mar. 2	DE	Kendal Vickers	Signed to a one-year contract extension			
Mon., Mar. 1	LB	Ukeme Eligwe	Waived	DE	Jeremiah Valoaga	Waived
	DB	D.J. Killings	Released			
Wed., Feb. 24	WR	Tyrell Williams	Released			
Thu., Feb. 18	DE	David Irving	Re-signed as FA			
Tue., Feb. 9	G	Lester Cotton Sr.	Signed as FA			
Thu., Feb. 4	QB	Nathan Peterman	Signed to a one-year contract extension			
Wed., Feb. 3	WR	Marcell Ateman	Signed to Reserve/Future contract			
Wed., Jan. 27	LB	Asmar Bilal	Signed to Reserve/Future contract			
Tue., Jan. 26	WR	Keelan Doss	Signed to Reserve/Future contract			
Fri., Jan. 15	QB	Kyle Slotter	Signed to Reserve/Future contract			
Tue., Jan. 12	WR	Trey Quinn	Signed to Reserve/Future contract			
Wed., Jan. 6	LS	Liam McCullough	Signed to Reserve/Future contract			
Tue., Jan. 5	TE	Nick Bowers	Signed to Reserve/Future contract	K	Dominik Eberle	Signed to Reserve/Future contract
	S	Rashaan Gaulden	Signed to Reserve/Future contract	DE	Gerri Green	Signed to Reserve/Future contract
	OL	Jaryd Jones-Smith	Signed to Reserve/Future contract	OL	Erik Magnuson	Signed to Reserve/Future contract
	LB	James Onwualu	Signed to Reserve/Future contract	DT	Niles Scott	Signed to Reserve/Future contract
	T	Kamaal Seymour	Signed to Reserve/Future contract	S	Kemah Siverand	Signed to Reserve/Future contract
	LB	Javin White	Signed to Reserve/Future contract			
Mon., Jan. 4	OL	Erik Magnuson	Reverted to PS	LB	James Onwualu	Reverted to PS
Sat., Jan. 2	S	Jeff Heath	Activated from Reserve/Injured - Designated For Return list	LB	James Onwualu	Activated from PS
	OL	Erik Magnuson	Activated from PS			
Fri., Jan. 1	S	Erik Harris	Activated from the Reserve/COVID-19 list			



RAIDERS STATISTICS

TEAM STATS

LAS VEGAS RAIDERS / REGULAR SEASON WEEK 3 / THROUGH SUNDAY, SEPTEMBER 26, 2021

WON 3, LOST 0				JON GRUDEN (3 GAMES)	
09/13	W	33-27 (OT)	Baltimore	61,756	
09/19	W	26-17	at Pittsburgh	63,707	
09/26	W	31-28 (OT)	Miami	59,311	

2021 TEAM STATISTICS			LV	OPP.
FIRST DOWNS				
			76	59
Rushing			17	16
Passing			52	37
Penalty			7	6
Third Down-Made/Att			20/43	14/42
Third Down Efficiency			46.5%	33.3%
Fourth Down-Made/Att			1/3	4/7
Fourth Down Efficiency			33.3%	57.1%
TOTAL NET YARDS			1,413	1,067
Avg. Per Game			471.0	355.7
Total Plays			225	201
Avg. Per Play			6.3	5.3
NET YARDS RUSHING			274	361
Avg. Per Game			91.3	120.3
Total Rushes			81	75
Avg. Per Rush			3.4	4.8
NET YARDS PASSING			1,139	706
Avg. Per Game			379.7	235.3
Sacked/Yards Lost			8/64	7/39
Gross Yards			1,203	745
Attempts/Completions			136/88	119/78
Pct. of Completion			64.7%	65.5%
Had Intercepted			2	1
PUNTS/AVERAGE			14/51.6	12/44.3
Net Punting Average			41.9	40.5
PUNT RETURN/AVG.			6/7.5	9/12.8
KICKOFF RETURN/AVG.			4/17.5	5/21.4
INTERCEPTION RETURN/AVG.			1/18.0	2/42.5
PENALTIES/YARDS			23/206	18/182
FUMBLES/BALL LOST			5/0	7/2
TOUCHDOWNS			9	8
Rushing			3	5
Passing			6	2
Returns			0	1
EXTRA POINTS/ATTEMPTS			7/8	7/7
TWO POINT CONVERSION/ATT.			0/0	1/1
FIELD GOALS/ATTEMPTS			9/9	5/6
AVG. TIME OF POSSESSION			32:50	27:10

SCORE BY PERIODS		Q1		Q2		Q3		Q4		OT		PTS	
TEAM		5		26		14		33		12		90	
OPPONENTS		21		14		3		31		3		72	
SCORING		TD	RU	PA	RT	K-PAT	FG	2PT	S	PTS			
D. Carlson		0	0	0	0	7/8	9/9	0	0	34			
J. Jacobs		2	2	0	0	0/0	0/0	0	0	12			
P. Barber		1	1	0	0	0/0	0/0	0	0	6			
A. Ingold		1	0	1	0	0/0	0/0	0	0	6			
Z. Jones		1	0	1	0	0/0	0/0	0	0	6			
F. Moreau		1	0	1	0	0/0	0/0	0	0	6			
H. Renfrow		1	0	1	0	0/0	0/0	0	0	6			
H. Ruggs III		1	0	1	0	0/0	0/0	0	0	6			
D. Waller		1	0	1	0	0/0	0/0	0	0	6			
C. Hayward Jr.		0	0	0	0	0/0	0/0	0	1	2			
TEAM		9	3	6	0	7/8	9/9	0	1	90			
OPPONENTS		8	5	2	1	7/7	5/6	1	0	72			

2-Pt Conv: TM 0-0, OPP 1-1

D. Carlson: (34G, 55G) (46G, 33G, 41G, 45G) (50G, 38G, 22G)
OPP: (40G, 47G) (56G) (48RU, 46G, 50G)

SACKS: S. Thomas 2.5, M. Crosby 2.0, C. Nassib 1.5, Q. Jefferson 1.0, TM 7.0, OPP 8.0 FUM/LOST: D. Carr 3/0, P. Barber 1/0, A. James 1/0, TM 5/0, OPP 7/2

PASSING	ATT	CMP	YDS	CMP%	YDS/ATT	TD	TD%	INT	INT%	LONG	SACK	LOST	RATING
D. Carr	136	88	1,203	64.7	8.8	6	4.4	2	1.5	61t	8.0	64	101.4
TEAM	136	88	1,203	64.7	8.8	6	4.4	2	1.5	61t	8	64	101.4
OPPONENTS	119	78	745	65.5	6.3	2	1.7	1	0.8	52	7	39	84.9

RUSHING	NO.	YDS	AVG	LONG	TD
P. Barber	36	143	4.0	27	1
K. Drake	21	44	2.1	6	0
J. Jacobs	10	34	3.4	15t	2
M. Mariota	1	31	31.0	31	0
D. Carr	10	13	1.3	5	0
H. Ruggs III	2	9	4.5	7	0
A. Ingold	1	0	0.0	0	0
TEAM	81	274	3.4	31	3
OPPONENTS	75	361	4.8	35t	5

RECEIVING	TAR	NO.	YDS	AVG	LONG	TD
D. Waller	33	20	224	11.2	25	1
H. Renfrow	22	16	204	12.8	27	1
H. Ruggs III	19	11	237	21.5	61t	1
K. Drake	17	13	138	10.6	21	0
B. Edwards	13	10	210	21.0	34	0
A. Ingold	6	5	23	4.6	9	1
F. Moreau	5	3	42	14.0	25	1
P. Barber	5	3	31	10.3	23	0
Z. Jones	3	3	61	20.3	31t	1
W. Snead IV	2	1	14	14.0	14	0
D. Carrier	2	2	13	6.5	9	0
J. Jacobs	2	1	6	6.0	6	0
TEAM	129	88	1,203	13.7	61t	6
OPPONENTS	116	78	745	9.6	52	2

INTERCEPTIONS	NO.	YDS	AVG	LONG	TD
T. Mullen Jr.	1	18	18.0	18	0
TEAM	1	18	18.0	18	0
OPPONENTS	2	85	42.5	85t	1

FUMBLES	FUM	LST	FF	REC	TD
A. James	1	0	0	0	0
P. Barber	1	0	0	0	0
A. Ingold	0	0	0	1	0
J. Simpson	0	0	0	1	0
D. Carr	3	0	0	3	0
TEAM	5	0	0	5	0
OPPONENTS	7	2	0	4	0

PUNTING	NO.	YDS	AVG	NET	TB	IN	LG	B
A. Cole	14	722	51.6	41.9	1	6	67	0
TEAM	14	722	51.6	41.9	1	6	67	0
OPPONENTS	12	531	44.3	40.5	0	7	59	0

PUNT RETURNS	RET	FC	YDS	AVG	LONG	TD
H. Renfrow	6	3	45	7.5	16	0
TEAM	6	3	45	7.5	16	0
OPPONENTS	9	2	115	12.8	30	0

KICKOFF RETURNS	NO.	YDS	AVG	LONG	TD
H. Ruggs III	4	70	17.5	22	0
TEAM	4	70	17.5	22	0
OPPONENTS	5	107	21.4	28	0

FIELD GOALS	1-19	20-29	30-39	40-49	50+
D. Carlson	0/0	1/1	3/3	3/3	2/2
TEAM	0/0	1/1	3/3	3/3	2/2
OPPONENTS	0/0	0/0	0/0	3/4	2/2

**2021 REGULAR SEASON LAS VEGAS RAIDERS DEFENSIVE STATS
(THROUGH WEEK 3)**

POS.	PLAYER	SOLO	ASST.	TOTAL	TFL	SACKS/YDS.	PR	FR	FF	INT./YDS.	PD
LB	D. Perryman	21	15	36	0	0.0/0.0	0	1	0	0/0	0
LB	C. Littleton	13	11	24	0	0.0/0.0	0	0	0	0/0	1
S	J. Abram	13	10	23	1	0.0/0.0	0	0	0	0/0	1
CB	T. Mullen Jr.	13	2	15	0	0.0/0.0	0	0	0	1/18	4
CB	N. Hobbs	9	2	11	0	0.0/0.0	0	0	0	0/0	0
DT	Q. Jefferson	4	6	10	1	1.0/5.0	3	0	1	0/0	0
DE	M. Crosby	6	3	9	3	2.0/12.0	12	0	0	0/0	0
S	T. Moehrig	6	3	9	0	0.0/0.0	0	0	0	0/0	0
CB	C. Hayward Jr.	7	1	8	1	0.0/0.0	0	0	0	0/0	2
DE	C. Nassib	5	3	8	0	1.5/12.5	2	0	1	0/0	0
DT	J. Hankins	2	5	7	0	0.0/0.0	2	0	0	0/0	0
DT	D. Philon	3	3	6	1	0.0/0.0	0	1	0	0/0	0
DT	S. Thomas	3	3	6	1	2.5/9.5	3	0	1	0/0	1
DE	Y. Ngakoue	2	4	6	0	0.0/0.0	2	0	0	0/0	1
LB	N. Kwiatkoski	4	0	4	1	0.0/0.0	0	0	0	0/0	0
LB	K. Wright	2	2	4	1	0.0/0.0	0	0	0	0/0	0
S	D. Leavitt	1	1	2	0	0.0/0.0	0	0	0	0/0	1
S	T. Gillespie	0	2	2	0	0.0/0.0	0	0	0	0/0	0
CB	D. Arnette	1	0	1	0	0.0/0.0	0	0	0	0/0	1
LB	D. Deablo	1	0	1	0	0.0/0.0	0	0	0	0/0	0
CB	A. Robertson	1	0	1	0	0.0/0.0	0	0	0	0/0	0
DE	C. Ferrell	0	1	1	0	0.0/0.0	0	0	0	0/0	0
TOTALS		117	77	194	10	7.0/39.0	24	2	3	1/18	12

2021 REGULAR SEASON RAIDERS SPECIAL TEAMS STATS

POS.	PLAYER	TKLS.	ASST.	TOTAL
LB	Lee, Marquel	1	2	3
LB	Kwiatkoski, Nick	0	3	3
S	Leavitt, Dallin	0	3	3
TE	Carrier, Derek	2	0	2
S	Abram, Johnathan	1	1	2
S	Gillespie, Tyree	0	2	2
FB	Ingold, Alec	1	0	1
WR	Jones, Zay	1	0	1
TE	Moreau, Foster	1	0	1
CB	Mullen Jr., Trayvon	1	0	1
LS	Sieg, Trent	1	0	1
CB	Robertson, Amik	0	1	1
TOTALS		9	12	21

DEFENSIVE SCORES

INT (0)

FR (0)

Safety (1) (:36) (Shotgun) J.Brissett pass short left to J.Waddle tackled in End Zone for -1 yards, SAFETY (C.Hayward). **vs. MIA (09/26/21)**

SPECIAL TEAMS BIG PLAYS

FR (0)

Regular Season defensive and special teams statistics are based on press box statistics.

2021 REGULAR SEASON RAIDERS GAME-BY-GAME OFFENSE

	09/13	09/19	09/26	10/04	10/10	10/17	10/24	11/07	11/14	11/21	11/25	12/05	12/12	12/19	12/26	01/02	01/09	
	BAL	@ PIT	MIA	@ LAC	CHI	@ DEN	PHI	@ NYG	KC	CIN	@ DAL	WAS	@ KC	@ CLE	DEN	@ IND	LAC	Totals
SCORING																		
Points	33	26	31															90
Q1	0	3	2															5
Q2	10	6	10															26
Q3	0	7	7															14
Q4	17	10	6															33
OT	6	0	6															12
TD Rushing	2	0	1															3
TD Passing	2	2	2															6
TD KO Returns	0	0	0															0
TD Punt Returns	0	0	0															0
TD Sp. Teams	0	0	0															0
TD Def. Returns	0	0	0															0
FG Attempts	2	4	3															9
FG Made	2	4	3															9
Safety	0	0	1															1
2-Pt Attempts	0	0	0															0
2-Pt Made	0	0	0															0
Time of Possession	34:08	34:22	38:47															107:17
FIRST DOWNS																		
Total	26	22	28															76
Rushing	6	4	7															17
Passing	17	17	18															52
Penalty	3	1	3															7
THIRD DOWNS																		
Attempts	15	13	15															43
Converted	7	5	8															20
Percentage	46.7%	38.5%	53.3%															46.5%
FOURTH DOWNS																		
Attempts	1	1	1															3
Converted	0	1	0															1
Percentage	0.0%	100.0%	0.0%															33.3%
TOT. OFFENSE																		
Net Yards	491	425	497															1,413
Plays	80	64	81															225
Avg./Play	6.1	6.6	6.1															6.3
RUSHING																		
Net Yards	82	52	140															274
Rush. Att.	21	25	35															81
Avg./Att.	3.9	2.1	4.0															3.4
ADVANCES																		
Rushes	21	25	35															81
Completions	34	28	26															176
Totals	55	53	61															169
Total Drives	14	10	13															37
PENALTIES																		
Number	10	5	8															23
Yards	62	40	104															206
FUMBLES																		
Number	1	2	2															5
Lost	0	0	0															0
PUNTING																		
Yards	316	190	216															722
Punts	6	4	4															14
Net Avg.	41.5	37.3	47.3															41.9
Gross Avg.	52.7	47.5	54.0															51.6

2021 REGULAR SEASON RAIDERS GAME-BY-GAME DEFENSE

	09/13	09/19	09/26	10/04	10/10	10/17	10/24	11/07	11/14	11/21	11/25	12/05	12/12	12/19	12/26	01/02	01/09	
	BAL	@ PIT	MIA	@ LAC	CHI	@ DEN	PHI	@ NYG	KC	CIN	@ DAL	WAS	@ KC	@ CLE	DEN	@ IND	LAC	Totals
SCORING																		
Points	27	17	28															72
Q1	7	0	14															21
Q2	7	7	0															14
Q3	3	0	0															3
Q4	10	10	11															31
OT	0	0	3															3
TD Rushing	2	1	2															5
TD Passing	1	1	0															2
TD KO Returns	0	0	0															0
TD Punt Returns	0	0	0															0
TD Sp. Teams	0	0	0															0
TD Def. Returns	0	0	1															1
FG Attempts	2	1	3															6
FG Made	2	1	2															5
Safety	0	0	0															0
2-Pt Attempts	0	0	1															1
2-Pt Made	0	0	1															1
Time of Possession	32:14	25:38	31:13															89:05
FIRST DOWNS																		
Total	20	17	22															59
Rushing	8	3	5															16
Passing	11	13	13															37
Penalty	1	1	4															6
THIRD DOWNS																		
Attempts	12	12	18															42
Converted	3	5	6															14
Percentage	25.0%	41.7%	33.3%															33.3%
FOURTH DOWNS																		
Attempts	2	1	4															7
Converted	1	0	3															4
Percentage	50.0%	0.0%	75.0%															57.1%
TOT. OFFENSE																		
Net Yards	406	331	330															1,067
Plays	67	56	78															201
Avg./Play	6.1	5.9	4.2															5.3
RUSHING																		
Net Yards	189	39	133															361
Rush. Att.	34	14	27															75
Avg./Att.	5.6	2.8	4.9															4.8
ADVANCES																		
Rushes	34	14	27															75
Completions	19	27	32															156
Totals	53	41	59															153
Total Drives	13	11	11															35
PENALTIES																		
Number	5	5	8															18
Yards	71	43	68															182
FUMBLES																		
Number	4	1	2															7
Lost	2	0	0															2
PUNTING																		
Yards	179	197	155															531
Punts	4	4	4															12
Net Avg.	42.3	42.8	36.5															40.5
Gross Avg.	44.8	49.3	38.8															44.3

LAS VEGAS RAIDERS SEASON HIGHS

CATEGORY	HIGH	DATE	OPPONENT
Points	33	9/13	vs. Baltimore
Points in a Quarter	17	9/13	vs. Baltimore
Points in a Half	17	9/13	vs. Baltimore
Total Touchdowns	4	9/13	vs. Baltimore
Offensive Plays	81	9/26	vs. Miami
Total Net Yards	497	9/26	vs. Miami
Total First Downs	28	9/26	vs. Miami
First Downs Rushing	7	9/26	vs. Miami
First Downs Passing	18	9/26	vs. Miami
First Down Penalties	3	9/13	vs. Baltimore
Third Down Efficiency	53.3%	9/26	vs. Miami
Average Yards Per Play	6.6	9/19	at Pittsburgh
Total Net Yards Rushing	140	9/26	vs. Miami
Rushing Attempts	35	9/26	vs. Miami
Rushing Average Yards	4	9/26	vs. Miami
Rushing Touchdowns	2	9/13	vs. Baltimore
Total Net Yards Passing	409	9/13	vs. Baltimore
Passing Attempts	56	9/13	vs. Baltimore
Passing Completions	34	9/13	vs. Baltimore
Passing Touchdowns	2	9/13	vs. Baltimore
Yards Per Attempt	9.6	9/19	at Pittsburgh
Passes Thrown for Interception	1	9/13	vs. Baltimore
Times Sacked	3	9/13	vs. Baltimore
QB Sacks	3	9/13	vs. Baltimore
Sack Yards Lost	29	9/26	vs. Miami
Total Punts	6	9/13	vs. Baltimore
Total Punt Yards	316	9/13	vs. Baltimore
Gross Punting Average	54	9/26	vs. Miami
Net Punting Average	47.3	9/26	vs. Miami
Punt Returns	2	9/13	vs. Baltimore
Punt Return Yards	26	9/19	at Pittsburgh
Punt Return Average	13.0	9/19	at Pittsburgh
Kickoff Returns	2	9/13	vs. Baltimore
Kickoff Return Yards	33	9/13	vs. Baltimore
Total Penalties	10	9/13	vs. Baltimore
Penalty Yards	104	9/26	vs. Miami
Total Fumbles	2	9/19	at Pittsburgh
Fumbles Lost	0	9/13	vs. Baltimore
Time of Possession	38:47	9/26	vs. Miami
Turnovers	1	9/13	vs. Baltimore

OPPONENT SEASON HIGHS

CATEGORY	HIGH	DATE	OPPONENT
Points	28	9/26	vs. Miami
Points in a Quarter	14	9/26	vs. Miami
Points in a Half	14	9/13	vs. Baltimore
Total Touchdowns	3	9/13	vs. Baltimore
Offensive Plays	78	9/26	vs. Miami
Total Net Yards	406	9/13	vs. Baltimore
Total First Downs	22	9/26	vs. Miami
First Downs Rushing	8	9/13	vs. Baltimore
First Downs Passing	13	9/19	at Pittsburgh
First Down Penalties	4	9/26	vs. Miami
Third Down Efficiency	41.7%	9/19	at Pittsburgh
Average Yards Per Play	6.1	9/13	vs. Baltimore
Total Net Yards Rushing	189	9/13	vs. Baltimore
Rushing Attempts	34	9/13	vs. Baltimore
Rushing Average Yards	5.6	9/13	vs. Baltimore
Rushing Touchdowns	2	9/13	vs. Baltimore
Total Net Yards Passing	292	9/19	at Pittsburgh
Passing Attempts	49	9/26	vs. Miami
Passing Completions	32	9/26	vs. Miami
Passing Touchdowns	1	9/13	vs. Baltimore
Yards Per Attempt	7	9/19	at Pittsburgh
Passes Thrown for Interception	1	9/19	at Pittsburgh
Times Sacked	3	9/13	vs. Baltimore
QB Sacks	3	9/13	vs. Baltimore
Sack Yards Lost	18	9/13	vs. Baltimore
Total Punts	4	9/13	vs. Baltimore
Total Punt Yards	197	9/19	at Pittsburgh
Gross Punting Average	49.3	9/19	at Pittsburgh
Net Punting Average	42.8	9/19	at Pittsburgh
Punt Returns	4	9/13	vs. Baltimore
Punt Return Yards	67	9/13	vs. Baltimore
Punt Return Average	16.8	9/13	vs. Baltimore
Kickoff Returns	4	9/19	at Pittsburgh
Kickoff Return Yards	92	9/19	at Pittsburgh
Total Penalties	8	9/26	vs. Miami
Penalty Yards	71	9/13	vs. Baltimore
Total Fumbles	4	9/13	vs. Baltimore
Fumbles Lost	2	9/13	vs. Baltimore
Time of Possession	32:14	9/13	vs. Baltimore
Turnovers	2	9/13	vs. Baltimore

2021 REGULAR SEASON RAIDERS INDIVIDUAL SINGLE-GAME HIGHS

Touchdowns	2	Josh Jacobs	vs. Ravens	09/13
Passes Attempted	56	Derek Carr	vs. Ravens	09/13
Passes Completed	34	Derek Carr	vs. Ravens	09/13
Completion Percentage	75.6	Derek Carr	at Steelers	09/19
Passing Yards	435	Derek Carr	vs. Ravens	09/13
Yards Per Attempt	10.3	Derek Carr	at Steelers	09/19
Touchdown Passes	2	Derek Carr	vs. Dolphins	09/26
		Derek Carr	at Steelers	09/19
		Derek Carr	vs. Ravens	09/13
Receptions	10	Darren Waller	vs. Ravens	09/13
Receiving Yards	113	Henry Ruggs III	at Steelers	09/19
Touchdown Receptions	1	Alec Ingold	vs. Dolphins	09/26
		Hunter Renfrow	vs. Dolphins	09/26
		Foster Moreau	at Steelers	09/19
		Henry Ruggs III	at Steelers	09/19
		Zay Jones	vs. Ravens	09/13
		Darren Waller	vs. Ravens	09/13
Rushing Yards	111	Peyton Barber	vs. Dolphins	09/26
Rushing Attempts	23	Peyton Barber	vs. Dolphins	09/26
Rushing Average	4.8	Peyton Barber	vs. Dolphins	09/26
Rushing Touchdowns	2	Josh Jacobs	vs. Ravens	09/13
Yards From Scrimmage	142	Peyton Barber	vs. Dolphins	09/26
Combined Net Yards	142	Peyton Barber	vs. Dolphins	09/26
Interceptions Made	1	Trayvon Mullen Jr.	at Steelers	09/19
Interceptions Thrown	1	Derek Carr	vs. Dolphins	09/26
		Derek Carr	vs. Ravens	09/13
INT Return Yards	18	Trayvon Mullen Jr.	at Steelers	09/19
Tackles	14	Denzel Perryman	vs. Dolphins	09/26
Sacks	2.0	Solomon Thomas	at Steelers	09/19
		Maxx Crosby	vs. Ravens	09/13
Punts	6	AJ Cole	vs. Ravens	09/13
Punts Inside the 20	2	AJ Cole	vs. Dolphins	09/26
		AJ Cole	at Steelers	09/19
		AJ Cole	vs. Ravens	09/13
Punting Average	54.0	AJ Cole	vs. Dolphins	09/26
Punt Returns	2	Hunter Renfrow	vs. Dolphins	09/26
		Hunter Renfrow	at Steelers	09/19
		Hunter Renfrow	vs. Ravens	09/13
Punt Return Yards	26	Hunter Renfrow	at Steelers	09/19
Kickoff Returns	2	Henry Ruggs III	vs. Ravens	09/13
Kickoff Return Yards	33	Henry Ruggs III	vs. Ravens	09/13
Field Goals Attempted	4	Daniel Carlson	at Steelers	09/19
Field Goals Made	4	Daniel Carlson	at Steelers	09/19

2021 REGULAR SEASON LAS VEGAS RAIDERS LONGEST PLAYS

Rushing Long	31	Marcus Mariota	vs. Ravens	09/13
Touchdown Run	15	Josh Jacobs	vs. Ravens	09/13
Passing Long	61	Derek Carr	at Steelers	09/19
Touchdown Pass Long	61	Derek Carr	at Steelers	09/19
Reception	61	Henry Ruggs III	at Steelers	09/19
Touchdown Reception	61	Henry Ruggs III	at Steelers	09/19
Interception Return	18	Trayvon Mullen Jr.	at Steelers	09/19
Longest Own Fumble Return	1	Alec Ingold	vs. Dolphins	09/26
Longest Opponent's Fumble Return	1	Denzel Perryman	vs. Ravens	09/13
Punt Return	16	Hunter Renfrow	at Steelers	09/19
Kickoff Return	22	Henry Ruggs III	at Steelers	09/19
Punt	67	AJ Cole	vs. Dolphins	09/26
		AJ Cole	vs. Ravens	09/13
Field Goal Made	55	Daniel Carlson	vs. Ravens	09/13
Field Goal Attempt	55	Daniel Carlson	vs. Ravens	09/13

2021 REGULAR SEASON OPPONENTS INDIVIDUAL SINGLE-GAME HIGHS

Touchdowns	1	Jacoby Brissett	vs. Dolphins	09/26
		Malcolm Brown	vs. Dolphins	09/26
		Najee Harris	at Steelers	09/19
		JuJu Smith-Schuster	at Steelers	09/19
		Marquise Brown	vs. Ravens	09/13
		Lataavius Murray	vs. Ravens	09/13
		Ty'Son Williams	vs. Ravens	09/13
Passes Attempted	49	Jacoby Brissett	vs. Dolphins	09/26
Passes Completed	32	Jacoby Brissett	vs. Dolphins	09/26
Completion Percentage	67.5	Ben Roethlisberger	at Steelers	09/19
Passing Yards	295	Ben Roethlisberger	at Steelers	09/19
Yards Per Attempt	7.8	Lamar Jackson	vs. Ravens	09/13
Touchdown Passes	1	Ben Roethlisberger	at Steelers	09/19
		Lamar Jackson	vs. Ravens	09/13
Receptions	12	Jaylen Waddle	vs. Dolphins	09/26
Receiving Yards	105	Diontae Johnson	at Steelers	09/19
Touchdown Receptions	1	Najee Harris	at Steelers	09/19
		Marquise Brown	vs. Ravens	09/13
Rushing Yards	86	Lamar Jackson	vs. Ravens	09/13
Rushing Attempts	13	Myles Gaskin	vs. Dolphins	09/26
Rushing Average	7.2	Ty'Son Williams	vs. Ravens	09/13
Rushing Touchdowns	1	Jacoby Brissett	vs. Dolphins	09/26
		Malcolm Brown	vs. Dolphins	09/26
		JuJu Smith-Schuster	at Steelers	09/19
		Lataavius Murray	vs. Ravens	09/13
		Ty'Son Williams	vs. Ravens	09/13
Yards From Scrimmage	105	Diontae Johnson	at Steelers	09/19
Combined Net Yards	113	Ray-Ray McCloud	at Steelers	09/19
Interceptions Made	1	Elandon Roberts	vs. Dolphins	09/26
		Anthony Averett	vs. Ravens	09/13
Interceptions Thrown	1	Ben Roethlisberger	at Steelers	09/19
INT Return Yards	85	Elandon Roberts	vs. Dolphins	09/26
Tackles	10	Joe Schobert	at Steelers	09/19
		Robert Spillane	at Steelers	09/19
Sacks	2.0	Brandon Jones	vs. Dolphins	09/26
Punts	4	Michael Palardy	vs. Dolphins	09/26
		Pressley Harvin III	at Steelers	09/19
		Sam Koch	vs. Ravens	09/13
Punts Inside the 20	3	Michael Palardy	vs. Dolphins	09/26
		Pressley Harvin III	at Steelers	09/19
Punting Average	49.3	Pressley Harvin III	at Steelers	09/19
Punt Returns	4	Devin Duvernay	vs. Ravens	09/13
Punt Return Yards	67	Devin Duvernay	vs. Ravens	09/13
Kickoff Returns	4	Ray-Ray McCloud	at Steelers	09/19
Kickoff Return Yards	92	Ray-Ray McCloud	at Steelers	09/19
Field Goals Attempted	3	Jason Sanders	vs. Dolphins	09/26
Field Goals Made	2	Jason Sanders	vs. Dolphins	09/26
		Justin Tucker	vs. Ravens	09/13

2021 REGULAR SEASON OPPONENTS LONGEST PLAYS

Rushing Long	35	Ty'Son Williams	vs. Ravens	09/13
Touchdown Run	35	Ty'Son Williams	vs. Ravens	09/13
Passing Long	52	Ben Roethlisberger	at Steelers	09/19
Touchdown Pass Long	25	Ben Roethlisberger	at Steelers	09/19
Reception	52	Chase Claypool	at Steelers	09/19
Touchdown Reception	25	Najee Harris	at Steelers	09/19
Interception Return	85	Elandon Roberts	vs. Dolphins	09/26
Longest INT Return for TD	85	Elandon Roberts	vs. Dolphins	09/26
Punt Return	30	Devin Duvernay	vs. Ravens	09/13
Kickoff Return	28 (2)	Ray-Ray McCloud	at Steelers	09/19
Punt	59	Pressley Harvin III	at Steelers	09/19
Field Goal Made	56	Chris Boswell	at Steelers	09/19
Field Goal Attempt	56 (2)	Chris Boswell	at Steelers	09/19

2021 REGULAR SEASON BIG YARDAGE GAMES

100-YARD PASS RECEIVERS

DATE	OPPONENT	PLAYER	REC.	YDS.	AVG.	LG	TD
9/13	vs. Ravens	Darren Waller	10	105	10.5	24	1
9/19	at Steelers	Henry Ruggs III	5	113	22.6	61T	1

100-YARD RUSHERS

DATE	OPPONENT	PLAYER	ATT.	YDS.	AVG.	LG	TD
9/26	vs. Dolphins	Peyton Barber	23	111	4.8	27	1

300-YARD PASSERS

DATE	OPPONENT	PLAYER	ATT.	YDS.	COMP.	LG	TD
9/13	vs. Ravens	Derek Carr	56	435	34	37	2
9/19	at Steelers	Derek Carr	37	382	28	61T	2
9/26	vs. Dolphins	Derek Carr	43	386	26	34	2

2021 OPPONENTS BIG YARDAGE GAMES

100-YARD PASS RECEIVERS

DATE	OPPONENT	PLAYER	REC.	YDS.	AVG.	LG	TD
9/19	at Steelers	Diontae Johnson	9	105	11.7	41	0

DATE	OPPONENT	QTR	RAIDERS PLAYER	RUN	PASS	DOWN	RESULT	GAME OUTCOME
09/19	at Pittsburgh	4	Derek Carr -> Henry Ruggs III		61T	3-10-LV 39	Touchdown	W, 26-17
09/13	Baltimore	4	Derek Carr -> Henry Ruggs III		37	3-10-BAL 47	Touchdown	W, 33-27 (ot)
09/26	Miami	5	Derek Carr -> Bryan Edwards		34	2-15-LV 20	Field Goal	W, 31-28 (ot)
09/13	Baltimore	5	Derek Carr -> Bryan Edwards		32	3-4-BAL 33	Interception	W, 33-27 (ot)
09/26	Miami	5	Derek Carr -> Bryan Edwards		32	2-10-LV 47	Field Goal	W, 31-28 (ot)
09/13	Baltimore	1	Marcus Mariota run	31		3-1-LV 34	Punt	W, 33-27 (ot)
09/13	Baltimore	5	Derek Carr -> Zay Jones		31T	2-14-BAL 31	Touchdown	W, 33-27 (ot)
09/19	at Pittsburgh	3	Derek Carr -> Henry Ruggs III		30	2-9-PIT 39	Touchdown	W, 26-17
09/13	Baltimore	5	Derek Carr -> Hunter Renfrow		27	2-12-LV 34	Interception	W, 33-27 (ot)
09/26	Miami	5	Peyton Barber run	27		1-10-MIA 46	Field Goal	W, 31-28 (ot)
09/19	at Pittsburgh	2	Derek Carr -> Foster Moreau		25	1-10-LV 48	Field Goal	W, 26-17
09/19	at Pittsburgh	4	Derek Carr -> Darren Waller		25	2-7-LV 30	Field Goal	W, 26-17
09/26	Miami	1	Derek Carr -> Hunter Renfrow		25	3-10-LV 35	Punt	W, 31-28 (ot)
09/13	Baltimore	2	Derek Carr -> Darren Waller		24	3-1-BAL 43	Touchdown	W, 33-27 (ot)
09/26	Miami	1	Derek Carr -> Hunter Renfrow		24	2-8-LV 17	Interception	W, 31-28 (ot)
09/19	at Pittsburgh	3	Derek Carr -> Hunter Renfrow		23	3-9-LV 37	Touchdown	W, 26-17
09/26	Miami	3	Derek Carr -> Peyton Barber		23	2-7-LV 38	Touchdown	W, 31-28 (ot)
09/26	Miami	1	Derek Carr -> Bryan Edwards		23	1-10-MIA 49	Interception	W, 31-28 (ot)
09/26	Miami	2	Derek Carr -> Henry Ruggs III		23	2-6-LV 29	Touchdown	W, 31-28 (ot)
09/26	Miami	3	Derek Carr -> Darren Waller		23	3-13-MIA 42	Touchdown	W, 31-28 (ot)
09/13	Baltimore	4	Derek Carr -> Kenyan Drake		21	3-28-LV 23	Punt	W, 33-27 (ot)
09/26	Miami	2	Derek Carr -> Henry Ruggs III		21	3-3-MIA 29	Touchdown	W, 31-28 (ot)
09/13	Baltimore	4	Derek Carr -> Bryan Edwards		20	1-10-LV 25	Field Goal	W, 33-27 (ot)

OPPONENT BIG PLAYS OF 20+ YARDS

DATE	OPPONENT	QTR	OPP. PLAYER	RUN	PASS	DOWN	RESULT	GAME OUTCOME
09/19	at Pittsburgh	4	Ben Roethlisberger -> Chase Claypool		52	2-7-PIT 23	Touchdown	W, 17-26
09/13	Baltimore	4	Lamar Jackson -> Sammy Watkins		49	2-5-BAL 43	Touchdown	W, 27-33 (ot)
09/19	at Pittsburgh	2	Ben Roethlisberger -> Diontae Johnson		41	3-8-LV 46	Touchdown	W, 17-26
09/13	Baltimore	1	Ty'Son Williams run	35T		4-1-LV 35	Touchdown	W, 27-33 (ot)
09/13	Baltimore	2	Lamar Jackson -> Sammy Watkins		29	2-14-LV 43	Touchdown	W, 27-33 (ot)
09/13	Baltimore	2	Lamar Jackson -> Marquise Brown		29	1-10-BAL 32	Touchdown	W, 27-33 (ot)
09/13	Baltimore	4	Lamar Jackson run	28		2-10-BAL 35	Field Goal	W, 27-33 (ot)
09/26	Miami	5	Jacoby Brissett -> Mike Gesicki		27	4-20-MIA 15	Field Goal	W, 28-31 (ot)
09/19	at Pittsburgh	4	Ben Roethlisberger -> Najee Harris		25T	3-10-LV 25	Touchdown	W, 17-26
09/26	Miami	1	Malcolm Brown run	24T		1-10-LV 24	Touchdown	W, 28-31 (ot)
09/13	Baltimore	1	Lamar Jackson -> Ty'Son Williams		21	2-10-BAL 35	Touchdown	W, 27-33 (ot)

RAIDERS

(AS OF SEP 28, 2021, 1:43 PM PDT)

2021 : REGULAR SEASON

PLAYS			NET YARDS			TIME		
DATE	OPPONENT	PLAYS	DATE	OPPONENT	NET YARDS	DATE	OPPONENT	TIME
9/19	at Pittsburgh	13 (field goal)	9/26	Miami	95 (touchdown) [PEN: 19, GROSS: 76]	9/19	at Pittsburgh	6:23 (field goal)
9/26	Miami	11 (touchdown)	9/19	at Pittsburgh	82 (touchdown) [PEN: 0, GROSS: 82]	9/26	Miami	6:05 (touchdown)
9/13	Baltimore	10 (punt)	9/13	Baltimore	75 (touchdown) [PEN: -10, GROSS: 85]	9/13	Baltimore	5:02 (downs)
10/4	at L.A. Chargers	--	9/13	Baltimore	75 (touchdown) [PEN: 9, GROSS: 66]	10/4	at L.A. Chargers	--
10/10	Chicago	--	10/4	at L.A. Chargers	--	10/10	Chicago	--
10/17	at Denver	--	10/10	Chicago	--	10/17	at Denver	--
10/24	Philadelphia	--	10/17	at Denver	--	10/24	Philadelphia	--
11/7	at N.Y. Giants	--	10/24	Philadelphia	--	11/7	at N.Y. Giants	--
11/14	Kansas City	--	11/7	at N.Y. Giants	--	11/14	Kansas City	--
11/21	Cincinnati	--	11/14	Kansas City	--	11/21	Cincinnati	--
11/25	at Dallas	--	11/21	Cincinnati	--	11/25	at Dallas	--
12/5	Washington	--	11/25	at Dallas	--	12/5	Washington	--
12/12	at Kansas City	--	12/5	Washington	--	12/12	at Kansas City	--
12/19	at Cleveland	--	12/12	at Kansas City	--	12/19	at Cleveland	--
12/26	Denver	--	12/19	at Cleveland	--	12/26	Denver	--
1/2	at Indianapolis	--	12/26	Denver	--	1/2	at Indianapolis	--
1/9	L.A. Chargers	--	1/2	at Indianapolis	--	1/9	L.A. Chargers	--
--	--	--	1/9	L.A. Chargers	--	--	--	--

2021 REGULAR SEASON

WEEK 1: RAIDERS 33, RAIDERS 27													SEPTEMBER 13, 2021												
RAIDERS													RAVENS												
#	RECD	LOST	POSS	OBTAINED	BEGAN	PLAYS	YDS	PEN	NET	1ST	ENDED	GIVEN UP	#	RECD	LOST	POSS	OBTAINED	BEGAN	PLAYS	YDS	PEN	NET	1ST	ENDED	GIVEN UP
1	15:00	10:29	4:31	Kickoff	LV 25	10	42	-10	32	2	BAL 43	Punt	1	10:29	05:14	5:15	Punt	BAL 8	8	29	-5	24	2	BAL 32	Punt
2	05:14	04:46	0:28	Punt	LV 24	3	0	0	0	0	LV 24	Punt	2	04:46	01:47	2:59	Punt	BAL 35	6	65	0	65	2	LV 35	TD
3	01:47	00:08	1:39	Kickoff	LV 15	4	13	0	13	1	LV 28	Punt	3	00:08	14:09	0:59	Punt	BAL 20	3	3	0	3	0	BAL 23	Punt
4	14:09	11:30	2:39	Punt	LV 35	3	-5	-6	-11	0	LV 24	Punt	4	11:30	08:52	2:38	Punt	BAL 32	6	68	0	68	3	LV 10	TD
5	08:52	04:14	4:38	Kickoff	LV 25	9	66	9	75	5	BAL 2	TD	5	04:14	01:12	3:02	Kickoff	BAL 25	7	39	0	39	2	LV 36	Downs
6	01:12	00:00	1:12	Downs	LV 36	9	33	15	48	3	BAL 16	Field Goal	6	15:00	13:10	1:50	Kickoff	BAL 25	5	14	5	19	2	BAL 44	Punt
7	13:10	10:48	2:22	Punt	LV 7	3	4	-7	-3	0	LV 4	Punt	7	10:48	08:24	2:24	Punt	LV 38	6	16	0	16	1	LV 22	Field Goal
8	08:24	03:22	5:02	Kickoff	LV 20	8	45	22	67	2	BAL 13	Downs	8	03:22	14:49	3:33	Downs	BAL 13	5	22	-10	12	1	BAL 25	Punt
9	14:49	13:23	1:26	Punt	LV 41	3	8	-5	3	0	LV 44	Punt	9	13:23	11:54	1:29	Punt	BAL 19	3	19	0	19	1	BAL 36	Fumble
10	11:54	09:18	2:36	Fumble	BAL 41	5	41	0	41	3	BAL 15	TD	10	09:18	06:04	3:14	Kickoff	BAL 25	6	75	0	75	3	LV 8	TD
11	06:04	03:44	2:20	Kickoff	LV 25	9	85	-10	75	4	BAL 10	TD	11	03:44	00:37	3:07	Kickoff	BAL 25	8	46	0	46	2	LV 29	Field Goal
12	00:37	00:02	0:35	Kickoff	LV 25	5	38	0	38	2	BAL 37	Field Goal	12	00:02	00:00	0:02	Kickoff	BAL 25	1	-1	0	-1	0	BAL 25	End Half
13	10:00	06:13	3:47	Kickoff	LV 25	9	74	-4	70	3	BAL 5	Int	13	06:13	04:31	1:42	Int	BAL 20	5	7	0	7	1	BAL 33	Fumble
14	04:31	03:38	0:53	Fumble	BAL 27	2	32	-5	27	1	BAL 31	TD													

WEEK 2: RAIDERS 26, STEELERS 17													SEPTEMBER 19, 2021												
RAIDERS													STEELERS												
#	RECD	LOST	POSS	OBTAINED	BEGAN	PLAYS	YDS	PEN	NET	1ST	ENDED	GIVEN UP	#	RECD	LOST	POSS	OBTAINED	BEGAN	PLAYS	YDS	PEN	NET	1ST	ENDED	GIVEN UP
1	11:27	08:15	3:12	Punt	LV 16	6	19	0	19	1	LV 35	Punt	1	15:00	11:27	3:33	Kickoff	PIT 32	6	14	0	14	1	PIT 46	Punt
2	05:44	03:10	2:34	Int	PIT 39	5	17	-5	12	1	PIT 27	Field Goal	2	08:15	05:44	2:31	Punt	PIT 8	5	14	0	14	1	PIT 22	Int
3	13:32	09:34	3:58	Downs	LV 38	8	27	20	47	2	PIT 15	Field Goal	3	03:10	13:32	4:38	Kickoff	PIT 22	10	50	-10	40	2	LV 38	Downs
4	06:25	00:02	6:23	Kickoff	LV 25	13	73	-20	53	5	PIT 22	Field Goal	4	09:34	06:25	3:09	Kickoff	PIT 25	7	75	0	75	4	LV 3	TD
5	15:00	12:15	2:45	Kickoff	LV 25	6	22	0	22	1	LV 47	Punt	5	00:02	00:00	0:02	Kickoff		0	0	0	0	0		End Half
6	09:11	05:02	4:09	Punt	LV 18	7	82	0	82	4	PIT 9	TD	6	12:15	09:11	3:04	Punt	PIT 13	6	20	0	20	1	PIT 33	Punt
7	01:43	12:56	3:47	Punt	LV 3	7	47	0	47	3	PIT 46	Punt	7	05:02	01:43	3:19	Kickoff	PIT 17	6	28	10	38	3	LV 45	Punt
8	11:15	09:35	1:40	Kickoff	LV 25	5	75	0	75	2	LV 39	TD	8	12:56	11:15	1:41	Punt	PIT 20	5	80	0	80	2	LV 25	TD
9	08:23	05:51	2:32	Punt	LV 24	4	14	0	14	1	LV 38	Punt	9	09:35	08:23	1:12	Kickoff	PIT 25	3	9	0	9	0	PIT 34	Punt
10	03:42	00:20	3:22	Kickoff	LV 27	7	46	0	46	2	PIT 27	Field Goal	10	05:51	03:42	2:09	Punt	PIT 32	8	30	0	30	2	LV 38	Field Goal
													11	00:20	00:00	0:20	Kickoff	PIT 25	1	11	0	11	1	PIT 25	End Game

WEEK 3: RAIDERS 31, DOLPHINS 28													SEPTEMBER 26, 2021												
RAIDERS													DOLPHINS												
#	RECD	LOST	POSS	OBTAINED	BEGAN	PLAYS	YDS	PEN	NET	1ST	ENDED	GIVEN UP	#	RECD	LOST	POSS	OBTAINED	BEGAN	PLAYS	YDS	PEN	NET	1ST	ENDED	GIVEN UP
1	15:00	13:26	1:34	Kickoff	LV 25	3	-4	0	-4	0	LV 21	Punt	1	13:26	10:48	2:38	Punt	MIA 32	6	21	0	21	1	LV 47	Punt
2	10:48	06:34	4:14	Punt	LV 15	7	64	0	64	3	MIA 21	Int	2	04:49	03:07	1:42	Downs	LV 34	4	34	0	34	2	LV 24	TD
3	06:34	04:49	1:45	Kickoff	LV 25	4	9	0	9	0	LV 34	Downs	3	00:36	00:32	0:04	Punt	MIA 1	1	-1	0	-1	0	MIA 1	Safety
4	03:07	00:36	2:31	Kickoff	LV 25	8	43	-18	25	2	LV 42	Punt	4	11:36	06:20	5:16	Kickoff	MIA 25	9	36	0	36	3	LV 39	Punt
5	00:32	11:36	3:56	Kickoff	LV 37	9	31	0	31	2	MIA 32	Field Goal	5	01:56	00:00	1:56	Kickoff	MIA 24	10	41	5	46	4	LV 30	Missed FG
6	06:20	01:56	4:24	Punt	LV 5	10	76	19	95	6	MIA 1	TD	6	15:00	12:33	2:27	Kickoff	MIA 25	4	14	-15	-1	0	MIA 24	Punt
7	12:33	07:17	5:16	Punt	LV 28	9	67	5	72	5	MIA 12	TD	7	07:17	04:52	2:25	Kickoff	MIA 25	6	12	15	27	1	LV 48	Punt
8	04:52	13:47	6:05	Punt	LV 16	11	94	-10	84	5	MIA 1	TD	8	13:47	08:30	5:17	Kickoff	MIA 25	11	47	0	47	3	LV 28	Field Goal
9	08:30	06:59	1:31	Kickoff	LV 25	3	7	0	7	0	LV 32	Punt	9	06:59	04:29	2:30	Punt	MIA 30	6	12	15	27	1	LV 43	Downs
10	04:29	03:22	1:07	Downs	LV 43	3	-16	0	-16	0	LV 27	Punt	10	03:22	00:02	3:20	Punt	MIA 18	13	61	21	82	5	LV 1	TD
11	00:02	00:00	0:02	Kickoff	LV 25	1	-1	0	-1	0	LV 25	End Half	11	06:27	02:49	3:38	Kickoff	MIA 25	11	53	-10	43	2	LV 32	Field Goal
12	10:00	06:27	3:33	Kickoff	LV 25	8	55	0	55	2	MIA 20	Field Goal													
13	02:49	00:00	2:49	Kickoff	LV 25	8	73	-1	72	3	MIA 3	Field Goal													

2021 REGULAR SEASON

DATE	OPPONENT	RAIDERS								OPPONENT							
		FIRST HALF				SECOND HALF				FIRST HALF				SECOND HALF			
		PLAYS	YDS	TIME	RESULT	PLAYS	YDS	TIME	RESULT	PLAYS	YDS	TIME	RESULT	PLAYS	YDS	TIME	RESULT
09/13	Ravens	10	32	4:31	Punt	3	-3	2:22	Punt	8	24	5:15	Punt	5	19	1:50	Punt
09/19	at Steelers	6	19	3:12	Punt	6	22	2:45	Punt	6	14	3:33	Punt	6	20	3:04	Punt
09/26	Dolphins	3	-4	1:34	Punt	9	72	5:16	TD	6	21	2:38	Punt	4	-1	2:27	Punt
10/04	at Chargers	--	--	--	--	--	--	--	--	--	--	--	--	--	--	--	--
10/10	Bears	--	--	--	--	--	--	--	--	--	--	--	--	--	--	--	--
10/17	at Broncos	--	--	--	--	--	--	--	--	--	--	--	--	--	--	--	--
10/24	Eagles	--	--	--	--	--	--	--	--	--	--	--	--	--	--	--	--
11/07	at Giants	--	--	--	--	--	--	--	--	--	--	--	--	--	--	--	--
11/14	Chiefs	--	--	--	--	--	--	--	--	--	--	--	--	--	--	--	--
11/21	Bengals	--	--	--	--	--	--	--	--	--	--	--	--	--	--	--	--
11/25	at Cowboys	--	--	--	--	--	--	--	--	--	--	--	--	--	--	--	--
12/05	Washington	--	--	--	--	--	--	--	--	--	--	--	--	--	--	--	--
12/12	at Chiefs	--	--	--	--	--	--	--	--	--	--	--	--	--	--	--	--
12/19	at Browns	--	--	--	--	--	--	--	--	--	--	--	--	--	--	--	--
12/26	Broncos	--	--	--	--	--	--	--	--	--	--	--	--	--	--	--	--
01/02	at Colts	--	--	--	--	--	--	--	--	--	--	--	--	--	--	--	--
01/09	Chargers	--	--	--	--	--	--	--	--	--	--	--	--	--	--	--	--

ADVANCES CHART

2021 REGULAR SEASON RAIDERS ADVANCES

DATE	OPPONENT	RUSHES	COMPLETIONS	ADVANCES	OUTCOME
09/13	Baltimore	21	34	55	W 33-27 OT
09/19	at Pittsburgh	25	28	53	W 26-17
09/26	Miami	35	26	61	W 31-28 OT
10/04	at L.A. Chargers	--	--	--	--
10/10	Chicago	--	--	--	--
10/17	at Denver	--	--	--	--
10/24	Philadelphia	--	--	--	--
11/07	at N.Y. Giants	--	--	--	--
11/14	Kansas City	--	--	--	--
11/21	Cincinnati	--	--	--	--
11/25	at Dallas	--	--	--	--
12/05	Washington	--	--	--	--
12/12	at Kansas City	--	--	--	--
12/19	at Cleveland	--	--	--	--
12/26	Denver	--	--	--	--
01/02	at Indianapolis	--	--	--	--
01/09	L.A. Chargers	--	--	--	--
TOTALS		81	88	169	

2021 REGULAR SEASON OPPONENT ADVANCES

DATE	OPPONENT	RUSHES	COMPLETIONS	ADVANCES	OUTCOME
09/13	Baltimore	34	19	53	W 33-27 OT
09/19	at Pittsburgh	14	27	41	W 26-17
09/26	Miami	27	32	59	W 31-28 OT
10/04	at L.A. Chargers	--	--	--	--
10/10	Chicago	--	--	--	--
10/17	at Denver	--	--	--	--
10/24	Philadelphia	--	--	--	--
11/07	at N.Y. Giants	--	--	--	--
11/14	Kansas City	--	--	--	--
11/21	Cincinnati	--	--	--	--
11/25	at Dallas	--	--	--	--
12/05	Washington	--	--	--	--
12/12	at Kansas City	--	--	--	--
12/19	at Cleveland	--	--	--	--
12/26	Denver	--	--	--	--
01/02	at Indianapolis	--	--	--	--
01/09	L.A. Chargers	--	--	--	--
TOTALS		75	78	153	

RAIDERS RECORD WHEN:

Having 45 or more advances	3 - 0
Having 50 or more advances	3 - 0
Having less than 45 advances	0 - 0
Having less than 50 advances	0 - 0
Allowing 45 or more advances	2 - 0
Allowing 50 or more advances	2 - 0
Allowing less than 45 advances	1 - 0
Allowing less than 50 advances	1 - 0

NOTE: Advances equal to all rushing attempts plus completions.

RAIDERS 2021 REGULAR SEASON THIRD DOWN EFFICIENCY

		RAIDERS										
Date	Opponent	3rd & 1	3rd & 2	3rd & 3	3rd & 4	3rd & 5	3rd & 6	3rd & 7	3rd & 8	3rd & 9	3rd & 10+	Total
09/13	Baltimore	3 / 3	0 / 0	0 / 0	1 / 1	0 / 2	0 / 0	0 / 0	0 / 0	1 / 1	2 / 8	7 / 15
09/19	at Pittsburgh	1 / 1	0 / 1	1 / 3	1 / 1	0 / 0	0 / 1	0 / 1	0 / 0	1 / 3	1 / 2	5 / 13
09/26	Miami	1 / 2	0 / 0	1 / 2	0 / 1	0 / 0	2 / 2	0 / 1	1 / 1	1 / 2	2 / 4	8 / 15
10/04	at L.A. Chargers	--	--	--	--	--	--	--	--	--	--	--
10/10	Chicago	--	--	--	--	--	--	--	--	--	--	--
10/17	at Denver	--	--	--	--	--	--	--	--	--	--	--
10/24	Philadelphia	--	--	--	--	--	--	--	--	--	--	--
11/07	at N.Y. Giants	--	--	--	--	--	--	--	--	--	--	--
11/14	Kansas City	--	--	--	--	--	--	--	--	--	--	--
11/21	Cincinnati	--	--	--	--	--	--	--	--	--	--	--
11/25	at Dallas	--	--	--	--	--	--	--	--	--	--	--
12/05	Washington	--	--	--	--	--	--	--	--	--	--	--
12/12	at Kansas City	--	--	--	--	--	--	--	--	--	--	--
12/19	at Cleveland	--	--	--	--	--	--	--	--	--	--	--
12/26	Denver	--	--	--	--	--	--	--	--	--	--	--
01/02	at Indianapolis	--	--	--	--	--	--	--	--	--	--	--
01/09	L.A. Chargers	--	--	--	--	--	--	--	--	--	--	--
TOTALS		5 / 6	0 / 1	2 / 5	2 / 3	0 / 2	2 / 3	0 / 2	1 / 1	3 / 6	5 / 14	20 / 43
		83.3%	0.0%	40.0%	66.7%	0.0%	66.7%	0.0%	100.0%	50.0%	35.7%	46.5%
		3RD & 1-3: 7 / 12 = 58.3%			3RD & 4-6: 4 / 8 = 50.0%			3RD & 7-10+: 9 / 23 = 39.1%				

OPPONENT 2021 REGULAR SEASON THIRD DOWN EFFICIENCY

		OPPONENT										
Date	Opponent	3rd & 1	3rd & 2	3rd & 3	3rd & 4	3rd & 5	3rd & 6	3rd & 7	3rd & 8	3rd & 9	3rd & 10+	Total
09/13	Baltimore	0 / 0	1 / 1	0 / 1	0 / 1	0 / 1	2 / 3	0 / 4	0 / 0	0 / 0	0 / 1	3 / 12
09/19	at Pittsburgh	0 / 0	1 / 1	0 / 0	0 / 1	1 / 1	0 / 1	0 / 0	2 / 2	0 / 1	1 / 5	5 / 12
09/26	Miami	0 / 1	0 / 1	1 / 3	1 / 2	2 / 3	0 / 1	1 / 2	0 / 1	1 / 2	0 / 2	6 / 18
10/04	at L.A. Chargers	--	--	--	--	--	--	--	--	--	--	--
10/10	Chicago	--	--	--	--	--	--	--	--	--	--	--
10/17	at Denver	--	--	--	--	--	--	--	--	--	--	--
10/24	Philadelphia	--	--	--	--	--	--	--	--	--	--	--
11/07	at N.Y. Giants	--	--	--	--	--	--	--	--	--	--	--
11/14	Kansas City	--	--	--	--	--	--	--	--	--	--	--
11/21	Cincinnati	--	--	--	--	--	--	--	--	--	--	--
11/25	at Dallas	--	--	--	--	--	--	--	--	--	--	--
12/05	Washington	--	--	--	--	--	--	--	--	--	--	--
12/12	at Kansas City	--	--	--	--	--	--	--	--	--	--	--
12/19	at Cleveland	--	--	--	--	--	--	--	--	--	--	--
12/26	Denver	--	--	--	--	--	--	--	--	--	--	--
01/02	at Indianapolis	--	--	--	--	--	--	--	--	--	--	--
01/09	L.A. Chargers	--	--	--	--	--	--	--	--	--	--	--
TOTALS		0 / 1	2 / 3	1 / 4	1 / 4	3 / 5	2 / 5	1 / 6	2 / 3	1 / 3	1 / 8	14 / 42
		0.0%	66.7%	25.0%	25.0%	60.0%	40.0%	16.7%	66.7%	33.3%	12.5%	33.3%
		3RD & 1-3: 3 / 8 = 37.5%			3RD & 4-6: 6 / 14 = 42.9%			3RD & 7-10+: 5 / 20 = 25.0%				

2021 REGULAR SEASON FOURTH DOWN EFFICIENCY

Date	Opponent	RAIDERS						OPPONENT					
		4th & 1	4th & 2	4th & 3	4th & 4	4th & 5+	Total	4th & 1	4th & 2	4th & 3	4th & 4	4th & 5+	Total
09/13	Baltimore	0 / 1	0 / 0	0 / 0	0 / 0	0 / 0	0 / 1	1 / 2	0 / 0	0 / 0	0 / 0	0 / 0	1 / 2
09/19	at Pittsburgh	1 / 1	0 / 0	0 / 0	0 / 0	0 / 0	1 / 1	0 / 0	0 / 0	0 / 0	0 / 1	0 / 0	0 / 1
09/26	Miami	0 / 1	0 / 0	0 / 0	0 / 0	0 / 0	0 / 1	1 / 2	0 / 0	0 / 0	0 / 0	2 / 2	3 / 4
10/04	at L.A. Chargers	--	--	--	--	--	--	--	--	--	--	--	--
10/10	Chicago	--	--	--	--	--	--	--	--	--	--	--	--
10/17	at Denver	--	--	--	--	--	--	--	--	--	--	--	--
10/24	Philadelphia	--	--	--	--	--	--	--	--	--	--	--	--
11/07	at N.Y. Giants	--	--	--	--	--	--	--	--	--	--	--	--
11/14	Kansas City	--	--	--	--	--	--	--	--	--	--	--	--
11/21	Cincinnati	--	--	--	--	--	--	--	--	--	--	--	--
11/25	at Dallas	--	--	--	--	--	--	--	--	--	--	--	--
12/05	Washington	--	--	--	--	--	--	--	--	--	--	--	--
12/12	at Kansas City	--	--	--	--	--	--	--	--	--	--	--	--
12/19	at Cleveland	--	--	--	--	--	--	--	--	--	--	--	--
12/26	Denver	--	--	--	--	--	--	--	--	--	--	--	--
01/02	at Indianapolis	--	--	--	--	--	--	--	--	--	--	--	--
01/09	L.A. Chargers	--	--	--	--	--	--	--	--	--	--	--	--
TOTALS		1 / 3	0 / 0	0 / 0	0 / 0	0 / 0	1 / 3	2 / 4	0 / 0	0 / 0	0 / 1	2 / 2	4 / 7
		33.3%	0.0%	0.0%	0.0%	0.0%	33.3%	50.0%	0.0%	0.0%	0.0%	100.0%	57.1%

2020 REGULAR SEASON 100.0+ PASSER RATING

RAIDERS

PASSING GAMES

DATE	OPPONENT	PLAYER	ATT	CMP	YDS	CMP%	YDS/ATT	YDS/CMP	TD	TD%	INT	INT%	LONG	SACK/LOST	RATING
09/13	at Carolina	Derek Carr	30	22	239	73.33%	7.97	10.86	1	3.33%	0	0.00%	45	0/0	107.50
09/21	vs. New Orleans	Derek Carr	38	28	284	73.68%	7.47	10.14	3	7.89%	0	0.00%	31	3/23	120.90
09/27	at New England	Derek Carr	32	24	261	75.00%	8.16	10.88	2	6.25%	0	0.00%	34	2/12	119.40
10/04	vs. Buffalo	Derek Carr	44	32	311	72.73%	7.07	9.72	2	4.55%	0	0.00%	37	2/14	107.30
10/11	at Kansas City	Derek Carr	31	22	347	70.97%	11.19	15.77	3	9.68%	1	3.23%	72t	1/1	126.70
11/08	at L.A. Chargers	Derek Carr	23	13	165	56.52%	7.17	12.69	2	8.70%	0	0.00%	53	1/5	108.10
11/22	vs. Kansas City	Derek Carr	31	23	275	74.19%	8.87	11.96	3	9.68%	1	3.23%	29	0/0	119.70
12/26	vs. Miami	Derek Carr	34	21	336	61.76%	9.88	16.00	1	2.94%	0	0.00%	85t	3/22	104.50

2020 OPPONENTS 100.0+ PASSER RATING

PASSING GAMES

DATE	OPPONENT	PLAYER	ATT	CMP	YDS	CMP%	YDS/ATT	YDS/CMP	TD	TD%	INT	INT%	LONG	SACK/LOST	RATING
10/04	vs. Buffalo	Josh Allen	34	24	288	70.59%	8.47	12.00	2	5.88%	0	0.00%	49	1/14	115.80
10/25	vs. Tampa Bay	Tom Brady	45	33	369	73.33%	8.20	11.18	4	8.89%	0	0.00%	35	0/0	127.00
11/08	at L.A. Chargers	Justin Herbert	42	28	326	66.67%	7.76	11.64	2	4.76%	0	0.00%	50	2/14	105.90
11/22	vs. Kansas City	Patrick Mahomes	45	34	348	75.56%	7.73	10.24	2	4.44%	1	2.22%	22t	0/0	102.80
12/13	vs. Indianapolis	Philip Rivers	28	19	244	67.86%	8.71	12.84	2	7.14%	0	0.00%	41t	0/0	118.80
12/17	vs. L.A. Chargers	Justin Herbert	32	22	314	68.75%	9.81	14.27	2	6.25%	0	0.00%	53	1/8	121.10
01/03	at Denver	Drew Lock	41	25	339	60.98%	8.27	13.56	2	4.88%	0	0.00%	92t	2/15	103.60

*Need minimum of 20 attempts to qualify

2021 REGULAR SEASON

Date	Opponent	Quarterback	Loss	0-9	10-19	20-29	30-39	40-49	50+
09/13	Baltimore	Carr	--	16	11 (1)	4	3 (1)	--	--
09/19	at Pittsburgh	Carr	--	12 (1)	11	3	1	--	1 (1)
09/26	Miami	Carr	--	8 (1)	7 (1)	8	3	--	--
10/04	at L.A. Chargers	--	--	--	--	--	--	--	--
10/10	Chicago	--	--	--	--	--	--	--	--
10/17	at Denver	--	--	--	--	--	--	--	--
10/24	Philadelphia	--	--	--	--	--	--	--	--
11/07	at N.Y. Giants	--	--	--	--	--	--	--	--
11/14	Kansas City	--	--	--	--	--	--	--	--
11/21	Cincinnati	--	--	--	--	--	--	--	--
11/25	at Dallas	--	--	--	--	--	--	--	--
12/05	Washington	--	--	--	--	--	--	--	--
12/12	at Kansas City	--	--	--	--	--	--	--	--
12/19	at Cleveland	--	--	--	--	--	--	--	--
12/26	Denver	--	--	--	--	--	--	--	--
01/02	at Indianapolis	--	--	--	--	--	--	--	--
01/09	L.A. Chargers	--	--	--	--	--	--	--	--
PLAYER TOTALS		Carr	--	36 (2)	29 (2)	15	7 (1)	--	1 (1)
TEAM TOTALS			--	36 (2)	29 (2)	15	7 (1)	--	1 (1)

RAIDERS 2021 REGULAR SEASON YARDS GAINED BY DOWN

RAIDERS 2021 REGULAR SEASON YARDS GAINED BY DOWN												OPPONENT																
		1ST DOWN			2ND DOWN			3RD DOWN			4TH DOWN			1ST DOWN			2ND DOWN			3RD DOWN			4TH DOWN					
Date	Opponent	Att	Yds	Avg	Att	Yds	Avg	Att	Yds	Avg	Att	Yds	Avg	Att	Yds	Avg	Att	Yds	Avg	Att	Yds	Avg	Att	Yds	Avg			
09/13	Baltimore	37	170	4.6	27	159	5.9	15	167	11.1	1	0	0.0	30	141	4.7	23	223	9.7	12	15	1.3	2	35	17.5			
09/19	at Pittsburgh h	30	189	6.3	20	114	5.7	13	120	9.2	1	2	2.0	23	91	4.0	20	130	6.5	12	110	9.2	1	0	0.0			
09/26	Miami	36	156	4.3	29	228	7.9	15	113	7.5	1	0	0.0	31	117	3.8	25	110	4.4	18	60	3.3	4	43	10.8			
10/04	at L.A. Chargers	--			--			--			--			--			--			--			--			--		
10/10	Chicago	--			--			--			--			--			--			--			--			--		
10/17	at Denver	--			--			--			--			--			--			--			--			--		
10/24	Philadelphi a	--			--			--			--			--			--			--			--			--		
11/07	at N.Y. Giants	--			--			--			--			--			--			--			--			--		
11/14	Kansas City	--			--			--			--			--			--			--			--			--		
11/21	Cincinnati	--			--			--			--			--			--			--			--			--		
11/25	at Dallas	--			--			--			--			--			--			--			--			--		
12/05	Washingto n	--			--			--			--			--			--			--			--			--		
12/12	at Kansas City	--			--			--			--			--			--			--			--			--		
12/19	at Clevelan d	--			--			--			--			--			--			--			--			--		
12/26	Denver	--			--			--			--			--			--			--			--			--		
01/02	at Indianap olis	--			--			--			--			--			--			--			--			--		
01/09	L.A. Chargers	--			--			--			--			--			--			--			--			--		
TOTALS		103	515	5.0	76	501	6.6	43	400	9.3	3	2	0.7	84	349	4.2	68	463	6.8	42	185	4.4	7	78	11.1			

BIG RETURNS: KICKOFF AND PUNT

DATE	OPPONENT	QTR	RETURN	RAIDERS PLAYER	YDS.	DOWN	RESULT
09/13	Baltimore	3	Kickoff	Henry Ruggs III	20	BAL 13	Punt
09/19	at Pittsburgh	4	Kickoff	Henry Ruggs III	22	LV 35	End Game
10/04		--	--	--	--	--	--
10/10		--	--	--	--	--	--
10/17		--	--	--	--	--	--
10/24		--	--	--	--	--	--
11/07		--	--	--	--	--	--
11/14		--	--	--	--	--	--
11/21		--	--	--	--	--	--
11/25		--	--	--	--	--	--
12/05		--	--	--	--	--	--
12/12		--	--	--	--	--	--
12/19		--	--	--	--	--	--
12/26		--	--	--	--	--	--
01/02		--	--	--	--	--	--
01/09		--	--	--	--	--	--

DATE	OPPONENT	QTR	RETURN	OPP. PLAYER	YDS.	DOWN	RESULT
09/13	Baltimore	1	Punt	Devin Duvernay	22	BAL 35	Touchdown
		3	Punt	Devin Duvernay	30	LV 38	Field Goal
09/19	at Pittsburgh	1	Kickoff	Ray-Ray McCloud	28	LV 16	Punt
		1	Kickoff	Ray-Ray McCloud	28	50	Punt
10/04		--	--	--	--	--	--
10/10		--	--	--	--	--	--
10/17		--	--	--	--	--	--
10/24		--	--	--	--	--	--
11/07		--	--	--	--	--	--
11/14		--	--	--	--	--	--
11/21		--	--	--	--	--	--
11/25		--	--	--	--	--	--
12/05		--	--	--	--	--	--
12/12		--	--	--	--	--	--
12/19		--	--	--	--	--	--
12/26		--	--	--	--	--	--
01/02		--	--	--	--	--	--
01/09		--	--	--	--	--	--

TAKEAWAYS AND OPPONENT TAKEAWAYS

2021 REGULAR SEASON - DEFENSIVE TAKEAWAYS

DATE	OPPONENT	TAKEAWAY	QTR.	SCORE	YD-LINE	RESULT
09/13	Baltimore	D. Perryman FR (Q. Jefferson FF)	4	10-17	BLT-42	TD
		D. Philon FR (C. Nassib FF)	5	27-27	BLT-27	TD
09/19	at Pittsburgh	T. Mullen Jr. INT (B. Roethlisberger)	1	0-0	LV-43	FG
09/26	Miami	None				
10/04	at L.A. Chargers	--	--	--	--	--
10/10	Chicago	--	--	--	--	--
10/17	at Denver	--	--	--	--	--
10/24	Philadelphia	--	--	--	--	--
11/07	at N.Y. Giants	--	--	--	--	--
11/14	Kansas City	--	--	--	--	--
11/21	Cincinnati	--	--	--	--	--
11/25	at Dallas	--	--	--	--	--
12/05	Washington	--	--	--	--	--
12/12	at Kansas City	--	--	--	--	--
12/19	at Cleveland	--	--	--	--	--
12/26	Denver	--	--	--	--	--
01/02	at Indianapolis	--	--	--	--	--
01/09	L.A. Chargers	--	--	--	--	--

2021 REGULAR SEASON - OFFENSIVE GIVEAWAYS

DATE	OPPONENT	TAKEAWAY	QTR.	SCORE	YD-LINE	RESULT
09/13	Baltimore	D. Carr INT (A. Averett: touchback)	5	27-27	BLT-(-3)	Fumble
09/19	at Pittsburgh	None				
09/26	Miami	D. Carr INT (E. Roberts)	1	0-7	MIA-15	TD
10/04	at L.A. Chargers	--	--	--	--	--
10/10	Chicago	--	--	--	--	--
10/17	at Denver	--	--	--	--	--
10/24	Philadelphia	--	--	--	--	--
11/07	at N.Y. Giants	--	--	--	--	--
11/14	Kansas City	--	--	--	--	--
11/21	Cincinnati	--	--	--	--	--
11/25	at Dallas	--	--	--	--	--
12/05	Washington	--	--	--	--	--
12/12	at Kansas City	--	--	--	--	--
12/19	at Cleveland	--	--	--	--	--
12/26	Denver	--	--	--	--	--
01/02	at Indianapolis	--	--	--	--	--
01/09	L.A. Chargers	--	--	--	--	--

2021 REGULAR SEASON - TURNOVERS

Offense:	2 Giveaways 7 Points (1 TD, 0 FG)	Ratio +1 (3 takes, 2 gives)
Defense:	3 Takeaways 16 Points (2 TD, 1 FG)	
Special Teams:	0 Giveaways 0 Points (0 TD, 0 FG) 0 Takeaways 0 Points (0 TD, 0 FG)	Points Off Turnovers Ratio +9 (16 scored, 7 allowed)

		FORCED TURNOVERS			TURNOVERS CONVERTED					OUTCOME	
DATE	OPPONENT	FUM	INTS	TOTAL	TD	FG	PTS.	PTS. PCT.	TD PCT.	NET DIFF.	RESULT
09/13	Las Vegas	2	0	2	2	0	13	100.0	100.0	+1	33-27
	Baltimore	0	1	1	0	0	0	0.0	0.0	-1	Las Vegas
09/19	Las Vegas	0	1	1	0	1	3	100.0	0.0	+1	26-17
	at Pittsburgh	0	0	0	0	0	0	0.0	0.0	-1	Las Vegas
09/26	Las Vegas	0	0	0	0	0	0	0.0	0.0	-1	31-28
	Miami	0	1	1	1	0	7	100.0	100.0	+1	Las Vegas
10/04	at L.A. Chargers	--	--	--	--	--	--	--	--	--	--
10/10	Chicago	--	--	--	--	--	--	--	--	--	--
10/17	at Denver	--	--	--	--	--	--	--	--	--	--
10/24	Philadelphia	--	--	--	--	--	--	--	--	--	--
11/07	at N.Y. Giants	--	--	--	--	--	--	--	--	--	--
11/14	Kansas City	--	--	--	--	--	--	--	--	--	--
11/21	Cincinnati	--	--	--	--	--	--	--	--	--	--
11/25	at Dallas	--	--	--	--	--	--	--	--	--	--
12/05	Washington	--	--	--	--	--	--	--	--	--	--
12/12	at Kansas City	--	--	--	--	--	--	--	--	--	--
12/19	at Cleveland	--	--	--	--	--	--	--	--	--	--
12/26	Denver	--	--	--	--	--	--	--	--	--	--
01/02	at Indianapolis	--	--	--	--	--	--	--	--	--	--
01/09	L.A. Chargers	--	--	--	--	--	--	--	--	--	--
	RAIDERS	2	1	3	2	1	16	100.0	66.7	+1	3-0
	OPPONENTS	0	2	2	1	0	7	50.0	100.0	-1	0-3

RAIDERS 2021 REGULAR SEASON INSIDE 20 EFFICIENCY

RAIDERS																		
Date	Opponent	Pos	TD	PAT	2-Pt.	Miss PAT	FG	FGA	Blk/MFG	INT	Fum	Dwns	Drive Ends			TD%	Score Pct.	Pts/Poss
09/13	Baltimore	6	3	3	0	0	1	1	0	1	0	1	0	0	24	50.0	66.7	4.0
09/19	at Pittsburgh	3	1	1	0	0	2	2	0	0	0	0	0	0	13	33.3	100.0	4.3
09/26	Miami	4	3	2	0	1	1	1	0	0	0	0	0	0	23	75.0	100.0	5.8
10/04	at L.A. Chargers	--	--	--	--	--	--	--	--	--	--	--	--	--	--	--	--	--
10/10	Chicago	--	--	--	--	--	--	--	--	--	--	--	--	--	--	--	--	--
10/17	at Denver	--	--	--	--	--	--	--	--	--	--	--	--	--	--	--	--	--
10/24	Philadelphia	--	--	--	--	--	--	--	--	--	--	--	--	--	--	--	--	--
11/07	at N.Y. Giants	--	--	--	--	--	--	--	--	--	--	--	--	--	--	--	--	--
11/14	Kansas City	--	--	--	--	--	--	--	--	--	--	--	--	--	--	--	--	--
11/21	Cincinnati	--	--	--	--	--	--	--	--	--	--	--	--	--	--	--	--	--
11/25	at Dallas	--	--	--	--	--	--	--	--	--	--	--	--	--	--	--	--	--
12/05	Washington	--	--	--	--	--	--	--	--	--	--	--	--	--	--	--	--	--
12/12	at Kansas City	--	--	--	--	--	--	--	--	--	--	--	--	--	--	--	--	--
12/19	at Cleveland	--	--	--	--	--	--	--	--	--	--	--	--	--	--	--	--	--
12/26	Denver	--	--	--	--	--	--	--	--	--	--	--	--	--	--	--	--	--
01/02	at Indianapolis	--	--	--	--	--	--	--	--	--	--	--	--	--	--	--	--	--
01/09	L.A. Chargers	--	--	--	--	--	--	--	--	--	--	--	--	--	--	--	--	--
TOTALS		13	7	6	0	1	4	4	0	1	0	1	0	0	60	53.8	84.6	4.6

OPPONENT 2021 REGULAR SEASON INSIDE 20 EFFICIENCY

OPPONENT																		
Date	Opponent	Pos	TD	PAT	2-Pt.	Miss PAT	FG	FGA	Blk/MFG	INT	Fum	Dwns	Drive Ends			TD%	Score Pct.	Pts/Poss
09/13	Baltimore	2	2	2	0	0	0	0	0	0	0	0	0	0	14	100.0	100.0	7.0
09/19	at Pittsburgh	1	1	1	0	0	0	0	0	0	0	0	0	0	7	100.0	100.0	7.0
09/26	Miami	1	1	0	1	0	0	0	0	0	0	0	0	0	8	100.0	100.0	8.0
10/04	at L.A. Chargers	--	--	--	--	--	--	--	--	--	--	--	--	--	--	--	--	--
10/10	Chicago	--	--	--	--	--	--	--	--	--	--	--	--	--	--	--	--	--
10/17	at Denver	--	--	--	--	--	--	--	--	--	--	--	--	--	--	--	--	--
10/24	Philadelphia	--	--	--	--	--	--	--	--	--	--	--	--	--	--	--	--	--
11/07	at N.Y. Giants	--	--	--	--	--	--	--	--	--	--	--	--	--	--	--	--	--
11/14	Kansas City	--	--	--	--	--	--	--	--	--	--	--	--	--	--	--	--	--
11/21	Cincinnati	--	--	--	--	--	--	--	--	--	--	--	--	--	--	--	--	--
11/25	at Dallas	--	--	--	--	--	--	--	--	--	--	--	--	--	--	--	--	--
12/05	Washington	--	--	--	--	--	--	--	--	--	--	--	--	--	--	--	--	--
12/12	at Kansas City	--	--	--	--	--	--	--	--	--	--	--	--	--	--	--	--	--
12/19	at Cleveland	--	--	--	--	--	--	--	--	--	--	--	--	--	--	--	--	--
12/26	Denver	--	--	--	--	--	--	--	--	--	--	--	--	--	--	--	--	--
01/02	at Indianapolis	--	--	--	--	--	--	--	--	--	--	--	--	--	--	--	--	--
01/09	L.A. Chargers	--	--	--	--	--	--	--	--	--	--	--	--	--	--	--	--	--
TOTALS		4	4	3	1	0	0	0	0	0	0	0	0	0	29	100.0	100.0	7.3

RAIDERS

<u>Date/Opp.</u>	<u>Quarter</u>	<u>Score</u>	<u>Kicker</u>	<u>Recovered by</u>	<u>Yard line recovered at</u>
9/13 vs. Bal.	----	----	----	----	----
9/19 at Pit.	----	----	----	----	----
9/26 vs. Mia.	----	----	----	----	----
10/4 vs. at LAC	----	----	----	----	----
10/10 vs. Chi.	----	----	----	----	----
10/17 at Den.	----	----	----	----	----
10/24 vs. Phi.	----	----	----	----	----
11/7 at NYG	----	----	----	----	----
11/14 vs. KC	----	----	----	----	----
11/21 vs. Cin.	----	----	----	----	----
11/25 at Dal.	----	----	----	----	----
12/5 vs. Was.	----	----	----	----	----
12/12 at KC	----	----	----	----	----
TBD at Cle.	----	----	----	----	----
12/26 vs. Den.	----	----	----	----	----
1/2 at Ind.	----	----	----	----	----
1/9 vs. Den.	----	----	----	----	----

OPPONENTS

<u>Date/Opp.</u>	<u>Quarter</u>	<u>Score</u>	<u>Kicker</u>	<u>Recovered by</u>	<u>Yard line recovered at</u>
9/13 vs. Bal.	----	----	----	----	----
9/19 at Pit.	----	----	----	----	----
9/26 vs. Mia.	----	----	----	----	----
10/4 vs. at LAC	----	----	----	----	----
10/10 vs. Chi.	----	----	----	----	----
10/17 at Den.	----	----	----	----	----
10/24 vs. Phi.	----	----	----	----	----
11/7 at NYG	----	----	----	----	----
11/14 vs. KC	----	----	----	----	----
11/21 vs. Cin.	----	----	----	----	----
11/25 at Dal.	----	----	----	----	----
12/5 vs. Was.	----	----	----	----	----
12/12 at KC	----	----	----	----	----
TBD at Cle.	----	----	----	----	----
12/26 vs. Den.	----	----	----	----	----
1/2 at Ind.	----	----	----	----	----
1/9 vs. Den.	----	----	----	----	----

RAIDERS

DATE	OPPONENT	QUARTER	SCORE	TYPE	BLOCKED BY	RECOVERED BY
09/13	Baltimore	--	--	--	--	--
09/19	at Pittsburgh	--	--	--	--	--
09/26	Miami	--	--	--	--	--
10/04	at L.A. Chargers	--	--	--	--	--
10/10	Chicago	--	--	--	--	--
10/17	at Denver	--	--	--	--	--
10/24	Philadelphia	--	--	--	--	--
11/07	at N.Y. Giants	--	--	--	--	--
11/14	Kansas City	--	--	--	--	--
11/21	Cincinnati	--	--	--	--	--
11/25	at Dallas	--	--	--	--	--
12/05	Washington	--	--	--	--	--
12/12	at Kansas City	--	--	--	--	--
12/19	at Cleveland	--	--	--	--	--
12/26	Denver	--	--	--	--	--
01/02	at Indianapolis	--	--	--	--	--
01/09	L.A. Chargers	--	--	--	--	--

OPPONENTS

DATE	OPPONENT	QUARTER	SCORE	TYPE	BLOCKED BY	RECOVERED BY
09/13	Baltimore	--	--	--	--	--
09/19	at Pittsburgh	--	--	--	--	--
09/26	Miami	--	--	--	--	--
10/04	at L.A. Chargers	--	--	--	--	--
10/10	Chicago	--	--	--	--	--
10/17	at Denver	--	--	--	--	--
10/24	Philadelphia	--	--	--	--	--
11/07	at N.Y. Giants	--	--	--	--	--
11/14	Kansas City	--	--	--	--	--
11/21	Cincinnati	--	--	--	--	--
11/25	at Dallas	--	--	--	--	--
12/05	Washington	--	--	--	--	--
12/12	at Kansas City	--	--	--	--	--
12/19	at Cleveland	--	--	--	--	--
12/26	Denver	--	--	--	--	--
01/02	at Indianapolis	--	--	--	--	--
01/09	L.A. Chargers	--	--	--	--	--

RAIDERS

DATE	OPPONENT	QUARTER	SCORE BEFORE TRY	RESULT	PLAY
09/13	Baltimore	--	--	--	--
09/19	at Pittsburgh	--	--	--	--
09/26	Miami	--	--	--	--
10/04	at L.A. Chargers	--	--	--	--
10/10	Chicago	--	--	--	--
10/17	at Denver	--	--	--	--
10/24	Philadelphia	--	--	--	--
11/07	at N.Y. Giants	--	--	--	--
11/14	Kansas City	--	--	--	--
11/21	Cincinnati	--	--	--	--
11/25	at Dallas	--	--	--	--
12/05	Washington	--	--	--	--
12/12	at Kansas City	--	--	--	--
12/19	at Cleveland	--	--	--	--
12/26	Denver	--	--	--	--
01/02	at Indianapolis	--	--	--	--
01/09	L.A. Chargers	--	--	--	--

OPPONENTS

DATE	OPPONENT	QUARTER	SCORE BEFORE TRY	RESULT	PLAY
09/13	Baltimore	--	--	--	--
09/19	at Pittsburgh	--	--	--	--
09/26	Miami	4	25-25, LV	Converted	Jacoby Brissett pass to William Fuller V
		TWO-POINT CONVERSION ATTEMPT. J.Brissett pass to W.Fuller is complete. ATTEMPT SUCCEEDS.			
10/04	at L.A. Chargers	--	--	--	--
10/10	Chicago	--	--	--	--
10/17	at Denver	--	--	--	--
10/24	Philadelphia	--	--	--	--
11/07	at N.Y. Giants	--	--	--	--
11/14	Kansas City	--	--	--	--
11/21	Cincinnati	--	--	--	--
11/25	at Dallas	--	--	--	--
12/05	Washington	--	--	--	--
12/12	at Kansas City	--	--	--	--
12/19	at Cleveland	--	--	--	--
12/26	Denver	--	--	--	--
01/02	at Indianapolis	--	--	--	--
01/09	L.A. Chargers	--	--	--	--

SCORING BREAKDOWN

RAIDERS

DATE	OPPONENT	FIRST QUARTER	SECOND QUARTER	FIRST HALF	THIRD QUARTER	FOURTH QUARTER	SECOND HALF	OVERTIME	TOTAL
09/13	Baltimore	0	10	10	0	17	17	6	33
09/19	at Pittsburgh	3	6	9	7	10	17	--	26
09/26	Miami	2	10	12	7	6	13	6	31
12/31	at	--	--	0	--	--	0	--	--
12/31	at	--	--	0	--	--	0	--	--
12/31	at	--	--	0	--	--	0	--	--
12/31	at	--	--	0	--	--	0	--	--
12/31	at	--	--	0	--	--	0	--	--
12/31	at	--	--	0	--	--	0	--	--
12/31	at	--	--	0	--	--	0	--	--
12/31	at	--	--	0	--	--	0	--	--
12/31	at	--	--	0	--	--	0	--	--
12/31	at	--	--	0	--	--	0	--	--
12/31	at	--	--	0	--	--	0	--	--
12/31	at	--	--	0	--	--	0	--	--
12/31	at	--	--	0	--	--	0	--	--
12/31	at	--	--	0	--	--	0	--	--
10/04	at L.A. Chargers	--	--	--	--	--	--	--	--
10/10	Chicago	--	--	--	--	--	--	--	--
10/17	at Denver	--	--	--	--	--	--	--	--
10/24	Philadelphia	--	--	--	--	--	--	--	--
11/07	at N.Y. Giants	--	--	--	--	--	--	--	--
11/14	Kansas City	--	--	--	--	--	--	--	--
11/21	Cincinnati	--	--	--	--	--	--	--	--
11/25	at Dallas	--	--	--	--	--	--	--	--
12/05	Washington	--	--	--	--	--	--	--	--
12/12	at Kansas City	--	--	--	--	--	--	--	--
12/19	at Cleveland	--	--	--	--	--	--	--	--
12/26	Denver	--	--	--	--	--	--	--	--
01/02	at Indianapolis	--	--	--	--	--	--	--	--
01/09	L.A. Chargers	--	--	--	--	--	--	--	--
TOTALS		5	26	31	14	33	47	12	90

OPPONENTS

DATE	OPPONENT	FIRST QUARTER	SECOND QUARTER	FIRST HALF	THIRD QUARTER	FOURTH QUARTER	SECOND HALF	OVERTIME	TOTAL
09/13	Baltimore	7	7	14	3	10	13	0	27
09/19	at Pittsburgh	0	7	7	0	10	10	--	17
09/26	Miami	14	0	14	0	11	11	3	28
12/31	at	--	--	0	--	--	0	--	--
12/31	at	--	--	0	--	--	0	--	--
12/31	at	--	--	0	--	--	0	--	--
12/31	at	--	--	0	--	--	0	--	--
12/31	at	--	--	0	--	--	0	--	--
12/31	at	--	--	0	--	--	0	--	--
12/31	at	--	--	0	--	--	0	--	--
12/31	at	--	--	0	--	--	0	--	--
12/31	at	--	--	0	--	--	0	--	--
12/31	at	--	--	0	--	--	0	--	--
12/31	at	--	--	0	--	--	0	--	--
12/31	at	--	--	0	--	--	0	--	--
12/31	at	--	--	0	--	--	0	--	--
12/31	at	--	--	0	--	--	0	--	--
10/04	at L.A. Chargers	--	--	--	--	--	--	--	--
10/10	Chicago	--	--	--	--	--	--	--	--
10/17	at Denver	--	--	--	--	--	--	--	--
10/24	Philadelphia	--	--	--	--	--	--	--	--
11/07	at N.Y. Giants	--	--	--	--	--	--	--	--
11/14	Kansas City	--	--	--	--	--	--	--	--

11/21	Cincinnati	--	--	--	--	--	--	--	--
11/25	at Dallas	--	--	--	--	--	--	--	--
12/05	Washington	--	--	--	--	--	--	--	--
12/12	at Kansas City	--	--	--	--	--	--	--	--
12/19	at Cleveland	--	--	--	--	--	--	--	--
12/26	Denver	--	--	--	--	--	--	--	--
01/02	at Indianapolis	--	--	--	--	--	--	--	--
01/09	L.A. Chargers	--	--	--	--	--	--	--	--
TOTALS		21	14	35	3	31	34	3	72

GOAL TO GO SITUATIONS

DATE	OPPONENT	OFFENSE	DEFENSE
09/13	Baltimore	TD - Run TD - Pass Interception	TD - Run
09/19	at Pittsburgh	Field Goal - 41 yards TD - Pass	TD - Run
09/26	Miami	TD - Pass TD - Run Field Goal - 22 yards	TD - Run
10/04	at L.A. Chargers	--	--
10/10	Chicago	--	--
10/17	at Denver	--	--
10/24	Philadelphia	--	--
11/07	at N.Y. Giants	--	--
11/14	Kansas City	--	--
11/21	Cincinnati	--	--
11/25	at Dallas	--	--
12/05	Washington	--	--
12/12	at Kansas City	--	--
12/19	at Cleveland	--	--
12/26	Denver	--	--
01/02	at Indianapolis	--	--
01/09	L.A. Chargers	--	--

OFFENSE DEFENSE

Goal-To-Go Situations	8	3
Scores	7	3
Touchdowns	5	3
Field Goals	2	0
Total Points	40	22
Fumbles	0	0
Interceptions	1	0
Missed Field Goals	0	0
Lost on Downs	0	0
End of Half/Game	0	0
Goal-to-Go Percentage	62.5	100.0

RAIDERS 2021 REGULAR SEASON GOAL-TO-GO

RAIDERS																		
Date	Opponent	Pos	TD	PAT	2-Pt.	Miss PAT	FG	FGA	Blk/MFG	INT	Fum	Dwns	Drive Ends			TD%	Score Pct.	Pts/Poss
09/13	Baltimore	3	2	2	0	0	0	0	0	1	0	0	0	0	14	66.7	66.7	4.7
09/19	at Pittsburgh	2	1	1	0	0	1	1	0	0	0	0	0	0	10	50.0	100.0	5.0
09/26	Miami	3	2	1	0	1	1	1	0	0	0	0	0	0	16	66.7	100.0	5.3
10/04	at L.A. Chargers	--	--	--	--	--	--	--	--	--	--	--	--	--	--	--	--	--
10/10	Chicago	--	--	--	--	--	--	--	--	--	--	--	--	--	--	--	--	--
10/17	at Denver	--	--	--	--	--	--	--	--	--	--	--	--	--	--	--	--	--
10/24	Philadelphia	--	--	--	--	--	--	--	--	--	--	--	--	--	--	--	--	--
11/07	at N.Y. Giants	--	--	--	--	--	--	--	--	--	--	--	--	--	--	--	--	--
11/14	Kansas City	--	--	--	--	--	--	--	--	--	--	--	--	--	--	--	--	--
11/21	Cincinnati	--	--	--	--	--	--	--	--	--	--	--	--	--	--	--	--	--
11/25	at Dallas	--	--	--	--	--	--	--	--	--	--	--	--	--	--	--	--	--
12/05	Washington	--	--	--	--	--	--	--	--	--	--	--	--	--	--	--	--	--
12/12	at Kansas City	--	--	--	--	--	--	--	--	--	--	--	--	--	--	--	--	--
12/19	at Cleveland	--	--	--	--	--	--	--	--	--	--	--	--	--	--	--	--	--
12/26	Denver	--	--	--	--	--	--	--	--	--	--	--	--	--	--	--	--	--
01/02	at Indianapolis	--	--	--	--	--	--	--	--	--	--	--	--	--	--	--	--	--
01/09	L.A. Chargers	--	--	--	--	--	--	--	--	--	--	--	--	--	--	--	--	--
TOTALS		8	5	4	0	1	2	2	0	1	0	0	0	0	40	62.5	87.5	5.0

OPPONENT 2021 REGULAR SEASON GOAL-TO-GO

OPPONENT																		
Date	Opponent	Pos	TD	PAT	2-Pt.	Miss PAT	FG	FGA	Blk/MFG	INT	Fum	Dwns	Drive Ends			TD%	Score Pct.	Pts/Poss
09/13	Baltimore	1	1	1	0	0	0	0	0	0	0	0	0	0	7	100.0	100.0	7.0
09/19	at Pittsburgh	1	1	1	0	0	0	0	0	0	0	0	0	0	7	100.0	100.0	7.0
09/26	Miami	1	1	0	1	0	0	0	0	0	0	0	0	0	8	100.0	100.0	8.0
10/04	at L.A. Chargers	--	--	--	--	--	--	--	--	--	--	--	--	--	--	--	--	--
10/10	Chicago	--	--	--	--	--	--	--	--	--	--	--	--	--	--	--	--	--
10/17	at Denver	--	--	--	--	--	--	--	--	--	--	--	--	--	--	--	--	--
10/24	Philadelphia	--	--	--	--	--	--	--	--	--	--	--	--	--	--	--	--	--
11/07	at N.Y. Giants	--	--	--	--	--	--	--	--	--	--	--	--	--	--	--	--	--
11/14	Kansas City	--	--	--	--	--	--	--	--	--	--	--	--	--	--	--	--	--
11/21	Cincinnati	--	--	--	--	--	--	--	--	--	--	--	--	--	--	--	--	--
11/25	at Dallas	--	--	--	--	--	--	--	--	--	--	--	--	--	--	--	--	--
12/05	Washington	--	--	--	--	--	--	--	--	--	--	--	--	--	--	--	--	--
12/12	at Kansas City	--	--	--	--	--	--	--	--	--	--	--	--	--	--	--	--	--
12/19	at Cleveland	--	--	--	--	--	--	--	--	--	--	--	--	--	--	--	--	--
12/26	Denver	--	--	--	--	--	--	--	--	--	--	--	--	--	--	--	--	--
01/02	at Indianapolis	--	--	--	--	--	--	--	--	--	--	--	--	--	--	--	--	--
01/09	L.A. Chargers	--	--	--	--	--	--	--	--	--	--	--	--	--	--	--	--	--
TOTALS		3	3	2	1	0	0	0	0	0	0	0	0	0	22	100.0	100.0	7.3

RAIDERS

<u>Date/Opp.</u>	<u>Quarter</u>	<u>Score</u>	<u>Initial Ruling</u>	<u>Final Ruling</u>
------------------	----------------	--------------	-----------------------	---------------------

OPPONENTS

<u>Date/Opp.</u>	<u>Quarter</u>	<u>Score</u>	<u>Initial Ruling</u>	<u>Final Ruling</u>
------------------	----------------	--------------	-----------------------	---------------------

REPLAY OFFICIAL

<u>Date/Opp.</u>	<u>Quarter</u>	<u>Score</u>	<u>Initial Ruling</u>	<u>Final Ruling</u>
9/13 vs. Bal.	OT	27-27	D. Carr pass to B. Edwards for 33 yard TD	Reversed

RAIDERS 2021 REGULAR SEASON RECORD WHEN...

2021 SEASON		2021 SEASON	
CATEGORY	W-L	CATEGORY	W-L
RAIDERS AT ALLEGIANT STADIUM	2-0	IN SEPTEMBER	3-0
RAIDERS ON THE ROAD	1-0	IN OCTOBER	0-0
RAIDERS ON GRASS	3-0	IN NOVEMBER	0-0
RAIDERS ON ARTIFICIAL TURF	0-0	IN DECEMBER	0-0
RAIDERS IN DOMES	1-0	IN JANUARY	0-0
RAIDERS IN RETRACTABLE ROOF STADIUMS	0-0		
RAIDERS OUTDOORS	0-0	ON SUNDAY NIGHT	0-0
RAIDERS INDOORS	1-0	ON THURSDAY NIGHT	0-0
ALLEGIANT STADIUM ROOF OPEN	0-0	ON MONDAY NIGHT	0-0
ALLEGIANT STADIUM ROOF CLOSED	0-0	ON SATURDAY	0-0
RAIDERS SCORE FIRST	2-0	DAY GAMES	3-0
OPPONENT SCORES FIRST	1-0	KICKOFF AT 12:00 PDT	0-0
RAIDERS SCORE ON FIRST POSSESSION	0-0	KICKOFF AT 3:00/3:05/3:15/3:35 PDT	0-0
RAIDERS SCORE 20 OR MORE POINTS	3-0	NIGHT GAMES	0-0
RAIDERS SCORE 19 OR LESS POINTS	0-0		
RAIDERS ALLOW 20 OR MORE	2-0	VS. AFC WEST OVERALL	0-0
RAIDERS ALLOW 19 OR LESS POINTS	1-0	VS. AFC WEST AT HOME	0-0
		VS. AFC WEST ON THE ROAD	0-0
RAIDERS LEAD AFTER 1ST QUARTER	1-0	VS. AFC	3-0
RAIDERS TRAIL AFTER 1ST QUARTER	2-0	VS. AFC EAST	1-0
SCORE TIED AFTER 1ST QUARTER	0-0	VS. AFC SOUTH	0-0
RAIDERS LEAD AT HALFTIME	1-0	VS. AFC NORTH	2-0
RAIDERS TRAIL AT HALFTIME	2-0		
SCORE TIED AT HALFTIME	0-0		
RAIDERS LEAD AFTER 3RD QUARTER	2-0	VS. NFC	0-0
RAIDERS TRAIL AFTER 3RD QUARTER	1-0	VS. NFC EAST	0-0
SCORE TIED AFTER 3RD QUARTER	0-0	VS. NFC SOUTH	0-0
GAME GOES TO OVERTIME	2-0	VS. NFC NORTH	0-0
		VS. NFC WEST	0-0
RAIDERS HAVE + TURNOVER RATIO	2-0		
RAIDERS HAVE - TURNOVER RATIO	1-0		
TURNOVER RATIO EVEN	0-0		
RAIDERS HAVE 30:00+TOP	3-0		
RAIDERS HAVE LESS THAN 30:00 TOP	0-0		
RAIDERS HAVE 100-YARD RUSHER	1-0		
RAIDERS HAVE 300 NET PASSING YARDS	3-0		
RAIDERS HAVE 1 100-YARD RECEIVER	2-0		
RAIDERS HAVE 2 100-YARD RECEIVERS	0-0		
RAIDERS WIN COIN TOSS	1-0		
RAIDERS LOSE COIN TOSS	2-0		

BY RAIDERS

BY OPPONENT

PASSING

126.20 att., Derek Carr @ Pittsburgh, 09/19/21	100-POINT PASSER RATING	103.60 att., Drew Lock @ Denver, 01/03/21
513 yards, Derek Carr @ Tampa Bay, 10/30/16	500 YARDS PASSING	504 yards, Elvis Grbac vs. Kansas City, 11/05/00
43 att., Derek Carr vs. Miami, 09/26/21	40+ PASS ATTEMPTS	49 att., Jacoby Brissett vs. Miami, 09/26/21
435 yards, Derek Carr vs. Baltimore, 09/13/21	400 YARDS PASSING	406 yards, Matthew Stafford vs. Detroit, 11/03/19
386 yards, Derek Carr vs. Miami, 09/26/21	300 YARDS PASSING	339 yards, Drew Lock @ Denver, 01/03/21
6 tds, Daryle Lamonica vs. Buffalo, 10/19/69	SIX TOUCHDOWN PASSES	6 tds, Dan Fout vs. San Diego, 11/22/81
* Never Has Happened *	SEVEN TOUCHDOWN PASSES	7 tds, Nick Foles: (2, 17, 63, 15, 25, 46, 5) vs. Philadelphia, 11/03/13
5 tds, Kerry Collins: (18, 32, 18, 45, 3) vs. Tennessee, 12/19/04	FIVE TOUCHDOWN PASSES	5 tds, Aaron Rodgers: (21, 2, 37, 3, 74) @ Green Bay, 10/20/19
4 tds, Derek Carr: (8, 7, 19, 7) vs. Cleveland, 09/30/18	FOUR TOUCHDOWN PASSES	4 tds, Tom Brady: (5, 33, 4, 1) vs. Tampa Bay, 10/25/20
3 tds, Derek Carr: (9, 38, 46) @ N.Y. Jets, 12/06/20	THREE TOUCHDOWN PASSES	4 tds, Tom Brady: (5, 33, 4, 1) vs. Tampa Bay, 10/25/20
26 comp, Derek Carr vs. Miami, 09/26/21	25+ Completions	32 comp, Jacoby Brissett vs. Miami, 09/26/21
34 comp, Derek Carr vs. Baltimore, 09/13/21	30+ Completions	32 comp, Jacoby Brissett vs. Miami, 09/26/21
34 comp, Derek Carr vs. Baltimore, 09/13/21	30-39 PASSING COMPLETIONS	32 comp, Jacoby Brissett vs. Miami, 09/26/21
40 comp, Derek Carr @ Tampa Bay, 10/30/16	40+ PASSING COMPLETIONS	40 comp, Billy Volek vs. Tennessee, 12/19/04
61 yards, Derek Carr: (9:44) (Shotgun) 4-D.Carr pass deep middle to 11-H.Ruggs for 61 yards, TOUCHDOWN. @ Pittsburgh, 09/19/21	PASS PLAY OF 50-OR-MORE YARDS	52 yards, Ben Roethlisberger: (12:14) (Shotgun) 7-B.Roethlisberger pass deep left to 11-C.Claypool to LV 25 for 52 yards (24-J.Abram). @ Pittsburgh, 09/19/21
85 yards, Derek Carr: (3:56) (Shotgun) 4-D.Carr pass deep right to 15-N.Agholor for 85 yards, TOUCHDOWN. vs. Miami, 12/26/20	PASS PLAY OF 80-OR-MORE YARDS	92 yards, Drew Lock: (6:43) (Shotgun) 3-D.Lock pass deep middle to 10-J.Jeudy for 92 yards, TOUCHDOWN. @ Denver, 01/03/21
7 ints, Ken Stabler vs. Denver, 10/16/77	SEVEN+ INTERCEPTIONS THROWN	* Never Has Happened *
6 ints, Donald Hollas vs. Miami, 12/06/98	SIX INTERCEPTIONS THROWN	* Never Has Happened *
5 ints, Jim Plunkett vs. Kansas City, 10/05/80	FIVE INTERCEPTIONS THROWN	5 ints, Steve Pelluer @ Dallas, 11/09/86
4 ints, Matthew McGloin vs. Kansas City, 12/15/13	FOUR INTERCEPTIONS THROWN	4 ints, Drew Lock vs. Denver, 11/15/20
3 ints, Derek Carr vs. L.A. Rams, 09/10/18	THREE INTERCEPTIONS THROWN	4 ints, Drew Lock vs. Denver, 11/15/20
2 ints, Derek Carr @ Denver, 01/03/21	TWO INTERCEPTIONS THROWN	4 ints, Drew Lock vs. Denver, 11/15/20

RUSHING

227 yards, Napoleon Kaufman vs. Denver, 10/19/97	200 YARDS RUSHING	203 yards, Adrian Peterson vs. Minnesota, 11/15/15
150 yards, Rashad Jennings @ Houston, 11/17/13	150-199 YARDS RUSHING	150 yards, Jonathan Taylor vs. Indianapolis, 12/13/20
111 yards, Peyton Barber vs. Miami, 09/26/21	100 YARDS RUSHING	150 yards, Jonathan Taylor vs. Indianapolis, 12/13/20
111 yards, Peyton Barber vs. Miami, 09/26/21	100-149 YARDS RUSHING	104 yards, Ty Johnson @ N.Y. Jets, 12/06/20
* Never Has Happened *	FOUR TOUCHDOWNS RUSHING	4 tds, Doug Martin: (45, 67, 70, 1) vs. Tampa Bay, 11/04/12
3 tds, Josh Jacobs: (1, 7, 6) @ Carolina, 09/13/20	THREE TOUCHDOWNS RUSHING	3 tds, C.J. Anderson: (11, 1, 25) @ Denver, 12/28/14
2 tds, Josh Jacobs: (2, 15) vs. Baltimore, 09/13/21	TWO TOUCHDOWNS RUSHING	2 tds, Jonathan Taylor: (62, 3) vs. Indianapolis, 12/13/20
Josh Jacobs: (11, 5)/Devontae Booker: (7, 23) vs. Denver, 11/15/20	TWO PLAYERS WITH TWO TD RUSHING	* Never Has Happened *
150 yards, Rashad Jennings @ San Diego, 11/10/11	150 YARDS RUSHING	150 yards, Jonathan Taylor @ Buffalo, 10/29/17
31 att., Josh Jacobs @ Cleveland, 11/01/20	30+ RUSHING ATTEMPTS	30 att., Andre Brown @ N.Y. Giants, 11/10/13
69 yards, Josh Jacobs vs. Miami, 12/26/20	50-74 YARD RUSHING	65 yards, Myles Gaskin vs. Miami, 09/26/21
111 yards, Peyton Barber vs. Miami, 09/26/21	75+ YARD RUSHING	86 yards, Lamar Jackson vs. Baltimore, 09/13/21
31 att., Josh Jacobs @ Cleveland, 11/01/20	30-39 RUSHING ATTEMPTS	30 att., Andre Brown @ N.Y. Giants, 11/10/13
41 att., L.A. Chargers 30, Las Vegas 27 vs. L.A. Chargers, 12/17/20	40-49 RUSHING ATTEMPTS (TEAM)	41 att., Cincinnati 30, Las Vegas 16 @ Cincinnati, 12/16/18
52 att., Las Vegas 28, L.A. Chargers 13 @ San Diego, 12/05/10	50+ RUSHING ATTEMPTS (TEAM)	54 att., N.Y. Jets 38, Las Vegas 0 vs. N.Y. Jets, 10/25/09
328 yards, Las Vegas 59, Denver 14 @ Denver, 10/24/10	300 YARDS RUSHING (TEAM)	316 yards, N.Y. Jets 38, Las Vegas 0 vs. N.Y. Jets, 10/25/09
203 yards, Las Vegas 37, Denver 12 vs. Denver, 11/15/20	200 YARDS RUSHING (TEAM)	212 yards, Indianapolis 44, Las Vegas 27 vs. Indianapolis, 12/13/20
203 yards, Las Vegas 37, Denver 12 vs. Denver, 11/15/20	200-299 YARDS RUSHING (TEAM)	212 yards, Indianapolis 44, Las Vegas 27 vs. Indianapolis, 12/13/20
203 yards, Las Vegas 37, Denver 12 vs. Denver, 11/15/20	200+ YARDS RUSHING (TEAM)	212 yards, Indianapolis 44, Las Vegas 27 vs. Indianapolis, 12/13/20
328 yards, Las Vegas 59, Denver 14 @ Denver, 10/24/10	300+ YARDS RUSHING (TEAM)	316 yards, N.Y. Jets 38, Las Vegas 0 vs. N.Y. Jets, 10/25/09
60 yards, Trevor Davis: (8:13) 11-T.Davis left end for 60 yards, TOUCHDOWN. @ Indianapolis, 09/29/19	RUN OF 50-74 YARDS	62 yards, Jonathan Taylor: (7:36) (Shotgun) 28-J.Taylor right tackle for 62 yards, TOUCHDOWN. vs. Indianapolis, 12/13/20

75 yards, Jalen Richard: (8:38) 30-J.Richard left guard for 75 yards, TOUCHDOWN. @ New Orleans, 09/11/16	RUN OF 75+ YARDS	80 yards, Adrian Peterson: (2:03) 28-A.Peterson right guard for 80 yards, TOUCHDOWN. vs. Minnesota, 11/15/15
75 yards, Jalen Richard: (8:38) 30-J.Richard left guard for 75 yards, TOUCHDOWN. @ New Orleans, 09/11/16	RUN OF 70+ YARDS	80 yards, Adrian Peterson: (2:03) 28-A.Peterson right guard for 80 yards, TOUCHDOWN. vs. Minnesota, 11/15/15
60 yards, Trevor Davis: (8:13) 11-T.Davis left end for 60 yards, TOUCHDOWN. @ Indianapolis, 09/29/19	RUN OF 60-69 YARDS	62 yards, Jonathan Taylor: (7:36) (Shotgun) 28-J.Taylor right tackle for 62 yards, TOUCHDOWN. vs. Indianapolis, 12/13/20
51 yards, Josh Jacobs: (11:58) 28-J.Jacobs right tackle to KC 30 for 51 yards (35-C.Ward). vs. Kansas City, 09/15/19	RUN OF 50-59 YARDS	53 yards, David Johnson: (7:03) 31-D.Johnson up the middle pushed ob at OAK 17 for 53 yards (42-K.Joseph). @ Arizona, 11/18/18

RECEIVING

155 yards/112 yards, Nelson Agholor/Darren Waller vs. Miami, 12/26/20	TWO 100-YARD RECEIVERS	127 yards/102 yards, Travis Kelce/Tyreek Hill vs. Kansas City, 11/22/20
200 yards, Darren Waller @ N.Y. Jets, 12/06/20	200 YARDS RECEIVING	284 yards, Antonio Brown @ Pittsburgh, 11/08/15
113 yards, Henry Ruggs III @ Pittsburgh, 09/19/21	100 YARDS RECEIVING	105 yards, Diontae Johnson @ Pittsburgh, 09/19/21
4 tds, Art Powell vs. Houston, 12/22/63	FOUR TOUCHDOWN RECEPTIONS	4 tds, Jamaal Charles: (49, 39, 16, 71) vs. Kansas City, 12/15/13
* Never Has Happened *	FIVE TOUCHDOWN RECEPTIONS	5 tds, Kellen Winslow vs. San Diego, 11/22/81
3 tds, Michael Crabtree: (2, 26, 1) vs. N.Y. Jets, 09/17/17	THREE TOUCHDOWN RECEPTIONS	4 tds, Jamaal Charles: (49, 39, 16, 71) vs. Kansas City, 12/15/13
2 tds, Darren Waller: (9, 38) @ N.Y. Jets, 12/06/20	TWO TOUCHDOWN RECEPTIONS	2 tds, Myles Gaskin: (10, 59) vs. Miami, 12/26/20
Rickey Dudley/Jeremy Bringham vs. Carolina, 12/24/00	TWO PLAYERS WITH TWO TD RECEPTIONS	Emmanuel Sanders: (32, 15)/Julius Thomas: (10, 32) vs. Denver, 11/09/14
155 yards, Nelson Agholor vs. L.A. Chargers, 12/17/20	150 YARDS RECEIVING	153 yards, A.J. Brown vs. Kansas City, 09/15/19
10 , Darren Waller vs. Baltimore, 09/13/21	10 OR MORE RECEPTIONS	12 /10 , Jaylen Waddle/Mike Gesicki vs. Miami, 09/26/21
113 yards, Henry Ruggs III @ Pittsburgh, 09/19/21	100-149 YARDS RECEIVING	105 yards, Diontae Johnson @ Pittsburgh, 09/19/21
155 yards, Nelson Agholor vs. Miami, 12/26/20	150-199 YARDS RECEIVING	153 yards, A.J. Brown vs. Tennessee, 12/08/19
200 yards, Darren Waller @ N.Y. Jets, 12/06/20	200-299 YARDS RECEIVING	284 yards, Antonio Brown @ Pittsburgh, 11/08/15
85 yards, Nelson Agholor: (3:56) (Shotgun) 4-D.Carr pass deep right to 15-N.Agholor for 85 yards, TOUCHDOWN. vs. Miami, 12/26/20	70-YARD RECEPTION	92 yards, Jerry Jeudy: (6:43) (Shotgun) 3-D.Lock pass deep middle to 10-J.Jeudy for 92 yards, TOUCHDOWN. @ Denver, 01/03/21
61 yards, Henry Ruggs III: (9:44) (Shotgun) 4-D.Carr pass deep middle to 11-H.Ruggs for 61 yards, TOUCHDOWN. @ Pittsburgh, 09/19/21	60-YARD RECEPTION	67 yards, Tyreek Hill: (12:51) (Shotgun) 15-P.Mahomes pass deep left to 10-T.Hill for 67 yards, TOUCHDOWN. @ Kansas City, 12/30/18
57 yards, Nelson Agholor: (7:08) 4-D.Carr pass deep left to 15-N.Agholor to DEN 7 for 57 yards (23-M.Ojemudia). @ Denver, 01/03/21	50-YARD RECEPTION	52 yards, Chase Claypool: (12:14) (Shotgun) 7-B.Roethlisberger pass deep left to 11-C.Claypool to LV 25 for 52 yards (24-J.Abram). @ Pittsburgh, 09/19/21

COMBINED YARDS

111 yards/386 yards, Peyton Barber/Derek Carr vs. Miami, 09/26/21	100-YARD RUSHER AND 300-YARD PASSER	103 yards/391 yards, Derrick Henry/Ryan Tannehill vs. Tennessee, 12/08/19
113 yards/382 yards, Henry Ruggs III/Derek Carr @ Pittsburgh, 09/19/21	100-YARD RECEIVER AND 300-YARD PASSER	140 yards/339 yards, Jerry Jeudy/Drew Lock @ Denver, 01/03/21
104 yards/100 yards, Josh Jacobs/Darren Waller @ Kansas City, 12/01/19	100-YARD RUSHER AND 100-YARD RECEIVER	103 yards/153 yards, Derrick Henry/A.J. Brown vs. Tennessee, 12/08/19
130 yards/437 yards/128 yards, Marshawn Lynch/Derek Carr Amari Cooper vs. Cleveland, 09/30/18	100-YARD RUSHER, 300-YARD PASSER, 100-YARD RECEIVER	103 yards/391 yards/153 yards, Derrick Henry/Ryan Tannehill A.J. Brown vs. Tennessee, 12/08/19
130 yards/128/110 yards, Marshawn Lynch/Amari Cooper/Jared Cook vs. Cleveland, 09/30/18	100-YARD RUSHER/TWO 100-YARD RECEIVERS	117 yards/118/101 yards, Rudi Johnson/T.J. Houshmandzadeh/Chad Johnson @ Cincinnati, 12/10/06
155/112 yards/336 yards, Nelson Agholor/Darren Waller/Derek Carr vs. Miami, 12/26/20	TWO 100-YARD RECEIVERS/300-YARD PASSER	127/102 yards/348 yards, Travis Kelce/Tyreek Hill/Patrick Mahomes vs. Kansas City, 11/22/20

DEFENSE

56 yards, Erik Harris: (6:14) (Shotgun) 17-P.Rivers pass short middle intended for 86-H.Henry INTERCEPTED by 25-E.Harris [98-M.Crosby] at OAK 44. 25-E.Harris for 56 yards, TOUCHDOWN. vs. L.A. Chargers, 11/07/19	INTERCEPTED PASS RETURNED FOR A TOUCHDOWN	85 yards, Elandon Roberts: (6:49) (Shotgun) 4-D.Carr pass short right intended for 87-F.Moreau INTERCEPTED by 52-E.Roberts [21-E.Rowe] at MIA 15. 52-E.Roberts for 85 yards, TOUCHDOWN. vs. Miami, 09/26/21
18 yards, Keith McGill: (3:51) 18-P.Manning up the middle to DEN 23 for no gain (91-J.Tuck). FUMBLES (91-J.Tuck), RECOVERED by OAK-39-K.McGill at DEN 18. 39-K.McGill for 18 yards, TOUCHDOWN. The Replay Official challenged the backward pass ruling, and the play was Upheld. The ruling on the field stands. @ Denver, 12/28/14	FUMBLE RETURNED FOR A TOUCHDOWN	47 yards, Jayon Brown: (13:25) (No Huddle, Shotgun) 4-D.Carr pass short left to 83-D.Waller to OAK 48 for 3 yards (23-T.Smith). FUMBLES (23-T.Smith), RECOVERED by TEN-55-J.Brown at OAK 47. 55-J.Brown for 47 yards, TOUCHDOWN. vs. Tennessee, 12/08/19
Casey Hayward Jr.: (:36) (Shotgun) 14-J.Brissett pass short left to 17-J.Waddle tackled in End Zone for -1 yards, SAFETY (29-C.Hayward). vs. Miami, 09/26/21	SAFETY SCORED	D.J. Alexander: (9:05) 7-M.King punt is BLOCKED by 57-D.Alexander, Center-47-T.Gafford, ball out of bounds in End Zone, SAFETY. @ Kansas City, 01/03/16
Las Vegas 15, Kansas City 0 vs. Kansas City, 12/16/12	SHUTOUT	L.A. Rams 52, Las Vegas 0 @ St. Louis, 11/30/14
5.0 sk, Khalil Mack @ Denver, 12/13/15	FIVE+ SACK GAME	6.0 sk, Derrick Thomas @ Kansas City, 09/06/98
4.0 sk, Maxx Crosby vs. Cincinnati, 11/17/19	FOUR SACK GAME	4.0 sk, Brian Orakpo vs. Washington, 12/13/09

4.0 sk, Maxx Crosby vs. Cincinnati, 11/17/19	THREE SACK GAME	3.0 sk, Devin White vs. Tampa Bay, 10/25/20
2.0 sk, Solomon Thomas @ Pittsburgh, 09/19/21	TWO SACK GAME	2.0 sk, Brandon Jones vs. Miami, 09/26/21
William Thomas/Eric Allen vs. N.Y. Jets, 12/10/00	TWO INTERCEPTIONS BY TEAMMATES	* Never Has Happened *
73 yards, Kamerion Wimbley vs. Chicago, 11/27/11	70+ YARD INTERCEPTION RETURN	85t yards, Elandon Roberts vs. Miami, 09/26/21
3 int, Rod Woodson vs. Tennessee, 09/29/02	THREE INTERCEPTION GAME	3 int, Walt Harris @ San Francisco, 10/08/06
2 ints, Jeff Heath vs. Denver, 11/15/20	TWO INTERCEPTIONS	2 ints, Xavien Howard @ Miami, 09/23/18
2 int, Jeff Heath vs. Denver, 11/15/20	TWO INTERCEPTION GAME	2 int, Xavien Howard @ Miami, 09/23/18
3 ints, Rod Woodson vs. Tennessee, 09/29/02	THREE INTERCEPTIONS	3 ints, Walt Harris @ San Francisco, 10/08/06
24 yards, Denver 16, Las Vegas 10 @ Denver, 10/01/17	LESS THAN 25 RUSHING YARDS	19 yards, Las Vegas 24, L.A. Chargers 17 @ L.A. Chargers, 12/22/19
40 yards, Atlanta 43, Las Vegas 6 @ Atlanta, 11/29/20	LESS THAN 50 RUSHING YARDS	39 yards, Las Vegas 26, Pittsburgh 17 @ Pittsburgh, 09/19/21
39 yards, Las Vegas 26, Pittsburgh 17 @ Pittsburgh, 09/19/21	LESS THAN 100 RUSHING YARDS	52 yards, Las Vegas 26, Pittsburgh 17 @ Pittsburgh, 09/19/21
42 yards, Denver 23, Las Vegas 3 vs. Denver, 09/27/09	LESS THAN 50 NET PASSING YARDS	26 yards, Tennessee 13, Las Vegas 9 @ Tennessee, 10/28/07
96 yards, Washington 27, Las Vegas 10 @ Washington, 09/24/17	LESS THAN 100 NET PASSING YARDS	73 yards, Las Vegas 17, Cincinnati 10 vs. Cincinnati, 11/17/19
122 yards, Las Vegas 16, Cleveland 6 @ Cleveland, 11/01/20	LESS THAN 150 NET PASSING YARDS	100 yards, Las Vegas 16, Cleveland 6 @ Cleveland, 11/01/20
119 yards, Las Vegas 15, Kansas City 0 vs. Kansas City, 12/16/12	LESS THAN 150 YARDS NET OFFENSE	128 yards, Washington 27, Las Vegas 10 @ Washington, 09/24/17
119 yards, Las Vegas 15, Kansas City 0 vs. Kansas City, 12/16/12	LESS THAN 200 YARDS NET OFFENSE	185 yards, Seattle 27, Las Vegas 3 vs. Seattle, 10/14/18
223 yards, Las Vegas 16, Cleveland 6 @ Cleveland, 11/01/20	LESS THAN 300 YARDS NET OFFENSE	243 yards, Atlanta 43, Las Vegas 6 @ Atlanta, 11/29/20
4 to, Las Vegas 32, Denver 31 @ Denver, 01/03/21	FORCED FOUR TURNOVERS	4 to, Las Vegas 45, Cleveland 42 vs. Cleveland, 09/30/18
5 to, Atlanta 43, Las Vegas 6 @ Atlanta, 11/29/20	FORCED FIVE+ TURNOVERS	5 to, Las Vegas 37, Denver 12 vs. Denver, 11/15/20
1 to, Las Vegas 31, Miami 28 vs. Miami, 09/26/21	AT LEAST ONE TURNOVER	1 to, Las Vegas 26, Pittsburgh 17 @ Pittsburgh, 09/19/21
3 to, Las Vegas 31, N.Y. Jets 28 @ N.Y. Jets, 12/06/20	FORCED THREE+ TURNOVERS	4 to, Las Vegas 32, Denver 31 @ Denver, 01/03/21
SPECIAL TEAMS		
101 yards, Jacoby Ford: 4-P.Dawson kicks 66 yards from CLV 35 to OAK -1. 12-J.Ford for 101 yards, TOUCHDOWN. The Replay Assistant challenged the runner was in bounds ruling, and the play was Upheld. vs. Cleveland, 10/16/11	KICKOFF RETURNED FOR A TOUCHDOWN	93 yards, Cordarrelle Patterson: 11-S.Janikowski kicks 58 yards from OAK 35 to MIN 7. 84-C.Patterson for 93 yards, TOUCHDOWN. vs. Minnesota, 11/15/15
99 yards, Dwayne Harris: (10:35) 3-C.Wadman punts 65 yards to OAK 1, Center-42-C.Kreiter. 17-D.Harris for 99 yards, TOUCHDOWN. The Replay Official reviewed the kick touched ruling, and the play was Upheld. The ruling on the field stands. vs. Denver, 12/24/18	PUNT RETURNED FOR A TOUCHDOWN	70 yards, Cyrus Jones: (13:01) (Punt formation) 5-J.Townsend punts 52 yards to BLT 30, Center-47-T.Sieg. 27-C.Jones for 70 yards, TOUCHDOWN. @ Baltimore, 11/25/18
* Never Has Happened *	BLOCKED FIELD GOAL RETURNED FOR A TOUCHDOWN	72 yards, Ray Mickens: Cole Ford, kicker @ N.Y. Jets, 09/21/97
Denico Autry: (14:03) 9-J.Ryan punt is BLOCKED by 96-D.Autry, Center-49-C.Gresham, RECOVERED by OAK-12-B.Butler at SEA 0. TOUCHDOWN. @ Seattle, 11/02/14	BLOCKED PUNT RETURNED FOR A TOUCHDOWN	Antonio Allen: (4:00) 7-M.King punt is BLOCKED by 39-A.Allen, Center-59-J.Condo, RECOVERED by NYJ-39-A.Allen at OAK 0. TOUCHDOWN. @ N.Y. Jets, 12/08/13
50 yards, Daniel Carlson: (11:41) 2-D.Carson 50 yard field goal is GOOD, Center-47-T.Sieg, Holder-6-A.Cole. vs. Miami, 09/26/21	MADE FIELD GOAL OF 50 YARDS OR LONGER	50 yards, Jason Sanders: (2:54) 7-J.Sanders 50 yard field goal is GOOD, Center-44-B.Ferguson, Holder-5-M.Palardy. vs. Miami, 09/26/21
53 yards, Giorgio Tavecchio: (4:56) 2-G.Tavecchio 53 yard field goal is BLOCKED (21-E.Murray), Center-59-J.Condo, Holder-7-M.King. vs. Kansas City, 10/19/17	BLOCKED FIELD GOAL	63 yards, Brandon McManus: (:09) 8-B.McManus 63 yard field goal is BLOCKED (98-M.Crosby), Center-46-J.Bobenmoyer, Holder-6-S.Martin, RECOVERED by LV-99-A.Key at LV 43. @ Denver, 01/03/21
Marquette King: (9:05) 7-M.King punt is BLOCKED by 57-D.Alexander, Center-47-T.Gafford, ball out of bounds in End Zone, SAFETY. @ Kansas City, 01/03/16	BLOCKED PUNT	Jon Ryan: (14:03) 9-J.Ryan punt is BLOCKED by 96-D.Autry, Center-49-C.Gresham, RECOVERED by OAK-12-B.Butler at SEA 0. TOUCHDOWN. @ Seattle, 11/02/14
Las Vegas 30, Seattle 21 vs. Seattle, 12/05/99	NO PUNTS	Denver 37, Las Vegas 6 @ Denver, 09/30/12
Daniel Carlson: 2-D.Carson extra point is No Good, Wide Right, Center-47-T.Sieg, Holder-6-A.Cole. vs. Miami, 09/26/21	MISSED POINT AFTER TOUCHDOWN ATTEMPT	Sergio Castillo: 6-S.Castillo extra point is No Good, Wide Right, Center-42-T.Hennessy, Holder-7-B.Mann. @ N.Y. Jets, 12/06/20
Harrison Butker: 7-H.Butker extra point is Blocked (99-A.Key), Center-41-J.Winchester, Holder-2-D.Colquitt. vs. Kansas City, 12/02/18	POINT AFTER TOUCHDOWN ATTEMPT BLOCKED	Daniel Carlson: 8-D.Carson extra point is Blocked (92-T.Kpassagnon), Center-47-T.Sieg, Holder-6-A.Cole. DEFENSIVE TWO-POINT ATTEMPT. 35-C.Ward recovered the blocked kick. ATTEMPT SUCCEEDS. @ Kansas City, 12/01/19
Erik Harris: 2-G.Tavecchio kicks inside 22 yards from OAK 35 to KC 43, impetus ends at OAK 49, out of bounds. Oakland challenged the runner was out of bounds ruling, and the play was REVERSED. 2-G.Tavecchio kicks inside 22 yards from OAK 35 to KC 43, impetus ends at OAK 49. RECOVERED by OAK-41-E.Harris. @ Kansas City, 12/10/17	SUCCESSFUL ONSIDE KICK	Cody Parkey: 1-C.Parkey kicks inside 13 yards from MIA 35 to MIA 48. RECOVERED by MIA-1-C.Parkey. @ Miami, 11/05/17
5 fg, Sebastian Janikowski: (20, 50, 57, 30, 41) vs. Kansas City, 12/16/12	FIVE FIELD GOALS	5 fg, Younghoe Koo: (38, 39, 30, 29, 54) @ Atlanta, 11/29/20

6 fg, Sebastian Janikowski: (40, 47, 42, 19, 37, 44) vs. Chicago, 11/27/11	SIX FIELD GOALS	6 fg, Greg Davis: (30, 22, 38, 43, 33, 33) vs. San Diego, 10/05/97
50 yards, Daniel Carlson: (:03) 2-D.Carlson 22 yard field goal is GOOD, Center-47-T.Sieg, Holder-6-A.Cole. vs. Miami, 09/26/21	50-59 YARD FIELD GOAL	50 yards, Jason Sanders: (2:54) 7-J.Sanders 50 yard field goal is GOOD, Center-44-B.Ferguson, Holder-5-M.Palardy. vs. Miami, 09/26/21
4 fg, Daniel Carlson: (46, 33, 41, 45) @ Pittsburgh, 09/19/21	FOUR FIELD GOALS	4 fg, Jason Sanders: (37, 39, 22, 44) vs. Miami, 12/26/20
63 yards, Sebastian Janikowski: (:05) 11-S.Janikowski 63 yard field goal is GOOD, Center-59-J.Condo, Holder-9-S.Lechler. @ Denver, 09/12/11	60+ YARD FIELD GOAL	62 yards, Stephen Gostkowski: (:05) 3-S.Gostkowski 62 yard field goal is GOOD, Center-49-J.Cardona, Holder-6-R.Allen. vs. New England, 11/19/17
3 fg, Daniel Carlson: (50, 38, 22) vs. Miami, 09/26/21	THREE FIELD GOALS	3 fg, Brandon McManus: (22, 37, 26) @ Denver, 01/03/21
53 yards, Johnnie Lee Higgins vs. St. Louis, 09/19/10	50-69 YARD PUNT RETURN	50 yards, Tyreek Hill vs. Kansas City, 10/16/16
80t yards, Johnnie Lee Higgins vs. Houston, 12/21/08	70-89 YARD PUNT RETURN	71 yards, Tarik Cohen vs. Chicago, 10/06/19
67 yds, AJ Cole vs. Miami, 09/26/21	60-69 YARD PUNT	67 yds, Tommy Townsend @ Kansas City, 10/11/20
99t yards, Dwayne Harris vs. Denver, 12/24/18	90+ YARD PUNT RETURN	90t yards, Eric Decker @ Denver, 09/12/11
74 yds, AJ Cole @ L.A. Chargers, 12/22/19	70+ YARD PUNT	71 yds, Dustin Colquitt vs. Kansas City, 12/16/12
80 yds, Shane Lechler vs. Chicago, 11/27/11	80+ YARD PUNT	* Never Has Happened *
21 yards, Hunter Renfrow @ Denver, 01/03/21	20 YARD PUNT RETURN	30 yards, Devin Duvernay vs. Baltimore, 09/13/21
52 yards, Trevor Davis vs. Chicago, 10/06/19	50-69 YARD KICKOFF RETURN	60 yards, Devin Hester @ Baltimore, 10/02/16
10 punts, Marquette King @ Denver, 12/13/15	PUNTED 10+ TIMES	10 punts, Darren Bennett @ San Diego, 12/28/03
72 yards, Dwayne Harris vs. Denver, 09/09/19	70-89 YARD KICKOFF RETURN	77 yards, Alex Erickson @ Cincinnati, 12/16/18
91 yards, Bryan McCann @ Kansas City, 12/24/11	90+ YARD KICKOFF RETURN	93t yards, Cordarrelle Patterson vs. Minnesota, 11/15/15
TEAM/MISCELLANEOUS		
565 yards, Las Vegas 565, Cleveland 487 vs. Cleveland, 09/30/18	500 TOTAL YARDS OF OFFENSE	552 yards, Tennessee 552, Las Vegas 355 vs. Tennessee, 12/08/19
626 yards, Las Vegas 626, Tampa Bay 270 @ Tampa Bay, 10/30/16	600 TOTAL YARDS OF OFFENSE	* Never Has Happened *
497 yards, Las Vegas 497, Miami 330 vs. Miami, 09/26/21	400 TOTAL YARDS OF OFFENSE	406 yards, Las Vegas 491, Baltimore 406 vs. Baltimore, 09/13/21
ST: (1:21) J.Campbell pass short right to Z.Miller for 1 yard, TOUCHDOWN. San Diego challenged the pass completion ruling, and the play was Upheld. (Timeout #1 at 01:13.)ST: (3:43) (Shotgun) M.Bush up the middle for 3 yards, TOUCHDOWN.DEF: (1:10) (Shotgun) P.Rivers sacked at OAK 36 for -3 yards (M.Huff). FUMBLES (M.Huff), RECOVERED by OAK-T.Branch at OAK 36. T.Branch for 64 yards, TOUCHDOWN. The Replay Assistant challenged the fumble ruling, and the play was Upheld.OFF: (10:37) M.Scifres punt is BLOCKED by B.Myers, Center-E.Albright, RECOVERED by OAK-H.Eugene at SD 5. H.Eugene for 5 yards, TOUCHDOWN. vs. San Diego, 10/10/10	TOUCHDOWN ON OFFENSE, DEFENSE AND SPECIAL TEAMS	ST: (11:20) (Shotgun) L.Jackson pass short right to M.Crabtree for 8 yards, TOUCHDOWN.ST: (8:16) L.Jackson left end for 5 yards, TOUCHDOWN.DEF: (6:11) (No Huddle, Shotgun) D.Carr sacked at OAK 33 for -5 yards (M.Judon). FUMBLES (M.Judon) [M.Judon], RECOVERED by BLT-T.Suggs at OAK 43. T.Suggs for 43 yards, TOUCHDOWN. Suggs' 3rd career touchdown.OFF: (13:01) (Punt formation) J.Townsend punts 52 yards to BLT 30, Center-T.Sieg. C.Jones for 70 yards, TOUCHDOWN. @ Baltimore, 11/25/18
Derek Carr: (Pass formation) TWO-POINT CONVERSION ATTEMPT. 4-D.Carr pass to 83-D.Waller is complete. ATTEMPT SUCCEEDS. @ Denver, 01/03/21	MADE TWO-POINT CONVERSION	Jacoby Brissett: TWO-POINT CONVERSION ATTEMPT. 14-J.Brissett pass to 3-W.Fuller is complete. ATTEMPT SUCCEEDS. vs. Miami, 09/26/21
Derek Carr: (Pass formation) TWO-POINT CONVERSION ATTEMPT. 4-D.Carr pass to 13-H.Renfrow is incomplete. ATTEMPT FAILS. @ Denver, 12/29/19	FAILED TWO-POINT CONVERSION	Drew Lock: TWO-POINT CONVERSION ATTEMPT. 3-D.Lock pass to 10-J.Jeudy is incomplete. ATTEMPT FAILS. vs. Denver, 11/15/20
Las Vegas 59, Denver 14 @ Denver, 10/24/10	50 POINTS	L.A. Rams 52, Las Vegas 0 @ St. Louis, 11/30/14
Las Vegas 40, Kansas City 32 @ Kansas City, 10/11/20	40 POINTS	Indianapolis 44, Las Vegas 27 vs. Indianapolis, 12/13/20
Las Vegas 31, Miami 28 vs. Miami, 09/26/21	OVERTIME WIN	L.A. Chargers 30, Las Vegas 27 vs. L.A. Chargers, 12/17/20
Las Vegas 31, Miami 28 vs. Miami, 09/26/21	OVERTIME GAME	
L.A. Chargers 30, Las Vegas 27 vs. L.A. Chargers, 12/17/20	OVERTIME LOSS	Las Vegas 31, Miami 28 vs. Miami, 09/26/21
Oakland 23, Denver 23 @ Denver, 10/22/73	OVERTIME TIE	Oakland 23, Denver 23 @ Denver, 10/22/73
Las Vegas 24, Denver 0 @ Denver, 10/24/10	20 FIRST-QUARTER POINTS	L.A. Rams 21, Las Vegas 0 @ St. Louis, 11/30/14
Las Vegas 21, Kansas City 17 @ Kansas City, 10/11/20	20 SECOND-QUARTER POINTS	Kansas City 28, Las Vegas 0 vs. Kansas City, 09/15/19
Las Vegas 21, Denver 7 @ Denver, 10/24/10	20 THIRD-QUARTER POINTS	N.Y. Jets 21, Las Vegas 0 @ N.Y. Jets, 11/24/19
Las Vegas 21, Cleveland 14 vs. Cleveland, 09/30/18	20 FOURTH-QUARTER POINTS	Tampa Bay 21, Las Vegas 3 vs. Tampa Bay, 10/25/20
Las Vegas 15, Kansas City 0 vs. Kansas City, 12/16/12	SHUTOUT AT HOME	Kansas City 28, Las Vegas 0 vs. Kansas City, 10/23/11
* Never Has Happened *	SHUTOUT ON THE ROAD	L.A. Rams 52, Las Vegas 0 @ St. Louis, 11/30/14
Las Vegas 31, Miami 28 vs. Miami, 09/26/21	OVERTIME WIN AT HOME	L.A. Chargers 30, Las Vegas 27 vs. L.A. Chargers, 12/17/20
Las Vegas 30, Tampa Bay 24 @ Tampa Bay, 10/30/16	OVERTIME WIN ON THE ROAD	Denver 23, Las Vegas 20 @ Denver, 09/16/07
10 pen, Las Vegas 33, Baltimore 27 vs. Baltimore, 09/13/21	10 PENALTIES	10 pen, Kansas City 35, Las Vegas 31 vs. Kansas City, 11/22/20

3 , Las Vegas 31, Miami 28
(2:00) D.Carr pass short right to A.Ingold for 1 yard, TOUCHDOWN.
(7:24) (Shotgun) D.Carr pass short right to H.Renfrow for 12 yards, TOUCHDOWN.
(13:50) P.Barber up the middle for 1 yard, TOUCHDOWN. vs. Miami, 09/26/21

0 to, Las Vegas 26, Pittsburgh 17 @ Pittsburgh, 09/19/21

0 pen, L.A. Chargers 34, Las Vegas 10 @ San Diego, 12/04/05

4 , Las Vegas 33, Baltimore 27
(4:17) (Shotgun) J.Jacobs up the middle for 2 yards, TOUCHDOWN.
(9:24) J.Jacobs right guard for 15 yards, TOUCHDOWN.
(3:50) (Shotgun) D.Carr pass short right to D.Waller for 10 yards, TOUCHDOWN.
(3:44) (Shotgun) D.Carr pass deep right to Z.Jones for 31 yards, TOUCHDOWN. vs. Baltimore, 09/13/21

Atlanta 43, Las Vegas 6 @ Atlanta, 11/29/20

41:28 TOP, Las Vegas 30, Denver 20 vs. Denver, 11/06/16 vs. Denver, 11/15/20

(7, 10, 7, 7 Points), Las Vegas 31, N.Y. Jets 28 @ N.Y. Jets, 12/06/20

30 (first half), Las Vegas 37, L.A. Chargers 29 @ San Diego, 10/25/15

21 (Q2), Las Vegas 40, Kansas City 32 @ Kansas City, 10/11/20

Kansas City 40, Las Vegas 9 @ Kansas City, 12/01/19

Las Vegas 37, Denver 12 vs. Denver, 11/15/20

3 tds, Josh Jacobs: (1-Rushing, 7-Rushing, 6-Rushing) @ Carolina, 09/13/20

4 tds, Darren McFadden: (4-Rushing, 19-Pass Reception, 4-Rushing, 57-Rushing) @ Denver, 10/24/10

* Never Has Happened *

THREE TOTAL TOUCHDOWNS

NO TURNOVERS

NO PENALTIES

FOUR TOTAL TOUCHDOWNS

GAME WITHOUT TOUCHDOWNS

OVER 40:00 TIME OF POSSESSION (NON-OT)

NO SACKS/NO INTERCEPTIONS ALLOWED

SCORE TOUCHDOWN IN EACH QUARTER

30 ONE-HALF POINTS

SCORED 20+ POINTS IN ONE QUARTER

ZERO POINTS SCORED IN FIRST HALF

WON GAME BY 20+ POINTS

THREE TOUCHDOWNS BY A PLAYER

FOUR TOUCHDOWNS BY A PLAYER

FIVE TOUCHDOWNS BY A PLAYER

3 , Las Vegas 31, Miami 28
(6:49) (Shotgun) D.Carr pass short right intended for F.Moreau INTERCEPTED by E.Roberts [E.Rowe] at MIA 15. E.Roberts for 85 yards, TOUCHDOWN.
(3:15) M.Brown up the middle for 24 yards, TOUCHDOWN.
(:08) (No Huddle, Shotgun) J.Brissett scrambles up the middle for 1 yard, TOUCHDOWN. vs. Miami, 09/26/21

0 to, Las Vegas 31, Miami 28 vs. Miami, 09/26/21

0 pen, Kansas City 40, Las Vegas 9 @ Kansas City, 12/01/19

4 , L.A. Chargers 30, Las Vegas 27
(6:02) (Shotgun) J.Herbert pass short middle to H.Henry for 10 yards, TOUCHDOWN.
(:25) (Shotgun) J.Herbert pass deep right to Ty.Johnson for 26 yards, TOUCHDOWN.
(2:12) K.Ballage right guard for 1 yard, TOUCHDOWN.
(1:32) C.Toner reported in as eligible. J.Herbert left guard for 1 yard, TOUCHDOWN. vs. L.A. Chargers, 12/17/20

Las Vegas 16, Cleveland 6 @ Cleveland, 11/01/20

41:38 TOP, Miami 33, Las Vegas 17 vs. Miami, 11/28/10 vs. Indianapolis, 12/13/20

(7, 10, 7, 0, 6 Points), L.A. Chargers 30, Las Vegas 27 vs. L.A. Chargers, 12/17/20

38 (first half), L.A. Rams 52, Las Vegas 0 @ St. Louis, 11/30/14

21 (Q4), Tampa Bay 45, Las Vegas 20 vs. Tampa Bay, 10/25/20

Las Vegas 24, Chicago 21 vs. Chicago, 10/06/19

Atlanta 43, Las Vegas 6 @ Atlanta, 11/29/20

3 tds, Derrick Henry: (9-Rushing, 60-Rushing, 1-Rushing) @ Seattle, 09/19/21

4 tds, Aaron Jones: (4-Pass Reception, 1-Pass Reception, 11-Pass Reception, 1-Rushing) @ Green Bay, 09/20/21

5 tds, Jamaal Charles: (49-Pass Reception, 39-Pass Reception, 1-Rushing, 16-Pass Reception, 71-Pass Reception) vs. Kansas City, 12/15/13



UPDATED BIOS



JOHNATHAN ABRAM

24

POSITION: S
HT/WT: 6-0/205
ACQUIRED: D1C-'19
BORN: 10/25/96
RAIDERS SEASON: 3
NFL SEASON: 3
COLLEGE: Mississippi State
HOMETOWN: Columbia, Miss.

2021: (9/13) vs. Bal.: Started in the contest and finished third on the team with nine tackles (five solo) and added one pass defended...**(9/19) at Pit.:** Started and finished second on the team with seven tackles (five)...Added one stop on special teams...**(9/26) vs. Mia.:** Started and recorded seven tackles (three) on defense.


JOHNATHAN ABRAM'S NFL REGULAR SEASON DEFENSIVE STATISTICS

				TACKLES								INTERCEPTIONS						O. FUMB				ST					MISC	
DATE	TEAM	GP	GS	TK	S	A	TFL	YDS	SK	YDS	QBH	NO	YDS	LG	TD	PD	FF	FR	TD	YDS	TK	S	A	FF	FR	S	A	
2019	Raiders	1	1	5	1	4	0	0	0.0	0.0	0	0	0	0	0	1	0	0	0	0	0	0	0	0	0	0	0	
2020	Raiders	13	13	79	57	22	3	5	0.0	0.0	4	2	29	24	0	6	0	0	0	0	7	3	4	0	1	0	0	
2021	Raiders	3	3	23	13	10	1	3	0.0	0.0	0	0	0	0	0	1	0	0	0	0	2	1	1	0	0	0	0	
NFL TOTALS		17	17	107	71	36	4	8	0.0	0.0	4	2	29	24	0	8	0	0	0	0	9	4	5	0	1	0	0	

JOHNATHAN ABRAM'S 2021 GXG REGULAR-SEASON STATISTICS (RAIDERS)

			TACKLES								INTERCEPTIONS					O. FUMB				ST					MISC				
DATE	OPPONENT	P/S	TK	S	A	SK	YDS	TFL	YDS	QBH	NO	YDS	LG	TD	PD	FF	FR	TD	YDS	TK	S	A	FF	FR	S	A	W/L	SCORE	
09/13	Ravens	S	9	5	4	0.0	0.0	0	0	0	0	0	0	0	1	0	0	0	0	1	0	1	0	0	0	0	W	33-27+	
09/19	at Steelers	S	7	5	2	0.0	0.0	1	3	0	0	0	0	0	0	0	0	0	0	1	1	0	0	0	0	0	W	26-17	
09/26	Dolphins	S	7	3	4	0.0	0.0	0	0	0	0	0	0	0	0	0	0	0	0	0	0	0	0	0	0	0	W	31-28+	
2021 TOTALS		3-3	23	13	10	0.0	0.0	1	3	0	0	0	0	0	1	0	0	0	0	2	1	1	0	0	0	0	3-0		

+ - Overtime



DAMON ARNETTE

20

POSITION: CB
HT/WT: 6-0/195
ACQUIRED: D1B-'20
BORN: 02/09/96
RAIDERS SEASON: 2
NFL SEASON: 2
COLLEGE: Ohio State
HOMETOWN: Fort Lauderdale, Fla.

2021: (9/13) vs. Bal.: Appeared in a reserve role on both defense and special teams...**(9/19) at Pit.:** Recorded one pass defense in the win...Also appeared on special teams...**(9/26) vs. Mia.:** Appeared in a reserve role on defense, recording one tackle.


DAMON ARNETTE'S NFL REGULAR SEASON DEFENSIVE STATISTICS

						TACKLES						INTERCEPTIONS					O. FUMB				ST					MISC	
DATE	TEAM	GP	GS	TK	S	A	TFL	YDS	SK	YDS	QBH	NO	YDS	LG	TD	PD	FF	FR	TD	YDS	TK	S	A	FF	FR	S	A
2020	Raiders	9	7	25	21	4	1	1	0.0	0.0	0	0	0	0	0	2	0	0	0	0	0	0	0	0	0	0	0
2021	Raiders	3	0	1	1	0	0	0	0.0	0.0	0	0	0	0	0	1	0	0	0	0	0	0	0	0	0	0	0
NFL TOTALS		12	7	26	22	4	1	1	0.0	0.0	0	0	0	0	0	3	0	0	0	0	0	0	0	0	0	0	0

DAMON ARNETTE'S 2021 GXG REGULAR-SEASON STATISTICS (RAIDERS)

DATE	OPPONENT	P/S	TACKLES							INTERCEPTIONS							O. FUMB				ST					MISC		SCORE
			TK	S	A	SK	YDS	TFL	YDS	QBH	NO	YDS	LG	TD	PD	FF	FR	TD	YDS	TK	S	A	FF	FR	S	A	W/L	
09/13	Ravens	P	0	0	0	0.0	0.0	0	0	0	0	0	0	0	0	0	0	0	0	0	0	0	0	0	0	0	W	33-27+
09/19	at Steelers	P	0	0	0	0.0	0.0	0	0	0	0	0	0	0	1	0	0	0	0	0	0	0	0	0	0	0	W	26-17
09/26	Dolphins	P	1	1	0	0.0	0.0	0	0	0	0	0	0	0	0	0	0	0	0	0	0	0	0	0	0	0	W	31-28+
2021 TOTALS		3-0	1	1	0	0.0	0.0	0	0	0	0	0	0	0	1	0	0	0	0	0	0	0	0	0	0	0	3-0	

+ - Overtime



PEYTON BARBER

31

POSITION: RB
HT/WT: 5-11/225
ACQUIRED: FA-'21
BORN: 06/27/94
RAIDERS SEASON: 1
NFL SEASON: 6
COLLEGE: Auburn
HOMETOWN: Alpharetta, Ga.

2021: (9/13) vs. Bal.: Did not play...**(9/19) at Pit.:** Made his Raiders debut, leading the team with 13 carries for 32 yards...**(9/26) vs. Mia.:** Finished with a career-high 111 rushing yards with one TD on 23 carries, while adding three receptions for 31 yards in just his second contest with the Silver and Black.

PEYTON BARBER'S NFL REGULAR SEASON RUSHING/RECEIVING STATISTICS

DATE	TEAM	GP	GS	RUSHING					RECEIVING				
				NO.	YDS.	AVG.	LG	TD	NO.	YDS.	AVG.	LG	TD
2016	Buccaneers	15	1	55	223	4.1	44t	1	5	28	5.6	11	0
2017	Buccaneers	16	4	108	423	3.9	34	3	16	114	7.1	34	0
2018	Buccaneers	16	16	234	871	3.7	28	5	20	92	4.6	10	1
2019	Buccaneers	16	7	154	470	3.1	17	6	16	115	7.2	16	1
2020	Washington	16	2	94	258	2.7	15	4	4	12	3.0	7	0
2021	Washington	0	0	0	0	0.0	0	0	0	0	0.0	0	0
Went from Washington to Las Vegas.													
2021	Raiders	2	0	36	143	4.0	27	1	3	31	10.3	23	0
2021	TOTAL	2	0	36	143	4.0	27	1	3	31	10.3	23	0
NFL TOTALS		81	30	681	2,388	3.5	44T	20	64	392	6.1	34	2

PEYTON BARBER'S NFL REGULAR SEASON RETURN STATISTICS

KICKOFF RETURNS							PUNT RETURNS					
DATE	TEAM	RET.	YDS.	AVG.	LG	TD	NO.	FC	YDS.	AVG.	LG	TD
2016	Buccaneers	0	0	0.0	0	0	0	0	0	0.0	0	0
2017	Buccaneers	0	0	0.0	0	0	0	0	0	0.0	0	0
2018	Buccaneers	0	0	0.0	0	0	0	0	0	0.0	0	0
2019	Buccaneers	0	0	0.0	0	0	0	0	0	0.0	0	0
2020	Washington	0	0	0.0	0	0	0	0	0	0.0	0	0
2021	Washington	0	0	0.0	0	0	0	0	0	0.0	0	0
Went from Washington to Las Vegas.												
2021	Raiders	0	0	0.0	0	0	0	0	0	0.0	0	0
2021	TOTAL	0	0	0.0	0	0	0	0	0	0.0	0	0
NFL TOTALS		0	0	0.0	0	0	0	0	0	0.0	0	0

100-YARD RUSHING GAMES (3): REGULAR SEASON

DATE	TEAM	ATT.	YDS.	AVG.	LG	TD
12/03/17	at Packers	23	102	4.4	19	0
11/18/18	at Giants	18	106	5.9	28	1
09/26/21	DOLPHINS	23	111	4.8	27	1

PEYTON BARBER'S 2021 GXG REGULAR-SEASON STATISTICS (WASHINGTON/RAIDERS)

			RUSHING					RECEIVING						
DATE	OPPONENT	P/S	NO.	YDS.	AVG.	LG	TD	NO.	YDS.	AVG.	LG	TD	W/L	SCORE
09/12	Chargers		DID NOT PLAY										L	16-20
Went from Washington to Raiders .														
09/19	at Steelers	P	13	32	2.5	13	0	0	0	0.0	0	0	W	26-17
09/26	Dolphins	P	23	111	4.8	27	1	3	31	10.3	23	0	W	31-28+
2021 TOTALS		2-0	36	143	4.0	27	1	3	31	10.3	23	0	2-1	

+ - Overtime



JACKSON BARTON

78

POSITION: T
HT/WT: 6-7/302
ACQUIRED: FA-'21
BORN: 08/08/95

RAIDERS SEASON: 1
NFL SEASON: 3
COLLEGE: Utah
HOMETOWN: Salt Lake City, Utah

2021: (9/26) vs. Mia.: Inactive.

JACKSON BARTON'S NFL REGULAR SEASON STATISTICS

DATE	TEAM	GP	GS
2019	Colts	0	0
2019	Chiefs	0	0
2019	TOTAL	0	0
2021	Giants	0	0
NFL TOTALS		0	0

Went from Indianapolis to Kansas City.

JACKSON BARTON'S 2021 GXG REGULAR-SEASON STATISTICS (GIANTS)

DATE	OPPONENT	P/S	W/L	SCORE
09/12	Broncos		L	13-27
09/16	at Washington		L	29-30
09/26	Falcons		L	14-17
2021 TOTALS		0-0	0-3	



NICK BOWERS

82

POSITION: TE
HT/WT: 6-4/260
ACQUIRED: FA-'20
BORN: 05/26/96

RAIDERS SEASON: 1
NFL SEASON: 1
COLLEGE: Penn State
HOMETOWN: Kittanning, Pa.

2021: (9/19) at Pit.: Inactive...(9/26) vs. Mia.: Inactive.

NICK BOWERS' NFL REGULAR SEASON RUSHING/RECEIVING STATISTICS

DATE	TEAM	GP	GS	RECEIVING					RUSHING				
				NO.	YDS.	AVG.	LG	TD	NO.	YDS.	AVG.	LG	TD
2020	Raiders	0	0	0	0	0.0	0	0	0	0	0.0	0	0
2021	Raiders	0	0	0	0	0.0	0	0	0	0	0.0	0	0
NFL TOTALS		0	0	0	0	0.0	0	0	0	0	0.0	0	0

NICK BOWERS' NFL REGULAR SEASON RETURN STATISTICS

KICKOFF RETURNS							PUNT RETURNS					
DATE	TEAM	RET.	YDS.	AVG.	LG	TD	NO.	FC	YDS.	AVG.	LG	TD
2020	Raiders	0	0	0.0	0	0	0	0	0	0.0	0	0
2021	Raiders	0	0	0.0	0	0	0	0	0	0.0	0	0
NFL TOTALS		0	0	0.0	0	0	0	0	0	0.0	0	0

NICK BOWERS' 2021 GXG REGULAR-SEASON STATISTICS (RAIDERS)

DATE	OPPONENT	P/S	RECEIVING					RUSHING					W/L	SCORE
			NO.	YDS.	AVG.	LG	TD	NO.	YDS.	AVG.	LG	TD		
09/13	Ravens							ON INACTIVE LIST					W	33-27+
09/19	at Steelers							ON INACTIVE LIST					W	26-17
09/26	Dolphins							ON INACTIVE LIST					W	31-28+
2021 TOTALS		0-0	0	0	0.0	0	0	0	0	0.0	0	0	3-0	
+ - Overtime														



DANIEL CARLSON

2

POSITION: K
HT/WT: 6-5/215
ACQUIRED: FA-'18
BORN: 01/23/95
RAIDERS SEASON: 4
NFL SEASON: 4
COLLEGE: Auburn
HOMETOWN: Colorado Springs, Colo.

2021: (9/13) vs. Bal.: Converted on FGs of 34 and 55 yards...His 55-yard FG came as time expired in the fourth quarter to send the game into overtime...Connected on three PATs...**(9/19) at Pit.:** Converted on FGs of 46, 33, 41 and 45 yards in the win...His 45-yard FG with 20 seconds left in the game sealed the win for the Silver and Black...Connected on two PATs...**(9/26) vs. Mia.:** Converted on FGs of 50, 38 and 22 yards...His game-winning, 22-yard FG came as time expired in overtime for the Raiders third straight win.

DANIEL CARLSON'S NFL REGULAR SEASON KICKING STATISTICS

DATE	TEAM	GP	FGM	FGA	PCT.	LG	XP	XPA	PCT.	BLK	PTS
2018	Vikings	2	1	4	25.0	48	6	6	100.0	0	9
Went from Minnesota to Oakland.											
2018	Raiders	10	16	17	94.1	50	18	18	100.0	0	66
2018	TOTAL	12	17	21	81.0	50	24	24	100.0	0	75
2019	Raiders	16	19	26	73.1	48	34	36	94.4	0	91
2020	Raiders	16	33	35	94.3	54	45	47	95.7	0	144
2021	Raiders	3	9	9	100.0	55	7	8	87.5	0	34
NFL TOTALS		47	78	91	85.7	55	110	115	95.7	0	344


DANIEL CARLSON'S NFL REGULAR SEASON FIELD-GOAL ACCURACY STATISTICS

DATE	TEAM	1-19	PCT.	20-29	PCT.	30-39	PCT.	40-49	PCT.	50+	PCT.
2018	Vikings	0-0	0.0	0-0	0.0	0-1	0.0	1-3	33.3	0-0	0.0
Went from Minnesota to Oakland.											
2018	Raiders	0-0	0.0	2-2	100.0	3-3	100.0	8-9	88.9	3-3	100.0
2018	TOTAL	0-0	0.0	2-2	100.0	3-4	75.0	9-12	75.0	3-3	100.0
2019	Raiders	0-0	0.0	8-8	100.0	5-6	83.3	6-10	60.0	0-2	0.0
2020	Raiders	0-0	0.0	18-18	100.0	8-8	100.0	3-5	60.0	4-4	100.0
2021	Raiders	0-0	0.0	1-1	100.0	3-3	100.0	3-3	100.0	2-2	100.0
NFL TOTALS		0-0	0.0	29-29	100.0	19-21	90.5	21-30	70.0	9-11	81.8

DANIEL CARLSON'S 2021 GXG REGULAR-SEASON STATISTICS (RAIDERS)

DATE	OPPONENT		FIELD GOALS				EXTRA POINTS				PTS	W/L	SCORE
			FGM	FGA	PCT	LG	XP	XPA	PCT	BLK			
09/13	Ravens	P	2	2	100.0	55	3	3	100.0	0	9	W	33-27+
09/19	at Steelers	P	4	4	100.0	46	2	2	100.0	0	14	W	26-17
09/26	Dolphins	P	3	3	100.0	50	2	3	66.7	0	11	W	31-28+
2021 TOTALS		3	9	9	100.0	55	7	8	87.5	0	34	3-0	

+ - Overtime



DEREK CARR

4

POSITION: QB
HT/WT: 6-3/210
ACQUIRED: D2-'14
BORN: 03/28/91

RAIDERS SEASON: 8
NFL SEASON: 8
COLLEGE: Fresno State
HOMETOWN: Bakersfield, Calif.

2021: (9/13) vs. Bal.: Finished the contest completing 34-of-56 attempts for 435 yards, recording two TDs against one INT for a passer rating of 89.5...His 435 yards passing are most ever in a Raiders opening game, surpassing Marc Wilson's 346 yards in Week 1 of 1986...His 56 passing attempts are tied for third-most in his career while his 435 passing yards are third-most...Led his 22nd fourth quarter comeback of his career. Carr set the NFL record for most fourth quarter comebacks (21) through a player's first seven seasons in the league...**(9/19) at Pit.:** Completed 28-of-37 passes for 382 yards (75.7 percent) with two TDs for a passer rating of 126.2...His 382 passing yards ranked the sixth highest of his career and his 126.2 passer rating ranked eighth in his career...Became just the fourth player in NFL history to record at least 380 passing yards and two TDs in each of his team's first two games of a season...**(9/26) vs. Mia.:** Finished the game completing 26-of-43 passes for 386 yards with two TDs against one INT for a passer rating of 95.7....Has recorded 1,203 passing yards through his first three contests, marking the fourth most through three games in NFL history...Has recorded at least 325 passing yards in five consecutive contest, becoming just the fourth player in NFL history to accomplish the feat.

DEREK CARR'S NFL REGULAR SEASON PASSING/RUSHING STATISTICS

DATE	TEAM	GP	GS	PASSING										RUSHING					
				ATT.	CMP.	PCT.	YDS	AVG.	TD	INT.	LG	SK	LST	RATE	NO.	YDS.	AVG.	LG	TD
2014	Raiders	16	16	599	348	58.1	3,270	5.5	21	12	77t	24	149	76.6	29	92	3.2	41	0
2015	Raiders	16	16	573	350	61.1	3,987	7.0	32	13	68t	31	230	91.1	33	138	4.2	24	0
2016	Raiders	15	15	560	357	63.8	3,937	7.0	28	6	75t	16	79	96.7	39	70	1.8	13	0
2017	Raiders	15	15	515	323	62.7	3,496	6.8	22	13	87t	20	101	86.4	23	66	2.9	32	0
2018	Raiders	16	16	553	381	68.9	4,049	7.3	19	10	66	51	299	93.9	24	47	2.0	15	1
2019	Raiders	16	16	513	361	70.4	4,054	7.9	21	8	75	29	184	100.8	27	82	3.0	15	2
2020	Raiders	16	16	517	348	67.3	4,103	7.9	27	9	85t	26	150	101.4	39	140	3.6	18	3
2021	Raiders	3	3	136	88	64.7	1,203	8.8	6	2	61t	8	64	101.4	10	13	1.3	5	0
TOTALS		113	113	3,966	2,556	64.4	28,099	7.1	176	73	87T	205	1,256	92.4	224	648	2.9	41	6

DEREK CARR'S 2021 GXG REGULAR-SEASON STATISTICS (RAIDERS)

DATE	OPPONENT	P/S	PASSING											RUSHING				W/L	SCORE
			ATT	CMP	YDS	PCT	Y/A	Y/C	TD	INT	LG	SK/YD	RATE	ATT	YDS	LG	TD		
09/13	Ravens	S	56	34	435	60.7	7.8	12.8	2	1	37	3/26	89.5	4	6	4	0	W	33-27+
09/19	at Steelers	S	37	28	382	75.7	10.3	13.6	2	0	61t	2/9	126.2	4	9	5	0	W	26-17
09/26	Dolphins	S	43	26	386	60.5	9.0	14.8	2	1	34	3/29	95.7	2	-2	-1	0	W	31-28+
2021 TOTALS		3-3	136	88	1,203	64.7	8.8	13.7	6	2	61T	8/64	101.4	10	13	5	0	3-0	

+ - Overtime

300-YARD PASSING GAMES (28): REGULAR SEASON

DATE	TEAM	NO.	YDS.	AVG.	LG	TD
10/26/14	at Browns	34	328	9.6	31	1
09/20/15	RAVENS	30	351	11.7	68t	3
09/27/15	at Browns	20	314	15.7	55	2
11/01/15	JETS	23	333	14.5	59t	4
11/08/15	at Steelers	24	301	12.5	38t	4
11/15/15	VIKINGS	29	302	10.4	38	2
11/29/15	at Titans	24	330	13.8	41	3
09/11/16	at Saints	24	319	13.3	43	1
10/09/16	CHARGERS	25	317	12.7	64t	2
10/30/16	at Buccaneers	40	513	12.8	68	4
11/27/16	PANTHERS	26	315	12.1	49	2
10/19/17	CHIEFS	29	417	14.4	45t	3
10/29/17	at Bills	31	313	10.1	40	1
11/05/17	at Dolphins	21	300	14.3	44t	1
09/10/18	RAMS	29	303	10.4	45	0
09/23/18	at Dolphins	27	345	12.8	66	1
09/30/18	BROWNS	35	437	12.5	36	4
12/09/18	STEELERS	25	322	12.9	39	2
12/29/19	at Broncos	29	391	13.5	75	1
10/04/20	BILLS	32	311	9.7	37	2
10/11/20	at Chiefs	22	347	15.8	72t	3
12/06/20	at Jets	28	381	13.6	46t	3
12/13/20	COLTS	31	316	10.2	47t	2
12/26/20	DOLPHINS	21	336	16.0	85t	1
01/03/21	at Broncos	24	371	15.5	57	2
09/13/21	RAVENS	34	435	12.8	37	2
09/19/21	at Steelers	28	382	13.6	61t	2
09/26/21	DOLPHINS	26	386	14.8	34	2



DEREK CARRIER

85

POSITION: TE
HT/WT: 6-3/240
ACQUIRED: UFA-'18 (LAR)
BORN: 07/25/90
RAIDERS SEASON: 4
NFL SEASON: 9
COLLEGE: Beloit
HOMETOWN: Edgerton, Wis.

2021: (9/13) vs. Bal.: Saw action on both offense and special teams in the win...**(9/19) at Pit.:** Appeared in a reserve role on offense, recording two receptions for 13 yards...Added two stops on special teams...**(9/26) vs. Mia.:** Saw extensive action on special teams and appeared in a reserve role on offense.

DEREK CARRIER'S NFL REGULAR SEASON RUSHING/RECEIVING STATISTICS

DATE	TEAM	GP	GS	RECEIVING					RUSHING				
				NO.	YDS.	AVG.	LG	TD	NO.	YDS.	AVG.	LG	TD
2013	49ers	5	0	0	0	0.0	0	0	0	0	0.0	0	0
2014	49ers	11	1	9	105	11.7	23	0	1	2	2.0	2	0
2015	Washington	12	12	17	141	8.3	20	1	0	0	0.0	0	0
2016	Washington	8	0	2	10	5.0	6	0	0	0	0.0	0	0
2017	Washington	0	0	0	0	0.0	0	0	0	0	0.0	0	0
Went from Washington to L.A. Rams.													
2017	Rams	14	3	8	71	8.9	17	0	0	0	0.0	0	0
2017	TOTAL	14	3	8	71	8.9	17	0	0	0	0.0	0	0
2018	Raiders	16	2	7	67	9.6	23	1	0	0	0.0	0	0
2019	Raiders	16	4	13	108	8.3	25	1	1	27	27.0	27	0
2020	Raiders	16	0	1	14	14.0	14	0	0	0	0.0	0	0
2021	Raiders	3	1	2	13	6.5	9	0	0	0	0.0	0	0
NFL TOTALS		101	23	59	529	9.0	25	3	2	29	14.5	27	0

DEREK CARRIER'S NFL REGULAR SEASON RETURN STATISTICS

KICKOFF RETURNS							PUNT RETURNS					
DATE	TEAM	RET.	YDS.	AVG.	LG	TD	NO.	FC	YDS.	AVG.	LG	TD
2013	49ers	0	0	0.0	0	0	0	0	0	0.0	0	0
2014	49ers	0	0	0.0	0	0	0	0	0	0.0	0	0
2015	Washington	0	0	0.0	0	0	0	0	0	0.0	0	0
2016	Washington	0	0	0.0	0	0	0	0	0	0.0	0	0
2017	Washington	0	0	0.0	0	0	0	0	0	0.0	0	0
Went from Washington to L.A. Rams.												
2017	Rams	3	41	13.7	14	0	0	0	0	0.0	0	0
2017	TOTAL	3	41	13.7	14	0	0	0	0	0.0	0	0
2018	Raiders	0	0	0.0	0	0	0	0	0	0.0	0	0
2019	Raiders	0	0	0.0	0	0	0	0	0	0.0	0	0
2020	Raiders	0	0	0.0	0	0	0	0	0	0.0	0	0
2021	Raiders	0	0	0.0	0	0	0	0	0	0.0	0	0
NFL TOTALS		3	41	13.7	14	0	0	0	0	0.0	0	0

DEREK CARRIER'S 2021 GXG REGULAR-SEASON STATISTICS (RAIDERS)

DATE	OPPONENT	P/S	RECEIVING					RUSHING					W/L	SCORE
			NO.	YDS.	AVG.	LG	TD	NO.	YDS.	AVG.	LG	TD		
09/13	Ravens	P	0	0	0.0	0	0	0	0	0.0	0	0	W	33-27+
09/19	at Steelers	S	2	13	6.5	9	0	0	0	0.0	0	0	W	26-17
09/26	Dolphins	P	0	0	0.0	0	0	0	0	0.0	0	0	W	31-28+
2021 TOTALS		3-1	2	13	6.5	9	0	0	0	0.0	0	0	3-0	

+ - Overtime



AJ COLE

6

POSITION: P
HT/WT: 6-4/220
ACQUIRED: FA-'19
BORN: 11/27/95
RAIDERS SEASON: 3
NFL SEASON: 3
COLLEGE: N.C. State
HOMETOWN: College Park, Ga.

2021: (9/13) vs. Bal.: Averaged 52.7 yards, placing two punts inside the 20-yard line...**(9/19) at Pit.:** Averaged 47.5 yards, placing two punts inside the 20-yard line...**(9/26) vs. Mia.:** Averaged 54.0 yards, placing two punts inside the 20-yard line.

AJ COLE'S NFL REGULAR SEASON PUNTING STATISTICS

DATE	TEAM	GP	NO.	YDS.	AVG.	OPP. RET.	YDS.	NET YDS.	AVG.	TB	IN20	LG	BK
2019	Raiders	16	67	3,081	46.0	30	318	2,643	39.4	6	33	74	0
2020	Raiders	16	44	1,939	44.1	14	133	1,766	40.1	2	20	63	0
2021	Raiders	3	14	722	51.6	9	115	587	41.9	1	6	67	0
NFL TOTALS		35	125	5,742	45.9	53	566	4,996	40.0	9	59	74	0

AJ COLE'S 2021 GYG REGULAR-SEASON STATISTICS (RAIDERS)

DATE	OPPONENT		NO.	YDS.	AVG.	OPP. RET.	YDS.	NET YDS.	AVG	TB	IN20	LG	BK	W/L	SCORE
09/13	Ravens	P	6	316	52.7	4	67	249	41.5	0	2	67	0	W	33-27+
09/19	at Steelers	P	4	190	47.5	2	21	149	37.3	1	2	55	0	W	26-17
09/26	Dolphins	P	4	216	54.0	3	27	189	47.3	0	2	67	0	W	31-28+
2021 TOTALS		3	14	722	51.6	9	115	587	41.9	1	6	67	0	3-0	

+ - Overtime



MAXX CROSBY

98

POSITION: DE
HT/WT: 6-5/255
ACQUIRED: D4A-'19
BORN: 08/22/97

RAIDERS SEASON: 3
NFL SEASON: 3
COLLEGE: Eastern Michigan
HOMETOWN: Colleyville, Texas

2021: (9/13) vs. Bal.: Finished with six tackles (four solo) and two sacks...Became just the third Raiders player since 2000 to record at least two sacks in a season opener, joining Benson Mayowa (2019) and Richard Seymour (2009, 2011)...Has recorded 19.0 sacks in just 33 career games, tied for second fewest games to reach the mark (Khalil Mack -33 games, Bill Pickel – 33 games) and trailing only Anthony Smith (23.5 sacks in 31 games)...Marks the fourth multi-sack game of his career...(9/19) at Pit.: Started and recorded two tackles (two), including one tackle for loss...(9/26) vs. Mia.: Started and finished with one tackle in the overtime win.

MAXX CROSBY'S NFL REGULAR SEASON DEFENSIVE STATISTICS

				TACKLES								INTERCEPTIONS						O. FUMB				ST						MISC	
DATE	TEAM	GP	GS	TK	S	A	TFL	YDS	SK	YDS	QBH	NO	YDS	LG	TD	PD	FF	FR	TD	YDS	TK	S	A	FF	FR	S	A		
2019	Raiders	16	10	46	35	11	16	77	10.0	69.5	14	0	0	0	0	4	4	0	0	0	1	1	0	0	0	0	0		
2020	Raiders	16	16	39	20	19	14	52	7.0	38.0	13	0	0	0	0	1	0	1	0	0	0	0	0	0	0	0	0		
2021	Raiders	3	3	9	6	3	3	12	2.0	12.0	12	0	0	0	0	0	0	0	0	0	0	0	0	0	0	0	0		
NFL TOTALS		35	29	94	61	33	33	141	19.0	119.5	39	0	0	0	0	5	4	1	0	0	1	1	0	0	0	0	0		

MAXX CROSBY'S 2021 GXG REGULAR-SEASON STATISTICS (RAIDERS)

			TACKLES								INTERCEPTIONS					O. FUMB				ST					MISC			
DATE	OPPONENT	P/S	TK	S	A	SK	YDS	TFL	YDS	QBH	NO	YDS	LG	TD	PD	FF	FR	TD	YDS	TK	S	A	FF	FR	S	A	W/L	SCORE
09/13	Ravens	S	6	4	2	2.0	12.0	2	12	5	0	0	0	0	0	0	0	0	0	0	0	0	0	0	0	0	W	33-27+
09/19	at Steelers	S	2	2	0	0.0	0.0	1	0	5	0	0	0	0	0	0	0	0	0	0	0	0	0	0	0	0	W	26-17
09/26	Dolphins	S	1	0	1	0.0	0.0	0	0	2	0	0	0	0	0	0	0	0	0	0	0	0	0	0	0	0	W	31-28+
2021 TOTALS		3-3	9	6	3	2.0	12.0	3	12	12	0	0	0	0	0	0	0	0	0	0	0	0	0	0	0	0	3-0	

+ - Overtime



DIVINE DEABLO

5

POSITION: LB
HT/WT: 6-3/226
ACQUIRED: D3B - '21
BORN: 08/17/98
RAIDERS SEASON: R
NFL SEASON: R
COLLEGE: Virginia Tech
HOMETOWN: Winston-Salem, N.C.

2021: (9/13) vs. Bal.: Made his NFL debut, appearing exclusively on special teams...(9/19) **at Pit.:** Appeared exclusively on special teams in the win...(9/26) **vs. Mia.:** Saw action in a reserve role on defense, recording one tackle...Also appeared on special teams.

DIVINE DEABLO'S NFL REGULAR SEASON DEFENSIVE STATISTICS

DATE	TEAM	GP	GS	TACKLES								INTERCEPTIONS						O. FUMB				ST				MISC	
				TK	S	A	TFL	YDS	SK	YDS	QBH	NO	YDS	LG	TD	PD	FF	FR	TD	YDS	TK	S	A	FF	FR	S	A
2021	Raiders	3	0	1	1	0	0	0	0.0	0.0	0	0	0	0	0	0	0	0	0	0	0	0	0	0	0	0	0
NFL TOTALS		3	0	1	1	0	0	0	0.0	0.0	0	0	0	0	0	0	0	0	0	0	0	0	0	0	0	0	0

DIVINE DEABLO'S 2021 GXG REGULAR-SEASON STATISTICS (RAIDERS)

DATE	OPPONENT	P/S	TACKLES								INTERCEPTIONS						O. FUMB				ST				MISC		W/L	SCORE
			TK	S	A	SK	YDS	TFL	YDS	QBH	NO	YDS	LG	TD	PD	FF	FR	TD	YDS	TK	S	A	FF	FR	S	A		
09/13	Ravens	P	0	0	0	0.0	0.0	0	0	0	0	0	0	0	0	0	0	0	0	0	0	0	0	0	0	0	W	33-27+
09/19	at Steelers	P	0	0	0	0.0	0.0	0	0	0	0	0	0	0	0	0	0	0	0	0	0	0	0	0	0	0	W	26-17
09/26	Dolphins	P	1	1	0	0.0	0.0	0	0	0	0	0	0	0	0	0	0	0	0	0	0	0	0	0	0	0	W	31-28+
2021 TOTALS		3-0	1	1	0	0.0	0.0	0	0	0	0	0	0	0	0	0	0	0	0	0	0	0	0	0	0	0	3-0	

+ - Overtime



KENYAN DRAKE

23

POSITION: RB
HT/WT: 6-1/211
ACQUIRED: UFA-'21 (ARI.)
BORN: 01/26/94
RAIDERS SEASON: 1
NFL SEASON: 6
COLLEGE: Alabama
HOMETOWN: Powder Springs, Ga.

2021: (9/13) vs. Bal.: Recorded five receptions for 59 yards (11.8 avg.) with a 21-yard long and added six carries for 11 yards...**(9/19) at Pit.:** Started in the win and totaled five receptions for 46 yards with seven carries for nine yards...**(9/26) vs. Mia.:** Started and recorded eight carries for 24 yards, while adding three receptions for 33 yards in the win.

KENYAN DRAKE'S NFL REGULAR SEASON RUSHING/RECEIVING STATISTICS

DATE	TEAM	GP	GS	RUSHING					RECEIVING				
				NO.	YDS.	AVG.	LG	TD	NO.	YDS.	AVG.	LG	TD
2016	Dolphins	16	1	33	179	5.4	45t	2	9	46	5.1	9	0
2017	Dolphins	16	6	133	644	4.8	66t	3	32	239	7.5	47	1
2018	Dolphins	16	7	120	535	4.5	54t	4	53	477	9.0	52t	5
2019	Dolphins	6	2	47	174	3.7	11	0	22	174	7.9	26	0
Went from Miami to Arizona.													
2019	Cardinals	8	8	123	643	5.2	80t	8	28	171	6.1	21	0
2019	TOTAL	14	10	170	817	4.8	80t	8	50	345	6.9	26	0
2020	Cardinals	15	13	239	955	4.0	69t	10	25	137	5.5	18	0
2021	Raiders	3	2	21	44	2.1	6	0	13	138	10.6	21	0
NFL TOTALS		80	39	716	3,174	4.4	80T	27	182	1,382	7.6	52T	6

KENYAN DRAKE'S NFL REGULAR SEASON RETURN STATISTICS

KICKOFF RETURNS							PUNT RETURNS					
DATE	TEAM	RET.	YDS.	AVG.	LG	TD	NO.	FC	YDS.	AVG.	LG	TD
2016	Dolphins	13	397	30.5	96t	1	0	0	0	0.0	0	0
2017	Dolphins	7	147	21.0	34	0	0	0	0	0.0	0	0
2018	Dolphins	10	213	21.3	26	0	0	0	0	0.0	0	0
2019	Dolphins	1	15	15.0	15	0	0	0	0	0.0	0	0
Went from Miami to Arizona.												
2019	Cardinals	0	0	0.0	0	0	0	0	0	0.0	0	0
2019	TOTAL	1	15	15.0	15	0	0	0	0	0.0	0	0
2020	Cardinals	0	0	0.0	0	0	0	0	0	0.0	0	0
2021	Raiders	0	0	0.0	0	0	0	0	0	0.0	0	0
NFL TOTALS		31	772	24.9	96T	1	0	0	0	0.0	0	0


100-YARD RUSHING GAMES (7): REGULAR SEASON

DATE	TEAM	ATT.	YDS.	AVG.	LG	TD
12/03/17	BRONCOS	23	120	5.2	42t	1
12/11/17	PATRIOTS	25	114	4.6	31	0
10/31/19	49ERS	15	110	7.3	36	1
12/15/19	BROWNS	22	137	6.2	21	4
12/22/19	at Seahawks	24	166	6.9	80t	2
10/19/20	at Cowboys	20	164	8.2	69t	2
11/15/20	BILLS	16	100	6.3	20	0

KENYAN DRAKE'S 2021 GXG REGULAR-SEASON STATISTICS (RAIDERS)

DATE	OPPONENT	P/S	RUSHING					RECEIVING					W/L	SCORE
			NO.	YDS.	AVG.	LG	TD	NO.	YDS.	AVG.	LG	TD		
09/13	Ravens	P	6	11	1.8	6	0	5	59	11.8	21	0	W	33-27+
09/19	at Steelers	S	7	9	1.3	5	0	5	46	9.2	13	0	W	26-17
09/26	Dolphins	S	8	24	3.0	6	0	3	33	11.0	16	0	W	31-28+
2021 TOTALS		3-2	21	44	2.1	6	0	13	138	10.6	21	0	3-0	

+ - Overtime



BRYAN EDWARDS

89

POSITION: WR
HT/WT: 6-3/215
ACQUIRED: D3B-'20
BORN: 11/13/98
RAIDERS SEASON: 2
NFL SEASON: 2
COLLEGE: South Carolina
HOMETOWN: Conway, S.C.

2021: (9/13) vs. Bal.: Recorded four receptions for 81 yards with a 32-yard long in the win...**(9/19) at Pit.:** Finished with three receptions for 40 yards with an 18-yard long...**(9/26) vs. Mia.:** Started and recorded three receptions for a career-high 89 yards with a 34-yard long.

BRYAN EDWARDS' NFL REGULAR SEASON RUSHING/RECEIVING STATISTICS

DATE	TEAM	GP	GS	RECEIVING					RUSHING				
				NO.	YDS.	AVG.	LG	TD	NO.	YDS.	AVG.	LG	TD
2020	Raiders	12	3	11	193	17.5	34	1	0	0	0.0	0	0
2021	Raiders	3	2	10	210	21.0	34	0	0	0	0.0	0	0
NFL TOTALS		15	5	21	403	19.2	34	1	0	0	0.0	0	0


BRYAN EDWARDS' NFL REGULAR SEASON RETURN STATISTICS

KICKOFF RETURNS							PUNT RETURNS					
DATE	TEAM	RET.	YDS.	AVG.	LG	TD	NO.	FC	YDS.	AVG.	LG	TD
2020	Raiders	0	0	0.0	0	0	0	0	0	0.0	0	0
2021	Raiders	0	0	0.0	0	0	0	0	0	0.0	0	0
NFL TOTALS		0	0	0.0	0	0	0	0	0	0.0	0	0

BRYAN EDWARDS' 2021 GXG REGULAR-SEASON STATISTICS (RAIDERS)

DATE	OPPONENT	P/S	RECEIVING					RUSHING					W/L	SCORE
			NO.	YDS.	AVG.	LG	TD	NO.	YDS.	AVG.	LG	TD		
09/13	Ravens	S	4	81	20.3	32	0	0	0	0.0	0	0	W	33-27+
09/19	at Steelers	P	3	40	13.3	18	0	0	0	0.0	0	0	W	26-17
09/26	Dolphins	S	3	89	29.7	34	0	0	0	0.0	0	0	W	31-28+
2021 TOTALS		3-2	10	210	21.0	34	0	0	0	0.0	0	0	3-0	

+ - Overtime



JERMAINE ELUEMUNOR

72

POSITION: OL

HT/WT: 6-4/335

ACQUIRED: FA-'21

BORN: 12/13/94

RAIDERS SEASON: 1

NFL SEASON: 5

COLLEGE: Texas A&M

HOMETOWN: Rockaway, N.J.

2021: (9/13) vs. Bal.: Filled in at right guard due to injuries on the line...Helped allow QB Derek Carr to record 435 passing yards, marking the third-most of his career...**(9/19) at Pit.:** Started at right guard in the win, helping Carr complete 28-of-37 passes for 382 yards with two TDs for a passer rating of 126.2...**(9/26) vs. Mia.:** Started at right guard in the win...Helped pave the way for a season-high 497 yards of total offense, including 140 rushing yards...Allowed Carr to complete 26-of-43 passing for 386 yards, marking his third consecutive game with at least 325 passing yards.

JERMAINE ELUEMUNOR'S NFL REGULAR SEASON STATISTICS

DATE	TEAM	GP	GS
2017	Ravens	8	2
2018	Ravens	9	1
2019	Ravens	0	0
2019	Patriots	10	0
2019	TOTAL	10	0
2020	Patriots	12	8
2021	Dolphins	1	1
NFL TOTALS		40	12

Went from **Baltimore** to **New England**.

JERMAINE ELUEMUNOR'S 2021 GXG REGULAR-SEASON STATISTICS (DOLPHINS)

DATE	OPPONENT	P/S		W/L	SCORE
09/12	at Patriots		DID NOT PLAY	W	17-16
09/19	Bills		DID NOT PLAY	L	0-35
09/26	at Raiders	S		L	28-31+
2021 TOTALS		1-1		1-2	

+ - Overtime



CLELIN FERRELL

99

POSITION: DE

HT/WT: 6-4/265

ACQUIRED: D1A-'19

BORN: 05/17/97

RAIDERS SEASON: 3

NFL SEASON: 3

COLLEGE: Clemson

HOMETOWN: Richmond, Va.

2021: (9/13) vs. Bal.: Inactive...(9/19) at Pit.: Appeared in a reserve role on defense...(9/26) vs. Mia.: Recorded one tackle in a reserve role on defense.

CLELIN FERRELL'S NFL REGULAR SEASON DEFENSIVE STATISTICS

				TACKLES								INTERCEPTIONS						O. FUMB				ST						MISC	
DATE	TEAM	GP	GS	TK	S	A	TFL	YDS	SK	YDS	QBH	NO	YDS	LG	TD	PD	FF	FR	TD	YDS	TK	S	A	FF	FR	S	A		
2019	Raiders	15	15	38	24	14	8	39	4.5	35.0	8	0	0	0	0	5	0	1	0	0	0	0	0	0	0	0	0		
2020	Raiders	11	11	27	18	9	3	4	2.0	7.0	10	0	0	0	0	3	2	0	0	0	0	0	0	0	0	0	0		
2021	Raiders	2	0	1	0	1	0	0	0.0	0.0	0	0	0	0	0	0	0	0	0	0	0	0	0	0	0	0	0		
NFL TOTALS		28	26	66	42	24	11	43	6.5	42.0	18	0	0	0	0	8	2	1	0	0	0	0	0	0	0	0	0		

CLELIN FERRELL'S 2021 GXG REGULAR-SEASON STATISTICS (RAIDERS)

DATE	OPPONENT	P/S	TACKLES							INTERCEPTIONS						O. FUMB				ST				MISC		W/L	SCORE
			TK	S	A	SK	YDS	TFL	YDS	QBH	NO	YDS	LG	TD	PD	FF	FR	TD	YDS	TK	S	A	FF	FR	S	A	
09/13	Ravens		ON INACTIVE LIST																							W	33-27+
09/19	at Steelers	P	0	0	0	0.0	0.0	0	0	0	0	0	0	0	0	0	0	0	0	0	0	0	0	0	0	W	26-17
09/26	Dolphins	P	1	0	1	0.0	0.0	0	0	0	0	0	0	0	0	0	0	0	0	0	0	0	0	0	0	W	31-28+
2021 TOTALS		2-0	1	0	1	0.0	0.0	0	0	0	0	0	0	0	0	0	0	0	0	0	0	0	0	0	0	3-0	

+ - Overtime



TYREE GILLESPIE

37

POSITION: S
HT/WT: 6-0/207
ACQUIRED: D4 - '21
BORN: 05/09/97
RAIDERS SEASON: R
NFL SEASON: R
COLLEGE: Missouri
HOMETOWN: Ocala, Fla.

2021: (9/13) vs. Bal.: Made his NFL debut, appearing exclusively on special teams...(9/19) **at Pit.:** Saw action in a reserve role on defense...Also appeared on special teams, assisting on one stop with the unit...(9/26) **vs. Mia.:** Appeared on both defense and special teams.

TYREE GILLESPIE'S NFL REGULAR SEASON DEFENSIVE STATISTICS

				TACKLES								INTERCEPTIONS						O. FUMB				ST					MISC	
DATE	TEAM	GP	GS	TK	S	A	TFL	YDS	SK	YDS	QBH	NO	YDS	LG	TD	PD	FF	FR	TD	YDS	TK	S	A	FF	FR	S	A	
2021	Raiders	3	0	2	0	2	0	0	0.0	0.0	0	0	0	0	0	0	0	0	0	0	2	0	2	0	0	0	0	
NFL TOTALS		3	0	2	0	2	0	0	0.0	0.0	0	0	0	0	0	0	0	0	0	0	2	0	2	0	0	0	0	

TYREE GILLESPIE'S 2021 GXG REGULAR-SEASON STATISTICS (RAIDERS)

DATE	OPPONENT	P/S	TACKLES								INTERCEPTIONS					O. FUMB				ST					MISC		W/L	SCORE
			TK	S	A	SK	YDS	TFL	YDS	QBH	NO	YDS	LG	TD	PD	FF	FR	TD	YDS	TK	S	A	FF	FR	S	A		
09/13	Ravens	P	0	0	0	0.0	0.0	0	0	0	0	0	0	0	0	0	0	0	0	0	0	0	0	0	0	W	33-27+	
09/19	at Steelers	P	0	0	0	0.0	0.0	0	0	0	0	0	0	0	0	0	0	0	0	1	0	1	0	0	0	W	26-17	
09/26	Dolphins	P	2	0	2	0.0	0.0	0	0	0	0	0	0	0	0	0	0	0	0	1	0	1	0	0	0	W	31-28+	
2021 TOTALS		3-0	2	0	2	0.0	0.0	0	0	0	0	0	0	0	0	0	0	0	2	0	2	0	0	0	0	3-0		

+ - Overtime



JOHNATHAN HANKINS

90

POSITION: DT
HT/WT: 6-3/340
ACQUIRED: FA-'18
BORN: 03/30/92

RAIDERS SEASON: 4
NFL SEASON: 9
COLLEGE: Ohio State
HOMETOWN: Dearborn Heights, Mich.

2021: (9/13) vs. Bal.: Finished with two tackles on defense...(9/19) at Pit.: Started in the contest, seeing action on both defense and special teams...(9/26) vs. Mia.: Started in the win, recording five tackles (two solo).

JOHNATHAN HANKINS' NFL REGULAR SEASON DEFENSIVE STATISTICS

DATE	TEAM	GP	GS	TACKLES								INTERCEPTIONS						O. FUMB				ST						MISC	
				TK	S	A	TFL	YDS	SK	YDS	QBH	NO	YDS	LG	TD	PD	FF	FR	TD	YDS	TK	S	A	FF	FR	S	A		
2013	Giants	11	0	16	9	7	2	2	0.0	0.0	2	0	0	0	0	0	0	0	0	0	0	0	0	0	0	0	0	0	0
2014	Giants	16	16	51	30	21	8	37	7.0	53.0	13	0	0	0	0	3	1	0	0	0	0	0	0	0	0	0	0	0	0
2015	Giants	9	9	30	21	9	1	0	0.0	0.0	2	0	0	0	0	1	1	0	0	0	0	0	0	0	0	0	0	0	0
2016	Giants	16	16	43	29	14	8	6	3.0	16.5	10	0	0	0	0	0	1	0	0	0	0	0	0	0	0	0	0	0	0
2017	Colts	15	15	44	24	20	4	7	2.0	3.0	5	0	0	0	0	3	0	0	0	0	0	0	0	0	0	0	0	0	0
2018	Raiders	15	14	36	21	15	4	9	0.0	0.0	2	0	0	0	0	0	0	2	0	0	0	0	0	0	0	0	0	0	0
2019	Raiders	16	16	50	28	22	7	13	1.5	7.5	6	0	0	0	0	1	0	0	0	0	0	0	0	0	0	0	0	0	0
2020	Raiders	16	16	48	27	21	1	9	1.0	9.0	4	0	0	0	0	0	0	1	0	0	0	0	0	0	0	0	0	0	0
2021	Raiders	3	3	7	2	5	0	0	0.0	0.0	2	0	0	0	0	0	0	0	0	0	0	0	0	0	0	0	0	0	0
NFL TOTALS		117	105	325	191	134	35	83	14.5	89.0	46	0	0	0	0	8	3	3	0	0	0	0	0	0	0	0	0	0	0

JOHNATHAN HANKINS' 2021 GXG REGULAR-SEASON STATISTICS (RAIDERS)

			TACKLES								INTERCEPTIONS					O. FUMB				ST				MISC				
DATE	OPPONENT	P/S	TK	S	A	SK	YDS	TFL	YDS	QBH	NO	YDS	LG	TD	PD	FF	FR	TD	YDS	TK	S	A	FF	FR	S	A	W/L	SCORE
09/13	Ravens	S	2	0	2	0.0	0.0	0	0	1	0	0	0	0	0	0	0	0	0	0	0	0	0	0	0	0	W	33-27+
09/19	at Steelers	S	0	0	0	0.0	0.0	0	0	0	0	0	0	0	0	0	0	0	0	0	0	0	0	0	0	0	W	26-17
09/26	Dolphins	S	5	2	3	0.0	0.0	0	0	1	0	0	0	0	0	0	0	0	0	0	0	0	0	0	0	0	W	31-28+
2021 TOTALS		3-3	7	2	5	0.0	0.0	0	0	2	0	0	0	0	0	0	0	0	0	0	0	0	0	0	0	0	3-0	

+ - Overtime



CASEY HAYWARD JR.

29

POSITION: CB
HT/WT: 5-11/192
ACQUIRED: UFA -'21 (LAC)
BORN: 09/09/89
RAIDERS SEASON: 1
NFL SEASON: 10
COLLEGE: Vanderbilt
HOMETOWN: Perry, Ga.

2021: (9/13) vs. Bal.: Made his Raiders debut at cornerback, recording two tackles (two solo) in the win...**(9/19) at Pit.:** Started and saw extensive action on defense, recording two tackles (one) and tying the team lead with two passes defended...**(9/26) vs. Mia.:** Started in the win, recording four tackles.

CASEY HAYWARD JR.'S NFL REGULAR SEASON DEFENSIVE STATISTICS

DATE	TEAM	GP	GS	TACKLES								INTERCEPTIONS					O. FUMB				ST					MISC	
				TK	S	A	TFL	YDS	SK	YDS	QBH	NO	YDS	LG	TD	PD	FF	FR	TD	YDS	TK	S	A	FF	FR	S	A
2012	Packers	16	7	48	35	13	1	0	0.0	0.0	1	6	81	24	0	20	1	0	0	0	5	5	0	0	0	0	0
2013	Packers	3	1	8	5	3	0	0	0.0	0.0	0	0	0	0	0	0	0	0	0	0	0	0	0	0	0	0	0
2014	Packers	16	1	36	28	8	2	4	0.0	0.0	1	3	113	82t	1	7	0	2	1	49	6	5	1	0	0	0	0
2015	Packers	16	11	63	55	8	3	5	0.0	0.0	1	0	0	0	0	7	0	0	0	0	2	1	1	0	0	0	0
2016	Chargers	16	14	57	50	7	1	2	0.0	0.0	0	7	102	31	1	20	0	0	0	0	1	1	0	0	0	0	0
2017	Chargers	16	16	40	33	7	2	4	0.0	0.0	0	4	7	7	0	22	1	2	0	11	0	0	0	0	0	0	0
2018	Chargers	16	16	46	41	5	1	2	0.0	0.0	0	0	0	0	0	8	0	0	0	0	0	0	0	0	0	0	0
2019	Chargers	16	16	32	28	4	0	0	0.0	0.0	0	2	37	37	0	8	0	0	0	0	0	0	0	0	0	0	0
2020	Chargers	14	13	41	36	5	0	0	0.0	0.0	0	1	9	9	0	8	0	0	0	0	0	0	0	0	0	0	0
2021	Raiders	3	3	8	7	1	1	1	0.0	0.0	0	0	0	0	0	2	0	0	0	0	0	0	0	0	0	0	0
NFL TOTALS		132	98	379	318	61	11	18	0.0	0.0	3	23	349	82T	2	102	2	4	1	60	14	12	2	0	0	0	0

CASEY HAYWARD JR.'S 2021 GXG REGULAR-SEASON STATISTICS (RAIDERS)

			TACKLES								INTERCEPTIONS					O. FUMB				ST					MISC			
DATE	OPPONENT	P/S	TK	S	A	SK	YDS	TFL	YDS	QBH	NO	YDS	LG	TD	PD	FF	FR	TD	YDS	TK	S	A	FF	FR	S	A	W/L	SCORE
09/13	Ravens	S	2	2	0	0.0	0.0	0	0	0	0	0	0	0	0	0	0	0	0	0	0	0	0	0	0	0	W	33-27+
09/19	at Steelers	S	2	1	1	0.0	0.0	0	0	0	0	0	0	0	2	0	0	0	0	0	0	0	0	0	0	0	W	26-17
09/26	Dolphins	S	4	4	0	0.0	0.0	1	1	0	0	0	0	0	0	0	0	0	0	0	0	0	0	0	0	0	W	31-28+
2021 TOTALS		3-3	8	7	1	0.0	0.0	1	1	0	0	0	0	0	2	0	0	0	0	0	0	0	0	0	0	0	3-0	

+ - Overtime



NATE HOBBS

39

POSITION: CB

HT/WT: 6-1/196

ACQUIRED: D5 - '21

BORN: 06/24/99

RAIDERS SEASON: R

NFL SEASON: R

COLLEGE: Illinois

HOMETOWN: Louisville, Ky.

2021: (9/13) vs. Bal.: Made his NFL debut, recording two tackles in the win...**(9/19) at Pit.:** Tied for third on the team with six tackles (four solo)...**(9/26) vs. Mia.:** Started in the win, recording three tackles.


NATE HOBBS' NFL REGULAR SEASON DEFENSIVE STATISTICS

				TACKLES								INTERCEPTIONS						O. FUMB				ST					MISC	
DATE	TEAM	GP	GS	TK	S	A	TFL	YDS	SK	YDS	QBH	NO	YDS	LG	TD	PD	FF	FR	TD	YDS	TK	S	A	FF	FR	S	A	
2021	Raiders	3	3	11	9	2	0	0	0.0	0.0	0	0	0	0	0	0	0	0	0	0	0	0	0	0	0	0	0	
NFL TOTALS		3	3	11	9	2	0	0	0.0	0.0	0	0	0	0	0	0	0	0	0	0	0	0	0	0	0	0	0	

NATE HOBBS' 2021 GXG REGULAR-SEASON STATISTICS (RAIDERS)

DATE	OPPONENT	P/S	TACKLES								INTERCEPTIONS						O. FUMB				ST					MISC		SCORE
			TK	S	A	SK	YDS	TFL	YDS	QBH	NO	YDS	LG	TD	PD	FF	FR	TD	YDS	TK	S	A	FF	FR	S	A	W/L	
09/13	Ravens	S	2	2	0	0.0	0.0	0	0	0	0	0	0	0	0	0	0	0	0	0	0	0	0	0	0	0	W	33-27+
09/19	at Steelers	S	6	4	2	0.0	0.0	0	0	0	0	0	0	0	0	0	0	0	0	0	0	0	0	0	0	0	W	26-17
09/26	Dolphins	S	3	3	0	0.0	0.0	0	0	0	0	0	0	0	0	0	0	0	0	0	0	0	0	0	0	0	W	31-28+
2021 TOTALS		3-3	11	9	2	0.0	0.0	0	0	0	0	0	0	0	0	0	0	0	0	0	0	0	0	0	0	0	3-0	

+ - Overtime



ALEC INGOLD

45

POSITION: FB
HT/WT: 6-1/240
ACQUIRED: FA-'19
BORN: 09/07/96

RAIDERS SEASON: 3
NFL SEASON: 3
COLLEGE: Wisconsin
HOMETOWN: Green Bay, Wis.

2021: (9/13) vs. Bal.: Started in the season opener, recording four receptions for 22 yards...**(9/19) at Pit.:** Appeared on both offense and special teams in the win...**(9/26) vs. Mia.:** Recorded his first TD of the season on a 1-yard reception.

ALEC INGOLD'S NFL REGULAR SEASON RUSHING/RECEIVING STATISTICS

DATE	TEAM	GP	GS	RUSHING					RECEIVING				
				NO.	YDS.	AVG.	LG	TD	NO.	YDS.	AVG.	LG	TD
2019	Raiders	16	4	10	17	1.7	4	0	6	44	7.3	14	1
2020	Raiders	16	4	3	4	1.3	3	0	12	110	9.2	23	1
2021	Raiders	3	1	1	0	0.0	0	0	5	23	4.6	9	1
NFL TOTALS		35	9	14	21	1.5	4	0	23	177	7.7	23	3

ALEC INGOLD'S NFL REGULAR SEASON RETURN STATISTICS

KICKOFF RETURNS							PUNT RETURNS					
DATE	TEAM	RET.	YDS.	AVG.	LG	TD	NO.	FC	YDS.	AVG.	LG	TD
2019	Raiders	0	0	0.0	0	0	0	0	0	0.0	0	0
2020	Raiders	0	0	0.0	0	0	0	0	0	0.0	0	0
2021	Raiders	0	0	0.0	0	0	0	0	0	0.0	0	0
NFL TOTALS		0	0	0.0	0	0	0	0	0	0.0	0	0

ALEC INGOLD'S 2021 GXG REGULAR-SEASON STATISTICS (RAIDERS)

DATE	OPPONENT	P/S	RUSHING					RECEIVING					W/L	SCORE
			NO.	YDS.	AVG.	LG	TD	NO.	YDS.	AVG.	LG	TD		
09/13	Ravens	S	0	0	0.0	0	0	4	22	5.5	9	0	W	33-27+
09/19	at Steelers	P	0	0	0.0	0	0	0	0	0.0	0	0	W	26-17
09/26	Dolphins	P	1	0	0.0	0	0	1	1	1.0	1t	1	W	31-28+
2021 TOTALS		3-1	1	0	0.0	0	0	5	23	4.6	9	1	3-0	

+ - Overtime



JOSH JACOBS

28

POSITION: RB
HT/WT: 5-10/220
ACQUIRED: D1B-'19
BORN: 11/02/98
RAIDERS SEASON: 3
NFL SEASON: 3
COLLEGE: Alabama
HOMETOWN: Tulsa, Okla.

2021: (9/13) vs. Bal.: Finished the contest with 10 carries for 34 yards with two TDs, marking his eighth multi-TD rushing performance of his career...(9/19) at Pit.: Inactive...(9/26) vs. Mia.: Inactive.

JOSH JACOBS' NFL REGULAR SEASON RUSHING/RECEIVING STATISTICS

DATE	TEAM	GP	GS	RUSHING					RECEIVING				
				NO.	YDS.	AVG.	LG	TD	NO.	YDS.	AVG.	LG	TD
2019	Raiders	13	13	242	1,150	4.8	51	7	20	166	8.3	28	0
2020	Raiders	15	15	273	1,065	3.9	28t	12	33	238	7.2	29	0
2021	Raiders	1	1	10	34	3.4	15t	2	1	6	6.0	6	0
NFL TOTALS		29	29	525	2,249	4.3	51	21	54	410	7.6	29	0

JOSH JACOBS' NFL REGULAR SEASON RETURN STATISTICS

KICKOFF RETURNS							PUNT RETURNS					
DATE	TEAM	RET.	YDS.	AVG.	LG	TD	NO.	FC	YDS.	AVG.	LG	TD
2019	Raiders	0	0	0.0	0	0	0	0	0	0.0	0	0
2020	Raiders	0	0	0.0	0	0	0	0	0	0.0	0	0
2021	Raiders	0	0	0.0	0	0	0	0	0	0.0	0	0
NFL TOTALS		0	0	0.0	0	0	0	0	0	0.0	0	0

100-YARD RUSHING GAMES (7): REGULAR SEASON

DATE	TEAM	ATT.	YDS.	AVG.	LG	TD
10/06/19	BEARS	26	123	4.7	21	2
10/20/19	at Packers	21	124	5.9	42	0
11/03/19	LIONS	28	120	4.3	17	2
11/17/19	BENGALS	23	112	4.9	21	0
12/01/19	at Chiefs	17	104	6.1	35	0
11/01/20	at Browns	31	129	4.2	16	0
11/15/20	BRONCOS	21	112	5.3	24	2

JOSH JACOBS' 2021 GXG REGULAR-SEASON STATISTICS (RAIDERS)

DATE	OPPONENT	P/S	RUSHING					RECEIVING					W/L	SCORE	
			NO.	YDS.	AVG.	LG	TD	NO.	YDS.	AVG.	LG	TD			
09/13	Ravens	S	10	34	3.4	15t	2	1	6	6.0	6	0	W	33-27+	
09/19	at Steelers		ON INACTIVE LIST											W	26-17
09/26	Dolphins		ON INACTIVE LIST											W	31-28+
2021 TOTALS		1-1	10	34	3.4	15T	2	1	6	6.0	6	0	3-0		

+ - Overtime



ANDRE JAMES

68

POSITION: C

HT/WT: 6-4/300

ACQUIRED: FA-'19

BORN: 02/05/97

RAIDERS SEASON: 3

NFL SEASON: 3

COLLEGE: UCLA

HOMETOWN: Herriman, Utah

2021: (9/13) vs. Bal.: Started at center in the season opener..Helped allow QB Derek Carr to record 435 passing yards, marking the third-most of his career...**(9/19) at Pit.:** Started at center in the win, helping Carr complete 28-of-37 passes for 382 yards with two TDs for a passer rating of 126.2...**(9/26) vs. Mia.:** Started at center in the win...Helped pave the way for a season-high 497 yards of total offense, including 140 rushing yards...Allowed Carr to complete 26-of-43 passing for 386 yards, marking his third consecutive game with at least 325 passing yards.

ANDRE JAMES' NFL REGULAR SEASON STATISTICS

DATE	TEAM	GP	GS
2019	Raiders	12	1
2020	Raiders	16	0
2021	Raiders	3	3
NFL TOTALS		31	4

ANDRE JAMES' 2021 GXG REGULAR-SEASON STATISTICS (RAIDERS)

DATE	OPPONENT	P/S	W/L	SCORE
09/13	Ravens	S	W	33-27+
09/19	at Steelers	S	W	26-17
09/26	Dolphins	S	W	31-28+
2021 TOTALS		3-3	3-0	

+ - Overtime



QUINTON JEFFERSON

77

POSITION: DT

HT/WT: 6-4/291

ACQUIRED: UFA-'21 (BUF.)

BORN: 03/31/93

RAIDERS SEASON: 1

NFL SEASON: 6

COLLEGE: Maryland

HOMETOWN: Pittsburgh, Pa.

2021: (9/13) vs. Bal.: Started in his Raiders debut, recording five tackles (four solo) and one forced fumble...(9/19) **at Pit.:** Started and recorded one tackle on defense...(9/26) **vs. Mia.:** Started and recorded four tackles, including one sack for a loss of five yards.

QUINTON JEFFERSON'S NFL REGULAR SEASON DEFENSIVE STATISTICS

				TACKLES								INTERCEPTIONS							O. FUMB				ST					MISC	
DATE	TEAM	GP	GS	TK	S	A	TFL	YDS	SK	YDS	QBH	NO	YDS	LG	TD	PD	FF	FR	TD	YDS	TK	S	A	FF	FR	S	A		
2016	Seahawks	3	0	1	0	1	0	0	0.0	0.0	0	0	0	0	0	0	0	0	0	0	0	0	0	0	0	0	0		
2017	Rams	0	0	0	0	0	0	0	0.0	0.0	0	0	0	0	0	0	0	0	0	0	0	0	0	0	0	0	0		
Went from L.A. Rams to Seattle.																													
2017	Seahawks	6	0	7	6	1	1	8	1.0	8.0	4	0	0	0	0	0	0	0	0	0	0	0	0	0	0	0	0		
2017	TOTAL	6	0	7	6	1	1	8	1.0	8.0	4	0	0	0	0	0	0	0	0	0	0	0	0	0	0	0	0		
2018	Seahawks	16	12	25	15	10	5	24	3.0	24.0	15	0	0	0	0	2	0	1	0	0	0	0	0	0	0	0	0		
2019	Seahawks	14	10	26	14	12	4	23	3.5	24.0	10	0	0	0	0	3	0	1	0	20	0	0	0	0	0	0	0		
2020	Bills	16	3	23	14	9	3	17	3.0	24.0	6	0	0	0	0	1	1	1	0	0	0	0	0	0	0	0	0		
2021	Raiders	3	3	10	4	6	1	5	1.0	5.0	3	0	0	0	0	0	1	0	0	0	0	0	0	0	0	0	0		
NFL TOTALS		58	28	92	53	39	14	77	11.5	85.0	38	0	0	0	0	6	2	3	0	20	0	0	0	0	0	0	0		

QUINTON JEFFERSON'S 2021 GXG REGULAR-SEASON STATISTICS (RAIDERS)

			TACKLES							INTERCEPTIONS					O. FUMB				ST				MISC					
DATE	OPPONENT	P/S	TK	S	A	SK	YDS	TFL	YDS	QBH	NO	YDS	LG	TD	PD	FF	FR	TD	YDS	TK	S	A	FF	FR	S	A	W/L	SCORE
09/13	Ravens	S	5	1	4	0.0	0.0	0	0	0	0	0	0	0	0	1	0	0	0	0	0	0	0	0	0	0	W	33-27+
09/19	at Steelers	S	1	1	0	0.0	0.0	0	0	2	0	0	0	0	0	0	0	0	0	0	0	0	0	0	0	0	W	26-17
09/26	Dolphins	S	4	2	2	1.0	5.0	1	5	1	0	0	0	0	0	0	0	0	0	0	0	0	0	0	0	0	W	31-28+
2021 TOTALS		3-3	10	4	6	1.0	5.0	1	5	3	0	0	0	0	0	1	0	0	0	0	0	0	0	0	0	0	3-0	

+ - Overtime



ZAY JONES

7

POSITION: WR
HT/WT: 6-2/200
ACQUIRED: TR -'19 (BUF.)
BORN: 03/30/95
RAIDERS SEASON: 3
NFL SEASON: 5
COLLEGE: East Carolina
HOMETOWN: Austin, Texas

2021: (9/13) vs. Bal.: Recorded the game-winning TD in OT on a 31-yard pass from QB Derek Carr...Finished with two receptions for 46 yards...(9/19) at Pit.: Appeared on offense and special teams in the win...(9/26) vs. Mia.: Saw action on both offense and special teams, downing a punt at Miami's 1-yard line to set up a safety on the next play.

ZAY JONES' NFL REGULAR SEASON RUSHING/RECEIVING STATISTICS

DATE	TEAM	GP	GS	RECEIVING					RUSHING				
				NO.	YDS.	AVG.	LG	TD	NO.	YDS.	AVG.	LG	TD
2017	Bills	15	10	27	316	11.7	33	2	0	0	0.0	0	0
2018	Bills	16	15	56	652	11.6	57	7	1	0	0.0	0	0
2019	Bills	5	2	7	69	9.9	23	0	0	0	0.0	0	0
Went from Buffalo to Oakland.													
2019	Raiders	10	7	20	147	7.4	16	0	1	3	3.0	3	0
2019	TOTAL	15	9	27	216	8.0	23	0	1	3	3.0	3	0
2020	Raiders	16	2	14	154	11.0	37	1	0	0	0.0	0	0
2021	Raiders	3	0	3	61	20.3	31t	1	0	0	0.0	0	0
NFL TOTALS		65	36	127	1,399	11.0	57	11	2	3	1.5	3	0

ZAY JONES' 2021 GXG REGULAR-SEASON STATISTICS (RAIDERS)

DATE	OPPONENT	P/S	RECEIVING					RUSHING					W/L	SCORE
			NO.	YDS.	AVG.	LG	TD	NO.	YDS.	AVG.	LG	TD		
09/13	Ravens	P	2	46	23.0	31t	1	0	0	0.0	0	0	W	33-27+
09/19	at Steelers	P	0	0	0.0	0	0	0	0	0.0	0	0	W	26-17
09/26	Dolphins	P	1	15	15.0	15	0	0	0	0.0	0	0	W	31-28+
2021 TOTALS		3-0	3	61	20.3	31T	1	0	0	0.0	0	0	3-0	

+ - Overtime



MALCOLM KOONCE

51

POSITION: DE
HT/WT: 6-2/249
ACQUIRED: D3A - '21
BORN: 06/06/98

RAIDERS SEASON: R
NFL SEASON: R
COLLEGE: Buffalo
HOMETOWN: Peekskill, N.Y.

2021: (9/13) vs. Bal.: Inactive...(9/19) at Pit.: Did not play...(9/26) vs. Mia.: Inactive.

MALCOLM KOONCE'S NFL REGULAR SEASON DEFENSIVE STATISTICS

DATE	TEAM	GP	GS	TACKLES					QBH	INTERCEPTIONS					O. FUMB					ST					MISC	
				TK	S	A	TFL	YDS	SK	YDS	NO	YDS	LG	TD	PD	FF	FR	TD	YDS	TK	S	A	FF	FR	S	A
2021	Raiders	0	0	0	0	0	0	0	0.0	0.0	0	0	0	0	0	0	0	0	0	0	0	0	0	0	0	0
NFL TOTALS		0	0	0	0	0	0	0	0.0	0.0	0	0	0	0	0	0	0	0	0	0	0	0	0	0	0	0

MALCOLM KOONCE'S 2021 GXG REGULAR-SEASON STATISTICS (RAIDERS)

DATE	OPPONENT	P/S	TACKLES					QBH	INTERCEPTIONS					O. FUMB					ST					MISC		W/L	SCORE
			TK	S	A	SK	YDS	TFL	YDS	NO	YDS	LG	TD	PD	FF	FR	TD	YDS	TK	S	A	FF	FR	S	A		
09/13	Ravens									ON INACTIVE LIST																W	33-27+
09/19	at Steelers									DID NOT PLAY (NON-INJURY)																W	26-17
09/26	Dolphins									ON INACTIVE LIST																W	31-28+
2021 TOTALS			0	0	0	0.0	0.0	0	0	0	0	0	0	0	0	0	0	0	0	0	0	0	0	0	0	3-0	

+ - Overtime



NICK KWIATKOSKI

44

POSITION: LB
HT/WT: 6-2/242
ACQUIRED: UFA-'20 (CHI.)
BORN: 05/26/93
RAIDERS SEASON: 2
NFL SEASON: 6
COLLEGE: West Virginia
HOMETOWN: Bethel Park, Pa.

2021: (9/13) vs. Bal.: Recorded three tackles on defense, while adding two stops on special teams...(9/19) at Pit.: Inactive...(9/26) vs. Mia.: Returned to action in a reserve role on defense, recording one tackle...Also saw extensive action on special teams

NICK KWIATKOSKI'S NFL REGULAR SEASON DEFENSIVE STATISTICS

DATE	TEAM	GP	GS	TACKLES								INTERCEPTIONS					O. FUMB				ST					MISC	
				TK	S	A	TFL	YDS	SK	YDS	QBH	NO	YDS	LG	TD	PD	FF	FR	TD	YDS	TK	S	A	FF	FR	S	A
2016	Bears	14	7	42	32	10	3	3	1.0	0.0	1	0	0	0	0	2	0	0	0	0	2	2	0	1	0	0	0
2017	Bears	11	6	45	34	11	2	19	2.0	16.0	3	0	0	0	0	2	1	0	0	0	4	3	1	0	0	0	0
2018	Bears	16	1	10	8	2	0	0	0.0	0.0	1	0	0	0	0	0	0	0	0	0	5	4	1	1	0	0	0
2019	Bears	16	8	68	50	18	8	41	3.0	24.0	3	1	4	4	0	4	1	0	0	0	8	6	2	0	0	0	0
2020	Raiders	12	12	81	53	28	3	11	1.0	6.0	2	1	9	9	0	4	1	0	0	0	0	0	0	0	0	0	0
2021	Raiders	2	0	4	4	0	1	1	0.0	0.0	0	0	0	0	0	0	0	0	0	0	3	0	3	0	0	0	0
NFL TOTALS		71	34	250	181	69	17	75	7.0	46.0	10	2	13	9	0	12	3	0	0	0	22	15	7	2	0	0	0

NICK KWIATKOSKI'S 2021 GXG REGULAR-SEASON STATISTICS (RAIDERS)

			TACKLES								INTERCEPTIONS					O. FUMB				ST					MISC				
DATE	OPPONENT	P/S	TK	S	A	SK	YDS	TFL	YDS	QBH	NO	YDS	LG	TD	PD	FF	FR	TD	YDS	TK	S	A	FF	FR	S	A	W/L	SCORE	
09/13	Ravens	P	3	3	0	0.0	0.0	1	1	0	0	0	0	0	0	0	0	0	0	0	2	0	2	0	0	0	0	W	33-27+
09/19	at Steelers		ON INACTIVE LIST																								W	26-17	
09/26	Dolphins	P	1	1	0	0.0	0.0	0	0	0	0	0	0	0	0	0	0	0	0	1	0	1	0	0	0	0	W	31-28+	
2021 TOTALS		2-0	4	4	0	0.0	0.0	1	1	0	0	0	0	0	0	0	0	0	0	3	0	3	0	0	0	0	3-0		

+ - Overtime



ALEX LEATHERWOOD

70

POSITION: T

HT/WT: 6-5/312

ACQUIRED: D1 - '21

BORN: 05/01/99

RAIDERS SEASON: R

NFL SEASON: R

COLLEGE: Alabama

HOMETOWN: Pensacola, Fla.

2021: (9/13) vs. Bal.: Made his NFL debut, starting at right tackle...Helped allow QB Derek Carr to record 435 passing yards, marking the third-most of his career...**(9/19) at Pit.:** Started at right tackle in the win, helping Carr complete 28-of-37 passes for 382 yards with two TDs for a passer rating of 126.2...Exited early due to injury...**(9/26) vs. Mia.:** Started at right tackle in the win...Helped pave the way for a season-high 497 yards of total offense, including 140 rushing yards...Allowed Carr to complete 26-of-43 passing for 386 yards, marking his third consecutive game with at least 325 passing yards.

ALEX LEATHERWOOD'S NFL REGULAR SEASON STATISTICS

DATE	TEAM	GP	GS
2021	Raiders	3	3
NFL TOTALS		3	3

ALEX LEATHERWOOD'S 2021 GXG REGULAR-SEASON STATISTICS (RAIDERS)

DATE	OPPONENT	P/S	W/L	SCORE
09/13	Ravens	S	W	33-27+
09/19	at Steelers	S	W	26-17
09/26	Dolphins	S	W	31-28+
2021 TOTALS		3-3	3-0	

+ - Overtime



DALLIN LEAVITT

32

POSITION: S
HT/WT: 5-10/195
ACQUIRED: FA-'18
BORN: 08/08/94
RAIDERS SEASON: 3
NFL SEASON: 3
COLLEGE: Utah State
HOMETOWN: Portland, Ore.

2021: (9/13) vs. Bal.: Appeared on both defense and special teams...Recorded one stop on special teams...(9/19) at Pit.: Recorded two tackles (one solo) on defense, adding one pass defended...Saw action on special teams, totaling two stops...(9/26) vs. Mia.: Inactive.

DALLIN LEAVITT'S NFL REGULAR SEASON DEFENSIVE STATISTICS

				TACKLES								INTERCEPTIONS						O. FUMB				ST					MISC	
DATE	TEAM	GP	GS	TK	S	A	TFL	YDS	SK	YDS	QBH	NO	YDS	LG	TD	PD	FF	FR	TD	YDS	TK	S	A	FF	FR	S	A	
2018	Raiders	2	0	0	0	0	0	0	0.0	0.0	0	0	0	0	0	0	0	0	0	0	1	0	1	0	0	0	0	
2019	Raiders	15	0	2	2	0	0	0	0.0	0.0	0	0	0	0	0	0	0	0	0	0	8	4	4	0	0	0	0	
2020	Raiders	9	0	7	2	5	0	0	0.0	0.0	0	0	0	0	0	2	0	0	0	0	3	2	1	0	0	0	0	
2021	Raiders	2	0	2	1	1	0	0	0.0	0.0	0	0	0	0	0	1	0	0	0	0	3	0	3	0	0	0	0	
NFL TOTALS		28	0	11	5	6	0	0	0.0	0.0	0	0	0	0	0	3	0	0	0	0	15	6	9	0	0	0	0	

DALLIN LEAVITT'S 2021 GXG REGULAR-SEASON STATISTICS (RAIDERS)

			TACKLES								INTERCEPTIONS					O. FUMB				ST					MISC				
DATE	OPPONENT	P/S	TK	S	A	SK	YDS	TFL	YDS	QBH	NO	YDS	LG	TD	PD	FF	FR	TD	YDS	TK	S	A	FF	FR	S	A	W/L	SCORE	
09/13	Ravens	P	0	0	0	0.0	0.0	0	0	0	0	0	0	0	0	0	0	0	0	1	0	1	0	0	0	0	W	33-27+	
09/19	at Steelers	P	2	1	1	0.0	0.0	0	0	0	0	0	0	0	1	0	0	0	0	2	0	2	0	0	0	0	W	26-17	
09/26	Dolphins		ON INACTIVE LIST																								W	31-28+	
2021 TOTALS		2-0	2	1	1	0.0	0.0	0	0	0	0	0	0	0	1	0	0	0	0	3	0	3	0	0	0	0	3-0		

+ - Overtime



CORY LITTLETON

42

POSITION: LB

HT/WT: 6-3/228

ACQUIRED: UFA-'20 (LAR)

BORN: 11/18/93

RAIDERS SEASON: 2

NFL SEASON: 6

COLLEGE: Washington

HOMETOWN: Spring Valley, Calif.

2021: (9/13) vs. Bal.: Started in the season opener, tying for the team lead with 10 tackles (five solo)...**(9/19) at Pit.:** Started in the win, recording five tackles (three)...**(9/26) vs. Mia.:** Finished second on the team with 10 tackles (seven) in the win.

CORY LITTLETON'S NFL REGULAR SEASON DEFENSIVE STATISTICS

DATE	TEAM	GP	GS	TACKLES								INTERCEPTIONS						O. FUMB				ST				MISC	
				TK	S	A	TFL	YDS	SK	YDS	QBH	NO	YDS	LG	TD	PD	FF	FR	TD	YDS	TK	S	A	FF	FR	S	A
2016	Rams	16	1	10	5	5	0	0	0.0	0.0	0	0	0	0	0	0	0	0	0	0	10	10	0	0	0	0	0
2017	Rams	16	4	31	19	12	2	7	1.0	6.0	3	1	2	2	0	4	1	0	0	0	5	4	1	0	0	0	0
2018	Rams	16	16	125	90	35	9	50	4.0	43.0	4	3	48	22	1	13	0	0	0	0	0	0	0	0	0	0	0
2019	Rams	16	16	134	78	56	6	42	3.5	25.0	5	2	32	26	0	9	2	4	0	16	0	0	0	0	0	0	0
2020	Raiders	14	14	79	54	25	4	2	0.0	0.0	0	0	0	0	0	0	0	0	0	0	3	2	1	0	0	0	0
2021	Raiders	3	3	24	13	11	0	0	0.0	0.0	0	0	0	0	0	1	0	0	0	0	0	0	0	0	0	0	0
NFL TOTALS		81	54	403	259	144	21	101	8.5	74.0	12	6	82	26	1	27	3	4	0	16	18	16	2	0	0	0	0

CORY LITTLETON'S 2021 GXG REGULAR-SEASON STATISTICS (RAIDERS)

			TACKLES								INTERCEPTIONS					O. FUMB				ST					MISC			
DATE	OPPONENT	P/S	TK	S	A	SK	YDS	TFL	YDS	QBH	NO	YDS	LG	TD	PD	FF	FR	TD	YDS	TK	S	A	FF	FR	S	A	W/L	SCORE
09/13	Ravens	S	10	4	6	0.0	0.0	0	0	0	0	0	0	0	0	0	0	0	0	0	0	0	0	0	0	0	W	33-27+
09/19	at Steelers	S	4	2	2	0.0	0.0	0	0	0	0	0	0	0	0	0	0	0	0	0	0	0	0	0	0	0	W	26-17
09/26	Dolphins	S	10	7	3	0.0	0.0	0	0	0	0	0	0	0	1	0	0	0	0	0	0	0	0	0	0	0	W	31-28+
2021 TOTALS		3-3	24	13	11	0.0	0.0	0	0	0	0	0	0	0	1	0	0	0	0	0	0	0	0	0	0	0	3-0	

+ - Overtime



NICK MARTIN

66

POSITION: C

HT/WT: 6-4/295

ACQUIRED: UFA-'21 (HOU.)

BORN: 04/29/93

RAIDERS SEASON: 1

NFL SEASON: 6

COLLEGE: Notre Dame

HOMETOWN: Indianapolis, Ind.

2021: (9/13) vs. Bal.: Appeared exclusively on special teams...(9/19) **at Pit.:** Saw action exclusively on special teams...(9/26) **vs. Mia.:** Appeared exclusively on special teams.

NICK MARTIN'S NFL REGULAR SEASON STATISTICS

DATE	TEAM	GP	GS
2016	Texans	0	0
2017	Texans	14	14
2018	Texans	16	16
2019	Texans	16	16
2020	Texans	16	16
2021	Raiders	3	0
NFL TOTALS		65	62

NICK MARTIN'S 2021 GXG REGULAR-SEASON STATISTICS (RAIDERS)

DATE	OPPONENT	P/S	W/L	SCORE
09/13	Ravens	P	W	33-27+
09/19	at Steelers	P	W	26-17
09/26	Dolphins	P	W	31-28+
2021 TOTALS		3-0	3-0	

+ - Overtime



KOLTON MILLER

74

POSITION: T

HT/WT: 6-8/325

ACQUIRED: D1-'18

BORN: 09/10/95

RAIDERS SEASON: 4

NFL SEASON: 4

COLLEGE: UCLA

HOMETOWN: Roseville, Calif.

2021: (9/13) vs. Bal.: Started at left tackle in the win...Helped allow QB Derek Carr to record 435 passing yards, marking the third-most of his career...**(9/19) at Pit.:** Started at left tackle in the win, helping Carr complete 28-of-37 passes for 382 yards with two TDs for a passer rating of 126.2...**(9/26) vs. Mia.:** Started at left tackle in the win...Helped pave the way for a season-high 497 yards of total offense, including 140 rushing yards...Allowed Carr to complete 26-of-43 passing for 386 yards, marking his third consecutive game with at least 325 passing yards.

KOLTON MILLER'S NFL REGULAR SEASON STATISTICS

DATE	TEAM	GP	GS
2018	Raiders	16	16
2019	Raiders	16	16
2020	Raiders	14	14
2021	Raiders	3	3
NFL TOTALS		49	49

KOLTON MILLER'S 2021 GXG REGULAR-SEASON STATISTICS (RAIDERS)

DATE	OPPONENT	P/S	W/L	SCORE
09/13	Ravens	S	W	33-27+
09/19	at Steelers	S	W	26-17
09/26	Dolphins	S	W	31-28+
2021 TOTALS		3-3	3-0	

+ - Overtime



TRE'VON MOEHRIG

25

POSITION: S
HT/WT: 6-1/202
ACQUIRED: D2 - '21
BORN: 06/16/99
RAIDERS SEASON: R
NFL SEASON: R
COLLEGE: TCU
HOMETOWN: Spring Branch, Texas

2021: (9/13) vs. Bal.: Made his NFL debut, starting and recording five tackles (two solo)...**(9/19) at Pit.:** Started in the win, playing every defensive snap and recording three tackles...**(9/26) vs. Mia.:** Appeared on both defense and special teams, recording one tackle.

TRE'VON MOEHRIG'S NFL REGULAR SEASON DEFENSIVE STATISTICS

THE PITTSBURGH STEELERS 2021 SEASON																													
				TACKLES								INTERCEPTIONS						O. FUMB				ST					MISC		
DATE	TEAM	GP	GS	TK	S	A	TFL	YDS	SK	YDS	QBH	NO	YDS	LG	TD	PD	FF	FR	TD	YDS	TK	S	A	FF	FR	S	A		
2021	Raiders	3	3	9	6	3	0	0	0.0	0.0	0	0	0	0	0	0	0	0	0	0	0	0	0	0	0	0	0		
NFL TOTALS		3	3	9	6	3	0	0	0.0	0.0	0	0	0	0	0	0	0	0	0	0	0	0	0	0	0	0	0		

TRE'VON MOEHRIG'S 2021 GXG REGULAR-SEASON STATISTICS (RAIDERS)

			TACKLES							INTERCEPTIONS					O. FUMB				ST				MISC						
DATE	OPPONENT	P/S	TK	S	A	SK	YDS	TFL	YDS	QBH	NO	YDS	LG	TD	PD	FF	FR	TD	YDS	TK	S	A	FF	FR	S	A	W/L	SCORE	
09/13	Ravens		DID NOT PLAY																				W	33-27+					
09/19	at Steelers	S	3	3	0	0.0	0.0	0	0	0	0	0	0	0	0	0	0	0	0	0	0	0	0	0	0	0	W	26-17	
09/26	Dolphins	S	1	1	0	0.0	0.0	0	0	0	0	0	0	0	0	0	0	0	0	0	0	0	0	0	0	0	W	31-28+	
2021 TOTALS		2-2	4	4	0	0.0	0.0	0	0	0	0	0	0	0	0	0	0	0	0	0	0	0	0	0	0	0	3-0		
+ - Overtime																													

+ - Overtime



FOSTER MOREAU

87

POSITION: TE
HT/WT: 6-4/250
ACQUIRED: D4C-'19
BORN: 06/05/97

RAIDERS SEASON: 3
NFL SEASON: 3
COLLEGE: LSU
HOMETOWN: New Orleans, La.

2021: (9/13) vs. Bal.: Appeared on both offense and special teams in the win...**(9/19) at Pit.:** Recorded two receptions for 34 yards with one TD...**(9/26) vs. Mia.:** Started in the win, recording one catch for eight yards...Also made one stop on special teams.

FOSTER MOREAU'S NFL REGULAR SEASON RUSHING/RECEIVING STATISTICS

DATE	TEAM	GP	GS	RECEIVING					RUSHING				
				NO.	YDS.	AVG.	LG	TD	NO.	YDS.	AVG.	LG	TD
2019	Raiders	13	7	21	174	8.3	23	5	0	0	0.0	0	0
2020	Raiders	16	2	7	140	20.0	47t	2	0	0	0.0	0	0
2021	Raiders	3	2	3	42	14.0	25	1	0	0	0.0	0	0
NFL TOTALS		32	11	31	356	11.5	47T	8	0	0	0.0	0	0

FOSTER MOREAU'S NFL REGULAR SEASON RETURN STATISTICS

KICKOFF RETURNS							PUNT RETURNS					
DATE	TEAM	RET.	YDS.	AVG.	LG	TD	NO.	FC	YDS.	AVG.	LG	TD
2019	Raiders	0	0	0.0	0	0	0	0	0	0.0	0	0
2020	Raiders	0	0	0.0	0	0	0	0	0	0.0	0	0
2021	Raiders	0	0	0.0	0	0	0	0	0	0.0	0	0
NFL TOTALS		0	0	0.0	0	0	0	0	0	0.0	0	0

FOSTER MOREAU'S 2021 GXG REGULAR-SEASON STATISTICS (RAIDERS)

DATE	OPPONENT	P/S	RECEIVING					RUSHING					W/L	SCORE
			NO.	YDS.	AVG.	LG	TD	NO.	YDS.	AVG.	LG	TD		
09/13	Ravens	P	0	0	0.0	0	0	0	0	0.0	0	0	W	33-27+
09/19	at Steelers	S	2	34	17.0	25	1	0	0	0.0	0	0	W	26-17
09/26	Dolphins	S	1	8	8.0	8	0	0	0	0.0	0	0	W	31-28+
2021 TOTALS		3-2	3	42	14.0	25	1	0	0	0.0	0	0	3-0	

+ - Overtime



TRAYVON MULLEN JR.

27

POSITION: CB
HT/WT: 6-2/200
ACQUIRED: D2-'19
BORN: 09/20/97

RAIDERS SEASON: 3
NFL SEASON: 3
COLLEGE: Clemson
HOMETOWN: Fort Lauderdale, Fla.

2021: (9/13) vs. Bal.: Started at cornerback and recorded two tackles in the win...**(9/19) at Pit.:** Started and tied for third on the team with six tackles (five), adding one INT and two passes defended...**(9/26) vs. Mia.:** Finished the game with six tackles (five), while recording two passes defended.


TRAYVON MULLEN JR.'S NFL REGULAR SEASON DEFENSIVE STATISTICS

DATE	TEAM	GP	GS	TACKLES								INTERCEPTIONS					O. FUMB				ST					MISC	
				TK	S	A	TFL	YDS	SK	YDS	QBH	NO	YDS	LG	TD	PD	FF	FR	TD	YDS	TK	S	A	FF	FR	S	A
2019	Raiders	16	10	48	40	8	0	0	0.0	0.0	0	1	0	0	0	10	0	0	0	0	2	2	0	0	0	0	0
2020	Raiders	16	16	61	54	7	2	2	0.0	0.0	0	2	0	0	0	14	0	0	0	0	3	2	1	0	0	0	0
2021	Raiders	3	3	15	13	2	0	0	0.0	0.0	0	1	18	18	0	4	0	0	0	0	1	1	0	0	0	0	0
NFL TOTALS		35	29	124	107	17	2	2	0.0	0.0	0	4	18	18	0	28	0	0	0	0	6	5	1	0	0	0	0

TRAYVON MULLEN JR.'S 2021 GYG REGULAR-SEASON STATISTICS (RAIDERS)

			TACKLES								INTERCEPTIONS					O. FUMB				ST					MISC				
DATE	OPPONENT	P/S	TK	S	A	SK	YDS	TFL	YDS	QBH	NO	YDS	LG	TD	PD	FF	FR	TD	YDS	TK	S	A	FF	FR	S	A	W/L	SCORE	
09/13	Ravens	S	2	2	0	0.0	0.0	0	0	0	0	0	0	0	0	0	0	0	0	0	0	0	0	0	0	0	W	33-27+	
09/19	at Steelers	S	7	6	1	0.0	0.0	0	0	0	1	18	18	0	2	0	0	0	0	1	1	0	0	0	0	0	W	26-17	
09/26	Dolphins	S	6	5	1	0.0	0.0	0	0	0	0	0	0	0	2	0	0	0	0	0	0	0	0	0	0	0	W	31-28+	
2021 TOTALS		3-3	15	13	2	0.0	0.0	0	0	0	1	18	18	0	4	0	0	0	0	1	1	0	0	0	0	0	0	3-0	

+ - Overtime



CARL NASSIB

94

POSITION: DE
HT/WT: 6-7/275
ACQUIRED: UFA-'20 (TB)
BORN: 12/04/93
RAIDERS SEASON: 2
NFL SEASON: 6
COLLEGE: Penn State
HOMETOWN: West Chester, Pa.

2021: (9/13) vs. Bal.: Finished with three tackles, one sack and one forced fumble in the season opener...His forced fumble in OT led to the game-winning TD on the next drive...**(9/19) at Pit.:** Recorded one tackle in the win...**(9/26) vs. Mia.:** Combined with DT Solomon Thomas to take down QB Jacoby Brissett for a loss of 6.5 yards...Finished with four stops on defense.

CARL NASSIB'S NFL REGULAR SEASON DEFENSIVE STATISTICS

DATE	TEAM	GP	GS	TACKLES							QBH	INTERCEPTIONS					O. FUMB				ST					MISC	
				TK	S	A	TFL	YDS	SK	YDS		NO	YDS	LG	TD	PD	FF	FR	TD	YDS	TK	S	A	FF	FR	S	A
2016	Browns	14	3	20	15	5	2	10	2.5	14.0	7	0	0	0	0	4	0	0	0	0	0	0	0	0	0	0	0
2017	Browns	16	12	32	19	13	9	28	3.0	14.0	8	0	0	0	0	5	0	0	0	0	0	0	0	0	0	0	0
2018	Browns	0	0	0	0	0	0	0	0.0	0.0	0	0	0	0	0	0	0	0	0	0	0	0	0	0	0	0	0
Went from Cleveland to Tampa Bay.																											
2018	Buccaneers	15	9	29	22	7	12	60	6.5	46.0	14	0	0	0	0	2	2	0	0	0	0	0	0	0	0	0	0
2018	TOTAL	15	9	29	22	7	12	60	6.5	46.0	14	0	0	0	0	2	2	0	0	0	0	0	0	0	0	0	0
2019	Buccaneers	14	8	34	24	10	8	27	6.0	25.0	11	0	0	0	0	0	1	1	0	0	0	0	0	0	0	0	0
2020	Raiders	14	5	28	17	11	5	25	2.5	21.0	9	1	23	23	0	5	0	0	0	0	0	0	0	0	0	0	0
2021	Raiders	3	0	8	5	3	0	0	1.5	12.5	2	0	0	0	0	0	1	0	0	0	0	0	0	0	0	0	0
NFL TOTALS		76	37	151	102	49	36	150	22.0	132.5	51	1	23	23	0	16	4	1	0	0	0	0	0	0	0	0	0

CARL NASSIB'S 2021 GXG REGULAR-SEASON STATISTICS (RAIDERS)

			TACKLES								INTERCEPTIONS					O. FUMB				ST				MISC				
DATE	OPPONENT	P/S	TK	S	A	SK	YDS	TFL	YDS	QBH	NO	YDS	LG	TD	PD	FF	FR	TD	YDS	TK	S	A	FF	FR	S	A	W/L	SCORE
09/13	Ravens	P	3	3	0	1.0	6.0	0	0	1	0	0	0	0	0	1	0	0	0	0	0	0	0	0	0	0	W	33-27+
09/19	at Steelers	P	1	1	0	0.0	0.0	0	0	0	0	0	0	0	0	0	0	0	0	0	0	0	0	0	0	0	W	26-17
09/26	Dolphins	P	4	1	3	0.5	6.5	0	0	1	0	0	0	0	0	0	0	0	0	0	0	0	0	0	0	0	W	31-28+
2021 TOTALS		3-0	8	5	3	1.5	12.5	0	0	2	0	0	0	0	0	1	0	0	0	0	0	0	0	0	0	0	3-0	

+ - Overtime



YANNICK NGAKOE

91

POSITION: DE
HT/WT: 6-2/246
ACQUIRED: UFA -'21 (BAL.)
BORN: 03/31/95
RAIDERS SEASON: 1
NFL SEASON: 6
COLLEGE: Maryland
HOMETOWN: Washington, D.C.

2021: (9/13) vs. Bal.: Started in his Raiders debut, recording four tackles (two solo) and one pass defended before exiting early due to injury...**(9/19) at Pit.:** Started in the win, appearing exclusively on defense...**(9/26) vs. Mia.:** Recorded one tackle in the overtime win.


YANNICK NGAKOE'S NFL REGULAR SEASON DEFENSIVE STATISTICS

DATE	TEAM	GP	GS	TACKLES							INTERCEPTIONS						O. FUMB				ST					MISC	
				TK	S	A	TFL	YDS	SK	YDS	QBH	NO	YDS	LG	TD	PD	FF	FR	TD	YDS	TK	S	A	FF	FR	S	A
2016	Jaguars	16	15	23	20	3	6	37	8.0	45.0	14	1	9	9	0	2	4	0	0	0	0	0	0	0	0	0	0
2017	Jaguars	16	16	30	24	6	10	54	12.0	85.0	23	0	0	0	0	0	6	2	1	67	0	0	0	0	0	0	0
2018	Jaguars	16	16	28	25	3	13	69	9.5	62.5	33	0	0	0	0	1	0	0	0	0	0	0	0	0	0	0	0
2019	Jaguars	15	15	41	36	5	13	71	8.0	56.0	15	1	23	23t	1	6	4	1	0	-2	0	0	0	0	0	0	0
2020	Vikings	6	5	12	12	0	5	9	5.0	26.0	8	0	0	0	0	0	2	0	0	0	0	0	0	0	0	0	0
Went from Minnesota to Baltimore.																											
2020	Ravens	9	3	11	11	0	2	8	3.0	17.0	3	0	0	0	0	1	2	0	0	0	0	0	0	0	0	0	0
2020	TOTAL	15	8	23	23	0	7	17	8.0	43.0	11	0	0	0	0	1	4	0	0	0	0	0	0	0	0	0	0
2021	Raiders	3	3	6	2	4	0	0	0.0	0.0	2	0	0	0	0	1	0	0	0	0	0	0	0	0	0	0	0
NFL TOTALS		81	73	151	130	21	49	248	45.5	291.5	98	2	32	23T	1	11	18	3	1	65	0	0	0	0	0	0	0

YANNICK NGAKOE'S 2021 GXG REGULAR-SEASON STATISTICS (RAIDERS)

			TACKLES								INTERCEPTIONS					O. FUMB				ST				MISC					
DATE	OPPONENT	P/S	TK	S	A	SK	YDS	TFL	YDS	QBH	NO	YDS	LG	TD	PD	FF	FR	TD	YDS	TK	S	A	FF	FR	S	A	W/L	SCORE	
09/13	Ravens	S	5	2	3	0.0	0.0	0	0	1	0	0	0	0	1	0	0	0	0	0	0	0	0	0	0	0	W	33-27+	
09/19	at Steelers	S	0	0	0	0.0	0.0	0	0	0	0	0	0	0	0	0	0	0	0	0	0	0	0	0	0	0	W	26-17	
09/26	Dolphins	S	1	0	1	0.0	0.0	0	0	1	0	0	0	0	0	0	0	0	0	0	0	0	0	0	0	0	W	31-28+	
2021 TOTALS			3-3	6	2	4	0.0	0.0	0	0	2	0	0	0	0	1	0	0	0	0	0	0	0	0	0	0	0	3-0	

+ - Overtime



BRANDON PARKER

75

POSITION: T

HT/WT: 6-8/320

ACQUIRED: D3A-'18

BORN: 10/21/95

RAIDERS SEASON: 4

NFL SEASON: 4

COLLEGE: North Carolina A&T

HOMETOWN: Kannapolis, N.C.

2021: (9/13) vs. Bal.: Appeared exclusively on special teams in the win...**(9/19) at Pit.:** Subbed in on the line due to injury, helping Carr complete 28-of-37 passes for 382 yards with two TDs for a passer rating of 126.2...**(9/26) vs. Mia.:** Appeared exclusively on special teams in the win.


BRANDON PARKER'S NFL REGULAR SEASON STATISTICS

DATE	TEAM	GP	GS
2018	Raiders	15	12
2019	Raiders	11	3
2020	Raiders	11	4
2021	Raiders	3	0
NFL TOTALS		40	19

BRANDON PARKER'S 2021 GXG REGULAR-SEASON STATISTICS (RAIDERS)

DATE	OPPONENT	P/S	W/L	SCORE
09/13	Ravens	P	W	33-27+
09/19	at Steelers	P	W	26-17
09/26	Dolphins	P	W	31-28+
2021 TOTALS		3-0	3-0	

+ - Overtime



DENZEL PERRYMAN

52

POSITION: LB
HT/WT: 5-11/240
ACQUIRED: TR -'21
BORN: 05/12/92

RAIDERS SEASON: 1
NFL SEASON: 7
COLLEGE: Miami
HOMETOWN: Coral Gables, Fla.

2021: (9/13) vs. Bal.: Started in his Raiders debut, leading the team with 10 tackles (five solo) and recording one fumble recovery...**(9/19) at Pit.:** Led the team for the second consecutive week...Recorded 12 tackles (six) in the win...**(9/26) vs. Mia.:** Finished with a team- and career-high 14 tackles (10 solo), marking his third consecutive contest leading the team and with 10-plus tackles.

DENZEL PERRYMAN'S NFL REGULAR SEASON DEFENSIVE STATISTICS

DATE	TEAM	GP	GS	TACKLES							INTERCEPTIONS					O. FUMB					ST					MISC	
				TK	S	A	TFL	YDS	SK	YDS	QBH	NO	YDS	LG	TD	PD	FF	FR	TD	YDS	TK	S	A	FF	FR	S	A
2015	Chargers	14	9	67	58	9	8	35	2.0	23.0	3	0	0	0	0	0	1	0	0	0	6	6	0	0	0	0	0
2016	Chargers	12	11	71	55	16	8	25	2.0	8.0	2	1	1	1	0	2	0	0	0	0	1	1	0	0	0	0	0
2017	Chargers	7	6	37	25	12	1	1	0.0	0.0	0	0	0	0	0	0	0	1	0	0	0	0	0	0	0	0	0
2018	Chargers	9	9	51	30	21	1	0	0.0	0.0	1	1	16	16	0	2	0	0	0	0	0	0	0	0	0	0	0
2019	Chargers	14	10	68	51	17	5	7	0.0	0.0	0	1	0	0	0	1	1	0	0	0	0	0	0	0	0	0	0
2020	Chargers	13	6	48	25	23	3	12	1.0	9.0	2	0	0	0	0	1	1	0	0	0	0	0	0	0	0	0	0
2021	Raiders	3	3	36	21	15	0	0	0.0	0.0	0	0	0	0	0	0	0	1	0	1	0	0	0	0	0	0	0
NFL TOTALS		72	54	378	265	113	26	80	5.0	40.0	8	3	17	16	0	6	3	2	0	1	7	7	0	0	0	0	0

DENZEL PERRYMAN'S 2021 GXG REGULAR-SEASON STATISTICS (RAIDERS)

			TACKLES								INTERCEPTIONS					O. FUMB				ST					MISC			
DATE	OPPONENT	P/S	TK	S	A	SK	YDS	TFL	YDS	QBH	NO	YDS	LG	TD	PD	FF	FR	TD	YDS	TK	S	A	FF	FR	S	A	W/L	SCORE
09/13	Ravens	S	10	5	5	0.0	0.0	0	0	0	0	0	0	0	0	0	1	0	1	0	0	0	0	0	0	0	W	33-27+
09/19	at Steelers	S	12	6	6	0.0	0.0	0	0	0	0	0	0	0	0	0	0	0	0	0	0	0	0	0	0	0	W	26-17
09/26	Dolphins	S	14	10	4	0.0	0.0	0	0	0	0	0	0	0	0	0	0	0	0	0	0	0	0	0	0	0	W	31-28+
2021 TOTALS		3-3	36	21	15	0.0	0.0	0	0	0	0	0	0	0	0	0	1	0	1	0	0	0	0	0	0	0	3-0	

+ - Overtime



NATHAN PETERMAN

3

POSITION: QB
HT/WT: 6-2/225
ACQUIRED: FA-'18
BORN: 04/05/94

RAIDERS SEASON: 3
NFL SEASON: 5
COLLEGE: Pittsburgh
HOMETOWN: Jacksonville, Fla.

2021: (9/13) vs. Bal.: Inactive...(9/19) at Pit.: Did not play...(9/26) vs. Mia.: Did not play.

NATHAN PETERMAN'S NFL REGULAR SEASON PASSING STATISTICS

DATE	TEAM	GP	GS	ATT.	CMP.	PCT.	YDS	AVG.	TD	INT.	LG	SK	LST	RATE
2017	Bills	4	2	49	24	49.0	252	5.1	2	5	21	1	5	38.4
2018	Bills	4	2	81	44	54.3	296	3.7	1	7	26	7	34	30.7
2019	Raiders	0	0	0	0	0.0	0	0.0	0	0	0	0	0	0.0
2020	Raiders	1	0	5	3	60.0	25	5.0	0	0	12	2	16	72.9
2021	Raiders	0	0	0	0	0.0	0	0.0	0	0	0	0	0	0.0
TOTALS		9	4	135	71	52.6	573	4.2	3	12	26	10	55	34.0

NATHAN PETERMAN'S NFL REGULAR SEASON RUSHING STATISTICS

DATE	TEAM	NO	YD	AVG.	LG	TD
		.	S.			
2017	Bills	7	23	3.3	9	0
2018	Bills	10	50	5.0	24	1
2019	Raiders	0	0	0.0	0	0
2020	Raiders	1	9	9.0	9	0
2021	Raiders	0	0	0.0	0	0
TOTALS		18	82	4.6	24	1

NATHAN PETERMAN'S NFL REGULAR SEASON PASSING/RUSHING STATISTICS

				PASSING											RUSHING				
DATE	TEAM	GP	GS	ATT.	CMP.	PCT.	YDS	AVG.	TD	INT.	LG	SK	LST	RATE	NO.	YDS.	AVG.	LG	TD
2017	Bills	4	2	49	24	49.0	252	5.1	2	5	21	1	5	38.4	7	23	3.3	9	0
2018	Bills	4	2	81	44	54.3	296	3.7	1	7	26	7	34	30.7	10	50	5.0	24	1
2019	Raiders	0	0	0	0	0.0	0	0.0	0	0	0	0	0	0.0	0	0	0.0	0	0
2020	Raiders	1	0	5	3	60.0	25	5.0	0	0	12	2	16	72.9	1	9	9.0	9	0
2021	Raiders	0	0	0	0	0.0	0	0.0	0	0	0	0	0	0.0	0	0	0.0	0	0
TOTALS		9	4	135	71	52.6	573	4.2	3	12	26	10	55	34.0	18	82	4.6	24	1

NATHAN PETERMAN'S 2021 GXG REGULAR-SEASON STATISTICS (RAIDERS)

DATE	OPPONENT	P/S	PASSING											RUSHING				W/L	SCORE
			ATT	CMP	YDS	PCT	Y/A	Y/C	TD	INT	LG	SK/YD	RATE	ATT	YDS	LG	TD		
09/13	Ravens		ON INACTIVE LIST															W	33-27+
09/19	at Steelers		DID NOT PLAY (NON-INJURY)															W	26-17
09/26	Dolphins		DID NOT PLAY (NON-INJURY)															W	31-28+
2021 TOTALS		0-0	0	0	0	0.0	0.0	0.0	0	0	0	0/0	0.0	0	0	0	0	3-0	

+ - Overtime



DARIUS PHILON

96

POSITION: DT
HT/WT: 6-1/286
ACQUIRED: FA-'21
BORN: 01/22/94

RAIDERS SEASON: 1
NFL SEASON: 5
COLLEGE: Arkansas
HOMETOWN: Mobile, Ala.

2021: (9/13) vs. Bal.: Made his Raiders debut, recording two tackles and one fumble recovery...**(9/19) at Pit.:** Saw action in a reserve role on defense...**(9/26) vs. Mia.:** Finished with four stops on defense.


DARIUS PHILON'S NFL REGULAR SEASON DEFENSIVE STATISTICS

DATE	TEAM	GP	GS	TACKLES							INTERCEPTIONS							O. FUMB				ST				MISC	
				TK	S	A	TFL	YDS	SK	YDS	QBH	NO	YDS	LG	TD	PD	FF	FR	TD	YDS	TK	S	A	FF	FR	S	A
2015	Chargers	8	0	5	4	1	2	6	0.0	0.0	2	0	0	0	0	1	0	0	0	0	0	0	0	0	0	0	0
2016	Chargers	14	2	11	7	4	0	0	1.0	0.0	2	0	0	0	0	0	0	0	0	0	0	0	0	0	0	0	0
2017	Chargers	16	4	31	16	15	7	29	4.5	26.0	9	0	0	0	0	1	1	0	0	0	0	0	0	0	0	0	0
2018	Chargers	16	13	33	19	14	7	22	4.0	17.5	9	0	0	0	0	0	1	0	0	0	0	0	0	0	0	0	0
2021	Raiders	3	0	6	3	3	1	3	0.0	0.0	0	0	0	0	0	0	0	1	0	0	0	0	0	0	0	0	0
NFL TOTALS		57	19	86	49	37	17	60	9.5	43.5	22	0	0	0	0	2	2	1	0	0	0	0	0	0	0	0	0

DARIUS PHILON'S 2021 GXG REGULAR-SEASON STATISTICS (RAIDERS)

			TACKLES								INTERCEPTIONS					O. FUMB				ST					MISC		W/L	SCORE
DATE	OPPONENT	P/S	TK	S	A	SK	YDS	TFL	YDS	QBH	NO	YDS	LG	TD	PD	FF	FR	TD	YDS	TK	S	A	FF	FR	S	A		
09/13	Ravens	P	2	1	1	0.0	0.0	1	3	0	0	0	0	0	0	0	1	0	0	0	0	0	0	0	0	0	W	33-27+
09/19	at Steelers	P	0	0	0	0.0	0.0	0	0	0	0	0	0	0	0	0	0	0	0	0	0	0	0	0	0	0	W	26-17
09/26	Dolphins	P	4	2	2	0.0	0.0	0	0	0	0	0	0	0	0	0	0	0	0	0	0	0	0	0	0	0	W	31-28+
2021 TOTALS		3-0	6	3	3	0.0	0.0	1	3	0	0	0	0	0	0	0	1	0	0	0	0	0	0	0	0	0	3-0	

+ - Overtime



HUNTER RENFROW

13

POSITION: WR
HT/WT: 5-10/185
ACQUIRED: D5-'19
BORN: 12/21/95

RAIDERS SEASON: 3
NFL SEASON: 3
COLLEGE: Clemson
HOMETOWN: Myrtle Beach, S.C.

2021: (9/13) vs. Bal.: Recorded six receptions for 70 yards in the season opener...**(9/19) at Pit.:** Finished with five receptions for 57 yards in the win...Also returned two punts for 26 yards...**(9/26) vs. Mia.:** Tied the team-high five receptions for 77 yards with one TD in the win.

HUNTER RENFROW'S NFL REGULAR SEASON RUSHING/RECEIVING STATISTICS

DATE	TEAM	GP	GS	RECEIVING					RUSHING				
				NO.	YDS.	AVG.	LG	TD	NO.	YDS.	AVG.	LG	TD
2019	Raiders	13	4	49	605	12.3	65t	4	0	0	0.0	0	0
2020	Raiders	16	6	56	656	11.7	53	2	0	0	0.0	0	0
2021	Raiders	3	0	16	204	12.8	27	1	0	0	0.0	0	0
NFL TOTALS		32	10	121	1,465	12.1	65T	7	0	0	0.0	0	0

HUNTER RENFROW'S NFL REGULAR SEASON RETURN STATISTICS

KICKOFF RETURNS							PUNT RETURNS					
DATE	TEAM	RET.	YDS.	AVG.	LG	TD	NO.	FC	YDS.	AVG.	LG	TD
2019	Raiders	0	0	0.0	0	0	5	4	38	7.6	13	0
2020	Raiders	0	0	0.0	0	0	23	10	265	11.5	32	0
2021	Raiders	0	0	0.0	0	0	6	3	45	7.5	16	0
NFL TOTALS		0	0	0.0	0	0	34	17	348	10.2	32	0

100-YARD RECEIVING GAMES (2): REGULAR SEASON

DATE	TEAM	NO.	YDS.	AVG.	LG	TD
12/22/19	at Chargers	7	107	15.3	56t	1
12/29/19	at Broncos	6	102	17.0	39	1

HUNTER RENFROW'S 2021 GXG REGULAR-SEASON STATISTICS (RAIDERS)

DATE	OPPONENT	P/S	RECEIVING					RUSHING					W/L	SCORE
			NO.	YDS.	AVG.	LG	TD	NO.	YDS.	AVG.	LG	TD		
09/13	Ravens	P	6	70	11.7	27	0	0	0	0.0	0	0	W	33-27+
09/19	at Steelers	P	5	57	11.4	23	0	0	0	0.0	0	0	W	26-17
09/26	Dolphins	P	5	77	15.4	25	1	0	0	0.0	0	0	W	31-28+
2021 TOTALS		3-0	16	204	12.8	27	1	0	0	0.0	0	0	3-0	

+ - Overtime



AMIK ROBERTSON

21

POSITION: CB
HT/WT: 5-9/183
ACQUIRED: D4B-'20
BORN: 06/07/98
RAIDERS SEASON: 2
NFL SEASON: 2
COLLEGE: Louisiana Tech
HOMETOWN: Thibodaux, La.

2021: (9/13) vs. Bal.: Saw limited action on special teams...(9/19) **at Pit.:** Appeared in a reserve role on defense, while seeing extensive action and recording one stop on special teams...(9/26) **vs. Mia.:** Recorded one tackle in the overtime win.


AMIK ROBERTSON'S NFL REGULAR SEASON DEFENSIVE STATISTICS

DATE	TEAM	GP	GS	TACKLES								INTERCEPTIONS							O. FUMB				ST					MISC	
				TK	S	A	TFL	YDS	SK	YDS	QBH	NO	YDS	LG	TD	PD	FF	FR	TD	YDS	TK	S	A	FF	FR	S	A		
2020	Raiders	9	0	4	3	1	0	0	0.0	0.0	0	0	0	0	0	0	0	0	0	0	0	0	0	0	0	0	0	0	0
2021	Raiders	3	0	1	1	0	0	0	0.0	0.0	0	0	0	0	0	0	0	0	0	0	1	0	1	0	0	0	0	0	0
NFL TOTALS		12	0	5	4	1	0	0	0.0	0.0	0	0	0	0	0	0	0	0	0	0	1	0	1	0	0	0	0	0	0

AMIK ROBERTSON'S 2021 GXG REGULAR-SEASON STATISTICS (RAIDERS)

			TACKLES								INTERCEPTIONS					O. FUMB				ST					MISC			
DATE	OPPONENT	P/S	TK	S	A	SK	YDS	TFL	YDS	QBH	NO	YDS	LG	TD	PD	FF	FR	TD	YDS	TK	S	A	FF	FR	S	A	W/L	SCORE
09/13	Ravens	P	0	0	0	0.0	0.0	0	0	0	0	0	0	0	0	0	0	0	0	0	0	0	0	0	0	0	W	33-27+
09/19	at Steelers	P	0	0	0	0.0	0.0	0	0	0	0	0	0	0	0	0	0	0	0	1	0	1	0	0	0	0	W	26-17
09/26	Dolphins	P	1	1	0	0.0	0.0	0	0	0	0	0	0	0	0	0	0	0	0	0	0	0	0	0	0	0	W	31-28+
2021 TOTALS		3-0	1	1	0	0.0	0.0	0	0	0	0	0	0	0	0	0	0	0	0	1	0	1	0	0	0	0	3-0	

+ - Overtime



HENRY RUGGS III

11

POSITION: WR
HT/WT: 6-0/190
ACQUIRED: D1A-'20
BORN: 01/24/99
RAIDERS SEASON: 2
NFL SEASON: 2
COLLEGE: Alabama
HOMETOWN: Montgomery, Ala.

2021: (9/13) vs. Bal.: Started in the season opener, recording two receptions for 46 yards with a 37-yard long...(9/19) **at Pit.:** Finished the contest with 113 yards on five receptions with a 61-yard long TD...(9/26) **vs. Mia.:** Started in the win, recording 78 yards on four receptions.

HENRY RUGGS III'S NFL REGULAR SEASON RUSHING/RECEIVING STATISTICS

DATE	TEAM	GP	GS	RECEIVING					RUSHING				
				NO.	YDS.	AVG.	LG	TD	NO.	YDS.	AVG.	LG	TD
2020	Raiders	13	12	26	452	17.4	72t	2	9	49	5.4	12	0
2021	Raiders	3	3	11	237	21.5	61t	1	2	9	4.5	7	0
NFL TOTALS		16	15	37	689	18.6	72T	3	11	58	5.3	12	0

HENRY RUGGS III'S NFL REGULAR SEASON RETURN STATISTICS

KICKOFF RETURNS							PUNT RETURNS					
DATE	TEAM	RET.	YDS.	AVG.	LG	TD	NO.	FC	YDS.	AVG.	LG	TD
2020	Raiders	7	141	20.1	32	0	0	0	0	0.0	0	0
2021	Raiders	4	70	17.5	22	0	0	0	0	0.0	0	0
NFL TOTALS		11	211	19.2	32	0	0	0	0	0.0	0	0


100-YARD RECEIVING GAMES (2): REGULAR SEASON

DATE	TEAM	NO.	YDS.	AVG.	LG	TD
10/11/20	at Chiefs	2	118	59.0	72t	1
09/19/21	at Steelers	5	113	22.6	61t	1

HENRY RUGGS III'S 2021 GYG REGULAR-SEASON STATISTICS (RAIDERS)

DATE	OPPONENT	P/S	RECEIVING					RUSHING					W/L	SCORE
			NO.	YDS.	AVG.	LG	TD	NO.	YDS.	AVG.	LG	TD		
09/13	Ravens	S	2	46	23.0	37	0	0	0	0.0	0	0	W	33-27+
09/19	at Steelers	S	5	113	22.6	61t	1	1	2	2.0	2	0	W	26-17
09/26	Dolphins	S	4	78	19.5	23	0	1	7	7.0	7	0	W	31-28+
2021 TOTALS		3-3	11	237	21.5	61T	1	2	9	4.5	7	0	3-0	

+ - Overtime



TRENT SIEG

47

POSITION: LS
HT/WT: 6-3/240
ACQUIRED: FA-'18
BORN: 05/19/95

RAIDERS SEASON: 4
NFL SEASON: 4
COLLEGE: Colorado State
HOMETOWN: Eaton, Colo.

2021: (9/13) vs. Bal.: Snapped on six punts, two FG attempts and three PATs...(9/19) **at Pit.:** Snapped on four punts, four FG attempts and two PATs...(9/26) **vs. Mia.:** Snapped on four punts, three FG attempts and three PATs.


TRENT SIEG'S NFL REGULAR SEASON STATISTICS

DATE	TEAM	GP
2018	Ravens	0
Went from Baltimore to Oakland.		
2018	Raiders	15
2018	TOTAL	15
2019	Raiders	16
2020	Raiders	16
2021	Raiders	3
NFL TOTALS		50

TRENT SIEG'S 2021 GXG REGULAR-SEASON STATISTICS (RAIDERS)

DATE	OPPONENT		W/L	SCORE
09/13	Ravens	P	W	33-27+
09/19	at Steelers	P	W	26-17
09/26	Dolphins	P	W	31-28+
2021 TOTALS		3	3-0	

+ - Overtime



JORDAN SIMMONS

60

POSITION: G

HT/WT: 6-4/339

ACQUIRED: FA-'21

BORN: 07/15/94

RAIDERS SEASON: 1

NFL SEASON: 4

COLLEGE: USC

HOMETOWN: Inglewood, Calif.

2021: (9/19) at Pit.: Inactive...(9/26) vs. Mia.: Did not play.

JORDAN SIMMONS' NFL REGULAR SEASON STATISTICS

DATE	TEAM	GP	GS
2017	Raiders	0	0
2018	Seahawks	6	3
2018	Raiders	0	0
2018	TOTAL	6	3
2019	Seahawks	0	0
2020	Seahawks	14	6
2021	Seahawks	0	0
NFL TOTALS		20	9

Went from **Seattle** to **Oakland**.

JORDAN SIMMONS' 2021 GXG REGULAR-SEASON STATISTICS (SEAHAWKS)

DATE	OPPONENT	P/S	W/L	SCORE
09/12	at Colts		W	28-16
09/19	Titans		L	30-33+
2021 TOTALS		0-0	1-1	

+ - Overtime

PRACTICE SQUAD
2



JOHN SIMPSON

76

POSITION: G

HT/WT: 6-4/330

ACQUIRED: D4A - '20

BORN: 08/19/97

RAIDERS SEASON: 2

NFL SEASON: 2

COLLEGE: Clemson

HOMETOWN: North Charleston, S.C.

2021: (9/13) vs. Bal.: Started at left guard in the season opener..Helped allow QB Derek Carr to record 435 passing yards, marking the third-most of his career...(9/19) at Pit.: Started at left guard in the win, helping Carr complete 28-of-37 passes for 382 yards with two TDs for a passer rating of 126.2...(9/26) vs. Mia.: Started at left guard in the win...Helped pave the way for a season-high 497 yards of total offense, including 140 rushing yards...Allowed Carr to complete 26-of-43 passing for 386 yards, marking his third consecutive game with at least 325 passing yards.

JOHN SIMPSON'S NFL REGULAR SEASON STATISTICS

DATE	TEAM	GP	GS
2020	Raiders	7	2
2021	Raiders	3	3
NFL TOTALS		10	5

JOHN SIMPSON'S 2021 GXG REGULAR-SEASON STATISTICS (RAIDERS)

DATE	OPPONENT	P/S	W/L	SCORE
09/13	Ravens	S	W	33-27+
09/19	at Steelers	S	W	26-17
09/26	Dolphins	S	W	31-28+
2021 TOTALS		3-3	3-0	

+ - Overtime



WILLIE SNEAD IV

17

POSITION: WR
HT/WT: 5-11/205
ACQUIRED: UFA-'21 (BAL.)
BORN: 10/17/92
RAIDERS SEASON: 1
NFL SEASON: 7
COLLEGE: Ball State
HOMETOWN: Muskegon Heights, Mich.

2021: (9/13) vs. Bal.: Made his Raiders debut, appearing on offense and special teams...(9/19) **at Pit.:** Recorded one reception for 14 yards in the win...(9/26) **vs. Mia.:** Saw limited action on both offense and special teams.

WILLIE SNEAD IV'S NFL REGULAR SEASON RUSHING/RECEIVING STATISTICS

DATE	TEAM	GP	GS	RECEIVING					RUSHING				
				NO.	YDS.	AVG.	LG	TD	NO.	YDS.	AVG.	LG	TD
2015	Saints	15	8	69	984	14.3	63	3	0	0	0.0	0	0
2016	Saints	15	4	72	895	12.4	49	4	0	0	0.0	0	0
2017	Saints	11	7	8	92	11.5	26	0	0	0	0.0	0	0
2018	Ravens	16	10	62	651	10.5	28	1	1	13	13.0	13	0
2019	Ravens	16	11	31	339	10.9	50t	5	2	2	1.0	2	0
2020	Ravens	13	8	33	432	13.1	34	3	0	0	0.0	0	0
2021	Raiders	3	0	1	14	14.0	14	0	0	0	0.0	0	0
NFL TOTALS		89	48	276	3,407	12.3	63	16	3	15	5.0	13	0

WILLIE SNEAD IV'S NFL REGULAR SEASON RETURN STATISTICS

KICKOFF RETURNS													PUNT RETURNS					
DATE	TEAM	RET.	YDS.	AVG.	LG	TD	NO.	FC	YDS.	AVG.	LG	TD						
2015	Saints	0	0	0.0	0	0	0	0	0	0.0	0	0						
2016	Saints	0	0	0.0	0	0	0	0	0	0.0	0	0						
2017	Saints	1	18	18.0	18	0	1	0	0	0.0	0	0						
2018	Ravens	1	13	13.0	13	0	0	0	0	0.0	0	0						
2019	Ravens	1	19	19.0	19	0	0	0	0	0.0	0	0						
2020	Ravens	1	5	5.0	5	0	0	0	0	0.0	0	0						
2021	Raiders	0	0	0.0	0	0	0	0	0	0.0	0	0						
NFL TOTALS		4	55	13.8	19	0	1	0	0	0.0	0	0						


100-YARD RECEIVING GAMES (4): REGULAR SEASON

DATE	TEAM	NO.	YDS.	AVG.	LG	TD
10/11/15	at Eagles	6	141	23.5	59	0
12/13/15	at Buccaneers	7	122	17.4	41	0
09/11/16	RAIDERS	9	172	19.1	49	1
11/01/20	STEELERS	5	106	21.2	34	0

WILLIE SNEAD IV'S 2021 GXG REGULAR-SEASON STATISTICS (RAIDERS)

DATE	OPPONENT	P/S	RECEIVING					RUSHING					W/L	SCORE
			NO.	YDS.	AVG.	LG	TD	NO.	YDS.	AVG.	LG	TD		
09/13	Ravens	P	0	0	0.0	0	0	0	0	0.0	0	0	W	33-27+
09/19	at Steelers	P	1	14	14.0	14	0	0	0	0.0	0	0	W	26-17
09/26	Dolphins	P	0	0	0.0	0	0	0	0	0.0	0	0	W	31-28+
2021 TOTALS		3-0	1	14	14.0	14	0	0	0	0.0	0	0	3-0	

+ - Overtime



DAMION SQUARE

97

POSITION: DT
HT/WT: 6-2/293
ACQUIRED: FA-'21
BORN: 02/06/89

RAIDERS SEASON: 1
NFL SEASON: 9
COLLEGE: Alabama
HOMETOWN: Houston, Texas

2021: (9/19) at Pit.: Inactive...(9/26) vs. Mia.: Inactive.

DAMION SQUARE'S NFL REGULAR SEASON DEFENSIVE STATISTICS

				TACKLES								INTERCEPTIONS						O. FUMB				ST						MISC	
DATE	TEAM	GP	GS	TK	S	A	TFL	YDS	SK	YDS	QBH	NO	YDS	LG	TD	PD	FF	FR	TD	YDS	TK	S	A	FF	FR	S	A		
2013	Eagles	10	0	4	4	0	1	5	0.0	0.0	0	0	0	0	0	1	0	0	0	0	0	0	0	0	0	0	0		
2014	Chiefs	0	0	0	0	0	0	0	0.0	0.0	0	0	0	0	0	0	0	0	0	0	0	0	0	0	0	0	0		
Went from Kansas City to San Diego.																													
2014	Chargers	0	0	0	0	0	0	0	0.0	0.0	0	0	0	0	0	0	0	0	0	0	0	0	0	0	0	0	0		
2014	TOTAL	0	0	0	0	0	0	0	0.0	0.0	0	0	0	0	0	0	0	0	0	0	0	0	0	0	0	0	0		
2015	Chargers	6	1	6	5	1	0	0	0.0	0.0	2	0	0	0	0	0	0	0	1	0	0	0	0	0	0	0	0		
2016	Chargers	11	7	13	8	5	4	21	2.5	16.5	4	0	0	0	0	0	0	0	0	0	0	0	0	0	0	0	0		
2017	Chargers	16	0	19	13	6	1	8	0.0	0.0	1	0	0	0	0	3	0	1	0	0	0	0	0	0	0	0	0		
2018	Chargers	16	11	31	16	15	3	9	3.0	13.5	7	0	0	0	0	3	0	0	0	0	0	0	0	0	0	0	0		
2019	Chargers	16	4	27	15	12	1	1	0.0	0.0	1	0	0	0	0	2	0	0	0	0	0	0	0	0	0	0	0		
2020	Chargers	16	1	20	9	11	1	1	1.0	1.0	2	0	0	0	0	0	0	0	0	0	0	0	0	0	0	0	0		
2021	Saints	0	0	0	0	0	0	0	0.0	0.0	0	0	0	0	0	0	0	0	0	0	0	0	0	0	0	0	0		
Went from New Orleans to Chicago.																													
2021	Bears	0	0	0	0	0	0	0	0.0	0.0	0	0	0	0	0	0	0	0	0	0	0	0	0	0	0	0	0		
2021	TOTAL	0	0	0	0	0	0	0	0.0	0.0	0	0	0	0	0	0	0	0	0	0	0	0	0	0	0	0	0		
NFL TOTALS		91	24	120	70	50	11	45	6.5	31.0	17	0	0	0	0	9	0	2	0	0	0	0	0	0	0	0	0		

DAMION SQUARE'S 2021 GXG REGULAR-SEASON STATISTICS (SAINTS/BEARS)

			TACKLES							INTERCEPTIONS					O. FUMB				ST				MISC					
DATE	OPPONENT	P/S	TK	S	A	SK	YDS	TFL	YDS	QBH	NO	YDS	LG	TD	PD	FF	FR	TD	YDS	TK	S	A	FF	FR	S	A	W/L	SCORE
09/12	Packers		DID NOT PLAY																								W	38-3
Went from Saints to Bears.																												
09/19	Bengals		2																								W	20-17
09/26	at Browns		2																								L	6-26
2021 TOTALS			0	0	0	0.0	0.0	0	0	0	0	0	0	0	0	0	0	0	0	0	0	0	0	0	0	0	2-1	



RODERIC TEAMER

33

POSITION: S
HT/WT: 6-0/205
ACQUIRED: FA-'21
BORN: 12/05/97

RAIDERS SEASON: 1
NFL SEASON: 2
COLLEGE: Tulane
HOMETOWN: New Orleans, La.

2021: (9/13) vs. Bal.: Inactive...(9/19) at Pit.: Inactive...(9/26) vs. Mia.: Inactive.

RODERIC TEAMER'S NFL REGULAR SEASON DEFENSIVE STATISTICS

						TACKLES						INTERCEPTIONS					O. FUMB				ST					MISC	
DATE	TEAM	GP	GS	TK	S	A	TFL	YDS	SK	YDS	QBH	NO	YDS	LG	TD	PD	FF	FR	TD	YDS	TK	S	A	FF	FR	S	A
2019	Chargers	7	6	40	30	10	1	1	1.0	0.0	1	1	3	3	0	2	0	0	0	0	0	0	0	0	0	0	0
2021	Colts	0	0	0	0	0	0	0	0.0	0.0	0	0	0	0	0	0	0	0	0	0	0	0	0	0	0	0	0
NFL TOTALS		7	6	40	30	10	1	1	1.0	0.0	1	1	3	3	0	2	0	0	0	0	0	0	0	0	0	0	0

RODERIC TEAMER'S 2021 GXG REGULAR-SEASON STATISTICS (COLTS)

			TACKLES							INTERCEPTIONS					O. FUMB				ST				MISC						
DATE	OPPONENT	P/S	TK	S	A	SK	YDS	TFL	YDS	QBH	NO	YDS	LG	TD	PD	FF	FR	TD	YDS	TK	S	A	FF	FR	S	A	W/L	SCORE	
09/12	Seahawks											NOT ON ROSTER																L	16-28
09/19	Rams											NOT ON ROSTER																L	24-27
09/26	at Titans											NOT ON ROSTER																L	16-25
2021 TOTALS			0	0	0	0.0	0.0	0	0	0	0	0	0	0	0	0	0	0	0	0	0	0	0	0	0	0	0-3		



SOLOMON THOMAS

92

POSITION: DT

HT/WT: 6-3/295

ACQUIRED: UFA -'21 (SF)

BORN: 08/26/95

RAIDERS SEASON: 1

NFL SEASON: 5

COLLEGE: Stanford

HOMETOWN: Coppell, Texas

2021: (9/13) vs. Bal.: Made his Raider debut, appearing exclusively on defense...(9/19) at Pit.: Recorded two tackles, one tackle for loss, two sacks and one pass defended in the win...His two sacks marked a single-game career high...(9/26) vs. Mia.: Combined with DE Carl Cassib to take down QB Jacoby Brissett for a loss of 6.5 yards...Finished with four stops on defense and one forced fumble.

SOLOMON THOMAS' NFL REGULAR SEASON DEFENSIVE STATISTICS

DATE	TEAM	GP	GS	TACKLES								INTERCEPTIONS					O. FUMB				ST					MISC	
				TK	S	A	TFL	YDS	SK	YDS	QBH	NO	YDS	LG	TD	PD	FF	FR	TD	YDS	TK	S	A	FF	FR	S	A
2017	49ers	14	12	41	34	7	10	23	3.0	9.0	11	0	0	0	0	0	0	1	0	0	0	0	0	0	0	0	0
2018	49ers	16	13	31	24	7	3	10	1.0	2.0	6	0	0	0	0	0	0	0	0	0	0	0	0	0	0	0	0
2019	49ers	16	3	21	15	6	3	10	2.0	9.0	6	0	0	0	0	0	0	0	0	0	0	0	0	0	0	0	0
2020	49ers	2	2	2	0	2	0	0	0.0	0.0	0	0	0	0	0	0	0	0	0	0	0	0	0	0	0	0	0
2021	Raiders	3	0	6	3	3	1	3	2.5	9.5	3	0	0	0	0	1	1	0	0	0	0	0	0	0	0	0	0
NFL TOTALS		51	30	101	76	25	17	46	8.5	29.5	26	0	0	0	0	1	1	1	0	0	0	0	0	0	0	0	0

SOLOMON THOMAS' 2021 GXG REGULAR-SEASON STATISTICS (RAIDERS)

DATE	OPPONENT	P/S	TACKLES								INTERCEPTIONS					O. FUMB				ST					MISC		W/L	SCORE
			TK	S	A	SK	YDS	TFL	YDS	QBH	NO	YDS	LG	TD	PD	FF	FR	TD	YDS	TK	S	A	FF	FR	S	A		
09/13	Ravens	P	0	0	0	0.0	0.0	0	0	0	0	0	0	0	0	0	0	0	0	0	0	0	0	0	0	0	W	33-27+
09/19	at Steelers	P	2	2	0	2.0	3.0	1	3	2	0	0	0	0	1	0	0	0	0	0	0	0	0	0	0	0	W	26-17
09/26	Dolphins	P	4	1	3	0.5	6.5	0	0	1	0	0	0	0	0	1	0	0	0	0	0	0	0	0	0	0	W	31-28+
2021 TOTALS		3-0	6	3	3	2.5	9.5	1	3	3	0	0	0	0	1	1	0	0	0	0	0	0	0	0	0	0	3-0	

+ - Overtime



DARREN WALLER

83

POSITION: TE
HT/WT: 6-6/255
ACQUIRED: FA-'18
BORN: 09/13/92

RAIDERS SEASON: 4
NFL SEASON: 5
COLLEGE: Georgia Tech
HOMETOWN: Acworth, Ga.

2021: (9/13) vs. Bal.: Finished the night with 10 receptions for 105 yards with one TD...Registered his 11th career 100-yard receiving game and his fourth career game with 10 or more receptions...The contest marked his fourth straight game with 100-plus receiving yards, dating back to Dec. 17, 2020...(9/19) at Pit.: Started and recorded 65 yards on five receptions with a 25-yard long...(9/26) vs. Mia.: Recorded five receptions for 54 yards in the win.

DARREN WALLER'S NFL REGULAR SEASON RUSHING/RECEIVING STATISTICS

DATE	TEAM	GP	GS	RECEIVING					RUSHING				
				NO.	YDS.	AVG.	LG	TD	NO.	YDS.	AVG.	LG	TD
2015	Ravens	6	1	2	18	9.0	17	0	0	0	0.0	0	0
2016	Ravens	12	3	10	85	8.5	15	2	0	0	0.0	0	0
2018	Ravens	0	0	0	0	0.0	0	0	0	0	0.0	0	0
Went from Baltimore to Oakland.													
2018	Raiders	4	0	6	75	12.5	44	0	1	21	21.0	21	0
2018	TOTAL	4	0	6	75	12.5	44	0	1	21	21.0	21	0
2019	Raiders	16	16	90	1,145	12.7	75	3	2	5	2.5	7	0
2020	Raiders	16	15	107	1,196	11.2	38t	9	0	0	0.0	0	0
2021	Raiders	3	3	20	224	11.2	25	1	0	0	0.0	0	0
NFL TOTALS		57	38	235	2,743	11.7	75	15	3	26	8.7	21	0

DARREN WALLER'S NFL REGULAR SEASON RETURN STATISTICS

KICKOFF RETURNS							PUNT RETURNS					
DATE	TEAM	RET.	YDS.	AVG.	LG	TD	NO.	FC	YDS.	AVG.	LG	TD
2015	Ravens	0	0	0.0	0	0	0	0	0	0.0	0	0
2016	Ravens	0	0	0.0	0	0	0	0	0	0.0	0	0
2018	Ravens	0	0	0.0	0	0	0	0	0	0.0	0	0
Went from Baltimore to Oakland.												
2018	Raiders	0	0	0.0	0	0	0	0	0	0.0	0	0
2018	TOTAL	0	0	0.0	0	0	0	0	0	0.0	0	0
2019	Raiders	0	0	0.0	0	0	0	0	0	0.0	0	0
2020	Raiders	0	0	0.0	0	0	0	0	0	0.0	0	0
2021	Raiders	0	0	0.0	0	0	0	0	0	0.0	0	0
NFL TOTALS		0	0	0.0	0	0	0	0	0	0.0	0	0


100-YARD RECEIVING GAMES (11): REGULAR SEASON

DATE	TEAM	NO.	YDS.	AVG.	LG	TD
09/22/19	at Vikings	13	134	10.3	30	0
10/20/19	at Packers	7	126	18.0	48	2
12/01/19	at Chiefs	7	100	14.3	24	0
12/15/19	JAGUARS	8	122	15.3	36	0
12/29/19	at Broncos	6	107	17.8	75	0
09/21/20	SAINTS	12	105	8.8	18	1
12/06/20	at Jets	13	200	15.4	38t	2
12/17/20	CHARGERS	9	150	16.7	35t	1
12/26/20	DOLPHINS	5	112	22.4	33	0
01/03/21	at Broncos	9	117	13.0	28t	1
09/13/21	RAVENS	10	105	10.5	24	1

DARREN WALLER'S 2021 GXG REGULAR-SEASON STATISTICS (RAIDERS)

DATE	OPPONENT	P/S	RECEIVING					RUSHING					W/L	SCORE
			NO.	YDS.	AVG.	LG	TD	NO.	YDS.	AVG.	LG	TD		
09/13	Ravens	S	10	105	10.5	24	1	0	0	0.0	0	0	W	33-27+
09/19	at Steelers	S	5	65	13.0	25	0	0	0	0.0	0	0	W	26-17
09/26	Dolphins	S	5	54	10.8	23	0	0	0	0.0	0	0	W	31-28+
2021 TOTALS		3-3	20	224	11.2	25	1	0	0	0.0	0	0	3-0	

+ - Overtime



K.J. WRIGHT

34

POSITION: LB
HT/WT: 6-4/246
ACQUIRED: FA-'21
BORN: 07/23/89

RAIDERS SEASON: 1
NFL SEASON: 11
COLLEGE: Mississippi State
HOMETOWN: Olive Branch, Miss.

2021: (9/13) vs. Bal.: Made his Raiders debut, recording two tackles in the win...**(9/19) at Pit.:** Appeared on defense in a reserve role...**(9/26) vs. Mia.:** Appeared in a reserve role on both defense and special teams.

K.J. WRIGHT'S NFL REGULAR SEASON DEFENSIVE STATISTICS

				TACKLES								INTERCEPTIONS						O. FUMB				ST					MISC	
DATE	TEAM	GP	GS	TK	S	A	TFL	YDS	SK	YDS	QBH	NO	YDS	LG	TD	PD	FF	FR	TD	YDS	TK	S	A	FF	FR	S	A	
2011	Seahawks	16	12	61	46	15	10	0	2.0	9.0	4	0	0	0	0	3	1	1	0	30	4	4	0	0	0	0	0	
2012	Seahawks	15	15	96	66	30	8	0	1.0	13.0	3	1	24	24	0	5	1	0	0	0	2	2	0	0	0	0	0	
2013	Seahawks	13	13	80	46	34	4	12	1.5	4.5	2	0	0	0	0	4	0	1	0	0	0	0	0	0	0	0	0	
2014	Seahawks	16	16	106	73	33	5	11	2.0	8.0	2	0	0	0	0	4	3	1	0	0	1	0	1	0	0	0	0	
2015	Seahawks	16	16	116	71	45	4	13	1.0	11.0	2	0	0	0	0	3	4	2	0	4	0	0	0	0	0	0	0	
2016	Seahawks	16	16	126	72	54	12	29	4.0	7.0	8	0	0	0	0	5	1	1	0	0	0	0	0	0	0	0	0	
2017	Seahawks	15	15	108	71	37	5	14	0.0	0.0	3	1	1	1	0	6	0	1	0	0	0	0	0	0	0	0	0	
2018	Seahawks	5	5	23	15	8	2	7	0.0	0.0	0	0	0	0	0	3	0	0	0	0	0	0	0	0	0	0	0	
2019	Seahawks	16	16	132	67	65	5	11	0.0	0.0	1	3	10	11	0	11	0	0	0	0	0	0	0	0	0	0	0	
2020	Seahawks	16	16	86	60	26	11	35	2.0	8.0	3	1	7	7	0	10	1	2	0	0	0	0	0	0	0	0	0	
2021	Raiders	3	0	4	2	2	1	0	0.0	0.0	0	0	0	0	0	0	0	0	0	0	0	0	0	0	0	0	0	
NFL TOTALS		147	140	938	589	349	67	132	13.5	60.5	28	6	42	24	0	54	11	9	0	34	7	6	1	0	0	0	0	

K.J. WRIGHT'S 2021 GXG REGULAR-SEASON STATISTICS (RAIDERS)

DATE	OPPONENT	P/S	TACKLES							INTERCEPTIONS							O. FUMB				ST					MISC		SCORE
			TK	S	A	SK	YDS	TFL	YDS	QBH	NO	YDS	LG	TD	PD	FF	FR	TD	YDS	TK	S	A	FF	FR	S	A	W/L	
09/13	Ravens	P	2	1	1	0.0	0.0	0	0	0	0	0	0	0	0	0	0	0	0	0	0	0	0	0	0	0	W	33-27+
09/19	at Steelers	P	2	1	1	0.0	0.0	1	0	0	0	0	0	0	0	0	0	0	0	0	0	0	0	0	0	0	W	26-17
09/26	Dolphins	P	0	0	0	0.0	0.0	0	0	0	0	0	0	0	0	0	0	0	0	0	0	0	0	0	0	0	W	31-28+
2021 TOTALS		3-0	4	2	2	0.0	0.0	1	0	0	0	0	0	0	0	0	0	0	0	0	0	0	0	0	0	0	3-0	

+ - Overtime



GAME SUMMARIES



WEEK 1
Baltimore Ravens 27, Las Vegas Raiders 33 (OT)
61,756 Allegiant Stadium Sep 13, 2021



Baltimore Ravens	7	7	3	10	0	—	27
Las Vegas Raiders	0	10	0	17	6	—	33

SCORING DRIVES

TEAM	QTR	TIME	SCORING PLAY	BAL	LV
Ravens	1	01:47	T.Williams 35 yd. run (J.Tucker kick) (6-65, 2:59) (2-27, 0:53)	7	0
Ravens	2	08:52	M.Brown 10 yd. pass from L.Jackson (J.Tucker kick) (6-68, 2:38)	14	0
Raiders	2	04:14	J.Jacobs 2 yd. run (D.Carlson kick) (9-75, 4:38)	14	7
Raiders	2	00:00	D.Carlson 34 yd. Field Goal (9-48, 1:12)	14	10
Ravens	3	08:24	J.Tucker 40 yd. Field Goal (6-16, 2:24)	17	10
Raiders	4	09:18	J.Jacobs 15 yd. run (D.Carlson kick) (5-41, 2:36)	17	17
Ravens	4	06:04	L.Murray 8 yd. run (J.Tucker kick) (6-75, 3:14)	24	17
Raiders	4	03:44	D.Waller 10 yd. pass from D.Carr (D.Carlson kick) (9-75, 2:20)	24	24
Ravens	4	00:37	J.Tucker 47 yd. Field Goal (8-46, 3:07)	27	24
Raiders	4	00:02	D.Carlson 55 yd. Field Goal (5-38, 0:35)	27	27
Raiders	OT	03:38	Z.Jones 31 yd. pass from D.Carr	27	33

BALTIMORE RAVENS

PASSING	ATT	CP	YDS	SK/YD	TD	LG	INT	RTG
Lamar Jackson	30	19	235	3/18	1	49	0	98.6
TOTAL	30	19	235	3/18	1	49	0	98.6

RUSHING	ATT	YDS	AVG	LG	TD
Lamar Jackson	12	86	7.2	28	0
Ty'Son Williams	9	65	7.2	35t	1
Lataavius Murray	10	28	2.8	8t	1
Trenton Cannon	2	5	2.5	3	0
Marquise Brown	1	5	5.0	5	0
TOTAL	34	189	5.6	35T	2

RECEIVING	NO	YDS	AVG	LG	TD
Marquise Brown	6	69	11.5	29	1
Sammy Watkins	4	96	24.0	49	0
Ty'Son Williams	3	29	9.7	21	0
Mark Andrews	3	20	6.7	10	0
Patrick Ricard	2	15	7.5	9	0
Devin Duvernay	1	6	6.0	6	0
TOTAL	19	235	12.4	49	1

PUNTING	NO	YDS	AVG	TB	I20	LG
Sam Koch	4	179	44.8	0	1	49
TOTAL	4	179	44.8	0	1	49

KICKOFF RETURNS	NO	YDS	AVG	LG	TD
No Kickoff Returns					

PUNT RETURNS	NO	YDS	AVG	LG	TD
Devin Duvernay	4	67	16.8	30	0
TOTAL	4	67	16.8	30	0

TOP DEFENSE	TOT	SOLO	AST	SCK	YDS	INT
Marlon Humphrey	9	6	3	0.0	0.0	0
Patrick Queen	9	6	3	1.0	13.0	0
Anthony Averett	7	6	1	0.0	0.0	1

FIELD GOALS	FGM/FGA	PERCENT	RESULTS
Justin Tucker	2-2	100.0	40G, 47G
TOTAL	2-2	100.0	

SACKS

Patrick Queen [1.0/13.0], Odafe Oweh [1.0/2.0], Pernell McPhee [1.0/11.0]

LAS VEGAS RAIDERS

PASSING	ATT	CP	YDS	SK/YD	TD	LG	INT	RTG
Derek Carr	56	34	435	3/26	2	37	1	89.5
TOTAL	56	34	435	3/26	2	37	1	89.5

RUSHING	ATT	YDS	AVG	LG	TD
Josh Jacobs	10	34	3.4	15t	2
Marcus Mariota	1	31	31.0	31	0
Kenyan Drake	6	11	1.8	6	0
Derek Carr	4	6	1.5	4	0
TOTAL	21	82	3.9	31	2

RECEIVING	NO	YDS	AVG	LG	TD
Darren Waller	10	105	10.5	24	1
Hunter Renfrow	6	70	11.7	27	0
Kenyan Drake	5	59	11.8	21	0
Bryan Edwards	4	81	20.3	32	0
Alec Ingold	4	22	5.5	9	0
Henry Ruggs III	2	46	23.0	37	0
Zay Jones	2	46	23.0	31t	1
Josh Jacobs	1	6	6.0	6	0
TOTAL	34	435	12.8	37	2

PUNTING	NO	YDS	AVG	TB	I20	LG
AJ Cole	6	316	52.7	0	2	67
TOTAL	6	316	52.7	0	2	67

KICKOFF RETURNS	NO	YDS	AVG	TB	LG	TD
Henry Ruggs III	2	33	16.5	20	0	
TOTAL	2	33	16.5	20	0	

PUNT RETURNS	NO	YDS	AVG	LG	TD
Hunter Renfrow	2	10	5.0	7	0
TOTAL	2	10	5.0	7	0

TOP DEFENSE	TOT	SOLO	AST	SCK	YDS	INT
Cory Littleton	10	4	6	0.0	0.0	0
Denzel Perryman	10	5	5	0.0	0.0	0
Johnathan Abram	9	5	4	0.0	0.0	0

FIELD GOALS	FGM/FGA	PERCENT	RESULTS
Daniel Carlson	2-2	100.0	34G, 55G
TOTAL	2-2	100.0	

SACKS

Maxx Crosby [2.0/12.0], Carl Nassib [1.0/6.0]

TEAM STATISTICS

	RAVENS	RAIDERS
First Downs	20	26
3rd-Down Eff. (Made/Att/Pct)	3/12/25%	7/15/47%
4th-Down Eff. (Made/Att/Pct)	1/2/50%	0/1/0%
Total Net Yards	406	491
Total Plays	67	80
Yards Per Play	6.1	6.1
Rushes/Net Yards	34/189	21/82
Net Passing	217	409
Pass Attempts/Completions	30/19	56/34
Had Intercepted	0	1
Sacked/Yards Lost	3/18	3/26
Punts/Average	4/44.8	6/52.7
Penalties/Yards	5/71	10/62
Fumbles/Lost	4/2	1/0
Possession Time	32:14	34:08

RAVENS

RAIDERS



WEEK 2

Las Vegas Raiders 26, Pittsburgh Steelers 17
63,707 Heinz Field Sep 19, 2021



Las Vegas Raiders	3	6	7	10	—	26
Pittsburgh Steelers	0	7	0	10	—	17

SCORING DRIVES

TEAM	QTR	TIME	SCORING PLAY	LV	PIT
Raiders	1	03:10	D.Carlson 46 yd. Field Goal (5-12, 2:34)	3	0
Raiders	2	09:34	D.Carlson 33 yd. Field Goal (8-47, 3:58)	6	0
Steelers	2	06:25	J.Smith-Schuster 3 yd. run (C.Boswell kick) (7-75, 3:09)	6	7
Raiders	2	00:02	D.Carlson 41 yd. Field Goal (13-53, 6:23)	9	7
Raiders	3	05:02	F.Moreau 9 yd. pass from D.Carr (D.Carlson kick) (7-82, 4:09)	16	7
Steelers	4	11:15	N.Harris 25 yd. pass from B.Roethlisberger (C.Boswell kick) (5-80, 1:41)	16	14
Raiders	4	09:35	H.Ruggs 61 yd. pass from D.Carr (D.Carlson kick) (5-75, 1:40)	23	14
Steelers	4	03:42	C.Boswell 56 yd. Field Goal (8-30, 2:09)	23	17
Raiders	4	00:20	D.Carlson 45 yd. Field Goal (7-46, 3:22)	26	17

LAS VEGAS RAIDERS

PASSING	ATT	CP	YDS	SK/YD	TD	LG	INT	RTG
Derek Carr	37	28	382	2/9	2	61t	0	126.2
TOTAL	37	28	382	2/9	2	61T	0	126.2

RUSHING	ATT	YDS	AVG	LG	TD
Peyton Barber	13	32	2.5	13	0
Kenyan Drake	7	9	1.3	5	0
Derek Carr	4	9	2.3	5	0
Henry Ruggs III	1	2	2.0	2	0
TOTAL	25	52	2.1	13	0

RECEIVING	NO	YDS	AVG	LG	TD
Henry Ruggs III	5	113	22.6	61t	1
Darren Waller	5	65	13.0	25	0
Hunter Renfrow	5	57	11.4	23	0
Kenyan Drake	5	46	9.2	13	0
Bryan Edwards	3	40	13.3	18	0
Foster Moreau	2	34	17.0	25	1
Derek Carrier	2	13	6.5	9	0
Willie Snead IV	1	14	14.0	14	0
TOTAL	28	382	13.6	61T	2

PUNTING	NO	YDS	AVG	TB	I20	LG
AJ Cole	4	190	47.5	1	2	55
TOTAL	4	190	47.5	1	2	55

KICKOFF RETURNS	NO	YDS	AVG	LG	TD
Henry Ruggs III	1	22	22.0	22	0
TOTAL	1	22	22.0	22	0

PUNT RETURNS	NO	YDS	AVG	LG	TD
Hunter Renfrow	2	26	13.0	16	0
TOTAL	2	26	13.0	16	0

TOP DEFENSE	TOT	SOLO	AST	SCK	YDS	INT
Denzel Perryman	12	6	6	0.0	0.0	0
Johnathan Abram	7	5	2	0.0	0.0	0
Trayvon Mullen Jr.	7	6	1	0.0	0.0	1

FIELD GOALS	FGM/FGA	PERCENT	RESULTS
Daniel Carlson	4-4	100.0	46G, 33G, 41G, 45G
TOTAL	4-4	100.0	

SACKS

Solomon Thomas [2.0/3.0]

PITTSBURGH STEELERS

PASSING	ATT	CP	YDS	SK/YD	TD	LG	INT	RTG
Ben Roethlisberger	40	27	295	2/3	1	52	1	87.0
TOTAL	40	27	295	2/3	1	52	1	87.0

RUSHING	ATT	YDS	AVG	LG	TD
Najee Harris	10	38	3.8	14	0
JuJu Smith-Schuster	1	3	3.0	3t	1
Benny Snell Jr.	2	1	0.5	1	0
Chase Claypool	1	-3	-3.0	-3	0
TOTAL	14	39	2.8	14	1

RECEIVING	NO	YDS	AVG	LG	TD
Diontae Johnson	9	105	11.7	41	0
JuJu Smith-Schuster	6	41	6.8	17	0
Najee Harris	5	43	8.6	25t	1
Pat Freiermuth	4	36	9.0	14	0
Chase Claypool	3	70	23.3	52	0
TOTAL	27	295	10.9	52	1

PUNTING	NO	YDS	AVG	TB	I20	LG
Pressley Harvin III	4	197	49.3	0	3	59
TOTAL	4	197	49.3	0	3	59

KICKOFF RETURNS	NO	YDS	AVG	TB	LG	TD
Ray-Ray McCloud	4	92	23.0	28	0	
TOTAL	4	92	23.0	28	0	

PUNT RETURNS	NO	YDS	AVG	LG	TD
Ray-Ray McCloud	2	21	10.5	15	0
TOTAL	2	21	10.5	15	0

TOP DEFENSE	TOT	SOLO	AST	SCK	YDS	INT
Joe Schobert	10	6	4	0.0	0.0	0
Robert Spillane	10	7	3	0.0	0.0	0
Cameron Heyward	7	4	3	0.0	0.0	0

FIELD GOALS	FGM/FGA	PERCENT	RESULTS
Chris Boswell	1-1	100.0	56G
TOTAL	1-1	100.0	

SACKS

Melvin Ingram III [1.0/8.0], T.J. Watt [1.0/1.0]

TEAM STATISTICS

	RAIDERS	STEELERS
First Downs	22	17
3rd-Down Eff. (Made/Att/Pct)	5/13/38%	5/12/42%
4th-Down Eff. (Made/Att/Pct)	1/1/100%	0/1/0%
Total Net Yards	425	331
Total Plays	64	56
Yards Per Play	6.6	5.9
Rushes/Net Yards	25/52	14/39
Net Passing	373	292
Pass Attempts/Completions	37/28	40/27
Had Intercepted	0	1
Sacked/Yards Lost	2/9	2/3
Punts/Average	4/47.5	4/49.3
Penalties/Yards	5/40	5/43
Fumbles/Lost	2/0	1/0
Possession Time	34:22	25:38



WEEK 3
Miami Dolphins 28, Las Vegas Raiders 31 (OT)
59,311 Allegiant Stadium Sep 26, 2021



Miami Dolphins	14	0	0	11	3	—	28
Las Vegas Raiders	2	10	7	6	6	—	31

SCORING DRIVES

TEAM	QTR	TIME	SCORING PLAY	MIA	LV
Dolphins	1	06:34	E.Roberts 85 yd. interception return (J.Sanders kick)	7	0
Dolphins	1	03:07	M.Brown 24 yd. run (J.Sanders kick) (4-34, 1:42)	14	0
Raiders	1	00:32	J.Waddle tackled in end zone by C.Hayward for a Safety	14	2
Raiders	2	11:36	D.Carlson 50 yd. Field Goal (9-31, 3:56)	14	5
Raiders	2	01:56	A.Ingold 1 yd. pass from D.Carr (D.Carlson kick) (10-95, 4:24)	14	12
Raiders	3	07:17	H.Renfrow 12 yd. pass from D.Carr (D.Carlson kick) (9-72, 5:16)	14	19
Raiders	4	13:47	P.Barber 1 yd. run (kick failed, wr) (11-84, 6:05)	14	25
Dolphins	4	08:30	J.Sanders 46 yd. Field Goal (11-47, 5:17)	17	25
Dolphins	4	00:02	J.Brissett 1 yd. run (J.Brissett-W.Fuller pass) (13-82, 3:20)	25	25
Raiders	OT	06:27	D.Carlson 38 yd. Field Goal (8-55, 3:33)	25	28
Dolphins	OT	02:49	J.Sanders 50 yd. Field Goal (11-43, 3:38)	28	28
Raiders	OT	00:00	D.Carlson 22 yd. Field Goal (8-72, 2:49)	28	31

MIAMI DOLPHINS

PASSING	ATT	CP	YDS	SK/YD	TD	LG	INT	RTG
Jacoby Brissett	49	32	215	2/18	0	27	0	74.8
TOTAL	49	32	215	2/18	0	27	0	74.8

RUSHING	ATT	YDS	AVG	LG	TD
Myles Gaskin	13	65	5.0	15	0
Jacoby Brissett	7	37	5.3	19	1
Malcolm Brown	7	31	4.4	24t	1
TOTAL	27	133	4.9	24T	2

RECEIVING	NO	YDS	AVG	LG	TD
Jaylen Waddle	12	58	4.8	9	0
Mike Gesicki	10	86	8.6	27	0
DeVante Parker	4	42	10.5	15	0
William Fuller V	3	20	6.7	10	0
Myles Gaskin	3	9	3.0	4	0
TOTAL	32	215	6.7	27	0

PUNTING	NO	YDS	AVG	TB	I20	LG
Michael Palardy	4	155	38.8	0	3	50
TOTAL	4	155	38.8	0	3	50

KICKOFF RETURNS	NO	YDS	AVG	LG	TD
Jakeem Grant Sr.	1	15	15.0	15	0
TOTAL	1	15	15.0	15	0

PUNT RETURNS	NO	YDS	AVG	LG	TD
Jakeem Grant Sr.	3	27	9.0	12	0
TOTAL	3	27	9.0	12	0

TOP DEFENSE	TOT	SOLO	AST	SCK	YDS	INT
Zach Sieler	9	4	5	0.0	0.0	0
Jerome Baker	8	5	3	0.0	0.0	0
Christian Wilkins	7	6	1	1.0	7.0	0

FIELD GOALS	FGM/FGA	PERCENT	RESULTS
Jason Sanders	2-3	66.7	48RU, 46G, 50G
TOTAL	2-3	66.7	

SACKS
Christian Wilkins [1.0/7.0], Brandon Jones [2.0/22.0]

LAS VEGAS RAIDERS

PASSING	ATT	CP	YDS	SK/YD	TD	LG	INT	RTG
Derek Carr	43	26	386	3/29	2	34	1	95.7
TOTAL	43	26	386	3/29	2	34	1	95.7

RUSHING	ATT	YDS	AVG	LG	TD
Peyton Barber	23	111	4.8	27	1
Kenyan Drake	8	24	3.0	6	0
Henry Ruggs III	1	7	7.0	7	0
Alec Ingold	1	0	0.0	0	0
Derek Carr	2	-2	-1.0	-1	0
TOTAL	35	140	4.0	27	1

RECEIVING	NO	YDS	AVG	LG	TD
Hunter Renfrow	5	77	15.4	25	1
Darren Waller	5	54	10.8	23	0
Henry Ruggs III	4	78	19.5	23	0
Bryan Edwards	3	89	29.7	34	0
Kenyan Drake	3	33	11.0	16	0
Peyton Barber	3	31	10.3	23	0
Zay Jones	1	15	15.0	15	0
Foster Moreau	1	8	8.0	8	0
Alec Ingold	1	1	1.0	1t	1
TOTAL	26	386	14.8	34	2

PUNTING	NO	YDS	AVG	TB	I20	LG
AJ Cole	4	216	54.0	0	2	67
TOTAL	4	216	54.0	0	2	67

KICKOFF RETURNS	NO	YDS	AVG	TB	LG	TD
Henry Ruggs III	1	15	15.0	15	0	0
TOTAL	1	15	15.0	15	0	0

PUNT RETURNS	NO	YDS	AVG	LG	TD
Hunter Renfrow	2	9	4.5	7	0
TOTAL	2	9	4.5	7	0

TOP DEFENSE	TOT	SOLO	AST	SCK	YDS	INT
Denzel Perryman	14	10	4	0.0	0.0	0
Cory Littleton	10	7	3	0.0	0.0	0
Johnathan Abram	7	3	4	0.0	0.0	0

FIELD GOALS	FGM/FGA	PERCENT	RESULTS
Daniel Carlson	3-3	100.0	50G, 38G, 22G
TOTAL	3-3	100.0	

SACKS
Carl Nassib [0.5/6.5], Quinton Jefferson [1.0/5.0], Solomon Thomas [0.5/6.5]

TEAM STATISTICS

	DOLPHINS	RAIDERS
First Downs	22	28
3rd-Down Eff. (Made/Att/Pct)	6/18/33%	8/15/53%
4th-Down Eff. (Made/Att/Pct)	3/4/75%	0/1/0%
Total Net Yards	330	497
Total Plays	78	81
Yards Per Play	4.2	6.1
Rushes/Net Yards	27/133	35/140
Net Passing	197	357
Pass Attempts/Completions	49/32	43/26
Had Intercepted	0	1
Sacked/Yards Lost	2/18	3/29
Punts/Average	4/38.8	4/54.0
Penalties/Yards	8/68	8/104
Fumbles/Lost	2/0	2/0
Possession Time	31:13	38:47



LAST WEEK'S GAME

National Football League Game Summary

NFL Copyright © 2021 by The National Football League. All rights reserved. This summary and play-by-play is for the express purpose of assisting media in their coverage of the game; any other use of this material is prohibited without the written permission of the National Football League.

Date: Sunday, 9/26/2021

Miami Dolphins at Las Vegas Raiders

Start Time: 1:05 PM PDT

at Allegiant Stadium, Las Vegas, NV

Game Day Weather

Temp: 90° F (32.2° C) Humidity: 25%, Wind: SSE 2 mph

Outdoor Weather: Sunny, Wind Chill: 90

Played Closed Stadium on Turf: Natural Grass

Officials

Referee: Cheffers, Carl (51)

Umpire: Blake, Tra (33)

Down Judge: Bergman, Jerry (91)

Line Judge: Seeman, Jeff (45)

Field Judge: Jones, Nathan (42)

Side Judge: Hall, Eugene (103)

Back Judge: Edwards, Matt (96)

Replay Official: Lambert, Andrew (0)

Lineups

Miami Dolphins				Las Vegas Raiders			
Offense		Defense		Offense		Defense	
WR	86 M.Hollins	DE	91 E.Ogbah	TE	89 B.Edwards	DE	91 Y.Ngakoue
TE	80 A.Shaheen	DE	94 C.Wilkins	WR	11 H.Ruggs	DT	77 Q.Jefferson
LT	73 A.Jackson	DT	90 J.Jenkins	LT	74 K.Miller	NT	90 J.Hankins
LG	77 J.Davis	LB	52 E.Roberts	LG	76 J.Simpson	DE	98 M.Crosby
C	63 M.Deiter	LB	55 J.Baker	C	68 A.James	MLB	52 D.Perryman
RG	68 R.Hunt	LB	15 J.Phillips	RG	72 J.Eluemunor	WLB	42 C.Littleton
RT	74 L.Eichenberg	CB	27 J.Coleman	RT	70 A.Leatherwood	LCB	27 T.Mullen
WR	11 D.Parker	CB	24 By.Jones	TE	87 F.Moreau	RCB	29 C.Hayward
WR	17 J.Waddle	CB	25 X.Howard	TE	83 D.Waller	CB	39 N.Hobbs
QB	14 J.Brissett	S	30 J.McCourty	QB	4 D.Carr	FS	25 T.Moehrig
RB	34 M.Brown	S	21 E.Rowe	RB	23 K.Drake	SS	24 J.Abram

Substitutions

WR 3 W.Fuller, P 5 M.Palardy, K 7 J.Sanders, S 8 J.Holland, CB 9 N.Igbिनoghene, WR 19 J.Grant, RB 26 S.Ahmed, S 29 Br.Jones, RB 37 M.Gaskin, CB 40 N.Needham, S 42 C.Fejedelem, LB 43 A.Van Ginkel, LS 44 B.Ferguson, LB 45 D.Riley, LB 49 S.Eguavoen, LB 57 B.Scarlett, G 66 S.Kindley, DL 70 A.Butler, TE 81 D.Smythe, TE 82 C.Carter, TE 84 H.Long, TE 88 M.Gesicki, DT 92 Z.Sieler

Substitutions

K 2 D.Carlson, LB 5 D.Deablo, P 6 A.Cole, WR 7 Z.Jones, WR 13 H.Renfrow, WR 17 W.Snead, CB 20 D.Arnette, CB 21 A.Robertson, S 26 H.Clinton-Dix, RB 31 P.Barber, LB 34 K.Wright, S 37 T.Gillespie, LB 44 N.Kwiatkoski, FB 45 A.Ingold, LS 47 T.Sieg, LB 48 P.Onwuasor, C 66 N.Martin, T 75 B.Parker, TE 85 D.Carrier, DT 92 S.Thomas, DE 94 C.Nassib, DT 96 D.Philon, DE 99 C.Ferrell

Did Not Play

QB 4 R.Sinnett, OL 62 G.Mancz, G 65 R.Jones

Did Not Play

QB 3 N.Peterman, RB 36 T.Ragas, G 60 J.Simmons

Not Active

WR 2 A.Wilson, CB 6 T.Williams, WR 18 P.Williams, DB 22 E.Campbell, T 75 G.Little

Not Active

RB 28 J.Jacobs, S 32 D.Leavitt, S 33 R.Teamer, DE 51 M.Koonce, T 78 J.Barton, TE 82 N.Bowers, DT 97 D.Square

Field Goals (made () & missed)

J.Sanders		48RU (46) (50)		D.Carlson		(50) (38) (22)		
			1	2	3	4	OT	Total
VISITOR:	Miami Dolphins	14	0	0	11	3	28	
HOME:	Las Vegas Raiders	2	10	7	6	6	31	

Scoring Plays

Team	Qtr	Time	Play Description (Extra Point) (Drive Info)	Visitor	Home
Dolphins	1	6:34	E.Roberts 85 yd. interception return (J.Sanders kick)	7	0
Dolphins	1	3:07	M.Brown 24 yd. run (J.Sanders kick) (4-34, 1:42)	14	0
Raiders	1	0:32	J.Waddle tackled in end zone by C.Hayward for a Safety	14	2
Raiders	2	11:36	D.Carlson 50 yd. Field Goal (9-31, 3:56)	14	5
Raiders	2	1:56	A.Ingold 1 yd. pass from D.Carr (D.Carlson kick) (10-95, 4:24)	14	12
Raiders	3	7:17	H.Renfrow 12 yd. pass from D.Carr (D.Carlson kick) (9-72, 5:16)	14	19
Raiders	4	13:47	P.Barber 1 yd. run (kick failed, wr) (11-84, 6:05)	14	25
Dolphins	4	8:30	J.Sanders 46 yd. Field Goal (11-47, 5:17)	17	25
Dolphins	4	0:02	J.Brissett 1 yd. run (J.Brissett-W.Fuller pass) (13-82, 3:20)	25	25

National Football League Game Summary

NFL Copyright © 2021 by The National Football League. All rights reserved. This summary and play-by-play is for the express purpose of assisting media in their coverage of the game; any other use of this material is prohibited without the written permission of the National Football League.

Raiders	5	6:27	D.Carlson 38 yd. Field Goal (8-55, 3:33)	25	28
Dolphins	5	2:49	J.Sanders 50 yd. Field Goal (11-43, 3:38)	28	28
Raiders	5	0:00	D.Carlson 22 yd. Field Goal (8-72, 2:49)	28	31
Paid Attendance: 59,311				Time: 3:44	

Miami Dolphins vs Las Vegas Raiders
9/26/2021 at Allegiant Stadium

Final Individual Statistics

Miami Dolphins

RUSHING	ATT	YDS	AVG	LG	TD
M.Gaskin	13	65	5.0	15	0
J.Brissett	7	37	5.3	19	1
M.Brown	7	31	4.4	24	1
Total	27	133	4.9	24	2

PASSING	ATT	CMP	YDS	SK/YD	TD	LG	IN	RT
J.Brissett	49	32	215	2/18	0	27	0	74.8
Total	49	32	215	2/18	0	27	0	74.8

PASS RECEIVING	TAR	REC	YDS	AVG	LG	TD
J.Waddle	13	12	58	4.8	9	0
M.Gesicki	12	10	86	8.6	27	0
D.Parker	7	4	42	10.5	15	0
W.Fuller	6	3	20	6.7	10	0
M.Gaskin	6	3	9	3.0	4	0
M.Brown	2	0	0	0.0	0	0
D.Smythe	1	0	0	0.0	0	0
Total	47	32	215	6.7	27	0

INTERCEPTIONS	NO	YDS	AVG	LG	TD
E.Roberts	1	85	85.0	85	1
Total	1	85	85.0	85	1

PUNTING	NO	YDS	AVG	NET	TB	IN20	LG
M.Palardy	4	155	38.8	36.5	0	3	50
Total	4	155	38.8	36.5	0	3	50

PUNT RETURNS	NO	YDS	AVG	FC	LG	TD
J.Grant	3	27	9.0	0	12	0
[DOWNED]	1	0	0.0	0	0	0
Total	3	27	9.0	0	12	0

KICKOFF RETURNS	NO	YDS	AVG	FC	LG	TD
J.Grant	1	15	15.0	0	15	0
[TOUCHBACK]	5	0	0.0	0	0	0
Total	1	15	15.0	0	15	0

Miami Dolphins

FUMBLES	FUM	LOST	OWN-REC	YDS	TD	FORCED	OPP-REC	YDS	TD	OUT-BDS
J.Brissett	1	0	1	0	0	0	0	0	0	0
J.Waddle	1	0	0	0	0	0	0	0	0	0
A.Jackson	0	0	1	0	0	0	0	0	0	0
E.Roberts	0	0	0	0	0	1	0	0	0	0
Total	2	0	2	0	0	1	0	0	0	0

Las Vegas Raiders

FUMBLES	FUM	LOST	OWN-REC	YDS	TD	FORCED	OPP-REC	YDS	TD	OUT-BDS
P.Barber	1	0	0	0	0	0	0	0	0	0
A.James	1	0	0	0	0	0	0	0	0	0
A.Ingold	0	0	1	1	0	0	0	0	0	0
D.Carr	0	0	1	0	0	0	0	0	0	0
S.Thomas	0	0	0	0	0	1	0	0	0	0
Total	2	0	2	1	0	1	0	0	0	0

Las Vegas Raiders

RUSHING	ATT	YDS	AVG	LG	TD
P.Barber	23	111	4.8	27	1
K.Drake	8	24	3.0	6	0
H.Ruggs	1	7	7.0	7	0
A.Ingold	1	0	0.0	0	0
D.Carr	2	-2	-1.0	-1	0
Total	35	140	4.0	27	1

PASSING	ATT	CMP	YDS	SK/YD	TD	LG	IN	RT
D.Carr	43	26	386	3/29	2	34	1	95.7
Total	43	26	386	3/29	2	34	1	95.7

PASS RECEIVING	TAR	REC	YDS	AVG	LG	TD
H.Renfrow	6	5	77	15.4	25	1
D.Waller	7	5	54	10.8	23	0
H.Ruggs	7	4	78	19.5	23	0
B.Edwards	5	3	89	29.7	34	0
K.Drake	6	3	33	11.0	16	0
P.Barber	5	3	31	10.3	23	0
Z.Jones	1	1	15	15.0	15	0
F.Moreau	2	1	8	8.0	8	0
A.Ingold	1	1	1	1.0	1	1
Total	40	26	386	14.8	34	2

INTERCEPTIONS	NO	YDS	AVG	LG	TD
Total	0	0	0	0	0

PUNTING	NO	YDS	AVG	NET	TB	IN20	LG
A.Cole	4	216	54.0	47.3	0	2	67
Total	4	216	54.0	47.3	0	2	67

PUNT RETURNS	NO	YDS	AVG	FC	LG	TD
H.Renfrow	2	9	4.5	1	7	0
[DOWNED]	1	0	0.0	0	0	0
Total	2	9	4.5	1	7	0

KICKOFF RETURNS	NO	YDS	AVG	FC	LG	TD
H.Ruggs	1	15	15.0	0	15	0
[TOUCHBACK]	7	0	0.0	0	0	0
Total	1	15	15.0	0	15	0

Miami Dolphins vs Las Vegas Raiders
9/26/2021 at Allegiant Stadium

Final Team Statistics

	Visitor Dolphins	Home Raiders
TOTAL FIRST DOWNS	22	28
By Rushing	5	7
By Passing	13	18
By Penalty	4	3
THIRD DOWN EFFICIENCY	6-18-33.3%	8-15-53.3%
FOURTH DOWN EFFICIENCY	3-4-75.0%	0-1-0.0%
TOTAL NET YARDS	330	497
Total Offensive Plays (inc. times thrown passing)	78	81
Average gain per offensive play	4.2	6.1
NET YARDS RUSHING	133	140
Total Rushing Plays	27	35
Average gain per rushing play	4.9	4.0
Tackles for a loss-number and yards	1-1	1-2
NET YARDS PASSING	197	357
Times thrown - yards lost attempting to pass	2-18	3-29
Gross yards passing	215	386
PASS ATTEMPTS-COMPLETIONS-HAD INTERCEPTED	49-32-0	43-26-1
Avg gain per pass play (inc.# thrown passing)	3.9	7.8
KICKOFFS Number-In End Zone-Touchbacks	8-7-7	6-5-5
PUNTS Number and Average	4-38.8	4-54.0
Had Blocked	0	0
FGs - PATs Had Blocked	0-0	0-0
Net Punting Average	36.5	47.3
TOTAL RETURN YARDAGE (Not Including Kickoffs)	112	9
No. and Yards Punt Returns	3-27	2-9
No. and Yards Kickoff Returns	1-15	1-15
No. and Yards Interception Returns	1-85	0-0
PENALTIES Number and Yards	8-68	8-104
FUMBLES Number and Lost	2-0	2-0
TOUCHDOWNS	3	3
Rushing	2	1
Passing	0	2
Interceptions	1	0
EXTRA POINTS Made-Attempts	3-3	2-3
Kicking Made-Attempts	2-2	2-3
Passing Made-Attempts	1-1	0-0
FIELD GOALS Made-Attempts	2-3	3-3
RED ZONE EFFICIENCY	1-1-100%	3-4-75%
GOAL TO GO EFFICIENCY	1-1-100%	2-3-67%
SAFETIES	0	1
FINAL SCORE	28	31
TIME OF POSSESSION	31:13	38:47

Ball Possession And Drive Chart

Miami Dolphins

#	Time Recd	Time Lost	Time Poss	How Ball Obtained	Drive Began	# Play	Yds Gain	Yds Pen	Net Yds	1st Down	Last Scrm	How Given Up
1	13:26	10:48	2:38	Punt	MIA 32	6	21	0	21	1	LV 47	Punt
2	4:49	3:07	1:42	Downs	LV 34	4	34	0	34	2	LV 24	Touchdown
3	0:36	0:32	0:04	Punt	MIA 1	1	-1	0	-1	0	MIA 1	Safety
4	11:36	6:20	5:16	Kickoff	MIA 25	9	36	0	36	3	LV 39	Punt
5	1:56	0:00	1:56	Kickoff	MIA 24	10	41	5	46	4	LV 30	Missed FG
6	15:00	12:33	2:27	Kickoff	MIA 25	4	14	-15	-1	0	MIA 24	Punt
7	7:17	4:52	2:25	Kickoff	MIA 25	6	12	15	27	1	LV 48	Punt
8	13:47	8:30	5:17	Kickoff	MIA 25	11	47	0	47	3	LV 28	Field Goal
9	6:59	4:29	2:30	Punt	MIA 30	6	12	15	27	1	LV 43	Downs
10	3:22	0:02	3:20	Punt	MIA 18	13	61	21	82	5	* LV 1	Touchdown
11	6:27	2:49	3:38	Kickoff	MIA 25	11	53	-10	43	2	LV 32	Field Goal

(296) Average MIA 27

Las Vegas Raiders

#	Time Recd	Time Lost	Time Poss	How Ball Obtained	Drive Began	# Play	Yds Gain	Yds Pen	Net Yds	1st Down	Last Scrm	How Given Up
1	15:00	13:26	1:34	Kickoff	LV 25	3	-4	0	-4	0	LV 21	Punt
2	10:48	6:34	4:14	Punt	LV 15	7	64	0	64	3	MIA 21	Interception
3	6:34	4:49	1:45	Kickoff	LV 25	4	9	0	9	0	LV 34	Downs
4	3:07	0:36	2:31	Kickoff	LV 25	8	43	-18	25	2	50	Punt
5	0:32	11:36	3:56	Kickoff	LV 37	9	31	0	31	2	MIA 32	Field Goal
6	6:20	1:56	4:24	Punt	LV 5	10	76	19	95	6	* MIA 1	Touchdown
7	12:33	7:17	5:16	Punt	LV 28	9	67	5	72	5	* MIA 12	Touchdown
8	4:52	13:47	6:05	Punt	LV 16	11	94	-10	84	5	* MIA 1	Touchdown
9	8:30	6:59	1:31	Kickoff	LV 25	3	7	0	7	0	LV 32	Punt
10	4:29	3:22	1:07	Downs	LV 43	3	-16	0	-16	0	LV 27	Punt
11	0:02	0:00	0:02	Kickoff	LV 25	1	-1	0	-1	0	LV 25	End of Half
12	10:00	6:27	3:33	Kickoff	LV 25	8	55	0	55	2	MIA 20	Field Goal
13	2:49	0:00	2:49	Kickoff	LV 25	8	73	-1	72	3	* MIA 3	Field Goal

(319) Average LV 25

* inside opponent's 20

Time of Possession by Quarter

Visitor	Home	1st	2nd	3rd	4th	OT	Total
Miami Dolphins	Las Vegas Raiders	4:24	7:12	4:52	11:07	3:38	31:13
		10:36	7:48	10:08	3:53	6:22	38:47

Kickoff Drive No.-Start Average

Dolphins: 6 - MIA 25

Raiders: 8 - LV 26

Miami Dolphins vs Las Vegas Raiders
9/26/2021 at Allegiant Stadium

Final Defensive Statistics

Miami Dolphins

Regular Defensive Plays

Special Teams

Misc

	TKL	AST	COMB	SK	/ YDS	TFL	Q	IN	PD	FF	FR	TKL	AST	FF	FR	BL	TKL	AST	FF	FR
Z.Sieler	4	5	9	0	0	0	0	0	1	0	0	0	0	0	0	0	0	0	0	0
J.Baker	5	3	8	0	0	0	0	0	0	0	0	0	0	0	0	0	0	0	0	0
C.Wilkins	6	1	7	1	7	2	1	0	0	0	0	0	0	0	0	0	0	0	0	0
Br.Jones	4	2	6	2	22	2	3	0	0	0	0	0	0	0	0	0	0	0	0	0
J.Phillips	4	2	6	0	0	0	0	0	0	0	0	0	0	0	0	0	0	0	0	0
E.Roberts	3	2	5	0	0	0	0	1	1	1	0	0	0	0	0	0	0	0	0	0
N.Needham	3	2	5	0	0	0	0	0	1	0	0	0	0	0	0	0	0	0	0	0
E.Rowe	2	3	5	0	0	0	1	0	0	0	0	0	0	0	0	0	0	0	0	0
J.Jenkins	3	1	4	0	0	0	0	0	0	0	0	0	0	0	0	0	0	0	0	0
J.Coleman	3	0	3	0	0	0	0	0	0	0	0	0	0	0	0	0	0	0	0	0
A.Van Ginkel	2	1	3	0	0	0	1	0	0	0	0	0	0	0	0	0	0	0	0	0
X.Howard	2	1	3	0	0	0	0	0	1	0	0	0	0	0	0	0	0	0	0	0
J.Holland	2	1	3	0	0	0	0	0	0	0	0	0	0	0	0	0	0	0	0	0
By.Jones	2	0	2	0	0	0	0	0	1	0	0	0	0	0	0	0	0	0	0	0
J.McCourty	0	2	2	0	0	0	0	0	0	0	0	0	0	0	0	0	0	0	0	0
E.Ogbah	1	0	1	0	0	0	3	0	0	0	0	0	0	0	0	0	0	0	0	0
A.Butler	0	1	1	0	0	0	0	0	0	0	0	0	0	0	0	0	0	0	0	0
B.Scarlett	0	1	1	0	0	0	0	0	0	0	0	0	0	0	0	0	0	0	0	0
D.Smythe	0	0	0	0	0	0	0	0	0	0	0	1	0	0	0	0	0	0	0	0
S.Eguavoen	0	0	0	0	0	0	0	0	0	0	0	1	0	0	0	0	0	0	0	0
N.Igbinoehene	0	0	0	0	0	0	0	0	0	0	0	1	0	0	0	0	0	0	0	0
J.Brissett	0	0	0	0	0	0	0	0	0	0	0	0	0	0	0	0	0	0	0	1
A.Jackson	0	0	0	0	0	0	0	0	0	0	0	0	0	0	0	0	0	0	0	1
Total	46	28	74	3	29	4	9	1	5	1	0	3	0	0	0	0	0	0	0	2

TKL = Tackle AST = Assist COMB = Combined QH=QB Hit IN = Interception PD = Pass Defense FF = Forced Fumble FR = Fumble Recovery

Final Defensive Statistics

First Half Summary

TIME OF POSSESSION

Dolphins	11:36
Raiders	18:24

Scoring Plays					
Team	Qtr	Time	Play Description (Extra Point) (Drive Info)	Visitor	Home
Dolphins	1	6:34	E.Roberts 85 yd. interception return (J.Sanders kick)	7	0
Dolphins	1	3:07	M.Brown 24 yd. run (J.Sanders kick) (4-34, 1:42)	14	0
Raiders	1	0:32	J.Waddle tackled in end zone by C.Hayward for a Safety	14	2
Raiders	2	11:36	D.Carlson 50 yd. Field Goal (9-31, 3:56)	14	5
Raiders	2	1:56	A.Ingold 1 yd. pass from D.Carr (D.Carlson kick) (10-95, 4:24)	14	12

	Miami Dolphins	Las Vegas Raiders
TOTAL FIRST DOWNS	10	13
First Downs Rushing-Passing-by Penalty	2 - 7 - 1	1 - 10 - 2
THIRD DOWN EFFICIENCY	4-7-57.1%	3-7-42.9%
TOTAL NET YARDS	131	218
Total Offensive Plays	29	40
NET YARDS RUSHING	78	41
NET YARDS PASSING	53	177
Gross Yards Passing	66	191
Times thrown-yards lost attempting to pass	1-13	2-14
Pass Attempts-Completions-Had Intercepted	15 - 10 - 0	24 - 14 - 1
Punts-Number and Average	2 - 36.5	2 - 52.0
Penalties-Number and Yards	3 - 19	2 - 23
Fumbles-Number and Lost	1 - 0	2 - 0
Red Zone Efficiency	0-0-0%	1-1-100%
Average Drive Start	MIA 30	LV 22

Miami Dolphins										Las Vegas Raiders															
RUSHING					ATT	YDS	AVG	LG	TD	RUSHING					ATT	YDS	AVG	LG	TD						
M.Gaskin					7	34	4.9	14	0	K.Drake					6	21	3.5	6	0						
M.Brown					4	32	8.0	24	1	P.Barber					8	20	2.5	5	0						
J.Brissett					2	12	6.0	10	0																
Total					13	78	6.0	24	1	Total					14	41	2.9	6	0						
PASSING					ATT	CMP	YDS	SK/YD	TD	LG	IN	RT	PASSING					ATT	CMP	YDS	SK/YD	TD	LG	IN	RT
J.Brissett					15	10	66	1/13	0	12	0	76.0	D.Carr					24	14	191	2/14	1	25	1	80.4
Total					15	10	66	1/13	0	12	0	76.0	Total					24	14	191	2/14	1	25	1	80.4
PASS RECEIVING					TAR	REC	YDS	AVG	LG	TD	PASS RECEIVING					TAR	REC	YDS	AVG	LG	TD				
J.Waddle					4	4	15	3.8	7	0	H.Ruggs					5	3	62	20.7	23	0				
D.Parker					2	2	20	10.0	12	0	H.Renfrow					4	3	55	18.3	25	0				
W.Fuller					2	2	18	9.0	10	0	D.Waller					3	3	27	9.0	12	0				
M.Gesicki					2	2	13	6.5	9	0	B.Edwards					1	1	23	23.0	23	0				
M.Brown					2	0	0	0.0	0	0	K.Drake					4	1	10	10.0	10	0				
M.Gaskin					1	0	0	0.0	0	0	F.Moreau					2	1	8	8.0	8	0				
D.Smythe					1	0	0	0.0	0	0	P.Barber					3	1	5	5.0	5	0				
											A.Ingold					1	1	1	1.0	1	1				
Total					14	10	66	6.6	12	0	Total					23	14	191	13.6	25	1				

[illegible]

9/26/2021 at Allegiant Stadium

[illegible]

9/26/2021 at Allegiant Stadium

Second Half Summary

TIME OF POSSESSION

Dolphins	15:59
Raiders	14:01

Scoring Plays

Team	Qtr	Time	Play Description (Extra Point) (Drive Info)	Visitor	Home
Raiders	3	7:17	H.Renfrow 12 yd. pass from D.Carr (D.Carlson kick) (9-72, 5:16)	14	19
Raiders	4	13:47	P.Barber 1 yd. run (kick failed, wr) (11-84, 6:05)	14	25
Dolphins	4	8:30	J.Sanders 46 yd. Field Goal (11-47, 5:17)	17	25
Dolphins	4	0:02	J.Brissett 1 yd. run (J.Brissett-W.Fuller pass) (13-82, 3:20)	25	25

	Miami Dolphins	Las Vegas Raiders
TOTAL FIRST DOWNS	10	10
First Downs Rushing-Passing-by Penalty	2 - 5 - 3	4 - 5 - 1
THIRD DOWN EFFICIENCY	1-8-12.5%	4-6-66.7%
TOTAL NET YARDS	146	151
Total Offensive Plays	39	27
NET YARDS RUSHING	40	53
NET YARDS PASSING	106	98
Gross Yards Passing	111	113
Times thrown-yards lost attempting to pass	1-5	1-15
Pass Attempts-Completions-Had Intercepted	25 - 18 - 0	13 - 9 - 0
Punts-Number and Average	2 - 41.0	2 - 56.0
Penalties-Number and Yards	3 - 35	5 - 76
Fumbles-Number and Lost	1 - 0	0 - 0
Red Zone Efficiency	1-1-100%	2-2-100%
Average Drive Start	MIA 25	LV 27

Las Vegas Raiders

RUSHING	ATT	YDS	AVG	LG	TD	RUSHING	ATT	YDS	AVG	LG	TD
J.Brissett	5	25	5.0	19	1	P.Barber	8	44	5.5	19	1
M.Gaskin	5	16	3.2	5	0	H.Ruggs	1	7	7.0	7	0
M.Brown	3	-1	-0.3	0	0	K.Drake	2	3	1.5	2	0
						A.Ingold	1	0	0.0	0	0
						D.Carr	1	-1	-1.0	-1	0
Total	13	40	3.1	19	1	Total	13	53	4.1	19	1

PASSING	ATT	CMP	YDS	SK/YD	TD	LG	IN	RT	PASSING	ATT	CMP	YDS	SK/YD	TD	LG	IN	RT
J.Brissett	25	18	111	1/5	0	15	0	80.6	D.Carr	13	9	113	1/15	1	23	0	121.6
Total	25	18	111	1/5	0	15	0	80.6	Total	13	9	113	1/15	1	23	0	121.6

PASS RECEIVING							PASS RECEIVING						
TAR	REC	YDS	AVG	LG	TD		TAR	REC	YDS	AVG	LG	TD	
J.Waddle	8	7	40	5.7	9	0	D.Waller	2	2	27	13.5	23	0
M.Gesicki	7	6	45	7.5	10	0	P.Barber	2	2	26	13.0	23	0
M.Gaskin	5	3	9	3.0	4	0	K.Drake	2	2	23	11.5	16	0
D.Parker	2	1	15	15.0	15	0	H.Renfrow	2	2	22	11.0	12	1
W.Fuller	2	1	2	2.0	2	0	Z.Jones	1	1	15	15.0	15	0
							B.Edwards	2	0	0	0.0	0	0
							H.Ruggs	1	0	0	0.0	0	0
Total	24	18	111	6.2	15	0	Total	12	9	113	12.6	23	1

[illegible]

9/26/2021 at Allegiant Stadium

[illegible]

Overtime Summary

	Miami Dolphins	Las Vegas Raiders
TOTAL FIRST DOWNS	2	5
First Downs Rushing-Passing-by Penalty	1 - 1 - 0	2 - 3 - 0
THIRD DOWN EFFICIENCY	1-3-33.3%	1-2-50.0%
TOTAL NET YARDS	53	128
Total Offensive Plays	10	14
NET YARDS RUSHING	15	46
NET YARDS PASSING	38	82
Gross Yards Passing	38	82
Times thrown-yards lost attempting to pass	0-0	0-0
Pass Attempts-Completions-Had Intercepted	9 - 4 - 0	6 - 3 - 0
Punts-Number and Average	0 - 0.0	0 - 0.0
Penalties-Number and Yards	2 - 14	1 - 5
Fumbles-Number and Lost	0 - 0	0 - 0
Red Zone Efficiency	0-0-0%	0-1-0%
Average Drive Start	MIA 25	LV 25

Miami Dolphins	Regular Defensive Plays											Special Teams						Misc			
	TKL	AST	COMB	SK / YDS	TFL	Q	IN	PD	FF	FR	TKL	AST	FF	FR	BL	TKL	AST	FF	FR		
J.Baker	1	2	3	0	0	0	0	0	0	0	0	0	0	0	0	0	0	0	0		
Br.Jones	1	1	2	0	0	0	0	0	0	0	0	0	0	0	0	0	0	0	0		
J.Coleman	1	0	1	0	0	0	0	0	0	0	0	0	0	0	0	0	0	0	0		
J.Holland	1	0	1	0	0	0	0	0	0	0	0	0	0	0	0	0	0	0	0		
Total	4	3	7	0	0	0	0	0	0	0	0	0	0	0	0	0	0	0	0		

[illegible]

Play By Play

First Quarter

9/26/2021

MIA wins the coin toss and elects to defer. LV elects to Receive, and MIA elects to defend the north goal.

J.Sanders kicks 65 yards from MIA 35 to end zone, Touchback.

Las Vegas Raiders at 15:00

- 1-10-LV 25 (15:00) K.Drake right guard to LV 28 for 3 yards (J.Phillips; J.Baker).
2-7-LV 28 (14:16) (No Huddle, Shotgun) D.Carr pass incomplete short left to H.Ruggs.
3-7-LV 28 (14:12) (Shotgun) D.Carr sacked at LV 21 for -7 yards (C.Wilkins).
4-14-LV 21 (13:36) A.Cole punts 55 yards to MIA 24, Center-T.Sieg. J.Grant to MIA 32 for 8 yards (Z.Jones).

Miami Dolphins at 13:26

- 1-10-MIA 32 (13:26) M.Brown left guard to MIA 38 for 6 yards (T.Mullen).
2-4-MIA 38 (12:54) (Shotgun) J.Brissett pass incomplete short left to M.Brown.
3-4-MIA 38 (12:50) (Shotgun) J.Brissett pass short left to D.Parker to MIA 46 for 8 yards (D.Arnette). P1
1-10-MIA 46 (12:17) (Shotgun) M.Gaskin left tackle to LV 49 for 5 yards (D.Perryman).
2-5-LV 49 (11:42) J.Brissett pass incomplete short right to D.Smythe [M.Crosby].
3-5-LV 49 (11:37) (Shotgun) J.Brissett scrambles up the middle to LV 47 for 2 yards (D.Philon).
4-3-LV 47 (10:58) M.Palardy punts 39 yards to LV 8, Center-B.Ferguson. H.Renfrow to LV 15 for 7 yards (D.Smythe).

Las Vegas Raiders at 10:48

- 1-10-LV 15 (10:48) (Shotgun) K.Drake right tackle to LV 17 for 2 yards (E.Roberts).
2-8-LV 17 (10:21) (No Huddle, Shotgun) D.Carr pass short middle to H.Renfrow to LV 41 for 24 yards (J.Coleman). P1
1-10-LV 41 (9:41) (No Huddle, Shotgun) D.Carr pass short middle to D.Waller to LV 48 for 7 yards (J.Phillips).
2-3-LV 48 (8:57) P.Barber right tackle to MIA 49 for 3 yards (C.Wilkins). R2
1-10-MIA 49 (8:17) (Shotgun) D.Carr pass short middle to B.Edwards to MIA 26 for 23 yards (J.Phillips). P3
1-10-MIA 26 (7:34) (Shotgun) K.Drake left tackle to MIA 21 for 5 yards (J.Jenkins).
2-5-MIA 21 (6:49) (Shotgun) D.Carr pass short right intended for F.Moreau INTERCEPTED by E.Roberts [E.Rowe] at MIA 15. E.Roberts for 85 yards, TOUCHDOWN.

Miami Dolphins at 6:34

J.Sanders extra point is GOOD, Center-B.Ferguson, Holder-M.Palardy.

MIA 7 LV 0, 0 plays, 85 yards, 0:00 drive , 8:26 elapsed

J.Sanders kicks 65 yards from MIA 35 to end zone, Touchback.

Las Vegas Raiders at 6:34

- 1-10-LV 25 (6:34) (Shotgun) K.Drake left guard to LV 28 for 3 yards (A.Van Ginkel, Z.Sieler).
2-7-LV 28 (6:01) (Shotgun) D.Carr pass short left to H.Renfrow to LV 34 for 6 yards (N.Needham).
3-1-LV 34 (5:27) P.Barber left guard to LV 34 for no gain (Z.Sieler).
Timeout #1 by LV at 04:55.
4-1-LV 34 (4:55) P.Barber up the middle to LV 34 for no gain (Z.Sieler).

Miami Dolphins at 4:49

- 1-10-LV 34 (4:49) M.Brown right guard to LV 32 for 2 yards (S.Thomas).
2-8-LV 32 (4:17) (Shotgun) M.Gaskin left tackle to LV 29 for 3 yards (D.Perryman).
3-5-LV 29 (3:37) (Shotgun) J.Brissett pass short middle to J.Waddle to LV 24 for 5 yards (D.Perryman). P2
Penalty on LV-M.Crosby, Defensive Offside, declined.
1-10-LV 24 (3:15) M.Brown up the middle for 24 yards, TOUCHDOWN. R3
J.Sanders extra point is GOOD, Center-B.Ferguson, Holder-M.Palardy.

MIA 14 LV 0, 4 plays, 34 yards, 1:42 drive, 11:53 elapsed

J.Sanders kicks 65 yards from MIA 35 to end zone, Touchback.

Las Vegas Raiders at 3:07

- 1-10-LV 25 (3:07) (Shotgun) D.Carr pass incomplete short left to K.Drake (Z.Sieler).
2-10-LV 25 (3:04) (Shotgun) D.Carr pass short right to K.Drake to LV 35 for 10 yards (By.Jones). P4
1-10-LV 35 (2:16) (Shotgun) D.Carr pass incomplete short right to H.Ruggs.
2-10-LV 35 (2:12) (Shotgun) D.Carr pass incomplete short left to H.Renfrow.
3-10-LV 35 (2:07) (Shotgun) D.Carr pass deep left to H.Renfrow to MIA 40 for 25 yards (N.Needham) [Br.Jones]. P5
Penalty on MIA-X.Howard, Illegal Use of Hands, declined.
1-10-MIA 40 (1:36) (Shotgun) D.Carr Aborted. A.James FUMBLES at 50, recovered by LV-D.Carr at LV 48. D.Carr pass incomplete short left.

Miami Dolphins vs Las Vegas Raiders at Allegiant Stadium

PENALTY on LV-D.Carr, Intentional Grounding, 18 yards, enforced at MIA 40.

- 2-28-LV 42(1:30) (Shotgun) D.Carr pass incomplete deep left to K.Drake [E.Ogbah].
- 3-28-LV 42(1:24) (Shotgun) D.Carr pass short middle to F.Moreau to 50 for 8 yards (J.Baker).
- 4-20-50(:47) A.Cole punts 49 yards to MIA 1, Center-T.Sieg, downed by LV-Z.Jones.

PENALTY on MIA-By.Jones, Unnecessary Roughness, 0 yards, enforced at MIA 1.

Miami Dolphins at 0:36

- 1-10-MIA 1(:36) (Shotgun) J.Brissett pass short left to J.Waddle tackled in End Zone for -1 yards, SAFETY (C.Hayward).

MIA 14 LV 2, Safety, 14:28 elapsed

M.Palardy kicks 58 yards from MIA 20 to LV 22. H.Ruggs to LV 37 for 15 yards (S.Eguavoen).

Las Vegas Raiders at 0:32, (1st play from scrimmage 0:26)

- 1-10-LV 37(:26) P.Barber left guard to LV 41 for 4 yards (J.Phillips).

END OF QUARTER

	Score	Time Poss	First Downs				Efficiencies	
			R	P	X	T	3 Down	4 Down
Miami Dolphins	14	4:24	1	2	0	3	2/3	0/0
Las Vegas Raiders	2	10:36	1	4	0	5	1/4	0/1

Play By Play

Second Quarter

9/26/2021

Las Vegas Raiders continued.

2-6-LV 41	(15:00) (Shotgun) D.Carr pass incomplete short middle to K.Drake [E.Ogbah].	
3-6-LV 41	(14:55) (Shotgun) D.Carr pass deep right to H.Ruggs ran ob at MIA 41 for 18 yards.	P6
<u>1-10-MIA 41</u>	(14:30) (Shotgun) K.Drake right guard to MIA 39 for 2 yards (C.Wilkins).	
2-8-MIA 39	(13:55) (Shotgun) D.Carr pass short left to D.Waller to MIA 31 for 8 yards (E.Rowe).	P7
<u>1-10-MIA 31</u>	(13:12) K.Drake left guard to MIA 25 for 6 yards (Z.Sieler).	
2-4-MIA 25	(12:30) (Shotgun) D.Carr pass incomplete deep left to P.Barber [A. Van Ginkel].	
3-4-MIA 25	(12:24) (Shotgun) D.Carr sacked at MIA 32 for -7 yards (Br.Jones).	
4-11-MIA 32	(11:41) D.Carlson 50 yard field goal is GOOD, Center-T.Sieg, Holder-A.Cole.	

MIA 14 LV 5, 9 plays, 31 yards, 3:56 drive, 3:24 elapsed

D.Carlson kicks 65 yards from LV 35 to end zone, Touchback.

Miami Dolphins at 11:36

1-10-MIA 25	(11:36) J.Brissett pass short middle to D.Parker to MIA 37 for 12 yards (C.Hayward).	P4
<u>1-10-MIA 37</u>	(11:01) M.Gaskin left end pushed ob at MIA 41 for 4 yards (T.Moehrig).	
2-6-MIA 41	(10:27) (Shotgun) J.Brissett pass short right to W.Fuller to MIA 49 for 8 yards (D.Perryman).	P5
<u>1-10-MIA 49</u>	(9:50) (Shotgun) M.Gaskin up the middle to 50 for 1 yard (C.Nassib; D.Philon).	
2-9-50	(9:11) (No Huddle, Shotgun) M.Gaskin left guard to LV 44 for 6 yards (J.Hankins).	
3-3-LV 44	(8:29) (Shotgun) J.Brissett pass short middle to M.Gesicki to LV 40 for 4 yards (Q.Jefferson).	P6
<u>1-10-LV 40</u>	(7:53) M.Brown right guard to LV 40 for no gain (D.Philon).	
2-10-LV 40	(7:15) (Shotgun) M.Gaskin left tackle to LV 39 for 1 yard (C.Littleton).	
3-9-LV 39	(6:33) (Shotgun) J.Brissett pass incomplete short left to M.Gaskin.	
4-9-LV 39	(6:28) M.Palardy punts 34 yards to LV 5, Center-B.Ferguson, downed by MIA-M.Hollins.	

Las Vegas Raiders at 6:20

1-10-LV 5	(6:20) D.Carr pass short right to P.Barber pushed ob at LV 10 for 5 yards (E.Rowe).	
	<i>PENALTY on MIA-E.Roberts, Unnecessary Roughness, 15 yards, enforced at LV 10.</i>	X8
<u>1-10-LV 25</u>	(5:55) P.Barber right guard to LV 29 for 4 yards (Z.Sieler, J.Phillips).	
2-6-LV 29	(5:23) (No Huddle, Shotgun) D.Carr pass deep left to H.Ruggs to MIA 48 for 23 yards (X.Howard).	P9
<u>1-10-MIA 48</u>	(4:38) (Shotgun) D.Carr pass incomplete short left to P.Barber.	
	Timeout #1 by MIA at 04:32.	
2-10-MIA 48	(4:32) D.Carr pass short left to D.Waller pushed ob at MIA 36 for 12 yards (J.Baker).	P10
<u>1-10-MIA 36</u>	(3:56) P.Barber left guard to MIA 34 for 2 yards (C.Wilkins).	
2-8-MIA 34	(3:14) (Shotgun) P.Barber up the middle to MIA 29 for 5 yards (E.Rowe; Br.Jones).	
3-3-MIA 29	(2:27) (Shotgun) D.Carr pass short left to H.Ruggs pushed ob at MIA 8 for 21 yards (J.Holland).	P11
	<i>PENALTY on MIA-J.Holland, Unnecessary Roughness, 4 yards, enforced at MIA 8.</i>	X12
<u>1-4-MIA 4</u>	(2:06) P.Barber left guard to MIA 2 for 2 yards (E.Roberts). FUMBLES (E.Roberts), recovered by LV-A.Ingold at MIA 2. A.Ingold to MIA 1 for 1 yard (J.Jenkins).	

Two-Minute Warning

2-1-MIA 1	(2:00) D.Carr pass short right to A.Ingold for 1 yard, TOUCHDOWN.	P13
	D.Carlson extra point is GOOD, Center-T.Sieg, Holder-A.Cole.	

MIA 14 LV 12, 10 plays, 95 yards, 2 penalties, 4:24 drive, 13:04 elapsed

D.Carlson kicks 56 yards from LV 35 to MIA 9. J.Grant to MIA 24 for 15 yards (T.Gillespie; N.Kwiatkoski).

Miami Dolphins at 1:56, (1st play from scrimmage 1:51)

1-10-MIA 24	(1:51) (Shotgun) J.Brissett pass incomplete deep right to W.Fuller (J.Abram).	
	<i>PENALTY on LV-T.Moehrig, Defensive Holding, 5 yards, enforced at MIA 24 - No Play.</i>	X7
<u>1-10-MIA 29</u>	(1:42) (Shotgun) J.Brissett sacked at MIA 16 for -13 yards (sack split by C.Nassib and S.Thomas).	
	Timeout #2 by LV at 01:34.	
2-23-MIA 16	(1:34) (Shotgun) M.Gaskin left tackle to MIA 30 for 14 yards (Q.Jefferson; Y.Ngakoue).	
	Timeout #3 by LV at 01:23.	
3-9-MIA 30	(1:23) (Shotgun) J.Brissett scrambles up the middle to MIA 40 for 10 yards (D.Perryman).	R8
<u>1-10-MIA 40</u>	(:41) (No Huddle, Shotgun) J.Brissett pass short left to W.Fuller to 50 for 10 yards (D.Perryman).	P9
	Timeout #2 by MIA at 00:35.	

Miami Dolphins vs Las Vegas Raiders at Allegiant Stadium

1-10-50	(:35) (Shotgun) J.Brissett pass short left to M.Gesicki pushed ob at LV 41 for 9 yards (T.Mullen).	
2-1-LV 41	(:30) (Shotgun) J.Brissett pass short middle to J.Waddle to LV 34 for 7 yards (C.Littleton).	P10
	Timeout #3 by MIA at 00:27.	
1-10-LV 34	(:27) (Shotgun) J.Brissett FUMBLES (Aborted) at LV 43, and recovers at LV 43. J.Brissett pass incomplete short left to M.Brown.	
2-10-LV 34	(:23) (Shotgun) J.Brissett pass short middle to J.Waddle to LV 30 for 4 yards (N.Kwiatkoski).	
3-6-LV 30	(:03) (No Huddle) J.Brissett spiked the ball to stop the clock.	
4-6-LV 30	(:02) J.Sanders 48 yard field goal is No Good, Hit Right Upright, Center-B.Ferguson, Holder-M.Palardy.	

END OF QUARTER

	Score	Time Poss	First Downs				Efficiencies	
			R	P	X	T	3 Down	4 Down
Miami Dolphins	14	7:12	1	5	1	7	2/4	0/0
Las Vegas Raiders	12	7:48	0	6	2	8	2/3	0/0

Third Quarter

9/26/2021

Play By Play

MIA elects to Receive, and LV elects to defend the South goal.
D.Carlson kicks 65 yards from LV 35 to end zone, Touchback.

Miami Dolphins at 15:00

1-10-MIA 25	(15:00) (Shotgun) J.Brissett pass short middle to J.Waddle to MIA 38 for 13 yards (T.Mullen; J.Abram). <i>PENALTY on MIA-M.Brown, Low Block, 15 yards, enforced at MIA 30.</i>	
1-20-MIA 15	(14:37) (Shotgun) M.Gaskin right tackle to MIA 16 for 1 yard (C.Nassib).	
2-19-MIA 16	(13:57) J.Brissett pass short left to M.Gaskin to MIA 20 for 4 yards (J.Abram; D.Perryman).	
3-15-MIA 20	(13:20) (Shotgun) J.Brissett pass short left to J.Waddle to MIA 24 for 4 yards (S.Thomas; J.Abram). FUMBLES (S.Thomas), recovered by MIA-A.Jackson at MIA 24.	
4-11-MIA 24	(12:44) M.Palardy punts 50 yards to LV 26, Center-B.Ferguson. H.Renfrow to LV 28 for 2 yards (N.Igbinoghene).	

Las Vegas Raiders at 12:33

1-10-LV 28	(12:33) (Shotgun) P.Barber up the middle to LV 42 for 14 yards (E.Rowe; J.Holland).	R14
<u>1-10-LV 42</u>	(11:48) (No Huddle, Shotgun) D.Carr pass incomplete deep left to H.Ruggs.	
2-10-LV 42	(11:41) (Shotgun) D.Carr pass short right to D.Waller to LV 46 for 4 yards (By.Jones).	
3-6-LV 46	(10:57) (Shotgun) D.Carr pass short left to Z.Jones pushed ob at MIA 39 for 15 yards (J.Coleman) [E.Ogbah]. <i>PENALTY on MIA-J.Coleman, Unnecessary Roughness, 15 yards, enforced at MIA 39.</i>	P15 X16
<u>1-10-MIA 24</u>	(10:32) H.Ruggs left end to MIA 17 for 7 yards (J.Phillips). LV-H.Ruggs was injured during the play. His return is Questionable.	
2-3-MIA 17	(9:55) (Shotgun) P.Barber up the middle to MIA 13 for 4 yards (N.Needham; E.Roberts).	R17
<u>1-10-MIA 13</u>	(9:15) (Shotgun) K.Drake right guard to MIA 12 for 1 yard (Z.Sieler; J.Jenkins).	
2-9-MIA 12	(8:33) (Shotgun) D.Carr pass short right to F.Moreau pushed ob at MIA 1 for 11 yards (E.Rowe). <i>PENALTY on LV-F.Moreau, Offensive Pass Interference, 10 yards, enforced at MIA 12 - No Play.</i> Timeout #1 by LV at 08:05.	
2-19-MIA 22	(8:05) (Shotgun) D.Carr pass short left to H.Renfrow to MIA 12 for 10 yards (J.Baker).	
3-9-MIA 12	(7:24) (Shotgun) D.Carr pass short right to H.Renfrow for 12 yards, TOUCHDOWN. D.Carlson extra point is GOOD, Center-T.Sieg, Holder-A.Cole.	P18

MIA 14 LV 19, 9 plays, 72 yards, 1 penalty, 5:16 drive, 7:43 elapsed

D.Carlson kicks 65 yards from LV 35 to end zone, Touchback.

Miami Dolphins at 7:17

1-10-MIA 25	(7:17) J.Brissett pass incomplete deep left to D.Parker.	
2-10-MIA 25	(7:12) (Shotgun) J.Brissett pass short right to J.Waddle to MIA 27 for 2 yards (N.Hobbs).	
3-8-MIA 27	(6:25) (Shotgun) J.Brissett pass short left to J.Waddle to MIA 34 for 7 yards (D.Perryman). <i>PENALTY on LV-D.Perryman, Unnecessary Roughness, 15 yards, enforced at MIA 34.</i>	X11
<u>1-10-MIA 49</u>	(5:56) (Shotgun) J.Brissett pass incomplete short middle to M.Gaskin (C.Littleton).	
2-10-MIA 49	(5:52) (Shotgun) M.Gaskin left guard to LV 48 for 3 yards (C.Ferrell; J.Hankins).	
3-7-LV 48	(5:10) (Shotgun) J.Brissett pass incomplete deep left to M.Gesicki (T.Mullen). <i>Penalty on MIA-R.Hunt, Offensive Holding, declined.</i>	
4-7-LV 48	(5:00) M.Palardy punts 32 yards to LV 16, Center-B.Ferguson, fair catch by H.Renfrow.	

Las Vegas Raiders at 4:52

1-10-LV 16	(4:52) P.Barber right guard to LV 35 for 19 yards (E.Rowe; J.McCourty).	R19
<u>1-10-LV 35</u>	(4:14) P.Barber up the middle to LV 38 for 3 yards (E.Roberts; C.Wilkins).	
2-7-LV 38	(3:35) (No Huddle, Shotgun) D.Carr pass short left to P.Barber pushed ob at MIA 39 for 23 yards (E.Roberts).	P20
<u>1-10-MIA 39</u>	(2:54) P.Barber left guard to MIA 27 for 12 yards (J.McCourty). <i>PENALTY on LV-J.Simpson, Offensive Holding, 10 yards, enforced at MIA 39 - No Play.</i>	
1-20-MIA 49	(2:23) D.Carr pass incomplete deep left to B.Edwards (N.Needham).	
2-20-MIA 49	(2:17) (Shotgun) D.Carr pass short right to K.Drake pushed ob at MIA 42 for 7 yards (X.Howard).	
3-13-MIA 42	(1:36) (Shotgun) D.Carr pass deep left to D.Waller to MIA 19 for 23 yards (N.Needham).	P21
<u>1-10-MIA 19</u>	(:49) K.Drake left guard to MIA 17 for 2 yards (E.Ogbah).	
2-8-MIA 17	(:04) D.Carr pass incomplete short right.	

END OF QUARTER

	Score	Time Poss	First Downs				Efficiencies	
			R	P	X	T	3 Down	4 Down
Miami Dolphins	14	4:52	0	0	1	1	0/3	0/0
Las Vegas Raiders	19	10:08	3	4	1	8	3/3	0/0

Play By Play

Fourth Quarter

9/26/2021

Las Vegas Raiders continued.

3-8-MIA 17	(15:00) (Shotgun) D.Carr pass short middle to K.Drake to MIA 1 for 16 yards (Br.Jones).	P22
	Timeout #2 by LV at 14:20.	
<u>1-1-MIA 1</u>	(14:20) A.Ingold up the middle to MIA 1 for no gain (A.Butler; Z.Sieler).	
2-1-MIA 1	(13:50) P.Barber up the middle for 1 yard, TOUCHDOWN.	R23
	D.Carlson extra point is No Good, Wide Right, Center-T.Sieg, Holder-A.Cole.	

MIA 14 LV 25, 11 plays, 84 yards, 6:05 drive, 1:13 elapsed

D.Carlson kicks 65 yards from LV 35 to end zone, Touchback.

Miami Dolphins at 13:47

1-10-MIA 25	(13:47) (Shotgun) J.Brissett pass incomplete deep middle to W.Fuller [J.Hankins].	
2-10-MIA 25	(13:42) (Shotgun) M.Gaskin left guard to MIA 30 for 5 yards (C.Littleton; D.Perryman).	
3-5-MIA 30	(13:02) (Shotgun) J.Brissett pass short middle to M.Gesicki to MIA 38 for 8 yards (T.Mullen).	P12
<u>1-10-MIA 38</u>	(12:28) (Shotgun) J.Brissett pass short right to J.Waddle to MIA 47 for 9 yards (N.Hobbs).	
2-1-MIA 47	(12:00) (No Huddle, Shotgun) J.Brissett pass short right to M.Gaskin pushed ob at MIA 49 for 2 yards (C.Littleton).	P13
<u>1-10-MIA 49</u>	(11:34) (Shotgun) M.Gaskin left tackle to LV 48 for 3 yards (C.Littleton).	
2-7-LV 48	(11:03) (Shotgun) J.Brissett scrambles up the middle to LV 29 for 19 yards (J.Abram).	R14
<u>1-10-LV 29</u>	(10:32) (Shotgun) J.Brissett scrambles left end pushed ob at LV 25 for 4 yards (C.Littleton).	
2-6-LV 25	(10:00) (No Huddle, Shotgun) J.Brissett pass short right to W.Fuller to LV 23 for 2 yards (N.Hobbs).	
3-4-LV 23	(9:17) (Shotgun) J.Brissett sacked at LV 28 for -5 yards (Q.Jefferson).	
4-9-LV 28	(8:34) J.Sanders 46 yard field goal is GOOD, Center-B.Ferguson, Holder-M.Palardy.	

MIA 17 LV 25, 11 plays, 47 yards, 5:17 drive, 6:30 elapsed

J.Sanders kicks 65 yards from MIA 35 to end zone, Touchback.

Las Vegas Raiders at 8:30

1-10-LV 25	(8:30) P.Barber left guard to LV 29 for 4 yards (Z.Sieler; A.Van Ginkel).	
2-6-LV 29	(7:52) D.Carr pass short left to P.Barber pushed ob at LV 32 for 3 yards (J.Baker).	
3-3-LV 32	(7:14) (Shotgun) D.Carr pass incomplete short middle to B.Edwards (X.Howard).	
4-3-LV 32	(7:09) A.Cole punts 45 yards to MIA 23, Center-T.Sieg. J.Grant pushed ob at MIA 30 for 7 yards (A.Ingold).	

Miami Dolphins at 6:59

1-10-MIA 30	(6:59) (Shotgun) J.Brissett pass short right to M.Gaskin pushed ob at MIA 33 for 3 yards (J.Abram).	
2-7-MIA 33	(6:24) (Shotgun) J.Brissett pass incomplete short right to J.Waddle.	
3-7-MIA 33	(6:18) (Shotgun) J.Brissett pass incomplete deep middle to D.Parker.	
	<i>PENALTY on LV-M.Crosby, Roughing the Passer, 15 yards, enforced at MIA 33 - No Play.</i>	X15
<u>1-10-MIA 48</u>	(6:06) (Shotgun) J.Brissett pass short right to M.Gesicki to LV 47 for 5 yards (J.Abram; C.Littleton).	
2-5-LV 47	(5:38) (Shotgun) M.Gaskin left guard to LV 43 for 4 yards (J.Hankins, D.Perryman).	
	Timeout #3 by LV at 05:10.	
3-1-LV 43	(5:10) M.Brown left guard to LV 43 for no gain (J.Hankins; C.Nassib).	
4-1-LV 43	(4:33) (No Huddle) J.Brissett up the middle to LV 43 for no gain (D.Philon; J.Hankins).	

Las Vegas Raiders at 4:29

1-10-LV 43	(4:29) P.Barber up the middle to LV 41 for -2 yards (C.Wilkins).	
2-12-LV 41	(3:47) P.Barber right guard to LV 42 for 1 yard (J.Jenkins).	
	Timeout #1 by MIA at 03:44.	
3-11-LV 42	(3:44) (Shotgun) D.Carr sacked at LV 27 for -15 yards (Br.Jones).	
	Timeout #2 by MIA at 03:39.	
4-26-LV 27	(3:39) A.Cole punts 67 yards to MIA 6, Center-T.Sieg. J.Grant pushed ob at MIA 18 for 12 yards (F.Moreau).	

Miami Dolphins at 3:22

1-10-MIA 18	(3:22) (Shotgun) J.Brissett pass short middle to J.Waddle to MIA 27 for 9 yards (A.Robertson).	
2-1-MIA 27	(2:59) (No Huddle, Shotgun) J.Brissett pass short middle to M.Gesicki to MIA 33 for 6 yards (D.Perryman).	P16
<u>1-10-MIA 33</u>	(2:37) (No Huddle, Shotgun) J.Brissett pass short right to M.Gesicki pushed ob at MIA 40 for 7 yards (C.Littleton).	
2-3-MIA 40	(2:30) (Shotgun) J.Brissett pass incomplete deep right.	
3-3-MIA 40	(2:22) (Shotgun) J.Brissett pass incomplete short right to M.Gaskin.	

Miami Dolphins vs Las Vegas Raiders at Allegiant Stadium

4-3-MIA 40	(2:18) (Shotgun) PENALTY on MIA-A.Jackson, False Start, 5 yards, enforced at MIA 40 - No Play.	
4-8-MIA 35	(2:18) (Shotgun) J.Brissett pass short middle to D.Parker to 50 for 15 yards (C.Hayward).	P17
Two-Minute Warning		
<u>1-10-50</u>	(2:00) (Shotgun) J.Brissett pass short middle to J.Waddle to LV 46 for 4 yards (D.Perryman).	
2-6-LV 46	(1:43) (No Huddle, Shotgun) J.Brissett pass short right to M.Gesicki pushed ob at LV 36 for 10 yards (C.Littleton).	P18
<u>1-10-LV 36</u>	(1:38) (Shotgun) J.Brissett pass short middle to M.Gesicki to LV 27 for 9 yards (T.Mullen).	
2-1-LV 27	(1:15) (No Huddle, Shotgun) J.Brissett pass incomplete deep middle to M.Gesicki. LV-T.Mullen was injured during the play. His return is Questionable. PENALTY on LV-T.Mullen, Defensive Pass Interference, 26 yards, enforced at LV 27 - No Play.	X19
	Timeout #4 by LV at 01:09.	
<u>1-1-LV 1</u>	(1:09) (Shotgun) Direct snap to M.Brown. M.Brown up the middle to LV 2 for -1 yards (C.Littleton; T.Gillespie).	
2-2-LV 2	(:35) (Shotgun) Direct snap to M.Brown. M.Brown up the middle to LV 2 for no gain (D.Perryman; T.Gillespie).	
	Timeout #3 by MIA at 00:29.	
3-2-LV 2	(:29) (Shotgun) J.Brissett scrambles up the middle to LV 1 for 1 yard (D.Perryman, Q.Jefferson).	
4-1-LV 1	(:08) (No Huddle, Shotgun) J.Brissett scrambles up the middle for 1 yard, TOUCHDOWN.	R20
	TWO-POINT CONVERSION ATTEMPT. J.Brissett pass to W.Fuller is complete. ATTEMPT SUCCEEDS.	

MIA 25 LV 25, 13 plays, 82 yards, 1 penalty, 3:20 drive, 14:58 elapsed
--

J.Sanders kicks 65 yards from MIA 35 to end zone, Touchback.

Las Vegas Raiders at 0:02

1-10-LV 25 (:02) D.Carr kneels to LV 24 for -1 yards.

END OF QUARTER

	Score	Time	First Downs				Efficiencies	
		Poss	R	P	X	T	3 Down	4 Down
Miami Dolphins	25	11:07	2	5	2	9	1/5	2/3
Las Vegas Raiders	25	3:53	1	1	0	2	1/3	0/0

Play By Play

Overtime

9/26/2021

LV wins toss, elects to Receive, and MIA elects to defend the North goal.

J.Sanders kicks 65 yards from MIA 35 to end zone, Touchback.

Las Vegas Raiders at 10:00

1-10-LV 25	(10:00) (Shotgun) P.Barber right tackle to LV 31 for 6 yards (N.Needham; X.Howard).	
2-4-LV 31	(9:25) (No Huddle, Shotgun) D.Carr pass deep left to H.Ruggs pushed ob at LV 47 for 16 yards (J.Baker).	P24
1-10-LV 47	(8:46) P.Barber right guard to LV 47 for no gain (A.Van Ginkel).	
2-10-LV 47	(8:07) (Shotgun) D.Carr pass deep middle to B.Edwards to MIA 21 for 32 yards (J.Coleman).	P25
1-10-MIA 21	(7:26) P.Barber left tackle to MIA 20 for 1 yard (B.Scarlett; Z.Sieler).	
2-9-MIA 20	(6:44) (Shotgun) D.Carr pass incomplete deep right to D.Waller.	
3-9-MIA 20	(6:38) (Shotgun) D.Carr pass incomplete short right.	
4-9-MIA 20	(6:32) D.Carlson 38 yard field goal is GOOD, Center-T.Sieg, Holder-A.Cole.	

MIA 25 LV 28, 8 plays, 55 yards, 3:33 drive, 3:33 elapsed

D.Carlson kicks 65 yards from LV 35 to end zone, Touchback.

Miami Dolphins at 6:27

1-10-MIA 25	(6:27) (Shotgun) J.Brissett pass incomplete deep left to W.Fuller.	
2-10-MIA 25	(6:20) (Shotgun) J.Brissett pass deep left to A.Shaheen ran ob at MIA 41 for 16 yards. <i>PENALTY on MIA-A.Jackson, Offensive Holding, 10 yards, enforced at MIA 25 - No Play.</i>	
2-20-MIA 15	(6:00) (Shotgun) J.Brissett pass incomplete short left to D.Parker [M.Crosby]. Timeout #1 by LV at 05:57.	
3-20-MIA 15	(5:57) (Shotgun) J.Brissett pass incomplete deep middle to D.Parker (T.Mullen). Timeout #1 by MIA at 05:50.	
4-20-MIA 15	(5:50) (Shotgun) J.Brissett pass deep left to M.Gesicki pushed ob at MIA 42 for 27 yards (D.Deablo).	P21
1-10-MIA 42	(5:14) (Shotgun) J.Brissett pass incomplete short middle to M.Gesicki.	
2-10-MIA 42	(5:10) (Shotgun) J.Brissett pass short right to J.Waddle pushed ob at MIA 45 for 3 yards (C.Hayward).	
3-7-MIA 45	(4:32) (Shotgun) M.Gaskin left tackle to LV 40 for 15 yards (J.Abram). LV-D.Perryman was injured during the play. His return is Questionable.	R22
1-10-LV 40	(4:04) (Shotgun) J.Brissett pass incomplete deep middle to W.Fuller [Y.Ngakoue]. MIA-W.Fuller was injured during the play. His return is Questionable.	
2-10-LV 40	(3:57) (Shotgun) J.Brissett pass short left to D.Parker to LV 33 for 7 yards (T.Mullen). LV-T.Mullen was injured during the play. His return is Questionable.	
3-3-LV 33	(3:35) (Shotgun) J.Brissett pass short middle to M.Gesicki to LV 32 for 1 yard (M.Crosby; S.Thomas).	
4-2-LV 32	(2:54) J.Sanders 50 yard field goal is GOOD, Center-B.Ferguson, Holder-M.Palardy.	

MIA 28 LV 28, 11 plays, 43 yards, 3:38 drive, 7:11 elapsed

J.Sanders kicks 65 yards from MIA 35 to end zone, Touchback.

Las Vegas Raiders at 2:49

1-10-LV 25	(2:49) (Shotgun) D.Carr pass incomplete deep right to D.Waller (By.Jones).	
2-10-LV 25	(2:43) (Shotgun) <i>PENALTY on LV-K.Miller, False Start, 5 yards, enforced at LV 25 - No Play.</i>	
2-15-LV 20	(2:43) (Shotgun) D.Carr pass deep right to B.Edwards to MIA 46 for 34 yards (Br.Jones).	P26
1-10-MIA 46	(2:12) (Shotgun) P.Barber right guard pushed ob at MIA 19 for 27 yards (J.Holland). MIA-Br.Jones was injured during the play. His return is Questionable.	R27
1-10-MIA 19	(2:04) P.Barber left guard to MIA 11 for 8 yards (J.McCourt; J.Baker).	

Two-Minute Warning

2-2-MIA 11	(1:57) P.Barber left tackle to MIA 10 for 1 yard (C.Wilkins).	
3-1-MIA 10	(1:13) P.Barber left guard to MIA 6 for 4 yards (J.Baker; Br.Jones).	R28
1-6-MIA 6	(:28) D.Carr kneels to MIA 7 for -1 yards. Timeout #2 by LV at 00:03.	
2-7-MIA 7	(:03) (Field Goal formation) <i>PENALTY on MIA-J.Coleman, Neutral Zone Infraction, 4 yards, enforced at MIA 7 - No Play.</i>	
2-3-MIA 3	(:03) D.Carlson 22 yard field goal is GOOD, Center-T.Sieg, Holder-A.Cole.	

MIA 28 LV 31, 8 plays, 72 yards, 1 penalty, 2:49 drive, 10:00 elapsed

END OF QUARTER

	Score	Time Poss	First Downs				Efficiencies	
			R	P	X	T	3 Down	4 Down
Miami Dolphins	28	3:38	1	1	0	2	1/3	1/1
Las Vegas Raiders	31	6:22	2	3	0	5	1/2	0/0

Miscellaneous Statistics Report

Miami Dolphins vs Las Vegas Raiders 9/26/2021 at Allegiant Stadium

Ten Longest Plays for Miami Dolphins

Yards	Qtr	Play Start	Play Description
27	5	4-20-MIA 15	(5:50) (Shotgun) J.Brissett pass deep left to M.Gesicki pushed ob at MIA 42 for 27 yards (D.Deablo).
24	1	1-10-LV 24	(3:15) M.Brown up the middle for 24 yards, TOUCHDOWN.
22	3	3-8-MIA 27	(6:25) (Shotgun) J.Brissett pass short left to J.Waddle to MIA 34 for 7 yards (D.Perryman). PENALTY on LV-D.Perryman, Unnecessary Roughness, 15 yards, enforced at MIA 34.
19	4	2-7-LV 48	(11:03) (Shotgun) J.Brissett scrambles up the middle to LV 29 for 19 yards (J.Abram).
15	4	4-8-MIA 35	(2:18) (Shotgun) J.Brissett pass short middle to D.Parker to 50 for 15 yards (C.Hayward).
15	5	3-7-MIA 45	(4:32) (Shotgun) M.Gaskin left tackle to LV 40 for 15 yards (J.Abram). LV-D.Perryman was injured during the play. His return is Questionable.
14	2	2-23-MIA 16	(1:34) (Shotgun) M.Gaskin left tackle to MIA 30 for 14 yards (Q.Jefferson; Y.Ngakoue).
12	2	1-10-MIA 25	(11:36) J.Brissett pass short middle to D.Parker to MIA 37 for 12 yards (C.Hayward).
10	2	3-9-MIA 30	(1:23) (Shotgun) J.Brissett scrambles up the middle to MIA 40 for 10 yards (D.Perryman).
10	2	1-10-MIA 40	(:41) (No Huddle, Shotgun) J.Brissett pass short left to W.Fuller to 50 for 10 yards (D.Perryman).

Ten Longest Plays for Las Vegas Raiders

Yards	Qtr	Play Start	Play Description
34	5	2-15-LV 20	(2:43) (Shotgun) D.Carr pass deep right to B.Edwards to MIA 46 for 34 yards (Br.Jones).
32	5	2-10-LV 47	(8:07) (Shotgun) D.Carr pass deep middle to B.Edwards to MIA 21 for 32 yards (J.Coleman).
30	3	3-6-LV 46	(10:57) (Shotgun) D.Carr pass short left to Z.Jones pushed ob at MIA 39 for 15 yards (J.Coleman) [E.Ogbah].
27	5	1-10-MIA 46	(2:12) (Shotgun) P.Barber right guard pushed ob at MIA 19 for 27 yards (J.Holland). MIA-Br.Jones was injured during the
25	1	3-10-LV 35	(2:07) (Shotgun) D.Carr pass deep left to H.Renfrow to MIA 40 for 25 yards (N.Needham) [Br.Jones].
25	2	3-3-MIA 29	(2:27) (Shotgun) D.Carr pass short left to H.Ruggs pushed ob at MIA 8 for 21 yards (J.Holland).
24	1	2-8-LV 17	(10:21) (No Huddle, Shotgun) D.Carr pass short middle to H.Renfrow to LV 41 for 24 yards (J.Coleman).
23	1	1-10-MIA 49	(8:17) (Shotgun) D.Carr pass short middle to B.Edwards to MIA 26 for 23 yards (J.Phillips).
23	2	2-6-LV 29	(5:23) (No Huddle, Shotgun) D.Carr pass deep left to H.Ruggs to MIA 48 for 23 yards (X.Howard).
23	3	2-7-LV 38	(3:35) (No Huddle, Shotgun) D.Carr pass short left to P.Barber pushed ob at MIA 39 for 23 yards (E.Roberts).

Touchdown Scoring Information

		Offense	Defense	Special Teams
VISITOR	Miami Dolphins	2	1	0
HOME	Las Vegas Raiders	3	0	0

Player Scoring Information

Club	Player	TD	Rush TD	Rec TD	KO TD	Punt TD	Int TD	Fum TD	Misc TD	FG	XP	2Pt Rush	2Pt Rec	Sfty	Points
MIA	J.Sanders	0	0	0	0	0	0	0	0	2	2	0	0	0	8
MIA	J.Brissett	0	1	0	0	0	0	0	0	0	0	0	0	0	6
MIA	M.Brown	0	1	0	0	0	0	0	0	0	0	0	0	0	6
MIA	E.Roberts	0	0	0	0	0	1	0	0	0	0	0	0	0	6
MIA	W.Fuller	0	0	0	0	0	0	0	0	0	0	0	1	0	2
LV	D.Carlson	0	0	0	0	0	0	0	0	3	2	0	0	0	11
LV	P.Barber	0	1	0	0	0	0	0	0	0	0	0	0	0	6
LV	H.Renfrow	0	0	1	0	0	0	0	0	0	0	0	0	0	6
LV	A.Ingold	0	0	1	0	0	0	0	0	0	0	0	0	0	6
LV	C.Hayward	0	0	0	0	0	0	0	0	0	0	0	0	1	2

Possession Detail

	First Half		Second Half		Game	
	Visitor	Home	Visitor	Home	Visitor	Home
Largest Lead	14	0	0	11	14	11
Drives Leading	4	0	1	3	5	3
Time of Possession Leading	8:58	0:00	2:27	8:43	11:25	8:43
Largest Deficit	0	-14	-11	0	-11	-14
Drives Trailing	0	4	5	1	5	5
Time of Possession Trailing	0:00	12:36	17:10	5:16	17:10	17:52
Times Score Tied Up		0		2		2
Lead Changes		1		3		4

Playtime Percentage

Percent of playtime per player on offense, defense and special teams (Unofficial)

Miami Dolphins

Las Vegas Raiders

		Offense		Defense		Special Teams				Offense		Defense		Special Teams	
A Jackson	T	83	100%			5	15%	A Leatherwood	T	83	100%			6	18%
J Davis	T	83	100%			5	15%	J Eluemunor	G	83	100%			6	18%
M Deiter	C	83	100%			5	15%	J Simpson	G	83	100%			6	18%
R Hunt	G	83	100%			5	15%	K Miller	T	83	100%			6	18%
L Eichenberg	T	83	100%					A James	C	83	100%				
J Brissett	QB	83	100%					D Carr	QB	83	100%				
J Waddle	WR	73	88%					D Waller	TE	66	80%				
D Parker	WR	64	77%					B Edwards	WR	63	76%				
M Gesicki	TE	55	66%					H Ruggs	WR	48	58%			3	9%
W Fuller	WR	51	61%					F Moreau	TE	47	57%			19	58%
M Gaskin	RB	43	52%					P Barber	RB	47	57%			5	15%
D Smythe	TE	34	41%			17	52%	H Renfrow	WR	43	52%			4	12%
M Brown	RB	34	41%					K Drake	RB	36	43%				
A Shaheen	TE	28	34%			6	18%	A Ingold	FB	28	34%			19	58%
M Hollins	WR	24	29%			19	58%	Z Jones	WR	22	27%			12	36%
S Ahmed	RB	5	6%					D Carrier	TE	10	12%			25	76%
J Grant	WR	2	2%			10	30%	W Snead	WR	5	6%			8	24%
H Long	TE	2	2%					J Abram	SS			83	100%	16	48%
J Baker	LB			83	100%			T Moehrig	FS			77	93%	10	30%
X Howard	CB			80	96%	1	3%	D Perryman	LB			76	92%		
B Jones	CB			77	93%	7	21%	C Hayward	CB			73	88%	7	21%
E Rowe	SS			65	78%	1	3%	T Mullen	CB			72	87%	5	15%
E Ogbah	DE			63	76%	6	18%	N Hobbs	CB			71	86%	12	36%
C Wilkins	DT			58	70%	13	39%	M Crosby	DE			62	75%	8	24%
N Needham	CB			57	69%	8	24%	C Littleton	LB			61	73%	10	30%
J Phillips	LB			49	59%	2	6%	Y Ngakoue	DE			61	73%	3	9%
J Jenkins	NT			47	57%	6	18%	J Hankins	NT			49	59%	7	21%
E Roberts	LB			47	57%	6	18%	Q Jefferson	DT			47	57%	8	24%
Z Sieler	DT			42	51%	12	36%	S Thomas	DT			37	45%	6	18%
J Holland	FS			42	51%	10	30%	D Philon	DT			33	40%		
A Butler	DE			41	49%	1	3%	C Nassib	DE			24	29%	13	39%
J McCourty	FS			41	49%			D Deablo	LB			22	27%	19	58%
B Jones	SS			36	43%	24	73%	D Arnette	CB			20	24%	1	3%
A Van Ginkel	LB			34	41%	20	61%	C Ferrell	DE			19	23%		
J Coleman	CB			25	30%	8	24%	K Wright	LB			9	11%	3	9%
B Scarlett	LB			18	22%	27	82%	N Kwiatkoski	LB			7	8%	26	79%
S Eguavoen	LB			5	6%	19	58%	T Gillespie	SS			6	7%	15	45%
C Fejedelem	SS			1	1%	28	85%	A Robertson	CB			4	5%	11	33%
D Riley	LB			1	1%	20	61%	P Onwuasor	LB					18	55%
C Carter	TE					20	61%	D Carlson	K					12	36%
N Igbinooghene	CB					15	45%	A Cole	P					10	30%
J Sanders	K					12	36%	T Sieg	LS					10	30%
M Palardy	P					10	30%	B Parker	T					6	18%
B Ferguson	LS					9	27%	N Martin	C					6	18%
S Kindley	G					5	15%								

LAS VEGAS REVIEW-JOURNAL

Raiders report: Cornerbacks key overtime victory over Dolphins

By Adam Hill

September 26, 2021

Cornerback Casey Hayward Jr. was just fine allowing his first reception in a Raiders' uniform late in the first quarter of his third game with the team.

Hayward made an open-field tackle on Jaylen Waddle on the play for a safety that turned the game around after the Raiders trailed 14-0 on Sunday at Allegiant Stadium.

"Right before that play, I told (cornerback Trayvon Mullen), someone has to make a play," Hayward said after a 31-28 overtime victory. "It just happened to be me. After that, we kind of got it going. That's just what we do. We fought and won the game and came out victorious.

"I'm OK with that being the first reception allowed. We put some points on the board."

Hayward said it was the first safety he had recorded in the NFL, but the play also made history.

It was the first completed pass play in modern league history to result in a safety without a penalty or fumble on the play. Hayward said it was a fortunate coincidence.

"I was trying to just do my job," he said. "I actually probably shouldn't have been there, but it ended up being a good play for me being in the right spot at the right time. I was just trying to read and react and go make a play."

Hayward has been a revelation and a major reason the defense has turned things around after a dismal 2020 season to help the Raiders to their first 3-0 start since 2002.

He's not alone. The defensive line has generated consistent pressure, and the linebackers and safeties are doing a better job tackling. Both of those aspects have helped make new coordinator Gus Bradley's system look even more effective.

Mullen might have had his best game as a pro Sunday. Even when he made a mistake, the third-year pro out of Clemson bounced back.

He committed pass interference late in regulation that led to the game-tying score and briefly left the game with an injury.

When he came back on the field to start overtime, the Dolphins tested him deep twice. He responded both times, breaking up what would have been huge gains.

"He answered the call all game," Hayward said. "He's one of those guys I think can be elite, and I think he played elite. He got a lot of targets, and I don't think many were caught. He's taking that step you should take in year three."

Miscommunication

The win came despite quarterback Derek Carr's early interception that was returned for a touchdown by Elandon Roberts.

The Raiders had been 0-10 in games Carr had thrown a pick-six.

While it appeared tight end Foster Moreau stopped short on the route, Carr said it was his fault.

"He was running a shallow cross, and I had a defender in my face," he said. "I didn't want to take a sack down in there that close, so I kind of tried to guess what he was going to do before he made his decision, and it was my fault. I should have just thrown the ball away."

The Raiders had lost 19 straight games when an opponent returned an interception for a touchdown, dating to 2005.

Historic start

The Raiders and AFC West rival Denver have opened the season 3-0, but not all three-game winning streaks are created equal.

The Raiders are the first team in history to open a season 3-0 with all three wins against teams that won 10 or more games in the previous season.

The Broncos have defeated the Jets, Giants and Jaguars. Those teams are a combined 0-9.

Errant snaps

Center Andre James appeared to settle in with his shotgun snaps after a few of them early made Carr reach and one sailed over his head.

It was the second time a snap has been airmailed this season, leading to a negative play.

On Sunday, Carr was able to throw the ball away only to be whistled for intentional grounding and a loss of 18 in the first quarter.

"It's time on task," Carr said of perfecting the snaps. "I promise you we work on it, but he's also got big dudes in front of him. ... I told him, 'I'm sorry, I just didn't have the hops today.'"

Graney: Peyton Barber runs Raiders past Dolphins for 3-0 start

By Ed Graney

September 26, 2021

The run came off right guard and went for 27 yards. Not like Peyton Barber hasn't had longer or more dramatic ones.

Not like he hasn't been there, done that, moved the chains.

But there was no bigger play for the Raiders on Sunday, as the sixth-year running back helped take control of things when they mattered most just weeks after signing with the team.

The Raiders scaled a small but significant hurdle with a 31-28 overtime victory against Miami before 59,311 at Allegiant Stadium.

They began three of the last five years with a 2-0 record. This is the first time they reached 3-0.

It's actually the first time since 2002, so let that humdinger of a stat sink in for a second.

Career high

Barber assuredly did his part in this latest win by rushing 23 times for a career-high 111 yards and a score. Starting running back Josh Jacobs missed his second straight game with a bum ankle. Someone had to step up.

Barber instead took a few giant leaps forward, one being into the end zone with 13:47 left in regulation to help increase the lead to 25-14.

"He's a pro," Raiders quarterback Derek Carr said. "I'm breaking the huddle and telling him, 'It's this or this.' This offense is hard enough to learn if you sign here or are drafted here, let alone to show up and it's like, 'Here, you have to play.' He was unbelievable."

Said wide receiver Hunter Renfrow: "Peyton is still discovering who he is with us."

Barber was signed off the practice squad of the Washington Football Team on Sept. 4, a player who spent the first four years of his career with Tampa Bay. He actually started all 16 games for the Buccaneers in 2018, when he rushed for a career-best 891 yards.

He did a bit of everything Sunday. Ran hard. Caught three passes for 31 yards. Picked up blitzes. Didn't blow assignments. Went off right guard for 27 when winning was at stake.

"It has been kind of a crazy roller coaster," Barber said. "I wasn't sure where I would be after getting cut and (signed to the practice squad in Washington). But the coaches here believed in me. I love playing for Coach (Jon) Gruden. He has been very honest with me — just be ready when your number is called."

Here's what made his effort even more impressive: The offensive line for long stretches couldn't block me.

There is no way around it. Those up front, rebuilt and hurting, are having a tough time of it. Gruden isn't a fan of many analytical numbers, but there is no hiding the fact that Pro Football Focus offered these pregame ratings:

Tackle Alex Leatherwood (70 out of 70 players at his position across the league), guard Jermaine Eluemunor (50 of 69); center Andre James (31 of 33), guard John Simpson (63 of 69) and tackle Kolton Miller (15 of 70).

The line — sans Miller — hasn't been good at all, and yet the Raiders are still finding ways to win. They did so Sunday when a backup running back signed to the team three weeks ago got loose in Miami territory and advanced the ball to the 19.

Six plays later, including three more runs from Barber, the Raiders won via a 22-yard field goal from Daniel Carlson.

No apologies

"I don't apologize for winning games, no matter how we win them," Gruden said. "We had a need, and Barber was there. When you meet him, he doesn't say anything. He doesn't smile. I don't know what he's feeling. I hardly know this guy.

"But I gave him a big hug and a game ball, I'll tell you that."

I'll tell you what: Barber helped save the Raiders from being 2-1.

Nineteen years later — whoa! — they're 3-0.

There is a lesson here. Not all 27-yard gains are created equal.

Raiders' 2nd-year wideouts let their play do their talking

By Adam Hill

September 26, 2021

Henry Ruggs admitted he had extra motivation in Sunday's game against the Dolphins, even if he didn't want to divulge the source.

"I had a little fire behind me for this game," he said. "I was just ready to go. I don't like to say too much because I don't like to start anything. But some things were said, and I was ready to play and just prove who I am."

The second-year wide receiver's play did plenty of talking.

Ruggs made two spectacular catches in key situations to help the Raiders to a dramatic 31-28 overtime victory Sunday at Allegiant Stadium.

Ruggs finished with four catches for 78 yards and picked up 7 yards on his lone rushing attempt in a game in which he and fellow second-year wideout Bryan Edwards continued to establish themselves as foundational pieces of the offense after somewhat disappointing rookie seasons.

Edwards caught three passes for 89 yards, including a 34-yard reception on the final possession of overtime to set up the game-winning kick.

"I'm always going to be confident in those guys," coach Jon Gruden said. "We were confident on draft day. All they have to do is keep playing and keep taking advantage of their at-bats. Both of those guys had big days against one of the better secondaries in pro football. The fun thing for me is I see these young guys really come alive. I see a different look in their eyes. I see confidence, and now they're starting to demand the ball, so they get on my nerves a little bit."

Gruden will gladly welcome the pestering if the two continue to play as they did Sunday.

Ruggs thinks the success is only beginning.

"The biggest thing is just being comfortable now," he said. "We're more confident in our assignments and our jobs and knowing what we have to do to help our team."

The speedster made one spectacular catch down the left sideline during which he got open, then found a way to get both feet in just inside the boundary. That reception came after he assured himself of a spot on the highlight reel by going up over star cornerback Xavien Howard to make a catch in the second quarter.

It might have been Howard who motivated Ruggs. After last season's meeting, Howard said on a podcast that he had made a 4.3 receiver look as if he's running a 4.5.

If that was what drove Ruggs, he made Howard eat his words.

"He made that play against one of the three best corners in the NFL," quarterback Derek Carr said. "I gave him a chance to make the play, and he's proven that as well as he can run, he plays the vertical game, too. I'm sure you've seen some of his basketball highlights. He can go up and get the ball."

Carr has similar faith in Edwards, and the chemistry is starting to show. He thinks it started through pickup sessions in the park at 6 a.m. over the summer and has only continued to grow.

"I definitely challenged them, and they stepped up," Carr said. "Going against these corners and that defense, you go back to last year and how many turnovers they caused, and you watch them on film and how sticky their coverage is against really good receivers and they're making some huge plays for us."

The second-year pros also impressed third-year receiver Hunter Renfrow, who had five catches for 77 yards and a touchdown.

"I love Bryan and Henry, and it's just so much fun watching them play," he said. "I get to run a route, and then we throw it deep and I get to sit there and watch from the best seat in the house. It's fun being their teammate and watching them develop, because they took a lot of criticism from people last year for not having the type of year they wanted and they were hurt a little bit."

More performances like Sunday's, especially against defenders with reputations like that of the Dolphins, will make their rookie years seem like a distant memory.

"I feel like I'm a playmaker, and I can make plays with the best in this league no matter who they are or what their name is," he said.

Grading Raiders' OT win over Dolphins

By Ed Graney

September 26, 2021

OFFENSE: B-minus

Derek Carr (26 of 43, 386 yards, 2 TDs) threw a Pick-6 via some serious miscommunication with tight end Foster Moreau. The offensive line allowed two sacks, nine quarterback hits and four tackles for loss. It was a big-time struggle for those up front. But the running game was saved by a career-high 111 yards from Peyton Barber on 23 carries. Barber also scored a touchdown and his 27-yard run late in overtime helped set up the game-winning field goal. Carr completed passes to nine receivers. Bryan Edwards and Henry Ruggs combined for seven catches and 167 receiving yards. Hunter Renfrow had five for 77.

DEFENSE: B

It was really, really good ... for three quarters. But when you blow an 11-point lead in the fourth quarter and can't get a backup quarterback (Jacoby Brissett, 32 of 49 for 215 yards) off the field when he's facing downs such second-and-23 and fourth-and-20, things need some cleaning up. Quinton Jefferson had the team's lone sack. The Raiders had seven quarterback hits and two tackles for loss.

SPECIAL TEAMS: B-minus

Daniel Carlson hit the game-winner in overtime from 22 yards — he also made good from 50 and 38 — but his missed extra point with 13:47 left eventually allowed Miami to tie the game with a touchdown and two-point conversion with two seconds remaining in regulation. A play that might go unnoticed but shouldn't is wide receiver Zay Jones downing a punt inside the Miami 5 late in the first quarter. One play later, cornerback Casey Hayward tackled rookie Jaylen Waddle in the end zone for a safety to get the Raiders on the scoreboard. It was the first catch Hayward had allowed all season. And it actually delivered two points.

COACHING: B

Not sure about the timing of some second-half timeouts, but Jon Gruden's late-game play-calling, specifically in overtime, proved to be a big difference yet again. Gus Bradley's defense didn't allow Miami points on six of its first seven possessions and kept the Raiders in this one until the offense figured some things out.

3 quick takeaways from Raiders-Dolphins game

By Mark Anderson

September 26, 2021

Three takeaways from the Raiders' 31-28 overtime victory over the Miami Dolphins on Sunday at Allegiant Stadium.

1. Showing grit late

This was the second in three games that have gone to overtime, and the Raiders won both by finding ways to make key plays.

Against the Baltimore Ravens in the opener, it was a forced fumble and touchdown pass. Then against the Dolphins, the Raiders made enough plays to move into field goal range and then stepped up defensively to hold Miami to a field goal.

The biggest play was Johnathan Abram's breakup of a pass into the end zone that saved the game for the Raiders.

2. Mistakes nearly costly

The Raiders survived in overtime, but the game never should have reached that point.

Daniel Carlson missed an extra point that later allowed Miami to get within a possession at 25-17. That miss came back to bite the Raiders when the Dolphins scored a touchdown and two-point conversion with two seconds left to force overtime.

With the Raiders still holding an eight-point lead, they appeared to get the Dolphins off the field with a three-and-out, but defensive end Maxx Crosby gave Miami extra time by roughing the quarterback. The Raiders wound up stopping the Dolphins on downs, but it was more drama than necessary.

3. Spreading it around

The Dolphins, like the Pittsburgh Steelers the week before, did all they could to take Raiders tight end Darren Waller out of the game.

He still produced, as did his teammates to keep the offense moving. Six players were each targeted at least five times as Carr repeatedly found the right player.

That was especially evident in the third quarter when on second-and-19, he found Hunter Renfrow for 10 yards and then a 12-yard touchdown pass to put the Raiders in front 19-14. It was their first lead of the game.

Raiders overcome themselves, Dolphins in 31-28 OT thriller

By Vincent Bonsignore

September 26, 2021

To start a season with three straight wins for the first time since 2002, which just so happens to be the last time the Raiders reached a Super Bowl, they had to overcome a familiar opponent on Sunday at Allegiant Stadium.

Themselves, to be perfectly blunt.

Their ability to survive a shaky start offensively, a momentary, fourth-quarter lapse defensively, and a handful of back-breaking penalties to beat the Dolphins 31-28 in overtime revealed just how different this Raiders team is from most of its recent predecessors.

It's a combination of talent and resiliency that has been sorely lacking in the Raiders for far too long.

"In a lot of losses, I would stand up here and try and describe how just so many little things matter," Raiders quarterback Derek Carr said. "And it got kind of old. I was tired of doing it. So I just started giving short answers because I was tired of talking about it. I was tired of losing."

Three straight wins into a season that has already challenged the Raiders' physical will and mental toughness, Carr can now talk about actually accomplishing those things that make the difference between winning and losing.

"That's the headline today to me, really," Raiders coach Jon Gruden said. "We had some penalties that really went against us. We fell behind. Gave up a fourth-and-20. Missed an extra point. But you just finish."

When calamity hit on Sunday, the Raiders calmly settled down and dealt with it. In the past, it would have been their demise. They survived.

"That's what you want early on in the season," wide receiver Hunter Renfrow said.

In need of big-time players to make big-time plays, the Raiders found them across all corners of the field. Far too often over the last two decades, similar searches came up empty.

It was cornerback Casey Hayward guessing right at the Dolphins' goal line to bum rush a screen pass and come up with a safety. The Raiders trailed 14-0 when Hayward dropped Jaylen Waddle in the end zone. The two points he created redirected momentum and resulted in a 25-point Raiders run to take a 25-14 lead.

"I think it was a momentum shifter," Hayward said.

It was young wide receivers Henry Ruggs and Bryan Edwards coming up with huge catches on must-have scoring drives, with Ruggs leaping high into the air to come up with one ball and then brilliantly working the sidelines to come up with another while finishing with four catches for 78 yards. Edwards had three catches for 89 yards, two of 32 and 34 yards on drives that helped set up two Raiders field goals. The second of which won the game when Daniel Carlson was good from 22 yards.

It's been decades since the Raiders had a pair of young weapons like Ruggs and Edwards. Let alone planted them alongside players like tight end Darren Waller and Renfrow, both of whom came up with clutch plays of their own on Sunday.

"I'm just so proud of their work ethic," Carr said. "Because it's showing up in games."

It was third-year cornerback Trayvon Mullen shaking off a disastrous pass interference call in the end zone to come up with two huge game-saving plays in overtime.

The pass interference call set up the Dolphins at the Raiders' 1-yard line with one minute left in regulation and resulted in quarterback Jacoby Brissett's 1-yard touchdown run with two seconds left, followed by his 2-point conversion throw to Will Fuller to send the game to overtime.

Mullen bounced back in the extra period to come up with breakups on deep pass attempts to Fuller and DeVante Parker. Failure to do so could have easily changed the outcome.

"We've got some young players that are getting better," Gruden said. "We've seen (Maxx) Crosby. Now we're seeing Mullen. Ruggs, Edwards. Some of these young guys are really improving. And I think Trayvon has backed up everything he's done all summer."

The Raiders are doing a lot of that so far this season.

LAS VEGAS SUN

Chaos and change: Raiders show progress in second straight crazy, close home win

By Case Keefer

September 27, 2021

Derek Carr sat in the Raiders' Allegiant Stadium locker room after a whirlwind 31-28 overtime victory against the Miami Dolphins on Sunday vocally going over his mistakes with Jon Gruden.

It's part of Carr's gameday process, but in his words, "so much chaos," happened in Las Vegas' latest victory that he was struggling to recall everything. Still, he tried — detailing missed throws and forgone opportunities before Gruden interrupted him.

The Raiders' coach had heard enough.

"He's like, 'Dude, you're all right, we'll attack that tomorrow'" Carr shared.

It wasn't flawless; heck, it was downright sloppy, but the Raiders persevered against the Dolphins to start a season 3-0 for the first time since 2002. And Las Vegas did it by winning the exact type of game it lost to Miami last year.

Foolish errors and untimely gaffes piled up in a similar fashion to the way they did to lead the Raiders to a last-second loss in December, but this time, they fought through them.

It was a victory for the “just win, baby” pantheon, a second-straight disorienting thriller since the Raiders opened their \$2 billion stadium to fans.

“They’re probably thinking we play five quarters in football (like) hockey plays three” wide receiver Hunter Renfrow joked. “Hopefully, we can find a way a little faster next time.”

Here’s the important thing sure to be lost in the recounting of all the swings of fortune and the analyzing of a win-probability chart that looks like a seismograph — The Raiders played more than well enough to get it done faster. Strictly from an efficiency standpoint, they might have played their best game of the year — putting up 497 total yards and averaging 6.1 yards per play to the Dolphins’ 330 and 4.2.

Renfrow said a whole lot of “self-inflicted” wounds kept things interesting, and that wasn’t just coach-speak. The box score clearly illustrates that the Raiders kept the Dolphins in the game more than the Dolphins kept themselves in it.

“I don’t apologize for winning games no matter how we won them,” Gruden said.

“There were some catastrophic plays today and you can write (them), you can list them.”

Here’s an abbreviated attempt:

- Rookie right tackle Alex Leatherwood missed a block that led to Dolphins linebacker Elandon Roberts picking off an errant throw by Carr and returning it 85 yards for a touchdown to go up 7-0.
- Center Andre James similarly missed a block and caused running back Peyton Barber to get blown up in the backfield on a 4th-and-1 conversion attempt from Las Vegas’ own 34-yard line. That led to Miami going up 14-0 via a short field.
- Kicker Daniel Carlson shanked an extra point early in the fourth quarter after a Barber touchdown that gave the Raiders 25 unanswered points.
- Gruden became overly conservative with the 25-14 lead, attempting to run clock but instead prompting back-to-back three-and-outs that were followed with Dolphins’ scoring drives to force overtime.
- The typically reliable pass rush was nowhere to be found on a 4th-and-20 play in overtime where a stop would have ended the game, allowing Miami quarterback Jacoby Brissett to find tight end Mike Gesicki for a 22-yard gain.

“We were lucky to overcome those,” Gruden said.

And, at least for those burdened by recent history, the Raiders seemed *unlikely* to overcome those mistakes. One reason they’ve been among the NFL’s losingest franchises over the last decade is because they often can’t find a way to finish close games.

But Las Vegas found a way against Miami, and it found it with a variety of players. The early comeback started when Casey Hayward continued to stake his claim as the NFL’s top cornerback early this season.

He allowed his first reception of the year, to Jaylen Waddle on a screen at the goal line but stuffed it in the end zone for a safety.

"Right before that play, I talked to (Trayvon Mullen) and said, 'Somebody's got to make a play,'" Hayward recalled. "It just happened to be me. I think it was a momentum-shifter. After that, we got it going."

They got going largely behind their duo of second-year receivers as Brian Edwards and Henry Ruggs were their top two receivers, combining for seven catches for 168 yards. Ruggs made a leaping catch over Xavien Howard, whom Carr called the NFL's top cornerback earlier in the week, as part of the Raiders' first touchdown drive.

He flexed, yelled and jumped in celebration, emotion that's typically out of character but was drawn out Sunday in part because Ruggs was motivated by a poor game against Howard last December.

"I had a little fire behind me in this game," Ruggs said.

Barber eventually got ignited too. Filling in for the injured Josh Jacobs, who missed his second straight game, Barber ran for a career-high 111 yards and pulled in three catches for 31 yards.

Claimed off of the Washington Football Team practice squad just three weeks ago, Barber became a vital part of the Raiders' offense and awoke their dormant running game.

Daniel Carlson's game-winning 22-yard field goal as time expired in overtime was set up by four straight runs for 40 total yards from Barber.

"I hardly even know this guy, but I gave him a big smile and a game ball, I'll tell you that," Gruden said. Like Carr, Barber had some plays he probably wished he could redo after the victory. He fumbled going into the end zone early in the game, but Ingold averted disaster by snatching the loose ball out of the air at the 1-yard line.

That was symbolic of the whole game. The Raiders continually came close to giving it away, but kept finding ways to stay afloat and ultimately did enough to win.

And the Allegiant Stadium crowd, for the second straight home game, got quite the unexpected, suspense-filled show out of it.

"I think they're getting their money's worth and I just don't care," Carr said. "I just want to win. So, if they see us win 40-0 and want to leave at halftime — I don't think they will, hopefully they don't, but I would much rather do it that way. But I am happy we've been able to pull out two overtime wins because what a great win for our city."

Analysis: Raiders survive Miami, win in OT to reach 3-0

By Mike Grimala

September 26, 2021

How did that happen?

Las Vegas notched its second overtime victory of the season, 31-28, over the Miami Dolphins, but the way the Raiders got there was a wild journey indeed.

The Raiders appeared to be sailing to a comfortable win after erasing an early 14-0 deficit, but the Dolphins scored the final 11 points of regulation—including a FitzMagic redux from backup quarterback Jacoby Brissett—to force an unlikely overtime period.

After the teams traded field goals in overtime, Derek Carr led Las Vegas deep into Miami territory to set up Daniel Carlson's 22-yard game-winner.

It was a wild ride, and one that probably didn't have to go to overtime. But the bottom line is the Raiders are now 3-0 and in first place in the AFC West (tied with the Denver Broncos).

Carr comes through

Derek Carr continued his excellent start to the season, but he had to work at it.

The day couldn't have begun much worse for the Raiders quarterback. On the second drive of the game he tossed a pick-6 that wasn't entirely his fault (tight end Foster Moreau appeared to cut in the opposite direction that Carr had anticipated). The next Raiders possession ended in their own territory when consecutive running plays were stuffed in the backfield on 3rd-and-1 and 4th-and-inches; Miami scored four plays later to make it 14-0.

Two possessions later, Carr once again moved the ball to the edge of the red zone before center Andre James fired a shotgun snap over his head on first down. Another potential scoring drive ended in a punt.

Carr kept pushing, though, and he eventually found his rhythm. A short touchdown to fullback Alec Ingold in the second quarter and a catch-and-run touchdown by Hunter Renfrow in the third quarter gave Las Vegas its first lead, 19-14, and Carr led another scoring drive (finished off by a Peyton Barber 1-yard TD run) to make it 25-14 early in the fourth quarter.

And when Miami came back to tie the game on the final play of regulation, Carr regrouped the offense and put points on the board in overtime. The Raiders won the toss and drove 60 yards to set up Daniel Carlson's 38-yard go-ahead field goal; Carr was 2-of-4 for 48 yards on the drive. After Miami extended the game, Carr hit Bryan Edwards on a 34-yard corner route to help set up the winning field goal.

Despite the early struggles Carr finished 26-of-43 for 386 yards with two touchdowns and one interception. It was a class in not panicking, either early or late, and grinding out another close victory.

Gruden gets lucky

Jon Gruden stopped coaching this game with four minutes left in the fourth quarter, and it almost cost the Raiders a win.

Protecting a 25-18 lead, the Las Vegas defense forced Miami into a 4th-and-1 from midfield with 4:33 on the clock; Brissett attempted a QB sneak but was stuffed. At that point the Raiders players began to celebrate, and Gruden seemed to think that was that. On the Raiders' ensuing possession, he called handoffs to Peyton Barber on first and second down as if the game were already decided. Both plays went nowhere, and Carr was sacked on third down. Las Vegas punted it right back to Brissett, who led Miami downfield for the game-tying touchdown and 2-point conversion with two seconds on the clock.

It's not the first time Gruden has gotten too conservative in a big spot, and it won't be the last. That's just his nature. Taking his foot off the gas with so much time on the clock was inexcusable, except that Carr and the offense did excuse it by scoring twice in overtime.

Sometimes it's better to be lucky than good, and you can't argue with a 3-0 record.

Defense hangs on

How to explain the Las Vegas defense on Sunday? When it was good, it was really good. And when it was bad, it was really bad.

Miami jumped out to a 14-0 lead thanks to a pick-6 and a short field after a Las Vegas turnover on downs—nothing that could be blamed on the defense. And Gus Bradley's crew took over from there, shutting out the Dolphins until allowing a 46-yard field goal midway through the fourth quarter. By that time, Miami had gone scoreless on five straight possessions, allowing Las Vegas to put up 25 unanswered points to come all the way back and take control of the game.

The first big play came via offseason addition Casey Hayward. Miami tried to throw a wide-receiver screen while backed up at its own 1-yard line and the veteran cornerback pounced, tackling Jaylen Waddle in the end zone for a safety. That made it 14-2 and completely reversed the momentum of the game, which had been all Miami to that point.

And they got the huge stop on 4th-and-inches, stuffing Brissett behind the line to seemingly seal the game in the fourth quarter (or so Gruden thought). That was all really good.

But on Miami's final drive, things came unglued. Brissett completed 7-of-9 passes for 50 yards to move the ball to the goal line, then scored on a 4th-and-goal scramble with two seconds left; his 2-point conversion pass to Will Fuller was good, and it was off to overtime.

After the Raiders put up three points on the first drive, Brissett threw three incomplete passes (sandwiched around a penalty) to put Miami in a 4th-and-20 situation. In a play reminiscent of the Ryan Fitzpatrick miracle/fiasco from last year, Brissett stepped up in the pocket and hit a wide-open Mike Gesicki for 27 yards and the ultra-long conversion.

To the credit of Gus Bradley's defense, they did show some resolve in holding Miami to a field goal on that drive and giving Carr a chance to win the game. It's fair to say that side of the ball is a work in progress, but still much improved over last year.

Raiders win another wild overtime game at Allegiant Stadium

By Case Keefer

September 26, 2021

They never make it easy on themselves.

That's what Raiders defensive end Maxx Crosby said after the team's season-opening win over the Ravens at Allegiant Stadium, and it's a statement that could apply just as easily to their second home game of the year. Las Vegas blew a two-score lead to Miami in the final 10 minutes of regulation today and then allowed a 4th-and-20 conversion in overtime to help prolong the game but recovered from both to win 31-28.

The Raiders are now 3-0 for the first time since 2002 when they reached the Super Bowl.

They marched right down the field after winning the overtime coin toss but stalled at the 20-yard line, leaving kicker Daniel Carlson to make a 38-yard field goal that looked like it would be the game-winner for a moment.

Las Vegas' defense had Miami backed up to its own 15-yard line on the next possession, but Dolphins quarterback Jacoby Brissett hit Mike Gesicki with a 27-yard fourth-down converting pass. Jason Sanders made a 50-yard field goal a few minutes later, knotting the game up at 28-28.

Las Vegas got the ball back with just less than three minutes remaining and quarterback Derek Carr was able to engineer a game-winning drive. He hit Bryan Edwards with a 34-yard completion, and then running back Peyton Barber broke loose for a 27-yard rush to get into sure field goal range.

Carlson hit an 22-yard field goal with no time left on the clock for the real game-winner.

Carr kept up his torrid, NFL-leading pace to start the season with 386 passing yards by completing 26 of 43 attempts and throwing for two touchdowns. Barber, poached off of Washington's practice squad less than a month ago, had a breakout game in relief of the injured Josh Jacobs in picking up 111 rushing yards and a touchdown.

Barber dove over a pile at the goal line from 1-yard out at 13:50 of the fourth quarter to give the Raiders 25 unanswered points and a 25-14 lead. Alec Ingold and Hunter Renfrow had also caught touchdown passes as part of the onslaught.

But the Raiders turtled up from there, which allowed the Dolphins to come back in a game where they were statistically outgunned throughout. Las Vegas had a 497-330 yardage edge.

The Dolphins' first two touchdowns were a direct result of Raiders' mistakes, as Elandon Roberts first returned an interception 85 yards for a touchdown. Then, the Raiders went for a 4th-and-1 deep in their own territory but got stuffed, leaving a short field that allowed Malcolm Brown to break free for a relatively short 18-yard touchdown run.

Las Vegas is now tied with Denver atop the AFC West standings, and starts divisional play next week against the Los Angeles Chargers on Monday Night Football.

THE ATHLETIC

Tafur: The Raiders' belief in themselves carried them to 3-0 despite some miscues

By Vic Tafur

September 26, 2021

LAS VEGAS — Last Monday, back when a 3-0 record was just a possibility, Raiders defensive coordinator Gus Bradley reminded the team about what to do with early success.

"Continue to eat crumbs," he said. "Be allergic to the big meal."

The Raiders are feasting on the scraps, improving to 3-0 Sunday with a 31-28 overtime win over the Dolphins. Both wins at home have come in overtime.

"Las Vegas fans must think we play five quarters and hockey three," receiver Hunter Renfrow said.

The Raiders fell behind 14-0 for the second consecutive home game and relied on their defense to lead the comeback. This game really had no business going into overtime, as the Raiders rolled off 25 straight points, but the offensive play calling got tight and the defense grew tired.

Hey, we're not nitpicking a 3-0 start — the Raiders' first since 2002. They're also the first team in NFL history to start 3-0 with three wins over teams that won 10-plus games the previous season.

The Raiders are a resilient team — and that starts with the confidence that they have developed under coach Jon Gruden and quickly under Bradley.

"I didn't like the way we started," Gruden said afterward. "We give up a fourth-and-20, we miss an extra point, we make things awfully difficult sometimes. ... We had some terrible penalties, but you just finish.

"You just find a way to finish, and I am really proud of our coaches and players for doing it."

What got the Raiders started was a bizarre Dolphins play call after an AJ Cole punt had pinned Miami at its own 1-yard line. Up 14-0, Jacoby Brissett threw a screen pass from the Dolphins' own end zone. Jaylen Waddle caught the ball 5 yards deep, and Casey Hayward just had to make a clean tackle for the safety to get the crowd going.

"Right before that play, I talked to (Trayvon Mullen) and said someone's got to make a play — it just happened to be me," Hayward said. "It was a momentum shifter. After that, the offense started to get it going and the defense started to play faster, with a little bit more urgency.

"That's what we do."

Hayward, the other veteran players and the youngsters have all played fast under Bradley. More important, they've taken ownership of teammates and the collective defensive effort.

The Raiders finished with only two sacks Sunday but had pressure all game on Brissett, who started in place of the injured Tua Tagovailoa.

"It seemed like Yannick (Ngakoue) was jumping the snap every time," Renfrow said. "It's just so much fun to watch that D-line work."

Brissett hung in there and made some big plays late — a fourth-and-20 escape and completion in overtime had to give Raiders fans a nauseating sense of déjà vu. That allowed them to get in position for a tying field goal and gave Brissett several chances to go for the winner. Twice, Mullen broke up deep passes, and a third was just out of the reach of Will Fuller.

The defense was firing up the crowd and feeding off the increasing volume. After one stop, the Raiders crowd camera caught UFC featherweight champ Alexander Volkanovski, who had just won a brutal fight 16 hours earlier, yelling his head off, with his title belt on one shoulder and a Raiders foam finger on his hand.

That has to be the cover of the next game program.

Derek Carr, who led the Raiders on his 26th career game-winning drive, was almost as excited as the champ about the defense.

"We saw in training camp their confidence, and it's growing every week," Carr said. "The excitement that Gus brings and the guys that we bring in — these guys are ready to play, and they're used to that atmosphere and making the big play.

"It's fun for me. When (Charles Woodson) was here, the crowd would get excited and you just knew that C-Wood would make a play. You knew Khalil (Mack) was going to get in there and strip the ball and we were going to win the game. And it's starting to feel that way with these guys. Trayvon Mullen had a huge play knocking that ball away. That stuff is so exciting."

The best part of the defensive line is that it comes in waves. While nine Raiders had catches on offense, it seemed like that many made plays up front on defense.

"The D-line, those guys are monsters," linebacker Denzel Perryman said Thursday. "First group, second group ... third group, it doesn't matter."

And Perryman has become a bonafide enforcer in his month on the team.

"Denzel Perryman is absolutely obliterating people out there, and I love it," Carr said.

While the offense had plenty of confidence last season, it has only grown with the continuing emergence of second-year receivers Henry Ruggs III and Bryan Edwards.

Ruggs (four catches for 78 yards) showed that he can beat top cornerbacks in ways other than running deep, and Edwards came down with a huge 34-yarder on the winning overtime drive.

"The fact that they're able to create separation, go up and make huge plays just gives me so much confidence," Carr said. "And it doesn't just happen in games. This confidence started back in camp. It started before camp.

"Now we're getting into games and they're making some huge plays for us. I think that's a big thing in the young guys, just gaining confidence. Making plays against good teams, against good players, that should give you all the confidence in the world that you can do it week in and week out."

The offensive line had a rough start — “We had one play where both guards pulled and ran into each other; that’s not by design,” Gruden deadpanned — and as much as you might hate Gruden going for it on fourth-and-1 from his own 34-yard line in the first quarter, his stubbornness is also a bizarre form of confidence. The Raiders obviously miss Josh Jacobs (out for a second week with an ankle injury), but they are going to give the ball to Peyton Barber on third-and-1. And then on fourth-and-1. And then again until he breaks through.

Barber, whom the Raiders signed off Washington’s practice squad last month, finished with a career-high 111 yards on 23 carries — 15 for 81 in the second half.

“I hardly know this guy,” Gruden said, “but I gave him a big hug and a game ball, I will tell you that.”

The Raiders are getting it done on offense without Jacobs and starting guards Richie Incognito and Denzelle Good, and on defense with a bunch of guys who just started playing together a month ago.

As Hayward said, it’s just what the Raiders do now.

Five takeaways from the Raiders’ overtime win over the Dolphins: ‘They’re getting their money’s worth’

By Tashan Reed

September 26, 2021

LAS VEGAS — The Raiders reside in the entertainment capital of the world, and their first two games in front of fans here haven’t been short on action. They overcame two-score deficits and went into overtime in each game and — to the delight of the Raiders fans in attendance among split crowds at Allegiant Stadium — came out on top in both contests.

“I think they’re getting their money’s worth,” quarterback Derek Carr said with a smile Sunday. “I’m just glad that we can come in and be able to win those games.”

The Raiders beat the Dolphins 31-28 on Sunday on a last-second field goal by kicker Daniel Carlson in overtime. Las Vegas travels to Los Angeles in Week 4 to take on the Chargers (2-1) on Oct. 4. Here are five observations from their win over Miami (1-2) to improve to 3-0 for the first time since 2002.

1. Jon Gruden got too conservative in the fourth quarter

After the Dolphins kicked a field goal to make it 25-17 with 8:34 remaining in the fourth quarter, Gruden got tight. He dialed up a Peyton Barber rush on first down, then a short dump-off to the running back on second down before a Carr pass intended for Bryan Edwards was broken up on third down.

Miami had a turnover on downs on its next possession, but Gruden still didn’t loosen up. He called back-to-back handoffs to Barber before Carr was sacked on third down. On the ensuing drive, the Dolphins tied the score and forced overtime.

The run-run-pass sequences on both Raiders possessions were predictable, overly safe and easy for Miami to defend. They weren’t the only reasons the game went into overtime — a missed PAT after Barber’s fourth-quarter touchdown run didn’t help — but having two quick three-and-outs was certainly a significant factor. Gruden hasn’t had many instances so far this season when he’s gotten conservative — and he went for it from his own 34-yard line in the first quarter, which backfired — but it’s been an issue in years past. I’m not

suggesting that he should get reckless as an offensive play caller, but he has to maintain aggressiveness consistently regardless of the situation to avoid this sort of thing happening in the future.

2. Defense carried the offense through another sluggish first half

The Raiders offense has averaged just 10.3 points in first halves this season. The defense has held opponents to 11.7 first-half points, which has kept the team in games that otherwise might have gotten out of hand. Both trends continued against the Dolphins as the Raiders trailed 14-12 at the break despite a rough start offensively.

Las Vegas averaged a decent 5.5 yards per play in the first half, but it turned the ball over twice and punted twice in six possessions as the team fell behind 14-0. Miami's Elandon Roberts had a pick-six off Carr in the first quarter, so the defense was responsible for giving up only seven points. Even the lone score it allowed came after the offense failed to convert the fourth-and-1 at its own 34-yard line. On top of that, the defense was responsible for two of the points that the Raiders scored thanks to a safety by cornerback Casey Hayward.

The Dolphins went scoreless on five of their six possessions and averaged just 4.5 yards per play in the first half. Obviously, the Raiders want to figure out a way to get off to faster starts, but it's a strong sign that their defense has seemingly gone from an abysmal unit to one capable of keeping the team alive in a contest. "We had defenses last year and the year before that we didn't always know if they were going to go out there and stop them, to be honest," receiver Hunter Renfrow said Sunday.

That's no longer the case.

"I don't think anybody panicked," Renfrow said. "We knew everything we did was self-inflicted and the defense was going to play hard and keep us in it. They did, and we won the game."

3. Offense eventually found its balance and hit a groove

After Hayward's safety, the Raiders' offense came to life. Carr found Henry Ruggs III for an 18-yard gain on a third-and-6 three plays later and, while the drive stalled later after Carr was sacked on a third down, Daniel Carlson drilled a 50-yard field goal to cap the first successful offensive possession. Carr hit Ruggs for chunk gains of 23 and 21 yards on the following drive before throwing a 1-yard touchdown to fullback Alec Ingold to bring his team within two points before halftime.

The biggest difference in the second half and overtime was the Raiders' running game. After averaging 2.9 yards per rush in the first half, they averaged 4.7 yards per carry in the last three periods.

"Better execution," Gruden said when asked what the difference was. "I think we had one play where both guards pulled and ran into each other; that's not by design. We misfired on some plays, honestly, and I'll say this: Miami was the No. 1 defense in the league last year. And some of the looks, if you really count the different looks that they give you, it's not only man-to-man. It's overload blitzes. It's different personnel groupings. They're a handful. We earned that one today; they're a good football team."

Barber led the way with 23 carries for 111 yards and a touchdown. He also flashed as a receiving option and finished with 26 touches for 142 yards. Carr passed less frequently but was more efficient with a reliable running game. After completing 14-of-24 passes while averaging 8.0 yards per attempt in the first half, he completed 12-of-19 passes while averaging 10.3 yards per attempt in the final two periods and overtime. Carr finished with 386 yards passing, his third consecutive game with 380-plus yards and two touchdowns.

LV – QB Derek Carr

2021 STATS

COMP 88 2nd	ATT 136 2nd	YDS 1203 1st
TDS 6 10th	INTS 2 17th	YDS/G 401.0 1st

The offense was clicking through the air and on the ground and put together a nine-play, 67-yard drive ending in a 12-yard touchdown catch by Renfrow in the third quarter to take the Raiders' first lead at 19-12. They followed that with an 11-play, 94-yard drive ending in a 1-yard touchdown rush by Barber early in the fourth quarter. In total, the offense scored 25 unanswered points and put the team in a good position before the late collapse.

After back-to-back three-and-out possessions to end the fourth quarter, the offense found a rhythm again in overtime. On the first drive of the period, Carr threw a dime to Ruggs for a gain of 16 yards, then hit Edwards for 32 yards to set up a field goal. On the Raiders' second drive in OT after Miami matched their field goal, Carr found Edwards for 34 yards and Barber broke off a rush of 27 yards to set up the winning try. For the most part, the offense was rolling in the second half.

4. Andre James is struggling

The center has had a botched snap in three consecutive games. The Raiders have recovered all three, but the plays still resulted in self-inflicted lost yardage. Additionally, James has had issues with snap location whether Carr is under center or in the shotgun. Far too often, his snaps are too low or too high. That may sound like nitpicking, but that sort of thing throws off timing for a quarterback.

James has also gotten pushed back frequently in both run and pass blocking situations. Along with starting guards Denzelle Good (ACL) and Richie Incognito (calf) being out because of injury, James' lackluster play has resulted in the Raiders being unable to get much push in the run game or reliable pass protection from their interior offensive line.

It was always going to be difficult for James to fill the void left by Rodney Hudson, but the Raiders need him to be at least an average starter to justify trading away the All-Pro center. They'll have to live with growing pains from James and count on him to improve with experience.

"It's honestly time on task," Carr said. "I promise you we work on it. He's also got a big dude in front of him. But there's no excuses; he still wants to put it there."

5. Defense played well, but end of game is something to learn from

The Raiders allowed just 4.2 yards per play and 330 total yards and held the Dolphins scoreless in the second and third quarters. The defense was well on its way to its best performance of the season through three quarters, but the unit struggled to close the game.

"I think overall as a defense we played good for three quarters," Hayward said Sunday. "We gotta find a way to play good for four."

Miami scored on three of its four possessions in the fourth quarter and overtime. The Raiders offense and Carlson's missed extra point in the fourth quarter played roles in the collapse, but the defense also suffered a drop-off.

The Raiders allowed conversions on only 3-of-9 third downs during that stretch but gave up first downs on 3-of-4 fourth downs that the Dolphins went for. The two most egregious breakdowns came at the most pivotal moments of the game.

On a fourth-and-1 with a couple of seconds left in the game, Denzel Perryman missed a tackle on quarterback Jacoby Brissett, who juiced him on a 1-yard touchdown run that led to the tying two-point conversion. Then, on a fourth-and-20 in overtime, Brissett extended the play with his legs and found Mike Gesicki for a 27-yard gain that ultimately led to a field goal to tie the score at 28.

The errors don't nullify the good from the defense, which still managed to hold the Dolphins to a field goal in overtime. Rather, it's indicative that the team remains a work in progress when it comes to learning to close out games. For a team hoping to make the playoffs, improvement in that area is imperative.

"We gotta finish better," Gruden said. "There were some catastrophic plays today ... and we're lucky to overcome those."

ASSOCIATED PRESS

Carlson's Field Goal Gives Raiders 31-28 OT Win Over Miami

By W.G. Ramirez

September 26, 2021

LAS VEGAS (AP) — The Las Vegas Raiders are off to their best start since 2002.

Coach Jon Gruden isn't about to nitpick about how they're winning.

Reigning AFC Special Teams Player of the Week Daniel Carlson's 22-yard field goal as time expired in overtime lifted the Raiders to a 31-28 victory over the Miami Dolphins on Sunday. It marked the second time in the Raiders' first three games — both at home — they overcame a two-touchdown deficit to win in overtime. They also did so against Baltimore in Week 1 on a Monday night.

"I don't apologize for winning these games, no matter how we won them," Gruden said. "When you're down 14-0 and score 25 unanswered in the NFL against a team like that, something's going right."

Raiders quarterback Derek Carr found Bryan Edwards for 34 yards before Peyton Barber put together runs of 27 and 8 yards to put Las Vegas on the Miami 11-yard line. That eventually set up the winning score for Carlson, who missed an extra point in regulation and kicked two field goals in the extra frame.

Las Vegas is the first team to open 3-0 against teams that all won 10 or more games the previous season.

Carr, who completed 26 of 43 pass attempts for 386 yards and two touchdowns, used his talented receiving depth for the third straight game. The eight-year veteran completed passes to nine targets, led by Hunter Renfrow and Darren Waller, who each had five receptions. Renfrow also scored a touchdown.

With star running back Josh Jacobs sidelined with an ankle injury, recently signed Barber led the rushing game with 111 yards and a touchdown on 23 carries.

"I think he did more than just run it — we went to him as our third-down back ... he caught a pass out of the backfield, he picked up some blitzes, he was helpful in protection, he didn't blow any assignments, he ran hard," Gruden said. "I don't even hardly know this guy. But I gave him a big hug and a game ball."

And while the Raiders' offense outgained Miami 497-330, it was their special teams and defense that ignited the comeback after Miami scored the game's first 14 points.

One play after Zay Jones raced downfield on a punt to down the ball on the 1-yard line, cornerback Casey Hayward Jr. caught Miami receiver Jaylen Waddle on a screen pass in the end zone for a safety.

"That one little moment of Zay just giving an extra effort, an extra burst, to go pin that ball, I mean that allows us to get two points and get us back going," Carr said. "He made a huge play for us on the special teams in that moment."

Carlson booted a 50-yard field goal to get the Raiders within nine. Then, after a defensive stop, Las Vegas drove 95 yards to cut Miami's lead to 14-12. Fullback Alec Ingold was rewarded by having his number called after recovering Barber's fumble on the goal line on the previous play.

The Raiders scored on their next two possessions when Carr and Renfrow connected for a 12-yard strike and Barber dived over the pack for a 1-yard touchdown to open a 25-14 lead.

The Dolphins weren't done, though.

After Miami's Jason Sanders made it a one-score game with a 46-yard field goal midway through the fourth quarter, Jacoby Brissett scrambled on fourth-and-goal for a 1-yard touchdown with :02 left in regulation. Brissett passed to William Fuller for the 2-point conversion, forcing overtime.

The teams exchanged field goals in overtime before Carlson's winner. The Dolphins elected to kick a field goal on fourth-and-2 from the Las Vegas 32. That tied the game with 2:49 remaining, but Miami never got the ball back.

Brissett, playing in place of injured Tua Tagovailoa, finished 32 of 49 for 215 yards. Waddle led Miami with 12 receptions for 58 yards, while Mike Gesicki hauled in 10 passes for a team-high 86 yards.

"There was definitely a little bit of a lull there in the second and third quarter," Miami coach Brian Flores said. "We just couldn't get much going offensively. (Brissett) got a lot more comfortable as the game went on, stepping up in the pocket and making some big throws in the end. Ultimately, it wasn't enough. We've got to play better across the board."

THICK AS THIEVES

When linebacker Elandon Roberts darted 85 yards for a pick-six touchdown, it extended an NFL-best streak of 25 games with a takeaway for the Dolphins.

BIG-PLAY BRYAN

Edwards has six catches for 101 yards in regulation this season; he has four catches for 109 yards in overtime. The 109 yards receiving in overtime by Edwards are the most in a season for any player since at least 1991.

UP NEXT

Dolphins: host Indianapolis next Sunday.

Raiders: travel to Los Angeles to face the Chargers on Oct. 4.

RAIDERS.COM

Henry Ruggs III, Bryan Edwards are starting to become the dynamic duo the Raiders drafted them to be

By Levi Edwards

September 26, 2021

Henry Ruggs III and Bryan Edwards had to live and learn throughout their rookie season. So far this season, they seem to have turned the corner and begun to teach defenses they are threats they were drafted to be.

The Raiders improved to 3-0 to start the season for the first time since 2002, and Derek Carr has now thrown for 1,203 passing yards this season — more than a third of those going to Ruggs and Edwards. The duo came through when it mattered the most for the Raiders in their 31-28 overtime victory against the Miami Dolphins, as Edwards led the team in receiving yards (89) with Ruggs was right behind him (78).

The vast improvement of the second-year wideouts has been notable. In last year's loss to the Dolphins, Edwards had one catch for 11 yards and Ruggs had no catches on two targets. Within a span of 10 months, those same receivers have become vicious weapons in this Raiders offense.

"I'm always going to be confident in those guys," Head Coach Jon Gruden said. "We were confident on draft day. All they have to do is keep playing and keep taking advantage of their at-bats. Both of those guys had big days today against one of the better secondaries in pro football. The fun thing for me is I see these young guys really coming alive. I see a different look in their eyes. I see a different confidence."

That different confidence was also visible to slot receiver Hunter Renfrow, who had himself another great showing with five receptions, 77 yards and a touchdown. Renfrow has established himself as a leader in the locker room and was very vocal on the development he's seen in his teammates.

"I love Bryan and Henry; it's so much fun watching them play," Renfrow said. "I get to run a route and usually we throw it deep, and I just sit there and watch, and I got the best seat in the house. It's fun being their teammates and watching them develop because they took a lot of criticism from a lot of people last year."

"Watching them work this whole offseason has been cool. And it's just so much fun playing along with those guys because they have so much energy."

"I see a different look in their eyes. I see a different confidence."

Jon Gruden

The man that gets the ball to the two receivers also agrees.

Carr dedicated time through the offseason in getting them up to speed for their sophomore seasons, including working out with them at a park in Las Vegas at 6 a.m. before the start of Training Camp.

"I definitely challenged them, and they stepped up," said Carr. "Playing against these corners, that defense. ... The fact they were able to create separation, go up and make huge plays just gives me so much confidence. And it doesn't just happen in games, this confidence started back in camp. ... I'm just so proud of their work ethic because it's showing up during the games."

Ruggs' and Edwards' play will only continue to cause problems for opposing defenses who are realizing that Darren Waller isn't the only player that can be a vertical threat — and apparently they've brought that up to their head coach's attention.

"Now they're starting to demand the ball, so they're starting to get on my nerves a little bit," Gruden said with a big grin on his face.

"But they're going to be a great duo."

A heavy dose of Peyton Barber and team resiliency help push Raiders to first 3-0 start since 2002

By Rachel Gossen

September 26, 2021

With Josh Jacobs out for the second week in a row, the Las Vegas Raiders were still looking for their run game to take off.

Running back Peyton Barber became a large part of the offense Sunday, as he found his groove and notched a career-high 111 yards on 23 carries and one touchdown in the Raiders' 31-28 overtime win against the Miami Dolphins. In fact, he finished with just 23 yards less than the Raiders' total season rushing yards entering the game.

Running back Kenyan Drake added 24 yards of his own on eight carries as the Raiders totaled 140 rushing yards on the day.

Barber, a six-year NFL veteran out of Auburn, went undrafted in 2016 before signing with the Tampa Bay Buccaneers. He spent last season with the Washington Football team, where he accumulated 258 rushing yards on 94 carries for the season. He was released by Washington this past August, signed with the Raiders on Sept. 4 and 22 days later, scored his first TD in the Silver and Black.

"It's been a crazy rollercoaster. I wasn't sure where I was going to be at after Washington cut me and then... signing here just seeing how the coaches believe in me," Barber said.

"I love playing for Coach Gruden. He's been straight with me so far. He said, 'Just be ready to go. When your number's called, be ready to go,'" Barber added.

Getting ready to go meant learning quickly from those around him, including quarterback Derek Carr, who noted that Barber needed a little extra clarification on a few plays.

"I'm proud of him," Carr said. "Coming in here, he's working his tail off, he's fighting to learn everything, which is darn near impossible. We've been able to help him, Alec's [Ingold] helping him, I'm helping him.

"And that's the cool thing about our team is, hey, maybe some guys are farther along on the learning curve because we had OTAs, we had camp, but man, we'll help you out. We've got a veteran team that knows the system. ... Credit to him that he can come into a scheme and a system and still be able to produce."

On Sunday, Barber showed his fight as a hard runner, pushing through defenders often to find that extra yardage and extend the play. Head Coach Jon Gruden was impressed with Barber's efforts and awarded him the game ball.

"He caught the pass out of the backfield, he picked up some blitzes, he was helpful in protection, he didn't blow any assignments. He ran hard. ... I gave him a big hug and a game ball, I'll tell you that," Gruden said postgame.

That resiliency Barber displayed is something the rest of the team is proving as well — as proven by their two overtime wins in Allegiant Stadium. The Raiders aren't going to give up easily, as they continue to strive toward success early in the season.

"We appreciate each other," wide receiver Hunter Renfrow said. "We appreciate the work everyone puts in. The biggest thing that jumps out to me is we care about each other and we're selfless. I think that's huge. Being on a team like that — I've been on some good teams in college and high school and whatever, but selflessness and love are the two main ingredients, and I feel like we have that."



FEATURE CLIPS

Owner Mark Davis

LAS VEGAS REVIEW JOURNAL

Raiders owner Mark Davis is emerging from his father's shadow

By Ed Graney

May 27, 2020

Raiders owner Mark Davis is used to life in the shadow of his father Al, whose massive legacy is matched by few in the history of professional football.

Slowly but surely, however, Mark is creating one of his own. Even if he doesn't allow himself to see it that way.

"I've always said the least important thing in life is the score at halftime, so I can't be thinking about legacies right now," Davis said. "We're talking about building something."

That process began with his relocation of the Raiders from Oakland to Las Vegas and their spectacular new home that is Allegiant Stadium. It continued when Davis purchased in January the WNBA's Las Vegas Aces.

Al Davis remains, now and forever, the most indelible figure of all things Raiders. He died in 2011, but his presence defines the organization. It happens when you are principal owner and general manager for 39 years.

That 85-foot memorial torch inside Allegiant Stadium might be ceremoniously lit to honor Davis before each home game, but understand that the successful and controversial flame ignited by him when running the Raiders will never really expire.

"Al was a genius and a progressive, but he also had paranoid tendencies," said longtime Bay Area sports columnist Ray Ratto. "His story is told through one of those prisms depending on who is telling it."

Ratto said father and son are alike in one significant regard. "Take me the way I am" is an approach to life they share.

"Maybe that is (Mark's) legacy — don't go out and seek a positive one but that he doesn't want a negative one," Ratto said. "Who does? That makes him closer to the every-man owner than maybe anybody in sports."

One whose arrival to Las Vegas has proven to be a financial bonanza.

A tidy return on investment: The Raiders today are ranked as the world's 29th most valuable sports franchise at an estimated \$3.1 billion. In the last five years, that value has jumped some 117 percent. Which brings us to what Las Vegas has done for the Raiders, the most prominent example being that \$750 million public contribution toward the building of Allegiant Stadium.

It was never going to happen in Oakland. There was never going to be enough money to raise a new stadium in place of the dilapidated Coliseum. It's why, ultimately, Davis found a new home in Las Vegas.

Time will pass, those from both sides of the stadium dispute between the Raiders and the city of Oakland promise, and the entire narrative as to all that transpired will be told.

Some believe it rather simple: That the reason Davis was initially involved in a potential move to Los Angeles (one the Rams and Chargers now share) and the reason he flirted with San Antonio in trying to create a market was that he long since accepted the realities of Oakland.

The city wasn't going to invest hundreds of millions in public money toward a new venue, so Davis discovered in Las Vegas the largest public subsidy ever earmarked for an NFL stadium.

"For anyone to question his desire to get something done in the Bay Area is both ignorant and uninformed," Raiders president Marc Badain said. "Even up until the time we were negotiating here, he always said (Oakland) had a chance."

Community driven

This might not define a legacy, but it is stuff of legend: During the long and dreary days of a pandemic shut-in, Davis hunkered down at his temporary home — Westgate Las Vegas.

"I was the only person living there," Davis said. "There were like 25 security people there on a daily basis. Other than that, I was the only one. It was like 'The Shining.' Everyone in (Las Vegas) was looking for toilet paper and I had 3,000 rooms' worth."

Believe it. He would have invited the entire city inside if allowed.

Davis will tell you how significant those two years leading up to the official move were in connecting his franchise to Las Vegas. NFL owners approved relocation in March of 2017, but the Raiders remained in Oakland until they could officially kick off at Allegiant.

While there is no debating the intimate connection felt between the Golden Knights and Las Vegas — one forged from the October 1 mass shooting during the NHL team's expansion season — the Raiders too have spent their short time here integrating themselves into the community.

Rare is it that a few weeks pass without a press release announcing another outreach program. Recognizing local teachers. Hosting local prep football teams for games at Allegiant Stadium. Feeding the hungry. Working with veterans. Visiting hospitals and middle schools and high schools. Promoting the COVID-19 vaccines.

"Their involvement in the community is really impressive," Gov. Steve Sisolak said. "They don't say, 'No,' when you ask them for something. They just say, 'Yes,' to any community service item." Davis has often said he wanted the organization to earn such attachment, which he doesn't think would have occurred if the Raiders had arrived earlier and, say, played a few years at Sam Boyd Stadium.

He believed all infrastructure needed to be in place.

“Mark has made a commitment to Las Vegas and delivered every step of the way,” Raiders head coach Jon Gruden said. “The community is really important to him and he’s proud to be part of it. It shows the way Las Vegas has embraced the team. You can feel the excitement everywhere around here.”

Need to win more

All of his dreams for the Raiders had come true. The beautiful practice facility. The magnificent stadium. The community interest.

“And then the pandemic hit and the world stopped,” Davis said. “That’s how life goes sometimes.” What those who committed to paying traditional sky-high NFL season ticket prices missed watching in person last season was an 8-8 team whose franchise missed the playoffs for a 17th time in 18 years. Gruden will now enter a fourth year since returning to the sidelines. He is 19-29 on this second go-round after signing a reported 10-year deal in 2018 to get things turned.

They haven’t been yet.

“My role in taking over for my father when he passed away was to continue the legacy that he built and the mystique of the Raiders,” Davis said. “The one thing that I have failed in so far is we haven’t won. That’s what this team is about. It drives me, absolutely. It does.

“I felt bringing Jon Gruden into the organization was very stabilizing and he has a long time to do the things he needs to in order to get it done. I wasn’t looking for a quick fix. I was looking for something that we built for the future. We’re doing a wonderful job off the field, but we have a lot of work to do on it.”

The latter isn’t an issue with his other team.

Passion for hoops

Over nearly 30 years working for the Raiders, during which time she became the NFL’s first female front office executive, Amy Trask would frequently need to discuss a matter with Al Davis or have him sign a document.

Often, she was made to wait.

“He would be involved watching a women’s basketball game,” Trask said. “His interest and love for women’s basketball was as strong as it could be. When I heard Mark purchased the Aces, it made me smile.”

If the Raiders are the impetus by which Davis’ heart beats, it appears he has saved a portion for the Aces.

He bought the team from MGM Resorts International and is building an 80,000 square-foot training facility next to the Raiders’ headquarters in Henderson.

Davis has been a courtside staple since 2017. Two years later, the Raiders purchased 1,600 tickets for local youth to attend home games. Davis recently announced that Aces season-ticket holders — around 2,000 — will attend games this season for free. He is eating the entire cost.

Numbers are sometimes just that. His football team has a 53-player roster and \$180 million salary cap. His basketball team has 12 players and a \$1.3 million cap.

Davis, though, recognizes the disparity in compensation between his male and female athletes and has already proven to be overly passionate about ensuring women receive a larger piece of the financial pie. He is pushing fellow WNBA owners to negotiate a more lucrative media rights deal.

"It will be a different style of ownership from the big conglomerate to an individual, but the commitment from (Davis) is as much or even more than the MGM," said Aces coach Bill Laimbeer, whose team is among the favorites to win this year's title. "His commitment to making us as good as we can be is phenomenal.

"My goal is to educate him. He wants to learn everything about the women's game. In the long run, I'd like to see him have whatever say he chooses — hey, it's his money — but he knows he has a long ways to go. He wants to be taught and that's wonderful, from both a basketball and business side as well." Already, the first-year owner is dreaming about how legacies can be born for all involved. What's he looking forward to most?

"Designing that (championship) ring," Davis said.

It's still halftime

Even on one of the most important days of his life — March 27, 2017 — Davis spoke about another. Minutes after league owners voted 31-1 in favor of the Raiders relocating to Las Vegas, Davis stood behind a podium in Phoenix and talked about how his father often stated that the greatness of the Raiders was in its future.

The prospects for a rewarding one born and nurtured in Las Vegas seem more likely than ever. "Al Davis was Oakland and Mark Davis will be Las Vegas," Sisolak said. "The thing that has surprised me most is how approachable he is. He's very recognizable — I don't want to say it's the haircut, but that certainly helps — and he takes an inordinate amount of time to visit with anybody and sign autographs and talk to people. He shows and feels his best relating to everyday people."

In the end, legacies are built. It's just that many prefer to focus on the process and not the outcome. So maybe that's it, then, for Davis.

Maybe it's still halftime and he's not near ready to keep score.

"His (legacy) never has seemed to be the motivation behind any of his decisions," Badain said. "When people ask me about him, I say he's the anti-sports owner. He doesn't want any credit. He doesn't really want his name in the paper, but he will put his face out there when things go badly."

As an example, Davis last month took responsibility for a tweet that appeared on the team's official account about the verdict in the George Floyd murder case that was roundly criticized as insensitive. It read, "I CAN BREATHE 4-20-21," which Davis meant as a way to applaud the guilty verdict. But an hour after the tweet went public, it already had received nearly 20,000 comments and more than 15,000 retweets. Most were of a highly critical nature.

"But when things are going well, you don't hear from him," Badain said. "I really can't see the motivation for himself to create a legacy."

With or without one, Mark Davis has changed the trajectory of Las Vegas sports forever. Somewhere in there, perhaps not yet detectable, is a pretty amazing legacy.

THE ATHLETIC

New city, new man: How Las Vegas has changed Raiders owner Mark Davis

By Vic Tafur

July 22, 2020

LAS VEGAS — Back before the pandemic, Raiders coach Jon Gruden hit the Las Vegas Strip pretty hard for a few days, sampling some of the prized steak houses, enjoying an Aerosmith concert and appearing on social media posts with comedian Carrot Top.

"I was getting pissed at him," team owner Mark Davis said, laughing. "He stole my 15 minutes of fame. I told him to go home."

While Gruden, a celebrity coach who used to be a TV star, is the face of the franchise, Davis holds the keys to the city. After years of struggling to get a new stadium in Oakland and then falling short in an attempt to move to Los Angeles, Davis sits in Las Vegas with a state-of-the-art, \$1.85 billion stadium that is 98 percent completed and on track to be ready for the 2020 season.

Davis has immersed himself in the community since moving to Las Vegas last summer.

"The buzz has been unbelievable," Davis said in an hour-long sitdown interview on Saturday. "The fans here have just been so welcoming. They are stopping me and thanking us for coming, while I'm trying to thank them for bringing us."

Nevada Gov. Steve Sisolak first met Davis four years ago and is amazed by just how many people Davis talks to.

"Mark is an unusual character," Sisolak said in a phone interview Tuesday. "I have gotten to know a lot of wealthy and very powerful individuals, and Mark is the most unique of all of them. He is at his best, his comfort zone is with regular people. When he is on-site, he is always in the back talking to kitchen workers. And he will sign autographs until there is no one left. And you can tell he enjoys taking the selfies and chatting with these guys. He really gets close with people."

Allegiant Stadium may not have people cheering at games this season due to the pandemic, but it looks great and a visit last week saw workers looking back and admiring it at the end of their shifts.

"It's a phenomenal feeling," Davis said. "To get through the trials and tribulations and actually get it done on time. The pride that the workers showed in this building, man, they really did ... they loved working on it. Every three months before the pandemic hit, we would serve them a big-ass lunch and go through and thank every one of them. They just had so much pride in building this thing."

"You see them building hotels around here and you don't see the same enthusiasm about a project. They are the MVPs. I just can't thank them enough."

A new owner in a new city, Davis is also a new man.

After years of thinking that players should not protest or take a stand on issues while on the football field, he started changing his mind three years ago — before a weird game in Washington that Davis felt set the team back years. He has now reached a point where he is one of only a handful of NFL owners to say “Black Lives Matter” after the killing of George Floyd by a police officer in Minnesota and the subsequent protests around the country.

In a statement the team posted on social media, Davis said, “To watch a man be murdered by a uniformed police officer kneeling on the man’s throat for nine minutes while three uniformed police officers either assisted or stood by watching is disturbing in too many ways. To be honest I’m surprised that the resulting violence hasn’t been much worse.”

Davis has since met with Nevada Attorney General Aaron Ford, Clark County Sheriff Joseph Lombardo and Gruden about how they can make a positive social impact coming into the Las Vegas community.

“The initial thing is trust,” Davis said. “The officers need to trust the players and their families, and the players need to trust the officers so we can all say that we are on the same team.

“We discussed a lot of different programs and things that we can do. As soon as this virus is over, we’re going to get together and have an eye-to-eye and let everyone talk and speak from the heart, so we’re all starting on the same page. Starting in the local community is the quickest and most effective way for us to make a difference.”

Davis has also sat in on Zoom meetings that his players had to discuss social injustice.

“They are really stressing voting, and getting the word out how important it is to vote,” he said.

“Making sure people know how to register to vote. If you want change, that’s really the only way to go about doing it, voting. The players would also have mentorships with kids in the community and make appearances with officers in schools, together, showing that they are on the same team and it’s not us versus them.”

Players are planning to make a stand against police violence before games — possibly taking a knee during the national anthem — and Davis is fine with that. He wasn’t for a long time, but that changed just before that Washington game in 2017.

Actually, it goes back to 1968.

“I was 13 years old then and there was a lot of social change going on in the Bay Area — we had Berkeley, Hells Angels, the Black Panthers, People’s Park, the war in Vietnam,” Davis said. “We had all that going on and it’s so remarkable to me the violence that was going on then and the protests and kids getting the shit kicked out of them. And then what was going on in Los Angeles and across the country in Black communities.

“And now, today, people think we are in a tough situation with Black Lives Matter and George Floyd,” he said. “When you look back at ’68, I think people have been actually pretty calm about what’s going on now. You think about it, has anything really changed in 50 years? There’s been progress, but certainly not enough.”

Davis admitted that he didn’t know what to make of Colin Kaepernick’s 2016 protests during the national anthem at first.

"My hero was Tommie Smith," Davis said. "Fist in the air. Strength. That was quite a statement. I didn't see strength in Colin kneeling, and there was some confusion at first over what he was kneeling for. A little bit before that Washington game, I had told the players that while I was the first person for social justice and the Raiders are the first team in the world for social justice, I would prefer that if you had something to say, you don't do it in a Raiders uniform. Because then you're speaking for all 53 players and everyone that works in this organization. And they may not all agree with you."

Davis asked them to speak out after games and said he would stand with them then if they wanted. He thought the message was well received but wasn't sure what the players would do. Then, two days before the game at Washington, President Donald Trump called NFL players who kneeled "sons of bitches."

"Certain things happened and the national climate changed. Things got hot and that clicked me back to 1968," Davis said. "I called in Derek (Carr) and Khalil (Mack) and told them that I can no longer ask them not to say something while you're in uniform. And that if they were going to say something, say it with class and pride and try and say it as a team. There won't be a fine."

While Davis gave his blessing, there was still a lot of debate and uneasiness in the locker room going into the game. Coach Jack Del Rio clearly sided with Trump that players should not protest during the anthem. Carr and Mack, meanwhile, were not polished leaders and did not pull off the unified front, as some players kneeled during the anthem, others stood and many sat on the benches with their arms interlocked.

"Everybody took a different path," Davis said.

Carr took a beating that game, as the listless Raiders were dominated, 27-10, and would go on to lose four straight games to erase a 2-0 start to the season. The rumors spread that the offensive linemen let Carr get hit over the differences of opinion over the pregame protest.

The players on the team all deny this, and most point to the offense falling apart under new coordinator Todd Downing, with former linebacker Del Rio and offensive line coach Mike Tice getting too involved in the play calling.

But there was definitely something hanging in the air in the locker room.

"People respected that Derek stood," former Raiders defensive lineman Mario Edwards Jr. told The Athletic's David Lombardi in 2018. "It's a free country. But people definitely had their feelings about it. We had a group of people that sat and a group of people that stood, and that's where it really started separating.

"And then some people started getting upset like, 'OK, if you're going to sit now, how about you start doing stuff to actually make a difference? Don't sit down just to sit down because it's cool, let's sit down to make a difference.' So then we started pointing fingers and it started going downhill from there."

Davis can't imagine that teammates let Carr get hit.

"I wasn't inside enough to know what was really going on, and I take the blame for that," Davis said. "And it killed our team for the rest of that year. It tore at the heart of our team. It was a total defeat — socially, on the field, everything. It was a disaster. Just a terrible night. And it was my fault, because I was at the top of the food chain."

(Del Rio was fired at the end of the season, after Davis finally succeeded in his long-time courtship to get Gruden to return for a second stint as Raiders coach.)

Davis has been more demonstrative this time around, trying to steer the organization's response to police violence.

"I have taken a lot of criticism over saying Black Lives Matter," Davis said. "I am not backing some Marxist organization, it's just a clean statement. Obviously, all lives matter, but where we're at right now, we have to make clear that Black lives matter because a part of our society needs to hear that after what's been going on. We have to stop police brutality.

"We have two pandemics this year, social justice and COVID virus."

When Davis visits his new baby, his favorite two things about the stadium are the grass field and the 85-foot Al Davis torch, honoring his late father.

"Those were the two must-haves," Davis said. "Non-negotiable. I give all the credit in the world to (Arizona Cardinals owner) Michael Bidwill for taking the risk to actually do a grass field in Arizona that grows outside and actually rolls into the stadium, and then all of the help that they gave us. They helped effectuate that for our stadium. ... Football should be played on grass."

Davis stresses that while Allegiant Stadium is multipurpose, it was made for football.

"The sidelines are very tight and everybody is going to be right on top of the field," Davis said. "It's going to be exciting."

Fans have begun referring to Allegiant Stadium as "The Death Star" because some think it resembles the "Star Wars" space station, and Davis is over the moon about it.

"That's just spectacular," he said. "Disney is kind of excited that that name was attached to the stadium, as well. But that came from the fans. I love that."

While the Raiders won't announce the formation of a "Black Hole" fan section like there was in Oakland, it's already incubating. It will be in the end zone section that doesn't have a club area.

"If the fans want to consider that the Black Hole, they can absolutely do it," Davis said. "I don't try and tell fans what to do, I like organic. But it's very clear that that one end zone will be the Black Hole. A good amount of fans who were in that section in Oakland have bought seats in that section.

"That's part of our legacy."

There are roughly 9,000 fans from Oakland that have bought season tickets, Davis said.

"When I run into them when I am in the Bay Area, they tell me that it hurts that we left, but they understand why," Davis said. "Ninety percent are on a positive note. It's very heartening. The other 10 percent are very, very angry at me. But I am willing to talk to them and explain to them what the reasoning was. And for some, they were still mad after I tell them."

"I totally understand the passion and that they aren't forgiving."

Davis has always spent a lot of time talking to fans, often holding court in the lobby of the Napa Valley Marriott after training camp practices.

"Seeing what the A's are going through right now, knowing what a tough situation we were in," Davis said. "I wouldn't say getting a new stadium in Oakland was impossible, but it was pretty damn impossible. I think most of the fans understand that, and that's important to me."

Davis said the Raiders also have 8,000 fans coming from their other former home, Los Angeles, and he wonders what people are talking about when they say that the Raiders have lost the fever pitch that their fans had in Oakland.

"You hear people say that the crowd is going to be 50/50 with our fans and the opposing team's fans, but the only way the other team's fans get in is if our fans sell their tickets," Davis said. "Because they are all sold out. We have to win so that they don't sell their tickets, but I understand that if they can get \$2,000 a ticket for the Chiefs game or Tom Brady game."

"I think a lot of people try to kiss it off and say we sold all the tickets to the hotels or the brokers, and that's the farthest thing from the truth."

It sounds as if there will be no fans at Allegiant Stadium this season, but Davis thinks fans will be pleased with what they see on TV. He thinks his team is set up to win and is particularly excited about the first-round draft pick who reminds him of his late friend, Cliff Branch. And of his father, late owner Al Davis.

"Henry Ruggs was the player I wanted for the last six months," Davis said. "My dad was always trying to replace Cliff with so many different types of guys. ... Speed, speed, speed and we really got away from that the last five, six, seven years. We really didn't have anybody that could run. Nobody could run."

"I watched Henry Ruggs and his speed and quickness and his strength were pretty impressive. And then if you see his baseball highlights, my God. He made some nice tackles on interceptions and he'll block too. He is a complete player. I was just so thrilled that we drafted him. Maybe that's the piece that we haven't had that's Raiders football. You throw it deep the first play and the safety is worried the whole game."

Ruggs is potentially the one new starter on an offense that has its quarterback, offensive line, running backs, receivers and tight ends back from last season. That familiarity should bode well as teams had to shelve their offseason workouts and now the preseason games have been canceled.

"There was so much talk this offseason about other quarterbacks and things of that nature, and having Derek (Carr) come back and the continuity he brings with how little time that players have to work together is probably a positive thing," Davis said.

Davis thinks the life came back into the organization when Gruden came aboard, but more so when the Raiders beat Mack and the Bears in London last season. They had traded away Mack, the former defensive player of the year, before the 2018 season for no immediate return as they awaited the future draft picks in 2019 and 2020. The two first-rounders turned out to be running back Josh Jacobs and cornerback Damon Arnette.

"After that Bears game, people realized that we hadn't given away the ship with Khalil," Davis said. "We have such good young guys today. They are really working hard this offseason. And it's not the coolest weather."

The new practice facility has outdoor and indoor fields, and Davis said the only person more excited than the players is Gruden.

"He is really excited," Davis said. "The facility gives him an opportunity to do something he's never had the opportunity to do — having everything at his disposal as far as the film-editing and the technology, the rooms, just everything."

The Raiders will be having training camp at the facility starting next Tuesday, but Davis hopes to return to Napa next summer.

"I would like to continue to do it there," Davis said. "It is one of the most beautiful places in the world and gives us ties back to our Northern California roots. Southern California is another possibility, but I just think there is nothing better than Napa."

The Raiders have another year in their deal at Napa and Davis thinks extending it should go smoothly, though he senses other teams are "biting."

The ribbon-cutting and the official opening of Allegiant Stadium may get pushed back due to the pandemic, but Davis says he knows he will be holding back tears whenever it does happen.

"This would have been my dad's dream," Davis said. "He would have loved the stadium. It has that imposing Raiders touch to it. It looks like a Raiders stadium. I think he would be happy too about the facility in Henderson and the ability that it gives us to be a 21st-, 22nd-century team."

While his dad was always full speed ahead, Davis does look back and he said it's important to him that people know he did everything he could to make it work in Oakland.

"If I didn't try, I would have felt guilty," Davis said. "I gave it my best and I don't feel guilty one iota. I take a lot of blame for a lot of things where maybe I wasn't prepared or made a bad decision — everything is from the heart — but on the trying to get us a stadium in Oakland, I did everything I could. Then, at our last home game, they took an edited video and made it look like I didn't give a damn about the fans."

"I wanted to say that the city ran us out of town and was suing us, and the guy that runs the Coliseum was facing federal charges for inside dealing on the naming rights, but I didn't ... and it came out looking like I didn't care about the fans. When I think they are the best in the world."

Former Coliseum Authority executive director Scott McKibben was charged in January for alleged violations of state conflict-of-interest laws for seeking a \$50,000 fee in helping negotiate a stadium's naming rights.

“He backtracked on the deal he made us on the price of the lease, and he gets caught for taking a kickback, and I haven’t heard a word about it since,” Davis said. “The Bay Area is one of the most beautiful places in the world, and the politics are the most dysfunctional I have ever seen anywhere.”

Davis was also hurt when the NFL chose the Rams and Chargers over the Raiders to move to Los Angeles, but processed it quickly.

“I have lost games before,” Davis said. “That’s how I have learned to live my life — you lose on Sunday, you’re pissed about it, I go to P.F. Chang’s on Monday, I have lunch and then I am on to the next week. We got our ass kicked in LA, and we went back to Oakland with our tails between our legs. And then McKibben backtracked and tripled our lease, and it was total disrespect. It was like, how are we going to work with these people?”

“Vegas had been after us for years, but I told them I will only talk to you if Oakland and Los Angeles don’t happen. Losing the LA vote was probably the best thing that ever happened for us.”

And for Nevada football fans and workers.

“This stadium has been a great thing for the community,” Sisolak said. “It created an awful lot of jobs, which I am really, really proud of. Mark has been a great partner. There are only 32 cities that get to call themselves NFL cities and it’s an honor to be one of them for the people in Nevada.

“Mark has won a fan base already. He is extremely supportive of the community, he’s at every sporting event and charity event. He has donated to our schools. He has jumped in with both feet and he has certainly changed the landscape of Las Vegas and Nevada forever.”

General Manager Mike Mayock

LAS VEGAS REVIEW-JOURNAL

Man with the Plan: Raiders' GM Mike Mayock seeing vision through

By Adam Hill

September 9, 2020

Mike Mayock fondly remembers wandering the various playgrounds of West Philadelphia as a teenager in search of the best competition to test his mettle.

"You'd kind of hear where guys might be running that day and go find them," Mayock recalled during a phone call late in training camp. "I didn't care if it was Wiffle ball. Let's just go find a game."

It was that same search for competition that led him to leave behind a nearly two-decade run as a television analyst to serve as the general manager of the Raiders in December 2018.

Mayock employed the same passion and work ethic to his media job as he does to his front office gig with the Raiders, particularly his time spent as an NFL draft analyst.

It was a grueling process to prepare for the biggest three days of the year, but as soon as the draft broadcast wrapped, it was time to move on from all of the players he had spent so much time studying.

The son of a football coach wanted more skin in the game, as he describes it.

"When I was at NFL Network, I could prepare 10 months for the draft and feel really good about it afterwards, go out and have a beer and feel like you worked your tail off and did the best you could," he said. "But there's no connection to the individual players and the game, it's just a job well done."

That's not the case anymore. Now his meticulous research on every player coming out of college is put to the ultimate test. "You get to see these guys as more than just a commodity," he said. "You get to see them become fathers, husbands, brothers and men."

He also has to worry about trades, free agency, managing egos and the salary cap and making sure all those pieces work together when they take the field on game days.

"On Sunday afternoon for three-and-a-half hours, I'm ready to puke," the 62-year-old Boston College alum said. "That's what I missed. The butterflies, the nerves when every snap matters. That's what's been the cool thing for me is trying to build something different and special and on Sunday, you live and die by every snap."

A successful transition

It's a proving ground that sounds nightmarish, but Mayock insists he's a man living a dream.

"Everybody has a different definition of fun," he said. "My wife looks at me and just laughs. She's like, 'You've never had more fun in your life.' And she's right. At my age, to have the opportunity to do this, you kind of live and die a little bit every day because it means so much."

Not that he was unhappy with his prior professional life. After his brief playing career ended, Mayock went into commercial real estate and eventually broke into broadcasting.

He did a little bit of everything in television from sideline reporter in college football and the NCAA basketball tournament to calling games in the Canadian Football League to lead analyst on Notre Dame broadcasts.

It was the kind of versatility that once had him dreaming of being the first person to play in Major League Baseball, the NBA and the NFL when he was growing up.

Mayock was best known for his NFL draft analysis and had settled into that role, though there was always a sense he wanted to experience what was on the other side of the business. He knew it would have to be the right situation for it to work, however.

Mayock had been inside the facilities of just about every team in his time covering the NFL and the draft and had determined one of the biggest factors in the success or failure of a franchise was whether the coach and general manager were on the same page. He knew it was going to have to be the right fit if he were to move into the front office.

Finding right fit

Mayock found it with the Raiders and head coach Jon Gruden and it didn't take long to figure it out.

While they had crossed paths many times in their roles as broadcasters, their first meeting about taking the general manager job for the Raiders took place in late 2018 when Gruden was wrapping up the first season of his coaching comeback.

The group of five or six people at Gruden's house included owner Mark Davis, but soon only Mayock and Gruden were talking.

"It was the easiest conversation I ever had," Mayock recalls. "It happened organically. It was just topic to topic to topic about football and on most of them we were aligned. I think the most important thing was just kind of the vision for how to build this franchise."

In addition to the chemistry, Mayock liked that Gruden had a 10-year contract. It afforded the duo the opportunity to remake the roster according to their vision of how it should be done with the security of enough time to see the process through.

They wanted to focus on building through the draft and augmenting through free agency in areas where they believed they could invest in impact players.

It helped that Gruden had turned assets like Khalil Mack and Amari Cooper into draft capital and salary cap space.

So they were aligned on how to build a team, but Mayock has long said a key part of their shared vision was what type of players they wanted to bring in.

Mayock stressed to his scouting department the importance of evaluating a player and not just his measurables.

"I like smelling the grass," he said. "I want to be out there. I don't want to just know the results of the 40 and the vertical jump. I want to see them work out. I want to go to dinner with them. I want to get to know them. I tell my scouts all the time that we can all watch the tape, put the reports in and evaluate, but what makes that kid tick? What's important to him? The better we do at that, the better overall scouts we will be.

"We want guys with a passion for the game of football," he said.

Football first

Anyone who has been at the team's brand new facility in Henderson before sunrise knows how important football is to the faces of the front office. Mayock typically arrives around 5:30 a.m. He insists he's never beaten Gruden to work.

The two usually share a coffee around that time to discuss the agenda for the day and whatever big picture issues may be pertinent at the time.

Together, they have turned over almost the entire roster. They believe they are far more talented, stronger, faster and better than when they started. They are certainly younger.

Mayock has confidence in what they are building, but he knows it doesn't matter until it's put to the test on the field. As much credit as he got for the success of the rookie class he put together in his first draft, he's quick to point out his team went 7-9 in his first season as general manager.

So, has the vision he and Gruden had for building the roster started to take shape?

"The answer to the question is we're getting more and more of our guys in the building, we're competing at a higher level, but it remains to be seen whether that translates on the field or not, which is most important," he said.

"I think we're slowly seeing what we wanted, which was guys to come in and compete their tails off," he continued. "We want guys that love to compete, that don't shrink from competition. That's probably why you've seen some of the guys that we've drafted from big schools, used to playing in big games, an opportunity to watch them compete in that type of atmosphere. As Jon and I are sitting here contemplating cutting to a 53-man roster, we kind of take a step back and say it's a lot harder this year. We've got more guys competing. There's more talent."

It's time to put it to the test. But Mayock doesn't have to seek out that competition like he did when he was a kid.

His work will be graded every week, starting with a road game in Charlotte against the Panthers on Sept. 13.

DE Maxx Crosby

THE ATHLETIC

Now 18 months sober, the Raiders' Maxx Crosby opens up about his journey to the brink and back

By Vic Tafur

September 6, 2021

March 11, 2020, was the day that Maxx Crosby got sober. And it's a day the Raiders defensive end always knew had to come.

"I knew from the day that I started drinking that I wasn't like everybody else," Crosby said in a recent phone interview. "I couldn't just have one drink, and it was always a crutch for me. Through high school, through college ... and even when I got to the pros at first.

"I always knew I had a problem, but it got to a point where it started becoming unmanageable and things just got overwhelming for me. It was over the top, and I knew if I wanted to be the player that I wanted to be and the person that I wanted to be, it was something that I had to cut out of my life."

Crosby's teammates voted him a team captain last week, making him one of the two defensive players of the seven selected. If you have been around training camp, it's no surprise that Crosby and Yannick Ngakoue were picked because ever since Ngakoue showed up this spring, the two pass rushers have been pushing each other and teammates at practice.

Crosby, entering his third season, is in the best shape he's ever been in and is totally recovered from last season's broken hand and torn shoulder. Most importantly, he's the happiest he's ever been.

He took some time to talk about his journey to get here, as he closes in on 18 months sober from alcohol and drugs.

"It's been an awesome ride so far," Crosby said. "The first year of sobriety, for everybody, they say, is the hardest, and I know for me, mentally and physically, it was really tough. Getting through that and learning how to live a meaningful life taking care of myself and the people around me that I care about and love ... it was an uphill battle, and it's an everyday process, but life is getting better and better."

It started in March 2020 when Crosby went to Hollywood and checked into a rehabilitation center for a month. That same day, the Utah Jazz's Rudy Gobert tested positive for COVID-19 and the NBA suspended its season. Soon after, the rest of the sports world followed and much of society went into pandemic-related lockdowns.

"It's crazy, when I got there on March 11 ... that's when everything started shutting down because of COVID," Crosby said. "The NBA stopped their season and everything was put on lockdown, so it was kind of a blessing in disguise in a way.

"The whole world was put on lockdown, and it really gave me time to go take care of myself."

Walking into Grace Recovery Center was jarring and depressing at first, but Crosby knew he had to be there.

"I absolutely love those people," Crosby said.

He then transitioned to a sober living facility in Venice Beach, where he also trained to get ready for the 2020 season.

"I was there the entire offseason, really working on myself," Crosby said. "There were a lot of ups and downs, but I stayed the course. It was the best decision I ever made. It saved my life and it's a miracle what the (Alcoholics Anonymous) program has done for me and my family."

Crosby had wanted to put a year of sobriety under his belt before he told everybody, and some teammates were surprised to hear the news when Crosby told former teammate Will Compton about his sobriety on the "Bussin with the Boys" podcast in March.

"Will has a big platform and I thought it was a good idea to share my story so that it can help other people," Crosby said.

Crosby said he has a family history of alcohol addiction.

"I've had a lot of people close to me deal with it, and it's part of who I am," Crosby said.

Crosby also has a teammate in Darren Waller who has been very public about his addiction to opiates and alcohol and his recovery since he joined the Raiders in 2018. Crosby watched from afar on the other side of the locker room at first, and now he and Waller are close friends who attend rehab meetings together every Tuesday night.

"We were always cool, but we weren't really close before I got sober," Crosby said. "But just seeing him, I knew I could get sober. And I never thought that would happen, to be honest. ... I was just in a bad, bad space. But seeing him gave me hope.

"When I first got sober, I was like, 'Shit, if Darren can overcome what he did, I can do it. I can dedicate myself like he did.' I am about to be a year and a half sober, but it's still an everyday process. I am focused on the now, and having guys like Darren around me is so special to have that in the locker room."

It's not lost on Crosby that the Raiders have long been seen as the renegades of the NFL and the team has now moved to Las Vegas — Sin City — and ... two of its best players are drinking club soda and going to meetings every Tuesday night.

"Well, Darren and I have crazy-ass stories, at least," Crosby said, laughing. "But we can shed light on real-life situations and what we went through, and that can really help other people."

Special-teams coordinator and assistant head coach Rich Bisaccia also played a big part early on.

"He was FaceTiming me when I first got sober, and that was big," Crosby said. "He helped me a ton ... that was special. He says to find the three things that are most important to you, and obviously sobriety is at the top right next to football and my girlfriend, family and loved ones. Keep that circle small, and keep my priorities in the front, instead of the back."

For a guy like Crosby, who came out of Colleyville, Texas, with only one college scholarship offer and has always pushed himself, admitting that he wasn't strong enough to handle his over-drinking by himself — that he couldn't control the situation — was a big hurdle to get over.

"Any guy in AA will tell you, 'You can't do it alone.' That's a fact," Crosby said. "I tried to get sober multiple times in the past. I tried to do it by myself and white knuckle it, 'do it my way' and whatever, but eventually, it didn't work."

Crosby was, in fact, sober his entire last season at Eastern Michigan .. after getting in a drunk-driving accident leaving a party that spring.

"I wrecked my car and got arrested," Crosby said. "I knew I was going to face some kind of suspension. Coach (Chris) Creighton told me it was going to be a two-game suspension, but that second game was against Purdue ... that's a huge game. At Eastern Michigan, if you're playing a Big Ten team, that's a monstrous game. I was like, I cannot miss that game. And I was waiting for a couple of weeks to see what he was going to do. It was a scary time."

Creighton made Crosby a deal.

Crosby had to stay sober the entire season, get drug-tested and breathalyzed frequently, do a lot of community service and the suspension would only last the first game. If Crosby drank after any game or failed a test, he would be suspended again immediately.

Crosby was planning to enter the NFL Draft early after that junior season, so it was a no-brainer. And a white knuckler.

"He challenged me," Crosby said. "And I stayed sober and was able to get to the draft. Without that challenge, I don't know if I would be here today. Looking back on it, obviously, I went to the pros and had my struggles again, but a year and a half later, our relationship is so strong. (Creighton) always reaches out to me."

Crosby stayed sober for nine months without working a program, until he exhaled after getting picked by the Raiders and getting that first big paycheck.

"I was a pro," Crosby said. "Didn't have to go to class anymore, less responsibility and more money and you want to fit in with the guys. I started again and things got worse and worse."

During the draft process, the drunk-driving accident was the first thing Crosby was asked about by every prospective NFL team. And as he answered, Crosby thought to himself that he needed to address the problem with a full-fledged plan and program someday.

That day came a year later.

"The AA program, with the 12 steps and everything you have to do to truly heal yourself, is a different experience," Crosby said. "I could go on all day about it. The quote that stuck with me the most is, 'The one thing you have to change is everything.' The people around you, your daily routine, everything in my life had to change." Besides the support of his current and former coaches and teammates, Crosby also now has a team of counselors, AA members, mentors, sponsors and housemates from Grace and the transition center pulling for him and staying in touch.

"It's been an amazing journey," Crosby said.

ESPN.COM

Las Vegas Raiders DE Maxx Crosby says he's 18 months sober after stay in rehab last offseason

By Paul Gutierrez

August 27, 2021

HENDERSON, Nev. -- A week before the world shut down due to the COVID-19 pandemic in the spring of 2020, Maxx Crosby's world opened up.

That's when the Las Vegas Raiders defensive end began a month-long stay in rehab for alcoholism and is now nearing an 18-month milestone of being sober, on the cusp of the 2021 NFL season. In a wide-ranging interview with ESPN on Friday, Crosby detailed his fight for sobriety as he enters his third NFL season.

"It got to a point after my rookie year my life became unmanageable," Crosby said. "Alcohol, partying and all that s--- became too much of a distraction in my life. It became just overwhelming. I've always had issues with drinking and partying throughout high school and college. I've been able to slip by and get by, but it became too much for me and it's always been that one crutch.

"Alcoholism runs in my family and I'm an alcoholic. So, for me, I knew it was something that was always a crutch. I always knew I had a problem. I knew I couldn't just drink like everybody else. I got ahead of it. My first year of sobriety is always the hardest and that was last year. I had a lot of ups and downs. Mentally it was really tough for me. But going in, I'm almost a year-and-a-half sober now and life is great. I'm really enjoying every single day. I'm enjoying the work."

Crosby, who turned 24 on Aug. 22, was a Day 3 draft pick of the Raiders in 2019 out of Eastern Michigan, the No. 106 overall selection in the fourth round. He racked up 10 sacks as a rookie.

But it was in that offseason when Crosby decided he needed help.

"It was March 11 [2020], the day I got sober," he said. "I was living in Hollywood. Strolled out there and checked into rehab. ... And the whole world was put on shut down. I was there for a month and then I was able to just get myself right. And then after rehab, for that month I went to a sober living [facility] and I was staying out in Venice Beach all the way until training camp. I was literally in treatment like for the whole offseason.

"It was a big struggle but looking back on my journey, I know five years, 10 years down the road, I'll look back and be like, that was the biggest offseason of my life even though I was just trying to get my s--- together and just trying to stay above water. I know if I can make it through that s--- and get sober, I can do anything. It was special and I met some awesome people along the way."

Raiders owner Mark Davis said he was happy for Crosby.

"I think it's fantastic," Davis said. "Everybody has their demons. Obviously, he recognized he had a problem and he went out and fixed it. Recognizing it and wanting to fix it is the No. 1 way to get the help you need. And he did it."

Raiders coach Jon Gruden agreed.

"Maxx is an amazing man," Gruden told ESPN. "He realized he had a problem and he isolated himself and conquered it. He has incredible mental toughness and a desire to be great. He's a great inspiration for people to see what you can do if you're committed to following through."

Crosby said teammate Darren Waller, a Pro Bowl tight end, has also been open about his battle with addiction and they have become close friends.

"Here's a guy that was deep," Crosby said of Waller, "deep as hell and almost lost his life and he was able to come back and is now one of the best players in the league. For me, seeing a guy like that, that gave me hope. When I went off to rehab, I was terrified. I didn't know if I was able to do it. I couldn't imagine my life being sober. But today, the blessings that have come my way from being sober and doing the work and trusting in the people around me have been incredible.

"I'm living my real purpose and helping people out. ... The whole basis of AA is literally you can't do it alone. AA is a big family."

Crosby followed up his rookie breakout season with seven sacks last year and says after a year-plus of being sober, and re-dedicating himself to his health and fitness, he is primed for a good season.

"This offseason has been incredible," he said. "I've never been in this good a shape in my life. I've never been this dedicated. I've always been a hard worker as far as work ethic. ... I've taken it to a whole different level.

"I love being able to talk about it and share my story with other people and try to help other people out there going through what I've gone through."

FB Alec Ingold

NFL.COM

Raiders Walter Payton Man of the Year nominee Alec Ingold always striving to help 'one more kid' find a home

By Grant Gordon

December 30, 2020

Outlaws of the autumns, swashbuckling marauders of the gridiron, the Raiders are the league's bad guys by choice and design.

For Silver and Black fullback Alec Ingold, however, being the white hat among the wild bunch is a celebration of each of the endeavors in his life he's most passionate about: playing Raiders football and positively affecting his community.

"It's kinda cool. You get to put on a helmet and shoulder pads, you get to be the outlaw, you get to be a bully. You get to be with a bunch of guys that love playing football," Ingold says. "[You get to be part of] that whole aura on Sundays. And then Tuesday you can go out and help a community and see a spark in a kid's eyes. It is cool doing both of those things."

As the Las Vegas Raiders' nominee for the 2020 Walter Payton Man of the Year, Ingold has devoted his time and energy to fundraising for and serving nutritious meals to those who need them most, supporting the Special Olympics and spreading awareness about the need and importance for foster and adoptive families. He's done it all while blocking for Raiders quarterback Derek Carr and paving the way for running back Josh Jacobs' 1,000-yard season.

Among the 32 nominees, Ingold, in just his second NFL season, is the least experienced among the field. No player has ever won the award in their first three seasons, according to NFL Research, and Ingold has an opportunity to do it in Year 2.

"It means the world to me," Ingold says of the nomination. "It wasn't really on my radar. As a young guy, my second year and I was undrafted last year. So, to kinda receive that respect among the guys in your facility, in your organization, was pretty surreal."

It's all the more surreal as Ingold is the only fullback in the field of nominees and having a trying year on the field, though it's been one in which he's carried on no matter the obstacles.

Slowed by busted ribs sustained in early November, Ingold was relegated to sleeping on the couch for a few weeks. That was, for a time, where his daily routine began. Early to wake to get additional treatment, to get his body warmed up for the grind of practices, the 24-year-old hasn't missed a game. Perhaps more inspiring, though, is that it hasn't slowed Ingold off the field.

"Learning how to deal with adversity and still being able to impact a community is amazing," Ingold says.

Though the honor was unexpected for Ingold, it was an aspiration all the same.

Given annually, the Walter Payton NFL Man of the Year Award is recognized as the league's most prestigious honor and recognizes NFL players "for outstanding community service activities off the field, as well as excellence on the field."

Striving to become part of the prestigious class of honorees was something that came into view roughly a year ago when Ingold accompanied Jacobs to Miami ahead of the Super Bowl.

"I remember going to the Super Bowl with Josh, the NFL Honors show," Ingold says. "He was up for Rookie of the Year and he brought me, so [I had a chance] to kinda experience everything. It was our rookie year together. To see [2019 Walter Payton Man of the Year] Calais Campbell speak last year. You know you get a little taste of everything at the Super Bowl, right? You get the advertisement, endorsement stuff. You get the radio-side of things. And then, you get the NFL Honors show.

"When Calais talked, that was like, 'That's what I want to do. That's the impact I want to have – moving forward for the rest of my life.' After seeing all that, trying everything, to have that speech, that moment kind of be like that's what I want to do down the road, I was expecting to kinda have this long-term goal. And for that nomination to be happening this year is kind of surreal for me."

Giving of his time and efforts off the field didn't emanate from Miami, though. It's something that's been with Ingold for quite some time – all the way back to growing up in Green Bay, Wisconsin.

Always quick to point out and appreciate the efforts of a support staff that includes his marketing and community relations teams, it's always begun with his parents – mother Chris and father Pat.

"I think it really starts with my parents. Being adopted, understanding how important that support system was for me, how I was raised," Ingold says. "My parents mean the world to me and the way they raised me growing up, I always knew it was about helping the person next to you. Whether that's on the football field being accountable, being a good teammate or in the community, having a platform to give back. It really starts with them. That whole adoption thing is huge for me. I feel like that gives me a sense of, 'I'm on this planet to do something.' There's that divine intervention of 'I'm here for a reason.' I'm gonna do everything I can to impact the people around me because that's what my parents did for me. They gave me the best opportunity possible to live out my dreams. That's kind of where I got that from and that's where the support toward Raise the Future AdoptUSKids, the national spokesperson-type thing kind of parlays into that."

Ahead of Election Day, Ingold was active in a "Get Out and Vote" campaign and he offered his support to Special Olympics competitors from Nevada and California by way of a "Virtual Fall Sports & Fitness" workout. In Las Vegas, Ingold aided the Three-Square Food Bank's Coronavirus Emergency Food Fund in providing 31,000 healthy meals for kids, veterans and furloughed workers and he also served meals to first- and second-graders at Jack Dailey Elementary. But it's adoption and AdoptUSKids that beckons him above all and what he's chosen as the charity that will receive an NFL donation in his name as a result of Ingold's MOTY nomination.

"I just hope people talk about how important adoption is," Ingold says. "It changed my life. I'm a living testimony of someone who was adopted and was given a great opportunity to live my best life because I had a great adopted family. I just hope that having those conversations helps one more family, helps one more kid find that home."

Able to find a home long ago, Ingold's now aiming to do the same for others.

Ingold is now a Las Vegas fullback, but was once a Green Bay kid who was able to listen to Packers such as Ahman Green, William Henderson, Randall Cobb, Brett Favre and Aaron Rodgers speak and give back to their community.

"I was that wide-eyed kid," Ingold says. "That meant the world to me, just seeing them.

"Those people kind of shaped my life growing up. And I know that's kind of the impact people can have in the NFL, just by smiling, by shaking someone's hand, by having conversation."

Among the Silver and Black's storied brutes and bandits, a once-wide-eyed kid has emerged as one of the NFL's 32 best men.

THE ATHLETIC

Adopted as a child, Raiders' Alec Ingold wants to help unite other families

By Tashan Reed

July 20, 2020

For Raiders fullback Alec Ingold, there was no mystery as a child to the fact that he was adopted. He's biracial, Black and White, while his mom, Chris, dad, Pat, and sister, Sydnie, are White.

"Growing up that way, it was never a big secret or anything," Ingold said. "I was pretty comfortable with it by a very young age. I love my parents. It's mom and dad and it's nothing different, but at the same time, I always knew I looked different than the rest of my family. I never really had identity issues with that, but it was always there."

Regardless, there were some tough moments. It would hit him late at night while he was alone in bed that he didn't have a relationship with anyone whom he was related to by blood. He didn't have the same biological connection that all his friends and most others enjoyed.

Ingold eventually adjusted, which was made easier because of how he was raised in Green Bay, Wis. He never had an issue in the community related to his race and his parents emphasized the importance of knowing who he is as a human being before he even considered his skin color. He also forged a strong relationship with Sydnie and had an expansive network of friends that welcomed him.

Green Bay also sparked his love for football. His Sundays were built around two things: church and the Packers. The players were his superheroes and drove him to pursue the career he has today.

"It was about as picture perfect as you could imagine," Ingold said. "I just realized how fortunate I was to be placed in that family that was going to love me so much unconditionally and support me through everything I've been through."

Ingold, 24, has spoken to his parents and sister through text messages, phone calls and FaceTime calls multiple times a week since relocating to Las Vegas in mid-March. While he doesn't know his biological father, he's had contact with his biological mother. The Ingolds are tight-knit and genuinely love and care about one another. That sustained bond was the driving force behind his decision to partner with AdoptUSKids on July 14.

"I know for a fact that there's kids out there going through the same things I'm going through," Ingold said. "Whether they were adopted early or have recently been adopted, you have that self-realization that can be a little bit of a struggle sometimes."

AdoptUSKids is a nonprofit national project that works to help children and teenagers in foster care get adopted by "safe, loving, permanent" families. It simultaneously educates families about foster care and adoption while providing child welfare professionals with information and support.

Additionally, it maintains the lone federally funded photo listing service used to connect waiting children with families in the country.

Through his partnership with the project, Ingold has become a part of its mission to raise public awareness about the need for foster and adoptive families and assists states, territories and tribes in recruiting, engaging, developing and supporting foster and adoptive families.

In the wake of the COVID-19 pandemic and the ongoing social justice movement surrounding the recent deaths of Black people at the hands of law enforcement, Ingold felt moved to use his platform. That's when he came upon AdoptUSKids, which he hopes others will use to do the same.

"I'm just hoping to speak to both sides: The kids that are in foster care right now and the kids that have been adopted, but also the prospective families," Ingold said. "That support system and that communication, everyone's life can improve from that. I just hope I can be an example for some kids going through tough times and help them understand that you can reach out and trust family members that aren't blood related. They can be your best friends. They can be more than you can even imagine."

"My family means the world to me. There's a lot of kids out there right now searching for that. Hopefully, being an NFL football player and opening up in that light will be able to show them that there's really so many opportunities and blessings that come with being a part of a family like that."

Ingold, who graduated from Wisconsin in 2019 with a personal finance degree, doubled down on his good deed by speaking to a group of Las Vegas high school students through the UNLV Young Executive Scholars Hospitality & Tourism Program, a four-week summer program targeting under-resourced youth in the Clark County School District. Ingold talked about his life and journey and stressed the importance of financial literacy.

"I'm trying to speak to as many kids that'll listen to try and give them some insight on what I've learned throughout my life," Ingold said. "Las Vegas is a community that's definitely going to be one and the same with the Raiders. Me and a lot of other teammates are trying to speak to the community about topics that are near and dear to our hearts so that we can create this relationship."

Ingold has also remained active physically, whether it's running in random parks or participating in the Raiders' unofficial 30-player workouts in Las Vegas. It's not convenient, but it's nothing compared to the adversity that he experienced early in life. He wants to be consistently accountable and reliable in his second season, so he's got to keep putting the work in. Dozens of other Raiders players have followed suit.

"I'm proud of working hard when things are tough," Ingold said. "A lot of guys that have moved out here, we've kind of found our rhythm and what it takes to work together. It's definitely bringing us together on the team, no doubt, with the move and the pandemic and an unknown season."

Ingold's involvement in the community in the meantime isn't a front. His desire to help others stems from how Chris and Pat helped him as a child.

"I've been blessed with the decisions people made to step out of their comfort zone and make that adoption decision from my biological parents to my (adoptive) parents," Ingold said. "There's so much in this world that we can offer one another. Any difficulties or adversity that I've been through, I'm going to try and share it with others so that they can get through their own adversities. If it's relatable, great. If they can take one thing away from whenever I'm speaking, awesome. But at the end of the day, it's just opening my heart up and letting people do what they need with it."

"Hopefully, we can all be better because of it."

RB Josh Jacobs

ESPN.COM

Josh Jacobs is the Las Vegas Raiders' 'angry runner,' on his way to NFL superstardom

By David Fleming

September 21, 2020

THE CENTERPIECE OF the Las Vegas Raiders' Allegiant Stadium is the 95-foot Al Davis Memorial Torch. Built out of carbon fiber and aluminum and billed as the largest 3D-printed object in the world, the urinal-shaped cauldron doesn't feature an actual flame. Encircled by a bar, like all serious monuments, it instead blows a mixture of hot air and lasers to simulate flames in front of the \$1.9 billion stadium's lanai-style peep show doors that open to expose the Strip. The rest of the building is adorned with a similar kind of classic Vegas casino-style art meant to assimilate the Raiders into the culture of their new hometown. The works include an Area 51 alien sporting Raiders merch and one particularly riveting piece featuring Baby Carlos of "The Hangover" sporting a Raiders beanie. There's a mural of Raiders greats and a series of ayahuasca-fever-dream-inspired murals by local artist Michael Godard that reimagine Marilyn Monroe as a Raiderette, Wayne Newton as a Silver and Black quarterback and Elvis Presley as a Raiders running back.

And just in case there's any question as to just how impossibly high the expectations are for the Raiders' inaugural season in Vegas, one of the few other locals deemed worthy of a King-sized portrait inside Allegiant is Raiders running back Josh Jacobs, whose picture towers above what seems like a mile of white marble near the corner suites on the 200 level of the stadium. "Very surreal and humbling," Jacobs says about his portrait. Taken 24th overall out of Alabama in last year's draft, Jacobs set the franchise record for rookie rushing yards (1,150) and led the NFL in missed tackles (70), all while playing most of the season with a broken shoulder. Now the writing is quite literally on the wall for him and the 2020 Raiders.

In a Week 1 win against Carolina, Jacobs responded to the expectations by scoring three touchdowns and breaking 10 more tackles on his way to 139 all-purpose yards. It was a performance so explosive and dominant, yet somehow so effortless and smooth, that it drew comparisons to yet another GOAT. "That was a little bit like Walter Payton used to play," says coach Jon Gruden. "Josh is special. He deserves some national attention, and I hope you give it to him."

Jacobs is one of the most compelling success stories in the NFL and, pound for pound, one of the game's most physical young runners, and Gruden and the Raiders are now counting on him to develop into the kind of dynamic all-around talent worthy of becoming the national face of the franchise, or, in Vegas vernacular, the town's first Chairman of the Scoreboard. "Josh is going to be a superstar," says Raiders fullback Alec Ingold. "There's a really, really unique opportunity that none of us will probably ever get in our lifetimes again of setting the foundation and the identity for what the first Las Vegas Raiders teams will be. And in a lot of ways, that's the responsibility Josh has taken on. He really makes this offense run, and he sets the tone for what this franchise is going to be in our new home." Even with the questionable decor choices, the Raiders' new home base, which makes its debut on Monday Night Football against the New Orleans Saints (8:15 p.m. ET on ESPN), is nothing short of spectacular.

The expansive locker room, featuring long club-style ceiling lights crisscrossing above the center of the room, feels like something befitting of Marshmello, not Maxx Crosby -- although there are already nine other clubs inside the stadium, including one so close to the north end zone that Gruden could easily signal its bouncers to break up any potential Hail Marys. "This is our field of dreams," says owner Mark Davis. "This is our house."

For Jacobs, though, it was only the second-best dream house reveal of the offseason. In January, he bought his father, Marty, a house in Oklahoma, creating a fairy-tale ending to a well-documented journey that began 10 years ago on the streets of north Tulsa inside the family's red Chevy Suburban. When Josh was in middle school, he and his four siblings and Marty were homeless for several weeks. After their parents' divorce, Josh and his siblings initially stayed with their mother, Lachelle. Josh says they argued frequently, however, especially over what he says was Lachelle's misuse of child support money. Eventually Marty was granted custody of his kids, just as he found himself between apartments and jobs. It's an all-too-common scenario experienced by many of the nearly 60,000 families in the U.S. that are homeless on any given night, especially during the COVID-19 pandemic.

The Jacobses crashed with friends and in motels as long as they could until they were forced to sleep in the Suburban in a section of town where Josh had been shot at as a teenager. "I wouldn't change how I grew up for nothing because it made me who I am today," Jacobs says. "Nobody can tell me that something isn't possible, and I've got so many other dreams I want to achieve, starting with a championship, so I'm still grinding in every aspect of life."

To this day, Jacobs vividly recalls -- in a way that suggests the experience is never far from his thoughts -- that his father would often go without food, waving it away and pretending not to be hungry, so his children would have fuller bellies. Marty would often go without sleep as well, standing guard in the front seat with a gun resting in his lap, his eyes bloodshot from exhaustion and stress. Ten years later, after the surprise gift from Josh, when Marty's eyes were watering again, this time he was leaning against the black-and-gray granite countertops inside his immaculate new kitchen as giggles from grandchildren echoed throughout his spacious new home.

Standing next to him, and close to tears as well, was a former homeless teenager turned NFL running back who has now christened new homes for both his father and his franchise. "The kids that warm your heart as a coach are the ones who were not given anything and had to earn everything," says former Alabama offensive coordinator Mike Locksley, now the head coach at Maryland. "I saw Josh, going from homeless to buying his dad a house, and it's especially heartwarming when the reason you got into this business is to change people's lives with this brown football."

To help his kids process their emotions throughout their childhood, Marty encouraged them to express their feelings through poetry and art. Josh responded by drawing a picture of his dad valiantly fighting off a series of monsters. To this day, Josh attacks most carries on the football field in the same fashion: as an opportunity to slay some monsters, or at least run them over. Throughout his career, despite his relatively small stature (5-foot-10, 212 pounds), Jacobs has left in his wake a breathtakingly violent, "Jackass"-esque compilation of cartoonishly destroyed would-be tacklers. Just ask the Panthers.

Against Carolina, an astonishing 87% of Jacobs' 93 yards rushing came after contact. "There's no doubt he is an angry runner," says Locksley, who now coaches Josh's younger brother, Isaiah. "It's a chip on his shoulder, angry at the world, here I am a kid that spent time being homeless, not heavily recruited out of high school, then, at Bama, not being the focal point of the offense. Every time he touches the ball, he runs as if he may not get the ball again."

In 2015, as an unknown Wildcat quarterback at McLain High School in Tulsa, Jacobs was putting up truly unbelievable numbers. His stats were so off-the-charts ridiculous, in fact, that a skeptical reporter called McLain's athletic director and accused football coach Jarvis Payne of padding Jacobs' stats. It's a frequently recurring accusation in Jacobs' life. "The more you get to know him," Ingold says, "the more he does seem too good to be true almost." Jacobs' high school stats had to be doctored. How could a no-star, injury-prone kid suddenly average 300 rushing yards a game?

"Well, come to our next game and see for yourself," Payne growled into the phone. Just before kickoff against Cascia Hall Prep, Payne went to Jacobs' locker and dropped the details of the phone call. "After that I felt kind of sorry for that team," Payne says. "Josh took everything out on them."

The stats in question were, in fact, way off. Instead of a measly 300 yards, Jacobs ended up with 455 on 22 carries. And it would have been north of 600 if several big runs hadn't been called back. After a breathtaking display of speed, power, elusiveness and, well, controlled rage, on Jacobs' sixth and final TD, a clear path to the end zone emerged. Instead, and in what would become his signature move as a running back, Jacobs lowered his shoulder and bulldozed a defensive back who was left straddling the goal line like a Dali timepiece. "Poor kid," Payne says. "Josh could have easily sidestepped him and walked into the end zone, but he chose to run him directly over. I've seen a lot of talented kids, but that level of anger and tenacity? Very few are built like that. Josh needed to prove a point to the world. And that kid was in his way."

Several weeks later, when former Alabama and current New York Giants assistant coach Burton Burns sat down to watch McLain's highly ranked basketball team's practice, Jacobs took the ball end to end, effortlessly gliding around defenders before finishing with so much power to the basket that his forearm ended up above the rim. Burns got up and sprinted to his car like he was about to get towed, and after a frantic call to Nick Saban, Jacobs was bound for Tuscaloosa. "I see it in him, that extra hunger, that inner spark and inner sense of drive that is not typical unless you've been in those shoes," says Arash Ghafoori, the executive director at the Nevada Partnership for Homeless Youth, which runs a drop-in center just a few miles from Allegiant Stadium. "I see it over and over: The experience of being homeless doesn't beat these kids; they beat the experience, and then that resiliency becomes part of their DNA."

After splitting time in Saban's talent-rich backfield, Jacobs burst onto the scene during Bama's 2018 run to the title game. When an Auburn cornerback attempted to tackle Jacobs in the open field, the defender eventually came to rest on his head, with the rest of his body facing the wrong way, a full 7 yards downfield. A few weeks later in the national semifinal, Jacobs road-graded an Oklahoma safety on his way to pay dirt. Jacobs' personal favorite came next, in the title game, when he pancaked a 280-pound Clemson defensive end, then flexed over his massive, prostrate body. "He was a lot bigger than me, so I was supposed to lose that battle," Jacobs says. "So I put him in the ground and then, yeah, I flexed on him. Honestly, yeah, it feels good."

Jacobs' signature as a runner (and blocker) is the way he is somehow able to crystallize his physical gifts and the residual anger, fear and intense drive (along with even the tiniest perceived slight from an opponent, à la Michael Jordan) into a force that, when transferred into the body of would-be tacklers, often leaves them several yards downfield looking as if they've just been ejected from a mechanical bull.

Last season, in a Week 7 matchup at Lambeau Field, Packers safety Adrian Amos stepped in front of Jacobs at the 22. Amos, who made the unforgivable mistake of getting too much attention for being one of the highest-paid safeties in the game, returned to earth somewhere around the 26. For starters, Jacobs believes in the age-old runner's argument that operating at anything less than full speed is far more dangerous. "That's when injuries happen," he says, "when you're going through the motions." And he insists he could have easily made Amos miss -- if he'd wanted to. But Jacobs' uber-violence is more about inspiring his teammates and dictating the chess game in the trenches. After he runs over a tackler or two, the entire Raiders offense operates on a different plane, while the defenders, obsessed with delivering a huge payback blow, are overextended and off balance. "Then I'm gonna juke 'em and make them look stupid," Jacobs says. "So it's all a mind game."

Two plays later, in fact, Jacobs reeled off a 42-yard run to set up the Raiders' first score. But the damage had been done. This wasn't Cascia Hall Prep. The showdown with Amos had left Jacobs with a fractured right shoulder. "It hurt," Jacobs confesses. "But that's football." In a feat that seems nearly superhuman given the pain involved and the relentless pounding delivered to a running back's shoulder, Jacobs valiantly continued to play -- and play well -- for the next five weeks. Although pain-killing injections deserve some of the credit, playing through the injury earned Jacobs the kind of universal locker room respect and stature that usually takes younger players years to acquire. "That's another weight that Josh has to carry is that he's the focal point of this offense and also this team's identity," Ingold says. "So when you say he runs with all that anger and he runs people over even when he doesn't have to, it's not just Josh, it's the Raiders. He has to set the standard for the rest of us."

Over time, though, Jacobs' shoulder deteriorated to the point that he missed three of Oakland's final four games, and the Raiders faded from playoff contention, finishing 7-9. It was the franchise's 15th non-winning season in the past 16 years. When the doctors finally forced him to sit out, Jacobs was sobbing so hard his entire body was shaking inside his locker. He felt lost again, unmoored. His calling card as a runner had become his kryptonite. And with his life off the field near perfect, moving forward he would have to learn to run with purpose instead of anger.

As crazy as it sounds for someone who dealt with homelessness as a child, the toughest challenge of Jacobs' life was still ahead of him: adapting and surviving in a league in which most running backs are battered and broken and discarded before they hit 30. (Case in point: Leonard Fournette, the No. 4 pick in the 2017 draft, was cut in camp by the hapless Jaguars before signing with Tampa Bay.)

Sometimes, Jacobs learned, the actual work begins after all your dreams come true. "I'm gonna be one of those guys who walks away with my body intact," Jacobs insists. "I'm not gonna be one of those guys who plays until he's 35 and all of that. I plan on leaving on my terms. And my running style? Not only does that come from my life, it comes from people trying to confine me and put me in some kind of box, like 'You're this kind of runner, you're that type of runner.'"

Jacobs' shoulder injury opened the door for Cardinals quarterback Kyler Murray to win 2019 Rookie of the Year honors. Jacobs, who finished third in the NFL with 88.5 yards per game, would award himself only a B for his rookie season. Rather than bask in his success and the realization of a lifelong dream of buying his dad a house, after the season Jacobs went to Gruden and, instead of a pat on the back, asked for a shove.

Chucky was, of course, more than happy to oblige.

"He's got to stay healthy," Gruden says. "We need our feature back down the stretch. We were in a playoff stretch last year and didn't have him. He's got to stay wire-to-wire healthy, and we have to get more out of him in the passing game, more on the field on third downs. He had a great year last year, and we expect more from him this year."

Gruden's message seems to have gotten through -- a little. On the fourth day of camp, Jacobs caught a pass in the flat and began to lower his shoulder preparing to steamroll then-teammate Damarious Randall, only to pull up at the last second to smartly avoid a collision. It was a sign, however small, that Jacobs has begun to manage those cravings for contact and run with focus instead of fury. Of course, after the play, Jacobs barked, "Boom! I just retired you" just to remind everyone that the détente was a temporary courtesy, and only for teammates.

To further reduce Jacobs' wear and tear and increase his production -- as well as his Q-rating -- Gruden plans to get him much more involved in the passing game. The goal is to increase his 20 catches in 2019 to 60 this season. His four catches in the opener put him on pace for 64. If he stays on that pace and gains another 1,000 yards on the ground, that combo would put Jacobs in rare company, alongside versatile All-Pro-level backs such as Christian McCaffrey and Ezekiel Elliott.

It's a skill set Jacobs has been developing for years. Back in Tulsa, before his senior season at McLain, when Payne realized Jacobs had a better arm than any of his quarterbacks, the coach (and robotics teacher) recircuited his entire offense and moved Jacobs to Wildcat quarterback. The improvement was instant. "And ridiculous," Payne says. "Like watching a human highlight film." For good measure, Jacobs also started at safety and even found time to contribute on special teams and pitch in with some game strategy consulting.

In 2015, in a late-season game with playoff implications, McLain had the ball at the 30 with the score tied and time about to run out. McLain hadn't kicked a field goal all season, so Payne had already begun making plans for overtime when, instead of taking a knee, his quarterback called timeout and trotted to the sideline. "Hey, Coach, let's kick it," Jacobs said. "I've been watching our kicker and working with him -- he can make it." Payne huddled the team together and drew up a makeshift field goal formation using Jacobs as a decoy. Thinking it had to be a trick play, the defense didn't bother to rush the kicker. "He lines up, takes his time and kicks the most perfect 30-yard field goal you will ever see in your life," Payne says. "Josh brings out the best in everyone, even the kickers, even the coaches."

At Bama, to get Jacobs more opportunities while sharing time on a roster loaded with future NFL playmakers, Locksley used him as a back, as a slot receiver, on pass protection, on special teams and even at quarterback. "And he was good at everything," the coach says. "As an offensive coordinator, he's just one of those rare chess pieces. I call him Swiss Army Knife because he's just so multifaceted."

It's a trait that applies to Jacobs' entire life. Wanting to expand his interests off the field, this summer Jacobs met with several businessmen and entrepreneurs who, he says, always had the same response: "Are you sure you're only 22?" Teammates swear he can hit 15 3-pointers in a row on a basketball court. On his first carry in camp, after nearly falling on his face, Jacobs put one hand on the ground, caught his balance and blew through the Raiders' defense. "We all just looked at each other like, 'Oh my god,'" Ingold says. "The first time you see his kind of power and acceleration, it's like watching a new Ferrari leave the shop."

A few days later, when Raiders back Jalen Richard visited Jacobs' home outside of Vegas, Jacobs was playing piano and preparing chicken and shrimp fried rice from scratch. "So what can't you do?" Richard said with a laugh.

Before the Raiders had even completed their move to Vegas, Jacobs had already worked with the Nevada governor and attorney general to produce child ID kits to prevent human trafficking in a region with the country's highest rates of youth homelessness. Just before the 2019 draft, when it looked as if Jacobs was headed to Las Vegas, a die-hard Raiders fan and volunteer at the Nevada Partnership for Homeless Youth emailed Ghafoori, the NPHY director. The Raiders are going to have someone on their team who could have literally been one of your kids at NPHY, the email said. "I looked Josh up and read his story and I got goose bumps," Ghafoori says. "The Raiders have their own unique history in terms of having multiple homes. ... The Raiders could make a huge impact in Nevada, and Josh could be our biggest game-changer."

Ultimately it will be up to Gruden whether Jacobs has a similar impact on the Raiders franchise. When it comes to incorporating running backs into the passing game, many NFL schemes still operate like nickel slots at the Flamingo: low risk, low reward. Even in today's pass-happy NFL, contributing in the passing game for running backs mostly means serving as a safety valve checkdown for quarterbacks. (The Giants are constantly neutralizing Saquon Barkley this way.)

Dumping the ball off on simple flare-outs, rub routes and shallow crosses to a dynamic talent like Jacobs is essentially a gift to defenses, reducing his power and impact by forcing him to move horizontally and allowing the sideline to become a 12th defender instead of attacking defenses vertically and capitalizing on the constant mismatches Jacobs' skill set creates.

Instead, the model for the Raiders should be McCaffery, who, like Jacobs, played multiple positions in high school and lined up 100 times as a slot receiver during his rookie season. That dual threat, in turn, prevents defenses from loading up the box to stop the run. In the opener, Jacobs and McCaffery led their teams with 139 and 135 yards from scrimmage, respectively. (Don't be surprised, by the way, if Gruden also uses Jacobs under center. "I'm not gonna sit here and tell you he's Jim Plunkett," Locksley says, "but Josh is definitely skilled enough to throw the ball.")

So it's a hopeful sign that when asked about his offseason training focus, Jacobs sounds more like a receiver geek than a running back. Former NFL running back and current Raiders wide receivers coach Edgar Bennett constantly fed Jacobs film cut-ups on the art of receiving. One day Jacobs would watch film on disciplined route stems to prevent telegraphing his routes, the next he'd study release techniques for press coverage or how to read body language and create leverage to attack defensive backs downfield. Jacobs even dove into "stacking" -- an advanced technique to manipulate defensive backs in the deep passing game.

If there was any doubt Jacobs had truly upgraded his route-running and receiving game, it ended in Carolina when he vaporized linebacker Shaq Thompson with a surgical cut up the seam for a 29-yard catch. It was one of a dozen highlights in an all-around performance that Jacobs says is just a glimpse of what he plans to unveil in 2020. "In college and high school, I played everything, so it's just about getting back to that," Jacobs says. "I don't want to be known as just a good runner. I'm more than that. I didn't do enough last year, and I left a lot of yards on the table. This year is going to be different for me. I'm going to become a complete player and take my game to the next level."

Tonight, with the national spotlight focused on Allegiant Stadium, the 2020 Raiders and their franchise back, as the previous King of Vegas once said: It's now or never.

TE Foster Moreau

LAS VEGAS REVIEW-JOURNAL

Graney: Foster Moreau more than backup to Darren Waller

By Ed Graney

September 22, 2021

Foster Moreau was a fourth-round draft pick of the Raiders out of Louisiana State in 2019. He showed up to rookie minicamp as you'd expect — all excited and energetic and pumped to play whatever role the team desired.

Which the tight end immediately discovered meant this: Go knock heads.

"The first words (head coach) Jon Gruden ever said to me were, 'You're going be our blocking horse, our pass-blocking, go-get-em tight end,'" Moreau said. "That's what was expected." To line up opposite the Von Millers, the Bradley Chubbs, the T.J. Watts of the NFL.

To take on the league's best pass rushers and make certain they didn't get free runs at quarterback Derek Carr. To be the guy that helped protect the guy.

"They have dedicated a lot of time and work and effort into their craft," Moreau said of those heralded edge players.

Sort of like, well, him.

A green beret?

He is the COO to the CEO. Moreau is second on a depth chart where the tight end ahead of him happens to be one of the world's best. Darren Waller is that good.

Which makes this all the more impressive: Offensive coordinator Greg Olson referred to Moreau last week as perhaps the scheme's most important player.

His reasoning: Moreau is tremendous in the run game, tremendous as a pass blocker and an ever-improving receiver. He keeps the group together. Does everything well.

Olson: "(Gruden) jokes that he's our green beret. He's our unsung hero."

Moreau: "They're lying. I promise you. Those guys ... they've believed in me since Day 1 and given me all the tools to be successful. It obviously means a lot, but I know they come up and — it's not really roasting me, but it is razzing me."

And he's appreciative. For them, his teammates, his health. Razz away.

Moreau might have initially been viewed as just a blocker, but he led all NFL rookies with five touchdown catches before he was lost for the season with a knee injury against Tennessee in December of 2019.

It wasn't the easiest of roads back, the pandemic creating a difficult environment for Moreau by which to navigate such a recovery.

He played all 16 games last season but was limited to seven catches for 140 yards. More than anything, having tight end Jason Witten as a teammate proved a blessing.

It's not the worst thing to have a future Hall of Famer taking snaps as you return from serious injury.

"It took a lot of stress off my recovery process and eased the minds of everyone in the building," Moreau said. "To know we had a veteran who could lead us on and off the field."

Moreau took the part about developing into a receiving tight end as a challenge in 2019. Jared Cook had been a Pro Bowler for the Raiders the previous season before departing for New Orleans. Gruden and his staff also liked the upside of that guy named Waller.

Running mates

So it goes that Moreau has out-performed what was his base platform as a blocker. He has mastered the details of technique and footwork and getting off the ball. Now he is catching critical touchdown passes from Carr in Week 2 wins at Pittsburgh.

So when opponents key on Waller ...

Moreau said they have learned from and grown with each other, that he wishes everyone could share a position room with the CEO, that Waller is incredibly well thought of and humble.

"Darren is such a great dude," Moreau said. "He thinks the best of every person. He's so sincere and honest and grateful for the opportunities he has received.

"I couldn't have a better running mate."

A generational talent and an unsung hero green beret.

That's some serious juice at tight end.

TE Darren Waller

LAS VEGAS SUN

RAIDERS TIGHT END DARREN WALLER HAS EMERGED FROM A DARK PLACE TO BECOME LAS VEGAS' FIRST NFL SUPERSTAR

By Case Keefer

September 9, 2020

Darren Waller peeks through the rolling glass garage doors at the back end of the Raiders' Henderson headquarters between weightlifting sets to watch his teammates' training camp practice session.

Maintaining his usual straight face, the Pro Bowl tight end exudes a calm that stands in stark contrast to the panic regarding his status that's been spreading among the Raiders' fanbase. Waller isn't injured, just experiencing some minor, undisclosed "discomfort," so Las Vegas' coaching staff has given him a 10-day break from practice during a grueling stretch in August.

Waller initially didn't like the idea but came around to understanding.

"It was frustrating, because I always want to be out there working. [In] 2019, I don't think I missed a practice, and [in] 2020, I only missed a couple, so I want to be out there," Waller says after returning to practice. "But at the same time, maybe I do need to sit still a little bit, because it's a long season."

The ultra-cautious, rest-over-reps approach the Raiders have employed with the 28-year-old going into the 2021 season is hardly unprecedented in the NFL. It's usually reserved for the league's best players, a category in which Waller now undoubtedly belongs after monster years in each of his first two full seasons with the Raiders.

Waller broke out in 2019 with 90 receptions for 1,145 yards and three touchdowns, then proved he was no one-year wonder by topping those figures in the team's first year in Las Vegas. The speedy, 6-foot-6, 255-pound force became the undisputed focal point of the Raiders' offense in 2020, pulling in a franchise record 107 receptions for 1,196 yards and nine touchdowns.

The organization seems even more committed to him going into the 2021 season after allowing the team's second-leading receiver, Nelson Agholor, to walk in free agency without making any significant upgrades in that area. That's largely because the Raiders' brain trust trusts so completely in Waller.

"I've never been around a guy that is that unselfish, that talented, that versatile and that complete," Raiders coach Jon Gruden said in a news conference during training camp. "We've got to continue to build around him. We've got to get some of our young receivers to take pressure off of him. We've put some more things in our playbook. We are going to be a lot more demanding of Waller going forward." Waller ranked No. 35 in the NFL's annual player-voted Top 100 list going into this season. His coaches and teammates would surely argue that wasn't high enough, and they might have a point.

Alongside fellow standouts Travis Kelce (Kansas City) and George Kittle (San Francisco), Waller is helping to redefine the tight end position in the modern NFL. Among that trio of consensus top tight ends, Waller also stands out as the unlikeliest success story, considering where he was as recently as three years ago.

The Raiders signed Waller off of Baltimore's practice squad in late 2018 to end a rocky four-year tenure with the Ravens, who selected him in the sixth round of the 2015 NFL Draft out of Georgia Tech.

Las Vegas quarterback Derek Carr recalled thinking, "How did we get this guy?" as soon as Waller showed up.

"I remember throwing him his first route at practice. I threw it 10 feet behind him and was like, 'Oh, wow, this guy can run!'" Carr recalled at the end of last season. "From then on, it was a beautiful thing with not only on-the-field chemistry but off the field. He told me his story and what he had been through."

Waller was an addict, developing a drug habit that included opioid pills and cocaine, dating back to his days as a prep football star in suburban Atlanta. It nearly cost him his career, if not his life.

After being suspended for the entire 2017 NFL season for repeated violations of the NFL's substance abuse policy, Waller overdosed on opioids in his car. Unlike three friends he grew up playing football alongside—all of whom suffered fatal overdoses—Waller survived, checking himself into rehab shortly after the incident.

He has now been sober for more than four years and has turned his attention toward advocacy for those in similar situations. He founded the Darren Waller Foundation to help drug-addicted youths and has appeared in national opioid-crisis campaigns.

"I feel like that giving-back component really keeps me sharp, because that's the greatest feeling that I can feel—to help somebody else or to be impactful in someone else's community or sphere of influence," Waller says. "So I really want to do that and stay on top of my routine—meditating, praying, writing in my journal, still going to meetings and just doing what I've been doing to keep me built up."

"Without those things, my career doesn't sustain. I have to continue to dance with what brought me here, and that's taking care of myself internally, mentally, spiritually, emotionally. You get the best version of me on the football field when I'm doing those things."

Waller's absence from training camp was partially a result of how sharp he's looked again heading into 2021, according to Gruden. The coach says he found it almost necessary to hold Waller out in order to fully evaluate other players vying for receptions.

With his ability to create separation in passing routes and his rhythm with Carr, Waller received the lion's share of targets during the first several practices. Given his mindset, it was easier to sit him for practices than ask him to go at half-speed.

That's because, after what he's been through, Waller refuses to give less than full effort. He has risen from the lowest of depths to the highest of peaks, and he plans to extend his stay at the top.

"When I was coming out of the dark places in my life, it's like, 'Man, you've come that close to not being here anymore, you have to have a new sense of urgency,'" Waller says. "Every single day you're not promised much, so I want to take that urgency and put it into everything I do."

THE ATHLETIC

Raiders' Darren Waller copes with the shutdown by exploring his musical side

By Vic Tafur

May 15, 2020

The violins start in first, before the bass drops and the angry voice starts poking you in the chest. D Wall, or Darren Waller as Raiders fans and fantasy football players call him, wants to know how your paper is stacking up in his new single, "Profits."

The music video drops Friday, the second to be released off his "Wall Street" album. "SHSW" was a much more relaxing song, with a smiling Waller rapping about how he separated from the crowd, as the acronym indicates, Some How Some Way.

Most people know Waller's story of overcoming addiction, signing with the Raiders and quickly becoming one of the best tight ends in the NFL. Many don't know how serious he is about his music — he recently received his first royalty check. The \$500 was the first money he has ever earned for his passion project.

"It's going great," Waller said in a phone interview last week. "Quarantine has provided a lot of time to lock in on improving my production and making new songs."

He is working on building a studio in his new house. Waller is back in Las Vegas, having returned from Georgia week ago. He is all moved in — after spending the past season and a half at the extended-stay hotel two blocks from the Raiders' old facility in Alameda.

"I grew to appreciate the proximity to the facility," Waller said, "because I would get there early for treatment and stay late for treatment."

The Raiders' new facility in Henderson, Nev., is on schedule to be finished next month, with the team's new stadium in Vegas set to be complete in July.

"It's quiet, but I really like Vegas so far and can really see myself enjoying life here," Waller said.

Waller gets up early and logs into the team's online meetings before hitting the field at a local park and working out with teammates Derek Carrier and Foster Moreau. (The team's newest tight end, Jason Witten, is in the process of moving from Dallas.)

"It's been pretty well organized, as far as the position meetings and getting a whole team meeting online," Waller said. "It's gone a lot smoother than I thought it would — I thought there would be a lot of connections dropping and a lot more difficulties."

"There is really good communication from the coaches to the players, so we know what we should be doing to be ready when the time comes."

Waller was very excited by the addition of Witten, an 11-time Pro Bowler with the Cowboys.

"I thought it was awesome," he said. "He is a great example of longevity and doing it the right way. His technique and his mental approach to the game kept him at the top and is going to put him in the Hall of Fame, so to have him in your room and be able to learn from him is priceless."

Waller said Moreau used to mention watching film of Witten, and that prompted him to do the same last year.

"There are things that caught me off guard watching him," Waller said. "He looks fast because he is great getting off the ball right at the snap, like no one I have ever seen — he will be ahead of wide receivers. So I am watching and thinking, 'I didn't know Jason Witten was that fast,' but it's that get-off and there are a lot of small details to his game that are just incredible."

Waller can't wait to get together with Witten and the rest of his teammates.

"I think we had another great draft class and we're putting together something special on both sides of the ball," he said. "We have a lot to offer Las Vegas, a lot of energy and we also want to do big things in the community."

Waller was also excited about the schedule, much fairer than last season's, when the Raiders were away from home for seven straight weeks.

"I feel that if we can get through last year's schedule, there is nothing we can't get through," he said.

The bar is high for Waller, in particular. A receiver in college, Waller is still learning the nuances of the tight end position and last season had 90 catches for 1,145 yards at 27 years old. And that's with defenses bracketing their coverage toward him after receiver Antonio Brown was cut and Tyrell Williams was injured.

"I see a lot of room for growth," Waller said.

He can block as well and is already among the handful of most valuable tight ends in the NFL. But Waller leaves the swagger to his rap persona.

"I try not to compare and say I am better than that guy," Waller said. "Saying I am the top dog doesn't do too much for me, because things change week to week. I just need to be the best me I can possibly be. That makes my life a lot simpler.

"I save that kind of energy for the music."

After football meetings and workouts every weekday, Waller works just as hard in the evenings, coming up with new beats. In many ways it's harder than being a professional football player.

"I pull the laptop open and ... I don't know," Waller said. "Sometimes I will go off a sample and try to flip that. Or I will play with some software that I found called Arcade and I try to create a melody. I just go through random sounds and click and play things on my keyboard until I catch something and I can hear something in my mind. And then I find another sound to layer it up.

“There is no one process. I could also be inspired by something I see or hear or some feeling I have. Something someone said to me can translate into a note that can spark a beat. It’s random. ... I try not to press for it and let it just happen. I have taken a week off at times and when I come back to it, I really missed it. I just really enjoy it.”

Teammates have remarked how on team flights Waller disappears into his laptop from wheels up to wheels down. And he has said he has missed the first bus from the hotel to the stadium on game days because he has gotten lost in his music.

Waller filmed all five music videos in a span of 39 days, each Saturday beginning in February, in the Atlanta area. He is also recording new stuff, with the same plan that he had last year — having enough songs to put out another project/album at some point during the season.

“I can mess around with a beat for fun during the season,” Waller said, “but I don’t get to spend an extended amount of time. So I like to get most of my music work done before the season gets going.”

Waller recently started his own YouTube channel, and reaction to the music has been positive.

“I have put a lot of work into it and I think it sounds good. So it’s definitely good to see other people like it because music is meant to be shared,” Waller said. “It was dope to get that check, just because I never thought that was ever possible.”

And yes, Raiders fans, that collaboration with teammate Maxx Crosby is still in the works.

“I sent Maxx a whole bunch of beats, so hopefully when he puts something out he will be using one of mine,” Waller said. “He is a busy guy, and whenever he is ready to lock in, I am here for him.”

Waller will put that song on his YouTube channel or on Instagram when the time comes. While the Instagram account is also popular, Waller winds up checking it almost every day for more important stuff than reactions to his music.

“People message me and tell me how they relate to my story and what they are going through, so I use that to have short conversions with them,” Waller said.

Waller struggled with opiate and cocaine addiction when he first came into the league. He was suspended twice for failing drug tests, including for the entire 2017 season.

“I try and connect with fans on Instagram whenever I can and let them know that I see them and I am there, and that I am just a normal human being who had to overcome some stuff,” Waller said. “Ever since ‘Hard Knocks’ (last summer), people have been able to relate to what I went through and I want to let them know that I appreciate them and what they are going through as well. And those talks give me a recharge because I am not perfect and I have doubts and I need to be picked up sometimes, too.

“People saying they look to me for inspiration gives me extra life sometimes.”

Waller also started the Darren Waller Foundation a few months ago. There was a kickoff dinner scheduled for it on the Las Vegas Strip during NFL Draft weekend, but the pandemic wiped that out.

“Corona has us on hold, but we’ll start having events as soon as Vegas is up and running again,” Waller said. “We just want to educate people and put my story and the stories of others in front of the youth.

“Kids always envision who they want to be when they grow up, without really taking stock of their mental health and how happy they are going to be when they get there. Maybe kids ages 10 on up to 25, getting in front of them as well as having an online community, which can serve as a safe space. They can say whatever is on their minds.

“I am trying to put together things that I wish I would have taken advantage of when I was a teenager.”

Music was one of the things that Waller turned to before he was sober, and it’s been even sweeter for him since he cleaned up.

“On my first project, there are songs where I am talking about drinking or using drugs, and I was able to learn how to make music without doing that,” Waller said. “I was afraid that once I got sober, my music was going to be trash — because you know, that’s a big part of rap — but my stuff did get better and I was able to be creative without rapping about material things, drug, alcohol or talking about women in a crazy way. I was able to find my sound, find my pocket and still be confident and still feel like I could still put music out that people would want to listen to.”