

LAS VEGAS RAIDERS

WEEKLY RELEASE

WEEK 3



1-1

Sunday, September 26, 2021
1:05 PM (PT)
Allegiant Stadium



2-0



Cover	1	Third Down Efficiency Team/Opponents	60
Release	3-33	Fourth Down Efficiency	61
Weekly Release Intro	3	100.0+ Passer Rating	62
Game Release	4-33	Completions by Distance	63
Rosters Divider	34	Yards Gained By Down	64
Rosters	35-43	Big Returns: Kickoff and Punt	65
Roster/Alphabetical	35	Opponent Big Returns: Kickoff and Punt	66
Roster/Numerical	36	Takeaways and Opponent Takeaways	67
Roster/Depth Chart	37	Turnover Breakdown Chart - Team and Opponent	68
Roster/Positional	38	Red Zone Efficiency	69
Roster/How Built	39	Onside Kicks	70
Roster/Game-By-Game Starters & Inactives	40	Blocked Kicks	71
Player Participation	41	Two-Point Conversions	72
Roster/Transactions	42	Scoring Breakdown	73
Stats Divider	44	Goal to Go Situations	75
Raiders Statistics	45-83	Goal to Go Situations - Detailed	76
Team Stats	45	Replay Challenges	77
Defensive/Special Teams Stats	46	Team Record When...	78
Game-By-Game Offense	47	The Last Time	79-83
Game-by-Game Defense	48	Updated Player Bios Divider	84
Team Highs And Lows	49	Updated Player Bios	85-139
Individual Single-Game Highs	51	Game Summaries Divider	140
Opponents Individual Highs	52	Game Summaries	141
Big Yardage Games	53	Last Week's Game Divider	143
Big Plays of 20+ Yards	54	Last Week's Game	144-184
Opponent Big Plays of 20+ Yards	55	Gamebook	144-160
Longest Drives	56	Last Week's Game Clips	161-184
Drive Charts	57	Feature Clips Divider	185
Drive Charts - Opening Drives	58	Feature Clips	186-221
Advances Chart	59		

LAS VEGAS RAIDERS

WEEKLY RELEASE

WEEK 3



1-1

Sunday, September 26, 2021
1:05 PM (PT)
Allegiant Stadium



2-0

2021 SCHEDULE

REGULAR SEASON

Mon., Sept. 13	BALTIMORE RAIDERS*	W, 33-27(OT) 1-0
Sun., Sept. 19	at Pittsburgh Steelers	W, 26-17 2-0
Sun., Sept. 26	MIAMI DOLPHINS	1:05 p.m. CBS
Mon., Oct. 4	at Los Angeles Chargers**	5:15 p.m. ESPN
Sun., Oct. 10	CHICAGO BEARS	1:05 p.m. CBS
Sun., Oct. 17	at Denver Broncos	1:25 p.m. CBS
Sun., Oct. 24	PHILADELPHIA EAGLES	1:05 p.m. FOX
	BYE WEEK	
Sun., Nov. 7	at New York Giants	10:00 a.m. CBS
Sun., Nov. 14	KANSAS CITY CHIEFS***	5:20 p.m. NBC
Sun., Nov. 21	CINCINNATI BENGALS	1:05 p.m. CBS
Thu., Nov. 25	at Dallas Cowboys****	1:30 p.m. CBS
Sun., Dec. 5	WASHINGTON	1:05 p.m. FOX
Sun., Dec. 12	at Kansas City Chiefs	10:00 a.m. CBS
Sat or Sun, Dec. 18/19	at Cleveland Browns	TBD TBD
Sun., Dec. 26	DENVER BRONCOS	1:25 p.m. CBS
Sun., Jan. 2	at Indianapolis Colts	10:00 a.m. CBS
Sun., Jan. 9	LOS ANGELES CHARGERS	1:25 p.m. CBS

- * - Monday Night Football on ESPN with simulcast on ABC
 ** - Monday Night Football on ESPN
 *** - Sunday Night Football games in Weeks 5-17 subject to change
 **** - Thanksgiving Day Game on CBS

NOTES VS. DOLPHINS

2020 record: 10-6
Division Finish: (2nd/AFC East)
Playoffs: None



Key additions: QB Jacoby Brissett, CB Justin Coleman, CB Jason McCourty, WR Will Fuller V, RB Malcolm Brown, WR Jaylen Waddle, LB Jaelan Phillips

Key losses: LB Kyle Van Noy, G Ereck Flowers, DE Shaq Lawson, QB Ryan Fitzpatrick, RB Matt Breida, C Ted Karras, DL Davon Godchaux, T Julien Davenport

- Miami leads the all-time series at 18-17-1.
- The Silver and Black are seeking their first win against Miami since Nov. 5, 2017, when they won by a score of 27-24 at Hard Rock Stadium to snap a five-game losing streak against the Dolphins.
- Las Vegas holds a 8-8 record at home in the all-time series, and is looking to earn its first win at home since 1996, when they defeated the Dolphins 17-7 at the Oakland-Alameda County Coliseum.
- The Raiders are 3-1 in postseason meetings against the Dolphins, with their last victory coming in shutout fashion, 27-0, in the AFC Divisional round on Jan. 6, 2001 at Oakland-Alameda County Coliseum.
- Las Vegas has lost two consecutive games to Miami, falling by a score of 26-25 in 2020 and 28-20 in 2018.

THE SETTING

Date: Sunday, September 26, 2021
Kickoff: 1:05 p.m. PT
Site: Allegiant Stadium (2020)
Capacity/Surface: 65,000/Natural Bermuda
Regular Season: Dolphins lead, 18-17-1
Postseason: Raiders lead, 3-1



NFL OFFENSIVE RANKINGS

The Raiders offense ranks in the Top-5 in the below categories through Week 2:

- Total Yards - 458.0 (1st)
- Passing Yards - 391.0 (1st)
- Big Plays Passing (25+ yards) - 8 (2nd)
- Passing First Downs - 34 (T-3rd)

Below are notes on QB Derek Carr through Week 2:

- His 817 passing yards through the first two weeks of the season rank first in the NFL and are the most ever by a Raiders quarterback in a two-game span in NFL history.
- Became just the fourth player in NFL history to record at least 380 passing yards and two touchdowns in each of his team's first two games of a season, joining Drew Bledsoe (1994 - Patriots), Tom Brady (2011 - Patriots) and Ryan Fitzpatrick (2018 - Buccaneers).

BROADCAST INFORMATION

TELEVISION

CBS

Play-by-play: Ian Eagle

Color Analyst: Charles Davis

Sideline/Field: Evan Washburn

Producer: Mark Wolff

Director: Bob Fishman

RADIO

Raiders Radio Network

Flagship: KOMP 92.3 FM "The Rock Station"

and KRLV "Raider Nation Radio 920 AM"

via Compass Media Network

Play-by-play: Brent Musburger

Color Analyst: Lincoln Kennedy

NATIONAL RADIO

Compass Media Networks

Play-by-play: Kevin Ray

Color Analyst: Chad Brown



NOTABLE CONNECTIONS

Pro Connections

- Dolphins **offensive line coach Lemuel Jeanpierre** served as the assistant offensive line coach for the Raiders from 2018-19.
- Dolphins **senior personnel executive Reggie McKenzie** spent seven years (2012-18) as general manager of the Raiders. He also played linebacker for the Raiders from 1985-88.
- Raiders **linebackers coach Richard Smith** landed his first post as a defensive coordinator with the Dolphins in 2005.
- Raiders **director of pro personnel Dwayne Joseph** served as a pro scout for the Dolphins from 2004-06 and 2008-11, while serving as the Dolphins assistant director of pro personnel in 2007.
- Raiders **RB Kenyan Drake** was originally a third-round draft pick (73rd overall) of the Dolphins in 2016, where he spent his first three seasons in the NFL.
- Raiders **G Richie Incognito** spent four seasons (2010-13) as a member of the Dolphins, earning his first Pro Bowl selection with the club in 2012.
- Raiders **OL Jermaine Eluemunor** spent the 2021 offseason with the Dolphins.
- Raiders **defensive backs coach Ron Milus** and Dolphins **assistant head coach/special teams coordinator Danny Crossman** served on the same staff with the Carolina Panthers in 2009, serving as secondary coach and special teams coordinator, respectively.
- Dolphins **co-offensive coordinator/running backs coach Eric Stutesville** and Raiders **defensive backs coach Ron Milus** served on the same staff with the Denver Broncos from 2011-12, serving as running backs coach and secondary coach, respectively.

College Connections

- Raiders **RB Josh Jacobs** (2018), **WR Henry Ruggs III** (2018-19) and **T Alex Leatherwood** (2018-19) were teammates at Alabama with Dolphins **WR Jaylen Waddle** and **QB Tua Tagovailoa**.
- Raiders **DE Clelin Ferrell** (2016-18), **CB Trayvon Mullen Jr.** (2016-18) and **WR Hunter Renfrow** (2015-18) were teammates at Clemson with Dolphins **DT Christian Wilkins**.
- Raiders **FB Alec Ingold** was teammates at Wisconsin with Dolphins **C/G Michael Deiter** and **LB Andrew Van Ginkel** from 2015-18.
- Raiders **CB Damon Arnette** was teammates at Ohio State with Dolphins **LB Jerome Baker** from 2015-17.

Hometown Connections

- Raiders currently have six players from Florida on the active roster: **CB Damon Arnette** (Fort Lauderdale, Fla.), **S Tyree Gillespie** (Ocala, Fla.), **T Alex Leatherwood** (Pensacola, Fla.), **CB Trayvon Mullen Jr.** (Fort Lauderdale, Fla.), **LB Denzel Perryman** (Coral Gables, Fla.), **QB Nathan Peterman** (Jacksonville, Fla.).
- Raiders **wide receivers coach Edgar Bennett** is a native of Jacksonville, Fla., where he attended Robert E. Lee High School in and earned first-team all-state honors before becoming a four-year starter at Florida State (1987, 1989-91).

WEEKLY MEDIA SCHEDULE

Wednesday, Sept. 22

10:50 a.m. - 11:20 a.m. (approx.)..... Practice open to media; Videography/photography limited through stretching and individual periods only

12:40 p.m. (approx.)..... **Head Coach Jon Gruden** and **QB Derek Carr** available in UBEO press room at Intermountain Healthcare Performance Center

Thursday, Sept. 23

10:50 a.m. - 11:20 a.m. (approx.)..... Practice open to media; Videography/photography limited through stretching and individual periods only

12:40 p.m. (approx.)..... **Defensive Coordinator Gus Bradley** and **Offensive Coordinator Greg Olson** available in UBEO press room at Intermountain Healthcare Performance Center

Friday Sept. 24

11:00 a.m. - 11:30 a.m. (approx.)..... Practice open to media; Videography/photography limited through stretching and individual periods only

12:15 p.m. (approx.)..... **Head Coach Jon Gruden** available in UBEO press room at Intermountain Healthcare Performance Center

Saturday, Sept. 25 No availability

Sunday, Sept. 26 Raiders vs Dolphins at 1:05 p.m. PT

All times are Pacific and subject to change.

RAIDERS SUPERLATIVES

vs. Miami Dolphins

Team Single-Game Highs/Lows:

Total Yards: 542; Sept. 21, 1968
Rushing Yards: 299; Sept. 30, 2007
Passing Yards: 373; Sept. 16, 2012
Fewest Total Yards Allowed: 166; Nov. 2, 1980
Fewest Rushing Yards Allowed: 14; Nov. 19, 1990
Fewest Passing Yards Allowed: 57; Oct. 8, 1979
Points Scored: 47; Sept. 21, 1968
Fewest Points Allowed: 0; Dec. 16, 1962
Touchdowns: 5; three times; last: Sept. 30, 2007

Individual Single-Game Highs:

Pass Attempts: 48, Carson Palmer; Sept. 16, 2012
Pass Completions: 27, Derek Carr; Sept. 23, 2018
Passing Yards: 373, Carson Palmer; Sept. 16, 2012
Passing Touchdowns: 4, Daryle Lamonica; Sept. 21, 1968
Carries: 23, Lamont Jordan; Nov. 27, 2005
Rushing Yards: 179, Justin Fargas; Sept. 30, 2007
Rushing Touchdowns: 3, twice; last: Daunte Culpepper; Sept. 30, 2007
Receptions: 9, three times; last: Tim Brown, Dec. 6, 1998
Receiving Yards: 173, Jordy Nelson; Sept. 23, 2018
Receiving Touchdowns: 3, Billy Cannon; Nov. 19, 1967

2021 INDIVIDUAL LEADERS

RAIDERS

DOLPHINS

Passing Yards

Derek Carr.....817 Tua Tagovailoa.....215

Completion Percentage (Min. 30 Attempts)

Derek Carr.....66.7 Jacoby Brissett.....60.0

Passing Touchdowns

Derek Carr.....4 Tua Tagovailoa.....1

Carries

Kenyan Drake.....13 Myles Gaskin.....14
Peyton Barber.....13 Malcolm Brown.....10

Rushing Yards

Josh Jacobs.....34 Myles Gaskin.....74
Peyton Barber.....32 Malcolm Brown.....37

Rushing Touchdowns

Josh Jacobs.....2 Tua Tagovailoa.....1

Receptions

Darren Waller.....15 Jaylen Waddle.....10
Hunter Renfrow.....11 DeVante Parker.....9
Kenyan Drake.....10 Myles Gaskin.....9

Receiving Yards

Darren Waller.....170 DeVante Parker.....123
Henry Ruggs III.....159 Jaylen Waddle.....109
Hunter Renfrow.....127 Myles Gaskin.....48
Bryan Edwards.....121 Mike Gesicki.....41

Receiving Touchdowns

Darren Waller.....1 Jaylen Waddle.....1
Henry Ruggs III.....1
Zay Jones.....1
Foster Moreau.....1

Sacks

Maxx Crosby.....2.0 Emmanuel Ogbah.....0.5
Carl Nassib.....1.0 Andrew Van Ginkel.....0.5

Interceptions

Trayvon Mullen Jr.....1 Xavien Howard.....1

Forced Fumbles

Quinton Jefferson.....1 Xavien Howard.....1
Carl Nassib.....1 Jevon Holland.....1
Eric Rowe.....1 Jerome Baker.....1
Andrew Van Ginkel.....1

2021 TEAM RANKINGS

OFFENSE

Category	RAIDERS Stats	Rank	DOLPHINS Stats	Rank
Total Offense	458.0	1	237.5	30
Rush Offense	67.0	29t	72.5	27
Pass Offense	391.0	1	165.0	30
Points Per Game	29.5	8	8.5	31
Third-Down Off. %	42.9	10	41.4	14t
Fourth-Down Off. %	50.0	11t	0.0	22t
Red Zone Off. (TD%)	44.4	22t	40.0	26

DEFENSE

Category	RAIDERS Stats	Rank	DOLPHINS Stats	Rank
Total Defense	368.5	16	353.5	15
Rush Defense	114.0	15	134.0	28
Pass Defense	254.5	16	219.5	12
Points Per Game	22.0	6t	25.5	9
Third-Down Def. %	33.3	6t	62.1	31
Fourth-Down Def. %	33.3	14t	100.0	27t
Red Zone Def. (TD%)	100.0	28t	62.5	19

TEAM

Category	RAIDERS Stats	Rank	DOLPHINS Stats	Rank
Turnover Ratio	+2	4t	0	15t
Penalties	15	20t	14	16t
Penalty Yards	102	11t	111	15

LAST GAME VS. DOLPHINS

December 26, 2020 - Dolphins 26, Raiders 25

Allegiant Stadium, Las Vegas, NV

Team Statistics	DOLPHINS	RAIDERS
Total Net Yards.....	383	418
Total Offensive Plays.....	63	61
Net Yards Rushing.....	130	104
Total Rushing Plays.....	25	24
Net Yards Passing.....	253	314
Attempts-Completions-INTs.....	35-26-0	34-21-0
Total First Downs.....	18	23
Touchdowns.....	2	2
Field Goals Made-Attempted.....	4-4	4-4
Third Down Efficiency.....	5-15-33%	0-10-0%
Fourth Down Efficiency.....	2-2-100%	1-2-50%
Red Zone Efficiency.....	1-4-25%	1-4-25%
Penalties-Yards.....	5-76	4-40
Time of Possession.....	33:01	26:59

	1	2	3	4	Total
Miami Dolphins	3	3	7	13	26
Las Vegas Raiders	7	6	3	9	25

Individual Leaders

Dolphins

Raiders

Passing Yards

Ryan Fitzpatrick.....182 Derek Carr.....336

Rushing Yards

Myles Gaskin.....87 Josh Jacobs.....69

Receiving Yards

Myles Gaskin.....82 Nelson Agholor.....155

2021 AFC WEST STANDINGS

Team	W	L	Home	Road	Div.	Con.	PF	PA	Streak	Last 5
Las Vegas	2	0	1-0	1-0	0-0	2-0	59	44	W2	-
Denver	2	0	0-0	2-0	0-0	1-0	50	26	W2	-
Kansas City	1	1	1-0	0-1	0-0	1-1	68	65	L1	-
Los Angeles	1	1	0-1	1-0	0-0	0-0	37	36	L1	-

2021 AFC EAST STANDINGS

Team	W	L	Home	Road	Div.	Con.	PF	PA	Streak	Last 5
Buffalo	1	1	0-1	1-0	1-0	1-1	51	23	W1	-
Miami	1	1	0-1	1-0	1-1	1-1	17	51	L1	-
New England	1	1	0-1	1-0	1-1	1-1	41	23	W1	-
New York	0	2	0-1	0-1	0-1	0-1	20	44	L2	-

ALL-TIME SERIES

Las Vegas Raiders vs. Miami Dolphins

Regular Season: Dolphins lead, 18-17-1

Postseason: Raiders lead, 3-1

Raiders At Home: 8-8

Raiders on Road: 9-10-1

Current Streak: Dolphins have won two straight games

ALL-TIME REGULAR SEASON GAMES

Date	Location	Winner	Score
09/02/66	Miami	Raiders	23-14
10/09/66	Oakland	Raiders	21-10
11/19/67	Oakland	Raiders	31-17
09/21/68	Miami	Raiders	47-21
09/20/69	Oakland	Raiders	20-17
10/04/69	Miami	Tie	20-20
10/03/70	Miami	Dolphins	20-14
09/23/73	Oakland	Raiders	12-7
09/22/75	Miami	Raiders	31-21
12/10/78	Miami	Dolphins	23-6
10/08/79	Oakland	Raiders	13-3
11/02/80	Oakland	Raiders	16-10
11/15/81	Miami	Raiders	33-17
09/19/83	Los Angeles	Raiders	27-14
12/02/84	Miami	Raiders	45-34
10/19/86	Miami	Raiders	30-28
10/09/88	Los Angeles	Dolphins	24-14
11/19/90	Miami	Raiders	13-10
12/14/92	Miami	Dolphins	20-7
10/16/94	Miami	Dolphins	20-17
12/01/96	Oakland	Raiders	17-7
11/30/97	Oakland	Dolphins	34-16
12/06/98	Oakland	Dolphins	27-17
10/31/99	Oakland	Dolphins	16-9
09/23/01	Miami	Dolphins	18-15
12/15/02	Miami	Dolphins	23-17
11/27/05	Oakland	Dolphins	33-21
09/30/07	Miami	Raiders	35-17
11/16/08	Miami	Dolphins	17-15
11/28/10	Oakland	Dolphins	33-17
12/04/11	Miami	Dolphins	34-14
09/16/12	Miami	Dolphins	35-13
09/28/14	London	Dolphins	38-14
11/05/17	Miami	Raiders	27-24
09/23/18	Miami	Dolphins	28-20
12/26/20	Las Vegas	Dolphins	26-25

COACHING BREAKDOWN

Coach	NFL seasons	Raiders seasons
Jon Gruden	22	8
D'Anthony Batiste	12	4
Edgar Bennett	29	4
Tim Berbenich	19	4
Rich Bisaccia	20	4
Gus Bradley	16	4
Tom Cable	17	8
Cameron Clemmons	2	2
Deuce Gruden	6	4
Nick Holz	10	10
Taver Johnson	3	3
Austin King	6	2
Addison Lynch	4	1
Rod Marinelli	26	2
Ron Milus	22	1
Ryan Milus	3	1
John Morton	19	11
A.J. Neibel	17	9
Greg Olson	20	6
Rick Slate	4	4
Richard Smith	34	1
Travis Smith	10	10
Byron Storer	11	4
Totals	332	107

ROSTER BREAKDOWN

Oldest Raider: Richie Incognito, 38 (born 07/05/83)

Youngest Raider: Nate Hobbs, 22 (born 06/24/99)

Most Seasons as a Raider: Derek Carr, 8

Most NFL Seasons: Richie Incognito, 14

Tallest Raider: Kolton Miller and Brandon Parker at 6-foot-8

Shortest Raider: Jalen Richard at 5-foot-8

First-Round Draft Picks: 9

- Johnathan Abram (Oak., 2019) - 27th overall
- Damon Arnette (LV, 2020) - 19th overall
- Clelin Ferrell (Oak., 2019) - 4th overall
- Josh Jacobs (Oak., 2019) - 24th overall
- Alex Leatherwood (LV, 2020) - 17th overall
- Marcus Mariota (Ten., 2015) - 2nd overall
- Kolton Miller (Oak., 2018) - 15th overall
- Henry Ruggs III (LV, 2020) - 12th overall
- Solomon Thomas (SF, 2017) - 3rd overall

Pro Bowlers: 7

- Derek Carr (2015-17)
- Casey Hayward Jr. (2016-17)
- Richie Incognito (2012, 2015-17)
- Josh Jacobs (2021)
- Yannick Ngakoue (2017)
- Darren Waller (2021)
- K.J. Wright (2016)

LAS VEGAS RAIDERS

TOTAL OFFENSE

458.0 1st

PASSING OFFENSE

391.0 1st

RUSHING OFFENSE

67.0 T-29th

SCORING OFFENSE

29.5 8th

SACKS ALLOWED

5 T-21st

THIRD DOWN OFFENSE

42.9% 10th

RED ZONE OFFENSE

44.4% T-22nd

GIVEAWAYS

1 T-2nd

TOTAL DEFENSE

368.5 16th

PASSING DEFENSE

254.5 16th

RUSHING DEFENSE

114.0 15th

SCORING DEFENSE

22.0 T-6th

SACKS

5 T-10th

THIRD DOWN DEFENSE

33.3% T-6th

RED ZONE DEFENSE

100.0% T-28th

TAKEAWAYS

3 T-10th

MIAMI DOLPHINS

TOTAL DEFENSE

15th 353.5

PASSING DEFENSE

12th 219.5

RUSHING DEFENSE

28th 134.0

SCORING DEFENSE

9th 25.5

SACKS

T-29th 2

THIRD DOWN DEFENSE

31st 62.1%

RED ZONE DEFENSE

19th 62.5%

TAKEAWAYS

T-4th 4

TOTAL OFFENSE

30th 237.5

PASSING OFFENSE

30th 165.0

RUSHING OFFENSE

27th 72.5

SCORING OFFENSE

31st 8.5

SACKS ALLOWED

29th 8

THIRD DOWN OFFENSE

T-14th 41.4%

RED ZONE OFFENSE

26th 40.0%

GIVEAWAYS

T-24th 4

How They Match Up - Statistical Leaders -2021

Category	Raiders	No.	Category	Dolphins	No.
Passing Yards	Derek Carr	817	Passing Yards	Tua Tagovailoa	215
Passer Rating	Derek Carr	104.1	Passer Rating	Tua Tagovailoa	74.0
Completion Percentage	Derek Carr	66.7	Completion Percentage	Jacoby Brissett	60.0
Rushing Yards	Josh Jacobs	34	Rushing Yards	Myles Gaskin	74
Rushing Touchdowns	Josh Jacobs	2	Rushing Touchdowns	Tua Tagovailoa	1
Receptions	Darren Waller	15	Receptions	Jaylen Waddle	10
Receiving Yards	Darren Waller	170	Receiving Yards	DeVante Parker	123
Receiving Touchdowns	D. Waller, H. Ruggs, Z. Jones, F. Moreau	1	Receiving Touchdowns	Jaylen Waddle	1
Scrimmage Yards	Darren Waller	170	Scrimmage Yards	DeVante Parker	123
First Downs	Darren Waller and Hunter Renfrow	7	First Downs	DeVante Parker	6
Tackles	Denzel Perryman	22	Tackles	Jerome Baker	15
Sacks	Maxx Crosby and Solomon Thomas	2.0	Sacks	Emmanuel Ogbah and Andrew Van Ginkel	0.5
Interceptions	Trayvon Mullen Jr.	1	Interceptions	Xavien Howard	1
Forced Fumbles	Quinton Jefferson and Carl Nassib	1	Forced Fumbles	J. Baker, E. Rowe, A. Van Ginkel, B. Jones	1
Special Teams Tackles	Dallin Leavitt and Marquel Lee	3	Special Teams Tackles	Mack Hollins	3
Punt Return Avg.	Hunter Renfrow	9.0	Punt Return Avg.	Jakeem Grant	9.5
Kick Return Avg.	Henry Ruggs III	18.3	Kick Return Avg.	Jakeem Grant	31.0
Scoring/Non-Kicking	Josh Jacobs	12	Scoring/Non-Kicking	Tua Tagovailoa and Jaylen Waddle	6
Scoring	Daniel Carlson	23	Scoring	Jason Sanders	5

JON GRUDEN

Jon Gruden returned as head coach of the Raiders on Jan. 9, 2018, welcoming back one of the most respected and successful coaches in the storied history of the Silver and Black. Gruden, who was first introduced as head coach of the Raiders over 20 years ago, served four seasons with the Raiders from 1998-2001.

In his third season back with the Raiders and the franchises' inaugural campaign in Las Vegas, Gruden guided the Silver and Black to an 8-8 record that included a 6-2 mark on the road. The road victory total was the most for a Raiders team since 2016 and just the fourth time in 40 years that a Raiders squad has produced that many wins on the road. Under Gruden's tutelage, Carr set a career high with 4,103 passing yards and became the first Raiders quarterback to pass for 4,000 yards in three straight seasons, all coming under Gruden's tutelage.

In addition, tight end Daren Waller broke the franchise single-season mark with 107 receptions and running back Josh Jacobs rushed for 1,065 yards to become the first Raider to eclipse the 1,000-yard mark in each of his first two seasons. Both Waller and Jacobs were rewarded with Pro Bowl bids.

The youngest head coach in the NFL at age 34 upon his initial hire by Raiders Owner Al Davis in 1998, Gruden posted a 38-26 record (.594) and led the Silver and Black to back-to-back AFC West titles in 2000 and 2001. He guided the Raiders to an AFC Championship Game appearance in 2000, a campaign in which the Raiders set a franchise record with 479 points and led the NFL in rushing (154.4 avg.).

In all, Gruden-led teams have claimed five division championships and have recorded six seasons with nine-or-more wins. As a head coach, he has seen 22 different players combine for 40 Pro Bowl selections. In addition, Rich Gannon was tabbed for the Maxwell Club's Bert Bell Award as the league's Most Valuable Player in 2000 and four players who Gruden tutored as a head coach have been enshrined in the Pro Football Hall of Fame: Jerry Rice (2010), Warren Sapp (2013), Derrick Brooks (2014) and Tim Brown (2015).

Gruden spent seven seasons as head coach of the Tampa Bay Buccaneers, finishing his time there as the winningest coach in franchise history by compiling a 57-55 (.509) regular-season record, while leading the Buccaneers to three division titles and a 3-2 mark in the postseason, including a Super Bowl XXXVII victory, becoming the youngest head coach in NFL history to win a Super Bowl.

Prior to beginning his initial tenure in Oakland, Gruden was a seven-year NFL assistant, helping his teams qualify for the playoffs five times. Gruden spent three seasons (1995-97) as offensive coordinator for the Philadelphia Eagles. He was the NFL's youngest offensive coordinator at age 31.

Before joining Philadelphia, Gruden worked for three years at Green Bay from 1992-94. He served as an offensive assistant to head coach Mike Holmgren in 1992 and spent the 1993 and 1994 seasons as Green Bay's wide receivers coach. Gruden worked as offensive assistant to head coach George Seifert with the San Francisco 49ers in 1990.

Born August 17, 1963 in Sandusky, Ohio, Gruden attended South Bend (Ind.) Clay High School and was a three-year letterman at quarterback at the University of Dayton, graduating in 1985 with a degree in communications. Gruden and his wife, Cindy, a former University of Tennessee cheerleader, have three sons, Deuce, who is in his fourth season as an assistant strength and conditioning coach for the Silver and Black, Michael and Jayson.

COACHING BACKGROUND

Years	College/Pro Team	Position
1986-87	Tennessee	Graduate Assistant
1988	Southeast Missouri St.	Passing Game Coordinator
1989	Pacific	Wide Receivers
1990	San Francisco 49ers	Offensive Assistant
1991	Pittsburgh	Wide Receivers
1992	Green Bay Packers	Offensive Assistant
1993-94	Green Bay Packers	Wide Receivers
1995-97	Philadelphia Eagles	Offensive Coordinator
1998-01	Oakland Raiders	Head Coach
2002-08	Tampa Bay Buccaneers	Head Coach
2018-19	Oakland Raiders	Head Coach
2020-21	Las Vegas Raiders	Head Coach

BRIAN FLORES

Brian Flores is in his third season as head coach of the Miami Dolphins. He was named the 13th head coach in team history on Feb. 4, 2019.

During his 17 years in the NFL, Flores has won four Super Bowls – XXXIX, XLIX, LI and LIII – and seven AFC championships.

In his second season with Miami in 2020, Flores directed the Dolphins to a 10-win season by winning nine of the team's final 12 games. The five-win improvement was tied for the best in the NFL that season and tied for the third-best in Dolphins history.

Flores joined the Dolphins in 2019 after spending 15 seasons with the New England Patriots organization, where he served in a variety of different roles.

He began his NFL career in player personnel, joining the Patriots as a scouting assistant in 2004. He was promoted to pro scout in 2006.

Flores began his coaching career as a special teams assistant for New England from 2008-09.

In 2010, Flores served as an offensive assistant and also worked with special teams.

He spent his final eight seasons (2011-18) in New England coaching defense, first as a defensive assistant (2011), then as safeties coach (2012-2015), linebackers coach (2016-2017) and finally as the team's defensive play-caller and linebackers coach in 2018.

A two-year starter at linebacker for Boston College, Flores was part of four bowl-winning teams. He was named to the Big East All-Academic Team in 2003.

Flores is a native of Brooklyn, New York and attended Poly Prep, where he played running back and linebacker. He graduated from Boston College with his bachelor's degree in English and a master's degree in administrative studies.

Flores and his wife, Jennifer, were married in 2009. They have two sons, Miles and Maxwell, and a daughter, Liliana.

COACHING BACKGROUND

Years	College/Pro Team	Position
2008-09	New England Patriots	Offensive Asst.
2010	New England Patriots	Off. Asst./Special Teams
2011	New England Patriots	Defensive Asst.
2012-15	New England Patriots	Safeties
2016-18	New England Patriots	Linebackers
2019-21	Miami Dolphins	Head Coach

WHAT TO WATCH FOR IN 2021

QB Derek Carr recording his fifth-straight game with at least 300 passing yards.

Carr recording at least 380 passing yards and two touchdown passes for the third-straight contest.

Carr completing 386 passes (totaling 2,916 completions in his career) to surpass Matt Ryan for most completions in NFL history through a player's first eight seasons. Carr's 2,468 completions rank seventh in NFL history over a player's first seven seasons. Carr's 2,120 completions through his first six seasons stand as second in NFL history to Peyton Manning, while his 1,759 completions through his first five years mark an NFL record.

Carr passing for 2,287 yards to become only the fifth player in NFL history with at least 30,000 career passing yards in their first eight years in the NFL.

Carr recording a career high with seven 300-yard passing games on the season.

Carr recording 26 touchdown passes, joining Peyton Manning, Dan Marino, Russell Wilson, Brett Favre and Matt Ryan as the only quarterbacks in NFL history with at least 200 touchdown passes in their first eight years in the NFL.

Carr completing 238 passes to join Peyton Manning as the only players in NFL history with eight seasons of 300 completions in their first eight years in the NFL.

Carr passing for 2,183 yards to join Peyton Manning, Cam Newtown and Russell Wilson as the only players in NFL history with at least 3,000 passing yards in each of their first eight seasons.

Carr passing for 4,000 yards for the fourth time in his career. Carr is the only Raiders quarterback in franchise history with multiple 4,000-yard campaigns.

K Daniel Carlson recording six field goals of 50-plus yards to tie Sebastian Janikowski for most such field goals (seven) in Raiders single-season history.

DE Maxx Crosby recording one sack to become just the eighth player in franchise history with at least 20 sacks in his first three seasons in the NFL.

Crosby recording five forced fumbles to surpass Khalil Mack (eight) for most in club history through a player's first three seasons.

RB Kenyan Drake recording his fourth-consecutive season with at least 1,000 scrimmage yards.

Drake recording at least 800 rushing yards and eight rushing touchdowns in three consecutive seasons.

RB Josh Jacobs becoming just the third player in franchise history to rush for 1,000 yards in three consecutive seasons, joining Marcus Allen (1983-85) and Mark van Eeghen (1976-78).

Jacobs rushing for 631 yards to become the franchise's leader in rushing yards (2,880) through a player's first three seasons, surpassing Hall of Famer Marcus Allen's 2,879 yards.

Jacobs recording 16 rushing touchdowns to tie Pete Banaszak (1975) for the most rushing TDs in a single season in franchise history.

Jacobs recording 13 rushing touchdowns to surpass Marcus Allen for most rushing touchdowns (33) in club history through a player's first three seasons.

Jacobs registering two multi-touchdown games on the ground to surpass Marcus Allen (nine) for most such performances through a player's first three seasons in franchise history.

Jacobs recording 751 rushing yards to become just the 40th player in NFL history surpass the 3,000-yard rushing mark in their first three seasons.

Jacobs registering three 100-yard rushing games to surpass Napoleon Kaufman (nine) for most such performances in club history through a player's first three seasons.

DE Yannick Ngakoue recording at least eight sacks for the sixth consecutive season.

WR Hunter Renfrow recording 54 receptions to become just the third wide receiver in Raiders' history to record 170 receptions through his first three seasons in the NFL.

Renfrow becoming just the third wide receiver in club history to record at least 600 receiving yards through a player's first three seasons (Amari Cooper: 2015-17, Denarius Moore: 2011-13).

TE Darren Waller recording 605 receiving yards to rank second all-time in franchise history for most career receiving yards by a tight end, surpassing Dave Casper (3,294) and trailing only Todd Christensen (5,872).

Waller becoming the first tight end in Raiders' history to record three seasons of 90-plus receptions., joining Travis Kelce as the only tight ends with at least 90 catches in three consecutive seasons.

Waller recording 85 receptions to become the first tight end to register 100 receptions in consecutive seasons.

Waller joining Todd Christensen as the only tight ends in franchise history with three 1,000-yard receiving seasons.

Waller recording 930 yards to join Travis Kelce as the only tight end-s with at least 1,100 in three consecutive seasons.

Waller joining Travis Kelce as the only tight ends in NFL history to record three consecutive seasons of at least 90 receptions and 1,000 receiving yards. (Kelce: 2018-20)

Waller recording at least 100 receptions for the second time in his career, tying Travis Kelce for most such seasons by a tight end with 100-plus receptions in NFL history (Kelce:2018 and 2020).

Waller recording 117 receptions to surpass Zach Ertz for the most receptions by a tight end in a single season in NFL history.

Waller recording 150 receiving yards in one contest to become just the seventh tight end in NFL history with three such career performances: joining Mike Ditka (three), Todd Christensen (three), Rob Gronkowski (three), Travis Kelce (three), Kellen Winslow (four) and Shannon Sharpe (six).

Waller posting at least 12 receptions in one contest to break a tie with Tim Brown (three) for the most such games in Raiders' history.

Waller recording four 100-yard receiving contests to tie Todd Christensen (14) for most such performances among tight ends in Raiders' history .

Waller recording 1,078 receiving yards to surpass Todd Christensen (1,247 yards in 1983) for most receiving yards in a single season by a tight end in franchise history.

GAME NOTES VS. PITTSBURGH STEELERS



Las Vegas Raiders (2-0) at Pittsburgh Steelers (1-1)
Week 2 | Sunday, Sept. 19, 2021 | 10:00 a.m. PT
Heinz Field | Pittsburgh, PA



	1	2	3	4	Total
Las Vegas Raiders	3	6	7	10	26
Pittsburgh Steelers	0	7	0	10	17

Team Notes

- The Raiders move to 14-10 all-time against the Steelers and 6-6 on the road in the all-time series.
- Las Vegas has won six of the last eight meetings, with the Raiders earning their first road victory against the Steelers since 2009.
- The Raiders start season 2-0 in back-to-back years for first time since doing it from 1982-84.
- The Raiders have opened 2-0 for the first time with both wins against playoff teams from the previous season in the Super Bowl era (since 1966).
- The Raiders defense allowed the second fewest rushing yards (39) against the Steelers in the all-time series.

Individual Highlights

QB Derek Carr

- Carr finished 28-of-37 passing for 382 yards and two TDs for a 126.2 passer rating.
- Carr's 126.2 passer rating was the eighth highest of his career and his 41st overall game with a passer rating of at least 100.0.
- Carr recorded his fourth-straight game of at least 300 passing yards, trailing only Rich Gannon's streak of six consecutive contests in 2002.
- Carr became the first Raiders quarterback to throw for at least 375 yards, two TDs and zero turnovers in a road contest in franchise history.
- Carr is just fourth player in NFL history with at least 380 passing yards and two touchdowns passes in each of his team's first two games of a season, joining Drew Bledsoe (1994 - Patriots), Tom Brady (2011 - Patriots) and Ryan Fitzpatrick (2018 - Buccaneers).
- Carr's 817 passing yards on the season are the most ever by a Raiders quarterback in a two-game span in franchise history.
- Carr's 61-yard touchdown pass to Ruggs was the 11th longest of Derek Carr's career.
- Carr improves to 2-1 all-time against the Steelers, completing 77-of-115 passes for 1,005 yards and eight touchdowns against one interception for a 113.9 passer rating in three career games versus Pittsburgh.

WR Henry Ruggs III

- Ruggs finished with five receptions for 113 yards (22.6 avg.) and one touchdown.
- Ruggs' 61-yard touchdown reception marked his third career touchdown of at least 45 yards.
- Ruggs' five receptions marked a new single-game career high.
- Ruggs' 113 receiving yards are the second-most in single-game in his career.
- Ruggs recorded his second career 100-yard receiving contest.
- Ruggs' 137 all purpose yards mark a new single-game career high.

Additional Notes

- **K Daniel Carlson** scored a career-high 14 points, converting on 4-of-4 FG attempts and 2-of-2 on PAT attempts.
- **RB Kenyan Drake** recorded five receptions for the second consecutive game, finishing with 46 receiving yards and nine rushing yards.
- **CB Trayvon Mullen Jr.** registered his fourth career INT, picking off quarterback Ben Roethlisberger and recording a career-high 15 interception return yards.
- **LB Denzel Perryman** finished with a career-high 12 total tackles (six solo), marking his second consecutive game with at least 10 tackles this season.
- **WR Hunter Renfrow** recorded at least five receptions and 50 yards for the second consecutive game, finishing with five catches for 57 yards.
- **DT Solomon Thomas** registered a career-high two sacks and his first career pass defended.

COMMITMENT TO EXCELLENCE

The Raiders — who began play in the American Football League in 1960 — finished their 62nd year of professional football competition, including the last 50 as a member of the National Football League.

In six memorable decades — the 1960s, '70s, '80s, '90s, 2000s and 2010s — the Raiders have been dominant in professional football since Al Davis first pledged in 1963 to build the finest organization in pro sports.

During these decades of dominance, the Raiders have won an AFL championship, four American Football Conference championships, and three world championships of professional football, participated in five Super Bowls, played in 14 championship games, won or tied for 17 division championships, had 22 playoff seasons, finished 36 seasons at .500 or better and played in 44 postseason games.

Pro football's dynamic organization placed first in the AFC West in 2000, 2001 and 2002 despite playing among the toughest schedules in the NFL in each of those seasons. With their appearance in Super Bowl XXXVII, the Raiders became the first NFL team to have had a season end in the Super Bowl in four different decades.

The Raiders are the only team to have been in Super Bowls in the '60s, the '70s, the '80s and the 2000s.

The Silver and Black are the only AFC team — and one of just two NFL teams (Minnesota) — to have a season that advanced to the conference championship game in the '60s, the '70s, the '80s, the '90s and the 2000s.

The Raiders are one of only three original AFL teams to have captured three world championships of professional football with Super Bowl victories. The Raiders are one of only five AFC teams to have won more than one Super Bowl since 1980.

In their five Super Bowl appearances, the Raiders have been led by four head coaches and started four quarterbacks.

With four postseason victories, the Raiders were the first of the AFC West teams to win multiple postseason contests in the new millennium by six years.

Since 1963, when Al Davis first took over the failing Oakland franchise that had struggled to win only nine of 42 league games in the initial three seasons of the new AFL and pledged to build the finest organization in sports, the Raiders have dominated professional football in terms of consistent victory. During the memorable 61 years in Oakland, Los Angeles and now Las Vegas, the Raiders won 481 league games, tied 11 and lost 440.

"Commitment to Excellence" has never been an idle phrase to those who have proudly represented the Raiders organization during the '60s, '70s, '80s, '90s and the new millennium as shown by their domination of pro football.

More than 24 of the great players who proudly wore the Silver and Black, as well as Owner-Leader Al Davis, legendary Head Coach John Madden and trailblazer Head Coach Tom Flores have been enshrined in the Pro Football Hall of Fame. The Raiders have also produced six Coaches of the Year.

In addition, 74 Pro Bowl players have earned 206 Pro Bowl selections representing the Silver and Black. In 1970, as the Raiders began their second decade of play, the merger between the AFL and NFL became a reality on the field. In the 1970 through 2012 period of interconference play, the Raiders compiled a remarkable 92-77-1 record against present National Football Conference rivals.

Another innovation came to professional football in 1970 — "Monday Night Football." The Raiders' domination of this prime-time television series has seen the Silver and Black build a 41-29-1 record in Monday night play. In the 50 years of this series, the Raiders are 18-9-0 in "Monday Night Football" games at home.

Through the decades — the '60s, '70s, '80s, '90s, 2000s and now the 2010s — the Raiders have had the greatest players, the greatest coaches, the greatest plays and participated in the greatest games in the annals of professional sports.

Challengers to Raider domination of professional football will arise as they have in the '60s, '70s, '80s, '90s and the new millennium. The Raider organization will continue to meet these challenges.



SUPER BOWL XI

SUPER BOWL XV

SUPER BOWL XVIII

GENERAL MANAGER MIKE MAYOCK



Mike Mayock was named General Manager of the Raiders on Dec. 31, 2018, becoming just the third general manager in Raiders franchise history. Mayock previously served as an Emmy-nominated analyst and draft expert for the NFL Network and handled color commentary duties in the broadcast booth for both college and NFL games before joining the Silver and Black.

Mayock applied his expertise in player evaluation once again in the 2021 early free agency period, addressing needs on defense by signing defensive end Yannick Ngakoue and defensive tackle Solomon Thomas, while adding dynamic playmakers in wide receiver John Brown and running back Kenyan Drake on offense. Mayock and Head Coach Jon Gruden were also able to retain important contributors on the Raiders roster, extending the contracts of tackle Kolton Miller and center Andre James, while re-signing defensive tackle Johnathan Hankins and linebacker Nicholas Morrow.

The 2021 NFL Draft saw the Raiders take a methodical approach that added talent and overall depth to the roster. Headlining the draft haul was Alabama All-American Alex Leatherwood in the first round, a key addition to the offensive line who is expected to start immediately at right tackle for the Silver and Black. The Raiders were then able to execute the first of two draft-day trades, moving up five spots to secure TCU safety Tre'von Moehrig with the 43rd-overall pick, adding a dynamic playmaker to the secondary. Las Vegas continued to stock the defense with back-to-back picks in the third round, selecting pass rusher Malcolm Koonce from Buffalo and linebacker Divine Deablo from Virginia Tech with the No. 79 and No. 80 picks, respectively. Continuing to add athleticism and versatility to the defense, Mayock traded up into the fourth round on the draft's third day to select Missouri safety Tyree Gillespie before nabbing Illinois cornerback Nate Hobbs in the fifth round. Pittsburgh offensive lineman Jimmy Morrissey rounded out the team's selections in the seventh round, concluding a draft in which the Raiders did not pick an offensive skill position player for the first time in franchise history.

Mayock provided his own stamp on the Raiders' roster through free agency in both 2019 and 2020, adding significant talent to increase depth and competition throughout the roster. In 2020, the Raiders signed 12 new unrestricted free agents to address needs on both sides of the ball. The linebacker corps was bolstered with the signings of Nick Kwiatkoski and Cory Littleton, while the additions of future Hall of Fame tight end Jason Witten and quarterback Marcus Mariota provided depth and leadership.

Mayock's second NFL Draft with the Silver and Black in 2020 saw the Raiders add speed, toughness and a desire for competition, identified as key "Raider traits," with seven picks through just four rounds. Roster needs at wide receiver and cornerback were addressed early, as explosive Alabama wide receiver Henry Ruggs III, the fastest player in the draft, and versatile Ohio State cornerback Damon Arnette were taken in the first round. Without a second-round pick, Mayock used two of three third-round selections to nab South Carolina wide receiver Bryan Edwards and Clemson linebacker Tanner Muse. On the draft's third day, Mayock used a second draft-day trade to move up and select Clemson guard John Simpson, the fifth player plucked from "Death Valley" by the Raiders in two years, before rounding out the class by drafting Louisiana Tech cornerback Amik Robertson later in the fourth round.

In his first NFL Draft at the helm, Mayock and Gruden used four picks among the top-40 players selected to assemble a group of "foundational" standouts. The Raiders selected defensive lineman Clelin Ferrell from Clemson with the fourth-overall pick before adding Alabama running back Josh Jacobs and Mississippi State safety Johnathan Abram with late first-round selections. Mayock executed two trades on the draft's second day to move back to the 40th-overall spot, selecting Clemson defensive back Trayvon Mullen and netting additional fourth and fifth-round picks. The Raiders were involved in five draft-day trades in total, trading up in the fifth round to pick Clemson wide receiver Hunter Renfrow, helping complete a draft haul that earned plaudits from around the NFL.

In addition, five rookie free agents who signed with the Silver and Black immediately after the draft spent significant time on the active roster during the 2019 season, including fullback Alec Ingold, who was selected as Pro Bowl alternate, and punter A.J. Cole, who placed 33 punts inside the 20-yard line, tied for the third-most in Raiders history.

The Raiders' 2019 rookie class registered as one of the most immediately impactful in team history, producing the PFWA Offensive Rookie of the Year Award winner in Jacobs, while rookie defensive end Maxx Crosby, a fourth-round selection, finished the year as an AP Defensive Rookie of the Year finalist. As a whole, the 2019 draft class led the NFL in sacks (14.5), touchdowns from scrimmage (17), rushing yards (1,167), rushing touchdowns (seven), rushing first downs (60) and yards after catch (676), while finishing second in receptions (107), receiving yards (1,112) and first-down receptions (62).

Prior to assembling talent for the Raiders, Mayock's NFL Draft analysis had been one of the most respected voices among media, NFL front office personnel and team scouting departments. His expertise featured within the NFL Network's extensive coverage of the NFL Draft, including the show "Path To The Draft," as well as the network's exclusive coverage of the NFL Scouting Combine and the Reese's Senior Bowl.

Outside of the studio, Mayock served as the television analyst for the Philadelphia Eagles' preseason games since 2015. He also served as a game analyst for NFL Network's broadcasts of the Senior Bowl and East-West all-star game, as well as preseason analyst for the Minnesota Vikings for several seasons.

In 2010, Mayock became the color commentator for NBC's coverage of Notre Dame football, teaming with play-by-play announcer Tom Hammond. In January 2011, he teamed with Hammond to call NBC's broadcast of the NFC Wild Card playoff game between the New Orleans Saints and the Seattle Seahawks. The following year, he called an AFC Wild Card contest featuring the Cincinnati Bengals and the Houston Texans.

Mayock teamed with Brad Nessler to call the NFL Network's Thursday Night Football package from 2011-2013.

Prior to joining NFL Network, Mayock served as a college football analyst for ABC Sports (2001-03), Fox Sports Net (2000), and CBS Sports (1996-99). He also covered the NCAA Men's Basketball Tournament as a reporter for CBS (1997-99). From 1993-95, Mayock worked on ESPN's coverage of the Canadian Football League.

A 10th-round pick in the 1981 NFL Draft by the Pittsburgh Steelers, Mayock then played for the New York Giants from 1982-83. He is a member of the Boston College Hall of Fame, where he captained both the football and baseball teams. Mayock graduated from Boston College in 1980.

Mayock and his wife Amanda have four children (Leigh, Michael, Mackenzie and Jack).



RECAPPING MAYOCK'S FIRST THREE DRAFTS

2021 DRAFT CLASS

Round	Round Pick	Overall Pick	Position	Player	School
1	17	17	T	Alex Leatherwood	Alabama
2	11	43#	S	Trevon Moehrig	TCU
3	16	79^	DE	Malcolm Koonce	Buffalo
3	17	80	LB	Divine Deablo	Virginia Tech
4	38	143\$	S	Tyree Gillespie	Missouri
5	23	167*	CB	Nate Hobbs	Illinois
7	2	230#	C	Jimmy Morrissey	Pittsburgh

\$ Acquired the 143rd overall selection (**S Tyree Gillespie**) in the 2021 NFL Draft from New York Jets in exchange for 162nd overall selection (**traded to Kansas City - TE Noah Gray**) and 200th overall selection (**DB Brandin Echols**) in the 2021 NFL Draft on May 1, 2021.

Acquired the 43rd overall selection (**S Tre'von Moehrig**) and the 230th overall selection (**C Jimmy Morrissey**) in the 2021 NFL draft from San Francisco in exchange for the 48th overall selection (**OL Aaron Banks**) and 121st overall selection (**traded to Jaguars - LB Jordan Smith**) in the 2021 NFL Draft on April 30, 2021.

* Acquired the 167th overall selection (**CB Nate Hobbs**) in the 2021 NFL Draft from Seattle in exchange for **G Gabe Jackson** on March 20, 2021.

^ Acquired 79th overall selection (**DE Malcolm Koonce**) in the 2021 NFL Draft from Arizona in exchange for **C Rodney Hudson** and the 244th overall selection (**traded to Miami - RB Gerrid Doaks**) in the 2021 NFL Draft on March 19, 2021.

2020 DRAFT CLASS

Round	Round Pick	Overall Pick	Position	Player	School
1	12	12	WR	Henry Ruggs III	Alabama
1	19	19^	CB	Damon Arnette	Ohio State
3	16	80	RB	Lynn Bowden Jr.	Kentucky
3	17	81^	WR	Bryan Edwards	South Carolina
3	36	100+	LB	Tanner Muse	Clemson
4	3	109*	G	John Simpson	Clemson
4	33	139+	CB	Amik Robertson	Louisiana Tech

^ Acquired 19th overall selection (**CB Damon Arnette**) and 81st (**WR Bryan Edwards**) overall selection in the 2020 NFL Draft, in addition to the 24th overall selection (eventually became **RB Josh Jacobs**) and 196th overall selection in the 2019 NFL Draft (later traded to New York Jets, eventually became **CB Blessuan Austin**) from Chicago in exchange for DE Khalil Mack and 2020 43rd (eventually became **TE Cole Kmet**) and 226th (**G Arlington Hambricht**) overall selections on Sept. 1, 2018.

+ Acquired 100th (**LB Tanner Muse**), 139th (**CB Amik Robertson**) and 172nd overall selections in the 2020 NFL Draft from the New England Patriots in exchange for the 91st (originally acquired from Seattle through Houston in exchange for **CB Gareon Conley** on Oct. 20, 2019 and eventually became **TE Devin Asiasi**) and 159th (eventually became **K Justin Rohrwasser**) overall selections.

* Acquired 109th overall selection (**G John Simpson**) in the 2020 NFL Draft from the Detroit Lions in exchange for the 121st (eventually became **G Logan Stenberg**) and 172nd (eventually became **RB Jason Huntley**) overall selections.

2019 DRAFT CLASS

Round	Round Pick	Overall Pick	Position	Player	School
1	4	4	DE	Clelin Ferrell	Clemson
1	24	24^	RB	Josh Jacobs	Alabama
1	27	27%	S	Johnathan Abram	Mississippi State
2	8	40\$	CB	Trayvon Mullen	Clemson
4	4	106	DE	Maxx Crosby	Eastern Michigan
4	27	129%	CB	Isaiah Johnson	Houston
4	35	137&	TE	Foster Moreau	LSU
5	11	149#	WR	Hunter Renfrow	Clemson
7	16	230&	DE	Quinton Bell	Prairie View A&M

^ Acquired 24th overall selection (**RB Josh Jacobs**) and 196th overall selection (later traded to New York Jets), in addition to 2020 first- and third-round selections from Chicago in exchange for **DE Khalil Mack** and 2020 second- and conditional fifth-round selection on Sept. 1, 2018.

% Acquired 27th overall selection (**S Johnathan Abram**) from Dallas in exchange for **WR Amari Cooper** on Oct. 22, 2018.

\$ Acquired 40th overall selection (**CB Trayvon Mullen**) and 158th overall selection from Buffalo in exchange for 38th overall selection (eventually became **T Cody Ford**), acquired from Jacksonville along with 109th overall selection in exchange for 35th overall selection (eventually became **T Jawaan Taylor**), 140th overall selection (eventually became **RB Ryquell Armstead**) and 235th overall selection (eventually became **DT Dontavious Russell**).

% Acquired 129th overall selection (**CB Isaiah Johnson**) and 135th overall selection from Indianapolis in exchange for 109th overall selection (eventually became **S Khari Willis**).

& Acquired 137th overall selection (**TE Foster Moreau**) and 230th overall selection (**DE Quinton Bell**) from Atlanta in exchange for 135th overall selection (eventually became **DE John Charleston**).

Acquired 149th overall selection (**WR Hunter Renfrow**) from Cincinnati in exchange for 158th overall selection (eventually became **CB Michael Jackson**) and 218th overall selection (eventually became **RB Mike Weber**).

COACH GRUDEN QUICK HITS

- The Raiders ranked in the top-seven in total offense in three of Gruden's first four seasons in Oakland, including the top-three in rushing twice and the top-seven in passing once. Defensively, Gruden's units twice ranked among the league's top-10 in total defense, including the fifth-overall rush defense in 2000 and two top-nine finishes in passing defense. Gruden's rush defense in 2019 also ranked eighth, the first time the club has earned a top-10 finish in rush defense since 2002.

---- DIVISION TITLES ----

TEAM	YEAR	RECORD
Oakland	2000	12-4
Oakland	2001	10-6
Tampa Bay	2002	12-4
Tampa Bay	2005	11-5
Tampa Bay	2007	9-7

- As a head coach, he has seen 26 different players combine for 44 Pro Bowl selections. He has also coached recipients of the Associated Press' Defensive Rookie of the Year (Charles Woodson - 1998), Defensive Player of the Year (Derrick Brooks - 2002) and Offensive Rookie of the Year (Carnell "Cadillac" Williams - 2005) Awards. Additionally, Rich Gannon was tabbed for the Maxwell Club's Bert Bell Award as the league's Most Valuable Player in 2000.
- Under Gruden, Tampa Bay posted three top-15 finishes in passing offense and boasted five top-five defenses, including the league's overall leader in defense in both 2002 (252.8 avg.) and 2005 (277.8 avg.).

GRUDEN VS. '21 OPPONENTS

Raiders **Head Coach Jon Gruden** enters the fourth season of his second stint at the helm of the Silver and Black, bringing a 116-110 career regular season record over 15 seasons. In his first four seasons with the Raiders from 1998-2001, Gruden posted a 38-26 record with two postseason appearances before recording a 57-55 record with the Buccaneers from 2002-08. Over his career, Gruden has posted a .500 record or better against nine of the Raiders' 2021 opponents.

AFC West:

Denver Broncos: 5-11
Kansas City Chiefs: 8-8
Los Angeles Chargers: 10-6

AFC North:

Baltimore Ravens: 2-4
Cincinnati Bengals: 5-1
Cleveland Browns: 4-0
Pittsburgh Steelers: 2-3

AFC South:

Indianapolis Colts: 3-4

AFC East:

Miami Dolphins: 1-5

NFC East:

Dallas Cowboys: 3-2
New York Giants: 3-1
Philadelphia Eagles: 3-1
Washington Football Team: 4-2

NFC North:

Chicago Bears: 6-2



GRUDEN BY THE NUMBERS

.513 regular season winning percentage as a head coach (116-110).

.584 winning percentage at home as a head coach with a 66-47 mark.

59-55 regular season record as head coach of the Raiders.

2 times (2000, 2002) Gruden has taken his team to the conference championship.

3 times his defensive units have led the NFL in passing defense: 2002 (155.6 avg.) 2004 (161.2 avg.) and 2007 (170.5 avg.).

5 times a Gruden-led team has appeared in the postseason following a division championship: 2000, 2001, 2002, 2005, 2007.

6 times he has coached his team to a season of nine victories or more, including four seasons where his club has earned double-digit wins.

8 seasons where his team has concluded the year with a positive turnover differential.


39 occurrences where the quarterback of Gruden's team has passed for at least 300 yards in a single contest.

246 interceptions recorded by Gruden's defenses in his 226 regular season games as head coach.

19 times his teams have held opponents to three points or less, including six contests that saw his team shutout the opponent.

13 takeaways were recorded by his club during the 2002 playoffs. No team has recorded more takeaways in a single postseason dating back to 2000. An incredible 41 points were generated from the 13 forced turnovers.

1 Super Bowl title with the Tampa Bay Buccaneers in Super bowl XXXVII.



2021 KEY ACQUISITIONS

RB KENYAN DRAKE



NFL Exp.: 6
Previous Team: Arizona Cardinals

CAREER:

Career totals include 79 appearances with 38 starts, compiling 708 rushing attempts for 3,150 yards (4.4 avg.) and 27 TDs, while also tallying 179 receptions for 1,349 yards and an additional six scores...Has returned 31 kickoffs for 772 yards (24.9 avg.), including one returned 96 yards for a TD.

AT A GLANCE:

- In 2020, registered his third-career season with 1,000-plus scrimmage yards including a team-high 955 rushing yards for the NFL's sixth-ranked offense and seventh-ranked rushing attack in 2020.
- Tallied a career-high 10 rushing TDs and joined QB Kyler Murray (11) to form the first QB/RB duo with 10-plus rushing TDs each in a season, marking just the second time in NFL history the feat has been accomplished.
- In 2019, led the Cardinals in rushing yards (643) and rushing TDs (eight) in eight games after being acquired in a Week 9 trade.
- Scored four rushing TDs against Cleveland on Dec. 15, 2019, becoming the fifth Cardinal to score four-or-more rushing TDs in a game in team history en route to earning FedEx Ground Player of the Week honors.
- Recorded a career-high 53 receptions for 477 yards and five TDs in 2018.
- Scored on a 52-yard double-lateral as time expired in the fourth quarter to give the Dolphins a 34-33 win over the Patriots in what was dubbed "The Miami Miracle" on Dec. 9, 2018.

CB CASEY HAYWARD JR.



NFL Exp.: 10
Previous Team: Los Angeles Chargers

CAREER:

Career totals include 131 appearances with 97 starts over his first 10 seasons in the NFL, recording 375 tackles (314 solo), 23 INTs, including two returned for TDs, 102 passes defended, two forced fumbles and four fumble recoveries...In eight postseason contests with four starts, has tallied 26 stops (22) and four passes defended.

AT A GLANCE:

- Since 2012, ranks sixth in the NFL in passes defended (100) and is tied for ninth in INTs (23).
- Played in 107 consecutive games to mark an NFL record among cornerbacks, while also starting in 70 consecutive contests prior to being inactive in Week 12 of the 2020 season.
- Selected to the Pro Bowl twice (2016-17) and is a two-time second-team All-Pro selection by The Associated Press (2016-17).
- Led the NFL with a career-high seven INTs in 2016, including one returned for a TD, while adding 20 passes defended en route to his first Pro Bowl, a second-team All-Pro honor and garnering AFC Defensive Player of the Month for November.
- As a rookie in 2012, he was named to the All-Rookie Team by the Professional Football Writers of America and garnered Defensive Rookie of the Month honors for October.

DT QUINTON JEFFERSON



NFL Exp.: 6
Previous Team: Buffalo Bills

CAREER:

Has appeared in 57 contests and made 27 starts, compiling 88 tackles (51 solo), 10.5 sacks, two forced fumbles, three fumble recoveries and six passes defended...In postseason action, has appeared in six contests between the Seahawks and Bills, totaling nine stops (four) and two sacks.

AT A GLANCE:

- Played in 16 contests for the second time in his career while making three starts for the Bills in 2020, totaling totaled 23 tackles (14), three sacks, one pass defended, one forced fumble and one fumble recovery.
- Appeared in 39 games over his four seasons with the Seahawks, making 24 starts and totaling 59 tackles, 7.5 sacks, five passes defended and two fumble recoveries from 2016-19.
- In 2019, posted career highs in tackles (26), sacks (3.5) and passes defended (three), while also registering one fumble recovery.

LB DENZEL PERRYMAN



NFL Exp.: 7
Previous Team: Los Angeles Chargers

CAREER:

Has appeared in 71 games with 53 starts, totaling 364 tackles (255 solo), five sacks, three INTs, six passes defended, three forced fumbles and two fumble recoveries.

AT A GLANCE:

- In 2020, played in 13 games with six starts, compiling 48 tackles (25), one sack, one pass defended and one forced fumble.
- In 2016, he led the team with a career-high 71 tackles and added two sacks, one INT and two passes defended.

2021 KEY ACQUISITIONS

DE YANNICK NGAKE



NFL Exp.: 6
Previous Team: Baltimore Ravens

CAREER:

Career totals include 80 appearances with 72 starts, compiling 149 tackles (130 solo), 45.5 sacks, two INTs including one returned for a TD, 11 passes defended, 18 forced fumbles and three fumble recoveries...Postseason totals include five games played with four starts, totaling four tackles, one sack, one pass defended and one forced fumble.

AT A GLANCE:

- Is one of four players since 1982 (when sacks became an official stat) to begin his career with five consecutive season eight-plus sack seasons.
- Ranks second in the NFL with 18 forced fumbles since 2016.
- In 2020, appeared in 15 contests (six with Min. and nine with Bal.) and made eight starts, totaling 23 tackles, eight sacks, one pass defended and four forced fumbles.
- Started in all 15 games in which he appeared in 2019, amassing a career-high 41 tackles (36) and adding eight sacks, six passes defended, four forced fumbles and one fumble recovery.
- Started in all 16 contests in 2018 and posted the second-most sacks in his career, tallying 9.5 and a team-high 33 quarterback hits.
- Set career highs in 2017 when compiling 12 sacks, a league-high six forced fumbles and two fumbles recoveries en route to his first career Pro Bowl nod.
- His 37.5 career sacks with the Jacksonville Jaguars ranks second in franchise history.
- Ranks tied for first in Jaguars history with eight multi-sack contests.
- Holds the Jaguars rookie record for most sacks in a single season (eight).

LB K.J. WRIGHT



NFL Exp.: 11
Previous Team: Seattle Seahawks

CAREER:

Career totals include 146 contests with 140 starts, totaling 938 tackles (589 solo), 67 tackles for loss, 13.5 sacks, six INTs, 54 passes defended, 11 forced fumbles and nine fumble recoveries. In postseason action, Wright has played in 15 games with 14 starts and tallied 109 tackles (65), two sacks, six tackles for loss, one INT and four passes defended.

AT A GLANCE:

- Since entering the league in 2011, he has registered five 100-plus tackle seasons, including a career-best 132 tackles in 2019.
- His 934 career tackles rank third-most in Seahawks' history and third-most among all active linebackers in the NFL, while his five seasons of 100-or-more tackles rank as the second-most such seasons in club history.
- His 54 passes defended since 2011 rank fourth-most among all NFL linebackers during that span.
- Named a Pro Bowler in 2016 after starting all 16 games and recording 126 tackles (72), four sacks and five passes defended. In 2013, he helped lead the Seahawks to a victory in Super Bowl XLVIII by recording seven tackles (five) in the championship game.

WR WILLIE SNEAD IV



NFL Exp.: 7
Previous Team: Baltimore Ravens

CAREER:

Career totals include 88 games played with 48 starts, totaling 276 receptions for 3,407 yards with 16 TDs...Also appeared in six postseason contests, recording 19 receptions for 165 yards.

AT A GLANCE:

- Recorded a career-high five TDs, adding 31 receptions for 339 yards to Baltimore produce the league's No. 1 scoring offense (33.2 ppg) in 2019.
- In 2015, ranked second among rookies in receptions (69) and receiving yards (984).

DT SOLOMON THOMAS



NFL Exp.: 5
Previous Team: San Francisco 49ers

CAREER:

Has appeared in 50 contests with 30 starts, totaling 97 tackles (75 solo), 17 tackles for loss, eight sacks, one pass defended and one fumble recovery...In three career postseason appearances, has recorded four tackles and one sack.

AT A GLANCE:

- In 2019, played in all 16 games for the second time in his career, totaling 21 stops (15) and two sacks during the regular season, while adding four tackles and one sack in three postseason contests en route to helping the 49ers reach Super Bowl LIV.
- Appeared in 14 games and made 12 starts as a rookie in 2017, while registering career highs in tackles (41) and sacks (three).

RAIDERS IN THE COMMUNITY / INTERESTING FACTS

ST JOHNATHAN ABRAM

- Teamed up with Health Plan of Nevada to host a night of fun for kids of Big Brothers Big Sisters of Southern NV to pass out free 170 pairs of athletic shoes to promote active and healthy lifestyles.

QB DEREK CARR

- His brother, David Carr, was a former No. 1 overall pick of the Houston Texans and the two brothers started a training facility in Bakersfield, CA together called Carr Elite in 2014.
- Carr and his wife, Heather, have established DC4KIDS in 2016, a campaign intended to fund the most immediate needs of patients at Valley Children's Hospital in Madera, CA.

RB KENYAN DRAKE

- Visited Mexico in 2018 and Brazil in 2019 as a Smile Train ambassador to help create new smiles for children with untreated clefts in the developing world. He also hosted the second annual Smile Train Family Fun Day to raise awareness and funds for the program.
- Started his own clothing line with all proceeds going to Smile Train.
- While growing up in the Atlanta area, Drake often participated in after school programs hosted by Boys and Girls Clubs, and now, he regularly visits local Boys and Girls Clubs to mentor children. During the 2017 season, Drake was named the Week 16 NFLPA Community MVP for providing a night of holiday food and fun for 125 kids at a Boys and Girls Club in Broward County, Fla.

DE CLELIN FERRELL

- Partnered with Levar Stoney, Mayor of City of Richmond, Va., to donate \$100,000 to the Family Crisis Fund and the Eviction Diversion Program in 2020.

FB ALEC INGOLD

- Nominated by the Raiders for the Walter Payton NFL Man of the Year Award in 2020.
- Partnered with Junior Achievement Southern Nevada to bring 8th-12th grade students a Virtual Money Mini Camp in an attempt at reducing the wage gap by enhancing financial literacy and professional development in underprivileged high schools.
- Partnered with @AdoptUSKids to help raise awareness about the need for more foster and adoptive families for children and youth.
- Is involved with several campaigns including Adoption Month and a Las Vegas television station series which features local children seeking fostering or adoption. Also working with the Clark County Department of Family Services on social media postings to raise awareness for their foster and adoption programs.
- Started a motivational series titled "Mindset Monday" on Instagram.
- Joined Special Olympics athletes from Nevada and California as they participated in "Virtual Fall Sports & Fitness".
- Served and shared nutritious meals with first and second grade students at Jack Dailey Elementary, a Title I school in Las Vegas, highlighting the importance of fueling up for a successful school day.

RB JOSH JACOBS

- Hosted his first annual 'Josh Jacobs Youth Football Camp' in July 2021 with 350 local kids in attendance in Las Vegas.
- Teamed up with FedEx and BlessinBackpack in 2020 to help deliver food to elementary school kids in the Las Vegas area.
- Partnered with Luuf to provide mattresses for youths in homeless shelters, foster care and transitional housing situations. They distributed \$100,000 in youth mattresses in 2020.
- Partnered with Clark County Nevada to provide 42,000 Nevada kindergarten kids with child ID kits in October 2019.

DT QUINTON JEFFERSON

- Working with Seattle artist Kendall Roque, Jefferson wears a new pair of specially designed cleats to wear pregame during every game of the season. He also has a collection of over 500 sneakers.

QB MARCUS MARIOTA

- His @MM8Foundation provided 3,000 meals to homeless shelters across Oahu, Hawaii for the holidays and donated 500 pounds of food to the humane society and SPCA to help dogs.
- His Motiv8 foundation helped distribute 1,000 meals a day at Kauluwe-la and Palolo Elementary Schools while schools were shut down due to COVID-19, starting on Monday, March 30 through the end of the school year on May 29.
- In 2016, Mariota launched his Motiv8 Foundation, which serves the communities of Middle Tennessee, Eugene and Honolulu. The Motiv8 Foundation aims to create and support economic and educational programs and athletic activities to provide an alternative outlet for youth of troubled neighborhoods and backgrounds.

TE DARREN WALLER

- Met with the first three recipients of his Against The Wall grant that pays for 30-day intensive inpatient substance abuse treatment for youth addicts.
- Launched the Darren Waller Foundation in March 2020 with the purpose to equip youth to avoid and overcome addiction to drugs and alcohol and support youth and their families during their recovery and treatment journey.
- Partnered with Emergent BioSolutions in a new opioid awareness campaign to shine a spotlight on the overdose crisis. The campaign, called Reverse the Silence, debuted on July 26 and features an unbranded website, plus nationwide television and radio spots that aim to address the stigma surrounding opioid overdoses, which are often accidental.
- Hosted 100 children grades 3-8 from the Las Vegas area for his youth football camp in July of 2021.
- In 2021, Waller headlined 'A Concert to Shine On' brought to life by Darren's passion for music and equipping youth to avoid and overcome addiction to drugs and alcohol. The event included live auction before the concert started.
- Released his second album Wall Street in September of 2019 and in May 2020, released the music video for his song, "Profits", which is the second song to receive a music video from his album — "SHSW".
- His great-grandfather was famed jazz pianist Fats Waller.

TEAM EFFORT

- The organization kicked off 2020 pledging \$500,000 that eliminated school lunch and breakfast debt for all qualifying school districts and charter schools enrolled in the National School Lunch and Breakfast Program in Nevada. Throughout the season the team also launched a voter education and registration platform, and encouraged completion of the 2020 Census to shape Nevada's future.
- The Las Vegas Raiders organization, players and coaches contributed over \$1.35 million worth of financial donations, personal protective equipment and meals to help Southern Nevada in the face of the COVID-19 pandemic. A total of 545,500 meals were provided for the community as a direct result of the team's contributions.
- Las Vegas Raiders Head Coach Jon Gruden and Raiders players established a charitable platform called The All For You Crew focused on addressing social injustices by supporting first responders, education and youth programming.

<https://www.raiders.com/community/>

PRO BOWL RAIDERS

RB JOSH JACOBS AND TE DARREN WALLER NAMED TO 2020 PRO BOWL

Josh Jacobs earned his first selection to the annual All-Star game after becoming the team's all-time rushing leaders through a player's first two seasons (2,215 yards). In 2020, Jacobs ranked third in rushing attempts (273), eighth in rushing yards (1,1065) and tied for fourth in rushing touchdowns (12). The second-year rusher logged at least two touchdowns in four contests this season, including a three-touchdown performance in Week 1, tied for second-most in a single game this season. His three touchdowns tied a single-game franchise record, as he became just the second player in NFL history with at least two rushing touchdowns in Week 1 of both their rookie season and second season. Jacobs became the first running back in the storied history of the Raiders to rush for 1,000 yards in each of his first two seasons. He joined Marcus Allen and Mark van Eeghen as the only running backs in club lore to surpass the 1000-yard mark in multiple seasons.

Darren Waller also earned his first selection to the Pro Bowl after one of the greatest seasons by a player in Raiders lore, breaking Hall of Famer Tim Brown's record for most receptions in a single season by posting 107 in 2020. Waller became just the sixth tight end in league history to surpass 100 catches in a season, as he also posted a career-high 1,196 receiving yards and nine touchdown receptions. Waller hauled in at least five passes in an incredible 13 games this season, finishing fourth overall in the NFL in total catches. He also surpassed 100 receiving yards in five contests, giving him 10 total since the beginning of 2019, the most in the NFL among all tight ends. Among Waller's exceptional highlights this year includes one of the best performances from a tight end in NFL history, as he hauled in 13 passes for 200 yards and two receiving touchdowns in Week 13. Waller joined Hall of Famer Shannon Sharpe (2002) as the only tight ends in league annals to post at least 10 receptions, 200 yards and two touchdowns in a single game. Just two weeks later in Week 15, Waller posted another nine receptions for 150 yards and a touchdown, surpassing the 150-yard barrier for the second time in three games. The only other tight ends to log 150 receiving yards two times in a single season are Sharpe, Hall of Famer Kellen Winslow and Christensen. With 425 receiving yards in the last three weeks, Waller surpassed Sharpe's (1996) and Jimmy Graham's (2013) previous record (413 yards) for most yards by a tight end in a three-game span in NFL history.



WINNING WAYS

The Raiders are among the elite teams in NFL history, ranking among the top teams from 1963-2021 in winning percentage of teams playing at least 500 games. The Raiders rank eighth with a .538 percentage since Al Davis was named head coach and general manager in 1963.

NFL WINNING PERCENTAGE 1963-2021 (MIN. 500 GAMES)


Rank	Team	W	L	T	Pct.
1.	Dallas Cowboys	518	371	3	.583
2.	Pittsburgh Steelers	513	370	9	.581
3.	New England Patriots	497	388	7	.562
4.	Green Bay Packers	490	387	15	.558
5.	Minnesota Vikings	490	392	10	.555
6.	Miami Dolphins	468	378	4	.553
7.	Denver Broncos	476	407	9	.539
8.	Las Vegas Raiders	474	407	11	.538
9.	Kansas City Chiefs	471	409	12	.535

ROAD WARRIORS

The Raiders are among the top-performing road teams in NFL history. The Silver and Black rank sixth since 1963 with a .479 winning percentage in games away from home.

TOP ROAD RECORDS 1963-2021 (MIN. 300 GAMES)

Rank	Team	W	L	T	Pct.
1.	Dallas Cowboys	229	217	1	.513
2.	Indianapolis Colts	217	225	2	.491
3.	New England Patriots	217	228	2	.488
4.	Pittsburgh Steelers	214	227	5	.485
5.	San Francisco 49ers	213	231	3	.480
6.	Las Vegas Raiders	210	228	8	.479
7.	Miami Dolphins	201	224	1	.473
8.	Los Angeles Rams	204	237	5	.463
9.	Minnesota Vikings	203	236	7	.463
10.	Green Bay Packers	203	236	7	.463



TEAM NOTES

CARR AT THE HELM



QB Derek Carr was named the Raiders' starting QB heading into the 2014 season, becoming the first rookie QB in team history to start in Week 1. In 2016, he became the first QB in franchise history to throw for 3,000 yards in each of his first three seasons and led seven fourth-quarter comebacks en route to winning the NFL's Castrol Edge Clutch Performer of the Year award. In 2018, Carr set a new franchise mark for most consecutive pass attempts without an interception (332), while also setting an NFL record for most completions (1,759) through a player's first five years in the NFL. In 2019, Carr became the first quarterback in franchise history to pass for 4,000 yards in multiple seasons, while also setting a new franchise record for completion percentage (70.4 percent). Through Year 7, Carr became just the 27th player in club history to record 100 starts and holds the franchise record for touchdown passes and passing yards, while setting the NFL record for most fourth quarter comebacks (21) through a player's first seven seasons in the league. In 2020, Carr completed 348-of-517 passes for a career-high 4,103 yards, 7.9 yards per attempt and the second-best passer rating (101.4) in club history, while also joining Peyton Manning as the only players in NFL history to complete 300 passes in each of their first seven seasons.

----- DEREK CARR CAREER STATISTICS -----

Year	GP/GS.	W-L	Cmp.	Att.	%	Yards	TDs	INTs	Rtg.
2014	16/16	3-13	348	599	58.1	3,270	21	12	76.6
2015	16/16	7-9	350	573	61.1	3,987	32	13	91.1
2016	15/15	12-3	357	560	63.8	3,937	28	6	96.7
2017	15/15	6-9	323	515	62.7	3,496	22	13	86.4
2018	16/16	4-12	381	553	68.9	4,049	19	10	93.9
2019	16/16	7-9	361	513	70.4	4,054	21	8	100.8
2020	16/16	8-8	348	517	67.3	4,103	27	9	101.4
2021	2/2	2-0	62	93	66.7	817	4	1	104.1
Career	112/112	49-63	2,530	3,923	64.5	27,713	174	72	92.4

ALL-TIME TOUCHDOWN LEADER

In just his seventh year and in Week 4 against the Buffalo Bills in 2020, **QB Derek Carr** broke legendary Raiders QB Ken Stabler's record of 150 touchdown passes as a Raider.

----- TOUCHDOWN PASSES AS A RAIDER -----

Rank	Player	Pass TDs
1.	Derek Carr	174
2.	Ken Stabler	150
3.	Daryle Lamonica	148
4.	Rich Gannon	114
5.	Tom Flores	92

MULTI-TD GAMES

In Week 9 against the Los Angeles Chargers in 2020, **QB Derek Carr** surpassed Daryle Lamonica for most games with at least two touchdown passes as a Raider, as he recorded his 47th such game.

----- RAIDERS QBs WITH MULTI-TD PASSES IN A CONTEST -----

Rank	Player	Games
1.	Derek Carr	53
2.	Daryle Lamonica	46
3.	Ken Stabler	42
4.	Rich Gannon	34
5.	Tom Flores	29

CARR'S COMPLETION %

Carr owns three of the top-4 highest completion percentage marks in club history.

----- HIGHEST COMPLETION % IN TEAM HISTORY -----

Rank	Player	Year	Comp %
1.	Derek Carr	2019	70.4%
2.	Derek Carr	2018	68.9%
3.	Rich Gannon	2002	67.6%
4.	Derek Carr	2020	67.3%
5.	Ken Stabler	1976	66.7%

Additionally, Carr's completion percentage of 70.4 in 2019 ranked among the best percentages in a single season in NFL history.

----- HIGHEST COMPLETION % IN NFL HISTORY -----

Rank	Player	Year	Comp %
1.	Drew Brees	2018	74.4%
2.	Drew Brees	2019	74.3%
3.	Drew Brees	2017	72.0%
4.	Sam Bradford	2016	71.6%
5.	Drew Brees	2011	71.2%
6.	Drew Brees	2009	70.6%
7.	Ken Anderson	1982	70.6%
8.	Derek Carr	2019	70.4%
9.	Sammy Baugh	1945	70.3%
10.	Steve Young	1994	70.3%

FRANCHISE RECORD

In 2019, he cemented himself as the club's all-time passing yards leader, breaking the record held by Hall of Fame QB Ken Stabler since 1979. Carr became just the 15th quarterback in NFL history to surpass 19,000 passing yards in 80 career games or less, as his 19,196 yards ranked 12th through a player's first 80 career contests. A look below shows the club's top-5 passing leaders in franchise history. He surpassed the 20,000-yard barrier in his 84th game and surpassed 25,000 yards in his 104th game, the 12-fewest games to 25,000 yards in NFL history.

----- PASSING YARDS AS A RAIDER -----

Rank	Player	Passing Yards	Career Games
1.	Derek Carr	27,713	112
2.	Ken Stabler	19,078	130
3.	Rich Gannon	17,585	74
4.	Daryle Lamonica	16,655	95
5.	Jim Plunkett	12,665	70



300-YARD GAMES

Carr has eclipsed the 300-yard mark 27 times so far in his career. The Raiders are 17-10 when Carr reaches the 300-yard milestone, and 4-0 when Carr surpasses the 400-yard barrier. In 2020, Carr tied a career high with six 300-yard passing games, a mark he previously hit in his second year in 2015.

----- CARR'S 300-YARD PASSING GAMES -----

Date	Opp.	Yards	Att./Cmp.	TDs	Passer Rtg.	Result
10/30/16	at TB	513	40/59	4	117.4	W, 30-24 (OT)
9/30/18	Cle	437	35/58	4	92.4	W, 45-42 (OT)
9/13/21	Bal.	435	34/56	2	89.5	W, 33-27 (OT)
10/19/17	KC	417	29/52	3	101.2	W, 31-30
12/29/19	at Den.	391	29/46	1	97.3	L, 15-16
9/19/21	at Pit.	382	28/37	2	126.2	W, 26-17
12/6/20	at NYJ	381	28/47	3	97.9	W, 31-28
1/3/21	at Den.	371	24/38	2	91.0	W, 32-31
9/20/15	Bal.	351	30/46	3	100.9	W, 37-33
10/11/20	at KC	347	22/31	3	126.7	W, 40-32
9/23/18	at Mia.	345	27/39	1	83.8	L, 20-27
12/26/20	Mia.	336	21/34	1	104.5	L, 25-26
11/1/15	NYJ	333	23/36	4	130.9	W, 34-20
11/29/15	at Ten.	330	24/37	3	120.3	W, 24-21
10/26/14	at Cle.	328	34/54	1	86.0	L, 13-23
12/9/18	Pit.	322	25/34	2	122.4	W, 24-21
9/11/16	at NO	319	24/38	1	98.5	W, 35-34
10/9/16	SD	317	25/40	2	93.4	W, 34-31
12/13/20	Ind.	316	31/45	2	85.0	L, 27-44
11/27/16	Car.	315	26/38	2	100.2	W, 35-32
9/27/15	at Cle.	314	20/32	2	115.9	W, 27-20
10/29/17	at Buf.	313	31/49	1	71.2	L, 14-34
10/4/20	Buf.	311	32/44	2	107.3	L, 23-30
9/10/18	LAR	303	29/40	0	62.8	L, 13-33
11/15/15	Min.	302	29/43	2	83.7	L, 14-30
11/8/15	at Pit.	301	24/44	4	96.9	L, 35-38
11/5/17	at Mia.	300	21/30	1	99.3	W, 27-24

***On Oct. 30, 2016, Carr set a franchise record with his 513 yards passing en route to a 30-24 victory over the Tampa Bay Buccaneers.

3,000 YARDS

Carr is one of just five quarterbacks in NFL history to pass for at least 3,000 yards in each of his first seven seasons in the league.

----- QBs W/ SEVEN 3,000 YARD SEASONS TO START CAREER -----

Player	Team	Years
Derek Carr	Raiders	2014-20
Andy Dalton	Bengals	2011-17
Peyton Manning	Colts	1998-04
Cam Newton	Panthers	2011-17
Russell Wilson	Seahwks	2012-18

3,000 YARDS AND 20 TDs

In Week 13, QB **Derek Carr** became just the fifth quarterback in NFL history to record 3,000 passing yards and 30 touchdown passes in six of his first seven seasons.

----- 3,000 YARD/20 PASS TD SEASONS THROUGH YEAR 7 -----

Player	Team	Seasons
Peyton Manning	Colts	1998-04
Russell Wilson	Seahwks	2012-18
Eli Manning	Giants	2005-10
Dan Marino	Dolphins	1984-89
Derek Carr	Raiders	2014-20

20 TD PASSES

Only six quarterbacks in NFL history have passed for 20 touchdowns in six of their first seven seasons in the NFL. That list can be found below.

--- SEASONS WITH 20 TD PASSES THROUGH YEAR 7 ---

Rank	Player	Years	Count
1t.	Peyton Manning	1998-04	7
1t.	Dan Marino	1983-89	7
1t.	Russell Wilson	2012-18	7
4t.	Derek Carr	2014-20	6
4t.	Eli Manning	2005-010	6
4t.	Matt Ryan	2009-14	6

THREE-TD GAMES

Though Year 7, Carr has totaled 22 career games with at least three touchdown passes. The Raiders are 15-7 when Carr tosses three touchdowns or more. The chart below shows where Carr ranks in club history.

---- RAIDERS QBs WITH 3-TD PASSES IN A CONTEST -----

Rank	Player	Games
1.	Derek Carr	22
2.	Ken Stabler	20
3.	Daryle Lamonica	19
4.	Rich Gannon	16
5.	Tom Flores	11

LEADING THE CLASS

As a rookie in 2014, Carr led his draft class in completions (348), passing yards (3,270) and touchdowns (21). He has continued to excel compared to both the 2014 draft class and the NFL in general.

Category	Carr	2014 Class Rank	Carr (2014) All-time Rookie Rank
Completions	2,530	1st	5th
Passing Yards	27,713	1st	16th
Passing TDs	174	1st	T-9th



THROWING FOR SIX

Carr has enjoyed one of the most prolific starts to a career in NFL history, especially when it comes to finding the end zone. His 53 TDs rank second most by any NFL player through his first two seasons, trailing only Dan Marino (68). And although his 2016 season was cut short due to injury, he continued his stellar start to his career by throwing 28 more TDs in his third season. His 170 TDs are 10th-most in the NFL since 2014.

TOUCHDOWN PASSES THROUGH FIRST TWO NFL SEASONS

Rank	Player	Years	TDs
1.	Dan Marino (Mia.)	1983-84	68
2.	Derek Carr (Oak.)	2014-15	53
T-3.	Peyton Manning (Ind.)	1998-99	52
T-3.	Russell Wilson (Sea.)	2012-13	52

TOUCHDOWN PASSES THROUGH FIRST THREE NFL SEASONS

Rank	Player	Years	TDs
1.	Dan Marino (Mia.)	1983-85	98
2.	Andrew Luck (Ind.)	2012-14	86
3.	Peyton Manning (Ind.)	1998-2000	85
4.	Derek Carr (Oak.)	2014-16	81

TOUCHDOWN PASSES THROUGH FIRST FOUR NFL SEASONS

Rank	Player	Years	TDs
1.	Dan Marino (Mia.)	1983-86	142
2.	Peyton Manning (Ind.)	1998-2001	111
3.	Russell Wilson (Sea.)	2012-15	106
4.	Derek Carr (Oak.)	2014-17	103
5.	Andrew Luck (Ind.)	2012-15	101

TOUCHDOWN PASSES THROUGH FIRST FIVE NFL SEASONS

Rank	Player	Years	TDs
1.	Dan Marino (Mia.)	1983-87	168
2.	Peyton Manning (Ind.)	1998-2002	138
3.	Andrew Luck (Ind.)	2012-16	132
4t.	Matt Ryan (Atl.)	2008-12	127
4t.	Russell Wilson (Sea.)	2012-16	127
6.	Andy Dalton (Cin.)	2011-15	124
7.	Derek Carr (Oak.)	2014-18	122
8.	Cam Newton (Car.)	2011-15	117

TOUCHDOWN PASSES THROUGH FIRST SIX NFL SEASONS

Rank	Player	Years	TDs
1.	Dan Marino (Mia.)	1983-87	196
3.	Andrew Luck (Ind.)	2012-18	171
2.	Peyton Manning (Ind.)	1998-2003	167
4t.	Russell Wilson (Sea.)	2012-17	161
4t.	Matt Ryan (Atl.)	2008-13	153
6.	Brett Favre (GB)	1991-96	147
7.	Derek Carr (Oak.)	2014-19	143

TOUCHDOWN PASSES THROUGH FIRST SEVEN NFL SEASONS

Rank	Player	Years	TDs
1.	Dan Marino (Mia.)	1983-88	220
2.	Peyton Manning (Ind.)	1998-2004	216
3.	Russell Wilson (Sea.)	2012-18	196
4.	Brett Favre (GB)	1991-97	182
5.	Matt Ryan (Atl.)	2008-14	181
6.	Andrew Luck (Ind.)	2012-18	171
7.	Derek Carr (Oak./LV)	2014-20	170

Carr crossed the 100-touchdown barrier just 60 games into his NFL career, the quickest to reach 100 passing scores in Raiders history. By doing so in his first four seasons, Carr joined Dan Marino, Peyton Manning, Andrew Luck and Russell Wilson as the only quarterbacks in NFL history to toss 100 touchdowns through their first four seasons in the league.

100 PASSER RATING

Carr has posted passer ratings of at least 100 points in 41 career games (27-14 record) after his performance. With his 33rd such game in Week 1 of 2020, Carr surpassed Raiders legend Ken Stabler for most in franchise history.

----- CARR'S 100-PLUS PASSER RATING GAMES -----

Date	Opp.	Passer Rtg.	Yards	TDs	INTs	Result
12/07/14*	SF	140.2	254	3	0	W, 24-13
10/25/15^	at SD	137.7	289	3	0	W, 37-29
10/28/14	Ind.	136.6	244	3	0	L, 28-42
09/17/17	NYJ	136.6	230	3	0	W, 45-20
11/26/17	Den.	136.3	253	2	0	W, 21-14
11/01/15	NYJ	130.9	333	4	0	W, 34-20
10/11/20	at KC	126.7	347	3	1	W, 40-32
09/19/21	at Pit.	126.2	382	2	0	W, 26-17
10/27/19	at Hou.	125.0	285	3	0	L, 24-27
10/02/16	at Bal.	123.4	199	4	0	W, 28-27
12/02/18	KC	123.2	285	3	0	L, 33-40
12/24/16	Ind.	122.6	228	3	0	W, 33-25
12/09/18	Pit.	122.4	322	2	0	W, 24-21
09/09/19	Den.	121.0	259	1	0	W, 24-16
09/21/20	NO	120.7	282	3	0	W, 34-24
11/29/15	at Ten.	120.3	330	3	0	W, 24-21
11/22/20	KC	119.7	275	3	1	L, 31-35
09/27/20	at NE	119.4	261	2	0	L, 20-36
10/20/19	at GB	119.2	293	2	1	L, 24-42
12/22/19	at LAC	118.2	291	1	0	W, 24-17
10/30/16	at TB	117.4	513	4	0	W, 30-24 (OT)
11/21/16	Hou.	117.0	295	3	1	W, 27-20
11/03/19	Det.	116.2	289	2	0	W, 31-24
09/27/15	at Cle.	115.9	314	2	0	W, 27-20
12/08/19	Ten.	115.2	263	2	0	L, 21-42
09/18/16	Atl.	115.0	299	3	0	L, 28-35
09/16/18	at Den.	114.6	288	1	0	L, 19-20
09/10/17	at Ten.	114.3	262	2	0	W, 26-16
11/08/20	at LAC	108.1	165	2	0	W, 31-26
10/12/14	SD	107.7	282	4	1	L, 28-31
09/13/20	at Car.	107.5	239	1	0	W, 34-30
10/04/20	Buf.	107.3	311	2	0	L, 23-30
11/17/19	Cin.	105.7	292	1	1	W, 17-10
09/29/19	at Ind.	105.4	189	2	0	W, 31-24
12/26/20	Mia.	104.5	336	1	0	L, 25-26
09/22/19	Min.	103.7	242	2	1	L, 14-34
10/19/17	KC	101.7	417	3	0	W, 31-30
09/20/15	Bal.	100.9	351	3	1	W, 37-33
11/18/18	Ari.	100.5	192	2	0	W, 23-21
11/27/16	Car.	100.2	315	2	1	W, 35-32
10/01/17	at Den.	100.0	143	1	0	L, 10-16

* 4th highest by first-year player since 1970 AFL-NFL merger

^ 7th highest road rating in franchise history

MADD MAXX



DE Maxx Crosby was drafted in the fourth round (106th overall) of the 2019 NFL Draft...Ranks fourth in franchise history for most sacks (17) by a player through his first two seasons...Tied for second in club history with four sacks in a single game...Has been awarded AFC Defensive Player of the Week and AFC Special Teams Player of the Week...In 2020, started all 16 games for the first time in his career, tallying 39 stops (20 solo), a team-high seven sacks, fumble recovery and one pass defended in addition to two blocked kicks on special teams...As a rookie in 2019, posted 46 tackles (35), a career-high 10 sacks, four forced fumbles and four passes defended...Became just the second rookie in franchise history to record 10 sacks in a season...Also became the second player in franchise annals to record at least 10 sacks and 15 tackles for loss in a single season...Finished second in the Associated Press Defensive Rookie of the Year voting for his superb campaign...Career totals include 32 games played with 26 starts, 85 tackles (55), including 30 for loss, 17 sacks, four forced fumbles, one fumble recovery, five passes defended and two blocked kicks.

----- MAXX CROSBY STATS -----

Year	GP	GS	Total	Solo	Asst.	Sacks	Yds.	INTs	PD	FF
2019	16	10	46	35	11	10.0	69.5	0	4	4
2020	16	16	38	17	18	7.0	38.0	0	1	0
2021	2	2	8	6	2	2.0	12.0	0	0	0
Totals	34	28	93	61	32	19.0	119.5	0	5	4

ALL-TIME RAIDERS ROOKIES

As a rookie in 2019, became just the second rookie in franchise history to record 10 sacks in a season

----- RAIDERS ROOKIE SACK LEADERS -----

Rank	Player	Year	Sacks
1.	Greg Townsend	1983	10.5
2.	Maxx Crosby	2019	10.0
3.	Aaron Wallace	1990	9.0
4.	Bill Pickel	1983	6.0
5.	Scott Davis	1988	5.5
6t.	Lamarr Houston	2010	5.0
6t.	Trevor Scott	2008	5.0
8t.	Tony Bryant	1999	4.5
8t.	Clelin Ferrell	2019	4.5
8t.	Sio Moore	2013	4.5

10 SACKS AND 4 FORCED FUMBLES

Became the fifth rookie since at least 2000 to record double-digit sacks and at least four forced fumbles in their rookie campaign. The elite list Crosby joined is found below.

----- ROOKIES W/ 10 SACKS AND 4 FORCED FUMBLES -----

Year	Player	Sacks	Forced Fumbles
2002	Dwight Freeney	13.0	9
2002	Julius Peppers	12.0	5
2003	Terrell Suggs	12.0	6
2006	Mark Anderson	12.0	4
2019	Maxx Crosby	10.0	4

YEAR 2 TOTALS

A look below shows where Crosby's sacks rank in franchise history through his first two seasons.

----- RAIDERS SACK LEADERS THROUGH YEAR 2 -----

Rank	Player	Years	Sacks
1.	Khalil Mack	2014-15	19.0
2.	Bill Pickel	1983-83	18.5
3.	Greg Townsend	1983-83	17.5
4.	Maxx Crosby	2019-20	17.0
5.	Darrell Russell	1997-98	13.5

SINGLE-GAME SACKS

Crosby earned AFC Defensive Player of the Week honors in Week 11 of 2019 after recording a Raiders rookie record four sacks, a mark that is tied for second-most in NFL history among rookies.

----- RAIDERS SINGLE-GAME SACK LEADERS -----

Rank	Player	Year	SACKS
1t.	Howie Long	1983	5.0
1t.	Khalil Mack	2015	5.0
3t.	Maxx Crosby	2019	4.0
3t.	Anthony Smith	1992	4.0
3t.	Anthony Smith	1993	4.0
3t.	Kameron Wimbley	2011	4.0

----- NFL ROOKIE SINGLE-GAME SACK LEADERS -----

Rank	Player	Year	SACKS
1.	Leslie O'Neil	1986	5.0
2t.	Maxx Crosby	2019	4.0
2t.	Cornelius Bennett	1987	4.0
2t.	Brian Orakpo	2009	4.0
5t.	Three Tied	-----	3.5

----- RAIDERS ROOKIE SINGLE-GAME SACK LEADERS -----

Rank	Player	Year	SACKS
1.	Maxx Crosby	2019	4.0
2.	Greg Townsend	1983	3.0
3.	Clelin Ferrell	2019	2.5

2019 ROOKIE SACK LEADERS

Crosby finished the season as only the second defender in franchise history to record double-digit sacks as a rookie. He finished second in the NFL among rookies with 10 sacks on the season.

----- 2019 ROOKIE SACK LEADERS -----

Rank	Player	Team	SACKS
1.	Josh Allen	Jaguars	10.5
2.	Maxx Crosby	Raiders	10.0
3.	Nick Bosa	49ers	9.0
4.	Brian Burns	Panthers	7.5
5.	Montez Sweat	Redskins	7.0
6.	Chase Winovich	Patriots	5.5
7.	Ed Oliver	Bills	5.0
8t.	Clelin Ferrell	Raiders	4.5
8t.	Oshane Ximines	Giants	4.5
10t.	Sam Eguavoen	Dolphins	3.5
10t.	Dre'Mont Jones	Broncos	3.5

AFC SPECIAL TEAMS PLAYER OF THE WEEK

After posting another seven sacks on defense in 2020, **DE Maxx Crosby** made his mark on the special teams unit, earning Special Teams Player of the Week honors for the first time in his career after blocking two kicks in the team's season finale.

● Recorded two blocked FGs.

o With nine seconds remaining in the contest and leading by just one point, Crosby blocked what would have been a game-winning 63-yard FG attempt by Denver Broncos K Brandon McManus.

o His two blocked kicks were the most in the NFL in Week 17.

o Two blocked FGs were tied for the most in a game this season.

● Crosby is one of two players to record two blocked kicks in a single game this season.

o His two blocked kicks mark just the 14th time since at least 2000 that a player has recorded two in a single game.

o His two blocked kicks are tied for the most by a player in a single game since at least 2000.

● It marks just the second time since 2015 that a player has blocked two kicks in a single game.

o Is the second Raiders player since at least 2000 to record two blocked kicks in a single game, joining Richard Seymour (2011).



AFC DEFENSIVE PLAYER OF THE WEEK

Crosby earns his second career AFC Defensive Player of the Week Award in Week 1 of 2021 after posting the stats below:

Stat line: Recorded six tackles (four solo), including two for loss, and two sacks.

● Registered two sacks

o His two sacks tied for second-most in the NFL in Week 1.

o His two sacks tied for first in the AFC in Week 1.

o His two sacks tied for the second-most in a single-game in his career.

o Became just the third Raiders player since 2000 to record at least two sacks in a season opener.

● Recorded six total tackles

o His six total tackles tied for first in the NFL amongst defensive ends in Week 1.

o His six total tackles rank first in the AFC amongst defensive ends in Week 1.

● Recorded two tackles for loss

o His two tackles for loss tied for fourth-most in the NFL in Week 1.

o His two tackles for loss tied for second-most in the AFC in Week 1.

Crosby earned his first award as a rookie in 2019 after setting a Raiders rookie record in Week 11 with four sacks in the contest against the Cincinnati Bengals. He became the second rookie player in franchise history (Phillip Buchanon - 2002) to earn AFC Defensive Player of the Week Honors and the first Raider to win the award since 2016.

Stat line: Posted five tackles (four solo), including three for loss, four sacks and one forced fumble.

● Recorded four sacks.

o Crosby's four sacks in Week 11 were tied for second-most by a rookie in NFL history.

o Crosby is just the fourth rookie in NFL history to record four sacks in a game and the first to do so since Brian Orakpo in 2009.

● Crosby recorded three sacks in the fourth quarter in Week 11.

4TH-ROUND GEM

Crosby became just the fourth player in franchise history who was drafted by the club in the fourth round or later to record double-digit sacks in a single season, joining Greg Townsend, Rod Martin and Rod Coleman. Shown below are players in 2019 who have been drafted in the fourth round or later and their respective sacks last season.

----- 2019 SACK LEADERS ----- DRAFTED IN 4TH ROUND OR LATER

Rank	Player	Team	Sacks
1.	Za'Darius Smith	Packers	13.5
2.	Maxx Crosby	Raiders	10.0
3.	Matt Judon	Ravens	9.5
4.	Matthew Loannidis	Redskins	8.5
5.	Everson Griffen	Vikings	8.0

4TH QUARTER SACKS

Crosby turned it on in the fourth quarter during his rookie campaign, finishing with the second-most sacks in the NFL during the final frame of play amongst his rookie peers.

----- 4TH QUARTER SACKS BY ROOKIES -----

Rank	Player	Team	Sacks
1.	Brian Burns	Panthers	5.0
2.	Maxx Crosby	Raiders	4.0
3.	Clelin Ferrell	Raiders	3.0
4.	Josh Allen	Jaguars	2.5
5t.	Oshane Ximines	Giants	2.0
5t.	Chase Winovich	Patriots	2.0
5t.	Nick Bosa	49ers	2.0

JOSH JACOBS



With the 24th overall selection in the 2019 NFL Draft, the Raiders selected **RB Josh Jacobs** to be their bell-cow back out of the University of Alabama. After earning the starting role at the conclusion of his first training camp, Jacobs made his rookie debut on Monday Night Football at home against the Denver Broncos. With 23 carries for 85 yards and two rushing scores, while adding one reception for 28 yards, Jacobs became the first player since **RB LaDainian Tomlinson** (2001) to tally two rushing TDs and 100 yards from scrimmage in his rookie debut. Jacobs also became the first player in franchise history to score two rushing TDs in his NFL debut. Since then, Jacobs took the NFL by storm, becoming the first rookie in franchise history to earn two NFL Offensive Rookie of the Month honors (October and November), while racking up five 100-yard performances and also breaking RB Marcus Allen's franchise rookie rushing record set in 1982 for total rushing yards and 100-yard contests. Jacobs also became the 21st player in NFL history with 1,000 rushing yards through his first 12 career contests. In Week 1 of 2020, he picked up right where he left off as a rookie, becoming the first player in Raiders history to score three times on the ground in a season opener. Jacobs finished 2020 appearing in a career-high 15 games and setting career highs in rush attempts (273) and touchdowns (12). His 12 scores on the ground are tied for third-most in Raiders single-season history.

----- JOSH JACOBS' STATS -----

Year	Team	GP	GS	Att.	Yds.	Avg.	Lg.	TD
2019	Oakland	13	13	242	1,150	4.8	51	7
2020	Las Vegas	15	15	273	1,065	3.9	28t	12
2021	Las Vegas	1	1	10	34	3.4	15t	2
Totals		29	29	525	2,249	4.3	51	21

2020

RB Josh Jacobs rushed for 93 yards on the ground in Week 1 against the Carolina Panthers on 25 carries and added three TDs. He became the first player in Raiders history to record three rushing TDs in a Week one contest. Additionally, Jacobs became just the second player in NFL history to notch at least two rushing TDs in Week 1 of his first and second year in the NFL. Jacobs finished ranked eighth in the NFL in rushing yards in 2020 and tied for fourth in rushing touchdowns.

----- 2020 RUSHING LEADERS -----

Rank	Player	Team	Rushing Yards
1.	Derrick Henry	Titans	2,027
2.	Dalvin Cook	Vikings	1,557
3.	Jonathan Taylor	Colts	1,169
4.	Aaron Jones	Packers	1,104
5t.	James Robinson	Jaguars	1,070
5t.	David Montgomery	Bears	1,070
7.	Nick Chubb	Browns	1,067
8.	Josh Jacobs	Raiders	1,065
9.	Lamar Jackson	Ravens	1,005
10.	Melvin Gordon	Broncos	986

*Through his first 16 games, Jacobs ranked first in franchise history with 1,402 rushing yards.

----- 2020 RUSHING TOUCHDOWN LEADERS -----

Rank	Player	Team	Rushing TDs
1.	Derrick Henry	Titans	17
2t.	Dalvin Cook	Vikings	16
2t.	Alvin Kamara	Saints	16
4t.	Josh Jacobs	Raiders	12
4t.	Cam Newton	Patriots	12
4t.	Nick Chubb	Browns	12
7t.	Kyler Murray	Cardinals	11
7t.	Antonio Gibson	Washington	11
7t.	Jonathan Taylor	Colts	11

100-YARD GAMES

Just 28 games into **RB Josh Jacobs** career he has tallied seven contests with at least 100 yards on the ground. As a rookie in 2019, Jacobs recorded the most 100-yard contests (five) by a first-year player in franchise history and set the rookie rushing record previously held by Marcus Allen. A look below highlights each of Jacob's 100-yard performances.

----- JACOB'S 100-YARD RUSHING GAMES -----

Date	Opp.	Yards	Carries	Avg.	TDs	Result
11/01/20	Cle.	129	31	4.2	0	W, 16-6
10/20/10	at GB	124	21	5.9	0	L, 24-42
10/06/19	Chi. (Lon.)	123	26	4.7	2	W, 24-21
11/03/19	Det.	120	28	4.3	2	W, 31-24
11/17/19	Cin.	112	23	4.9	0	W, 17-10
11/15/20	Den.	112	21	5.3	2	W, 37-12
12/01/19	at KC	104	17	6.1	0	L, 9-40

CARRYING THE LOAD

In Week 8 against the Cleveland Browns in 2020, **RB Josh Jacobs** carried the a career-high 31 times for a career-high 128 yards in the 16-6 victory. It marked the first time since Dec. 16, 2012 (Darren McFadden) that a Raiders running back recorded at least 30 rushing attempts in a single game, as his 31 carries are also tied for the second-most by a running back this year with Tennessee Titans RB Derrick Henry. A look below shows where Jacobs' 31 carries rank in Raiders history.

--- MOST SINGLE-GAME CARRIES IN FRANCHISE HISTORY ---

Rank	Player	Year	Carries
1.	Mark van Eeghen	1977	36
2t.	Marcus Allen	1987	33
2t.	Justin Fargas	2007	33
4.	Tyrone Wheatley	2003	32
5t.	Josh Jacobs	2020	31
5t.	Clem Daniels	1963	31
5t.	Marcus Allen	1985	31
5t.	Mark van Eeghen	1977	31
5t.	Napoleon Kaufman	1998	31

--- MOST SINGLE-GAME CARRIES IN 2020 ---

Rank	Player (Week)	Team	Carries
1.	Derrick Henry (17)	Titans	34
2t.	Dalvin Cook (13)	Vikings	32
2t.	David Montgomery (15)	Bears	32
4t.	Josh Jacobs (8)	Raiders	31
4t.	Derrick Henry (1)	Titans	31
6t.	Dalvin Cook (8)	Vikings	30
6t.	Jonathan Taylor (17)	Colts	30
6t.	Dalvin Cook (10)	Vikings	30
9.	Cam Akers (14)	Rams	29
10.	Derrick Henry (11)	Titans	28
11t.	Dalvin Cook (2)	Vikings	27
11t.	Josh Jacobs (2)	Raiders	27
11t.	Derrick Henry (12)	Titans	27
11t.	Dalvin Cook (11)	Vikings	27

--- MOST CARRIES IN 2020 ---

Rank	Player	Team	Carries
1.	Derrick Henry	Titans	378
2.	Dalvin Cook	Vikings	312
3.	Josh Jacobs	Raiders	273
4.	David Montgomery	Bears	247
5.	Ezekiel Elliot	Cowboys	244
6.	James Robinson	Jaguars	240
7.	Kenyan Drake	Cardinals	239
8.	Jonathan Taylor	Colts	232
9.	Melvin Gordon	Broncos	215
10.	Aaron Jones	Packers	201

RUSHING YARDS PER GAME

RB Josh Jacobs finished his rookie year averaging 88.5 rushing yards per game, the 20th-best average by a rookie since the 1970 AFL-NFL Merger and third-best average by all running backs in 2019. In 2020, Jacobs posted an average of 71.0 rushing yards per game and ranked 10th in the NFL and sixth in the AFC.

----- 2020 RUSHING YARDS PER GAME -----

Rank	Player	Team	Rush Yds/G
1.	Derrick Henry	Titans	126.7
2.	Dalvin Cook	Vikings	111.2
3.	Nick Chubb	Browns	88.9
4.	Aaron Jones	Packers	78.9
5.	Jonathan Taylor	Colts	77.9
6.	James Robinson	Jaguars	76.4
7.	Miles Sanders	Eagles	72.3
8t.	David Montgomery	Bears	71.3
8t.	Joe Mixon	Bengals	71.3
10.	Josh Jacobs	Raiders	71.0

----- 2019 RUSHING YARDS PER GAME -----

Rank	Player	Team	Rush Yds/G
1.	Derrick Henry	Titans	102.7
2.	Nick Chubb	Browns	93.4
3.	Josh Jacobs	Raiders	88.5
4.	Christian McCaffrey	Panthers	86.7
5.	Ezekiel Elliott	Cowboys	84.8

RAIDERS RUSHING LEADER

In Week 9 against the Los Angeles Chargers, RB Josh Jacobs surpassed Marcus Allen for most rushing yards in franchise history by a player in his first two seasons. Jacobs is the only player in franchise history to rush for 1,000 yards in each of his first two seasons.

----- Most Rushing Yards In First Three Seasons (Raiders) -----

Rank	Player	Years	Yards
1.	Marcus Allen	1982-84	2,879
2.	Napoleon Kaufman	1995-97	2,658
3.	Josh Jacobs	2019-21	2,249
4.	Bo Jackson	1987-89	2,084
5.	Darren McFadden	2008-10	2,013

Jacobs also recorded 21 rushing touchdowns just 29 games into his NFL career, a mark that ranks second in franchise history through a players first three seasons with the team, trailing only Marcus Allen's 33 touchdown runs posted between 1982 and 1984.

YARDS AFTER CONTACT

A look below details just how Jacobs performed after first contact in 2020.

----- 2020 YARDS AFTER CONTACT LEADERS -----

Rank	Player	Team	YAC
1.	Derrick Henry	Titans	1,073
2.	Dalvin Cook	Vikings	756
3.	James Robinson	Jaguars	615
4.	Aaron Jones	Packers	592
5.	David Montgomery	Bears	590
6.	Ronald Jones	Buccaneers	584
7.	Josh Jacobs	Raiders	540
8.	Ezekiel Elliott	Cowboys	521
9.	Nick Chubb	Browns	511
10.	Jonathan Taylor	Colts	479



2020 PFF

RB Josh Jacobs was praised for his performance as a rookie by many last season, Pro Football Focus included. He earned the second-best rushing grade in 2019 and forced more missed tackles than anyone in the National Football league in just his first year. While battling injuries in 2020, Jacobs has yet again been one of the best at forcing missed tackles.

----- 2020 PFF MISSED TACKLES FORCED -----

Rank	Player	Team	MTFs
1.	Derrick Henry	Seahawks	78
2.	Dalvin Cook	Vikings	72
3t.	Nick Chubb	Browns	56
3t.	David Montgomery	Titans	56
5.	Josh Jacobs	Raiders	52
6.	Melvin Gordon	Broncos	51
7.	Ezekiel Elliott	Cowboys	44
8t.	Jonathan Taylor	Colts	43
8t.	Mike Davis	Panthers	43

Since 2006, only Marshawn Lynch in 2013 (76) and 2014 (91) forced more missed tackles on runs than Josh Jacobs' 70 during his rookie season. In Week 1 of 2020, Jacobs led the NFL with 12 forced missed tackles as a rusher and receiver (10, 2).

ROOKIE RECORD HOLDER

Just eight games into his rookie campaign, **RB Josh Jacobs** etched himself among the many Raiders greats, surpassing Marcus Allen's 37-year-old franchise record for rushing yards in a single season by a rookie. A look below is where Jacobs stands.

----- RAIDERS ROOKIE SINGLE-SEASON MARKS -----

Rank	Player	Year	Rushing Yards
1.	Josh Jacobs	2019 (13 games)	1,150
1.	Marcus Allen	1982	697
2.	Arthur Whittington	1978	661
4.	Greg Robinson	1993	591
5.	Bo Jackson	1987	554

**Jacobs also broke a tie with Marcus Allen for the most 100-yard rushing games as a rookie in club history with his fourth in Week 11.*

ALL-TIME SINGLE SEASON LEADERS

In Week 13 of 2019, **RB Josh Jacobs** has become just the 12th player in Raiders lore to rush for 1,000 yards in a single season and did so in just his 12th career contest. He is one of four players in franchise history to accomplish the feat through the first 12 games of a season. Jacobs is also the only rookie in franchise history to cross 1,000 yards in a single season. Jacobs crossed the 1,000-yard mark in 2020 and became just the third player in club history to record multiple seasons with 1,000 rushing yards. Jacobs is just the 33rd player in NFL history and first in club history to begin his career with back-to-back 1,000 yard campaigns. A look below shows where he ranks in Raiders history.

----- RAIDERS SINGLE-SEASON RUSHING LEADERS -----

Rank	Player	Year	Rushing Yards
1.	Marcus Allen	1985	1,759
2.	Napoleon Kaufman	1997	1,294
3.	Mark van Eeghen	1977	1,273
4.	Marcus Allen	1984	1,168
5.	Darren McFadden	2010	1,157
6.	Josh Jacobs	2019	1,150
7.	Harvey Williams	1995	1,114
8.	Marv Hubbard	1972	1,100
9.	Clem Daniels	1963	1,099
10.	Mark van Eeghen	1978	1,080
11.	Latavius Murray	2015	1,066
12.	Josh Jacobs	2020	1,065
12.	Tyrone Wheatley	2000	1,046
13.	LaMont Jordan	2005	1,025
14.	Marcus Allen	1983	1,014
15.	Mark van Eeghen	1976	1,012



2019 NFL RUSHING LEADERS

RB Josh Jacobs rushed for 1,150 yards in just his first 13 contests as a rookie, good for eighth-most in the NFL. In Week 11, Jacobs became the 12th player in NFL history with at least 900 yards (923) through a player's first 10 career games. Jacobs crossed the 1,000-yard barrier in Week 13, marking the 16th time in club history a player has rushed for 1,000 yards. Below shows a closer look at rushing leaders across the league.

----- 2019 NFL RUSHING LEADERS -----

Rank	Player	Team	Rushing Yards
1.	Derrick Henry	Titans	1,540
2.	Nick Chubb	Browns	1,494
3.	Christian McCaffrey	Panthers	1,387
4.	Ezekiel Elliott	Cowboys	1,357
5.	Chris Carson	Seahawks	1,230
6.	Lamar Jackson	Ravens	1,206
7.	Leonard Fournette	Jaguars	1,152
8.	Josh Jacobs	Raiders	1,150
9.	Joe Mixon	Bengals	1,137
10.	Dalvin Cook	Vikings	1,135

**Jacobs' 1,150 yards on the ground rank first in franchise history among all rookie rushers, topping Marcus Allen's previous record of 697 yards set in 1982.*

RAIDERS DEBUT

RB Josh Jacobs' 85 yards on the ground in Week 1 of 2019 ranks third in franchise history among all rookies in their NFL debut.

----- MOST RUSHING YARDS IN RAIDERS DEBUT -----

Year	Player	Yards	TDs
1982	Marcus Allen	116	1
1965	Roger Hagberg	87	0
2019	Josh Jacobs	85	2
2016	Jalen Richard	84	1

**Jacobs also became the first Raiders player since 1972 to score multiple TDs in his NFL debut.*

ELITE FIRST 13

RB Josh Jacobs ranks among NFL history's elite when it comes to rushing yards as a 21-year-old. Shown below is the Top-5 season performances by a player 21-or-younger in their first 13 career games.

Rank	Player	Year	Yards
1.	Ezekiel Elliott	Cowboys	1,392
2.	Edgerrin James	Colts	1,311
3.	Barry Sanders	Lions	1,208
4.	Josh Jacobs	Raiders	1,150
5.	Saquon Barkley	Giants	1,124

2019 PFF's BEST

----- 2019 PFF RUNNING BACK GRADES -----

Rank	Player	Team	Grade
1.	Nick Chubb	Browns	90.3
2.	Josh Jacobs	Raiders	86.9
3.	Dalvin Cook	Vikings	83.5
4.	Ezekiel Elliott	Cowboys	83.1
5.	Aaron Jones	Packers	81.3

----- 2019 PFF MISSED TACKLES FORCED -----

Rank	Player	Team	MTFs
1.	Josh Jacobs	Raiders	70
2t.	Nick Chubb	Browns	68
2t.	Chris Carson	Seahawks	63
4.	Derrick Henry	Titans	62
5.	Joe Mixon	Bengals	53

NFL OFFENSIVE ROOKIE OF THE MONTH

After a strong start to his rookie campaign in 2019, **RB Josh Jacobs** owned the month of October and became the first rookie in franchise history to be named NFL Offensive Rookie of the Month, joining **CB Charles Woodson** (1998) as the only other rookie in club history to earn the honor on either side of the ball. Take a look at some of his stats from the month of October below.

Stat line: Rushed 62 times for 313 yards and two rushing touchdowns, adding eight receptions for 45 yards in just three games during the month of October.

● **Two 100-yard rushing contests.**

○ Tied for first in the NFL among all players during the month of October.

○ First in the NFL among rookies during the month of October.

● **Most rushing yards (123) by a rookie running back in the 27 NFL games played in London since 2007.**

● **Averaged 104.3 rushing yards per game in October.**

○ Ranked fourth in the NFL during the month of October.

○ Ranked third in the AFC during the month of October.

○ Ranked first among all rookies during the month of October.

● **313 rushing yards in October.**

○ Ranked seventh in the NFL during the month of October.

○ Ranked fourth in the AFC during the month of October.

○ Ranked first among all rookies during the month of October.

○ Most rushing yards by a Raiders rookie during the month of October in franchise history (and did so in just three contests).

● **Averaged 5.05 yards per carry in the month of October.**

○ Ranked first in the NFL among all players with at least 60 carries during the month of October.

ROOKIE OF THE MONTH PART II

RB Josh Jacobs continued to roll in the month of November in 2019 and tacked on his second consecutive NFL Offensive Rookie of the Month Award, becoming the first Raider in club history with two Rookie of the Month honors. Jacobs is the first rookie in the NFL to win the award in consecutive months since Odell Beckham Jr. did so in November and December of 2014.

Stat line: Rushed 94 times for 441 yards and three rushing touchdowns, adding seven receptions for 44 yards from Weeks 9-13.

● **Three 100-yard rushing contests.**

○ Ranked tied for first in the NFL among all players.

○ Ranked first in the NFL among rookies.

● **Four 100-yard scrimmage contests.**

○ Ranked second in the NFL among all players.

○ Ranked first in the AFC among all players.

○ Ranked first in the NFL among all rookies.

● **Rushed for three touchdowns.**

○ Ranked tied for fifth in the NFL among all players.

○ Ranked first in the NFL among all rookies.

● **Averaged 88.2 rushing yards per game.**

○ Ranked fourth in the NFL among all players.

○ Ranked first in the NFL among rookies.

● **441 rushing yards.**

○ Ranked second in the NFL among all players.

○ Ranked first in the NFL among all rookies.

○ And in doing so, became just the 12th player in club history with 1,000 yards in a season

○ First rookie to ever do so.

○ Fourth player in team history to do so in the first 12 games of a season.

○ Led all rookies with 1,061 rushing yards and ranked fourth in the NFL overall.

2019 ROOKIE LEADER

RB Josh Jacobs paced all rookies in the league in every major rushing category in 2019. Those stats are highlighted below.

----- RUSHING TDs AMONG NFL ROOKIES -----

Rk.	Player	Rush TDs
1.	Josh Jacobs (Oak.)	7
2.	David Montgomery (Chi.)	6
3.	Two Tied	4

----- RUSHING YARDS AMONG NFL ROOKIES -----

Rk.	Player	Rush Yards
1.	Josh Jacobs (Oak.)	1,150
2.	David Montgomery (Chi.)	889
3.	Miles Sanders (Phi.)	818

----- RUSHING YARDS/GAME AMONG NFL ROOKIES -----

Rk.	Player	Yards/Game
1.	Josh Jacobs (Oak.)	88.5
2.	Devin Singletary (Buf.)	64.6
3.	David Montgomery (Chi.)	55.6

----- YARDS AFTER CONTACT AMONG NFL ROOKIES -----

Rk.	Player	Rush YAC
1.	Josh Jacobs (Oak.)	686
2.	David Montgomery (Chi.)	399
3.	Devin Singletary (Buf.)	365

----- RUSHING 1ST DOWNS AMONG NFL ROOKIES -----

Rk.	Player	1st Downs
1.	Josh Jacobs (Oak.)	53
2.	David Montgomery (Chi.)	50
3.	Devin Singletary (Buf.)	37

ROOKIE TOP SINGLE GAMES

In Week 9 of 2019, **RB Josh Jacobs** recorded his third game with at least 120 yards on the ground, marking a new franchise record by a rookie running back and breaking Marcus Allen's previous record of two such games. A look below shows some of Jacobs' top rushing performances in 2019 and where they rank in Raiders lore.

----- RAIDERS ROOKIE SINGLE-GAME MARKS -----

Rank	Player	Year	Rushing Yards
1.	Bo Jackson	1987	221
2.	Darren McFadden	2008	164
3.	Marcus Allen	1982	156
4.	Arthur Washington	1978	134
5.	Marcus Allen	1982	126
6.	Josh Jacobs	2019 (Week 7)	124
7.	Josh Jacobs	2019 (Week 5)	123
8.	Josh Jacobs	2019 (Week 9)	120
9.	Marcus Allen	1982	116
10.	Josh Jacobs	2019 (Week 11)	112
11.	Josh Jacobs	2019 (Week 13)	104
12t.	Josh Jacobs	2019 (Week 2)	99
12t.	DeAndre Washington	2016	99

*Jacobs is the first running back with at least three games of multi-ple rush touchdowns in his first season since Ezekiel Elliott had five in 2016.

DARREN WALLER



In 2018, **TE Darren Waller** was signed by the Raiders off of the Baltimore Ravens' practice squad. In 2019, Waller led the team in receptions and receiving yards. Waller's receptions (90), receiving yards (1,145), receiving touchdowns (three) and first-down receptions (53) all led the team. Waller broke the club record and led the NFL among his position group with five 100-yard contests. In one of the most historic receiving campaigns in franchise history, Waller earned his first Pro Bowl selection after leading the team in all major receiving categories and setting a new club record with 107 receptions, topping Tim Brown's previous mark of 104 catches in 1997. Waller also posted career highs in receiving yards (1,196) and touchdown receptions (nine). He also tied his own record set in 2019 with five games of at least 100 receiving yards. Waller finished the campaign rattling off three straight games with over 100 receiving yards, becoming only the third Raider to accomplish the feat since the merger: Hall of Famer Tim Brown in 1999, Cliff Branch in 1974 and 1976.

83

----- DARREN WALLER'S CAREER STATISTICS -----

Year	Team	GP	GS	Rec.	Yds.	Avg.	Lg.	TD
2015	Bal.	6	1	2	18	9.0	17	0
2016	Bal.	12	3	10	85	8.5	15	2
2017	Bal.	(Reserve/Suspended List)						
2018	Oak.	4	0	6	75	12.5	44	0
2019	Oak.	16	16	90	1,145	12.7	75	3
2020	LV	16	15	107	1,196	11.2	38t	9
2021	LV	2	2	15	170	11.3	25	1
Totals		56	37	230	2,689	11.7	75	15

ALL-TIME RECEPTIONS

In 2020, **TE Darren Waller** recorded a franchise-record 107 receptions, breaking Hall of Famer WR Tim Brown's previous mark of 104 receptions set during the 1997 campaign. Waller finished fourth in the NFL and first among all tight ends.

----- MOST RECEPTIONS BY A PLAYER IN CLUB HISTORY -----

Rank	Player	Year	Receptions
1.	Darren Waller	2020	107
2.	Tim Brown	1997	104
3.	Todd Christensen	1986	95
4t.	Jerry Rice	2002	92
4t.	Todd Christensen	1983	92
6t.	Tom Brown	2001	91
6t.	Charlie Garner	2002	91
8t.	Darren Waller	2019	90
8t.	Tim Brown	1999	90
8t.	Tim Brown	1996	90

Waller became just the sixth tight end in NFL history to record 100 receptions in a single season.

----- TIGHT ENDS WITH 100 RECEPTIONS IN A SEASON ----- (NFL HISTORY)

Rank	Player	Year	Receptions
1.	Zach Ertz (Phi.)	2018	116
2.	Jason Witten (Dal.)	2012	110
3.	Darren Waller (LV)	2020	107
4.	Travis Kelce (KC)	2020	105
5.	Travis Kelce (KC)	2018	103
6.	Tony Gonzalez (KC)	2004	102
7.	Dallas Clark (Ind.)	2009	100

WALLER'S RECEPTIONS

Waller finished 2020 with a career-high and franchise-record 107 receptions on the year, tallying double-digit receptions in two contests, including 13 contests with at least five receptions. His 13 such contests in a single season mark a new franchise record and tied for second-most in the NFL this season.

--- RECEPTION LEADERS IN 2020 ---

Rank	Player	Team	Receptions	Targets
1.	Stefon Diggs	Buffalo	127	166
2t.	DeAndre Hopkins	Arizona	115	160
2t.	Davante Adams	Green Bay	115	149
4.	Darren Waller	Las Vegas	107	145
5.	Travis Kelce	Kansas City	105	145
6.	Allen Robinson	Chicago	105	151
7t.	Keenan Allen	L.A. Chargers	100	147
7t.	Tyler Lockett	Seattle	100	132
9.	JuJu Smith-Schuster	Pittsburgh	97	136
10.	Robby Anderson	Carolina	95	124



200 YARD CLUB

In Week 13 of 2020 against the New York Jets, **TE Darren Waller** became just the fourth Raider and first tight end to log 200 receiving yards in a contest. The single-game all-time leaders in franchise lore are shown below.

----- MOST RECEIVING YARDS BY A TE IN CLUB HISTORY -----

Rank	Player	Year	Receptions	Yards
1.	Art Powell	1963	10	247
2.	Amari Cooper	2016	11	210
3.	Art Powell	1965	11	206
4.	Darren Waller	2020	13	200
5.	Warren Wells	1970	7	198
6.	Jessie Hester	1986	4	193
7.	Tim Brown	1999	11	190
8.	Tim Brown	1993	10	183
9.	Art Powell	1963	7	181
10.	Jared Cook	2018	9	180

TOUCHDOWN RECEPTIONS

In 2020, **TE Darren Waller** became just the fifth Raiders tight end in club history to log at least nine touchdown receptions and the first to do so since Rickey Dudley in 1999. Waller finished third in 2020 among tight ends with nine scores.

----- MOST TD RECEPTIONS IN CLUB HISTORY (TEs) -----

Rank	Player	Year	TD Receptions
1.	Todd Christensen	1983	12
2t.	Dave Casper	1976	10
2t.	Billy Cannon	1967	10
4t.	Darren Waller	2020	9
4t.	Dave Casper	1978	9
4t.	Rickey Dudley	1999	9
7t.	Raymond Chester	1979	8
7t.	Todd Christensen	1986	8
7t.	Raymond Chester	1972	8

----- MOST TD RECEPTIONS IN 2020 -----

Rank	Player	Team	TD Receptions
1.	Davante Adams	Green Bay	18
2.	Tyreek Hill	Kansas City	15
3.	Adam Thielen	Minnesota	14
4.	Mike Evans	Tampa Bay	13
5t.	A.J. Brown	Tennessee	11
5t.	Travis Kelce	Kansas City	11
5t.	Robert Tonyan	Green Bay	11
8t.	Tyler Lockett	Seattle	10
8t.	DK Metcalf	Seattle	10
10t.	Darren Waller	Las Vegas	9

WALLER'S WEEK 13

In Week 13 of 2020, **TE Darren Waller** logged one of the greatest performances from a tight end in NFL history, tallying 13 receptions for 200 yards and two touchdowns. He set a franchise record for most receiving yards by a tight end and became just the third player in club lore to record at least 200 receiving yards in a game. More accolades from his career day are shown below.

----- 200 Receiving Yards and Two TDs (NFL HISTORY, TEs) -----

Player	Team	Years
Jackie Smith	St. Louis Cardinals	1963
Rich Caster	New York Jets	1972
Shannon Sharpe	Denver Broncos	2002
Darren Waller	Las Vegas Raiders	2020

----- 10 Rec., 150 Rec. Yards & 2 TDs, (NFL History, TEs) -----

Player	Team	Years
Shannon Sharpe	Denver Broncos	1996 & 2002
Travis Kelce	Kansas City Chiefs	2018
Kellen Winslow	San Diego Chargers	1983
Todd Christensen	Los Angeles Raiders	1983
Darren Waller	Las Vegas Raiders	2020

----- 10 Receptions, 150 Receiving Yards & 2 TDs (Raiders) -----

Player	Years	Games
Art Powell	1963, 1965	2
Tim Brown	1993	1
Todd Christensen	1983	1
Amari Cooper	2017	1
Darren Waller	2020	1

WALLER'S RECEPTIONS

In Week 13 of 2020 against the New York Jets, **TE Darren Waller** shined and hauled in a career-high 13 passes in the contest, the second-most among NFL tight ends last season.

--- SINGLE-GAME RECEPTIONS IN 2020 ---

Rank	Player	Opponent	Week	Receptions
1.	Keenan Allen (LAC)	N.Y. Jets	11	16
2t.	George Kittle (SF)	Philadelphia	4	15
2t.	Tyler Lockett (Sea.)	Arizona	7	15
4t.	DeAndre Hopkins (Ari.)	San Francisco	1	14
4t.	Davante Adams (GB)	Indianapolis	1	14
6t.	Darren Waller (LV)	N.Y. Jets	13	13
6t.	Tyreek Hill (KC)	Tampa Bay	12	13
6t.	Keenan Allen (LAC)	Carolina	3	13
6t.	Alvin Kamara (NO)	Green Bay	3	13
6t.	Davante Adams (GB)	Houston	7	13
6t.	Logan Thomas (Was.)	Seattle	15	13
12t.	Darren Waller (LV)	New Orleans	2	12
12t.	Emmanuel Sanders (Den.)	L.A. Chargers	5	12
12t.	Jakobi Meyers (NE)	N.Y. Jets	9	12
12t.	Amari Cooper (Dal.)	Cleveland	4	12
12t.	DK Metcalf (Sea.)	San Francisco	8	12
12t.	Diontae Johnson (Pit.)	Jacksonville	11	12
12t.	Robert Woods (LAR)	Tampa Bay	11	12
12t.	Tyler Lockett (Sea.)	San Francisco	17	12

***Waller's 12 receptions on Monday Night Football in Week 2 rank second-most in NFL history in the primetime slot among all tight ends, trailing only TE Jason Witten.

WALL TO WALL

Since the beginning of the 2019 campaign, **TE Darren Waller** has been one of the most productive tight ends in the National Football League. Waller ranked in the Top-2 in both receptions and receiving yards among all tight ends.

----- MOST RECEPTIONS SINCE 2019 (AMONG TEs) -----

Rank	Player	Team	Receptions
1.	Travis Kelce	Kansas City	215
2.	Darren Waller	Las Vegas	212
3.	George Kittle	San Francisco	141
4.	Mark Andrews	Baltimore	130
5.	Austin Hooper	Cleveland	129

----- MOST RECEIVING YARDS SINCE 2019 (AMONG TEs) -----

Rank	Player	Team	Rec. Yards
1.	Travis Kelce	Kansas City	2,830
2.	Darren Waller	Las Vegas	2,511
3.	George Kittle	San Francisco	1,782
4.	Mark Andrews	Baltimore	1,630
5.	Hunter Henry	New England	1,338

STOCK'S UP ON WALL STREET

In 2019, **TE Darren Waller** became the second tight end in franchise history to record 1,000 receiving yards in a single season. In 2020, he became just the first tight end in club lore to record 90 receptions and 1,000 receiving yards in consecutive seasons.

----- MOST RECEIVING YARDS BY A TE IN CLUB HISTORY -----

Rank	Player	Year	Receptions	Yards
1.	Todd Christensen	1983	92	1,247
2.	Darren Waller	2020	107	1,196
3.	Todd Christensen	1986	95	1,153
4.	Darren Waller	2019	90	1,145
5.	Todd Christensen	1984	80	1,007
6.	Todd Christensen	1985	82	987
7.	Jared Cook	2018	68	896
8.	Dave Casper	1978	62	852
9.	Brandon Myers	2012	79	806
10.	Zach Miller	2009	66	805

ALL-TIME SINGLE-GAMES

In Week 13 of 2020 against the New York Jets, **TE Darren Waller** recorded 13 receptions in his career day. Shown below are the all-time leaders in franchise history for most receptions in a single game.

----- MOST RECEIVING YARDS BY A TE IN CLUB HISTORY -----

Rank	Player	Year	Receptions	Yards
1.	Art Powell	1963	10	247
2.	Amari Cooper	2017	11	210
3.	Art Powell	1965	11	206
4.	Darren Waller	2020	13	200
5.	Warren Wells	1970	7	198
6.	Jessie Hester	1986	4	193
7.	Tim Brown	1999	11	190
8.	Tim Brown	1993	10	183
9.	Art Powell	1963	7	181
10.	Jared Cook	2018	9	180

----- MOST RECEPTIONS BY A PLAYER IN CLUB HISTORY -----

Rank	Player	Year	Receptions
1t.	Tim Brown	1997	14
1t.	Brandon Myers	2012	14
3t.	Darren Waller	2020	13
3t.	Darren Waller	2019	13
3t.	Darren McFadden	2012	13
7t.	Darren Waller	2020	12
7t.	Dave Casper	1976	12
7t.	Amari Cooper	2016	12
7t.	Tim Brown	1995	12

12-PLUS CATCH CONTESTS

TE Darren Waller tied Tim Brown for the most games with at least 12 receptions in franchise history.

----- Most Games With 12-Plus Receptions -----

Rank	Player	Games
1t.	Darren Waller	3
1t.	Tim Brown	3
3t.	Dave Casper	1
3t.	Amari Cooper	1
3t.	Darren McFadden	1
3t.	Brandon Myers	1



YANNICK NGAKOUÉ



Defensive end enters his first season with the Silver and Black after compiling 45.5 sacks over his first five seasons in the NFL with the Jacksonville Jaguars (2016-19), Minnesota Vikings (2020) and Baltimore Ravens (2020)...Since sacks became an official stat in 1982, is just one of four players to begin his career with five consecutive eight-plus sack seasons...Ranks second in the NFL with 18 forced fumbles since 2016...Ranks second in Jaguars history with 37.5 career sacks and is tied for first with eight multi-sack contests...In 2020, appeared in 15 contests (six with the Vikings and nine with the Ravens), recording his fifth season with at least eight sacks...Started in all 15 appearances in 2019, totaling a career-best 41 tackles (36 solo), while adding eight sacks, six passes defended, four forced fumbles and one fumble recovery...In 2018, started in all 16 contests for the second consecutive season, logging the second-most sacks of his career (9.5)...Earned his first Pro Bowl nod in 2017 after recording career highs in sacks (12.0), forced fumbles (six) and fumble recoveries (two)...As a rookie in 2016, joined LB Tamba Hali (2006), LB Terrell Suggs (2003), DE Julius Peppers and LB Charles Haley (1986) as the only rookies to log at least eight sacks, four forced fumbles and one INT.

----- YANNICK NGAKOUÉ STATS -----

Year	GP	GS	Total	Solo	Asst.	Sacks	Yds.	INTs	PD	FF
2016	16	15	23	20	3	8.0	45.0	1	2	4
2017	16	16	30	24	6	12.0	85.0	0	0	6
2018	16	16	28	25	3	9.5	62.5	0	1	0
2019	15	15	41	36	5	8.0	56.0	1	6	4
2020	15	8	23	23	0	8.0	43.0	0	1	4
2021	2	2	4	2	2	0.0	0.0	0	1	0
Totals	80	72	149	130	19	45.5	291.5	2	11	18

NFL SACK LEADERS SINCE 2016

Since entering the league, **DE Yannick Ngakoué** has registered at least eight sacks in five consecutive seasons. Below is where he ranks amongst the NFL leaders in sacks since 2016:

----- NFL SACK LEADERS SINCE 2016-----

Rank	Player	Sacks
1.	Aaron Donald (LAR)	66.5
2.	Chandler Jones (Ari.)	66.0
3.	Cameron Jordan (NO)	55.5
4t.	Khalil Mack (Chi.)	52.5
4t.	T.J. Watt (Pit.)	52.5
4t.	Danielle Hunter (Min.)	52.5
7.	Von Miller (Den.)	49.0
8.	Joey Bosa (LAC)	48.5
9.	Ryan Kerrigan (Phi.)	48.0
10t.	Jason Pierre-Paul (TB)	46.0
10t.	Frank Clark (KC)	46.0
12.	Yannick Ngakoué (LV)	45.5

FORCED FUMBLES

Since entering the NFL in 2016, DE Yannick Ngakoué ranks fourth in the league with 18 forced fumbles.

----- NFL LEADERS IN FORCED FUMBLES SINCE 2016 ----

Rank.	Player	Sacks
1.	Khalil Mack	20
2t.	T.J. Watt	19
2t.	Chandler Jones	19
4.	Yannick Ngakoué	18
5.	Aaron Donald	17

ALL-TIME JAGUAR

DE Yannick Ngakoué owns the second-most career sacks in Jacksonville Jaguars history (2016-19), behind Tony Brackens (55.0). His 37.5 sacks were the most by a Jaguars player through 63 career games. Below is the list of Jaguars' all-time sack leaders:

----- MOST SACKS, FRANCHISE HISTORY-----

Rank	Player	Years	Sacks
1.	Tony Brackens	1996-03	55.0
2.	Yannick Ngakoué	2016-19	37.5
3.	Joel Smeenge	1995-00	34.0
4.	Calais Campbell	2017-19	31.5
5.	John Henderson	2002-09	29.0

----- MOST SACKS, 63 CAREER GAMES OR FEWER, FRANCHISE HISTORY-----

Rank	Player	Years	Sacks
1.	Yannick Ngakoué	2016-19	37.5
2.	Tony Brackens	1996-00	32.0
3.	Bobby McCray	2004-07	22.0

----- MOST SACKS, SINGLE SEASON, FRANCHISE HISTORY-----

Rank.	Player	Sacks
1.	Calais Campbell (2017)	14.5
2t.	Yannick Ngakoué (2017)	12.0
2t.	Tony Brackens (1999)	12.0
4	Tony Brackens (2001)	11.0
5t.	Josh Allen (2019)	10.5
5t.	Calais Campbell (2018)	10.5
5t.	Kevin Hardy (1999)	10.5



HENRY RUGGS III



Selected with the 11th overall pick in the 2020 NFL Draft, the NFL Combine's fastest man, **WR Henry Ruggs III** was brought to Las Vegas to wear the Silver and Black. Clocking a 4.27 40-yard dash at this past year's combine, Ruggs III posted a time that tied for the sixth-fastest ever recorded during the nationally televised event pre-draft process. Ruggs III was a three-year player who appeared in 41 games during his time with Alabama (2017-19). He finished his career ranked third in program history with 24 receiving touchdowns and ranked sixth in Alabama history with an average of 17.5 yards per catch over his career (minimum of 50 receptions). He totaled 98 receptions for 1,716 yards over his three seasons, adding two rush attempts for 75 yards and a score. Over his rookie season in the NFL, Ruggs III appeared in 13 contests and made 12 starts, missing three games due to injury and COVID-19. Ruggs III compiled 26 receptions for 452 yards for an average of 17.4 yards per reception, while hauling in two touchdown passes, both of which were 45-plus yards. His 452 receiving yards ranked fourth on the team in 2020 and also ranked 13th among all rookies in franchise history. His two touchdown receptions of 40-plus yards tied for first among all rookies last season, while ranking tied for second in club history among all rookies. Ruggs III's four receptions of at least 40 yards ranked tied for 10th in the NFL among all players, while his two scores of 40-plus yards ranked tied for sixth.

----- HENRY RUGGS III ROOKIE CAMPAIGN -----

Year	Team	GP	GS	Rec.	Yds.	Avg.	Lg.	TD
2020	LV	13	12	26	452	17.4	72t	2
2021	LV	2	2	7	159	22.7	61t	1
Totals		15	14	33	611	18.5	72t	3

RUN RUGGS RUN

Ruggs III's speed was on full display during his 2020 rookie campaign, as he tied for 10th in the NFL in receptions of at least 40 yards, finishing with four such receptions. Among those four receptions included a 72-yard touchdown reception in Week 5 against the Kansas City Chiefs and a 46-yard walk-off score in Week 13 to defeat the Jets.

----- RECEPTIONS OF 40-PLUS YARDS -----

Rank	Player	Team	Receptions
1t.	DeAndre Hopkins	Arizona	6
1t.	D.J. Moore	Carolina	5
1t.	M. Valdes-Scantling	Green Bay	5
4t.	Stefon Diggs	Buffalo	5
4t.	DK Metcalf	Seattle	5
4t.	Davante Adams	Green Bay	5
4t.	Tyreek Hill	Kansas City	5
4t.	A.J. Brown	Tennessee	5
4t.	Nelson Agholor	Las Vegas	5
10t.	Henry Ruggs III	Las Vegas	4
10t.	Tim Patrick	Denver	4
10t.	Chris Godwin	Tampa Bay	4
10t.	Tyron Johnson	L.A. Chargers	4
10t.	Will Fuller	Houston	4
10t.	Justin Jefferson	Minnesota	4
10t.	Marquise Brown	Baltimore	4
10t.	Jalen Guyton	L.A. Chargers	4
10t.	Richie James	San Francisco	4
10t.	Diontae Johnson	Pittsburgh	4
10t.	Jerry Jeudy	Denver	4

K.J. WRIGHT

Linebacker enters his 11th season after spending his first 10 seasons (2011-20) with the Seattle Seahawks...Originally a fourth-round draft pick (99th overall) by the club in the 2011 NFL and has appeared in 145 contests and made 140 starts, totaling 936



tackles (588 solo), 66 tackles for loss, 13.5 sacks, six INTs, 54 passes defended, 11 forced fumbles and nine fumble recoveries...In postseason action, Wright has played in 15 games with 14 starts and tallied 109 tackles (65), two sacks, six tackles for loss, one INT and four passes defended... Since entering the league in 2011, he has registered five 100-plus tackle seasons, including a career-best 132 tackles in 2019...His 934 career tackles rank third-most in Seahawks' history and third-most among all active linebackers in the NFL, while his five seasons of 100-or-more tackles rank as the second-most such seasons in club history...His 54 passes defended since 2011 rank fourth-most among all NFL linebackers during that span.

----- K.J. WRIGHT STATS -----

Year	GP	GS	Total	Solo	Asst.	Sacks	Yds.	INTs	PD	FF
2011	16	12	61	46	15	2.0	9.0	0	3	1
2012	15	15	96	66	30	1.0	13.0	1	5	1
2013	13	13	80	46	34	1.5	4.5	0	4	0
2014	16	16	106	73	33	2.0	8.0	0	4	3
2015	16	16	116	71	45	1.0	11.0	0	3	4
2016	16	16	126	72	54	4.0	7.0	0	5	1
2017	15	15	108	71	37	0.0	0.0	1	6	0
2018	5	5	23	15	8	0.0	0.0	0	3	0
2019	16	16	132	67	65	0.0	0.0	3	11	0
2020	16	16	86	60	26	2.0	8.0	1	10	1
2021	2	0	4	2	2	0.0	0.0	0	0	0
Totals	146	140	938	589	349	13.5	60.5	6	54	11

Honors

- 1x Pro Bowl (2016)
- Super Bowl XLVII Champion

ALL-TIME SEAHAWK

----- SEAHAWKS FRANCHISE-LEADERS IN TACKLES -----

Rank	Player	Tackles
1.	Bobby Wagner	1,211
2.	Eugene Robinson	984
3.	K.J. Wright	934
4.	Keith Butler	813
5.	Joe Nash	779



K DANIEL CARLSON

In his third year with the Silver and Black, **K Daniel Carlson** set the franchise record for most points scored in a single season (144), surpassing Sebastian Janikowski's previous mark of 142 points in 2010. Carlson played in all 16 games and converted on 33-of-35 field goals for a 94.3 field goal percentage to mark a new franchise record, improving upon his own record set during his rookie season and first year with the Raiders in 2018. He also compiled a Player of the Week and Player of the Month Award ranking first in the NFL in points scored (144), fourth in field goals made (33) and sixth in field goal percentage (94.3 percent).

Carlson's rankings in 2020 among all qualifying NFL kickers can be found below:

----- TOTAL FIELD GOALS MADE -----

Rank	Player	Team	FGM
1.	Younghoe Koo	Atlanta	37
2.	Jason Sanders	Miami	36
3.	Greg Zuerlein	Dallas	34
4.	Daniel Carlson	Las Vegas	33
5.	Rodrigo Blankenship	Indianapolis	32

----- FIELD GOALS MADE 20-29 YARDS -----

Rank	Player	Team	FGM
1.	Daniel Carlson	Las Vegas	18
2.	Joey Slye	Carolina	11
3t.	Younghoe Koo	Atlanta	10
3t.	Rodrigo Blankenship	Indianapolis	10
3t.	Ryan Succop	Tampa Bay	10

----- TOTAL POINTS SCORED -----

Rank	Player	Team	POINTS
1t.	Daniel Carlson	Las Vegas	144
1t.	Jason Sanders	Miami	144
1t.	Younghoe Koo	Atlanta	144
4.	Tyler Bass	Buffalo	141
5.	Rodrigo Blankenship	Indianapolis	139

----- FIELD GOAL PERCENTAGE (min. 15 att.) -----

Rank	Player	Team	FG%
1t.	Jason Myers	Seattle	100.0
1t.	Mason Crosby	Green Bay	100.0
3.	Graham Gano	N.Y. Giants	96.9
4.	Chris Boswell	Pittsburgh	95.0
5.	Younghoe Koo	Atlanta	94.9
6.	Daniel Carlson	Las Vegas	94.3

RAIDERS RECORD HOLDER

----- TOTAL POINTS SCORED IN RAIDERS HISTORY -----

Rank	Player	Year	POINTS
1.	Daniel Carlson	2020	144
2.	Sebastian Janikowski	2010	142
3.	Jeff Jaeger	1993	132
4.	Sebastian Janikowski	2011	129
5.	Sebastian Janikowski	2002	128

----- BEST SINGLE-SEASON FG % IN RAIDERS HISTORY -----

Rank	Player	Year	FG %
1.	Daniel Carlson	2020	94.3
2.	Daniel Carlson	2018	94.1
3.	Sebastian Janikowski	2012	91.2
4.	Sebastian Janikowski	2009	89.7
5.	Sebastian Janikowski	2004	89.3

WEEK 1 PLAYER OF THE WEEK

AFC SPECIAL TEAMS PLAYER OF THE WEEK - WEEK 1

Stat line: Made 2-of-2 Field Goal attempts and all four PATs, totaling 10 points in the Week 1 victory at Carolina in 2020.

• Scored 10 points

- o His 10 points scored ranked tied for third in the NFL in Week 1.
- o His 10 points scored ranked tied for second in the AFC in Week 1.

• Made a 54-yard FG

- o His 54-yard FG marked a new career long.
- o His 54-yard FG was the second-longest FG made in Week 1 in the NFL.
- o His 54-yard FG was the longest FG made in Week 1 in the AFC.

• Made four PATs

- o His four PATs ranked tied for second-most in the AFC in Week 1.
- o His four PATs ranked tied for fourth-most in the NFL in Week 1.

AFC PLAYER OF THE MONTH

AFC SPECIAL TEAMS PLAYER OF THE MONTH - DECEMBER

2020 Stat line: Was perfect on all 10 field goal attempts in the months of December and January and totaled 44 points.

- Among kickers with at least 10 field goal attempts, was one of just two kickers with a perfect field goal percentage.

- o Was the only kicker in the AFC with a perfect field goal percentage under the same criteria.

- o His perfect months of December and January helped him break his own franchise record for single-season field goal percentage (94.3%).

- Among kickers, his 44 points ranked tied fifth in the NFL during the months of December and January.

- Among kickers, his 44 points ranked tied third in the AFC during the months of December and January.

- Carlson's 44 points during the months of December and January helped him total a franchise-record 144 on the season, topping Sebastian Janikowski's previous record of 142 points scored in 2010.

- His 144 points on the season tied for the most in the NFL.

CONNECTING FROM DEEP

Carlson was a perfect 4-of-4 from 50 yards and beyond last season, while leading the NFL in field goals made between 20-29 yards, as he finished a perfect 18-for-18 on the season.

His four field goals made from 50-plus yards ranked tied for seventh-most in the NFL this season, while he was only one of four players who were perfect on field goal attempts from 50 yards in beyond (min. 3 attempts).

----- FIELD GOALS MADE 50-PLUS YARDS IN RAIDERS SINGLE-SEASON HISTORY -----

Rank	Player	Year	FGM
1.	Sebastian Janikowski	2011	7
2t.	Sebastian Janikowski	2012	6
2t.	Sebastian Janikowski	2009	6
2t.	Sebastian Janikowski	2007	6
5t.	Daniel Carlson	2020	4
5t.	Jeff Jaeger	1993	4
5t.	Sebastian Janikowski	2010	4
5t.	Sebastian Janikowski	2015	4



ROSTERS

NO.	NAME	POS	HT	WT	DOB	EXP	COLLEGE	HOMETOWN	HOW ACQ
24	Abram, Johnathan	S	6-0	205	10/25/1996	3	Mississippi State	Columbia, Miss.	D1c-'19
20	Arnette, Damon	CB	6-0	195	2/9/1996	2	Ohio State	Fort Lauderdale, Fla.	D1b-'20
31	Barber, Peyton	RB	5-11	225	6/27/1994	6	Auburn	Alpharetta, Ga.	FA-'21
82	Bowers, Nick	TE	6-4	260	5/26/1996	1	Penn State	Kittanning, Pa.	FA-'20
2	Carlson, Daniel	K	6-5	215	1/23/1995	4	Auburn	Colorado Springs, Colo.	FA-'18
4	Carr, Derek	QB	6-3	210	3/28/1991	8	Fresno State	Bakersfield, Calif.	D2-'14
85	Carrier, Derek	TE	6-3	240	7/25/1990	9	Beloit	Edgerton, Wis.	UFA-'18 (LAR)
6	Cole, AJ	P	6-4	220	11/27/1995	3	N.C. State	College Park, Ga.	FA-'19
98	Crosby, Maxx	DE	6-5	255	8/22/1997	3	Eastern Michigan	Colleyville, Texas	D4a-'19
5	Deablo, Divine	LB	6-3	226	8/17/1998	R	Virginia Tech	Winston-Salem, N.C.	D3b - '21
23	Drake, Kenyan	RB	6-1	211	1/26/1994	6	Alabama	Powder Springs, Ga.	UFA-'21 (Ari.)
89	Edwards, Bryan	WR	6-3	215	11/13/1998	2	South Carolina	Conway, S.C.	D3b-'20
72	Eluemunor, Jermaine	OL	6-4	335	12/13/1994	5	Texas A&M	Rockaway, N.J.	FA-'21
99	Ferrell, Clelin	DE	6-4	265	5/17/1997	3	Clemson	Richmond, Va.	D1a-'19
37	Gillespie, Tyree	S	6-0	207	5/9/1997	R	Missouri	Ocala, Fla.	D4 - '21
90	Hankins, Johnathan	DT	6-3	340	3/30/1992	9	Ohio State	Dearborn Heights, Mich.	FA-'18
29	Hayward Jr., Casey	CB	5-11	192	9/9/1989	10	Vanderbilt	Perry, Ga.	UFA-'21 (LAC)
39	Hobbs, Nate	CB	6-1	196	6/24/1999	R	Illinois	Louisville, Ky.	D5 - '21
64	Incognito, Richie	G	6-3	325	5/7/1983	14	Nebraska	Bogota, N.J.	FA-'19
45	Ingold, Alec	FB	6-1	240	9/7/1996	3	Wisconsin	Green Bay, Wis.	FA-'19
28	Jacobs, Josh	RB	5-10	220	11/2/1998	3	Alabama	Tulsa, Okla.	D1b-'19
68	James, Andre	C	6-4	300	2/5/1997	3	UCLA	Herriman, Utah	FA-'19
77	Jefferson, Quinton	DT	6-4	291	3/31/1993	6	Maryland	Pittsburgh, Pa.	UFA-'21 (Buf.)
7	Jones, Zay	WR	6-2	200	3/30/1995	5	East Carolina	Austin, Texas	TR -'19 (Buf.)
51	Koonce, Malcolm	DE	6-2	249	6/6/1998	R	Buffalo	Peekskill, N.Y.	D3a - '21
44	Kwiatkowski, Nick	LB	6-2	242	5/26/1993	6	West Virginia	Bethel Park, Pa.	UFA-'20 (Chi.)
70	Leatherwood, Alex	T	6-5	312	5/1/1999	R	Alabama	Pensacola, Fla.	D1 - '21
32	Leavitt, Dallin	S	5-10	195	8/8/1994	3	Utah State	Portland, Ore.	FA-'18
55	Lee, Marquel	LB	6-3	235	10/21/1995	4	Wake Forest	Waldorf, Md.	FA-'21
42	Littleton, Cory	LB	6-3	228	11/18/1993	6	Washington	Spring Valley, Calif.	UFA-'20 (LAR)
66	Martin, Nick	C	6-4	295	4/29/1993	6	Notre Dame	Indianapolis, Ind.	UFA-'21 (Hou.)
74	Miller, Kolton	T	6-8	325	9/10/1995	4	UCLA	Roseville, Calif.	D1-'18
25	Moehrig, Tre'von	S	6-1	202	6/16/1999	R	TCU	Spring Branch, Texas	D2 - '21
87	Moreau, Foster	TE	6-4	250	6/5/1997	3	LSU	New Orleans, La.	D4c-'19
27	Mullen Jr., Trayvon	CB	6-2	200	9/20/1997	3	Clemson	Fort Lauderdale, Fla.	D2-'19
94	Nassib, Carl	DE	6-7	275	12/4/1993	6	Penn State	West Chester, Pa.	UFA-'20 (TB)
91	Ngakoue, Yannick	DE	6-2	246	3/31/1995	6	Maryland	Washington, D.C.	UFA-'21 (Bal.)
75	Parker, Brandon	T	6-8	320	10/21/1995	4	North Carolina A&T	Kannapolis, N.C.	D3a-'18
52	Perryman, Denzel	ILB	5-11	240	5/12/1992	7	Miami	Coral Gables, Fla.	TR -'21
3	Peterman, Nathan	QB	6-2	225	4/5/1994	5	Pittsburgh	Jacksonville, Fla.	FA-'18
96	Philon, Darius	DT	6-1	286	1/22/1994	5	Arkansas	Mobile, Ala.	FA-'21
13	Renfrow, Hunter	WR	5-10	185	12/21/1995	3	Clemson	Myrtle Beach, S.C.	D5-'19
21	Robertson, Amik	CB	5-9	183	6/7/1998	2	Louisiana Tech	Thibodaux, La.	D4b-'20
11	Ruggs III, Henry	WR	6-0	190	1/24/1999	2	Alabama	Montgomery, Ala.	D1a-'20
47	Sieg, Trent	LS	6-3	240	5/19/1995	4	Colorado State	Eaton, Colo.	FA-'18
60	Simmons, Jordan	G	6-4	339	7/15/1994	4	USC	Inglewood, Calif.	FA-'21
76	Simpson, John	G	6-4	330	8/19/1997	2	Clemson	North Charleston, S.C.	D4a - '20
17	Snead IV, Willie	WR	5-11	205	10/17/1992	7	Ball State	Muskegon Heights, Mich.	UFA-'21 (Bal.)
97	Square, Damion	DT	6-2	293	2/6/1989	9	Alabama	Houston, Texas	FA-'21
33	Teamer, Roderic	S	6-0	205	12/5/1997	2	Tulane	New Orleans, La.	FA-'21
92	Thomas, Solomon	DT	6-3	295	8/26/1995	5	Stanford	Coppell, Texas	UFA-'21 (SF)
83	Waller, Darren	TE	6-6	255	9/13/1992	5	Georgia Tech	Acworth, Ga.	FA-'18
34	Wright, K.J.	LB	6-4	246	7/23/1989	11	Mississippi State	Olive Branch, Miss.	FA-'21

Practice Squad (16)

38	Brown, Jordan	S	6-0	197	3/26/1996	1	South Dakota State	Scottsdale, Ari.	FA-'21
84	Bushman, Matt	TE	6-5	245	3/11/1995	R	BYU	Tucson, Ari.	FA-'21
49	Clinton-Dix, Ha Ha	S	6-1	208	12/21/1992	7	Alabama	Orlando, Fla.	FA-'21
67	Cotton Sr., Lester	G	6-4	335	2/20/1996	1	Alabama	Tuscaloosa, Ala.	FA-'19
56	Green, Gerri	DE	6-4	250	9/14/1995	1	Mississippi State	Jackson, Miss.	FA-'20
73	Hamilton, Devery	T	6-6	311	4/19/1998	R	Duke	Ellicott City, Md.	FA-'21
41	Jackson, Robert	CB	6-2	207	8/12/1993	3	UNLV	Fort Myers, Fla.	FA-'21
88	Moore, David	WR	6-0	215	1/15/1995	5	East Central (Okla.)	Gainesville, Texas	FA-'21
65	Morrissey, Jimmy	C	6-3	303	9/6/1998	R	Pittsburgh	Huntingdon Valley, Pa.	D7 - '21
48	Onwuasor, Patrick	ILB	6-0	227	8/22/1992	6	Portland State	Inglewood, CA	FA-'21
79	Poutasi, Jeremiah	OL	6-5	335	7/8/1994	3	Utah	San Mateo, Calif.	FA-'21
36	Ragas, Trey	RB	5-10	214	7/11/1996	R	Louisiana	Marrero, La.	FA-'21
10	Sloter, Kyle	QB	6-5	218	2/7/1994	3	Northern Colorado	Johns Creek, Ga.	FA-'21
16	Stoner, Dillon	WR	6-0	194	6/2/1998	R	Oklahoma State	Tulsa, Okla.	FA-'21
19	Turner, DJ	WR	5-9	206	1/18/1997	R	Pittsburgh	Lanham, Md.	FA-'21
95	Vickers, Kendal	DL	6-3	295	5/23/1995	2	Tennessee	Havelock, N.C.	FA-'20

Reserve/NFIN (1)

63	Seymour, Kamaal	T	6-6	310	4/27/1996	1	Rutgers	Brooklyn, N.Y.	FA-'20
----	-----------------	---	-----	-----	-----------	---	---------	----------------	--------

Injured Reserve (7)

71	Good, Denzelle	G	6-5	340	8/3/1991	7	Mars Hill	Gaffney, S.C.	W - '18 (Ind.)
8	Mariota, Marcus	QB	6-4	222	10/30/1993	7	Oregon	Honolulu, Hawaii	UFA-'20 (Ten.)
93	McCoy, Gerald	DT	6-4	300	2/25/1988	11	Oklahoma	Oklahoma City, Okla.	FA-'21
50	Morrow, Nicholas	LB	6-0	225	10/7/1995	5	Greenville	Huntsville, Ala.	FA-'17
22	Nixon, Keisean	CB	5-10	200	6/22/1997	3	South Carolina	Compton, Calif.	FA-'19
30	Richard, Jalen	RB	5-8	205	10/15/1993	6	Southern Mississippi	Alexandria, La.	FA-'16
53	White, Javin	LB	6-2	205	2/21/1997	2	UNLV	Vacaville, Calif.	FA-'20

Reserve/Retired (3)

##	Onwualu, James	LB	6-1	235	4/9/1994	3	Notre Dame	Saint Paul, Minn.	FA-'20
##	Riddick, Theo	RB	5-9	201	4/5/1991	9	Notre Dame	Manville, N.J.	FA-'20
##	Young, Sam	T	6-8	302	6/24/1987	12	Notre Dame	Coral Springs, Fla.	FA-'20

NO.	NAME	POS	HT	WT	DOB	EXP	COLLEGE	HOMETOWN	HOW ACQ
2	Carlson, Daniel	K	6-5	215	1/23/1995	4	Auburn	Colorado Springs, Colo.	FA-'18
3	Peterman, Nathan	QB	6-2	225	4/5/1994	5	Pittsburgh	Jacksonville, Fla.	FA-'18
4	Carr, Derek	QB	6-3	210	3/28/1991	8	Fresno State	Bakersfield, Calif.	D2-'14
5	Deablo, Divine	LB	6-3	226	8/17/1998	R	Virginia Tech	Winston-Salem, N.C.	D3b - '21
6	Cole, AJ	P	6-4	220	11/27/1995	3	N.C. State	College Park, Ga.	FA-'19
7	Jones, Zay	WR	6-2	200	3/30/1995	5	East Carolina	Austin, Texas	TR -'19 (Buf.)
11	Ruggs III, Henry	WR	6-0	190	1/24/1999	2	Alabama	Montgomery, Ala.	D1a-'20
13	Renfrow, Hunter	WR	5-10	185	12/21/1995	3	Clemson	Myrtle Beach, S.C.	D5-'19
17	Snead IV, Willie	WR	5-11	205	10/17/1992	7	Ball State	Muskegon Heights, Mich.	UFA-'21 (Bal.)
20	Arnette, Damon	CB	6-0	195	2/9/1996	2	Ohio State	Fort Lauderdale, Fla.	D1b-'20
21	Robertson, Amik	CB	5-9	183	6/7/1998	2	Louisiana Tech	Thibodaux, La.	D4b-'20
23	Drake, Kenyan	RB	6-1	211	1/26/1994	6	Alabama	Powder Springs, Ga.	UFA-'21 (Ari.)
24	Abram, Johnathan	S	6-0	205	10/25/1996	3	Mississippi State	Columbia, Miss.	D1c-'19
25	Moehrig, Tre'von	S	6-1	202	6/16/1999	R	TCU	Spring Branch, Texas	D2 - '21
27	Mullen Jr., Trayvon	CB	6-2	200	9/20/1997	3	Clemson	Fort Lauderdale, Fla.	D2-'19
28	Jacobs, Josh	RB	5-10	220	11/2/1998	3	Alabama	Tulsa, Okla.	D1b-'19
29	Hayward Jr., Casey	CB	5-11	192	9/9/1989	10	Vanderbilt	Perry, Ga.	UFA -'21 (LAC)
31	Barber, Peyton	RB	5-11	225	6/27/1994	6	Auburn	Alpharetta, Ga.	FA-'21
32	Leavitt, Dallin	S	5-10	195	8/8/1994	3	Utah State	Portland, Ore.	FA-'18
33	Teamer, Roderic	S	6-0	205	12/5/1997	2	Tulane	New Orleans, La.	FA-'21
34	Wright, K.J.	LB	6-4	246	7/23/1989	11	Mississippi State	Olive Branch, Miss.	FA-'21
37	Gillespie, Tyree	S	6-0	207	5/9/1997	R	Missouri	Ocala, Fla.	D4 - '21
39	Hobbs, Nate	CB	6-1	196	6/24/1999	R	Illinois	Louisville, Ky.	D5 - '21
42	Littleton, Cory	LB	6-3	228	11/18/1993	6	Washington	Spring Valley, Calif.	UFA-'20 (LAR)
44	Kwiatkoski, Nick	LB	6-2	242	5/26/1993	6	West Virginia	Bethel Park, Pa.	UFA-'20 (Chi.)
45	Ingold, Alec	FB	6-1	240	9/7/1996	3	Wisconsin	Green Bay, Wis.	FA-'19
47	Sieg, Trent	LS	6-3	240	5/19/1995	4	Colorado State	Eaton, Colo.	FA-'18
51	Koonce, Malcolm	DE	6-2	249	6/6/1998	R	Buffalo	Peekskill, N.Y.	D3a - '21
52	Perryman, Denzel	ILB	5-11	240	5/12/1992	7	Miami	Coral Gables, Fla.	TR -'21
55	Lee, Marquel	LB	6-3	235	10/21/1995	4	Wake Forest	Waldorf, Md.	FA-'21
60	Simmons, Jordan	G	6-4	339	7/15/1994	4	USC	Inglewood, Calif.	FA-'21
64	Incognito, Richie	G	6-3	325	5/7/1983	14	Nebraska	Bogota, N.J.	FA-'19
66	Martin, Nick	C	6-4	295	4/29/1993	6	Notre Dame	Indianapolis, Ind.	UFA-'21 (Hou.)
68	James, Andre	C	6-4	300	2/5/1997	3	UCLA	Herriman, Utah	FA-'19
70	Leatherwood, Alex	T	6-5	312	5/1/1999	R	Alabama	Pensacola, Fla.	D1 - '21
72	Eluemunor, Jermaine	OL	6-4	335	12/13/1994	5	Texas A&M	Rockaway, N.J.	FA-'21
74	Miller, Kolton	T	6-8	325	9/10/1995	4	UCLA	Roseville, Calif.	D1-'18
75	Parker, Brandon	T	6-8	320	10/21/1995	4	North Carolina A&T	Kannapolis, N.C.	D3a-'18
76	Simpson, John	G	6-4	330	8/19/1997	2	Clemson	North Charleston, S.C.	D4a - '20
77	Jefferson, Quinton	DT	6-4	291	3/31/1993	6	Maryland	Pittsburgh, Pa.	UFA-'21 (Buf.)
82	Bowers, Nick	TE	6-4	260	5/26/1996	1	Penn State	Kittanning, Pa.	FA-'20
83	Waller, Darren	TE	6-6	255	9/13/1992	5	Georgia Tech	Acworth, Ga.	FA-'18
85	Carrier, Derek	TE	6-3	240	7/25/1990	9	Beloit	Edgerton, Wis.	UFA-'18 (LAR)
87	Moreau, Foster	TE	6-4	250	6/5/1997	3	LSU	New Orleans, La.	D4c-'19
89	Edwards, Bryan	WR	6-3	215	11/13/1998	2	South Carolina	Conway, S.C.	D3b-'20
90	Hankins, Johnathan	DT	6-3	340	3/30/1992	9	Ohio State	Dearborn Heights, Mich.	FA-'18
91	Ngakoue, Yannick	DE	6-2	246	3/31/1995	6	Maryland	Washington, D.C.	UFA -'21 (Bal.)
92	Thomas, Solomon	DT	6-3	295	8/26/1995	5	Stanford	Coppell, Texas	UFA -'21 (SF)
94	Nassib, Carl	DE	6-7	275	12/4/1993	6	Penn State	West Chester, Pa.	UFA-'20 (TB)
96	Philon, Darius	DT	6-1	286	1/22/1994	5	Arkansas	Mobile, Ala.	FA-'21
97	Square, Damion	DT	6-2	293	2/6/1989	9	Alabama	Houston, Texas	FA-'21
98	Crosby, Maxx	DE	6-5	255	8/22/1997	3	Eastern Michigan	Colleyville, Texas	D4a-'19
99	Ferrell, Clelin	DE	6-4	265	5/17/1997	3	Clemson	Richmond, Va.	D1a-'19

Practice Squad (16)

10	Sloter, Kyle	QB	6-5	218	2/7/1994	3	Northern Colorado	Johns Creek, Ga.	FA-'21
16	Stoner, Dillon	WR	6-0	194	6/2/1998	R	Oklahoma State	Tulsa, Okla.	FA-'21
19	Turner, DJ	WR	5-9	206	1/18/1997	R	Pittsburgh	Lanham, Md.	FA-'21
36	Ragas, Trey	RB	5-10	214	7/11/1996	R	Louisiana	Marrero, La.	FA-'21
38	Brown, Jordan	S	6-0	197	3/26/1996	1	South Dakota State	Scottsdale, Ari.	FA-'21
41	Jackson, Robert	CB	6-2	207	8/12/1993	3	UNLV	Fort Myers, Fla.	FA-'21
48	Onwuasor, Patrick	ILB	6-0	227	8/22/1992	6	Portland State	Inglewood, CA	FA-'21
49	Clinton-Dix, Ha Ha	S	6-1	208	12/21/1992	7	Alabama	Orlando, Fla.	FA-'21
56	Green, Gerri	DE	6-4	250	9/14/1995	1	Mississippi State	Jackson, Miss.	FA-'20
65	Morrissey, Jimmy	C	6-3	303	9/6/1998	R	Pittsburgh	Huntingdon Valley, Pa.	D7 - '21
67	Cotton Sr., Lester	G	6-4	335	2/20/1996	1	Alabama	Tuscaloosa, Ala.	FA-'19
73	Hamilton, Devery	T	6-6	311	4/19/1998	R	Duke	Ellicott City, Md.	FA-'21
79	Poutasi, Jeremiah	OL	6-5	335	7/8/1994	3	Utah	San Mateo, Calif.	FA-'21
84	Bushman, Matt	TE	6-5	245	3/11/1995	R	BYU	Tuscon, Ari.	FA-'21
88	Moore, David	WR	6-0	215	1/15/1995	5	East Central (Okla.)	Gainesville, Texas	FA-'21
95	Vickers, Kendal	DL	6-3	295	5/23/1995	2	Tennessee	Havelock, N.C.	FA-'20

Reserve/NFIN (1)

63	Seymour, Kamaal	T	6-6	310	4/27/1996	1	Rutgers	Brooklyn, N.Y.	FA-'20
----	-----------------	---	-----	-----	-----------	---	---------	----------------	--------

Injured Reserve (7)

8	Mariota, Marcus	QB	6-4	222	10/30/1993	7	Oregon	Honolulu, Hawaii	UFA-'20 (Ten.)
22	Nixon, Keisean	CB	5-10	200	6/22/1997	3	South Carolina	Compton, Calif.	FA-'19
30	Richard, Jalen	RB	5-8	205	10/15/1993	6	Southern Mississippi	Alexandria, La.	FA-'16
50	Morrow, Nicholas	LB	6-0	225	10/7/1995	5	Greenville	Huntsville, Ala.	FA-'17
53	White, Javin	LB	6-2	205	2/21/1997	2	UNLV	Vacaville, Calif.	FA-'20
71	Good, Denzelle	G	6-5	340	8/3/1991	7	Mars Hill	Gaffney, S.C.	W - '18 (Ind.)
93	McCoy, Gerald	DT	6-4	300	2/25/1988	11	Oklahoma	Oklahoma City, Okla.	FA-'21

Reserve/Retired (3)

##	Young, Sam	T	6-8	302	6/24/1987	12	Notre Dame	Coral Springs, Fla.	FA-'20
##	Riddick, Theo	RB	5-9	201	4/5/1991	9	Notre Dame	Manville, N.J.	FA-'20
##	Onwualu, James	LB	6-1	235	4/9/1994	3	Notre Dame	Saint Paul, Minn.	FA-'20

(As of September 21, 2021)
OFFENSE

WR	11 Henry Ruggs III	7 Zay Jones		
LT	74 Kolton Miller	75 Brandon Parker		
LG	64 Richie Incognito	76 John Simpson		
C	68 Andre James	66 Nick Martin		
RG	72 Jermaine Eluemunor	60 Jordan Simmons		
RT	<u>70 Alex Leatherwood</u>	75 Brandon Parker		
TE	83 Darren Waller	87 Foster Moreau	85 Derek Carrier	82 Nick Bowers
WR	89 Bryan Edwards	13 Hunter Renfrow	17 Willie Snead IV	
QB	4 Derek Carr	3 Nathan Peterman		
RB	28 Josh Jacobs	23 Kenyan Drake	31 Peyton Barber	
FB	45 Alec Ingold			

DEFENSE

DE	91 Yannick Ngakoue	94 Carl Nassib	<u>51 Malcolm Koonce</u>	
NT	90 Johnathan Hankins	96 Darius Philon		
DT	77 Quinton Jefferson	-or- 92 Solomon Thomas	97 Damion Square	
DE	98 Maxx Crosby	99 Clelin Ferrell		
SLB	34 K.J. Wright	55 Marquel Lee		
MLB	52 Denzel Perryman	-or- 44 Nick Kwiatkoski		
WLB	42 Cory Littleton	<u>5 Divine Deablo</u>		
LCB	27 Trayvon Mullen Jr.	<u>39 Nate Hobbs</u>	21 Amik Robertson	
RCB	29 Casey Hayward Jr.	20 Damon Arnette		
FS	<u>25 Tre'ven Moehtig</u>	33 Roderic Teamer	32 Dallin Leavitt	
SS	24 Johnathan Abram	<u>37 Tyree Gillespie</u>		

SPECIALISTS

P	6 AJ Cole	
K	2 Daniel Carlson	
H	6 AJ Cole	
LS	47 Trent Sieg	
KR	23 Kenyan Drake	11 Henry Ruggs III
PR	13 Hunter Renfrow	11 Henry Ruggs III

PRONUNCIATION GUIDE

Jermaine Eluemunor	eh-LOO-muh-nor	Yannick Ngakoue	yah-NEEK in-GAH-kway
Clelin Ferrell	CLEE-lin FURL	Darius Philon	FYE-lon
Nick Kwiatkoski	quit-COW-ski	Amik Robertson	uh-MEEK
Tre'ven Moehtig	TRAY-von MAIR-ig	Trent Sieg	SIG

NO.	NAME	POS.	HT.	WT.	AGE	EXP.	COLLEGE	HOMETOWN	HOW ACQ.
QUARTERBACKS (4)									
3	Peterman, Nathan	QB	6-2	225	27	5	Pittsburgh	Jacksonville, Fla.	FA-'18
4	Carr, Derek	QB	6-3	210	30	8	Fresno State	Bakersfield, Calif.	D2-'14
8	Mariota, Marcus (IR)	QB	6-4	222	27	7	Oregon	Honolulu, Hawaii	UFA-'20 (Ten.)
10	Sloter, Kyle (PS)	QB	6-5	218	27	3	Northern Colorado	Johns Creek, Ga.	FA-'21
RUNNING BACKS (7)									
##	Riddick, Theo (RET)	RB	5-9	201	30	9	Notre Dame	Manville, N.J.	FA-'20
23	Drake, Kenyan	RB	6-1	211	27	6	Alabama	Powder Springs, Ga.	UFA-'21 (Ari.)
28	Jacobs, Josh	RB	5-10	220	22	3	Alabama	Tulsa, Okla.	D1b-'19
30	Richard, Jalen (IR)	RB	5-8	205	27	6	Southern Mississippi	Alexandria, La.	FA-'16
31	Barber, Peyton	RB	5-11	225	27	6	Auburn	Alpharetta, Ga.	FA-'21
36	Ragas, Trey (PS)	RB	5-10	214	25	R	Louisiana	Marrero, La.	FA-'21
45	Ingold, Alec	FB	6-1	240	25	3	Wisconsin	Green Bay, Wis.	FA-'19
WIDE RECEIVERS (8)									
7	Jones, Zay	WR	6-2	200	26	5	East Carolina	Austin, Texas	TR-'19 (Buf.)
11	Ruggs III, Henry	WR	6-0	190	22	2	Alabama	Montgomery, Ala.	D1a-'20
13	Renfrow, Hunter	WR	5-10	185	25	3	Clemson	Myrtle Beach, S.C.	D5-'19
16	Stoner, Dillon (PS)	WR	6-0	194	23	R	Oklahoma State	Tulsa, Okla.	FA-'21
17	Snead IV, Willie	WR	5-11	205	28	7	Ball State	Muskegon Heights, Mich.	UFA-'21 (Bal.)
19	Turner, DJ (PS)	WR	5-9	206	24	R	Pittsburgh	Lanham, Md.	FA-'21
88	Moore, David (PS)	WR	6-0	215	26	5	East Central (Okla.)	Gainesville, Texas	FA-'21
89	Edwards, Bryan	WR	6-3	215	22	2	South Carolina	Conway, S.C.	D3b-'20
TIGHT ENDS (5)									
82	Bowers, Nick	TE	6-4	260	25	1	Penn State	Kittanning, Pa.	FA-'20
83	Waller, Darren	TE	6-6	255	29	5	Georgia Tech	Acworth, Ga.	FA-'18
84	Bushman, Matt (PS)	TE	6-5	245	26	R	BYU	Tucson, Ari.	FA-'21
85	Carrier, Derek	TE	6-3	240	31	9	Beloit	Edgerton, Wis.	UFA-'18 (LAR)
87	Moreau, Foster	TE	6-4	250	24	3	LSU	New Orleans, La.	D4c-'19
OFFENSIVE LINE (16)									
##	Young, Sam (RET)	T	6-8	302	34	12	Notre Dame	Coral Springs, Fla.	FA-'20
60	Simmons, Jordan	G	6-4	339	27	4	USC	Inglewood, Calif.	FA-'21
63	Seymour, Kamaal (R/NFIN)	T	6-6	310	25	1	Rutgers	Brooklyn, N.Y.	FA-'20
64	Incognito, Richie	G	6-3	325	38	14	Nebraska	Bogota, N.J.	FA-'19
65	Morrissey, Jimmy (PS)	C	6-3	303	23	R	Pittsburgh	Huntingdon Valley, Pa.	D7-'21
66	Martin, Nick	C	6-4	295	28	6	Notre Dame	Indianapolis, Ind.	UFA-'21 (Hou.)
67	Cotton Sr., Lester (PS)	G	6-4	335	25	1	Alabama	Tuscaloosa, Ala.	FA-'19
68	James, Andre	C	6-4	300	24	3	UCLA	Herriman, Utah	FA-'19
70	Leatherwood, Alex	T	6-5	312	22	R	Alabama	Pensacola, Fla.	D1-'21
71	Good, Denzelle (IR)	G	6-5	340	30	7	Mars Hill	Gaffney, S.C.	W-'18 (Ind.)
72	Eluemunor, Jermaine	OL	6-4	335	26	5	Texas A&M	Rockaway, N.J.	FA-'21
73	Hamilton, Devery (PS)	T	6-6	311	23	R	Duke	Ellicott City, Md.	FA-'21
74	Miller, Kolton	T	6-8	325	26	4	UCLA	Roseville, Calif.	D1-'18
75	Parker, Brandon	T	6-8	320	25	4	North Carolina A&T	Kannapolis, N.C.	D3a-'18
76	Simpson, John	G	6-4	330	24	2	Clemson	North Charleston, S.C.	D4a-'20
79	Poutasi, Jeremiah (PS)	OL	6-5	335	27	3	Utah	San Mateo, Calif.	FA-'21
LINEBACKERS (10)									
##	Onwualu, James (RET)	LB	6-1	235	27	3	Notre Dame	Saint Paul, Minn.	FA-'20
5	Deablo, Divine	LB	6-3	226	23	R	Virginia Tech	Winston-Salem, N.C.	D3b-'21
34	Wright, K.J.	LB	6-4	246	32	11	Mississippi State	Olive Branch, Miss.	FA-'21
42	Littleton, Cory	LB	6-3	228	27	6	Washington	Spring Valley, Calif.	UFA-'20 (LAR)
44	Kwiatkoski, Nick	LB	6-2	242	28	6	West Virginia	Bethel Park, Pa.	UFA-'20 (Chi.)
48	Onwuasor, Patrick (PS)	ILB	6-0	227	29	6	Portland State	Inglewood, CA	FA-'21
50	Morrow, Nicholas (IR)	LB	6-0	225	25	5	Greenville	Huntsville, Ala.	FA-'17
52	Perryman, Denzel	ILB	5-11	240	29	7	Miami	Coral Gables, Fla.	TR-'21
53	White, Javin (IR)	LB	6-2	205	24	2	UNLV	Vacaville, Calif.	FA-'20
55	Lee, Marquel	LB	6-3	235	25	4	Wake Forest	Waldorf, Md.	FA-'21
DEFENSIVE BACKS (14)									
20	Arnette, Damon	CB	6-0	195	25	2	Ohio State	Fort Lauderdale, Fla.	D1b-'20
21	Robertson, Amik	CB	5-9	183	23	2	Louisiana Tech	Thibodaux, La.	D4b-'20
22	Nixon, Keisean (IR)	CB	5-10	200	24	3	South Carolina	Compton, Calif.	FA-'19
24	Abram, Johnathan	S	6-0	205	24	3	Mississippi State	Columbia, Miss.	D1c-'19
25	Moehrig, Tre'von	S	6-1	202	22	R	TCU	Spring Branch, Texas	D2-'21
27	Mullen Jr., Trayvon	CB	6-2	200	24	3	Clemson	Fort Lauderdale, Fla.	D2-'19
29	Hayward Jr., Casey	CB	5-11	192	32	10	Vanderbilt	Perry, Ga.	UFA-'21 (LAC)
32	Leavitt, Dallin	S	5-10	195	27	3	Utah State	Portland, Ore.	FA-'18
33	Teamer, Roderic	S	6-0	205	23	2	Tulane	New Orleans, La.	FA-'21
37	Gillespie, Tyree	S	6-0	207	24	R	Missouri	Ocala, Fla.	D4-'21
38	Brown, Jordan (PS)	S	6-0	197	25	1	South Dakota State	Scottsdale, Ari.	FA-'21
39	Hobbs, Nate	CB	6-1	196	22	R	Illinois	Louisville, Ky.	D5-'21
41	Jackson, Robert (PS)	CB	6-2	207	28	3	UNLV	Fort Myers, Fla.	FA-'21
49	Clinton-Dix, Ha Ha (PS)	S	6-1	208	28	7	Alabama	Orlando, Fla.	FA-'21
DEFENSIVE LINE (13)									
51	Koonce, Malcolm	DE	6-2	249	23	R	Buffalo	Peekskill, N.Y.	D3a-'21
56	Green, Gerri (PS)	DE	6-4	250	26	1	Mississippi State	Jackson, Miss.	FA-'20
77	Jefferson, Quinton	DT	6-4	291	28	6	Maryland	Pittsburgh, Pa.	UFA-'21 (Buf.)
90	Hankins, Johnathan	DT	6-3	340	29	9	Ohio State	Dearborn Heights, Mich.	FA-'18
91	Ngakoue, Yannick	DE	6-2	246	26	6	Maryland	Washington, D.C.	UFA-'21 (Bal.)
92	Thomas, Solomon	DT	6-3	295	26	5	Stanford	Coppell, Texas	UFA-'21 (SF)
93	McCoy, Gerald (IR)	DT	6-4	300	33	11	Oklahoma	Oklahoma City, Okla.	FA-'21
94	Nassib, Carl	DE	6-7	275	27	6	Penn State	West Chester, Pa.	UFA-'20 (TB)
95	Vickers, Kendal (PS)	DL	6-3	295	26	2	Tennessee	Havelock, N.C.	FA-'20
96	Philon, Darius	DT	6-1	286	27	5	Arkansas	Mobile, Ala.	FA-'21
97	Square, Damion	DT	6-2	293	32	9	Alabama	Houston, Texas	FA-'21
98	Crosby, Maxx	DE	6-5	255	24	3	Eastern Michigan	Colleyville, Texas	D4a-'19
99	Ferrell, Clelin	DE	6-4	265	24	3	Clemson	Richmond, Va.	D1a-'19
SPECIALISTS (3)									
2	Carlson, Daniel	K	6-5	215	26	4	Auburn	Colorado Springs, Colo.	FA-'18
6	Cole, AJ	P	6-4	220	25	3	N.C. State	College Park, Ga.	FA-'19
47	Sieg, Trent	LS	6-3	240	26	4	Colorado State	Eaton, Colo.	FA-'18

YEAR	DRAFTEES (21)	FREE AGENTS (25)	COLLEGE FREE AGENTS (5)	TRADES/WAIVERS (2)
2014	QB Derek Carr (2)			
2018	T Kolton Miller (1) T Brandon Parker (3a)	K Daniel Carlson (FA-'18) TE Derek Carrier (UFA-'18 LAR) DT Johnathan Hankins (FA-'18) QB Nathan Peterman (FA-'18) LS Trent Sieg (FA-'18) TE Darren Waller (FA-'18)	S Dallin Leavitt (FA-'18)	
2019	DE Clelin Ferrell (1a) RB Josh Jacobs (1b) S Johnathan Abram (1c) CB Trayvon Mullen Jr. (2) DE Maxx Crosby (4a) TE Foster Moreau (4c) WR Hunter Renfrow (5)	G Richie Incognito (FA-'19)	P AJ Cole (FA-'19) FB Alec Ingold (FA-'19) C Andre James (FA-'19)	WR Zay Jones (TR -'19 Buf.)
2020	WR Henry Ruggs III (1a) CB Damon Arnette (1b) WR Bryan Edwards (3b) G John Simpson (4a) CB Amik Robertson (4b)	LB Nick Kwiatkoski (UFA-'20 Chi.) LB Cory Littleton (UFA-'20 LAR) DE Carl Nassib (UFA-'20 TB)	TE Nick Bowers (FA-'20)	
2021	T Alex Leatherwood (1) S Tre'veon Moehrig (2) DE Malcolm Koonce (3a) LB Divine Deablo (3b) S Tyree Gillespie (4) CB Nate Hobbs (5)	RB Peyton Barber (FA-'21) RB Kenyan Drake (UFA-'21 Ari.) OL Jermaine Eluemunor (FA-'21) CB Casey Hayward Jr. (UFA -'21 LAC) DT Quinton Jefferson (UFA-'21 Buf.) LB Marquel Lee (FA-'21) C Nick Martin (UFA-'21 Hou.) DE Yannick Ngakoue (UFA -'21 Bal.) DT Darius Philon (FA-'21) G Jordan Simmons (FA-'21) WR Willie Snead IV (UFA-'21 Bal.) DT Damion Square (FA-'21) S Roderic Teamer (FA-'21) DT Solomon Thomas (UFA -'21 SF) LB K.J. Wright (FA-'21)		ILB Denzel Perryman (TR -'21)

2021 REGULAR SEASON											
OFFENSE											
DATE	OPPONENT	WR	LT	LG	C	RG	RT	TE	QB	RB	FB
9/13	Baltimore	Henry Ruggs III/ Bryan Edwards	Kolton Miller	John Simpson	Andre James	Denzelle Good	Alex Leatherwood	Darren Waller	Derek Carr	Josh Jacobs	Alec Ingold
9/19	at Pittsburgh	Henry Ruggs III	--	--	Andre James	--	--	Darren Waller/ Derek Carrier/ Foster Moreau	Derek Carr	Kenyan Drake	--
9/26	Miami	--	--	--	--	--	--	--	--	--	--
10/4	at L.A. Chargers	--	--	--	--	--	--	--	--	--	--
10/10	Chicago	--	--	--	--	--	--	--	--	--	--
10/17	at Denver	--	--	--	--	--	--	--	--	--	--
10/24	Philadelphia	--	--	--	--	--	--	--	--	--	--
11/7	at N.Y. Giants	--	--	--	--	--	--	--	--	--	--
11/14	Kansas City	--	--	--	--	--	--	--	--	--	--
11/21	Cincinnati	--	--	--	--	--	--	--	--	--	--
11/25	at Dallas	--	--	--	--	--	--	--	--	--	--
12/5	Washington	--	--	--	--	--	--	--	--	--	--
12/12	at Kansas City	--	--	--	--	--	--	--	--	--	--
12/19	at Cleveland	--	--	--	--	--	--	--	--	--	--
12/26	Denver	--	--	--	--	--	--	--	--	--	--
1/2	at Indianapolis	--	--	--	--	--	--	--	--	--	--
1/9	L.A. Chargers	--	--	--	--	--	--	--	--	--	--

2021 REGULAR SEASON											
DEFENSE											
DATE	OPPONENT	DE	DT	DE	LB	LB	CB	CB	CB	S	S
9/13	Baltimore	Maxx Crosby	Quinton Jefferson/ Johnathan Hankins	Yannick Ngakoue	Denzel Perryman	Cory Littleton	<u>Nate Hobbs</u>	Trayvon Mullen Jr.	Casey Hayward Jr.	<u>Tre'von Moehrig</u>	Johnathan Abram
9/19	at Pittsburgh	Yannick Ngakoue/ Maxx Crosby	Quinton Jefferson/ Johnathan Hankins	--	Cory Littleton	--	<u>Nate Hobbs</u> / Casey Hayward Jr./ Trayvon Mullen Jr.	--	--	<u>Tre'von Moehrig</u> / Johnathan Abram	--
9/26	Miami	--	--	--	--	--	--	--	--	--	--
10/4	at L.A. Chargers	--	--	--	--	--	--	--	--	--	--
10/10	Chicago	--	--	--	--	--	--	--	--	--	--
10/17	at Denver	--	--	--	--	--	--	--	--	--	--
10/24	Philadelphia	--	--	--	--	--	--	--	--	--	--
11/7	at N.Y. Giants	--	--	--	--	--	--	--	--	--	--
11/14	Kansas City	--	--	--	--	--	--	--	--	--	--
11/21	Cincinnati	--	--	--	--	--	--	--	--	--	--
11/25	at Dallas	--	--	--	--	--	--	--	--	--	--
12/5	Washington	--	--	--	--	--	--	--	--	--	--
12/12	at Kansas City	--	--	--	--	--	--	--	--	--	--
12/19	at Cleveland	--	--	--	--	--	--	--	--	--	--
12/26	Denver	--	--	--	--	--	--	--	--	--	--
1/2	at Indianapolis	--	--	--	--	--	--	--	--	--	--
1/9	L.A. Chargers	--	--	--	--	--	--	--	--	--	--

Rookies underlined.

2021 REGULAR SEASON INACTIVES							
DATE	OPPONENT	1	2	3	4	5	6
09/13	Baltimore	Nick Bowers	Clelin Ferrell	Richie Incognito	<u>Malcolm Koonce</u>	Nathan Peterman	--
09/19	at Pittsburgh	Nick Bowers	Richie Incognito	Josh Jacobs	Nick Kwiatkoski	--	--
09/26	Miami	--	--	--	--	--	--
10/04	at L.A. Chargers	--	--	--	--	--	--
10/10	Chicago	--	--	--	--	--	--
10/17	at Denver	--	--	--	--	--	--
10/24	Philadelphia	--	--	--	--	--	--
11/07	at N.Y. Giants	--	--	--	--	--	--
11/14	Kansas City	--	--	--	--	--	--
11/21	Cincinnati	--	--	--	--	--	--
11/25	at Dallas	--	--	--	--	--	--
12/05	Washington	--	--	--	--	--	--
12/12	at Kansas City	--	--	--	--	--	--
12/19	at Cleveland	--	--	--	--	--	--
12/26	Denver	--	--	--	--	--	--
01/02	at Indianapolis	--	--	--	--	--	--
01/09	L.A. Chargers	--	--	--	--	--	--

Bold underline denotes rookie

PLAYER PARTICIPATION

2021 REGULAR SEASON LAS VEGAS RAIDERS PLAYER PARTICIPATION																					
PLAYERS	BAL	@ PIT	MIA	@ LAC	CHI	@ DEN	PHI	@ NYG	KC	CIN	@ DAL	WAS	@ KC	@ CLE	DEN	@ IND	LAC	GP	GS	DNP	IN
91973	Active	^	-	-	-	-	-	-	-	-	-	-	-	-	-	-	-	0	0	0	0
91976	Active	^	-	-	-	-	-	-	-	-	-	-	-	-	-	-	-	0	0	0	0
91977	Active	^	-	-	-	-	-	-	-	-	-	-	-	-	-	-	-	0	0	0	0
92493	Active	^	-	-	-	-	-	-	-	-	-	-	-	-	-	-	-	0	0	0	0
Johnathan Abram	SS	SS	-	-	-	-	-	-	-	-	-	-	-	-	-	-	-	2	2	0	0
Damon Arnette	P	P	-	-	-	-	-	-	-	-	-	-	-	-	-	-	-	2	0	0	0
Peyton Barber	^	P	-	-	-	-	-	-	-	-	-	-	-	-	-	-	-	1	0	0	0
Asmar Bilal	IR	^	-	-	-	-	-	-	-	-	-	-	-	-	-	-	-	0	0	0	0
Nick Bowers	N	N	-	-	-	-	-	-	-	-	-	-	-	-	-	-	-	0	0	0	2
Jordan Brown	PS	PS	-	-	-	-	-	-	-	-	-	-	-	-	-	-	-	0	0	0	0
Matt Bushman	PS	PS	-	-	-	-	-	-	-	-	-	-	-	-	-	-	-	0	0	0	0
Daniel Carlson	P	P	-	-	-	-	-	-	-	-	-	-	-	-	-	-	-	2	0	0	0
Derek Carr	QB	QB	-	-	-	-	-	-	-	-	-	-	-	-	-	-	-	2	2	0	0
Derek Carrier	P	TE	-	-	-	-	-	-	-	-	-	-	-	-	-	-	-	2	1	0	0
Ha Ha Clinton-Dix	^	PS	-	-	-	-	-	-	-	-	-	-	-	-	-	-	-	0	0	0	0
AJ Cole	P	P	-	-	-	-	-	-	-	-	-	-	-	-	-	-	-	2	0	0	0
Lester Cotton Sr.	PS	P	-	-	-	-	-	-	-	-	-	-	-	-	-	-	-	1	0	0	0
Maxx Crosby	DE	DE	-	-	-	-	-	-	-	-	-	-	-	-	-	-	-	2	2	0	0
Divine Deablo	P	P	-	-	-	-	-	-	-	-	-	-	-	-	-	-	-	2	0	0	0
Kenyan Drake	P	RB	-	-	-	-	-	-	-	-	-	-	-	-	-	-	-	2	1	0	0
Bryan Edwards	WR	P	-	-	-	-	-	-	-	-	-	-	-	-	-	-	-	2	1	0	0
Alex Ellis	IR	^	-	-	-	-	-	-	-	-	-	-	-	-	-	-	-	0	0	0	0
Clelin Ferrell	N	P	-	-	-	-	-	-	-	-	-	-	-	-	-	-	-	1	0	0	1
Tyree Gillespie	P	P	-	-	-	-	-	-	-	-	-	-	-	-	-	-	-	2	0	0	0
Denzelle Good	RG	IR	-	-	-	-	-	-	-	-	-	-	-	-	-	-	-	1	1	0	0
Gerri Green	PS	PS	-	-	-	-	-	-	-	-	-	-	-	-	-	-	-	0	0	0	0
Devery Hamilton	PS	PS	-	-	-	-	-	-	-	-	-	-	-	-	-	-	-	0	0	0	0
Johnathan Hankins	NT	NT	-	-	-	-	-	-	-	-	-	-	-	-	-	-	-	2	2	0	0
Casey Hayward Jr.	RCB	RCB	-	-	-	-	-	-	-	-	-	-	-	-	-	-	-	2	2	0	0
Nate Hobbs	LCB	LCB	-	-	-	-	-	-	-	-	-	-	-	-	-	-	-	2	2	0	0
Richie Incognito	N	N	-	-	-	-	-	-	-	-	-	-	-	-	-	-	-	0	0	0	2
Alec Ingold	FB	P	-	-	-	-	-	-	-	-	-	-	-	-	-	-	-	2	1	0	0
Josh Jacobs	RB	N	-	-	-	-	-	-	-	-	-	-	-	-	-	-	-	1	1	0	1
Andre James	C	C	-	-	-	-	-	-	-	-	-	-	-	-	-	-	-	2	2	0	0
Quinton Jefferson	DT	DT	-	-	-	-	-	-	-	-	-	-	-	-	-	-	-	2	2	0	0
Zay Jones	P	P	-	-	-	-	-	-	-	-	-	-	-	-	-	-	-	2	0	0	0
Malcolm Koonce	N	X	-	-	-	-	-	-	-	-	-	-	-	-	-	-	-	0	0	1	1
Nick Kwiatkoski	P	N	-	-	-	-	-	-	-	-	-	-	-	-	-	-	-	1	0	0	1
Nevin Lawson	R/SUS	R/SUS	-	-	-	-	-	-	-	-	-	-	-	-	-	-	-	0	0	0	0
Alex Leatherwood	RT	RT	-	-	-	-	-	-	-	-	-	-	-	-	-	-	-	2	2	0	0
Dallin Leavitt	P	P	-	-	-	-	-	-	-	-	-	-	-	-	-	-	-	2	0	0	0
Cory Littleton	WLB	WLB	-	-	-	-	-	-	-	-	-	-	-	-	-	-	-	2	2	0	0
Marcus Mariota	P	IR	-	-	-	-	-	-	-	-	-	-	-	-	-	-	-	1	0	0	0
Nick Martin	P	P	-	-	-	-	-	-	-	-	-	-	-	-	-	-	-	2	0	0	0
Gerald McCoy	P	IR	-	-	-	-	-	-	-	-	-	-	-	-	-	-	-	1	0	0	0
Kolton Miller	LT	LT	-	-	-	-	-	-	-	-	-	-	-	-	-	-	-	2	2	0	0
Tre'von Moehrig	FS	FS	-	-	-	-	-	-	-	-	-	-	-	-	-	-	-	2	2	0	0
Foster Moreau	P	TE	-	-	-	-	-	-	-	-	-	-	-	-	-	-	-	2	1	0	0
Jimmy Morrissey	PS	PS	-	-	-	-	-	-	-	-	-	-	-	-	-	-	-	0	0	0	0
Nicholas Morrow	IR	IR	-	-	-	-	-	-	-	-	-	-	-	-	-	-	-	0	0	0	0
Trayvon Mullen Jr.	LCB	LCB	-	-	-	-	-	-	-	-	-	-	-	-	-	-	-	2	2	0	0
Carl Nassib	P	P	-	-	-	-	-	-	-	-	-	-	-	-	-	-	-	2	0	0	0
Yannick Ngakoue	DE	DE	-	-	-	-	-	-	-	-	-	-	-	-	-	-	-	2	2	0	0
Keisean Nixon	IR	IR	-	-	-	-	-	-	-	-	-	-	-	-	-	-	-	0	0	0	0
James Onwualu	RET	RET	-	-	-	-	-	-	-	-	-	-	-	-	-	-	-	0	0	0	0
Patrick Onwuasor	PS	PS	-	-	-	-	-	-	-	-	-	-	-	-	-	-	-	0	0	0	0
Brandon Parker	P	P	-	-	-	-	-	-	-	-	-	-	-	-	-	-	-	2	0	0	0
Denzel Perryman	MLB	MLB	-	-	-	-	-	-	-	-	-	-	-	-	-	-	-	2	2	0	0
Nathan Peterman	N	X	-	-	-	-	-	-	-	-	-	-	-	-	-	-	-	0	0	1	1
Darius Philon	P	P	-	-	-	-	-	-	-	-	-	-	-	-	-	-	-	2	0	0	0
Jeremiah Poutasi	PS	PS	-	-	-	-	-	-	-	-	-	-	-	-	-	-	-	0	0	0	0
Trey Ragas	X	X	-	-	-	-	-	-	-	-	-	-	-	-	-	-	-	0	0	2	0
Hunter Renfrow	P	P	-	-	-	-	-	-	-	-	-	-	-	-	-	-	-	2	0	0	0
Jalen Richard	IR	IR	-	-	-	-	-	-	-	-	-	-	-	-	-	-	-	0	0	0	0
Theo Riddick	RET	RET	-	-	-	-	-	-	-	-	-	-	-	-	-	-	-	0	0	0	0
Amik Robertson	P	P	-	-	-	-	-	-	-	-	-	-	-	-	-	-	-	2	0	0	0
Henry Ruggs III	WR	WR	-	-	-	-	-	-	-	-	-	-	-	-	-	-	-	2	2	0	0
Kamaal Seymour	R/NFIN	R/NFIN	-	-	-	-	-	-	-	-	-	-	-	-	-	-	-	0	0	0	0
Trent Sieg	P	P	-	-	-	-	-	-	-	-	-	-	-	-	-	-	-	2	0	0	0
John Simpson	LG	LG	-	-	-	-	-	-	-	-	-	-	-	-	-	-	-	2	2	0	0
Kyle Sloter	^	PS	-	-	-	-	-	-	-	-	-	-	-	-	-	-	-	0	0	0	0
Willie Snead IV	P	P	-	-	-	-	-	-	-	-	-	-	-	-	-	-	-	2	0	0	0
Dillon Stoner	PS	PS	-	-	-	-	-	-	-	-	-	-	-	-	-	-	-	0	0	0	0
Solomon Thomas	P	P	-	-	-	-	-	-	-	-	-	-	-	-	-	-	-	2	0	0	0
DJ Turner	PS	PS	-	-	-	-	-	-	-	-	-	-	-	-	-	-	-	0	0	0	0
Kendal Vickers	PS	PS	-	-	-	-	-	-	-	-	-	-	-	-	-	-	-	0	0	0	0
Darren Waller	TE	TE	-	-	-	-	-	-	-	-	-	-	-	-	-	-	-	2	2	0	0
Javin White	IR	IR	-	-	-	-	-	-	-	-	-	-	-	-	-	-	-	0	0	0	0
K.J. Wright	P	P	-	-	-	-	-	-	-	-	-	-	-	-	-	-	-	2	0	0	0
Sam Young	RET	RET	-	-	-	-	-	-	-	-	-	-	-	-	-	-	-	0	0	0	0

LEGEND:
CAPS=Starter, P=Player was a substitution, N=On Inactive List, X=Did Not Play (Non-injury), PS=Practice Squad, IR=Injured Reserve, NOT=Not on Roster, RET=Reserve/Retired, R/NFIN=Reserve/NFIN, R/SUS=Reserve/League Susp., ^=With Other Team

DATE	POS.	PLAYER	TRANSACTION	POS.	PLAYER	TRANSACTION
Mon., Sep. 20	G	Lester Cotton Sr.	Reverted to PS	CB	Nevin Lawson	Released
	RB	Trey Ragas	Reverted to PS	QB	Kyle Slotter	Signed to PS
Sat., Sep. 18	QB	Marcus Mariota	Placed on Reserve/Injured list	LB	Marquel Lee	Signed to active roster from PS
	RB	Trey Ragas	Activated from PS	G	Lester Cotton Sr.	Activated from PS
Wed., Sep. 15	G	Jordan Simmons	Signed as FA	DT	Damion Square	Signed as FA
	S	Ha Ha Clinton-Dix	Signed to PS	G	Denzelle Good	Placed on Reserve/Injured list
	DT	Gerald McCoy	Placed on Reserve/Injured list	CB	Madre Harper	Released from PS
Tue., Sep. 14	RB	Trey Ragas	Reverted to PS			
Mon., Sep. 13	RB	Trey Ragas	Activated from PS			
Mon., Sep. 6	LB	K.J. Wright	Signed as FA	LB	Tanner Muse	Waived
	WR	David Moore	Signed to PS	LB	Patrick Onwuasor	Signed to PS
	RB	B.J. Emmons	Released	DT	Niles Scott	Released
Sat., Sep. 4	RB	Peyton Barber	Signed as FA from Washington PS			
Fri., Sep. 3	LB	Marquel Lee	Signed to PS	LB	Max Richardson	Released
Thu., Sep. 2	TE	Derek Carrier	Signed as FA	OL	Jermaine Eluemunor	Signed as FA
	S	Dallin Leavitt	Signed as FA	CB	Madre Harper	Signed to PS
	LB	Nicholas Morrow	Placed on Reserve/Injured list	CB	Keisean Nixon	Placed on Reserve/Injured list
	RB	Jalen Richard	Placed on Reserve/Injured list	LB	Javin White	Placed on Reserve/Injured list
Wed., Sep. 1	LB	Denzel Perryman	Acquired via trade with Panthers along with a 2022 seventh-round draft pick in exchange for a 2022 sixth-round draft pick	S	Jordan Brown	Signed to PS
	G	Lester Cotton Sr.	Signed to PS	RB	B.J. Emmons	Signed to PS
	DE	Gerri Green	Signed to PS	T	Devery Hamilton	Signed to PS
	CB	Robert Jackson	Signed to PS	C	Jimmy Morrissey	Signed to PS
	OL	Jeremiah Poutasi	Signed to PS	DT	Niles Scott	Signed to PS
	DE	Kendal Vickers	Signed to PS	LB	Max Richardson	Signed to PS
	TE	Matt Bushman	Signed to PS	RB	Trey Ragas	Signed to PS
	WR	Dillon Stoner	Signed to PS	WR	DJ Turner	Signed to PS
Tue., Aug. 31	G	Lester Cotton Sr.	Waived	DT	Matt Dickerson	Waived
	WR	Keelan Doss	Waived	RB	B.J. Emmons	Waived
	DE	Gerri Green	Waived	T	Devery Hamilton	Waived
	CB	Isaiah Johnson	Waived	G/T	Jaryd Jones-Smith	Waived
	S	Dallin Leavitt	Waived	C	Jimmy Morrissey	Waived
	OL	Jeremiah Poutasi	Waived	DT	Niles Scott	Waived
	DE	Kendal Vickers	Waived	WR	John Brown	Released
	TE	Derek Carrier	Released	S	Karl Joseph	Released
	G/T	Patrick Omahameh	Released	CB	Bledi Wreh-Wilson	Released
	LB	Asmar Bilal	Waived/Injured	TE	Alex Ellis	Waived/Injured
	CB	Nevin Lawson	Placed on Reserve/Suspended List	TE	Matt Bushman	Waived
	RB	Trey Ragas	Waived	LB	Max Richardson	Waived
	WR	Dillon Stoner	Waived	WR	DJ Turner	Waived
	RB	Garrett Groshek	Waived			
Thu., Aug. 26	LB	Te'von Coney	Waived			
Tue., Aug. 24	WR	Marcell Ateman	Released	LB	Darron Lee	Placed on Reserve/Injured List
	DT	Darius Stills	Waived/Injured			
Mon., Aug. 23	T	Devery Hamilton	Re-signed as FA	P	Corliss Waitman	Waived
	G	Parker Ehinger	Released	CB	Rasul Douglas	Released
Tue., Aug. 17	LB	Te'von Coney	Signed as FA			
Mon., Aug. 16	QB	Case Cookus	Waived	K	Dominik Eberle	Waived
	LS	Liam McCullough	Waived	RB	Bo Scarbrough	Waived
	WR	Caleb Scott	Waived	CB	De'Vante Bausby	Released
	DT	Ethan Westbrooks	Released			
Thu., Aug. 12	CB	Isaiah Johnson	Returned to practice from Active/Physically Unable to Perform List	CB	Shaun Crawford	Waived
Wed., Aug. 11	DT	Ethan Westbrooks	Signed as FA	WR	Trey Quinn	Waived/Injured
Tue., Aug. 10	LB	Divine Deablo	Returned to practice from Active/Physically Unable to Perform List			
	QB	Case Cookus	Signed as FA	T	Devery Hamilton	Waived/NFI
Fri., Aug. 6	RB	Bo Scarbrough	Signed as FA	OL	Jeremiah Poutasi	Signed as FA
Wed., Aug. 4	DT	Gerald McCoy	Signed as FA			
Tue., Aug. 3	T	Sam Young	Placed on Reserve/Retired List			
Mon., Aug. 2	LB	James Onwualu	Placed on Reserve/Retired List	RB	Jalen Richard	Returned to practice from Reserve/COVID-19 List
	RB	Darius Jackson	Waived			
Sun., Aug. 1	K	Dominik Eberle	Re-signed as FA			
Sat., Jul. 31	K	Daniel Carlson	Placed on Reserve/COVID-19 List			
Fri., Jul. 30	RB	Theo Riddick	Placed on Reserve/Retired List	RB	Kenyan Drake	Returned to practice from Active/Non-Football Injury List
	DT	Darius Stills	Returned to practice from Active/Non-Football Injury List			
Thu., Jul. 29	RB	B.J. Emmons	Signed as FA	RB	Darius Jackson	Signed as FA
Wed., Jul. 28	RB	Kenyan Drake	Placed on Active/Non-Football Injury List	RB	Jalen Richard	Placed on Reserve/COVID-19 List
	RB	Theo Riddick	Placed on Reserve/COVID-19 List			
Mon., Jul. 26	K	Dominik Eberle	Waived	P	Corliss Waitman	Signed as FA
Sun., Jul. 25	CB	Isaiah Johnson	Placed on Active/Physically Unable to Perform List	LB	Divine Deablo	Placed on Active/Physically Unable to Perform List
	T	Devery Hamilton	Placed on Active/Non-Football Illness List	DT	Darius Stills	Placed on Active/Non-Football Injury List
Fri., Jul. 23	LB	Divine Deablo	Signed as draft pick (D3b - '21)	DE	Malcolm Koonce	Signed as draft pick (D3a - '21)
Thu., Jun. 17	LB	Darron Lee	Signed as FA	CB	De'Vante Bausby	Signed as FA
	CB	T.J. Morrison	Waived			
	S	Kemah Siverand	Waived			
Thu., Jun. 10	CB	Bledi Wreh-Wilson	Signed as FA			
Wed., Jun. 9	G	Marquel Harrell	Waived	T	Sam Young	Re-signed as FA
Mon., Jun. 7	LB	Rashaan Gaulden	Waived	G	Parker Ehinger	Signed as FA
Fri., Jun. 4	S	Roderic Teamer	Signed as FA	TE	Alex Ellis	Signed as FA
Thu., Jun. 3	OL	Erik Magnuson	Released	TE	Carson Williams	Waived
Wed., May. 26	T	Kamaal Seymour	Placed on Reserve/Non-Football Injury List			
Tue., May. 25	T	Kamaal Seymour	Waived/NFI			
Mon., May. 24	OL	Patrick Omahameh	Signed as FA	T	Alex Leatherwood	Signed as draft pick (D1 - '21)
Fri., May. 21	DE	David Irving	Released			
Mon., May. 17	S	Tyree Gillespie	Signed as draft pick (D4 - '21)	CB	Nate Hobbs	Signed as draft pick (D5 - '21)
	C	Jimmy Morrissey	Signed as draft pick (D7 - '21)			
Tue., May. 11	WR	Caleb Scott	Signed as FA			
Fri., May. 7	T	Devery Hamilton	Signed as UDFA	TE	Matt Bushman	Signed as UDFA
	CB	Shaun Crawford	Signed as UDFA	RB	Garrett Groshek	Signed as UDFA
	CB	T.J. Morrison	Signed as UDFA	RB	Trey Ragas	Signed as UDFA
	LB	Max Richardson	Signed as UDFA	DT	Darius Stills	Signed as UDFA
	WR	Dillon Stoner	Signed as UDFA	WR	DJ Turner	Signed as UDFA
Thu., May. 6	G	Marquel Harrell	Signed as FA			
Wed., May. 5	S	Jeff Heath	Released			

ROSTER/TRANSACTIONS

Tue., May. 4	CB	Casey Hayward	Signed as UFA (LAC)			
Mon., Apr. 26	TE	Carson Williams	Signed as FA			
Mon., Apr. 19	CB	Rasul Douglas	Signed as UFA (Car.)			
Thu., Apr. 15	DE	Arden Key	Waived	DT	Maurice Hurst	Waived
	QB	Kyle Sloter	Released			
Fri., Apr. 9	S	Karl Joseph	Signed as FA			
Fri., Mar. 26	WR	Willie Snead	Signed as UFA (Bal.)			
Wed., Mar. 24	G	Richie Incognito	Re-signed	G/T	Denzelle Good	Re-signed
	C	Nick Martin	Signed as UFA (Hou.)			
Tue., Mar. 23	CB	Nevin Lawson	Re-signed			
Mon., Mar. 22	DL	Darius Philon	Signed as FA	DL	Matt Dickerson	Signed as FA
	OL	Andre James	Signed to a multi-year contract extension			
Sat., Mar. 20	G	Gabe Jackson	Traded to the Seahawks in return for a 2021 fifth-round draft pick.	DT	Johnathan Hankins	Re-signed
Fri., Mar. 19	T	Trenton Brown	Traded with a 2022 seventh-round draft pick to the Patriots in return for a 2022 fifth-round draft pick	C	Rodney Hudson	Traded with a 2021 seventh-round draft pick to the Cardinals in return for a 2021 third-round draft pick
	RB	Kenyan Drake	Signed as UFA (Ari.)	LB	Nicholas Morrow	Re-signed
	RB	Theo Riddick	Re-signed	WR	Zay Jones	Re-signed
	TE	Derek Carrier	Re-signed	DT	Solomon Thomas	Signed as UFA (SF)
	DE	Yannick Ngakoue	Signed as UFA (Bal.)	WR	John Brown	Signed as UFA (Buf.)
Wed., Mar. 17	DT	Quinton Jefferson	Signed as UFA (Buf.)			
Tue., Mar. 9	G	Richie Incognito	Released	DB	Lamarcus Joyner	Released
Mon., Mar. 8	S	Dallin Leavitt	Signed to a one-year contract extension			
Wed., Mar. 3	LS	Trent Sieg	Re-signed as a restricted FA			
Tue., Mar. 2	DE	Kendal Vickers	Signed to a one-year contract extension			
Mon., Mar. 1	LB	Ukeme Eligwe	Waived	DE	Jeremiah Valoaga	Waived
	DB	D.J. Killings	Released			
Wed., Feb. 24	WR	Tyrell Williams	Released			
Thu., Feb. 18	DE	David Irving	Re-signed as FA			
Tue., Feb. 9	G	Lester Cotton Sr.	Signed as FA			
Thu., Feb. 4	QB	Nathan Peterman	Signed to a one-year contract extension			
Wed., Feb. 3	WR	Marcell Ateman	Signed to Reserve/Future contract			
Wed., Jan. 27	LB	Asmar Bilal	Signed to Reserve/Future contract			
Tue., Jan. 26	WR	Keelan Doss	Signed to Reserve/Future contract			
Fri., Jan. 15	QB	Kyle Sloter	Signed to Reserve/Future contract			
Tue., Jan. 12	WR	Trey Quinn	Signed to Reserve/Future contract			
Wed., Jan. 6	LS	Liam McCullough	Signed to Reserve/Future contract			
Tue., Jan. 5	TE	Nick Bowers	Signed to Reserve/Future contract	K	Dominik Eberle	Signed to Reserve/Future contract
	S	Rashaan Gaulden	Signed to Reserve/Future contract	DE	Gerri Green	Signed to Reserve/Future contract
	OL	Jaryd Jones-Smith	Signed to Reserve/Future contract	OL	Erik Magnuson	Signed to Reserve/Future contract
	LB	James Onwualu	Signed to Reserve/Future contract	DT	Niles Scott	Signed to Reserve/Future contract
	T	Kamaal Seymour	Signed to Reserve/Future contract	S	Kemah Siverand	Signed to Reserve/Future contract
	LB	Javin White	Signed to Reserve/Future contract			
Mon., Jan. 4	OL	Erik Magnuson	Reverted to PS	LB	James Onwualu	Reverted to PS
Sat., Jan. 2	S	Jeff Heath	Activated from Reserve/Injured - Designated For Return list	LB	James Onwualu	Activated from PS
	OL	Erik Magnuson	Activated from PS			
Fri., Jan. 1	S	Erik Harris	Activated from the Reserve/COVID-19 list			



RAIDERS STATISTICS

TEAM STATS

LAS VEGAS RAIDERS / REGULAR SEASON WEEK 2 / THROUGH SUNDAY, SEPTEMBER 19, 2021

WON 2, LOST 0				JON GRUDEN (2 GAMES)	
09/13	W	33-27 (OT)	Baltimore	61,756	
09/19	W	26-17	at Pittsburgh	63,707	

2021 TEAM STATISTICS			LV	OPP.
FIRST DOWNS			48	37
	Rushing		10	11
	Passing		34	24
	Penalty		4	2
	Third Down-Made/Att		12/28	8/24
	Third Down Efficiency		42.9%	33.3%
	Fourth Down-Made/Att		1/2	1/3
	Fourth Down Efficiency		50.0%	33.3%
TOTAL NET YARDS			916	737
	Avg. Per Game		458.0	368.5
	Total Plays		144	123
	Avg. Per Play		6.4	6.0
NET YARDS RUSHING			134	228
	Avg. Per Game		67.0	114.0
	Total Rushes		46	48
	Avg. Per Rush		2.9	4.8
NET YARDS PASSING			782	509
	Avg. Per Game		391.0	254.5
	Sacked/Yards Lost		5/35	5/21
	Gross Yards		817	530
	Attempts/Completions		93/62	70/46
	Pct. of Completion		66.7%	65.7%
	Had Intercepted		1	1
PUNTS/AVERAGE			10/50.6	8/47.0
	Net Punting Average		39.8	42.5
PUNT RETURN/AVG.			4/9.0	6/14.7
KICKOFF RETURN/AVG.			3/18.3	4/23.0
INTERCEPTION RETURN/AVG.			1/15.0	1/0.0
PENALTIES/YARDS			15/102	10/114
FUMBLES/BALL LOST			3/0	5/2
TOUCHDOWNS			6	5
	Rushing		2	3
	Passing		4	2
	Returns		0	0
EXTRA POINTS/ATTEMPTS			5/5	5/5
TWO POINT CONVERSION/ATT.			0/0	0/0
FIELD GOALS/ATTEMPTS			6/6	3/3
AVG. TIME OF POSSESSION			32:37	27:23

2-Pt Conv: TM 0-0, OPP 0-0														
D. Carlson: (34G, 55G) (46G, 33G, 41G, 45G)														
OPP: (40G, 47G) (56G)														
SACKS: M. Crosby 2.0, S. Thomas 2.0, C. Nassib 1.0, TM 5.0, OPP 5.0 FUM/LOST: D. Carr 3/0, TM 3/0, OPP 5/2														
PASSING	ATT	CMP	YDS	CMP%	YDS/ATT	TD	TD%	INT	INT%	LONG	SACK	LOST	RATING	
D. Carr	93	62	817	66.7	8.8	4	4.3	1	1.1	61t	5.0	35	104.1	
TEAM	93	62	817	66.7	8.8	4	4.3	1	1.1	61t	5	35	104.1	
OPPONENTS	69	45	519	65.2	7.5	2	2.9	1	1.4	52	5	21	91.4	

RUSHING	NO.	YDS	AVG	LONG	TD			
J. Jacobs	10	34	3.4	15t	2			
P. Barber	13	32	2.5	13	0			
M. Mariota	1	31	31.0	31	0			
K. Drake	13	20	1.5	6	0			
D. Carr	8	15	1.9	5	0			
H. Ruggs III	1	2	2.0	2	0			
TEAM	46	134	2.9	31	2			
OPPONENTS	48	228	4.8	35t	3			
RECEIVING	TAR	NO.	YDS	AVG	LONG	TD		
D. Waller	26	15	170	11.3	25	1		
H. Renfrow	16	11	127	11.5	27	0		
H. Ruggs III	12	7	159	22.7	61t	1		
K. Drake	11	10	105	10.5	21	0		
B. Edwards	8	7	121	17.3	32	0		
A. Ingold	5	4	22	5.5	9	0		
F. Moreau	3	2	34	17.0	25	1		
Z. Jones	2	2	46	23.0	31t	1		
W. Snead IV	2	1	14	14.0	14	0		
D. Carrier	2	2	13	6.5	9	0		
J. Jacobs	2	1	6	6.0	6	0		
TEAM	89	62	817	13.2	61t	4		
OPPONENTS	69	46	530	11.5	52	2		
INTERCEPTIONS	NO.	YDS	AVG	LONG	TD			
T. Mullen Jr.	1	15	15.0	15	0			
TEAM	1	15	15.0	15	0			
OPPONENTS	1	0	0.0	0	0			
FUMBLES	FUM	LST	FF	REC	TD			
J. Simpson	0	0	0	1	0			
D. Carr	3	0	0	2	0			
TEAM	3	0	0	3	0			
OPPONENTS	5	2	0	3	0			
PUNTING	NO.	YDS	AVG	NET	TB	IN	LG	B
A. Cole	10	506	50.6	39.8	1	4	67	0
TEAM	10	506	50.6	39.8	1	4	67	0
OPPONENTS	8	376	47.0	42.5	0	4	59	0
PUNT RETURNS	RET	FC	YDS	AVG	LONG	TD		
H. Renfrow	4	2	36	9.0	16	0		
TEAM	4	2	36	9.0	16	0		
OPPONENTS	6	2	88	14.7	30	0		
KICKOFF RETURNS	NO.	YDS	AVG	LONG	TD			
H. Ruggs III	3	55	18.3	22	0			
TEAM	3	55	18.3	22	0			
OPPONENTS	4	92	23.0	28	0			
FIELD GOALS	1-19	20-29	30-39	40-49	50+			
D. Carlson	0/0	0/0	2/2	3/3	1/1			
TEAM	0/0	0/0	2/2	3/3	1/1			
OPPONENTS	0/0	0/0	0/0	2/2	1/1			

2021 REGULAR SEASON LAS VEGAS RAIDERS DEFENSIVE STATS
(THROUGH WEEK 2)

POS.	PLAYER	SOLO	ASST.	TOTAL	TFL	SACKS/YDS.	PR	FR	FF	INT./YDS.	PD
ILB	D. Perryman	11	11	22	0	0.0/0.0	0	1	0	0/0	0
S	J. Abram	10	6	16	1	0.0/0.0	0	0	0	0/0	1
LB	C. Littleton	8	7	15	0	0.0/0.0	0	0	0	0/0	0
CB	T. Mullen Jr.	7	1	8	0	0.0/0.0	0	0	0	1/15	2
DE	M. Crosby	6	2	8	3	2.0/12.0	10	0	0	0/0	0
CB	N. Hobbs	6	2	8	0	0.0/0.0	0	0	0	0/0	0
S	T. Moehrig	5	3	8	0	0.0/0.0	0	0	0	0/0	0
DT	Q. Jefferson	2	4	6	0	0.0/0.0	2	0	1	0/0	0
DE	C. Nassib	4	0	4	0	1.0/6.0	1	0	1	0/0	0
CB	C. Hayward Jr.	3	1	4	0	0.0/0.0	0	0	0	0/0	2
DE	Y. Ngakoue	2	2	4	0	0.0/0.0	1	0	0	0/0	1
LB	K. Wright	2	2	4	1	0.0/0.0	0	0	0	0/0	0
LB	N. Kwiatkoski	3	0	3	1	0.0/0.0	0	0	0	0/0	0
DT	S. Thomas	2	0	2	1	2.0/3.0	3	0	0	0/0	1
S	D. Leavitt	1	1	2	0	0.0/0.0	0	0	0	0/0	1
DT	D. Philon	1	1	2	1	0.0/0.0	0	1	0	0/0	0
DT	J. Hankins	0	2	2	0	0.0/0.0	0	0	0	0/0	0
CB	D. Arnette	0	0	0	0	0.0/0.0	0	0	0	0/0	1
TOTALS		73	45	118	8	5.0/21.0	17	2	2	1/15	9

2021 REGULAR SEASON RAIDERS SPECIAL TEAMS STATS

POS.	PLAYER	TKLS.	ASST.	TOTAL
LB	Lee, Marquel	1	2	3
S	Leavitt, Dallin	0	3	3
TE	Carrier, Derek	2	0	2
S	Abram, Johnathan	1	1	2
LB	Kwiatkoski, Nick	0	2	2
CB	Mullen Jr., Trayvon	1	0	1
LS	Sieg, Trent	1	0	1
S	Gillespie, Tyree	0	1	1
CB	Robertson, Amik	0	1	1
TOTALS		6	10	16

INT (0)
FR (0)
Safety (0)

FR (0)

DEFENSIVE SCORES

SPECIAL TEAMS BIG PLAYS

Regular Season defensive and special teams statistics are based on press box statistics.

2021 REGULAR SEASON RAIDERS GAME-BY-GAME OFFENSE

	09/13	09/19	09/26	10/04	10/10	10/17	10/24	11/07	11/14	11/21	11/25	12/05	12/12	12/19	12/26	01/02	01/09	
	BAL	@ PIT	MIA	@ LAC	CHI	@ DEN	PHI	@ NYG	KC	CIN	@ DAL	WAS	@ KC	@ CLE	DEN	@ IND	LAC	Totals
SCORING																		
Points	33	26																59
Q1	0	3																3
Q2	10	6																16
Q3	0	7																7
Q4	17	10																27
OT	6	0																6
TD Rushing	2	0																2
TD Passing	2	2																4
TD KO Returns	0	0																0
TD Punt Returns	0	0																0
TD Sp. Teams	0	0																0
TD Def. Returns	0	0																0
FG Attempts	2	4																6
FG Made	2	4																6
Safety	0	0																0
2-Pt Attempts	0	0																0
2-Pt Made	0	0																0
Time of Possession	34:08	34:22																68:30
FIRST DOWNS																		
Total	26	22																48
Rushing	6	4																10
Passing	17	17																34
Penalty	3	1																4
THIRD DOWNS																		
Attempts	15	13																28
Converted	7	5																12
Percentage	46.7%	38.5%																42.9%
FOURTH DOWNS																		
Attempts	1	1																2
Converted	0	1																1
Percentage	0.0%	100.0%																50.0%
TOT. OFFENSE																		
Net Yards	491	425																916
Plays	80	64																144
Avg./Play	6.1	6.6																6.4
RUSHING																		
Net Yards	82	52																134
Rush. Att.	21	25																46
Avg./Att.	3.9	2.1																2.9
ADVANCES																		
Rushes	21	25																46
Completions	34	28																124
Totals	55	53																108
Total Drives	14	10																24
PENALTIES																		
Number	10	5																15
Yards	62	40																102
FUMBLES																		
Number	1	2																3
Lost	0	0																0
PUNTING																		
Yards	316	190																506
Punts	6	4																10
Net Avg.	41.5	37.3																39.8
Gross Avg.	52.7	47.5																50.6

2021 REGULAR SEASON RAIDERS GAME-BY-GAME DEFENSE

	09/13	09/19	09/26	10/04	10/10	10/17	10/24	11/07	11/14	11/21	11/25	12/05	12/12	12/19	12/26	01/02	01/09	
	BAL	@ PIT	MIA	@ LAC	CHI	@ DEN	PHI	@ NYG	KC	CIN	@ DAL	WAS	@ KC	@ CLE	DEN	@ IND	LAC	Totals
SCORING																		
Points	27	17																44
Q1	7	0																7
Q2	7	7																14
Q3	3	0																3
Q4	10	10																20
OT	0	0																0
TD Rushing	2	1																3
TD Passing	1	1																2
TD KO Returns	0	0																0
TD Punt Returns	0	0																0
TD Sp. Teams	0	0																0
TD Def. Returns	0	0																0
FG Attempts	2	1																3
FG Made	2	1																3
Safety	0	0																0
2-Pt Attempts	0	0																0
2-Pt Made	0	0																0
Time of Possession	32:14	25:38																57:52
FIRST DOWNS																		
Total	20	17																37
Rushing	8	3																11
Passing	11	13																24
Penalty	1	1																2
THIRD DOWNS																		
Attempts	12	12																24
Converted	3	5																8
Percentage	25.0%	41.7%																33.3%
FOURTH DOWNS																		
Attempts	2	1																3
Converted	1	0																1
Percentage	50.0%	0.0%																33.3%
TOT. OFFENSE																		
Net Yards	406	331																737
Plays	67	56																123
Avg./Play	6.1	5.9																6.0
RUSHING																		
Net Yards	189	39																228
Rush. Att.	34	14																48
Avg./Att.	5.6	2.8																4.8
ADVANCES																		
Rushes	34	14																48
Completions	19	27																92
Totals	53	41																94
Total Drives	13	11																24
PENALTIES																		
Number	5	5																10
Yards	71	43																114
FUMBLES																		
Number	4	1																5
Lost	2	0																2
PUNTING																		
Yards	179	197																376
Punts	4	4																8
Net Avg.	42.3	42.8																42.5
Gross Avg.	44.8	49.3																47.0

LAS VEGAS RAIDERS SEASON HIGHS

CATEGORY	HIGH	DATE	OPPONENT
Points	33	9/13	vs. Baltimore
Points in a Quarter	17	9/13	vs. Baltimore
Points in a Half	17	9/13	vs. Baltimore
Total Touchdowns	4	9/13	vs. Baltimore
Offensive Plays	80	9/13	vs. Baltimore
Total Net Yards	491	9/13	vs. Baltimore
Total First Downs	26	9/13	vs. Baltimore
First Downs Rushing	6	9/13	vs. Baltimore
First Downs Passing	17	9/13	vs. Baltimore
First Down Penalties	3	9/13	vs. Baltimore
Third Down Efficiency	46.7%	9/13	vs. Baltimore
Average Yards Per Play	6.6	9/19	at Pittsburgh
Total Net Yards Rushing	82	9/13	vs. Baltimore
Rushing Attempts	25	9/19	at Pittsburgh
Rushing Average Yards	3.9	9/13	vs. Baltimore
Rushing Touchdowns	2	9/13	vs. Baltimore
Total Net Yards Passing	409	9/13	vs. Baltimore
Passing Attempts	56	9/13	vs. Baltimore
Passing Completions	34	9/13	vs. Baltimore
Passing Touchdowns	2	9/13	vs. Baltimore
Yards Per Attempt	9.6	9/19	at Pittsburgh
Passes Thrown for Interception	1	9/13	vs. Baltimore
Times Sacked	3	9/13	vs. Baltimore
QB Sacks	3	9/13	vs. Baltimore
Sack Yards Lost	26	9/13	vs. Baltimore
Total Punts	6	9/13	vs. Baltimore
Total Punt Yards	316	9/13	vs. Baltimore
Gross Punting Average	52.7	9/13	vs. Baltimore
Net Punting Average	41.5	9/13	vs. Baltimore
Punt Returns	2	9/13	vs. Baltimore
Punt Return Yards	26	9/19	at Pittsburgh
Punt Return Average	13.0	9/19	at Pittsburgh
Kickoff Returns	2	9/13	vs. Baltimore
Kickoff Return Yards	33	9/13	vs. Baltimore
Total Penalties	10	9/13	vs. Baltimore
Penalty Yards	62	9/13	vs. Baltimore
Total Fumbles	2	9/19	at Pittsburgh
Fumbles Lost	0	9/13	vs. Baltimore
Time of Possession	34:22	9/19	at Pittsburgh
Turnovers	1	9/13	vs. Baltimore

OPPONENT SEASON HIGHS

CATEGORY	HIGH	DATE	OPPONENT
Points	27	9/13	vs. Baltimore
Points in a Quarter	10	9/13	vs. Baltimore
Points in a Half	14	9/13	vs. Baltimore
Total Touchdowns	3	9/13	vs. Baltimore
Offensive Plays	67	9/13	vs. Baltimore
Total Net Yards	406	9/13	vs. Baltimore
Total First Downs	20	9/13	vs. Baltimore
First Downs Rushing	8	9/13	vs. Baltimore
First Downs Passing	13	9/19	at Pittsburgh
First Down Penalties	1	9/13	vs. Baltimore
Third Down Efficiency	41.7%	9/19	at Pittsburgh
Average Yards Per Play	6.1	9/13	vs. Baltimore
Total Net Yards Rushing	189	9/13	vs. Baltimore
Rushing Attempts	34	9/13	vs. Baltimore
Rushing Average Yards	5.6	9/13	vs. Baltimore
Rushing Touchdowns	2	9/13	vs. Baltimore
Total Net Yards Passing	292	9/19	at Pittsburgh
Passing Attempts	40	9/19	at Pittsburgh
Passing Completions	27	9/19	at Pittsburgh
Passing Touchdowns	1	9/13	vs. Baltimore
Yards Per Attempt	7	9/19	at Pittsburgh
Passes Thrown for Interception	1	9/19	at Pittsburgh
Times Sacked	3	9/13	vs. Baltimore
QB Sacks	3	9/13	vs. Baltimore
Sack Yards Lost	18	9/13	vs. Baltimore
Total Punts	4	9/13	vs. Baltimore
Total Punt Yards	197	9/19	at Pittsburgh
Gross Punting Average	49.3	9/19	at Pittsburgh
Net Punting Average	42.8	9/19	at Pittsburgh
Punt Returns	4	9/13	vs. Baltimore
Punt Return Yards	67	9/13	vs. Baltimore
Punt Return Average	16.8	9/13	vs. Baltimore
Kickoff Returns	4	9/19	at Pittsburgh
Kickoff Return Yards	92	9/19	at Pittsburgh
Total Penalties	5	9/13	vs. Baltimore
Penalty Yards	71	9/13	vs. Baltimore
Total Fumbles	4	9/13	vs. Baltimore
Fumbles Lost	2	9/13	vs. Baltimore
Time of Possession	32:14	9/13	vs. Baltimore
Turnovers	2	9/13	vs. Baltimore

2021 REGULAR SEASON RAIDERS INDIVIDUAL SINGLE-GAME HIGHS

Touchdowns	2	Josh Jacobs	vs. Ravens	09/13
Passes Attempted	56	Derek Carr	vs. Ravens	09/13
Passes Completed	34	Derek Carr	vs. Ravens	09/13
Completion Percentage	75.6	Derek Carr	at Steelers	09/19
Passing Yards	435	Derek Carr	vs. Ravens	09/13
Yards Per Attempt	10.3	Derek Carr	at Steelers	09/19
Touchdown Passes	2	Derek Carr	at Steelers	09/19
		Derek Carr	vs. Ravens	09/13
Receptions	10	Darren Waller	vs. Ravens	09/13
Receiving Yards	113	Henry Ruggs III	at Steelers	09/19
Touchdown Receptions	1	Foster Moreau	at Steelers	09/19
		Henry Ruggs III	at Steelers	09/19
		Zay Jones	vs. Ravens	09/13
		Darren Waller	vs. Ravens	09/13
Rushing Yards	34	Josh Jacobs	vs. Ravens	09/13
Rushing Attempts	13	Peyton Barber	at Steelers	09/19
Rushing Average	3.4	Josh Jacobs	vs. Ravens	09/13
Rushing Touchdowns	2	Josh Jacobs	vs. Ravens	09/13
Yards From Scrimmage	115	Henry Ruggs III	at Steelers	09/19
Combined Net Yards	137	Henry Ruggs III	at Steelers	09/19
Interceptions Made	1	Trayvon Mullen Jr.	at Steelers	09/19
Interceptions Thrown	1	Derek Carr	vs. Ravens	09/13
INT Return Yards	15	Trayvon Mullen Jr.	at Steelers	09/19
Tackles	12	Denzel Perryman	at Steelers	09/19
Sacks	2.0	Solomon Thomas	at Steelers	09/19
		Maxx Crosby	vs. Ravens	09/13
Punts	6	AJ Cole	vs. Ravens	09/13
Punts Inside the 20	2	AJ Cole	at Steelers	09/19
		AJ Cole	vs. Ravens	09/13
Punting Average	52.7	AJ Cole	vs. Ravens	09/13
Punt Returns	2	Hunter Renfrow	at Steelers	09/19
		Hunter Renfrow	vs. Ravens	09/13
Punt Return Yards	26	Hunter Renfrow	at Steelers	09/19
Kickoff Returns	2	Henry Ruggs III	vs. Ravens	09/13
Kickoff Return Yards	33	Henry Ruggs III	vs. Ravens	09/13
Field Goals Attempted	4	Daniel Carlson	at Steelers	09/19
Field Goals Made	4	Daniel Carlson	at Steelers	09/19

2021 REGULAR SEASON LAS VEGAS RAIDERS LONGEST PLAYS

Rushing Long	31	Marcus Mariota	vs. Ravens	09/13
Touchdown Run	15	Josh Jacobs	vs. Ravens	09/13
Passing Long	61	Derek Carr	at Steelers	09/19
Touchdown Pass Long	61	Derek Carr	at Steelers	09/19
Reception	61	Henry Ruggs III	at Steelers	09/19
Touchdown Reception	61	Henry Ruggs III	at Steelers	09/19
Interception Return	15	Trayvon Mullen Jr.	at Steelers	09/19
Longest Opponent's Fumble Return	1	Denzel Perryman	vs. Ravens	09/13
Punt Return	16	Hunter Renfrow	at Steelers	09/19
Kickoff Return	22	Henry Ruggs III	at Steelers	09/19
Punt	67	AJ Cole	vs. Ravens	09/13
Field Goal Made	55	Daniel Carlson	vs. Ravens	09/13
Field Goal Attempt	55	Daniel Carlson	vs. Ravens	09/13

2021 REGULAR SEASON OPPONENTS INDIVIDUAL SINGLE-GAME HIGHS

Touchdowns	1	Najee Harris	at Steelers	09/19
		Juju Smith-Schuster	at Steelers	09/19
		Marquise Brown	vs. Ravens	09/13
		Latavius Murray	vs. Ravens	09/13
		Ty'Son Williams	vs. Ravens	09/13
Passes Attempted	39	Ben Roethlisberger	at Steelers	09/19
Passes Completed	26	Ben Roethlisberger	at Steelers	09/19
Completion Percentage	66.6	Ben Roethlisberger	at Steelers	09/19
Passing Yards	284	Ben Roethlisberger	at Steelers	09/19
Yards Per Attempt	7.8	Lamar Jackson	vs. Ravens	09/13
Touchdown Passes	1	Ben Roethlisberger	at Steelers	09/19
		Lamar Jackson	vs. Ravens	09/13
Receptions	9	Diontae Johnson	at Steelers	09/19
Receiving Yards	105	Diontae Johnson	at Steelers	09/19
Touchdown Receptions	1	Najee Harris	at Steelers	09/19
		Marquise Brown	vs. Ravens	09/13
Rushing Yards	86	Lamar Jackson	vs. Ravens	09/13
Rushing Attempts	12	Lamar Jackson	vs. Ravens	09/13
Rushing Average	7.2	Ty'Son Williams	vs. Ravens	09/13
Rushing Touchdowns	1	Juju Smith-Schuster	at Steelers	09/19
		Latavius Murray	vs. Ravens	09/13
		Ty'Son Williams	vs. Ravens	09/13
Yards From Scrimmage	105	Diontae Johnson	at Steelers	09/19
Combined Net Yards	113	Ray-Ray McCloud	at Steelers	09/19
Interceptions Made	1	Anthony Averett	vs. Ravens	09/13
Interceptions Thrown	1	Ben Roethlisberger	at Steelers	09/19
Tackles	10	Joe Schobert	at Steelers	09/19
		Robert Spillane	at Steelers	09/19
Sacks	1.0	Melvin Ingram III	at Steelers	09/19
		T.J. Watt	at Steelers	09/19
		Pernell McPhee	vs. Ravens	09/13
		Odafe Oweh	vs. Ravens	09/13
		Patrick Queen	vs. Ravens	09/13
Punts	4	Pressley Harvin III	at Steelers	09/19
		Sam Koch	vs. Ravens	09/13
Punts Inside the 20	3	Pressley Harvin III	at Steelers	09/19
Punting Average	49.3	Pressley Harvin III	at Steelers	09/19
Punt Returns	4	Devin Duvernay	vs. Ravens	09/13
Punt Return Yards	67	Devin Duvernay	vs. Ravens	09/13
Kickoff Returns	4	Ray-Ray McCloud	at Steelers	09/19
Kickoff Return Yards	92	Ray-Ray McCloud	at Steelers	09/19
Field Goals Attempted	2	Justin Tucker	vs. Ravens	09/13
Field Goals Made	2	Justin Tucker	vs. Ravens	09/13

2021 REGULAR SEASON OPPONENTS LONGEST PLAYS

Rushing Long	35	Ty'Son Williams	vs. Ravens	09/13
Touchdown Run	35	Ty'Son Williams	vs. Ravens	09/13
Passing Long	52	Ben Roethlisberger	at Steelers	09/19
Touchdown Pass Long	25	Ben Roethlisberger	at Steelers	09/19
Reception	52	Chase Claypool	at Steelers	09/19
Touchdown Reception	25	Najee Harris	at Steelers	09/19
Punt Return	30	Devin Duvernay	vs. Ravens	09/13
Kickoff Return	28 (2)	Ray-Ray McCloud	at Steelers	09/19
Punt	59	Pressley Harvin III	at Steelers	09/19
Field Goal Made	56	Chris Boswell	at Steelers	09/19
Field Goal Attempt	56 (2)	Chris Boswell	at Steelers	09/19

2021 REGULAR SEASON BIG YARDAGE GAMES

100-YARD PASS RECEIVERS

DATE	OPPONENT	PLAYER	REC.	YDS.	AVG.	LG	TD
9/13	vs. Ravens	Darren Waller	10	105	10.5	24	1
9/19	at Steelers	Henry Ruggs III	5	113	22.6	61T	1

300-YARD PASSERS

DATE	OPPONENT	PLAYER	ATT.	YDS.	COMP.	LG	TD
9/13	vs. Ravens	Derek Carr	56	435	34	37	2
9/19	at Steelers	Derek Carr	37	382	28	61T	2

2021 OPPONENTS BIG YARDAGE GAMES

100-YARD PASS RECEIVERS

DATE	OPPONENT	PLAYER	REC.	YDS.	AVG.	LG	TD
9/19	at Steelers	Diontae Johnson	9	105	11.7	41	0

DATE	OPPONENT	QTR	RAIDERS PLAYER	RUN	PASS	DOWN	RESULT	GAME OUTCOME
09/19	at Pittsburgh	4	Derek Carr -> Henry Ruggs III		61T	3-10-LV 39	Touchdown	W, 26-17
09/13	Baltimore	4	Derek Carr -> Henry Ruggs III		37	3-10-BAL 47	Touchdown	W, 33-27 (ot)
09/13	Baltimore	5	Derek Carr -> Bryan Edwards		32	3-4-BAL 33	Interception	W, 33-27 (ot)
09/13	Baltimore	1	Marcus Mariota run	31		3-1-LV 34	Punt	W, 33-27 (ot)
09/13	Baltimore	5	Derek Carr -> Zay Jones		31T	2-14-BAL 31	Touchdown	W, 33-27 (ot)
09/19	at Pittsburgh	3	Derek Carr -> Henry Ruggs III		30	2-9-PIT 39	Touchdown	W, 26-17
09/13	Baltimore	5	Derek Carr -> Hunter Renfrow		27	2-12-LV 34	Interception	W, 33-27 (ot)
09/19	at Pittsburgh	2	Derek Carr -> Foster Moreau		25	1-10-LV 48	Field Goal	W, 26-17
09/19	at Pittsburgh	4	Derek Carr -> Darren Waller		25	2-7-LV 30	Field Goal	W, 26-17
09/13	Baltimore	2	Derek Carr -> Darren Waller		24	3-1-BAL 43	Touchdown	W, 33-27 (ot)
09/19	at Pittsburgh	3	Derek Carr -> Hunter Renfrow		23	3-9-LV 37	Touchdown	W, 26-17
09/13	Baltimore	4	Derek Carr -> Kenyan Drake		21	3-28-LV 23	Punt	W, 33-27 (ot)
09/13	Baltimore	4	Derek Carr -> Bryan Edwards		20	1-10-LV 25	Field Goal	W, 33-27 (ot)

OPPONENT BIG PLAYS OF 20+ YARDS

DATE	OPPONENT	QTR	OPP. PLAYER	RUN	PASS	DOWN	RESULT	GAME OUTCOME
09/19	at Pittsburgh	4	Ben Roethlisberger -> Chase Claypool		52	2-7-PIT 23	Touchdown	W, 17-26
09/13	Baltimore	4	Lamar Jackson -> Sammy Watkins		49	2-5-BAL 43	Touchdown	W, 27-33 (ot)
09/19	at Pittsburgh	2	Ben Roethlisberger -> Diontae Johnson		41	3-8-LV 46	Touchdown	W, 17-26
09/13	Baltimore	1	Ty'Son Williams run	35T		4-1-LV 35	Touchdown	W, 27-33 (ot)
09/13	Baltimore	2	Lamar Jackson -> Sammy Watkins		29	2-14-LV 43	Touchdown	W, 27-33 (ot)
09/13	Baltimore	2	Lamar Jackson -> Marquise Brown		29	1-10-BAL 32	Touchdown	W, 27-33 (ot)
09/13	Baltimore	4	Lamar Jackson run	28		2-10-BAL 35	Field Goal	W, 27-33 (ot)
09/19	at Pittsburgh	4	Ben Roethlisberger -> Najee Harris		25T	3-10-LV 25	Touchdown	W, 17-26
09/13	Baltimore	1	Lamar Jackson -> Ty'Son Williams		21	2-10-BAL 35	Touchdown	W, 27-33 (ot)

RAIDERS

(AS OF SEP 21, 2021, 1:28 PM PDT)

2021 : REGULAR SEASON

PLAYS			NET YARDS			TIME		
DATE	OPPONENT	PLAYS	DATE	OPPONENT	NET YARDS	DATE	OPPONENT	TIME
9/19	at Pittsburgh	13 (field goal)	9/19	at Pittsburgh	82 (touchdown) [PEN: 0, GROSS: 82]	9/19	at Pittsburgh	6:23 (field goal)
9/13	Baltimore	10 (punt)	9/13	Baltimore	75 (touchdown) [PEN: -10, GROSS: 85]	9/13	Baltimore	5:02 (downs)
9/26	Miami	--	9/13	Baltimore	75 (touchdown) [PEN: 9, GROSS: 66]	9/26	Miami	--
10/4	at L.A. Chargers	--	9/26	Miami	--	10/4	at L.A. Chargers	--
10/10	Chicago	--	10/4	at L.A. Chargers	--	10/10	Chicago	--
10/17	at Denver	--	10/10	Chicago	--	10/17	at Denver	--
10/24	Philadelphia	--	10/17	at Denver	--	10/24	Philadelphia	--
11/7	at N.Y. Giants	--	10/24	Philadelphia	--	11/7	at N.Y. Giants	--
11/14	Kansas City	--	11/7	at N.Y. Giants	--	11/14	Kansas City	--
11/21	Cincinnati	--	11/14	Kansas City	--	11/21	Cincinnati	--
11/25	at Dallas	--	11/21	Cincinnati	--	11/25	at Dallas	--
12/5	Washington	--	11/25	at Dallas	--	12/5	Washington	--
12/12	at Kansas City	--	12/5	Washington	--	12/12	at Kansas City	--
12/19	at Cleveland	--	12/12	at Kansas City	--	12/19	at Cleveland	--
12/26	Denver	--	12/19	at Cleveland	--	12/26	Denver	--
1/2	at Indianapolis	--	12/26	Denver	--	1/2	at Indianapolis	--
1/9	L.A. Chargers	--	1/2	at Indianapolis	--	1/9	L.A. Chargers	--
--	--	--	1/9	L.A. Chargers	--	--	--	--

2021 REGULAR SEASON

WEEK 1: RAIDERS 33, RAVENS 27													SEPTEMBER 13, 2021												
RAIDERS													RAVENS												
#	RECD	LOST	POSS	OBTAINED	BEGAN	PLAYS	YDS	PEN	NET	1ST	ENDED	GIVEN UP	#	RECD	LOST	POSS	OBTAINED	BEGAN	PLAYS	YDS	PEN	NET	1ST	ENDED	GIVEN UP
1	15:00	10:29	4:31	Kickoff	LV 25	10	42	-10	32	2	BAL 43	Punt	1	10:29	05:14	5:15	Punt	BAL 8	8	29	-5	24	2	BAL 32	Punt
2	05:14	04:46	0:28	Punt	LV 24	3	0	0	0	0	LV 24	Punt	2	04:46	01:47	2:59	Punt	BAL 35	6	65	0	65	2	LV 35	TD
3	01:47	00:08	1:39	Kickoff	LV 15	4	13	0	13	1	LV 28	Punt	3	00:08	14:09	0:59	Punt	BAL 20	3	3	0	3	0	BAL 23	Punt
4	14:09	11:30	2:39	Punt	LV 35	3	-5	-6	-11	0	LV 24	Punt	4	11:30	08:52	2:38	Punt	BAL 32	6	68	0	68	3	LV 10	TD
5	08:52	04:14	4:38	Kickoff	LV 25	9	66	9	75	5	BAL 2	TD	5	04:14	01:12	3:02	Kickoff	BAL 25	7	39	0	39	2	LV 36	Downs
6	01:12	00:00	1:12	Downs	LV 36	9	33	15	48	3	BAL 16	Field Goal	6	15:00	13:10	1:50	Kickoff	BAL 25	5	14	5	19	2	BAL 44	Punt
7	13:10	10:48	2:22	Punt	LV 7	3	4	-7	-3	0	LV 4	Punt	7	10:48	08:24	2:24	Punt	LV 38	6	16	0	16	1	LV 22	Field Goal
8	08:24	03:22	5:02	Kickoff	LV 20	8	45	22	67	2	BAL 13	Downs	8	03:22	14:49	3:33	Downs	BAL 13	5	22	-10	12	1	BAL 25	Punt
9	14:49	13:23	1:26	Punt	LV 41	3	8	-5	3	0	LV 44	Punt	9	13:23	11:54	1:29	Punt	BAL 19	3	19	0	19	1	BAL 36	Fumble
10	11:54	09:18	2:36	Fumble	BAL 41	5	41	0	41	3	BAL 15	TD	10	09:18	06:04	3:14	Kickoff	BAL 25	6	75	0	75	3	LV 8	TD
11	06:04	03:44	2:20	Kickoff	LV 25	9	85	-10	75	4	BAL 10	TD	11	03:44	00:37	3:07	Kickoff	BAL 25	8	46	0	46	2	LV 29	Field Goal
12	00:37	00:02	0:35	Kickoff	LV 25	5	38	0	38	2	BAL 37	Field Goal	12	00:02	00:00	0:02	Kickoff	BAL 25	1	-1	0	-1	0	BAL 25	End Half
13	10:00	06:13	3:47	Kickoff	LV 25	9	74	-4	70	3	BAL 5	Int	13	06:13	04:31	1:42	Int	BAL 20	5	7	0	7	1	BAL 33	Fumble
14	04:31	03:38	0:53	Fumble	BAL 27	2	32	-5	27	1	BAL 31	TD													

WEEK 2: RAIDERS 26, STEELERS 17													SEPTEMBER 19, 2021												
RAIDERS													STEELERS												
#	RECD	LOST	POSS	OBTAINED	BEGAN	PLAYS	YDS	PEN	NET	1ST	ENDED	GIVEN UP	#	RECD	LOST	POSS	OBTAINED	BEGAN	PLAYS	YDS	PEN	NET	1ST	ENDED	GIVEN UP
1	11:27	08:15	3:12	Punt	LV 16	6	19	0	19	1	LV 35	Punt	1	15:00	11:27	3:33	Kickoff	PIT 32	6	14	0	14	1	PIT 46	Punt
2	05:44	03:10	2:34	Int	PIT 39	5	17	-5	12	1	PIT 27	Field Goal	2	08:15	05:44	2:31	Punt	PIT 8	5	14	0	14	1	PIT 22	Int
3	13:32	09:34	3:58	Downs	LV 38	8	27	20	47	2	PIT 15	Field Goal	3	03:10	13:32	4:38	Kickoff	PIT 22	10	50	-10	40	2	LV 38	Downs
4	06:25	00:02	6:23	Kickoff	LV 25	13	73	-20	53	5	PIT 22	Field Goal	4	09:34	06:25	3:09	Kickoff	PIT 25	7	75	0	75	4	LV 3	TD
5	15:00	12:15	2:45	Kickoff	LV 25	6	22	0	22	1	LV 47	Punt	5	00:02	00:00	0:02	Kickoff		0	0	0	0	0		End Half
6	09:11	05:02	4:09	Punt	LV 18	7	82	0	82	4	PIT 9	TD	6	12:15	09:11	3:04	Punt	PIT 13	6	20	0	20	1	PIT 33	Punt
7	01:43	12:56	3:47	Punt	LV 3	7	47	0	47	3	PIT 46	Punt	7	05:02	01:43	3:19	Kickoff	PIT 17	6	28	10	38	3	LV 45	Punt
8	11:15	09:35	1:40	Kickoff	LV 25	5	75	0	75	2	LV 39	TD	8	12:56	11:15	1:41	Punt	PIT 20	5	80	0	80	2	LV 25	TD
9	08:23	05:51	2:32	Punt	LV 24	4	14	0	14	1	LV 38	Punt	9	09:35	08:23	1:12	Kickoff	PIT 25	3	9	0	9	0	PIT 34	Punt
10	03:42	00:20	3:22	Kickoff	LV 27	7	46	0	46	2	PIT 27	Field Goal	10	05:51	03:42	2:09	Punt	PIT 32	8	30	0	30	2	LV 38	Field Goal
													11	00:20	00:00	0:20	Kickoff	PIT 25	1	11	0	11	1	PIT 25	End Game

2021 REGULAR SEASON

		RAIDERS								OPPONENT							
DATE	OPPONENT	FIRST HALF				SECOND HALF				FIRST HALF				SECOND HALF			
		PLAYS	YDS	TIME	RESULT	PLAYS	YDS	TIME	RESULT	PLAYS	YDS	TIME	RESULT	PLAYS	YDS	TIME	RESULT
09/13	Ravens	10	32	4:31	Punt	3	-3	2:22	Punt	8	24	5:15	Punt	5	19	1:50	Punt
09/19	at Steelers	6	19	3:12	Punt	6	22	2:45	Punt	6	14	3:33	Punt	6	20	3:04	Punt
09/26	Dolphins	--	--	--	--	--	--	--	--	--	--	--	--	--	--	--	--
10/04	at Chargers	--	--	--	--	--	--	--	--	--	--	--	--	--	--	--	--
10/10	Bears	--	--	--	--	--	--	--	--	--	--	--	--	--	--	--	--
10/17	at Broncos	--	--	--	--	--	--	--	--	--	--	--	--	--	--	--	--
10/24	Eagles	--	--	--	--	--	--	--	--	--	--	--	--	--	--	--	--
11/07	at Giants	--	--	--	--	--	--	--	--	--	--	--	--	--	--	--	--
11/14	Chiefs	--	--	--	--	--	--	--	--	--	--	--	--	--	--	--	--
11/21	Bengals	--	--	--	--	--	--	--	--	--	--	--	--	--	--	--	--
11/25	at Cowboys	--	--	--	--	--	--	--	--	--	--	--	--	--	--	--	--
12/05	Washington	--	--	--	--	--	--	--	--	--	--	--	--	--	--	--	--
12/12	at Chiefs	--	--	--	--	--	--	--	--	--	--	--	--	--	--	--	--
12/19	at Browns	--	--	--	--	--	--	--	--	--	--	--	--	--	--	--	--
12/26	Broncos	--	--	--	--	--	--	--	--	--	--	--	--	--	--	--	--
01/02	at Colts	--	--	--	--	--	--	--	--	--	--	--	--	--	--	--	--
01/09	Chargers	--	--	--	--	--	--	--	--	--	--	--	--	--	--	--	--

ADVANCES CHART

2021 REGULAR SEASON RAIDERS ADVANCES

DATE	OPPONENT	RUSHES	COMPLETIONS	ADVANCES	OUTCOME
09/13	Baltimore	21	34	55	W 33-27 OT
09/19	at Pittsburgh	25	28	53	W 26-17
09/26	Miami	--	--	--	--
10/04	at L.A. Chargers	--	--	--	--
10/10	Chicago	--	--	--	--
10/17	at Denver	--	--	--	--
10/24	Philadelphia	--	--	--	--
11/07	at N.Y. Giants	--	--	--	--
11/14	Kansas City	--	--	--	--
11/21	Cincinnati	--	--	--	--
11/25	at Dallas	--	--	--	--
12/05	Washington	--	--	--	--
12/12	at Kansas City	--	--	--	--
12/19	at Cleveland	--	--	--	--
12/26	Denver	--	--	--	--
01/02	at Indianapolis	--	--	--	--
01/09	L.A. Chargers	--	--	--	--
TOTALS		46	62	108	

2021 REGULAR SEASON OPPONENT ADVANCES

DATE	OPPONENT	RUSHES	COMPLETIONS	ADVANCES	OUTCOME
09/13	Baltimore	34	19	53	W 33-27 OT
09/19	at Pittsburgh	14	27	41	W 26-17
09/26	Miami	--	--	--	--
10/04	at L.A. Chargers	--	--	--	--
10/10	Chicago	--	--	--	--
10/17	at Denver	--	--	--	--
10/24	Philadelphia	--	--	--	--
11/07	at N.Y. Giants	--	--	--	--
11/14	Kansas City	--	--	--	--
11/21	Cincinnati	--	--	--	--
11/25	at Dallas	--	--	--	--
12/05	Washington	--	--	--	--
12/12	at Kansas City	--	--	--	--
12/19	at Cleveland	--	--	--	--
12/26	Denver	--	--	--	--
01/02	at Indianapolis	--	--	--	--
01/09	L.A. Chargers	--	--	--	--
TOTALS		48	46	94	

RAIDERS RECORD WHEN:

Having 45 or more advances	2 - 0
Having 50 or more advances	2 - 0
Having less than 45 advances	0 - 0
Having less than 50 advances	0 - 0
Allowing 45 or more advances	1 - 0
Allowing 50 or more advances	1 - 0
Allowing less than 45 advances	1 - 0
Allowing less than 50 advances	1 - 0

NOTE: Advances equal to all rushing attempts plus completions.

RAIDERS 2021 REGULAR SEASON THIRD DOWN EFFICIENCY

		RAIDERS										Total
Date	Opponent	3rd & 1	3rd & 2	3rd & 3	3rd & 4	3rd & 5	3rd & 6	3rd & 7	3rd & 8	3rd & 9	3rd & 10+	
09/13	Baltimore	3 / 3	0 / 0	0 / 0	1 / 1	0 / 2	0 / 0	0 / 0	0 / 0	1 / 1	2 / 8	7 / 15
09/19	at Pittsburgh	1 / 1	0 / 1	1 / 3	1 / 1	0 / 0	0 / 1	0 / 1	0 / 0	1 / 3	1 / 2	5 / 13
09/26	Miami	--	--	--	--	--	--	--	--	--	--	--
10/04	at L.A. Chargers	--	--	--	--	--	--	--	--	--	--	--
10/10	Chicago	--	--	--	--	--	--	--	--	--	--	--
10/17	at Denver	--	--	--	--	--	--	--	--	--	--	--
10/24	Philadelphia	--	--	--	--	--	--	--	--	--	--	--
11/07	at N.Y. Giants	--	--	--	--	--	--	--	--	--	--	--
11/14	Kansas City	--	--	--	--	--	--	--	--	--	--	--
11/21	Cincinnati	--	--	--	--	--	--	--	--	--	--	--
11/25	at Dallas	--	--	--	--	--	--	--	--	--	--	--
12/05	Washington	--	--	--	--	--	--	--	--	--	--	--
12/12	at Kansas City	--	--	--	--	--	--	--	--	--	--	--
12/19	at Cleveland	--	--	--	--	--	--	--	--	--	--	--
12/26	Denver	--	--	--	--	--	--	--	--	--	--	--
01/02	at Indianapolis	--	--	--	--	--	--	--	--	--	--	--
01/09	L.A. Chargers	--	--	--	--	--	--	--	--	--	--	--
TOTALS		4 / 4	0 / 1	1 / 3	2 / 2	0 / 2	0 / 1	0 / 1	0 / 0	2 / 4	3 / 10	12 / 28
		100.0%	0.0%	33.3%	100.0%	0.0%	0.0%	0.0%	0.0%	50.0%	30.0%	42.9%
		3RD & 1-3: 5 / 8 = 62.5%			3RD & 4-6: 2 / 5 = 40.0%			3RD & 7-10+: 5 / 15 = 33.3%				

OPPONENT 2021 REGULAR SEASON THIRD DOWN EFFICIENCY

		OPPONENT										Total
Date	Opponent	3rd & 1	3rd & 2	3rd & 3	3rd & 4	3rd & 5	3rd & 6	3rd & 7	3rd & 8	3rd & 9	3rd & 10+	
09/13	Baltimore	0 / 0	1 / 1	0 / 1	0 / 1	0 / 1	2 / 3	0 / 4	0 / 0	0 / 0	0 / 1	3 / 12
09/19	at Pittsburgh	0 / 0	1 / 1	0 / 0	0 / 1	1 / 1	0 / 1	0 / 0	2 / 2	0 / 1	1 / 5	5 / 12
09/26	Miami	--	--	--	--	--	--	--	--	--	--	--
10/04	at L.A. Chargers	--	--	--	--	--	--	--	--	--	--	--
10/10	Chicago	--	--	--	--	--	--	--	--	--	--	--
10/17	at Denver	--	--	--	--	--	--	--	--	--	--	--
10/24	Philadelphia	--	--	--	--	--	--	--	--	--	--	--
11/07	at N.Y. Giants	--	--	--	--	--	--	--	--	--	--	--
11/14	Kansas City	--	--	--	--	--	--	--	--	--	--	--
11/21	Cincinnati	--	--	--	--	--	--	--	--	--	--	--
11/25	at Dallas	--	--	--	--	--	--	--	--	--	--	--
12/05	Washington	--	--	--	--	--	--	--	--	--	--	--
12/12	at Kansas City	--	--	--	--	--	--	--	--	--	--	--
12/19	at Cleveland	--	--	--	--	--	--	--	--	--	--	--
12/26	Denver	--	--	--	--	--	--	--	--	--	--	--
01/02	at Indianapolis	--	--	--	--	--	--	--	--	--	--	--
01/09	L.A. Chargers	--	--	--	--	--	--	--	--	--	--	--
TOTALS		0 / 0	2 / 2	0 / 1	0 / 2	1 / 2	2 / 4	0 / 4	2 / 2	0 / 1	1 / 6	8 / 24
		0.0%	100.0%	0.0%	0.0%	50.0%	50.0%	0.0%	100.0%	0.0%	16.7%	33.3%
		3RD & 1-3: 2 / 3 = 66.7%			3RD & 4-6: 3 / 8 = 37.5%			3RD & 7-10+: 3 / 13 = 23.1%				

2021 REGULAR SEASON FOURTH DOWN EFFICIENCY

Date	Opponent	RAIDERS						OPPONENT					
		4th & 1	4th & 2	4th & 3	4th & 4	4th & 5+	Total	4th & 1	4th & 2	4th & 3	4th & 4	4th & 5+	Total
09/13	Baltimore	0 / 1	0 / 0	0 / 0	0 / 0	0 / 0	0 / 1	1 / 2	0 / 0	0 / 0	0 / 0	0 / 0	1 / 2
09/19	at Pittsburgh	1 / 1	0 / 0	0 / 0	0 / 0	0 / 0	1 / 1	0 / 0	0 / 0	0 / 0	0 / 1	0 / 0	0 / 1
09/26	Miami	--	--	--	--	--	--	--	--	--	--	--	--
10/04	at L.A. Chargers	--	--	--	--	--	--	--	--	--	--	--	--
10/10	Chicago	--	--	--	--	--	--	--	--	--	--	--	--
10/17	at Denver	--	--	--	--	--	--	--	--	--	--	--	--
10/24	Philadelphia	--	--	--	--	--	--	--	--	--	--	--	--
11/07	at N.Y. Giants	--	--	--	--	--	--	--	--	--	--	--	--
11/14	Kansas City	--	--	--	--	--	--	--	--	--	--	--	--
11/21	Cincinnati	--	--	--	--	--	--	--	--	--	--	--	--
11/25	at Dallas	--	--	--	--	--	--	--	--	--	--	--	--
12/05	Washington	--	--	--	--	--	--	--	--	--	--	--	--
12/12	at Kansas City	--	--	--	--	--	--	--	--	--	--	--	--
12/19	at Cleveland	--	--	--	--	--	--	--	--	--	--	--	--
12/26	Denver	--	--	--	--	--	--	--	--	--	--	--	--
01/02	at Indianapolis	--	--	--	--	--	--	--	--	--	--	--	--
01/09	L.A. Chargers	--	--	--	--	--	--	--	--	--	--	--	--
TOTALS		1 / 2	0 / 0	0 / 0	0 / 0	0 / 0	1 / 2	1 / 2	0 / 0	0 / 0	0 / 1	0 / 0	1 / 3
		50.0%	0.0%	0.0%	0.0%	0.0%	50.0%	50.0%	0.0%	0.0%	0.0%	0.0%	33.3%

2020 REGULAR SEASON 100.0+ PASSER RATING

RAIDERS

PASSING GAMES

DATE	OPPONENT	PLAYER	ATT	CMP	YDS	CMP%	YDS/ATT	YDS/CMP	TD	TD%	INT	INT%	LONG	SACK/LOST	RATING
09/13	at Carolina	Derek Carr	30	22	239	73.33%	7.97	10.86	1	3.33%	0	0.00%	45	0/0	107.50
09/21	vs. New Orleans	Derek Carr	38	28	284	73.68%	7.47	10.14	3	7.89%	0	0.00%	31	3/23	120.90
09/27	at New England	Derek Carr	32	24	261	75.00%	8.16	10.88	2	6.25%	0	0.00%	34	2/12	119.40
10/04	vs. Buffalo	Derek Carr	44	32	311	72.73%	7.07	9.72	2	4.55%	0	0.00%	37	2/14	107.30
10/11	at Kansas City	Derek Carr	31	22	347	70.97%	11.19	15.77	3	9.68%	1	3.23%	72t	1/1	126.70
11/08	at L.A. Chargers	Derek Carr	23	13	165	56.52%	7.17	12.69	2	8.70%	0	0.00%	53	1/5	108.10
11/22	vs. Kansas City	Derek Carr	31	23	275	74.19%	8.87	11.96	3	9.68%	1	3.23%	29	0/0	119.70
12/26	vs. Miami	Derek Carr	34	21	336	61.76%	9.88	16.00	1	2.94%	0	0.00%	85t	3/22	104.50

2020 OPPONENTS 100.0+ PASSER RATING

PASSING GAMES

DATE	OPPONENT	PLAYER	ATT	CMP	YDS	CMP%	YDS/ATT	YDS/CMP	TD	TD%	INT	INT%	LONG	SACK/LOST	RATING
10/04	vs. Buffalo	Josh Allen	34	24	288	70.59%	8.47	12.00	2	5.88%	0	0.00%	49	1/14	115.80
10/25	vs. Tampa Bay	Tom Brady	45	33	369	73.33%	8.20	11.18	4	8.89%	0	0.00%	35	0/0	127.00
11/08	at L.A. Chargers	Justin Herbert	42	28	326	66.67%	7.76	11.64	2	4.76%	0	0.00%	50	2/14	105.90
11/22	vs. Kansas City	Patrick Mahomes	45	34	348	75.56%	7.73	10.24	2	4.44%	1	2.22%	22t	0/0	102.80
12/13	vs. Indianapolis	Philip Rivers	28	19	244	67.86%	8.71	12.84	2	7.14%	0	0.00%	41t	0/0	118.80
12/17	vs. L.A. Chargers	Justin Herbert	32	22	314	68.75%	9.81	14.27	2	6.25%	0	0.00%	53	1/8	121.10
01/03	at Denver	Drew Lock	41	25	339	60.98%	8.27	13.56	2	4.88%	0	0.00%	92t	2/15	103.60

*Need minimum of 20 attempts to qualify

2021 REGULAR SEASON

Date	Opponent	Quarterback	Loss	0-9	10-19	20-29	30-39	40-49	50+
09/13	Baltimore	Carr	--	16	11 (1)	4	3 (1)	--	--
09/19	at Pittsburgh	Carr	--	12 (1)	11	3	1	--	1 (1)
09/26	Miami	--	--	--	--	--	--	--	--
10/04	at L.A. Chargers	--	--	--	--	--	--	--	--
10/10	Chicago	--	--	--	--	--	--	--	--
10/17	at Denver	--	--	--	--	--	--	--	--
10/24	Philadelphia	--	--	--	--	--	--	--	--
11/07	at N.Y. Giants	--	--	--	--	--	--	--	--
11/14	Kansas City	--	--	--	--	--	--	--	--
11/21	Cincinnati	--	--	--	--	--	--	--	--
11/25	at Dallas	--	--	--	--	--	--	--	--
12/05	Washington	--	--	--	--	--	--	--	--
12/12	at Kansas City	--	--	--	--	--	--	--	--
12/19	at Cleveland	--	--	--	--	--	--	--	--
12/26	Denver	--	--	--	--	--	--	--	--
01/02	at Indianapolis	--	--	--	--	--	--	--	--
01/09	L.A. Chargers	--	--	--	--	--	--	--	--
PLAYER TOTALS		Carr	--	28 (1)	22 (1)	7	4 (1)	--	1 (1)
TEAM TOTALS			--	28 (1)	22 (1)	7	4 (1)	--	1 (1)

RAIDERS 2021 REGULAR SEASON YARDS GAINED BY DOWN

RAIDERS												OPPONENT													
		1ST DOWN			2ND DOWN			3RD DOWN			4TH DOWN			1ST DOWN			2ND DOWN			3RD DOWN			4TH DOWN		
Date	Opponent	Att	Yds	Avg	Att	Yds	Avg	Att	Yds	Avg	Att	Yds	Avg	Att	Yds	Avg	Att	Yds	Avg	Att	Yds	Avg	Att	Yds	Avg
09/13	Baltimore	37	170	4.6	27	159	5.9	15	167	11.1	1	0	0.0	30	141	4.7	23	223	9.7	12	15	1.3	2	35	17.5
09/19	at Pittsburgh	30	189	6.3	20	114	5.7	13	120	9.2	1	2	2.0	23	91	4.0	20	130	6.5	12	110	9.2	1	0	0.0
09/26	Miami	--	--	--	--	--	--	--	--	--	--	--	--	--	--	--	--	--	--	--	--	--	--	--	--
10/04	at L.A. Chargers	--	--	--	--	--	--	--	--	--	--	--	--	--	--	--	--	--	--	--	--	--	--	--	--
10/10	Chicago	--	--	--	--	--	--	--	--	--	--	--	--	--	--	--	--	--	--	--	--	--	--	--	--
10/17	at Denver	--	--	--	--	--	--	--	--	--	--	--	--	--	--	--	--	--	--	--	--	--	--	--	--
10/24	Philadelphia	--	--	--	--	--	--	--	--	--	--	--	--	--	--	--	--	--	--	--	--	--	--	--	--
11/07	at N.Y. Giants	--	--	--	--	--	--	--	--	--	--	--	--	--	--	--	--	--	--	--	--	--	--	--	--
11/14	Kansas City	--	--	--	--	--	--	--	--	--	--	--	--	--	--	--	--	--	--	--	--	--	--	--	--
11/21	Cincinnati	--	--	--	--	--	--	--	--	--	--	--	--	--	--	--	--	--	--	--	--	--	--	--	--
11/25	at Dallas	--	--	--	--	--	--	--	--	--	--	--	--	--	--	--	--	--	--	--	--	--	--	--	--
12/05	Washington	--	--	--	--	--	--	--	--	--	--	--	--	--	--	--	--	--	--	--	--	--	--	--	--
12/12	at Kansas City	--	--	--	--	--	--	--	--	--	--	--	--	--	--	--	--	--	--	--	--	--	--	--	--
12/19	at Cleveland	--	--	--	--	--	--	--	--	--	--	--	--	--	--	--	--	--	--	--	--	--	--	--	--
12/26	Denver	--	--	--	--	--	--	--	--	--	--	--	--	--	--	--	--	--	--	--	--	--	--	--	--
01/02	at Indianapolis	--	--	--	--	--	--	--	--	--	--	--	--	--	--	--	--	--	--	--	--	--	--	--	--
01/09	L.A. Chargers	--	--	--	--	--	--	--	--	--	--	--	--	--	--	--	--	--	--	--	--	--	--	--	--
TOTALS		67	359	5.4	47	273	5.8	28	287	10.3	2	2	1.0	53	232	4.4	43	353	8.2	24	125	5.2	3	35	11.7

BIG RETURNS: KICKOFF AND PUNT							
DATE	OPPONENT	QTR	RETURN	RAIDERS PLAYER	YDS.	DOWN	RESULT
09/13	Baltimore	3	Kickoff	Henry Ruggs III	20	BAL 13	Punt
09/19	at Pittsburgh	4	Kickoff	Henry Ruggs III	22	LV 35	End Game
09/26		--	--	--	--	--	--
10/04		--	--	--	--	--	--
10/10		--	--	--	--	--	--
10/17		--	--	--	--	--	--
10/24		--	--	--	--	--	--
11/07		--	--	--	--	--	--
11/14		--	--	--	--	--	--
11/21		--	--	--	--	--	--
11/25		--	--	--	--	--	--
12/05		--	--	--	--	--	--
12/12		--	--	--	--	--	--
12/19		--	--	--	--	--	--
12/26		--	--	--	--	--	--
01/02		--	--	--	--	--	--
01/09		--	--	--	--	--	--

DATE	OPPONENT	QTR	RETURN	OPP. PLAYER	YDS.	DOWN	RESULT
09/13	Baltimore	1	Punt	Devin Duvernay	22	BAL 35	Touchdown
		3	Punt	Devin Duvernay	30	LV 38	Field Goal
09/19	at Pittsburgh	1	Kickoff	Ray-Ray McCloud	28	LV 16	Punt
		1	Kickoff	Ray-Ray McCloud	28	50	Punt
09/26		--	--	--	--	--	--
10/04		--	--	--	--	--	--
10/10		--	--	--	--	--	--
10/17		--	--	--	--	--	--
10/24		--	--	--	--	--	--
11/07		--	--	--	--	--	--
11/14		--	--	--	--	--	--
11/21		--	--	--	--	--	--
11/25		--	--	--	--	--	--
12/05		--	--	--	--	--	--
12/12		--	--	--	--	--	--
12/19		--	--	--	--	--	--
12/26		--	--	--	--	--	--
01/02		--	--	--	--	--	--
01/09		--	--	--	--	--	--

2021 REGULAR SEASON - DEFENSIVE TAKEAWAYS

DATE	OPPONENT	TAKEAWAY	QTR.	SCORE	YD-LINE	RESULT
09/13	Baltimore	D. Perryman FR (Q. Jefferson FF) D. Philon FR (C. Nassib FF)	4 5	10-17 27-27	BLT-42 BLT-27	TD TD
09/19	at Pittsburgh	T. Mullen Jr. INT (B. Roethlisberger)	1	0-0	LV-46	FG
09/26	Miami	--	--	--	--	--
10/04	at L.A. Chargers	--	--	--	--	--
10/10	Chicago	--	--	--	--	--
10/17	at Denver	--	--	--	--	--
10/24	Philadelphia	--	--	--	--	--
11/07	at N.Y. Giants	--	--	--	--	--
11/14	Kansas City	--	--	--	--	--
11/21	Cincinnati	--	--	--	--	--
11/25	at Dallas	--	--	--	--	--
12/05	Washington	--	--	--	--	--
12/12	at Kansas City	--	--	--	--	--
12/19	at Cleveland	--	--	--	--	--
12/26	Denver	--	--	--	--	--
01/02	at Indianapolis	--	--	--	--	--
01/09	L.A. Chargers	--	--	--	--	--

2021 REGULAR SEASON - OFFENSIVE GIVEAWAYS

DATE	OPPONENT	TAKEAWAY	QTR.	SCORE	YD-LINE	RESULT
09/13	Baltimore	D. Carr INT (A. Averett: touchback)	5	27-27	BLT-(-3)	Fumble
09/19	at Pittsburgh	None				
09/26	Miami	--	--	--	--	--
10/04	at L.A. Chargers	--	--	--	--	--
10/10	Chicago	--	--	--	--	--
10/17	at Denver	--	--	--	--	--
10/24	Philadelphia	--	--	--	--	--
11/07	at N.Y. Giants	--	--	--	--	--
11/14	Kansas City	--	--	--	--	--
11/21	Cincinnati	--	--	--	--	--
11/25	at Dallas	--	--	--	--	--
12/05	Washington	--	--	--	--	--
12/12	at Kansas City	--	--	--	--	--
12/19	at Cleveland	--	--	--	--	--
12/26	Denver	--	--	--	--	--
01/02	at Indianapolis	--	--	--	--	--
01/09	L.A. Chargers	--	--	--	--	--

2021 REGULAR SEASON - TURNOVERS

Offense:	1 Giveaway 0 Points (0 TD, 0 FG)	Ratio +2 (3 takes, 1 give)
Defense:	3 Takeaways 16 Points (2 TD, 1 FG)	
Special Teams:	0 Giveaways 0 Points (0 TD, 0 FG) 0 Takeaways 0 Points (0 TD, 0 FG)	Points Off Turnovers Ratio +16 (16 scored, 0 allowed)

		FORCED TURNOVERS			TURNOVERS CONVERTED					OUTCOME	
DATE	OPPONENT	FUM	INTS	TOTAL	TD	FG	PTS.	PTS. PCT.	TD PCT.	NET DIFF.	RESULT
09/13	Las Vegas	2	0	2	2	0	13	100.0	100.0	+1	33-27 Las Vegas
	Baltimore	0	1	1	0	0	0	0.0	0.0	-1	
09/19	Las Vegas	0	1	1	0	1	3	100.0	0.0	+1	26-17 Las Vegas
	at Pittsburgh	0	0	0	0	0	0	0.0	0.0	-1	
09/26	Miami	--	--	--	--	--	--	--	--	--	--
10/04	at L.A. Chargers	--	--	--	--	--	--	--	--	--	--
10/10	Chicago	--	--	--	--	--	--	--	--	--	--
10/17	at Denver	--	--	--	--	--	--	--	--	--	--
10/24	Philadelphia	--	--	--	--	--	--	--	--	--	--
11/07	at N.Y. Giants	--	--	--	--	--	--	--	--	--	--
11/14	Kansas City	--	--	--	--	--	--	--	--	--	--
11/21	Cincinnati	--	--	--	--	--	--	--	--	--	--
11/25	at Dallas	--	--	--	--	--	--	--	--	--	--
12/05	Washington	--	--	--	--	--	--	--	--	--	--
12/12	at Kansas City	--	--	--	--	--	--	--	--	--	--
12/19	at Cleveland	--	--	--	--	--	--	--	--	--	--
12/26	Denver	--	--	--	--	--	--	--	--	--	--
01/02	at Indianapolis	--	--	--	--	--	--	--	--	--	--
01/09	L.A. Chargers	--	--	--	--	--	--	--	--	--	--
	RAIDERS	2	1	3	2	1	16	100.0	66.7	+2	2-0
	OPPONENTS	0	1	1	0	0	0	0.0	0.0	-2	0-2

RAIDERS 2021 REGULAR SEASON INSIDE 20 EFFICIENCY

RAIDERS																		
Date	Opponent	Pos	TD	PAT	2-Pt.	Miss PAT	FG	FGA	Blk/MFG	INT	Fum	Dwns	Drive Ends			TD%	Score Pct.	Pts/Poss
09/13	Baltimore	6	3	3	0	0	1	1	0	1	0	1	0	0	24	50.0	66.7	4.0
09/19	at Pittsburgh	3	1	1	0	0	2	2	0	0	0	0	0	0	13	33.3	100.0	4.3
09/26	Miami	--	--	--	--	--	--	--	--	--	--	--	--	--	--	--	--	--
10/04	at L.A. Chargers	--	--	--	--	--	--	--	--	--	--	--	--	--	--	--	--	--
10/10	Chicago	--	--	--	--	--	--	--	--	--	--	--	--	--	--	--	--	--
10/17	at Denver	--	--	--	--	--	--	--	--	--	--	--	--	--	--	--	--	--
10/24	Philadelphia	--	--	--	--	--	--	--	--	--	--	--	--	--	--	--	--	--
11/07	at N.Y. Giants	--	--	--	--	--	--	--	--	--	--	--	--	--	--	--	--	--
11/14	Kansas City	--	--	--	--	--	--	--	--	--	--	--	--	--	--	--	--	--
11/21	Cincinnati	--	--	--	--	--	--	--	--	--	--	--	--	--	--	--	--	--
11/25	at Dallas	--	--	--	--	--	--	--	--	--	--	--	--	--	--	--	--	--
12/05	Washington	--	--	--	--	--	--	--	--	--	--	--	--	--	--	--	--	--
12/12	at Kansas City	--	--	--	--	--	--	--	--	--	--	--	--	--	--	--	--	--
12/19	at Cleveland	--	--	--	--	--	--	--	--	--	--	--	--	--	--	--	--	--
12/26	Denver	--	--	--	--	--	--	--	--	--	--	--	--	--	--	--	--	--
01/02	at Indianapolis	--	--	--	--	--	--	--	--	--	--	--	--	--	--	--	--	--
01/09	L.A. Chargers	--	--	--	--	--	--	--	--	--	--	--	--	--	--	--	--	--
TOTALS		9	4	4	0	0	3	3	0	1	0	1	0	0	37	44.4	77.8	4.1

OPPONENT 2021 REGULAR SEASON INSIDE 20 EFFICIENCY

OPPONENT																		
Date	Opponent	Pos	TD	PAT	2-Pt.	Miss PAT	FG	FGA	Blk/MFG	INT	Fum	Dwns	Drive Ends			TD%	Score Pct.	Pts/Poss
09/13	Baltimore	2	2	2	0	0	0	0	0	0	0	0	0	0	14	100.0	100.0	7.0
09/19	at Pittsburgh	1	1	1	0	0	0	0	0	0	0	0	0	0	7	100.0	100.0	7.0
09/26	Miami	--	--	--	--	--	--	--	--	--	--	--	--	--	--	--	--	--
10/04	at L.A. Chargers	--	--	--	--	--	--	--	--	--	--	--	--	--	--	--	--	--
10/10	Chicago	--	--	--	--	--	--	--	--	--	--	--	--	--	--	--	--	--
10/17	at Denver	--	--	--	--	--	--	--	--	--	--	--	--	--	--	--	--	--
10/24	Philadelphia	--	--	--	--	--	--	--	--	--	--	--	--	--	--	--	--	--
11/07	at N.Y. Giants	--	--	--	--	--	--	--	--	--	--	--	--	--	--	--	--	--
11/14	Kansas City	--	--	--	--	--	--	--	--	--	--	--	--	--	--	--	--	--
11/21	Cincinnati	--	--	--	--	--	--	--	--	--	--	--	--	--	--	--	--	--
11/25	at Dallas	--	--	--	--	--	--	--	--	--	--	--	--	--	--	--	--	--
12/05	Washington	--	--	--	--	--	--	--	--	--	--	--	--	--	--	--	--	--
12/12	at Kansas City	--	--	--	--	--	--	--	--	--	--	--	--	--	--	--	--	--
12/19	at Cleveland	--	--	--	--	--	--	--	--	--	--	--	--	--	--	--	--	--
12/26	Denver	--	--	--	--	--	--	--	--	--	--	--	--	--	--	--	--	--
01/02	at Indianapolis	--	--	--	--	--	--	--	--	--	--	--	--	--	--	--	--	--
01/09	L.A. Chargers	--	--	--	--	--	--	--	--	--	--	--	--	--	--	--	--	--
TOTALS		3	3	3	0	0	0	0	0	0	0	0	0	0	21	100.0	100.0	7.0

RAIDERS

<u>Date/Opp.</u>	<u>Quarter</u>	<u>Score</u>	<u>Kicker</u>	<u>Recovered by</u>	<u>Yard line recovered at</u>
9/13 vs. Bal.	----	----	----	----	----
9/19 at Pit.	----	----	----	----	----
9/26 vs. Mia.	----	----	----	----	----
10/4 vs. at LAC	----	----	----	----	----
10/10 vs. Chi.	----	----	----	----	----
10/17 at Den.	----	----	----	----	----
10/24 vs. Phi.	----	----	----	----	----
11/7 at NYG	----	----	----	----	----
11/14 vs. KC	----	----	----	----	----
11/21 vs. Cin.	----	----	----	----	----
11/25 at Dal.	----	----	----	----	----
12/5 vs. Was.	----	----	----	----	----
12/12 at KC	----	----	----	----	----
TBD at Cle.	----	----	----	----	----
12/26 vs. Den.	----	----	----	----	----
1/2 at Ind.	----	----	----	----	----
1/9 vs. Den.	----	----	----	----	----

Notes:

OPPONENTS

<u>Date/Opp.</u>	<u>Quarter</u>	<u>Score</u>	<u>Kicker</u>	<u>Recovered by</u>	<u>Yard line recovered at</u>
9/13 vs. Bal.	----	----	----	----	----
9/19 at Pit.	----	----	----	----	----
9/26 vs. Mia.	----	----	----	----	----
10/4 vs. at LAC	----	----	----	----	----
10/10 vs. Chi.	----	----	----	----	----
10/17 at Den.	----	----	----	----	----
10/24 vs. Phi.	----	----	----	----	----
11/7 at NYG	----	----	----	----	----
11/14 vs. KC	----	----	----	----	----
11/21 vs. Cin.	----	----	----	----	----
11/25 at Dal.	----	----	----	----	----
12/5 vs. Was.	----	----	----	----	----
12/12 at KC	----	----	----	----	----
TBD at Cle.	----	----	----	----	----
12/26 vs. Den.	----	----	----	----	----
1/2 at Ind.	----	----	----	----	----
1/9 vs. Den.	----	----	----	----	----

Notes:

RAIDERS

DATE	OPPONENT	QUARTER	SCORE	TYPE	BLOCKED BY	RECOVERED BY
09/13	Baltimore	--	--	--	--	--
09/19	at Pittsburgh	--	--	--	--	--
09/26	Miami	--	--	--	--	--
10/04	at L.A. Chargers	--	--	--	--	--
10/10	Chicago	--	--	--	--	--
10/17	at Denver	--	--	--	--	--
10/24	Philadelphia	--	--	--	--	--
11/07	at N.Y. Giants	--	--	--	--	--
11/14	Kansas City	--	--	--	--	--
11/21	Cincinnati	--	--	--	--	--
11/25	at Dallas	--	--	--	--	--
12/05	Washington	--	--	--	--	--
12/12	at Kansas City	--	--	--	--	--
12/19	at Cleveland	--	--	--	--	--
12/26	Denver	--	--	--	--	--
01/02	at Indianapolis	--	--	--	--	--
01/09	L.A. Chargers	--	--	--	--	--

OPPONENTS

DATE	OPPONENT	QUARTER	SCORE	TYPE	BLOCKED BY	RECOVERED BY
09/13	Baltimore	--	--	--	--	--
09/19	at Pittsburgh	--	--	--	--	--
09/26	Miami	--	--	--	--	--
10/04	at L.A. Chargers	--	--	--	--	--
10/10	Chicago	--	--	--	--	--
10/17	at Denver	--	--	--	--	--
10/24	Philadelphia	--	--	--	--	--
11/07	at N.Y. Giants	--	--	--	--	--
11/14	Kansas City	--	--	--	--	--
11/21	Cincinnati	--	--	--	--	--
11/25	at Dallas	--	--	--	--	--
12/05	Washington	--	--	--	--	--
12/12	at Kansas City	--	--	--	--	--
12/19	at Cleveland	--	--	--	--	--
12/26	Denver	--	--	--	--	--
01/02	at Indianapolis	--	--	--	--	--
01/09	L.A. Chargers	--	--	--	--	--

RAIDERS

DATE	OPPONENT	QUARTER	SCORE BEFORE TRY	RESULT	PLAY
09/13	Baltimore	--	--	--	--
09/19	at Pittsburgh	--	--	--	--
09/26	Miami	--	--	--	--
10/04	at L.A. Chargers	--	--	--	--
10/10	Chicago	--	--	--	--
10/17	at Denver	--	--	--	--
10/24	Philadelphia	--	--	--	--
11/07	at N.Y. Giants	--	--	--	--
11/14	Kansas City	--	--	--	--
11/21	Cincinnati	--	--	--	--
11/25	at Dallas	--	--	--	--
12/05	Washington	--	--	--	--
12/12	at Kansas City	--	--	--	--
12/19	at Cleveland	--	--	--	--
12/26	Denver	--	--	--	--
01/02	at Indianapolis	--	--	--	--
01/09	L.A. Chargers	--	--	--	--

OPPONENTS

DATE	OPPONENT	QUARTER	SCORE BEFORE TRY	RESULT	PLAY
09/13	Baltimore	--	--	--	--
09/19	at Pittsburgh	--	--	--	--
09/26	Miami	--	--	--	--
10/04	at L.A. Chargers	--	--	--	--
10/10	Chicago	--	--	--	--
10/17	at Denver	--	--	--	--
10/24	Philadelphia	--	--	--	--
11/07	at N.Y. Giants	--	--	--	--
11/14	Kansas City	--	--	--	--
11/21	Cincinnati	--	--	--	--
11/25	at Dallas	--	--	--	--
12/05	Washington	--	--	--	--
12/12	at Kansas City	--	--	--	--
12/19	at Cleveland	--	--	--	--
12/26	Denver	--	--	--	--
01/02	at Indianapolis	--	--	--	--
01/09	L.A. Chargers	--	--	--	--

SCORING BREAKDOWN

RAIDERS

DATE	OPPONENT	FIRST QUARTER	SECOND QUARTER	FIRST HALF	THIRD QUARTER	FOURTH QUARTER	SECOND HALF	OVERTIME	TOTAL
09/13	Baltimore	0	10	10	0	17	17	6	33
09/19	at Pittsburgh	3	6	9	7	10	17	--	26
12/31	at	--	--	0	--	--	0	--	--
12/31	at	--	--	0	--	--	0	--	--
12/31	at	--	--	0	--	--	0	--	--
12/31	at	--	--	0	--	--	0	--	--
12/31	at	--	--	0	--	--	0	--	--
12/31	at	--	--	0	--	--	0	--	--
12/31	at	--	--	0	--	--	0	--	--
12/31	at	--	--	0	--	--	0	--	--
12/31	at	--	--	0	--	--	0	--	--
12/31	at	--	--	0	--	--	0	--	--
12/31	at	--	--	0	--	--	0	--	--
12/31	at	--	--	0	--	--	0	--	--
12/31	at	--	--	0	--	--	0	--	--
12/31	at	--	--	0	--	--	0	--	--
12/31	at	--	--	0	--	--	0	--	--
09/26	Miami	--	--	--	--	--	--	--	--
10/04	at L.A. Chargers	--	--	--	--	--	--	--	--
10/10	Chicago	--	--	--	--	--	--	--	--
10/17	at Denver	--	--	--	--	--	--	--	--
10/24	Philadelphia	--	--	--	--	--	--	--	--
11/07	at N.Y. Giants	--	--	--	--	--	--	--	--
11/14	Kansas City	--	--	--	--	--	--	--	--
11/21	Cincinnati	--	--	--	--	--	--	--	--
11/25	at Dallas	--	--	--	--	--	--	--	--
12/05	Washington	--	--	--	--	--	--	--	--
12/12	at Kansas City	--	--	--	--	--	--	--	--
12/19	at Cleveland	--	--	--	--	--	--	--	--
12/26	Denver	--	--	--	--	--	--	--	--
01/02	at Indianapolis	--	--	--	--	--	--	--	--
01/09	L.A. Chargers	--	--	--	--	--	--	--	--
TOTALS		3	16	19	7	27	34	6	59

OPPONENTS

DATE	OPPONENT	FIRST QUARTER	SECOND QUARTER	FIRST HALF	THIRD QUARTER	FOURTH QUARTER	SECOND HALF	OVERTIME	TOTAL
09/13	Baltimore	7	7	14	3	10	13	0	27
09/19	at Pittsburgh	0	7	7	0	10	10	--	17
12/31	at	--	--	0	--	--	0	--	--
12/31	at	--	--	0	--	--	0	--	--
12/31	at	--	--	0	--	--	0	--	--
12/31	at	--	--	0	--	--	0	--	--
12/31	at	--	--	0	--	--	0	--	--
12/31	at	--	--	0	--	--	0	--	--
12/31	at	--	--	0	--	--	0	--	--
12/31	at	--	--	0	--	--	0	--	--
12/31	at	--	--	0	--	--	0	--	--
12/31	at	--	--	0	--	--	0	--	--
12/31	at	--	--	0	--	--	0	--	--
12/31	at	--	--	0	--	--	0	--	--
12/31	at	--	--	0	--	--	0	--	--
12/31	at	--	--	0	--	--	0	--	--
12/31	at	--	--	0	--	--	0	--	--
09/26	Miami	--	--	--	--	--	--	--	--
10/04	at L.A. Chargers	--	--	--	--	--	--	--	--
10/10	Chicago	--	--	--	--	--	--	--	--
10/17	at Denver	--	--	--	--	--	--	--	--
10/24	Philadelphia	--	--	--	--	--	--	--	--

11/07	at N.Y. Giants	--	--	--	--	--	--	--	--
11/14	Kansas City	--	--	--	--	--	--	--	--
11/21	Cincinnati	--	--	--	--	--	--	--	--
11/25	at Dallas	--	--	--	--	--	--	--	--
12/05	Washington	--	--	--	--	--	--	--	--
12/12	at Kansas City	--	--	--	--	--	--	--	--
12/19	at Cleveland	--	--	--	--	--	--	--	--
12/26	Denver	--	--	--	--	--	--	--	--
01/02	at Indianapolis	--	--	--	--	--	--	--	--
01/09	L.A. Chargers	--	--	--	--	--	--	--	--
TOTALS		7	14	21	3	20	23	0	44

GOAL TO GO SITUATIONS

DATE	OPPONENT	OFFENSE	DEFENSE
09/13	Baltimore	TD - Run TD - Pass Interception	TD - Run
09/19	at Pittsburgh	Field Goal - 41 yards TD - Pass	TD - Run
09/26	Miami	--	--
10/04	at L.A. Chargers	--	--
10/10	Chicago	--	--
10/17	at Denver	--	--
10/24	Philadelphia	--	--
11/07	at N.Y. Giants	--	--
11/14	Kansas City	--	--
11/21	Cincinnati	--	--
11/25	at Dallas	--	--
12/05	Washington	--	--
12/12	at Kansas City	--	--
12/19	at Cleveland	--	--
12/26	Denver	--	--
01/02	at Indianapolis	--	--
01/09	L.A. Chargers	--	--

OFFENSE DEFENSE

Goal-To-Go Situations	5	2
Scores	4	2
Touchdowns	3	2
Field Goals	1	0
Total Points	24	14
Fumbles	0	0
Interceptions	1	0
Missed Field Goals	0	0
Lost on Downs	0	0
End of Half/Game	0	0
Goal-to-Go Percentage	60.0	100.0

RAIDERS 2021 REGULAR SEASON GOAL-TO-GO

RAIDERS																		
Date	Opponent	Pos	TD	PAT	2-Pt.	Miss PAT	FG	FGA	Blk/MFG	INT	Fum	Dwns	Drive Ends			TD%	Score Pct.	Pts/Poss
09/13	Baltimore	3	2	2	0	0	0	0	0	1	0	0	0	0	14	66.7	66.7	4.7
09/19	at Pittsburgh	2	1	1	0	0	1	1	0	0	0	0	0	0	10	50.0	100.0	5.0
09/26	Miami	--	--	--	--	--	--	--	--	--	--	--	--	--	--	--	--	--
10/04	at L.A. Chargers	--	--	--	--	--	--	--	--	--	--	--	--	--	--	--	--	--
10/10	Chicago	--	--	--	--	--	--	--	--	--	--	--	--	--	--	--	--	--
10/17	at Denver	--	--	--	--	--	--	--	--	--	--	--	--	--	--	--	--	--
10/24	Philadelphia	--	--	--	--	--	--	--	--	--	--	--	--	--	--	--	--	--
11/07	at N.Y. Giants	--	--	--	--	--	--	--	--	--	--	--	--	--	--	--	--	--
11/14	Kansas City	--	--	--	--	--	--	--	--	--	--	--	--	--	--	--	--	--
11/21	Cincinnati	--	--	--	--	--	--	--	--	--	--	--	--	--	--	--	--	--
11/25	at Dallas	--	--	--	--	--	--	--	--	--	--	--	--	--	--	--	--	--
12/05	Washington	--	--	--	--	--	--	--	--	--	--	--	--	--	--	--	--	--
12/12	at Kansas City	--	--	--	--	--	--	--	--	--	--	--	--	--	--	--	--	--
12/19	at Cleveland	--	--	--	--	--	--	--	--	--	--	--	--	--	--	--	--	--
12/26	Denver	--	--	--	--	--	--	--	--	--	--	--	--	--	--	--	--	--
01/02	at Indianapolis	--	--	--	--	--	--	--	--	--	--	--	--	--	--	--	--	--
01/09	L.A. Chargers	--	--	--	--	--	--	--	--	--	--	--	--	--	--	--	--	--
TOTALS		5	3	3	0	0	1	1	0	1	0	0	0	0	24	60.0	80.0	4.8

OPPONENT 2021 REGULAR SEASON GOAL-TO-GO

OPPONENT																		
Date	Opponent	Pos	TD	PAT	2-Pt.	Miss PAT	FG	FGA	Blk/MFG	INT	Fum	Dwns	Drive Ends			TD%	Score Pct.	Pts/Poss
09/13	Baltimore	1	1	1	0	0	0	0	0	0	0	0	0	0	7	100.0	100.0	7.0
09/19	at Pittsburgh	1	1	1	0	0	0	0	0	0	0	0	0	0	7	100.0	100.0	7.0
09/26	Miami	--	--	--	--	--	--	--	--	--	--	--	--	--	--	--	--	--
10/04	at L.A. Chargers	--	--	--	--	--	--	--	--	--	--	--	--	--	--	--	--	--
10/10	Chicago	--	--	--	--	--	--	--	--	--	--	--	--	--	--	--	--	--
10/17	at Denver	--	--	--	--	--	--	--	--	--	--	--	--	--	--	--	--	--
10/24	Philadelphia	--	--	--	--	--	--	--	--	--	--	--	--	--	--	--	--	--
11/07	at N.Y. Giants	--	--	--	--	--	--	--	--	--	--	--	--	--	--	--	--	--
11/14	Kansas City	--	--	--	--	--	--	--	--	--	--	--	--	--	--	--	--	--
11/21	Cincinnati	--	--	--	--	--	--	--	--	--	--	--	--	--	--	--	--	--
11/25	at Dallas	--	--	--	--	--	--	--	--	--	--	--	--	--	--	--	--	--
12/05	Washington	--	--	--	--	--	--	--	--	--	--	--	--	--	--	--	--	--
12/12	at Kansas City	--	--	--	--	--	--	--	--	--	--	--	--	--	--	--	--	--
12/19	at Cleveland	--	--	--	--	--	--	--	--	--	--	--	--	--	--	--	--	--
12/26	Denver	--	--	--	--	--	--	--	--	--	--	--	--	--	--	--	--	--
01/02	at Indianapolis	--	--	--	--	--	--	--	--	--	--	--	--	--	--	--	--	--
01/09	L.A. Chargers	--	--	--	--	--	--	--	--	--	--	--	--	--	--	--	--	--
TOTALS		2	2	2	0	0	0	0	0	0	0	0	0	0	14	100.0	100.0	7.0

RAIDERS

<u>Date/Opp.</u>	<u>Quarter</u>	<u>Score</u>	<u>Initial Ruling</u>	<u>Final Ruling</u>
------------------	----------------	--------------	-----------------------	---------------------

Notes:

OPPONENTS

<u>Date/Opp.</u>	<u>Quarter</u>	<u>Score</u>	<u>Initial Ruling</u>	<u>Final Ruling</u>
------------------	----------------	--------------	-----------------------	---------------------

Notes:

REPLAY OFFICIAL

<u>Date/Opp.</u>	<u>Quarter</u>	<u>Score</u>	<u>Initial Ruling</u>	<u>Final Ruling</u>
9/13 vs. Bal.	OT	27-27	D. Carr pass to B. Edwards for 33 yard TD	Reversed

Notes:

RAIDERS 2021 REGULAR SEASON RECORD WHEN...

2021 SEASON		2021 SEASON	
CATEGORY	W-L	CATEGORY	W-L
RAIDERS AT ALLEGIANT STADIUM	1-0	IN SEPTEMBER	2-0
RAIDERS ON THE ROAD	1-0	IN OCTOBER	0-0
RAIDERS ON GRASS	2-0	IN NOVEMBER	0-0
RAIDERS ON ARTIFICIAL TURF	0-0	IN DECEMBER	0-0
RAIDERS IN DOMES	1-0	IN JANUARY	0-0
RAIDERS IN RETRACTABLE ROOF STADIUMS	0-0		
RAIDERS OUTDOORS	0-0	ON SUNDAY NIGHT	0-0
RAIDERS INDOORS	1-0	ON THURSDAY NIGHT	0-0
ALLEGIANT STADIUM ROOF OPEN	0-0	ON MONDAY NIGHT	0-0
ALLEGIANT STADIUM ROOF CLOSED	0-0	ON SATURDAY	0-0
RAIDERS SCORE FIRST	1-0	DAY GAMES	2-0
OPPONENT SCORES FIRST	1-0	KICKOFF AT 12:00 PDT	0-0
RAIDERS SCORE ON FIRST POSSESSION	0-0	KICKOFF AT 3:00/3:05/3:15/3:35 PDT	0-0
RAIDERS SCORE 20 OR MORE POINTS	2-0	NIGHT GAMES	0-0
RAIDERS SCORE 19 OR LESS POINTS	0-0		
RAIDERS ALLOW 20 OR MORE	1-0	VS. AFC WEST OVERALL	0-0
RAIDERS ALLOW 19 OR LESS POINTS	1-0	VS. AFC WEST AT HOME	0-0
		VS. AFC WEST ON THE ROAD	0-0
RAIDERS LEAD AFTER 1ST QUARTER	1-0	VS. AFC	2-0
RAIDERS TRAIL AFTER 1ST QUARTER	1-0	VS. AFC EAST	0-0
SCORE TIED AFTER 1ST QUARTER	0-0	VS. AFC SOUTH	0-0
RAIDERS LEAD AT HALFTIME	1-0	VS. AFC NORTH	2-0
RAIDERS TRAIL AT HALFTIME	1-0		
SCORE TIED AT HALFTIME	0-0		
RAIDERS LEAD AFTER 3RD QUARTER	1-0	VS. NFC	0-0
RAIDERS TRAIL AFTER 3RD QUARTER	1-0	VS. NFC EAST	0-0
SCORE TIED AFTER 3RD QUARTER	0-0	VS. NFC SOUTH	0-0
GAME GOES TO OVERTIME	1-0	VS. NFC NORTH	0-0
		VS. NFC WEST	0-0
RAIDERS HAVE + TURNOVER RATIO	2-0		
RAIDERS HAVE - TURNOVER RATIO	0-0		
TURNOVER RATIO EVEN	0-0		
RAIDERS HAVE 30:00+TOP	2-0		
RAIDERS HAVE LESS THAN 30:00 TOP	0-0		
RAIDERS HAVE 100-YARD RUSHER	0-0		
RAIDERS HAVE 300 NET PASSING YARDS	2-0		
RAIDERS HAVE 1 100-YARD RECEIVER	2-0		
RAIDERS HAVE 2 100-YARD RECEIVERS	0-0		
RAIDERS WIN COIN TOSS	1-0		
RAIDERS LOSE COIN TOSS	1-0		

BY RAIDERS

BY OPPONENT

PASSING

126.20 att., Derek Carr @ Pittsburgh, 09/19/21	100-POINT PASSER RATING	103.60 att., Drew Lock @ Denver, 01/03/21
513 yards, Derek Carr @ Tampa Bay, 10/30/16	500 YARDS PASSING	504 yards, Elvis Grbac vs. Kansas City, 11/05/00
56 att., Derek Carr vs. Baltimore, 09/13/21	40+ PASS ATTEMPTS	41 att., Drew Lock @ Denver, 01/03/21
435 yards, Derek Carr vs. Baltimore, 09/13/21	400 YARDS PASSING	406 yards, Matthew Stafford vs. Detroit, 11/03/19
382 yards, Derek Carr @ Pittsburgh, 09/19/21	300 YARDS PASSING	339 yards, Drew Lock @ Denver, 01/03/21
6 tds, Daryle Lamonica vs. Buffalo, 10/19/69	SIX TOUCHDOWN PASSES	6 tds, Dan Fout vs. San Diego, 11/22/81
* Never Has Happened *	SEVEN TOUCHDOWN PASSES	7 tds, Nick Foles: (2, 17, 63, 15, 25, 46, 5) vs. Philadelphia, 11/03/13
5 tds, Kerry Collins: (18, 32, 18, 45, 3) vs. Tennessee, 12/19/04	FIVE TOUCHDOWN PASSES	5 tds, Aaron Rodgers: (21, 2, 37, 3, 74) @ Green Bay, 10/20/19
4 tds, Derek Carr: (8, 7, 19, 7) vs. Cleveland, 09/30/18	FOUR TOUCHDOWN PASSES	4 tds, Tom Brady: (5, 33, 4, 1) vs. Tampa Bay, 10/25/20
3 tds, Derek Carr: (9, 38, 46) @ N.Y. Jets, 12/06/20	THREE TOUCHDOWN PASSES	4 tds, Tom Brady: (5, 33, 4, 1) vs. Tampa Bay, 10/25/20
28 comp, Derek Carr @ Pittsburgh, 09/19/21	25+ Completions	26 comp, Ben Roethlisberger @ Pittsburgh, 09/19/21
34 comp, Derek Carr vs. Baltimore, 09/13/21	30+ Completions	34 comp, Patrick Mahomes vs. Kansas City, 11/22/20
34 comp, Derek Carr vs. Baltimore, 09/13/21	30-39 PASSING COMPLETIONS	34 comp, Patrick Mahomes vs. Kansas City, 11/22/20
40 comp, Derek Carr @ Tampa Bay, 10/30/16	40+ PASSING COMPLETIONS	40 comp, Billy Volek vs. Tennessee, 12/19/04
61 yards, Derek Carr: (9:44) (Shotgun) 4-D.Carr pass deep middle to 11-H.Ruggs for 61 yards, TOUCHDOWN. @ Pittsburgh, 09/19/21	PASS PLAY OF 50-OR-MORE YARDS	52 yards, Ben Roethlisberger: (12:14) (Shotgun) 7-B.Roethlisberger pass deep left to 11-C.Claypool to LV 25 for 52 yards (24-J.Abram). @ Pittsburgh, 09/19/21
85 yards, Derek Carr: (3:56) (Shotgun) 4-D.Carr pass deep right to 15-N.Agholor for 85 yards, TOUCHDOWN. vs. Miami, 12/26/20	PASS PLAY OF 80-OR-MORE YARDS	92 yards, Drew Lock: (6:43) (Shotgun) 3-D.Lock pass deep middle to 10-J.Jeudy for 92 yards, TOUCHDOWN. @ Denver, 01/03/21
7 ints, Ken Stabler vs. Denver, 10/16/77	SEVEN+ INTERCEPTIONS THROWN	* Never Has Happened *
6 ints, Donald Hollas vs. Miami, 12/06/98	SIX INTERCEPTIONS THROWN	* Never Has Happened *
5 ints, Jim Plunkett vs. Kansas City, 10/05/80	FIVE INTERCEPTIONS THROWN	5 ints, Steve Pelluer @ Dallas, 11/09/86
4 ints, Matthew McGloin vs. Kansas City, 12/15/13	FOUR INTERCEPTIONS THROWN	4 ints, Drew Lock vs. Denver, 11/15/20
3 ints, Derek Carr vs. L.A. Rams, 09/10/18	THREE INTERCEPTIONS THROWN	4 ints, Drew Lock vs. Denver, 11/15/20
2 ints, Derek Carr @ Denver, 01/03/21	TWO INTERCEPTIONS THROWN	4 ints, Drew Lock vs. Denver, 11/15/20

RUSHING

227 yards, Napoleon Kaufman vs. Denver, 10/19/97	200 YARDS RUSHING	203 yards, Adrian Peterson vs. Minnesota, 11/15/15
150 yards, Rashad Jennings @ Houston, 11/17/13	150-199 YARDS RUSHING	150 yards, Jonathan Taylor vs. Indianapolis, 12/13/20
112 yards, Josh Jacobs vs. Denver, 11/15/20	100 YARDS RUSHING	150 yards, Jonathan Taylor vs. Indianapolis, 12/13/20
112 yards, Josh Jacobs vs. Denver, 11/15/20	100-149 YARDS RUSHING	104 yards, Ty Johnson @ N.Y. Jets, 12/06/20
* Never Has Happened *	FOUR TOUCHDOWNS RUSHING	4 tds, Doug Martin: (45, 67, 70, 1) vs. Tampa Bay, 11/04/12
3 tds, Josh Jacobs: (1, 7, 6) @ Carolina, 09/13/20	THREE TOUCHDOWNS RUSHING	3 tds, C.J. Anderson: (11, 1, 25) @ Denver, 12/28/14
2 tds, Josh Jacobs: (2, 15) vs. Baltimore, 09/13/21	TWO TOUCHDOWNS RUSHING	2 tds, Jonathan Taylor: (62, 3) vs. Indianapolis, 12/13/20
Josh Jacobs: (11, 5)/Devontae Booker: (7, 23) vs. Denver, 11/15/20	TWO PLAYERS WITH TWO TD RUSHING	* Never Has Happened *
150 yards, Rashad Jennings @ San Diego, 11/10/11	150 YARDS RUSHING	150 yards, Jonathan Taylor @ Buffalo, 10/29/17
31 att., Josh Jacobs @ Cleveland, 11/01/20	30+ RUSHING ATTEMPTS	30 att., Andre Brown @ N.Y. Giants, 11/10/13
69 yards, Josh Jacobs vs. Miami, 12/26/20	50-74 YARD RUSHING	65 yards, Ty'Son Williams vs. Baltimore, 09/13/21
89 yards, Josh Jacobs @ Denver, 01/03/21	75+ YARD RUSHING	86 yards, Lamar Jackson vs. Baltimore, 09/13/21
31 att., Josh Jacobs @ Cleveland, 11/01/20	30-39 RUSHING ATTEMPTS	30 att., Andre Brown @ N.Y. Giants, 11/10/13
41 att., L.A. Chargers 30, Las Vegas 27 vs. L.A. Chargers, 12/17/20	40-49 RUSHING ATTEMPTS (TEAM)	41 att., Cincinnati 30, Las Vegas 16 @ Cincinnati, 12/16/18
52 att., Las Vegas 28, L.A. Chargers 13 @ San Diego, 12/05/10	50+ RUSHING ATTEMPTS (TEAM)	54 att., N.Y. Jets 38, Las Vegas 0 vs. N.Y. Jets, 10/25/09
328 yards, Las Vegas 59, Denver 14 @ Denver, 10/24/10	300 YARDS RUSHING (TEAM)	316 yards, N.Y. Jets 38, Las Vegas 0 vs. N.Y. Jets, 10/25/09
203 yards, Las Vegas 37, Denver 12 vs. Denver, 11/15/20	200 YARDS RUSHING (TEAM)	212 yards, Indianapolis 44, Las Vegas 27 vs. Indianapolis, 12/13/20
203 yards, Las Vegas 37, Denver 12 vs. Denver, 11/15/20	200-299 YARDS RUSHING (TEAM)	212 yards, Indianapolis 44, Las Vegas 27 vs. Indianapolis, 12/13/20
203 yards, Las Vegas 37, Denver 12 vs. Denver, 11/15/20	200+ YARDS RUSHING (TEAM)	212 yards, Indianapolis 44, Las Vegas 27 vs. Indianapolis, 12/13/20
328 yards, Las Vegas 59, Denver 14 @ Denver, 10/24/10	300+ YARDS RUSHING (TEAM)	316 yards, N.Y. Jets 38, Las Vegas 0 vs. N.Y. Jets, 10/25/09
60 yards, Trevor Davis: (8:13) 11-T.Davis left end for 60 yards, TOUCHDOWN. @ Indianapolis, 09/29/19	RUN OF 50-74 YARDS	62 yards, Jonathan Taylor: (7:36) (Shotgun) 28-J.Taylor right tackle for 62 yards, TOUCHDOWN. vs. Indianapolis, 12/13/20

75 yards, Jalen Richard: (8:38) 30-J.Richard left guard for 75 yards, TOUCHDOWN. @ New Orleans, 09/11/16	RUN OF 75+ YARDS	80 yards, Adrian Peterson: (2:03) 28-A.Peterson right guard for 80 yards, TOUCHDOWN. vs. Minnesota, 11/15/15
75 yards, Jalen Richard: (8:38) 30-J.Richard left guard for 75 yards, TOUCHDOWN. @ New Orleans, 09/11/16	RUN OF 70+ YARDS	80 yards, Adrian Peterson: (2:03) 28-A.Peterson right guard for 80 yards, TOUCHDOWN. vs. Minnesota, 11/15/15
60 yards, Trevor Davis: (8:13) 11-T.Davis left end for 60 yards, TOUCHDOWN. @ Indianapolis, 09/29/19	RUN OF 60-69 YARDS	62 yards, Jonathan Taylor: (7:36) (Shotgun) 28-J.Taylor right tackle for 62 yards, TOUCHDOWN. vs. Indianapolis, 12/13/20
51 yards, Josh Jacobs: (11:58) 28-J.Jacobs right tackle to KC 30 for 51 yards (35-C.Ward). vs. Kansas City, 09/15/19	RUN OF 50-59 YARDS	53 yards, David Johnson: (7:03) 31-D.Johnson up the middle pushed ob at OAK 17 for 53 yards (42-K.Joseph). @ Arizona, 11/18/18

RECEIVING

155 yards/112 yards, Nelson Agholor/Darren Waller vs. Miami, 12/26/20	TWO 100-YARD RECEIVERS	127 yards/102 yards, Travis Kelce/Tyreek Hill vs. Kansas City, 11/22/20
200 yards, Darren Waller @ N.Y. Jets, 12/06/20	200 YARDS RECEIVING	284 yards, Antonio Brown @ Pittsburgh, 11/08/15
113 yards, Henry Ruggs III @ Pittsburgh, 09/19/21	100 YARDS RECEIVING	105 yards, Diontae Johnson @ Pittsburgh, 09/19/21
4 tds, Art Powell vs. Houston, 12/22/63	FOUR TOUCHDOWN RECEPTIONS	4 tds, Jamaal Charles: (49, 39, 16, 71) vs. Kansas City, 12/15/13
* Never Has Happened *	FIVE TOUCHDOWN RECEPTIONS	5 tds, Kellen Winslow vs. San Diego, 11/22/81
3 tds, Michael Crabtree: (2, 26, 1) vs. N.Y. Jets, 09/17/17	THREE TOUCHDOWN RECEPTIONS	4 tds, Jamaal Charles: (49, 39, 16, 71) vs. Kansas City, 12/15/13
2 tds, Darren Waller: (9, 38) @ N.Y. Jets, 12/06/20	TWO TOUCHDOWN RECEPTIONS	2 tds, Myles Gaskin: (10, 59) vs. Miami, 12/26/20
Rickey Dudley/Jeremy Bringham vs. Carolina, 12/24/00	TWO PLAYERS WITH TWO TD RECEPTIONS	Emmanuel Sanders: (32, 15)/Julius Thomas: (10, 32) vs. Denver, 11/09/14
155 yards, Nelson Agholor vs. L.A. Chargers, 12/17/20	150 YARDS RECEIVING	153 yards, A.J. Brown vs. Kansas City, 09/15/19
10 , Darren Waller vs. Baltimore, 09/13/21	10 OR MORE RECEPTIONS	11 , Tyreek Hill vs. Kansas City, 11/22/20
113 yards, Henry Ruggs III @ Pittsburgh, 09/19/21	100-149 YARDS RECEIVING	105 yards, Diontae Johnson @ Pittsburgh, 09/19/21
155 yards, Nelson Agholor vs. Miami, 12/26/20	150-199 YARDS RECEIVING	153 yards, A.J. Brown vs. Tennessee, 12/08/19
200 yards, Darren Waller @ N.Y. Jets, 12/06/20	200-299 YARDS RECEIVING	284 yards, Antonio Brown @ Pittsburgh, 11/08/15
85 yards, Nelson Agholor: (3:56) (Shotgun) 4-D.Carr pass deep right to 15-N.Agholor for 85 yards, TOUCHDOWN. vs. Miami, 12/26/20	70-YARD RECEPTION	92 yards, Jerry Jeudy: (6:43) (Shotgun) 3-D.Lock pass deep middle to 10-J.Jeudy for 92 yards, TOUCHDOWN. @ Denver, 01/03/21
61 yards, Henry Ruggs III: (9:44) (Shotgun) 4-D.Carr pass deep middle to 11-H.Ruggs for 61 yards, TOUCHDOWN. @ Pittsburgh, 09/19/21	60-YARD RECEPTION	67 yards, Tyreek Hill: (12:51) (Shotgun) 15-P.Mahomes pass deep left to 10-T.Hill for 67 yards, TOUCHDOWN. @ Kansas City, 12/30/18
57 yards, Nelson Agholor: (7:08) 4-D.Carr pass deep left to 15-N.Agholor to DEN 7 for 57 yards (23-M.Ojemudia). @ Denver, 01/03/21	50-YARD RECEPTION	52 yards, Chase Claypool: (12:14) (Shotgun) 7-B.Roethlisberger pass deep left to 11-C.Claypool to LV 25 for 52 yards (24-J.Abram). @ Pittsburgh, 09/19/21

COMBINED YARDS

130 yards/437 yards, Marshawn Lynch/Derek Carr vs. Cleveland, 09/30/18	100-YARD RUSHER AND 300-YARD PASSER	103 yards/391 yards, Derrick Henry/Ryan Tannehill vs. Tennessee, 12/08/19
113 yards/382 yards, Henry Ruggs III/Derek Carr @ Pittsburgh, 09/19/21	100-YARD RECEIVER AND 300-YARD PASSER	140 yards/339 yards, Jerry Jeudy/Drew Lock @ Denver, 01/03/21
104 yards/100 yards, Josh Jacobs/Darren Waller @ Kansas City, 12/01/19	100-YARD RUSHER AND 100-YARD RECEIVER	103 yards/153 yards, Derrick Henry/A.J. Brown vs. Tennessee, 12/08/19
130 yards/437 yards/128 yards, Marshawn Lynch/Derek Carr Amari Cooper vs. Cleveland, 09/30/18	100-YARD RUSHER, 300-YARD PASSER, 100-YARD RECEIVER	103 yards/391 yards/153 yards, Derrick Henry/Ryan Tannehill A.J. Brown vs. Tennessee, 12/08/19
130 yards/128/110 yards, Marshawn Lynch/Amari Cooper/Jared Cook vs. Cleveland, 09/30/18	100-YARD RUSHER/TWO 100-YARD RECEIVERS	117 yards/118/101 yards, Rudi Johnson/T.J. Houshmandzadeh/Chad Johnson @ Cincinnati, 12/10/06
155/112 yards/336 yards, Nelson Agholor/Darren Waller/Derek Carr vs. Miami, 12/26/20	TWO 100-YARD RECEIVERS/300-YARD PASSER	127/102 yards/348 yards, Travis Kelce/Tyreek Hill/Patrick Mahomes vs. Kansas City, 11/22/20

DEFENSE

56 yards, Erik Harris: (6:14) (Shotgun) 17-P.Rivers pass short middle intended for 86-H.Henry INTERCEPTED by 25-E.Harris [98-M.Crosby] at OAK 44. 25-E.Harris for 56 yards, TOUCHDOWN. vs. L.A. Chargers, 11/07/19	INTERCEPTED PASS RETURNED FOR A TOUCHDOWN	50 yards, Khari Willis: (5:32) (No Huddle, Shotgun) 4-D.Carr pass short right intended for 30-J.Richard INTERCEPTED by 37-K.Willis at 50. 37-K.Willis for 50 yards, TOUCHDOWN. vs. Indianapolis, 12/13/20
18 yards, Keith McGill: (3:51) 18-P.Manning up the middle to DEN 23 for no gain (91-J.Tuck). FUMBLES (91-J.Tuck), RECOVERED by OAK-39-K.McGill at DEN 18. 39-K.McGill for 18 yards, TOUCHDOWN. The Replay Official challenged the backward pass ruling, and the play was Upheld. The ruling on the field stands. @ Denver, 12/28/14	FUMBLE RETURNED FOR A TOUCHDOWN	47 yards, Jayon Brown: (13:25) (No Huddle, Shotgun) 4-D.Carr pass short left to 83-D.Waller to OAK 48 for 3 yards (23-T.Smith). FUMBLES (23-T.Smith), RECOVERED by TEN-55-J.Brown at OAK 47. 55-J.Brown for 47 yards, TOUCHDOWN. vs. Tennessee, 12/08/19
Denico Autry: (2:16) (Shotgun) 17-P.Rivers sacked in End Zone for -6 yards, SAFETY (96-D.Autry). vs. San Diego, 12/24/15	SAFETY SCORED	D.J. Alexander: (9:05) 7-M.King punt is BLOCKED by 57-D.Alexander, Center-47-T.Gafford, ball out of bounds in End Zone, SAFETY. @ Kansas City, 01/03/16
Las Vegas 15, Kansas City 0 vs. Kansas City, 12/16/12	SHUTOUT	L.A. Rams 52, Las Vegas 0 @ St. Louis, 11/30/14
5.0 sk, Khalil Mack @ Denver, 12/13/15	FIVE+ SACK GAME	6.0 sk, Derrick Thomas @ Kansas City, 09/06/98
4.0 sk, Maxx Crosby vs. Cincinnati, 11/17/19	FOUR SACK GAME	4.0 sk, Brian Orakpo vs. Washington, 12/13/09

4.0 sk, Maxx Crosby vs. Cincinnati, 11/17/19	THREE SACK GAME	3.0 sk, Devin White vs. Tampa Bay, 10/25/20
2.0 sk, Solomon Thomas @ Pittsburgh, 09/19/21	TWO SACK GAME	2.0 sk, Andrew Van Ginkel vs. Miami, 12/26/20
William Thomas/Eric Allen vs. N.Y. Jets, 12/10/00	TWO INTERCEPTIONS BY TEAMMATES	* Never Has Happened *
73 yards, Kamerion Wimbley vs. Chicago, 11/27/11	70+ YARD INTERCEPTION RETURN	74t yards, Chris Harris Jr. vs. Denver, 10/11/15
3 int, Rod Woodson vs. Tennessee, 09/29/02	THREE INTERCEPTION GAME	3 int, Walt Harris @ San Francisco, 10/08/06
2 ints, Jeff Heath vs. Denver, 11/15/20	TWO INTERCEPTIONS	2 ints, Xavien Howard @ Miami, 09/23/18
2 int, Jeff Heath vs. Denver, 11/15/20	TWO INTERCEPTION GAME	2 int, Xavien Howard @ Miami, 09/23/18
3 ints, Rod Woodson vs. Tennessee, 09/29/02	THREE INTERCEPTIONS	3 ints, Walt Harris @ San Francisco, 10/08/06
24 yards, Denver 16, Las Vegas 10 @ Denver, 10/01/17	LESS THAN 25 RUSHING YARDS	19 yards, Las Vegas 24, L.A. Chargers 17 @ L.A. Chargers, 12/22/19
40 yards, Atlanta 43, Las Vegas 6 @ Atlanta, 11/29/20	LESS THAN 50 RUSHING YARDS	39 yards, Las Vegas 26, Pittsburgh 17 @ Pittsburgh, 09/19/21
39 yards, Las Vegas 26, Pittsburgh 17 @ Pittsburgh, 09/19/21	LESS THAN 100 RUSHING YARDS	52 yards, Las Vegas 26, Pittsburgh 17 @ Pittsburgh, 09/19/21
42 yards, Denver 23, Las Vegas 3 vs. Denver, 09/27/09	LESS THAN 50 NET PASSING YARDS	26 yards, Tennessee 13, Las Vegas 9 @ Tennessee, 10/28/07
96 yards, Washington 27, Las Vegas 10 @ Washington, 09/24/17	LESS THAN 100 NET PASSING YARDS	73 yards, Las Vegas 17, Cincinnati 10 vs. Cincinnati, 11/17/19
122 yards, Las Vegas 16, Cleveland 6 @ Cleveland, 11/01/20	LESS THAN 150 NET PASSING YARDS	100 yards, Las Vegas 16, Cleveland 6 @ Cleveland, 11/01/20
119 yards, Las Vegas 15, Kansas City 0 vs. Kansas City, 12/16/12	LESS THAN 150 YARDS NET OFFENSE	128 yards, Washington 27, Las Vegas 10 @ Washington, 09/24/17
119 yards, Las Vegas 15, Kansas City 0 vs. Kansas City, 12/16/12	LESS THAN 200 YARDS NET OFFENSE	185 yards, Seattle 27, Las Vegas 3 vs. Seattle, 10/14/18
223 yards, Las Vegas 16, Cleveland 6 @ Cleveland, 11/01/20	LESS THAN 300 YARDS NET OFFENSE	243 yards, Atlanta 43, Las Vegas 6 @ Atlanta, 11/29/20
4 to, Las Vegas 32, Denver 31 @ Denver, 01/03/21	FORCED FOUR TURNOVERS	4 to, Las Vegas 45, Cleveland 42 vs. Cleveland, 09/30/18
5 to, Atlanta 43, Las Vegas 6 @ Atlanta, 11/29/20	FORCED FIVE+ TURNOVERS	5 to, Las Vegas 37, Denver 12 vs. Denver, 11/15/20
1 to, Las Vegas 33, Baltimore 27 vs. Baltimore, 09/13/21	AT LEAST ONE TURNOVER	1 to, Las Vegas 26, Pittsburgh 17 @ Pittsburgh, 09/19/21
3 to, Las Vegas 31, N.Y. Jets 28 @ N.Y. Jets, 12/06/20	FORCED THREE+ TURNOVERS	4 to, Las Vegas 32, Denver 31 @ Denver, 01/03/21
SPECIAL TEAMS		
101 yards, Jacoby Ford: 4-P.Dawson kicks 66 yards from CLV 35 to OAK -1. 12-J.Ford for 101 yards, TOUCHDOWN. The Replay Assistant challenged the runner was in bounds ruling, and the play was Upheld. vs. Cleveland, 10/16/11	KICKOFF RETURNED FOR A TOUCHDOWN	93 yards, Cordarrelle Patterson: 11-S.Janikowski kicks 58 yards from OAK 35 to MIN 7. 84-C.Patterson for 93 yards, TOUCHDOWN. vs. Minnesota, 11/15/15
99 yards, Dwayne Harris: (10:35) 3-C.Wadman punts 65 yards to OAK 1, Center-42-C.Kreiter. 17-D.Harris for 99 yards, TOUCHDOWN. The Replay Official reviewed the kick touched ruling, and the play was Upheld. The ruling on the field stands. vs. Denver, 12/24/18	PUNT RETURNED FOR A TOUCHDOWN	70 yards, Cyrus Jones: (13:01) (Punt formation) 5-J.Townsend punts 52 yards to BLT 30, Center-47-T.Sieg. 27-C.Jones for 70 yards, TOUCHDOWN. @ Baltimore, 11/25/18
* Never Has Happened *	BLOCKED FIELD GOAL RETURNED FOR A TOUCHDOWN	72 yards, Ray Mickens: Cole Ford, kicker @ N.Y. Jets, 09/21/97
Denico Autry: (14:03) 9-J.Ryan punt is BLOCKED by 96-D.Autry, Center-49-C.Gresham, RECOVERED by OAK-12-B.Butler at SEA 0. TOUCHDOWN. @ Seattle, 11/02/14	BLOCKED PUNT RETURNED FOR A TOUCHDOWN	Antonio Allen: (4:00) 7-M.King punt is BLOCKED by 39-A.Allen, Center-59-J.Condo, RECOVERED by NYJ-39-A.Allen at OAK 0. TOUCHDOWN. @ N.Y. Jets, 12/08/13
55 yards, Daniel Carlson: (:07) 2-D.Carlson 55 yard field goal is GOOD, Center-47-T.Sieg, Holder-6-A.Cole. vs. Baltimore, 09/13/21	MADE FIELD GOAL OF 50 YARDS OR LONGER	56 yards, Chris Boswell: (3:47) 9-C.Boswell 56 yard field goal is GOOD, Center-46-C.Kuntz, Holder-6-P.Harvin. @ Pittsburgh, 09/19/21
53 yards, Giorgio Tavecchio: (4:56) 2-G.Tavecchio 53 yard field goal is BLOCKED (21-E.Murray), Center-59-J.Condo, Holder-7-M.King. vs. Kansas City, 10/19/17	BLOCKED FIELD GOAL	63 yards, Brandon McManus: (:09) 8-B.McManus 63 yard field goal is BLOCKED (98-M.Crosby), Center-46-J.Bobenmoyer, Holder-6-S.Martin, RECOVERED by LV-99-A.Key at LV 43. @ Denver, 01/03/21
Marquette King: (9:05) 7-M.King punt is BLOCKED by 57-D.Alexander, Center-47-T.Gafford, ball out of bounds in End Zone, SAFETY. @ Kansas City, 01/03/16	BLOCKED PUNT	Jon Ryan: (14:03) 9-J.Ryan punt is BLOCKED by 96-D.Autry, Center-49-C.Gresham, RECOVERED by OAK-12-B.Butler at SEA 0. TOUCHDOWN. @ Seattle, 11/02/14
Las Vegas 30, Seattle 21 vs. Seattle, 12/05/99	NO PUNTS	Denver 37, Las Vegas 6 @ Denver, 09/30/12
Daniel Carlson: 2-D.Carlson extra point is No Good, Wide Right, Center-47-T.Sieg, Holder-6-A.Cole. vs. Miami, 12/26/20	MISSED POINT AFTER TOUCHDOWN ATTEMPT	Sergio Castillo: 6-S.Castillo extra point is No Good, Wide Right, Center-42-T.Hennessy, Holder-7-B.Mann. @ N.Y. Jets, 12/06/20
Harrison Butker: 7-H.Butker extra point is Blocked (99-A.Key), Center-41-J.Winchester, Holder-2-D.Colquitt. vs. Kansas City, 12/02/18	POINT AFTER TOUCHDOWN ATTEMPT BLOCKED	Daniel Carlson: 8-D.Carlson extra point is Blocked (92-T.Kpassagnon), Center-47-T.Sieg, Holder-6-A.Cole. DEFENSIVE TWO-POINT ATTEMPT. 35-C.Ward recovered the blocked kick. ATTEMPT SUCCEEDS. @ Kansas City, 12/01/19
Erik Harris: 2-G.Tavecchio kicks inside 22 yards from OAK 35 to KC 43, impetus ends at OAK 49, out of bounds. Oakland challenged the runner was out of bounds ruling, and the play was REVERSED. 2-G.Tavecchio kicks inside 22 yards from OAK 35 to KC 43, impetus ends at OAK 49. RECOVERED by OAK-41-E.Harris. @ Kansas City, 12/10/17	SUCCESSFUL ONSIDE KICK	Cody Parkey: 1-C.Parkey kicks inside 13 yards from MIA 35 to MIA 48. RECOVERED by MIA-1-C.Parkey. @ Miami, 11/05/17
5 fg, Sebastian Janikowski: (20, 50, 57, 30, 41) vs. Kansas City, 12/16/12	FIVE FIELD GOALS	5 fg, Younghoe Koo: (38, 39, 30, 29, 54) @ Atlanta, 11/29/20

6 fg, Sebastian Janikowski: (40, 47, 42, 19, 37, 44) vs. Chicago, 11/27/11	SIX FIELD GOALS	6 fg, Greg Davis: (30, 22, 38, 43, 33, 33) vs. San Diego, 10/05/97
55 yards, Daniel Carlson vs. Baltimore, 09/13/21	50-59 YARD FIELD GOAL	56 yards, Chris Boswell @ Pittsburgh, 09/19/21
4 fg, Daniel Carlson: (46, 33, 41, 45) @ Pittsburgh, 09/19/21	FOUR FIELD GOALS	4 fg, Jason Sanders: (37, 39, 22, 44) vs. Miami, 12/26/20
63 yards, Sebastian Janikowski @ Denver, 09/12/11	60+ YARD FIELD GOAL	62 yards, Stephen Gostkowski vs. New England, 11/19/17
4 fg, Daniel Carlson: (46, 33, 41, 45) @ Pittsburgh, 09/19/21	THREE FIELD GOALS	3 fg, Brandon McManus: (22, 37, 26) @ Denver, 01/03/21
53 yards, Johnnie Lee Higgins vs. St. Louis, 09/19/10	50-69 YARD PUNT RETURN	50 yards, Tyreek Hill vs. Kansas City, 10/16/16
80t yards, Johnnie Lee Higgins vs. Houston, 12/21/08	70-89 YARD PUNT RETURN	71 yards, Tarik Cohen vs. Chicago, 10/06/19
67 yds, AJ Cole vs. Baltimore, 09/13/21	60-69 YARD PUNT	67 yds, Tommy Townsend @ Kansas City, 10/11/20
99t yards, Dwayne Harris vs. Denver, 12/24/18	90+ YARD PUNT RETURN	90t yards, Eric Decker @ Denver, 09/12/11
74 yds, AJ Cole @ L.A. Chargers, 12/22/19	70+ YARD PUNT	71 yds, Dustin Colquitt vs. Kansas City, 12/16/12
80 yds, Shane Lechler vs. Chicago, 11/27/11	80+ YARD PUNT	* Never Has Happened *
21 yards, Hunter Renfrow @ Denver, 01/03/21	20 YARD PUNT RETURN	30 yards, Devin Duvernay vs. Baltimore, 09/13/21
52 yards, Trevor Davis vs. Chicago, 10/06/19	50-69 YARD KICKOFF RETURN	60 yards, Devin Hester @ Baltimore, 10/02/16
10 punts, Marquette King @ Denver, 12/13/15	PUNTED 10+ TIMES	10 punts, Darren Bennett @ San Diego, 12/28/03
72 yards, Dwayne Harris vs. Denver, 09/09/19	70-89 YARD KICKOFF RETURN	77 yards, Alex Erickson @ Cincinnati, 12/16/18
91 yards, Bryan McCann @ Kansas City, 12/24/11	90+ YARD KICKOFF RETURN	93t yards, Cordarrelle Patterson vs. Minnesota, 11/15/15
TEAM/MISCELLANEOUS		
565 yards, Las Vegas 565, Cleveland 487 vs. Cleveland, 09/30/18	500 TOTAL YARDS OF OFFENSE	552 yards, Tennessee 552, Las Vegas 355 vs. Tennessee, 12/08/19
626 yards, Las Vegas 626, Tampa Bay 270 @ Tampa Bay, 10/30/16	600 TOTAL YARDS OF OFFENSE	* Never Has Happened *
425 yards, Las Vegas 425, Pittsburgh 331 @ Pittsburgh, 09/19/21	400 TOTAL YARDS OF OFFENSE	406 yards, Las Vegas 491, Baltimore 406 vs. Baltimore, 09/13/21
ST: (1:21) J.Campbell pass short right to Z.Miller for 1 yard, TOUCHDOWN. San Diego challenged the pass completion ruling, and the play was Upheld. (Timeout #1 at 01:13.)ST: (3:43) (Shotgun) M.Bush up the middle for 3 yards, TOUCHDOWN.DEF: (1:10) (Shotgun) P.Rivers sacked at OAK 36 for -3 yards (M.Huff). FUMBLES (M.Huff), RECOVERED by OAK-T.Branch at OAK 36. T.Branch for 64 yards, TOUCHDOWN. The Replay Assistant challenged the fumble ruling, and the play was Upheld.OFF: (10:37) M.Scifres punt is BLOCKED by B.Myers, Center-E.Albright, RECOVERED by OAK-H.Eugene at SD 5. H.Eugene for 5 yards, TOUCHDOWN. vs. San Diego, 10/10/10	TOUCHDOWN ON OFFENSE, DEFENSE AND SPECIAL TEAMS	ST: (11:20) (Shotgun) L.Jackson pass short right to M.Crabtree for 8 yards, TOUCHDOWN.ST: (8:16) L.Jackson left end for 5 yards, TOUCHDOWN.DEF: (6:11) (No Huddle, Shotgun) D.Carr sacked at OAK 33 for -5 yards (M.Judon). FUMBLES (M.Judon) [M.Judon], RECOVERED by BLT-T.Suggs at OAK 43. T.Suggs for 43 yards, TOUCHDOWN. Suggs' 3rd career touchdown.OFF: (13:01) (Punt formation) J.Townsend punts 52 yards to BLT 30, Center-T.Sieg. C.Jones for 70 yards, TOUCHDOWN. @ Baltimore, 11/25/18
Derek Carr: (Pass formation) TWO-POINT CONVERSION ATTEMPT. 4-D.Carr pass to 83-D.Waller is complete. ATTEMPT SUCCEEDS. @ Denver, 01/03/21	MADE TWO-POINT CONVERSION	Drew Lock: (Pass formation) TWO-POINT CONVERSION ATTEMPT. 3-D.Lock pass to 10-J.Jeudy is complete. ATTEMPT SUCCEEDS. @ Denver, 01/03/21
Derek Carr: (Pass formation) TWO-POINT CONVERSION ATTEMPT. 4-D.Carr pass to 13-H.Renfrow is incomplete. ATTEMPT FAILS. @ Denver, 12/29/19	FAILED TWO-POINT CONVERSION	Drew Lock: TWO-POINT CONVERSION ATTEMPT. 3-D.Lock pass to 10-J.Jeudy is incomplete. ATTEMPT FAILS. vs. Denver, 11/15/20
Las Vegas 59, Denver 14 @ Denver, 10/24/10	50 POINTS	L.A. Rams 52, Las Vegas 0 @ St. Louis, 11/30/14
Las Vegas 40, Kansas City 32 @ Kansas City, 10/11/20	40 POINTS	Indianapolis 44, Las Vegas 27 vs. Indianapolis, 12/13/20
Las Vegas 33, Baltimore 27 vs. Baltimore, 09/13/21	OVERTIME WIN	L.A. Chargers 30, Las Vegas 27 vs. L.A. Chargers, 12/17/20
Las Vegas 33, Baltimore 27 vs. Baltimore, 09/13/21	OVERTIME GAME	
L.A. Chargers 30, Las Vegas 27 vs. L.A. Chargers, 12/17/20	OVERTIME LOSS	Las Vegas 33, Baltimore 27 vs. Baltimore, 09/13/21
Oakland 23, Denver 23 @ Denver, 10/22/73	OVERTIME TIE	Oakland 23, Denver 23 @ Denver, 10/22/73
Las Vegas 24, Denver 0 @ Denver, 10/24/10	20 FIRST-QUARTER POINTS	L.A. Rams 21, Las Vegas 0 @ St. Louis, 11/30/14
Las Vegas 21, Kansas City 17 @ Kansas City, 10/11/20	20 SECOND-QUARTER POINTS	Kansas City 28, Las Vegas 0 vs. Kansas City, 09/15/19
Las Vegas 21, Denver 7 @ Denver, 10/24/10	20 THIRD-QUARTER POINTS	N.Y. Jets 21, Las Vegas 0 @ N.Y. Jets, 11/24/19
Las Vegas 21, Cleveland 14 vs. Cleveland, 09/30/18	20 FOURTH-QUARTER POINTS	Tampa Bay 21, Las Vegas 3 vs. Tampa Bay, 10/25/20
Las Vegas 15, Kansas City 0 vs. Kansas City, 12/16/12	SHUTOUT AT HOME	Kansas City 28, Las Vegas 0 vs. Kansas City, 10/23/11
* Never Has Happened *	SHUTOUT ON THE ROAD	L.A. Rams 52, Las Vegas 0 @ St. Louis, 11/30/14
Las Vegas 33, Baltimore 27 vs. Baltimore, 09/13/21	OVERTIME WIN AT HOME	L.A. Chargers 30, Las Vegas 27 vs. L.A. Chargers, 12/17/20
Las Vegas 30, Tampa Bay 24 @ Tampa Bay, 10/30/16	OVERTIME WIN ON THE ROAD	Denver 23, Las Vegas 20 @ Denver, 09/16/07
10 pen, Las Vegas 33, Baltimore 27 vs. Baltimore, 09/13/21	10 PENALTIES	10 pen, Kansas City 35, Las Vegas 31 vs. Kansas City, 11/22/20
3 , L.A. Chargers 30, Las Vegas 27 (9:26) M.Mariota pass deep left to D.Waller for 35 yards, TOUCHDOWN. (7:21) J.Jacobs up the middle for 1 yard, TOUCHDOWN. (6:23) (Shotgun) M.Mariota scrambles right end for 2 yards, TOUCHDOWN. vs. L.A. Chargers, 12/17/20	THREE TOTAL TOUCHDOWNS	3 , Las Vegas 33, Baltimore 27 (1:54) (Shotgun) T.Williams up the middle for 35 yards, TOUCHDOWN. (9:01) (Shotgun) L.Jackson pass short right to M.Brown for 10 yards, TOUCHDOWN. (6:09) (Shotgun) L.Murray up the middle for 8 yards, TOUCHDOWN. vs. Baltimore, 09/13/21

0 to, Las Vegas 26, Pittsburgh 17 @ Pittsburgh, 09/19/21	NO TURNOVERS	0 to, Las Vegas 32, Denver 31 @ Denver, 01/03/21
0 pen, L.A. Chargers 34, Las Vegas 10 @ San Diego, 12/04/05	NO PENALTIES	0 pen, Kansas City 40, Las Vegas 9 @ Kansas City, 12/01/19
4 , Las Vegas 33, Baltimore 27 (4:17) (Shotgun) J.Jacobs up the middle for 2 yards, TOUCHDOWN. (9:24) J.Jacobs right guard for 15 yards, TOUCHDOWN. (3:50) (Shotgun) D.Carr pass short right to D.Waller for 10 yards, TOUCHDOWN. (3:44) (Shotgun) D.Carr pass deep right to Z.Jones for 31 yards, TOUCHDOWN. vs. Baltimore, 09/13/21	FOUR TOTAL TOUCHDOWNS	4 , L.A. Chargers 30, Las Vegas 27 (6:02) (Shotgun) J.Herbert pass short middle to H.Henry for 10 yards, TOUCHDOWN. (:25) (Shotgun) J.Herbert pass deep right to Ty.Johnson for 26 yards, TOUCHDOWN. (2:12) K.Ballage right guard for 1 yard, TOUCHDOWN. (1:32) C.Toner reported in as eligible. J.Herbert left guard for 1 yard, TOUCHDOWN. vs. L.A. Chargers, 12/17/20
Atlanta 43, Las Vegas 6 @ Atlanta, 11/29/20	GAME WITHOUT TOUCHDOWNS	Las Vegas 16, Cleveland 6 @ Cleveland, 11/01/20
41:28 TOP, Las Vegas 30, Denver 20 vs. Denver, 11/06/16 vs. Denver, 11/15/20	OVER 40:00 TIME OF POSSESSION (NON-OT) NO SACKS/NO INTERCEPTIONS ALLOWED	41:38 TOP, Miami 33, Las Vegas 17 vs. Miami, 11/28/10 vs. Indianapolis, 12/13/20
(7, 10, 7, 7 Points), Las Vegas 31, N.Y. Jets 28 @ N.Y. Jets, 12/06/20	SCORE TOUCHDOWN IN EACH QUARTER	(7, 10, 7, 0, 6 Points), L.A. Chargers 30, Las Vegas 27 vs. L.A. Chargers, 12/17/20
30 (first half), Las Vegas 37, L.A. Chargers 29 @ San Diego, 10/25/15	30 ONE-HALF POINTS	38 (first half), L.A. Rams 52, Las Vegas 0 @ St. Louis, 11/30/14
21 (Q2), Las Vegas 40, Kansas City 32 @ Kansas City, 10/11/20	SCORED 20+ POINTS IN ONE QUARTER	21 (Q4), Tampa Bay 45, Las Vegas 20 vs. Tampa Bay, 10/25/20
Kansas City 40, Las Vegas 9 @ Kansas City, 12/01/19	ZERO POINTS SCORED IN FIRST HALF	Las Vegas 24, Chicago 21 vs. Chicago, 10/06/19
Las Vegas 37, Denver 12 vs. Denver, 11/15/20	WON GAME BY 20+ POINTS	Atlanta 43, Las Vegas 6 @ Atlanta, 11/29/20
3 tds, Josh Jacobs: (1-Rushing, 7-Rushing, 6-Rushing) @ Carolina, 09/13/20	THREE TOUCHDOWNS BY A PLAYER	3 tds, Derrick Henry: (9-Rushing, 60-Rushing, 1-Rushing) @ Seattle, 09/19/21
4 tds, Darren McFadden: (4-Rushing, 19-Pass Reception, 4-Rushing, 57-Rushing) @ Denver, 10/24/10	FOUR TOUCHDOWNS BY A PLAYER	4 tds, Aaron Jones: (4-Pass Reception, 1-Pass Reception, 11-Pass Reception, 1-Rushing) @ Green Bay, 09/20/21
* Never Has Happened *	FIVE TOUCHDOWNS BY A PLAYER	5 tds, Jamaal Charles: (49-Pass Reception, 39-Pass Reception, 1-Rushing, 16-Pass Reception, 71-Pass Reception) vs. Kansas City, 12/15/13



UPDATED BIOS



JOHNATHAN ABRAM

24

POSITION: S

HT/WT: 6-0/205

ACQUIRED: D1C-'19

BORN: 10/25/96

RAIDERS SEASON: 3

NFL SEASON: 3

COLLEGE: Mississippi State

HOMETOWN: Columbia, Miss.

2021: (9/13) vs. Bal.: Started in the contest and finished third on the team with nine tackles (five solo) and added one pass defended...**(9/19) at Pit.:** Started and finished second on the team with seven tackles (five)...Added one stop on special teams.


JOHNATHAN ABRAM'S NFL REGULAR SEASON DEFENSIVE STATISTICS

				TACKLES								INTERCEPTIONS							O. FUMB				ST					MISC	
DATE	TEAM	GP	GS	TK	S	A	TFL	YDS	SK	YDS	QBH	NO	YDS	LG	TD	PD	FF	FR	TD	YDS	TK	S	A	FF	FR	S	A		
2019	Raiders	1	1	5	1	4	0	0	0.0	0.0	0	0	0	0	0	1	0	0	0	0	0	0	0	0	0	0	0		
2020	Raiders	13	13	79	57	22	3	5	0.0	0.0	4	2	29	24	0	6	0	0	0	0	7	3	4	0	1	0	0		
2021	Raiders	2	2	16	10	6	1	3	0.0	0.0	0	0	0	0	0	1	0	0	0	0	2	1	1	0	0	0	0		
NFL TOTALS		16	16	100	68	32	4	8	0.0	0.0	4	2	29	24	0	8	0	0	0	0	9	4	5	0	1	0	0		

JOHNATHAN ABRAM'S 2021 GXG REGULAR-SEASON STATISTICS (RAIDERS)

			TACKLES								INTERCEPTIONS						O. FUMB				ST					MISC			
DATE	OPPONENT	P/S	TK	S	A	SK	YDS	TFL	YDS	QBH	NO	YDS	LG	TD	PD	FF	FR	TD	YDS	TK	S	A	FF	FR	S	A	W/L	SCORE	
09/13	Ravens	S	9	5	4	0.0	0.0	0	0	0	0	0	0	0	1	0	0	0	0	1	0	1	0	0	0	0	W	33-27+	
09/19	at Steelers	S	7	5	2	0.0	0.0	1	3	0	0	0	0	0	0	0	0	0	0	1	1	0	0	0	0	0	W	26-17	
2021 TOTALS		2-2	16	10	6	0.0	0.0	1	3	0	0	0	0	0	1	0	0	0	0	2	1	1	0	0	0	0	2-0		

+ - Overtime



DAMON ARNETTE

20

POSITION: CB
HT/WT: 6-0/195
ACQUIRED: D1B-'20
BORN: 02/09/96
RAIDERS SEASON: 2
NFL SEASON: 2
COLLEGE: Ohio State
HOMETOWN: Fort Lauderdale, Fla.

2021: (9/13) vs. Bal.: Appeared in a reserve role on both defense and special teams...(9/19) **at Pit.:** Recorded one pass defense in the win...Also appeared on special teams.


DAMON ARNETTE'S NFL REGULAR SEASON DEFENSIVE STATISTICS

				TACKLES								INTERCEPTIONS						O. FUMB				ST					MISC	
DATE	TEAM	GP	GS	TK	S	A	TFL	YDS	SK	YDS	QBH	NO	YDS	LG	TD	PD	FF	FR	TD	YDS	TK	S	A	FF	FR	S	A	
2020	Raiders	9	7	25	21	4	1	1	0.0	0.0	0	0	0	0	0	2	0	0	0	0	0	0	0	0	0	0	0	
2021	Raiders	2	0	0	0	0	0	0	0.0	0.0	0	0	0	0	0	1	0	0	0	0	0	0	0	0	0	0	0	
NFL TOTALS		11	7	25	21	4	1	1	0.0	0.0	0	0	0	0	0	3	0	0	0	0	0	0	0	0	0	0	0	

DAMON ARNETTE'S 2021 GXG REGULAR-SEASON STATISTICS (RAIDERS)

			TACKLES								INTERCEPTIONS						O. FUMB				ST					MISC			
DATE	OPPONENT	P/S	TK	S	A	SK	YDS	TFL	YDS	QBH	NO	YDS	LG	TD	PD	FF	FR	TD	YDS	TK	S	A	FF	FR	S	A	W/L	SCORE	
09/13	Ravens	P	0	0	0	0.0	0.0	0	0	0	0	0	0	0	0	0	0	0	0	0	0	0	0	0	0	0	W	33-27+	
09/19	at Steelers	P	0	0	0	0.0	0.0	0	0	0	0	0	0	0	1	0	0	0	0	0	0	0	0	0	0	0	W	26-17	
2021 TOTALS		2-0	0	0	0	0.0	0.0	0	0	0	0	0	0	0	1	0	0	0	0	0	0	0	0	0	0	0	2-0		

+ - Overtime



PEYTON BARBER

31

POSITION: RB
HT/WT: 5-11/225
ACQUIRED: FA-'21
BORN: 06/27/94
RAIDERS SEASON: 1
NFL SEASON: 6
COLLEGE: Auburn
HOMETOWN: Alpharetta, Ga.

2021: (9/13) vs. Bal.: Did not play...**(9/19) at Pit.:** Made his Raiders debut, leading the team with 13 carries for 32 yards.

PEYTON BARBER'S NFL REGULAR SEASON RUSHING/RECEIVING STATISTICS

RUSHING									RECEIVING				
DATE	TEAM	GP	GS	NO.	YDS.	AVG.	LG	TD	NO.	YDS.	AVG.	LG	TD
2016	Buccaneers	15	1	55	223	4.1	44t	1	5	28	5.6	11	0
2017	Buccaneers	16	4	108	423	3.9	34	3	16	114	7.1	34	0
2018	Buccaneers	16	16	234	871	3.7	28	5	20	92	4.6	10	1
2019	Buccaneers	16	7	154	470	3.1	17	6	16	115	7.2	16	1
2020	Washington	16	2	94	258	2.7	15	4	4	12	3.0	7	0
2021	Washington	0	0	0	0	0.0	0	0	0	0	0.0	0	0
Went from Washington to Las Vegas.													
2021	Raiders	1	0	13	32	2.5	13	0	0	0	0.0	0	0
2021	TOTAL	1	0	13	32	2.5	13	0	0	0	0.0	0	0
NFL TOTALS		80	30	658	2,277	3.5	44T	19	61	361	5.9	34	2

PEYTON BARBER'S NFL REGULAR SEASON RETURN STATISTICS

KICKOFF RETURNS							PUNT RETURNS					
DATE	TEAM	RET.	YDS.	AVG.	LG	TD	NO.	FC	YDS.	AVG.	LG	TD
2016	Buccaneers	0	0	0.0	0	0	0	0	0	0.0	0	0
2017	Buccaneers	0	0	0.0	0	0	0	0	0	0.0	0	0
2018	Buccaneers	0	0	0.0	0	0	0	0	0	0.0	0	0
2019	Buccaneers	0	0	0.0	0	0	0	0	0	0.0	0	0
2020	Washington	0	0	0.0	0	0	0	0	0	0.0	0	0
2021	Washington	0	0	0.0	0	0	0	0	0	0.0	0	0
Went from Washington to Las Vegas.												
2021	Raiders	0	0	0.0	0	0	0	0	0	0.0	0	0
2021	TOTAL	0	0	0.0	0	0	0	0	0	0.0	0	0
NFL TOTALS		0	0	0.0	0	0	0	0	0	0.0	0	0

100-YARD RUSHING GAMES (2): REGULAR SEASON

DATE	TEAM	ATT.	YDS.	AVG.	LG	TD
12/03/17	at Packers	23	102	4.4	19	0
11/18/18	at Giants	18	106	5.9	28	1

PEYTON BARBER'S 2021 GXG REGULAR-SEASON STATISTICS (WASHINGTON/RAIDERS)

			RUSHING					RECEIVING							
DATE	OPPONENT	P/S	NO.	YDS.	AVG.	LG	TD	NO.	YDS.	AVG.	LG	TD	W/L	SCORE	
09/12	Chargers		DID NOT PLAY											L	16-20
Went from Washington to Raiders.															
09/19	at Steelers	P	13	32	2.5	13	0	0	0	0.0	0	0	W	26-17	
2021 TOTALS		1-0	13	32	2.5	13	0	0	0	0.0	0	0	1-1		



NICK BOWERS

82

POSITION: TE
HT/WT: 6-4/260
ACQUIRED: FA-'20
BORN: 05/26/96

RAIDERS SEASON: 1
NFL SEASON: 1
COLLEGE: Penn State
HOMETOWN: Kittanning, Pa.

2021: (9/19) at Pit.: Inactive.

NICK BOWERS' NFL REGULAR SEASON RUSHING/RECEIVING STATISTICS

DATE	TEAM	GP	GS	RECEIVING					RUSHING				
				NO.	YDS.	AVG.	LG	TD	NO.	YDS.	AVG.	LG	TD
2020	Raiders	0	0	0	0	0.0	0	0	0	0	0.0	0	0
2021	Raiders	0	0	0	0	0.0	0	0	0	0	0.0	0	0
NFL TOTALS		0	0	0	0	0.0	0	0	0	0	0.0	0	0

NICK BOWERS' NFL REGULAR SEASON RETURN STATISTICS

KICKOFF RETURNS							PUNT RETURNS					
DATE	TEAM	RET.	YDS.	AVG.	LG	TD	NO.	FC	YDS.	AVG.	LG	TD
2020	Raiders	0	0	0.0	0	0	0	0	0	0.0	0	0
2021	Raiders	0	0	0.0	0	0	0	0	0	0.0	0	0
NFL TOTALS		0	0	0.0	0	0	0	0	0	0.0	0	0

NICK BOWERS' 2021 GXG REGULAR-SEASON STATISTICS (RAIDERS)

DATE	OPPONENT	P/S	RECEIVING					RUSHING					W/L	SCORE
			NO.	YDS.	AVG.	LG	TD	NO.	YDS.	AVG.	LG	TD		
09/13	Ravens		ON INACTIVE LIST										W	33-27+
09/19	at Steelers		ON INACTIVE LIST										W	26-17
2021 TOTALS		0-0	0	0	0.0	0	0	0	0	0.0	0	0	2-0	

+ - Overtime



DANIEL CARLSON

2

POSITION: K
HT/WT: 6-5/215
ACQUIRED: FA-'18
BORN: 01/23/95
RAIDERS SEASON: 4
NFL SEASON: 4
COLLEGE: Auburn
HOMETOWN: Colorado Springs, Colo.

2021: (9/13) vs. Bal.: Converted on FGs of 34 and 55 yards...His 55-yard FG came as time expired in the fourth quarter to send the game into overtime...Connected on three PATs...**(9/19) at Pit.:** Converted on FGs of 46, 33, 41 and 45 yards in the win...His 45-yard FG with 20 seconds left in the game sealed the win for the Silver and Black...Connected on two PATs.

DANIEL CARLSON'S NFL REGULAR SEASON KICKING STATISTICS

DATE	TEAM	GP	FGM	FGA	PCT.	LG	XP	XPA	PCT.	BLK	PTS
2018	Vikings	2	1	4	25.0	48	6	6	100.0	0	9
Went from Minnesota to Oakland.											
2018	Raiders	10	16	17	94.1	50	18	18	100.0	0	66
2018	TOTAL	12	17	21	81.0	50	24	24	100.0	0	75
2019	Raiders	16	19	26	73.1	48	34	36	94.4	0	91
2020	Raiders	16	33	35	94.3	54	45	47	95.7	0	144
2021	Raiders	2	6	6	100.0	55	5	5	100.0	0	23
NFL TOTALS		46	75	88	85.2	55	108	112	96.4	0	333


DANIEL CARLSON'S NFL REGULAR SEASON FIELD-GOAL ACCURACY STATISTICS

DATE	TEAM	1-19	PCT.	20-29	PCT.	30-39	PCT.	40-49	PCT.	50+	PCT.
2018	Vikings	0-0	0.0	0-0	0.0	0-1	0.0	1-3	33.3	0-0	0.0
Went from Minnesota to Oakland.											
2018	Raiders	0-0	0.0	2-2	100.0	3-3	100.0	8-9	88.9	3-3	100.0
2018	TOTAL	0-0	0.0	2-2	100.0	3-4	75.0	9-12	75.0	3-3	100.0
2019	Raiders	0-0	0.0	8-8	100.0	5-6	83.3	6-10	60.0	0-2	0.0
2020	Raiders	0-0	0.0	18-18	100.0	8-8	100.0	3-5	60.0	4-4	100.0
2021	Raiders	0-0	0.0	0-0	0.0	2-2	100.0	3-3	100.0	1-1	100.0
NFL TOTALS		0-0	0.0	28-28	100.0	18-20	90.0	21-30	70.0	8-10	80.0

DANIEL CARLSON'S 2021 GXG REGULAR-SEASON STATISTICS (RAIDERS)

DATE	OPPONENT		FIELD GOALS				EXTRA POINTS				PTS	W/L	SCORE
			FGM	FGA	PCT	LG	XP	XPA	PCT	BLK			
09/13	Ravens	P	2	2	100.0	55	3	3	100.0	0	9	W	33-27+
09/19	at Steelers	P	4	4	100.0	46	2	2	100.0	0	14	W	26-17
2021 TOTALS		2	6	6	100.0	55	5	5	100.0	0	23	2-0	

+ - Overtime



DEREK CARR

4

POSITION: QB
HT/WT: 6-3/210
ACQUIRED: D2-'14
BORN: 03/28/91

RAIDERS SEASON: 8
NFL SEASON: 8
COLLEGE: Fresno State
HOMETOWN: Bakersfield, Calif.

2021: (9/13) vs. Bal.: Finished the contest completing 34-of-56 attempts for 435 yards, recording two TDs against on INT for a passer rating of 89.5...His 435 yards passing are most ever in a Raiders opening game, surpassing Marc Wilson's 346 yards in Week 1 of 1986...His 56 passing attempts are tied for third-most in his career while his 435 passing yards are third-most...Led his 22nd fourth quarter comeback of his career. Carr set the NFL record for most fourth quarter comebacks (21) through a player's first seven seasons in the league...**(9/19) at Pit.:** Completed 28-of-37 passes for 382 yards (75.7 percent) with two TDs for a passer rating of 126.2...His 382 passing yards ranked the sixth highest of his career and his 126.2 passer rating ranked eighth in his career...Became just the fourth player in NFL history to record at least 380 passing yards and two TDs in each of his team's first two games of a season.

DEREK CARR'S NFL REGULAR SEASON PASSING/RUSHING STATISTICS

DATE	TEAM	GP	GS	PASSING											RUSHING				
				ATT.	CMP.	PCT.	YDS	AVG.	TD	INT.	LG	SK	LST	RATE	NO.	YDS.	AVG.	LG	TD
2014	Raiders	16	16	599	348	58.1	3,270	5.5	21	12	77t	24	149	76.6	29	92	3.2	41	0
2015	Raiders	16	16	573	350	61.1	3,987	7.0	32	13	68t	31	230	91.1	33	138	4.2	24	0
2016	Raiders	15	15	560	357	63.8	3,937	7.0	28	6	75t	16	79	96.7	39	70	1.8	13	0
2017	Raiders	15	15	515	323	62.7	3,496	6.8	22	13	87t	20	101	86.4	23	66	2.9	32	0
2018	Raiders	16	16	553	381	68.9	4,049	7.3	19	10	66	51	299	93.9	24	47	2.0	15	1
2019	Raiders	16	16	513	361	70.4	4,054	7.9	21	8	75	29	184	100.8	27	82	3.0	15	2
2020	Raiders	16	16	517	348	67.3	4,103	7.9	27	9	85t	26	150	101.4	39	140	3.6	18	3
2021	Raiders	2	2	93	62	66.7	817	8.8	4	1	61t	5	35	104.1	8	15	1.9	5	0
TOTALS		112	112	3,923	2,530	64.5	27,713	7.1	174	72	87T	202	1,227	92.4	222	650	2.9	41	6

DEREK CARR'S 2021 GXG REGULAR-SEASON STATISTICS (RAIDERS)

DATE	OPPONENT	P/S	PASSING											RUSHING					SCORE
			ATT	CMP	YDS	PCT	Y/A	Y/C	TD	INT	LG	SK/YD	RATE	ATT	YDS	LG	TD	W/L	
09/13	Ravens	S	56	34	435	60.7	7.8	12.8	2	1	37	3/26	89.5	4	6	4	0	W	33-27+
09/19	at Steelers	S	37	28	382	75.7	10.3	13.6	2	0	61t	2/9	126.2	4	9	5	0	W	26-17
2021 TOTALS		2-2	93	62	817	66.7	8.8	13.2	4	1	61T	5/35	104.1	8	15	5	0	2-0	

+ - Overtime

300-YARD PASSING GAMES (27): REGULAR SEASON

DATE	TEAM	NO.	YDS.	AVG.	LG	TD
10/26/14	at Browns	34	328	9.6	31	1
09/20/15	RAVENS	30	351	11.7	68t	3
09/27/15	at Browns	20	314	15.7	55	2
11/01/15	JETS	23	333	14.5	59t	4
11/08/15	at Steelers	24	301	12.5	38t	4
11/15/15	VIKINGS	29	302	10.4	38	2
11/29/15	at Titans	24	330	13.8	41	3
09/11/16	at Saints	24	319	13.3	43	1
10/09/16	CHARGERS	25	317	12.7	64t	2
10/30/16	at Buccaneers	40	513	12.8	68	4
11/27/16	PANTHERS	26	315	12.1	49	2
10/19/17	CHIEFS	29	417	14.4	45t	3
10/29/17	at Bills	31	313	10.1	40	1
11/05/17	at Dolphins	21	300	14.3	44t	1
09/10/18	RAMS	29	303	10.4	45	0
09/23/18	at Dolphins	27	345	12.8	66	1
09/30/18	BROWNS	35	437	12.5	36	4
12/09/18	STEELERS	25	322	12.9	39	2
12/29/19	at Broncos	29	391	13.5	75	1
10/04/20	BILLS	32	311	9.7	37	2
10/11/20	at Chiefs	22	347	15.8	72t	3
12/06/20	at Jets	28	381	13.6	46t	3
12/13/20	COLTS	31	316	10.2	47t	2
12/26/20	DOLPHINS	21	336	16.0	85t	1
01/03/21	at Broncos	24	371	15.5	57	2
09/13/21	RAVENS	34	435	12.8	37	2
09/19/21	at Steelers	28	382	13.6	61t	2



DEREK CARRIER

85

POSITION: TE
HT/WT: 6-3/240
ACQUIRED: UFA-'18 (LAR)
BORN: 07/25/90
RAIDERS SEASON: 4
NFL SEASON: 9
COLLEGE: Beloit
HOMETOWN: Edgerton, Wis.

2021: (9/13) vs. Bal.: Saw action on both offense and special teams in the win...**(9/19) at Pit.:** Appeared in a reserve role on offense, recording two receptions for 13 yards...Added two stops on special teams.

DEREK CARRIER'S NFL REGULAR SEASON RUSHING/RECEIVING STATISTICS

DATE	TEAM	GP	GS	RECEIVING					RUSHING				
				NO.	YDS.	AVG.	LG	TD	NO.	YDS.	AVG.	LG	TD
2013	49ers	5	0	0	0	0.0	0	0	0	0	0.0	0	0
2014	49ers	11	1	9	105	11.7	23	0	1	2	2.0	2	0
2015	Washington	12	12	17	141	8.3	20	1	0	0	0.0	0	0
2016	Washington	8	0	2	10	5.0	6	0	0	0	0.0	0	0
2017	Washington	0	0	0	0	0.0	0	0	0	0	0.0	0	0
Went from Washington to L.A. Rams.													
2017	Rams	14	3	8	71	8.9	17	0	0	0	0.0	0	0
2017	TOTAL	14	3	8	71	8.9	17	0	0	0	0.0	0	0
2018	Raiders	16	2	7	67	9.6	23	1	0	0	0.0	0	0
2019	Raiders	16	4	13	108	8.3	25	1	1	27	27.0	27	0
2020	Raiders	16	0	1	14	14.0	14	0	0	0	0.0	0	0
2021	Raiders	2	1	2	13	6.5	9	0	0	0	0.0	0	0
NFL TOTALS		100	23	59	529	9.0	25	3	2	29	14.5	27	0

DEREK CARRIER'S NFL REGULAR SEASON RETURN STATISTICS

KICKOFF RETURNS							PUNT RETURNS					
DATE	TEAM	RET.	YDS.	AVG.	LG	TD	NO.	FC	YDS.	AVG.	LG	TD
2013	49ers	0	0	0.0	0	0	0	0	0	0.0	0	0
2014	49ers	0	0	0.0	0	0	0	0	0	0.0	0	0
2015	Washington	0	0	0.0	0	0	0	0	0	0.0	0	0
2016	Washington	0	0	0.0	0	0	0	0	0	0.0	0	0
2017	Washington	0	0	0.0	0	0	0	0	0	0.0	0	0
Went from Washington to L.A. Rams.												
2017	Rams	3	41	13.7	14	0	0	0	0	0.0	0	0
2017	TOTAL	3	41	13.7	14	0	0	0	0	0.0	0	0
2018	Raiders	0	0	0.0	0	0	0	0	0	0.0	0	0
2019	Raiders	0	0	0.0	0	0	0	0	0	0.0	0	0
2020	Raiders	0	0	0.0	0	0	0	0	0	0.0	0	0
2021	Raiders	0	0	0.0	0	0	0	0	0	0.0	0	0
NFL TOTALS		3	41	13.7	14	0	0	0	0	0.0	0	0

DEREK CARRIER'S 2021 GXG REGULAR-SEASON STATISTICS (RAIDERS)

DATE	OPPONENT	P/S	RECEIVING					RUSHING					W/L	SCORE
			NO.	YDS.	AVG.	LG	TD	NO.	YDS.	AVG.	LG	TD		
09/13	Ravens	P	0	0	0.0	0	0	0	0	0.0	0	0	W	33-27+
09/19	at Steelers	S	2	13	6.5	9	0	0	0	0.0	0	0	W	26-17
2021 TOTALS		2-1	2	13	6.5	9	0	0	0	0.0	0	0	2-0	

+ - Overtime



AJ COLE

6

POSITION: P

HT/WT: 6-4/220

ACQUIRED: FA-'19

BORN: 11/27/95

RAIDERS SEASON: 3

NFL SEASON: 3

COLLEGE: N.C. State

HOMETOWN: College Park, Ga.

2021: (9/13) vs. Bal.: Averaged 52.7 yards, placing two punts inside the 20-yard line...**(9/19) at Pit.:** Averaged 47.5 yards, placing two punts inside the 20-yard line.

AJ COLE'S NFL REGULAR SEASON PUNTING STATISTICS

DATE	TEAM	GP	NO.	YDS.	AVG.	OPP. RET.	YDS.	NET YDS.	AVG.	TB	IN20	LG	BK
2019	Raiders	16	67	3,081	46.0	30	318	2,643	39.4	6	33	74	0
2020	Raiders	16	44	1,939	44.1	14	133	1,766	40.1	2	20	63	0
2021	Raiders	2	10	506	50.6	6	88	398	39.8	1	4	67	0
NFL TOTALS		34	121	5,526	45.7	50	539	4,807	39.7	9	57	74	0

AJ COLE'S 2021 GXG REGULAR-SEASON STATISTICS (RAIDERS)

DATE	OPPONENT		NO.	YDS.	AVG.	OPP. RET.	YDS.	NET YDS.	AVG	TB	IN20	LG	BK	W/L	SCORE
09/13	Ravens	P	6	316	52.7	4	67	249	41.5	0	2	67	0	W	33-27+
09/19	at Steelers	P	4	190	47.5	2	21	149	37.3	1	2	55	0	W	26-17
2021 TOTALS		2	10	506	50.6	6	88	398	39.8	1	4	67	0	2-0	

+ - Overtime



MAXX CROSBY

98

POSITION: DE
HT/WT: 6-5/255
ACQUIRED: D4A-'19
BORN: 08/22/97

RAIDERS SEASON: 3
NFL SEASON: 3
COLLEGE: Eastern Michigan
HOMETOWN: Colleyville, Texas

2021: (9/13) vs. Bal.: Finished with six tackles (four solo) and two sacks...Became just the third Raiders player since 2000 to record at least two sacks in a season opener, joining Benson Mayowa (2019) and Richard Seymour (2009, 2011)...Has recorded 19.0 sacks in just 33 career games, tied for second fewest games to reach the mark (Khalil Mack -33 games, Bill Pickel – 33 games) and trailing only Anthony Smith (23.5 sacks in 31 games)...Marks the fourth multi-sack game of his career...(9/19) at Pit.: Started and recorded two tackles (two), including one tackle for loss.

MAXX CROSBY'S NFL REGULAR SEASON DEFENSIVE STATISTICS

DATE	TEAM	GP	GS	TACKLES							QBH	INTERCEPTIONS					O. FUMB				ST					MISC	
				TK	S	A	TFL	YDS	SK	YDS		NO	YDS	LG	TD	PD	FF	FR	TD	YDS	TK	S	A	FF	FR	S	A
2019	Raiders	16	10	46	35	11	16	77	10.0	69.5	14	0	0	0	0	4	4	0	0	0	1	1	0	0	0	0	0
2020	Raiders	16	16	39	20	19	14	52	7.0	38.0	13	0	0	0	0	1	0	1	0	0	0	0	0	0	0	0	0
2021	Raiders	2	2	8	6	2	3	12	2.0	12.0	10	0	0	0	0	0	0	0	0	0	0	0	0	0	0	0	0
NFL TOTALS		34	28	93	61	32	33	141	19.0	119.5	37	0	0	0	0	5	4	1	0	0	1	1	0	0	0	0	0

MAXX CROSBY'S 2021 GXG REGULAR-SEASON STATISTICS (RAIDERS)

			TACKLES								INTERCEPTIONS					O. FUMB				ST					MISC			
DATE	OPPONENT	P/S	TK	S	A	SK	YDS	TFL	YDS	QBH	NO	YDS	LG	TD	PD	FF	FR	TD	YDS	TK	S	A	FF	FR	S	A	W/L	SCORE
09/13	Ravens	S	6	4	2	2.0	12.0	2	12	5	0	0	0	0	0	0	0	0	0	0	0	0	0	0	0	0	W	33-27+
09/19	at Steelers	S	2	2	0	0.0	0.0	1	0	5	0	0	0	0	0	0	0	0	0	0	0	0	0	0	0	0	W	26-17
2021 TOTALS		2-2	8	6	2	2.0	12.0	3	12	10	0	0	0	0	0	0	0	0	0	0	0	0	0	0	0	0	2-0	

+ - Overtime



DIVINE DEABLO

5

POSITION: LB
HT/WT: 6-3/226
ACQUIRED: D3B - '21
BORN: 08/17/98

RAIDERS SEASON: R
NFL SEASON: R
COLLEGE: Virginia Tech
HOMETOWN: Winston-Salem, N.C.

2021: (9/13) vs. Bal.: Made his NFL debut, appearing exclusively on special teams...(9/19) **at Pit.:** Appeared exclusively on special teams in the win.

DIVINE DEABLO'S NFL REGULAR SEASON DEFENSIVE STATISTICS

				TACKLES								INTERCEPTIONS						O. FUMB				ST					MISC	
DATE	TEAM	GP	GS	TK	S	A	TFL	YDS	SK	YDS	QBH	NO	YDS	LG	TD	PD	FF	FR	TD	YDS	TK	S	A	FF	FR	S	A	
2021	Raiders	2	0	0	0	0	0	0	0.0	0.0	0	0	0	0	0	0	0	0	0	0	0	0	0	0	0	0	0	
NFL TOTALS		2	0	0	0	0	0	0	0.0	0.0	0	0	0	0	0	0	0	0	0	0	0	0	0	0	0	0	0	

DIVINE DEABLO'S 2021 GXG REGULAR-SEASON STATISTICS (RAIDERS)

			TACKLES								INTERCEPTIONS						O. FUMB				ST					MISC			
DATE	OPPONENT	P/S	TK	S	A	SK	YDS	TFL	YDS	QBH	NO	YDS	LG	TD	PD	FF	FR	TD	YDS	TK	S	A	FF	FR	S	A	W/L	SCORE	
09/13	Ravens	P	0	0	0	0.0	0.0	0	0	0	0	0	0	0	0	0	0	0	0	0	0	0	0	0	0	0	W	33-27+	
09/19	at Steelers	P	0	0	0	0.0	0.0	0	0	0	0	0	0	0	0	0	0	0	0	0	0	0	0	0	0	0	W	26-17	
2021 TOTALS		2-0	0	0	0	0.0	0.0	0	0	0	0	0	0	0	0	0	0	0	0	0	0	0	0	0	0	0	2-0		

+ - Overtime



KENYAN DRAKE

23

POSITION: RB
HT/WT: 6-1/211
ACQUIRED: UFA-'21 (ARI.)
BORN: 01/26/94
RAIDERS SEASON: 1
NFL SEASON: 6
COLLEGE: Alabama
HOMETOWN: Powder Springs, Ga.

2021: (9/13) vs. Bal.: Recorded five receptions for 59 yards (11.8 avg.) with a 21-yard long and added six carries for 11 yards...**(9/19) at Pit.:** Started in the win and totaled five receptions for 46 yards with seven carries for nine yards.

KENYAN DRAKE'S NFL REGULAR SEASON RUSHING/RECEIVING STATISTICS

DATE	TEAM	GP	GS	RUSHING					RECEIVING				
				NO.	YDS.	AVG.	LG	TD	NO.	YDS.	AVG.	LG	TD
2016	Dolphins	16	1	33	179	5.4	45t	2	9	46	5.1	9	0
2017	Dolphins	16	6	133	644	4.8	66t	3	32	239	7.5	47	1
2018	Dolphins	16	7	120	535	4.5	54t	4	53	477	9.0	52t	5
2019	Dolphins	6	2	47	174	3.7	11	0	22	174	7.9	26	0
Went from Miami to Arizona.													
2019	Cardinals	8	8	123	643	5.2	80t	8	28	171	6.1	21	0
2019	TOTAL	14	10	170	817	4.8	80t	8	50	345	6.9	26	0
2020	Cardinals	15	13	239	955	4.0	69t	10	25	137	5.5	18	0
2021	Raiders	2	1	13	20	1.5	6	0	10	105	10.5	21	0
NFL TOTALS		79	38	708	3,150	4.4	80T	27	179	1,349	7.5	52T	6

KENYAN DRAKE'S NFL REGULAR SEASON RETURN STATISTICS

KICKOFF RETURNS							PUNT RETURNS					
DATE	TEAM	RET.	YDS.	AVG.	LG	TD	NO.	FC	YDS.	AVG.	LG	TD
2016	Dolphins	13	397	30.5	96t	1	0	0	0	0.0	0	0
2017	Dolphins	7	147	21.0	34	0	0	0	0	0.0	0	0
2018	Dolphins	10	213	21.3	26	0	0	0	0	0.0	0	0
2019	Dolphins	1	15	15.0	15	0	0	0	0	0.0	0	0
Went from Miami to Arizona.												
2019	Cardinals	0	0	0.0	0	0	0	0	0	0.0	0	0
2019	TOTAL	1	15	15.0	15	0	0	0	0	0.0	0	0
2020	Cardinals	0	0	0.0	0	0	0	0	0	0.0	0	0
2021	Raiders	0	0	0.0	0	0	0	0	0	0.0	0	0
NFL TOTALS		31	772	24.9	96T	1	0	0	0	0.0	0	


100-YARD RUSHING GAMES (7): REGULAR SEASON

DATE	TEAM	ATT.	YDS.	AVG.	LG	TD
12/03/17	BRONCOS	23	120	5.2	42t	1
12/11/17	PATRIOTS	25	114	4.6	31	0
10/31/19	49ERS	15	110	7.3	36	1
12/15/19	BROWNS	22	137	6.2	21	4
12/22/19	at Seahawks	24	166	6.9	80t	2
10/19/20	at Cowboys	20	164	8.2	69t	2
11/15/20	BILLS	16	100	6.3	20	0

KENYAN DRAKE'S 2021 GXG REGULAR-SEASON STATISTICS (RAIDERS)

DATE	OPPONENT	P/S	RUSHING					RECEIVING					W/L	SCORE
			NO.	YDS.	AVG.	LG	TD	NO.	YDS.	AVG.	LG	TD		
09/13	Ravens	P	6	11	1.8	6	0	5	59	11.8	21	0	W	33-27+
09/19	at Steelers	S	7	9	1.3	5	0	5	46	9.2	13	0	W	26-17
2021 TOTALS			13	20	1.5	6	0	10	105	10.5	21	0	2-0	

+ - Overtime



BRYAN EDWARDS

89

POSITION: WR
HT/WT: 6-3/215
ACQUIRED: D3B-'20
BORN: 11/13/98
RAIDERS SEASON: 2
NFL SEASON: 2
COLLEGE: South Carolina
HOMETOWN: Conway, S.C.

2021: (9/13) vs. Bal.: Recorded four receptions for 81 yards with a 32-yard long in the win...**(9/19) at Pit.:** Finished with three receptions for 40 yards with an 18-yard long.

BRYAN EDWARDS' NFL REGULAR SEASON RUSHING/RECEIVING STATISTICS

DATE	TEAM	GP	GS	RECEIVING					RUSHING				
				NO.	YDS.	AVG.	LG	TD	NO.	YDS.	AVG.	LG	TD
2020	Raiders	12	3	11	193	17.5	34	1	0	0	0.0	0	0
2021	Raiders	2	1	7	121	17.3	32	0	0	0	0.0	0	0
NFL TOTALS		14	4	18	314	17.4	34	1	0	0	0.0	0	0


BRYAN EDWARDS' NFL REGULAR SEASON RETURN STATISTICS

KICKOFF RETURNS							PUNT RETURNS					
DATE	TEAM	RET.	YDS.	AVG.	LG	TD	NO.	FC	YDS.	AVG.	LG	TD
2020	Raiders	0	0	0.0	0	0	0	0	0	0.0	0	0
2021	Raiders	0	0	0.0	0	0	0	0	0	0.0	0	0
NFL TOTALS		0	0	0.0	0	0	0	0	0	0.0	0	0

BRYAN EDWARDS' 2021 GXG REGULAR-SEASON STATISTICS (RAIDERS)

DATE	OPPONENT	P/S	RECEIVING					RUSHING					W/L	SCORE
			NO.	YDS.	AVG.	LG	TD	NO.	YDS.	AVG.	LG	TD		
09/13	Ravens	S	4	81	20.3	32	0	0	0	0.0	0	0	W	33-27+
09/19	at Steelers	P	3	40	13.3	18	0	0	0	0.0	0	0	W	26-17
2021 TOTALS		2-1	7	121	17.3	32	0	0	0	0.0	0	0	2-0	

+ - Overtime



JERMAINE ELUEMUNOR

72

POSITION: OL
HT/WT: 6-4/335
ACQUIRED: FA-'21
BORN: 12/13/94

RAIDERS SEASON: 1
NFL SEASON: 5
COLLEGE: Texas A&M
HOMETOWN: Rockaway, N.J.

2021: (9/13) vs. Bal.: Filled in at right guard due to injuries on the line...Helped allow QB Derek Carr to record 435 passing yards, marking the third-most of his career...**(9/19) at Pit.:** Started at right guard in the win, helping Carr complete 28-of-37 passes for 382 yards with two TDs for a passer rating of 126.2.

JERMAINE ELUEMUNOR'S NFL REGULAR SEASON STATISTICS

DATE	TEAM	GP	GS
2017	Ravens	8	2
2018	Ravens	9	1
2019	Ravens	0	0
Went from Baltimore to New England .			
2019	Patriots	10	0
2019	TOTAL	10	0
2020	Patriots	12	8
2021	Dolphins	0	0
NFL TOTALS		39	11

JERMAINE ELUEMUNOR'S 2021 GXG REGULAR-SEASON STATISTICS (DOLPHINS)

DATE	OPPONENT	P/S	W/L	SCORE
09/12	at Patriots		W	17-16
09/19	Bills		L	0-35
2021 TOTALS		0-0	1-1	



CLELIN FERRELL

99

POSITION: DE

HT/WT: 6-4/265

ACQUIRED: D1A-'19

BORN: 05/17/97

RAIDERS SEASON: 3

NFL SEASON: 3

COLLEGE: Clemson

HOMETOWN: Richmond, Va.

2021: (9/13) vs. Bal.: Inactive...(9/19) at Pit.: Appeared in a reserve role on defense.

CLELIN FERRELL'S NFL REGULAR SEASON DEFENSIVE STATISTICS

				TACKLES								INTERCEPTIONS					O. FUMB				ST					MISC	
DATE	TEAM	GP	GS	TK	S	A	TFL	YDS	SK	YDS	QBH	NO	YDS	LG	TD	PD	FF	FR	TD	YDS	TK	S	A	FF	FR	S	A
2019	Raiders	15	15	38	24	14	8	39	4.5	35.0	8	0	0	0	0	5	0	1	0	0	0	0	0	0	0	0	0
2020	Raiders	11	11	27	18	9	3	4	2.0	7.0	10	0	0	0	0	3	2	0	0	0	0	0	0	0	0	0	0
2021	Raiders	1	0	0	0	0	0	0	0.0	0.0	0	0	0	0	0	0	0	0	0	0	0	0	0	0	0	0	0
NFL TOTALS		27	26	65	42	23	11	43	6.5	42.0	18	0	0	0	0	8	2	1	0	0	0	0	0	0	0	0	0

CLELIN FERRELL'S 2021 GXG REGULAR-SEASON STATISTICS (RAIDERS)

			TACKLES								INTERCEPTIONS					O. FUMB				ST				MISC						
DATE	OPPONENT	P/S	TK	S	A	SK	YDS	TFL	YDS	QBH	NO	YDS	LG	TD	PD	FF	FR	TD	YDS	TK	S	A	FF	FR	S	A	W/L	SCORE		
09/13	Ravens										ON INACTIVE LIST																		W	33-27+
09/19	at Steelers	P	0	0	0	0.0	0.0	0	0	0	0	0	0	0	0	0	0	0	0	0	0	0	0	0	0	0	0	W	26-17	
2021 TOTALS		1-0	0	0	0	0.0	0.0	0	0	0	0	0	0	0	0	0	0	0	0	0	0	0	0	0	0	0	0	2-0		

+ - Overtime



TYREE GILLESPIE

37

POSITION: S
HT/WT: 6-0/207
ACQUIRED: D4 - '21
BORN: 05/09/97
RAIDERS SEASON: R
NFL SEASON: R
COLLEGE: Missouri
HOMETOWN: Ocala, Fla.

2021: (9/13) vs. Bal.: Made his NFL debut, appearing exclusively on special teams...(9/19) **at Pit.:** Saw action in a reserve role on defense...Also appeared on special teams, assisting on one stop with the unit.

TYREE GILLESPIE'S NFL REGULAR SEASON DEFENSIVE STATISTICS

				TACKLES								INTERCEPTIONS						O. FUMB				ST					MISC	
DATE	TEAM	GP	GS	TK	S	A	TFL	YDS	SK	YDS	QBH	NO	YDS	LG	TD	PD	FF	FR	TD	YDS	TK	S	A	FF	FR	S	A	
2021	Raiders	2	0	0	0	0	0	0	0.0	0.0	0	0	0	0	0	0	0	0	0	0	1	0	1	0	0	0	0	
NFL TOTALS		2	0	0	0	0	0	0	0.0	0.0	0	0	0	0	0	0	0	0	0	0	1	0	1	0	0	0	0	

TYREE GILLESPIE'S 2021 GXG REGULAR-SEASON STATISTICS (RAIDERS)

			TACKLES								INTERCEPTIONS						O. FUMB				ST					MISC			
DATE	OPPONENT	P/S	TK	S	A	SK	YDS	TFL	YDS	QBH	NO	YDS	LG	TD	PD	FF	FR	TD	YDS	TK	S	A	FF	FR	S	A	W/L	SCORE	
09/13	Ravens	P	0	0	0	0.0	0.0	0	0	0	0	0	0	0	0	0	0	0	0	0	0	0	0	0	0	0	W	33-27+	
09/19	at Steelers	P	0	0	0	0.0	0.0	0	0	0	0	0	0	0	0	0	0	0	0	1	0	1	0	0	0	0	W	26-17	
2021 TOTALS		2-0	0	0	0	0.0	0.0	0	0	0	0	0	0	0	0	0	0	0	0	1	0	1	0	0	0	0	2-0		

+ - Overtime



JOHNATHAN HANKINS

90

POSITION: DT
HT/WT: 6-3/340
ACQUIRED: FA-'18
BORN: 03/30/92

RAIDERS SEASON: 4
NFL SEASON: 9
COLLEGE: Ohio State
HOMETOWN: Dearborn Heights, Mich.

2021: (9/13) vs. Bal.: Finished with two tackles on defense...(9/19) at Pit.: Started in the contest, seeing action on both defense and special teams.

JOHNATHAN HANKINS' NFL REGULAR SEASON DEFENSIVE STATISTICS

				TACKLES								INTERCEPTIONS						O. FUMB				ST						MISC	
DATE	TEAM	GP	GS	TK	S	A	TFL	YDS	SK	YDS	QBH	NO	YDS	LG	TD	PD	FF	FR	TD	YDS	TK	S	A	FF	FR	S	A		
2013	Giants	11	0	16	9	7	2	2	0.0	0.0	2	0	0	0	0	0	0	0	0	0	0	0	0	0	0	0	0		
2014	Giants	16	16	51	30	21	8	37	7.0	53.0	13	0	0	0	0	3	1	0	0	0	0	0	0	0	0	0	0		
2015	Giants	9	9	30	21	9	1	0	0.0	0.0	2	0	0	0	0	1	1	0	0	0	0	0	0	0	0	0	0		
2016	Giants	16	16	43	29	14	8	6	3.0	16.5	10	0	0	0	0	0	1	0	0	0	0	0	0	0	0	0	0		
2017	Colts	15	15	44	24	20	4	7	2.0	3.0	5	0	0	0	0	3	0	0	0	0	0	0	0	0	0	0	0		
2018	Raiders	15	14	36	21	15	4	9	0.0	0.0	2	0	0	0	0	0	0	2	0	0	0	0	0	0	0	0	0		
2019	Raiders	16	16	50	28	22	7	13	1.5	7.5	6	0	0	0	0	1	0	0	0	0	0	0	0	0	0	0	0		
2020	Raiders	16	16	48	27	21	1	9	1.0	9.0	4	0	0	0	0	0	0	1	0	0	0	0	0	0	0	0	0		
2021	Raiders	2	2	2	0	2	0	0	0.0	0.0	0	0	0	0	0	0	0	0	0	0	0	0	0	0	0	0	0		
NFL TOTALS		116	104	320	189	131	35	83	14.5	89.0	44	0	0	0	0	8	3	3	0	0	0	0	0	0	0	0	0		

JOHNATHAN HANKINS' 2021 GXG REGULAR-SEASON STATISTICS (RAIDERS)

			TACKLES							INTERCEPTIONS					O. FUMB				ST				MISC						
DATE	OPPONENT	P/S	TK	S	A	SK	YDS	TFL	YDS	QBH	NO	YDS	LG	TD	PD	FF	FR	TD	YDS	TK	S	A	FF	FR	S	A	W/L	SCORE	
09/13	Ravens	S	2	0	2	0.0	0.0	0	0	0	0	0	0	0	0	0	0	0	0	0	0	0	0	0	0	0	W	33-27+	
09/19	at Steelers	S	0	0	0	0.0	0.0	0	0	0	0	0	0	0	0	0	0	0	0	0	0	0	0	0	0	0	W	26-17	
2021 TOTALS		2-2	2	0	2	0.0	0.0	0	0	0	0	0	0	0	0	0	0	0	0	0	0	0	0	0	0	0	2-0		

+ - Overtime



CASEY HAYWARD JR.

29

POSITION: CB

HT/WT: 5-11/192

ACQUIRED: UFA -'21 (LAC)

BORN: 09/09/89

RAIDERS SEASON: 1

NFL SEASON: 10

COLLEGE: Vanderbilt

HOMETOWN: Perry, Ga.

2021: (9/13) vs. Bal.: Made his Raiders debut at cornerback, recording two tackles (two solo) in the win...**(9/19) at Pit.:** Started and saw extensive action on defense, recording two tackles (one solo) and tying the team lead with two passes defended.

CASEY HAYWARD JR.'S NFL REGULAR SEASON DEFENSIVE STATISTICS

				TACKLES								INTERCEPTIONS						O. FUMB				ST						MISC	
DATE	TEAM	GP	GS	TK	S	A	TFL	YDS	SK	YDS	QBH	NO	YDS	LG	TD	PD	FF	FR	TD	YDS	TK	S	A	FF	FR	S	A		
2012	Packers	16	7	48	35	13	1	0	0.0	0.0	1	6	81	24	0	20	1	0	0	0	5	5	0	0	0	0	0	0	
2013	Packers	3	1	8	5	3	0	0	0.0	0.0	0	0	0	0	0	0	0	0	0	0	0	0	0	0	0	0	0		
2014	Packers	16	1	36	28	8	2	4	0.0	0.0	1	3	113	82t	1	7	0	2	1	49	6	5	1	0	0	0	0		
2015	Packers	16	11	63	55	8	3	5	0.0	0.0	1	0	0	0	0	7	0	0	0	0	2	1	1	0	0	0	0		
2016	Chargers	16	14	57	50	7	1	2	0.0	0.0	0	7	102	31	1	20	0	0	0	0	1	1	0	0	0	0	0		
2017	Chargers	16	16	40	33	7	2	4	0.0	0.0	0	4	7	7	0	22	1	2	0	11	0	0	0	0	0	0	0		
2018	Chargers	16	16	46	41	5	1	2	0.0	0.0	0	0	0	0	0	8	0	0	0	0	0	0	0	0	0	0	0		
2019	Chargers	16	16	32	28	4	0	0	0.0	0.0	0	2	37	37	0	8	0	0	0	0	0	0	0	0	0	0	0		
2020	Chargers	14	13	41	36	5	0	0	0.0	0.0	0	1	9	9	0	8	0	0	0	0	0	0	0	0	0	0	0		
2021	Raiders	2	2	4	3	1	0	0	0.0	0.0	0	0	0	0	0	2	0	0	0	0	0	0	0	0	0	0	0		
NFL TOTALS		131	97	375	314	61	10	17	0.0	0.0	3	23	349	82T	2	102	2	4	1	60	14	12	2	0	0	0	0		

CASEY HAYWARD JR.'S 2021 GXG REGULAR-SEASON STATISTICS (RAIDERS)

DATE	OPPONENT	P/S	TACKLES								INTERCEPTIONS						O. FUMB				ST				MISC		W/L	SCORE
			TK	S	A	SK	YDS	TFL	YDS	QBH	NO	YDS	LG	TD	PD	FF	FR	TD	YDS	TK	S	A	FF	FR	S	A		
09/13	Ravens	S	2	2	0	0.0	0.0	0	0	0	0	0	0	0	0	0	0	0	0	0	0	0	0	0	0	0	W	33-27+
09/19	at Steelers	S	2	1	1	0.0	0.0	0	0	0	0	0	0	0	2	0	0	0	0	0	0	0	0	0	0	0	W	26-17
2021 TOTALS		2-2	4	3	1	0.0	0.0	0	0	0	0	0	0	0	2	0	0	0	0	0	0	0	0	0	0	0	2-0	

+ - Overtime



NATE HOBBS

39

POSITION: CB

HT/WT: 6-1/196

ACQUIRED: D5 - '21

BORN: 06/24/99

RAIDERS SEASON: R

NFL SEASON: R

COLLEGE: Illinois

HOMETOWN: Louisville, Ky.

2021: (9/13) vs. Bal.: Made his NFL debut, recording two tackles in the win...**(9/19) at Pit.:** Tied for third on the team with six tackles (four solo).

NATE HOBBS' NFL REGULAR SEASON DEFENSIVE STATISTICS

				TACKLES								INTERCEPTIONS						O. FUMB				ST					MISC	
DATE	TEAM	GP	GS	TK	S	A	TFL	YDS	SK	YDS	QBH	NO	YDS	LG	TD	PD	FF	FR	TD	YDS	TK	S	A	FF	FR	S	A	
2021	Raiders	2	2	8	6	2	0	0	0.0	0.0	0	0	0	0	0	0	0	0	0	0	0	0	0	0	0	0	0	
NFL TOTALS		2	2	8	6	2	0	0	0.0	0.0	0	0	0	0	0	0	0	0	0	0	0	0	0	0	0	0	0	

NATE HOBBS' 2021 GXG REGULAR-SEASON STATISTICS (RAIDERS)

			TACKLES								INTERCEPTIONS						O. FUMB				ST					MISC			
DATE	OPPONENT	P/S	TK	S	A	SK	YDS	TFL	YDS	QBH	NO	YDS	LG	TD	PD	FF	FR	TD	YDS	TK	S	A	FF	FR	S	A	W/L	SCORE	
09/13	Ravens	S	2	2	0	0.0	0.0	0	0	0	0	0	0	0	0	0	0	0	0	0	0	0	0	0	0	0	W	33-27+	
09/19	at Steelers	S	6	4	2	0.0	0.0	0	0	0	0	0	0	0	0	0	0	0	0	0	0	0	0	0	0	0	W	26-17	
2021 TOTALS		2-2	8	6	2	0.0	0.0	0	0	0	0	0	0	0	0	0	0	0	0	0	0	0	0	0	0	0	2-0		

+ - Overtime



RICHIE INCOGNITO

64

POSITION: G
HT/WT: 6-3/325
ACQUIRED: FA-'19
BORN: 05/07/83
RAIDERS SEASON: 3
NFL SEASON: 14
COLLEGE: Nebraska
HOMETOWN: Bogota, N.J.

2021: (9/13) vs. Bal.: Inactive...(9/19) at Pit.: Inactive.

RICHIE INCOGNITO'S NFL REGULAR SEASON STATISTICS


DATE	TEAM	GP	GS
2005	Rams	0	0
2006	Rams	16	16
2007	Rams	4	4
2008	Rams	15	15
2009	Rams	9	9
2009	Bills	3	3
2009	TOTAL	12	12
2010	Dolphins	16	16
2011	Dolphins	15	15
2012	Dolphins	16	16
2013	Dolphins	8	8
2015	Bills	16	16
2016	Bills	16	16
2017	Bills	16	16
2019	Raiders	12	12
2020	Raiders	2	2
2021	Raiders	0	0
NFL TOTALS		164	164

Went from **St. Louis** to **Buffalo**.

RICHIE INCOGNITO'S 2021 GXG REGULAR-SEASON STATISTICS (RAIDERS)

DATE	OPPONENT	P/S		W/L	SCORE
09/13	Ravens		ON INACTIVE LIST	W	33-27+
09/19	at Steelers		ON INACTIVE LIST	W	26-17
2021 TOTALS		0-0		2-0	

+ - Overtime



ALEC INGOLD

45

POSITION: FB
HT/WT: 6-1/240
ACQUIRED: FA-'19
BORN: 09/07/96

RAIDERS SEASON: 3
NFL SEASON: 3
COLLEGE: Wisconsin
HOMETOWN: Green Bay, Wis.

2021: (9/13) vs. Bal.: Started in the season opener, recording four receptions for 22 yards...**(9/19) at Pit.:** Appeared on both offense and special teams in the win.

ALEC INGOLD'S NFL REGULAR SEASON RUSHING/RECEIVING STATISTICS

DATE	TEAM	GP	GS	RUSHING					RECEIVING				
				NO.	YDS.	AVG.	LG	TD	NO.	YDS.	AVG.	LG	TD
2019	Raiders	16	4	10	17	1.7	4	0	6	44	7.3	14	1
2020	Raiders	16	4	3	4	1.3	3	0	12	110	9.2	23	1
2021	Raiders	2	1	0	0	0.0	0	0	4	22	5.5	9	0
NFL TOTALS		34	9	13	21	1.6	4	0	22	176	8.0	23	2


ALEC INGOLD'S NFL REGULAR SEASON RETURN STATISTICS

KICKOFF RETURNS							PUNT RETURNS					
DATE	TEAM	RET.	YDS.	AVG.	LG	TD	NO.	FC	YDS.	AVG.	LG	TD
2019	Raiders	0	0	0.0	0	0	0	0	0	0.0	0	0
2020	Raiders	0	0	0.0	0	0	0	0	0	0.0	0	0
2021	Raiders	0	0	0.0	0	0	0	0	0	0.0	0	0
NFL TOTALS		0	0	0.0	0	0	0	0	0	0.0	0	0

ALEC INGOLD'S 2021 GXG REGULAR-SEASON STATISTICS (RAIDERS)

DATE	OPPONENT	P/S	RUSHING					RECEIVING					W/L	SCORE
			NO.	YDS.	AVG.	LG	TD	NO.	YDS.	AVG.	LG	TD		
09/13	Ravens	S	0	0	0.0	0	0	4	22	5.5	9	0	W	33-27+
09/19	at Steelers	P	0	0	0.0	0	0	0	0	0.0	0	0	W	26-17
2021 TOTALS		2-1	0	0	0.0	0	0	4	22	5.5	9	0	2-0	

+ - Overtime



JOSH JACOBS

28

POSITION: RB
HT/WT: 5-10/220
ACQUIRED: D1B-'19
BORN: 11/02/98
RAIDERS SEASON: 3
NFL SEASON: 3
COLLEGE: Alabama
HOMETOWN: Tulsa, Okla.

2021: (9/13) vs. Bal.: Finished the contest with 10 carries for 34 yards with two TDs, marking his eighth multi-TD rushing performance of his career...**(9/19) at Pit.:** Inactive.

JOSH JACOBS' NFL REGULAR SEASON RUSHING/RECEIVING STATISTICS

DATE	TEAM	GP	GS	RUSHING					RECEIVING				
				NO.	YDS.	AVG.	LG	TD	NO.	YDS.	AVG.	LG	TD
2019	Raiders	13	13	242	1,150	4.8	51	7	20	166	8.3	28	0
2020	Raiders	15	15	273	1,065	3.9	28t	12	33	238	7.2	29	0
2021	Raiders	1	1	10	34	3.4	15t	2	1	6	6.0	6	0
NFL TOTALS		29	29	525	2,249	4.3	51	21	54	410	7.6	29	0

JOSH JACOBS' NFL REGULAR SEASON RETURN STATISTICS

KICKOFF RETURNS							PUNT RETURNS					
DATE	TEAM	RET.	YDS.	AVG.	LG	TD	NO.	FC	YDS.	AVG.	LG	TD
2019	Raiders	0	0	0.0	0	0	0	0	0	0.0	0	0
2020	Raiders	0	0	0.0	0	0	0	0	0	0.0	0	0
2021	Raiders	0	0	0.0	0	0	0	0	0	0.0	0	0
NFL TOTALS		0	0	0.0	0	0	0	0	0	0.0	0	0

100-YARD RUSHING GAMES (7): REGULAR SEASON

DATE	TEAM	ATT.	YDS.	AVG.	LG	TD
10/06/19	BEARS	26	123	4.7	21	2
10/20/19	at Packers	21	124	5.9	42	0
11/03/19	LIONS	28	120	4.3	17	2
11/17/19	BENGALS	23	112	4.9	21	0
12/01/19	at Chiefs	17	104	6.1	35	0
11/01/20	at Browns	31	129	4.2	16	0
11/15/20	BRONCOS	21	112	5.3	24	2

JOSH JACOBS' 2021 GXG REGULAR-SEASON STATISTICS (RAIDERS)

DATE	OPPONENT	P/S	RUSHING					RECEIVING					W/L	SCORE
			NO.	YDS.	AVG.	LG	TD	NO.	YDS.	AVG.	LG	TD		
09/13	Ravens	S	10	34	3.4	15t	2	1	6	6.0	6	0	W	33-27+
09/19	at Steelers		ON INACTIVE LIST											26-17
2021 TOTALS		1-1	10	34	3.4	15T	2	1	6	6.0	6	0	2-0	

+ - Overtime



ANDRE JAMES

68

POSITION: C

HT/WT: 6-4/300

ACQUIRED: FA-'19

BORN: 02/05/97

RAIDERS SEASON: 3

NFL SEASON: 3

COLLEGE: UCLA

HOMETOWN: Herriman, Utah

2021: (9/13) vs. Bal.: Started at center in the season opener..Helped allow QB Derek Carr to record 435 passing yards, marking the third-most of his career...(9/19) **at Pit.:** Started at center in the win, helping Carr complete 28-of-37 passes for 382 yards with two TDs for a passer rating of 126.2.

ANDRE JAMES' NFL REGULAR SEASON STATISTICS

DATE	TEAM	GP	GS
2019	Raiders	12	1
2020	Raiders	16	0
2021	Raiders	2	2
NFL TOTALS		30	3

ANDRE JAMES' 2021 GXG REGULAR-SEASON STATISTICS (RAIDERS)

DATE	OPPONENT	P/S	W/L	SCORE
09/13	Ravens	S	W	33-27+
09/19	at Steelers	S	W	26-17
2021 TOTALS		2-2	2-0	

+ - Overtime



QUINTON JEFFERSON

77

POSITION: DT
HT/WT: 6-4/291
ACQUIRED: UFA-'21 (BUF.)
BORN: 03/31/93
RAIDERS SEASON: 1
NFL SEASON: 6
COLLEGE: Maryland
HOMETOWN: Pittsburgh, Pa.

2021: (9/13) vs. Bal.: Started in his Raiders debut, recording five tackles (four solo) and one forced fumble...(9/19) **at Pit.:** Started and recorded one tackle on defense.

QUINTON JEFFERSON'S NFL REGULAR SEASON DEFENSIVE STATISTICS

				TACKLES								INTERCEPTIONS							O. FUMB				ST					MISC	
DATE	TEAM	GP	GS	TK	S	A	TFL	YDS	SK	YDS	QBH	NO	YDS	LG	TD	PD	FF	FR	TD	YDS	TK	S	A	FF	FR	S	A		
2016	Seahawks	3	0	1	0	1	0	0	0.0	0.0	0	0	0	0	0	0	0	0	0	0	0	0	0	0	0	0	0		
2017	Rams	0	0	0	0	0	0	0	0.0	0.0	0	0	0	0	0	0	0	0	0	0	0	0	0	0	0	0	0		
Went from L.A. Rams to Seattle.																													
2017	Seahawks	6	0	7	6	1	1	8	1.0	8.0	4	0	0	0	0	0	0	0	0	0	0	0	0	0	0	0	0		
2017	TOTAL	6	0	7	6	1	1	8	1.0	8.0	4	0	0	0	0	0	0	0	0	0	0	0	0	0	0	0	0		
2018	Seahawks	16	12	25	15	10	5	24	3.0	24.0	15	0	0	0	0	2	0	1	0	0	0	0	0	0	0	0	0		
2019	Seahawks	14	10	26	14	12	4	23	3.5	24.0	10	0	0	0	0	3	0	1	0	20	0	0	0	0	0	0	0		
2020	Bills	16	3	23	14	9	3	17	3.0	24.0	6	0	0	0	0	1	1	1	0	0	0	0	0	0	0	0	0		
2021	Raiders	2	2	6	2	4	0	0	0.0	0.0	2	0	0	0	0	0	1	0	0	0	0	0	0	0	0	0	0		
NFL TOTALS		57	27	88	51	37	13	72	10.5	80.0	37	0	0	0	0	6	2	3	0	20	0	0	0	0	0	0	0		

QUINTON JEFFERSON'S 2021 GXG REGULAR-SEASON STATISTICS (RAIDERS)

			TACKLES								INTERCEPTIONS						O. FUMB				ST				MISC				
DATE	OPPONENT	P/S	TK	S	A	SK	YDS	TFL	YDS	QBH	NO	YDS	LG	TD	PD	FF	FR	TD	YDS	TK	S	A	FF	FR	S	A	W/L	SCORE	
09/13	Ravens	S	5	1	4	0.0	0.0	0	0	0	0	0	0	0	0	1	0	0	0	0	0	0	0	0	0	0	W	33-27+	
09/19	at Steelers	S	1	1	0	0.0	0.0	0	0	0	0	0	0	0	0	0	0	0	0	0	0	0	0	0	0	0	W	26-17	
2021 TOTALS		2-2	6	2	4	0.0	0.0	0	0	2	0	0	0	0	0	1	0	0	0	0	0	0	0	0	0	0	2-0		

+ - Overtime



ZAY JONES

7

POSITION: WR

HT/WT: 6-2/200

ACQUIRED: TR -'19 (BUF.)

BORN: 03/30/95

RAIDERS SEASON: 3

NFL SEASON: 5

COLLEGE: East Carolina

HOMETOWN: Austin, Texas

2021: (9/13) vs. Bal.: Recorded the game-winning TD in OT on a 31-yard pass from QB Derek Carr...Finished with two receptions for 46 yards...(9/19) at Pit.: Appeared on offense and special teams in the win.

ZAY JONES' NFL REGULAR SEASON RUSHING/RECEIVING STATISTICS

DATE	TEAM	GP	GS	RECEIVING					RUSHING				
				NO.	YDS.	AVG.	LG	TD	NO.	YDS.	AVG.	LG	TD
2017	Bills	15	10	27	316	11.7	33	2	0	0	0.0	0	0
2018	Bills	16	15	56	652	11.6	57	7	1	0	0.0	0	0
2019	Bills	5	2	7	69	9.9	23	0	0	0	0.0	0	0
Went from Buffalo to Oakland.													
2019	Raiders	10	7	20	147	7.4	16	0	1	3	3.0	3	0
2019	TOTAL	15	9	27	216	8.0	23	0	1	3	3.0	3	0
2020	Raiders	16	2	14	154	11.0	37	1	0	0	0.0	0	0
2021	Raiders	2	0	2	46	23.0	31t	1	0	0	0.0	0	0
NFL TOTALS		64	36	126	1,384	11.0	57	11	2	3	1.5	3	0

ZAY JONES' 2021 GXG REGULAR-SEASON STATISTICS (RAIDERS)

DATE	OPPONENT	P/S	RECEIVING					RUSHING					W/L	SCORE
			NO.	YDS.	AVG.	LG	TD	NO.	YDS.	AVG.	LG	TD		
09/13	Ravens	P	2	46	23.0	31t	1	0	0	0.0	0	0	W	33-27+
09/19	at Steelers	P	0	0	0.0	0	0	0	0	0.0	0	0	W	26-17
2021 TOTALS		2-0	2	46	23.0	31T	1	0	0	0.0	0	0	2-0	

+ - Overtime



MALCOLM KOONCE

51

POSITION: DE
HT/WT: 6-2/249
ACQUIRED: D3A - '21
BORN: 06/06/98
RAIDERS SEASON: R
NFL SEASON: R
COLLEGE: Buffalo
HOMETOWN: Peekskill, N.Y.

2021: (9/13) vs. Bal.: Inactive...(9/19) at Pit.: Did not play.

MALCOLM KOONCE'S NFL REGULAR SEASON DEFENSIVE STATISTICS

NFL TOTALS																													
				TACKLES								INTERCEPTIONS						O. FUMB				ST						MISC	
DATE	TEAM	GP	GS	TK	S	A	TFL	YDS	SK	YDS	QBH	NO	YDS	LG	TD	PD	FF	FR	TD	YDS	TK	S	A	FF	FR	S	A		
2021	Raiders	0	0	0	0	0	0	0	0.0	0.0	0	0	0	0	0	0	0	0	0	0	0	0	0	0	0	0	0		
NFL TOTALS		0	0	0	0	0	0	0	0.0	0.0	0	0	0	0	0	0	0	0	0	0	0	0	0	0	0	0	0		

MALCOLM KOONCE'S 2021 GXG REGULAR-SEASON STATISTICS (RAIDERS)

DATE	OPPONENT	P/S	TACKLES								INTERCEPTIONS					O. FUMB					ST					MISC		W/L	SCORE
			TK	S	A	SK	YDS	TFL	YDS	QBH	NO	YDS	LG	TD	PD	FF	FR	TD	YDS	TK	S	A	FF	FR	S	A			
09/13	Ravens		ON INACTIVE LIST																								W	33-27+	
09/19	at Steelers		DID NOT PLAY (NON-INJURY)																								W	26-17	
2021 TOTALS			0	0	0	0.0	0.0	0	0	0	0	0	0	0	0	0	0	0	0	0	0	0	0	0	0	0	2-0		
+ - Overtime																													

+ - Overtime



NICK KWIATKOSKI

44

POSITION: LB

HT/WT: 6-2/242

ACQUIRED: UFA-'20 (CHI.)

BORN: 05/26/93

RAIDERS SEASON: 2

NFL SEASON: 6

COLLEGE: West Virginia

HOMETOWN: Bethel Park, Pa.

2021: (9/13) vs. Bal.: Recorded three tackles on defense, while adding two stops on special teams...(9/19) at Pit.: Inactive.

NICK KWIATKOSKI'S NFL REGULAR SEASON DEFENSIVE STATISTICS

				TACKLES								INTERCEPTIONS						O. FUMB				ST					MISC	
DATE	TEAM	GP	GS	TK	S	A	TFL	YDS	SK	YDS	QBH	NO	YDS	LG	TD	PD	FF	FR	TD	YDS	TK	S	A	FF	FR	S	A	
2016	Bears	14	7	42	32	10	3	3	1.0	0.0	1	0	0	0	0	2	0	0	0	0	2	2	0	1	0	0	0	
2017	Bears	11	6	45	34	11	2	19	2.0	16.0	3	0	0	0	0	2	1	0	0	0	4	3	1	0	0	0	0	
2018	Bears	16	1	10	8	2	0	0	0.0	0.0	1	0	0	0	0	0	0	0	0	0	5	4	1	1	0	0	0	
2019	Bears	16	8	68	50	18	8	41	3.0	24.0	3	1	4	4	0	4	1	0	0	0	8	6	2	0	0	0	0	
2020	Raiders	12	12	81	53	28	3	11	1.0	6.0	2	1	9	9	0	4	1	0	0	0	0	0	0	0	0	0	0	
2021	Raiders	1	0	3	3	0	1	1	0.0	0.0	0	0	0	0	0	0	0	0	0	0	2	0	2	0	0	0	0	
NFL TOTALS		70	34	249	180	69	17	75	7.0	46.0	10	2	13	9	0	12	3	0	0	0	21	15	6	2	0	0	0	

NICK KWIATKOSKI'S 2021 GXG REGULAR-SEASON STATISTICS (RAIDERS)

			TACKLES								INTERCEPTIONS					O. FUMB				ST				MISC				
DATE	OPPONENT	P/S	TK	S	A	SK	YDS	TFL	YDS	QBH	NO	YDS	LG	TD	PD	FF	FR	TD	YDS	TK	S	A	FF	FR	S	A	W/L	SCORE
09/13	Ravens	P	3	3	0	0.0	0.0	1	1	0	0	0	0	0	0	0	0	0	0	2	0	2	0	0	0	0	W	33-27+
09/19	at Steelers		ON INACTIVE LIST																								W	26-17
2021 TOTALS		1-0	3	3	0	0.0	0.0	1	1	0	0	0	0	0	0	0	0	0	0	2	0	2	0	0	0	0	2-0	

+ - Overtime



ALEX LEATHERWOOD

70

POSITION: T

HT/WT: 6-5/312

ACQUIRED: D1 - '21

BORN: 05/01/99

RAIDERS SEASON: R

NFL SEASON: R

COLLEGE: Alabama

HOMETOWN: Pensacola, Fla.

2021: (9/13) vs. Bal.: Made his NFL debut, starting at right tackle...Helped allow QB Derek Carr to record 435 passing yards, marking the third-most of his career...(9/19) **at Pit.:** Started at right tackle in the win, helping Carr complete 28-of-37 passes for 382 yards with two TDs for a passer rating of 126.2...Exited early due to injury.

ALEX LEATHERWOOD'S NFL REGULAR SEASON STATISTICS

DATE	TEAM	GP	GS
2021	Raiders	2	2
NFL TOTALS		2	2

ALEX LEATHERWOOD'S 2021 GXG REGULAR-SEASON STATISTICS (RAIDERS)

DATE	OPPONENT	P/S	W/L	SCORE
09/13	Ravens	S	W	33-27+
09/19	at Steelers	S	W	26-17
2021 TOTALS		2-2	2-0	

+ - Overtime



DALLIN LEAVITT

32

POSITION: S
HT/WT: 5-10/195
ACQUIRED: FA-'18
BORN: 08/08/94
RAIDERS SEASON: 3
NFL SEASON: 3
COLLEGE: Utah State
HOMETOWN: Portland, Ore.

2021: (9/13) vs. Bal.: Appeared on both defense and special teams...Recorded one stop on special teams...(9/19) at Pit.: Recorded two tackles (one solo) on defense, adding one pass defended...Saw action on special teams, totaling two stops.


DALLIN LEAVITT'S NFL REGULAR SEASON DEFENSIVE STATISTICS

				TACKLES								INTERCEPTIONS						O. FUMB					ST					MISC	
DATE	TEAM	GP	GS	TK	S	A	TFL	YDS	SK	YDS	QBH	NO	YDS	LG	TD	PD	FF	FR	TD	YDS	TK	S	A	FF	FR	S	A		
2018	Raiders	2	0	0	0	0	0	0	0.0	0.0	0	0	0	0	0	0	0	0	0	0	1	0	1	0	0	0	0		
2019	Raiders	15	0	2	2	0	0	0	0.0	0.0	0	0	0	0	0	0	0	0	0	0	8	4	4	0	0	0	0		
2020	Raiders	9	0	7	2	5	0	0	0.0	0.0	0	0	0	0	0	2	0	0	0	0	3	2	1	0	0	0	0		
2021	Raiders	2	0	2	1	1	0	0	0.0	0.0	0	0	0	0	0	1	0	0	0	0	3	0	3	0	0	0	0		
NFL TOTALS		28	0	11	5	6	0	0	0.0	0.0	0	0	0	0	0	3	0	0	0	0	15	6	9	0	0	0	0		

DALLIN LEAVITT'S 2021 GXG REGULAR-SEASON STATISTICS (RAIDERS)

			TACKLES								INTERCEPTIONS						O. FUMB				ST					MISC			
DATE	OPPONENT	P/S	TK	S	A	SK	YDS	TFL	YDS	QBH	NO	YDS	LG	TD	PD	FF	FR	TD	YDS	TK	S	A	FF	FR	S	A	W/L	SCORE	
09/13	Ravens	P	0	0	0	0.0	0.0	0	0	0	0	0	0	0	0	0	0	0	0	1	0	1	0	0	0	0	W	33-27+	
09/19	at Steelers	P	2	1	1	0.0	0.0	0	0	0	0	0	0	0	1	0	0	0	0	2	0	2	0	0	0	0	W	26-17	
2021 TOTALS		2-0	2	1	1	0.0	0.0	0	0	0	0	0	0	0	1	0	0	0	0	3	0	3	0	0	0	0	2-0		

+ - Overtime



MARQUEL LEE

55

POSITION: LB
HT/WT: 6-3/235
ACQUIRED: FA-'21
BORN: 10/21/95

RAIDERS SEASON: 4
NFL SEASON: 4
COLLEGE: Wake Forest
HOMETOWN: Waldorf, Md.

2021: (9/19) at Pit.: Appeared exclusively on special teams recording two tackles with the unit.

MARQUEL LEE'S NFL REGULAR SEASON DEFENSIVE STATISTICS

				TACKLES								INTERCEPTIONS						O. FUMB				ST						MISC	
DATE	TEAM	GP	GS	TK	S	A	TFL	YDS	SK	YDS	QBH	NO	YDS	LG	TD	PD	FF	FR	TD	YDS	TK	S	A	FF	FR	S	A		
2017	Raiders	13	6	22	15	7	2	3	0.0	0.0	0	0	0	0	0	0	0	0	0	0	3	3	0	0	0	0	0	0	
2018	Raiders	16	10	58	31	27	3	13	0.0	0.0	3	0	0	0	0	3	0	0	0	0	10	5	5	0	0	0	0	0	
2019	Raiders	5	3	5	5	0	1	4	0.0	0.0	0	0	0	0	0	0	0	0	0	0	6	6	0	0	0	0	0	0	
2021	Bills	0	0	0	0	0	0	0	0.0	0.0	0	0	0	0	0	0	0	0	0	0	0	0	0	0	0	0	0	0	
NFL TOTALS		34	19	85	51	34	6	20	0.0	0.0	3	0	0	0	0	3	0	0	0	0	19	14	5	0	0	0	0	0	

MARQUEL LEE'S 2021 GXG REGULAR-SEASON STATISTICS (BILLS)

DATE	OPPONENT	P/S	TACKLES							INTERCEPTIONS					O. FUMB				ST					MISC		W/L	SCORE
			TK	S	A	SK	YDS	TFL	YDS	QBH	NO	YDS	LG	TD	PD	FF	FR	TD	YDS	TK	S	A	FF	FR	S		
09/12	Steelers											2													L	16-23	
09/19	at Dolphins											2													W	35-0	
2021 TOTALS			0	0	0	0.0	0.0	0	0	0	0	0	0	0	0	0	0	0	0	0	0	0	0	0	0	1-1	



CORY LITTLETON

42

POSITION: LB

HT/WT: 6-3/228

ACQUIRED: UFA-'20 (LAR)

BORN: 11/18/93

RAIDERS SEASON: 2

NFL SEASON: 6

COLLEGE: Washington

HOMETOWN: Spring Valley, Calif.

2021: (9/13) vs. Bal.: Started in the season opener, tying for the team lead with 10 tackles (five solo)...**(9/19) at Pit.:** Started in the win, recording five tackles (three).

CORY LITTLETON'S NFL REGULAR SEASON DEFENSIVE STATISTICS

DATE	TEAM	GP	GS	TACKLES								INTERCEPTIONS						O. FUMB				ST				MISC	
				TK	S	A	TFL	YDS	SK	YDS	QBH	NO	YDS	LG	TD	PD	FF	FR	TD	YDS	TK	S	A	FF	FR	S	A
2016	Rams	16	1	10	5	5	0	0	0.0	0.0	0	0	0	0	0	0	0	0	0	0	10	10	0	0	0	0	0
2017	Rams	16	4	31	19	12	2	7	1.0	6.0	3	1	2	2	0	4	1	0	0	0	5	4	1	0	0	0	0
2018	Rams	16	16	125	90	35	9	50	4.0	43.0	4	3	48	22	1	13	0	0	0	0	0	0	0	0	0	0	0
2019	Rams	16	16	134	78	56	6	42	3.5	25.0	5	2	32	26	0	9	2	4	0	16	0	0	0	0	0	0	0
2020	Raiders	14	14	79	54	25	4	2	0.0	0.0	0	0	0	0	0	0	0	0	0	0	3	2	1	0	0	0	0
2021	Raiders	2	2	15	8	7	0	0	0.0	0.0	0	0	0	0	0	0	0	0	0	0	0	0	0	0	0	0	0
NFL TOTALS		80	53	394	254	140	21	101	8.5	74.0	12	6	82	26	1	26	3	4	0	16	18	16	2	0	0	0	0

CORY LITTLETON'S 2021 GXG REGULAR-SEASON STATISTICS (RAIDERS)

			TACKLES								INTERCEPTIONS					O. FUMB				ST				MISC					
DATE	OPPONENT	P/S	TK	S	A	SK	YDS	TFL	YDS	QBH	NO	YDS	LG	TD	PD	FF	FR	TD	YDS	TK	S	A	FF	FR	S	A	W/L	SCORE	
09/13	Ravens	S	10	5	5	0.0	0.0	0	0	0	0	0	0	0	0	0	0	0	0	0	0	0	0	0	0	0	W	33-27+	
09/19	at Steelers	S	5	3	2	0.0	0.0	0	0	0	0	0	0	0	0	0	0	0	0	0	0	0	0	0	0	0	W	26-17	
2021 TOTALS		2-2	15	8	7	0.0	0.0	0	0	0	0	0	0	0	0	0	0	0	0	0	0	0	0	0	0	0	2-0		

+ - Overtime



NICK MARTIN

66

POSITION: C

HT/WT: 6-4/295

ACQUIRED: UFA-'21 (HOU.)

BORN: 04/29/93

RAIDERS SEASON: 1

NFL SEASON: 6

COLLEGE: Notre Dame

HOMETOWN: Indianapolis, Ind.

2021: (9/13) vs. Bal.: Appeared exclusively on special teams...(9/19) at Pit.: Saw action exclusively on special teams.

NICK MARTIN'S NFL REGULAR SEASON STATISTICS

DATE	TEAM	GP	GS
2016	Texans	0	0
2017	Texans	14	14
2018	Texans	16	16
2019	Texans	16	16
2020	Texans	16	16
2021	Raiders	2	0
NFL TOTALS		64	62

NICK MARTIN'S 2021 GXG REGULAR-SEASON STATISTICS (RAIDERS)

DATE	OPPONENT	P/S	W/L	SCORE
09/13	Ravens	P	W	33-27+
09/19	at Steelers	P	W	26-17
2021 TOTALS		2-0	2-0	

+ - Overtime



KOLTON MILLER

74

POSITION: T

HT/WT: 6-8/325

ACQUIRED: D1-'18

BORN: 09/10/95

RAIDERS SEASON: 4

NFL SEASON: 4

COLLEGE: UCLA

HOMETOWN: Roseville, Calif.

2021: (9/13) vs. Bal.: Started at left tackle in the win...Helped allow QB Derek Carr to record 435 passing yards, marking the third-most of his career...**(9/19) at Pit.:** Started at left tackle in the win, helping Carr complete 28-of-37 passes for 382 yards with two TDs for a passer rating of 126.2.

KOLTON MILLER'S NFL REGULAR SEASON STATISTICS

DATE	TEAM	GP	GS
2018	Raiders	16	16
2019	Raiders	16	16
2020	Raiders	14	14
2021	Raiders	2	2
NFL TOTALS		48	48

KOLTON MILLER'S 2021 GXG REGULAR-SEASON STATISTICS (RAIDERS)

DATE	OPPONENT	P/S	W/L	SCORE
09/13	Ravens	S	W	33-27+
09/19	at Steelers	S	W	26-17
2021 TOTALS		2-2	2-0	

+ - Overtime



TRE'VON MOEHRIG

25

POSITION: S
HT/WT: 6-1/202
ACQUIRED: D2 - '21
BORN: 06/16/99
RAIDERS SEASON: R
NFL SEASON: R
COLLEGE: TCU
HOMETOWN: Spring Branch, Texas

2021: (9/13) vs. Bal.: Made his NFL debut, starting and recording five tackles (two solo)...**(9/19) at Pit.:** Started in the win, playing every defensive snap and recording three tackles.

TRE'VON MOEHRIG'S NFL REGULAR SEASON DEFENSIVE STATISTICS

THE 2021 RAILROADS OF THE NATIONAL FOOTBALL LEAGUE																													
				TACKLES								INTERCEPTIONS						O. FUMB				ST					MISC		
DATE	TEAM	GP	GS	TK	S	A	TFL	YDS	SK	YDS	QBH	NO	YDS	LG	TD	PD	FF	FR	TD	YDS	TK	S	A	FF	FR	S	A		
2021	Raiders	2	2	8	5	3	0	0	0.0	0.0	0	0	0	0	0	0	0	0	0	0	0	0	0	0	0	0	0		
NFL TOTALS		2	2	8	5	3	0	0	0.0	0.0	0	0	0	0	0	0	0	0	0	0	0	0	0	0	0	0	0		

TRE'VON MOEHRIG'S 2021 GXG REGULAR-SEASON STATISTICS (RAIDERS)

			TACKLES								INTERCEPTIONS					O. FUMB				ST					MISC					
DATE	OPPONENT	P/S	TK	S	A	SK	YDS	TFL	YDS	QBH	NO	YDS	LG	TD	PD	FF	FR	TD	YDS	TK	S	A	FF	FR	S	A	W/L	SCORE		
09/13	Ravens										DID NOT PLAY																		W	33-27+
09/19	at Steelers	S	3	3	0	0.0	0.0	0	0	0	0	0	0	0	0	0	0	0	0	0	0	0	0	0	0	0	0	W	26-17	
2021 TOTALS		1-1	3	3	0	0.0	0.0	0	0	0	0	0	0	0	0	0	0	0	0	0	0	0	0	0	0	0	0	2-0		

+ - Overtime



FOSTER MOREAU

87

POSITION: TE
HT/WT: 6-4/250
ACQUIRED: D4C-'19
BORN: 06/05/97

RAIDERS SEASON: 3
NFL SEASON: 3
COLLEGE: LSU
HOMETOWN: New Orleans, La.

2021: (9/13) vs. Bal.: Appeared on both offense and special teams in the win...**(9/19) at Pit.:** Recorded two receptions for 34 yards with one TD.

FOSTER MOREAU'S NFL REGULAR SEASON RUSHING/RECEIVING STATISTICS

DATE	TEAM	GP	GS	RECEIVING					RUSHING				
				NO.	YDS.	AVG.	LG	TD	NO.	YDS.	AVG.	LG	TD
2019	Raiders	13	7	21	174	8.3	23	5	0	0	0.0	0	0
2020	Raiders	16	2	7	140	20.0	47t	2	0	0	0.0	0	0
2021	Raiders	2	1	2	34	17.0	25	1	0	0	0.0	0	0
NFL TOTALS		31	10	30	348	11.6	47T	8	0	0	0.0	0	0

FOSTER MOREAU'S NFL REGULAR SEASON RETURN STATISTICS

KICKOFF RETURNS							PUNT RETURNS					
DATE	TEAM	RET.	YDS.	AVG.	LG	TD	NO.	FC	YDS.	AVG.	LG	TD
2019	Raiders	0	0	0.0	0	0	0	0	0	0.0	0	0
2020	Raiders	0	0	0.0	0	0	0	0	0	0.0	0	0
2021	Raiders	0	0	0.0	0	0	0	0	0	0.0	0	0
NFL TOTALS		0	0	0.0	0	0	0	0	0	0.0	0	0

FOSTER MOREAU'S 2021 GXG REGULAR-SEASON STATISTICS (RAIDERS)

DATE	OPPONENT	P/S	RECEIVING					RUSHING					W/L	SCORE
			NO.	YDS.	AVG.	LG	TD	NO.	YDS.	AVG.	LG	TD		
09/13	Ravens	P	0	0	0.0	0	0	0	0	0.0	0	0	W	33-27+
09/19	at Steelers	S	2	34	17.0	25	1	0	0	0.0	0	0	W	26-17
2021 TOTALS			2	34	17.0	25	1	0	0	0.0	0	0	2-0	

+ - Overtime



TRAYVON MULLEN JR.

27

POSITION: CB
HT/WT: 6-2/200
ACQUIRED: D2-'19
BORN: 09/20/97

RAIDERS SEASON: 3
NFL SEASON: 3
COLLEGE: Clemson
HOMETOWN: Fort Lauderdale, Fla.

2021: (9/13) vs. Bal.: Started at cornerback and recorded two tackles in the win...**(9/19) at Pit.:** Started and tied for third on the team with six tackles (five), adding one INT and two passes defensed.


TRAYVON MULLEN JR.'S NFL REGULAR SEASON DEFENSIVE STATISTICS

				TACKLES								INTERCEPTIONS						O. FUMB				ST					MISC	
DATE	TEAM	GP	GS	TK	S	A	TFL	YDS	SK	YDS	QBH	NO	YDS	LG	TD	PD	FF	FR	TD	YDS	TK	S	A	FF	FR	S	A	
2019	Raiders	16	10	48	40	8	0	0	0.0	0.0	0	1	0	0	0	10	0	0	0	0	2	2	0	0	0	0	0	
2020	Raiders	16	16	61	54	7	2	2	0.0	0.0	0	2	0	0	0	14	0	0	0	0	3	2	1	0	0	0	0	
2021	Raiders	2	2	8	7	1	0	0	0.0	0.0	0	1	15	15	0	2	0	0	0	0	1	1	0	0	0	0	0	
NFL TOTALS		34	28	117	101	16	2	2	0.0	0.0	0	4	15	15	0	26	0	0	0	0	6	5	1	0	0	0	0	

TRAYVON MULLEN JR.'S 2021 GYG REGULAR-SEASON STATISTICS (RAIDERS)

			TACKLES							INTERCEPTIONS					O. FUMB				ST				MISC						
DATE	OPPONENT	P/S	TK	S	A	SK	YDS	TFL	YDS	QBH	NO	YDS	LG	TD	PD	FF	FR	TD	YDS	TK	S	A	FF	FR	S	A	W/L	SCORE	
09/13	Ravens	S	2	2	0	0.0	0.0	0	0	0	0	0	0	0	0	0	0	0	0	0	0	0	0	0	0	0	W	33-27+	
09/19	at Steelers	S	6	5	1	0.0	0.0	0	0	0	1	15	15	0	2	0	0	0	0	1	1	0	0	0	0	0	0	W	26-17
2021 TOTALS		2-2	8	7	1	0.0	0.0	0	0	0	1	15	15	0	2	0	0	0	0	1	1	0	0	0	0	0	0	2-0	

+ - Overtime



CARL NASSIB

94

POSITION: DE

HT/WT: 6-7/275

ACQUIRED: UFA-'20 (TB)

BORN: 12/04/93

RAIDERS SEASON: 2

NFL SEASON: 6

COLLEGE: Penn State

HOMETOWN: West Chester, Pa.

2021: (9/13) vs. Bal.: Finished with three tackles, one sack and one forced fumble in the season opener...His forced fumble in OT led to the game-winning TD on the next drive...**(9/19) at Pit.:** Recorded one tackle in the win.

CARL NASSIB'S NFL REGULAR SEASON DEFENSIVE STATISTICS

DATE	TEAM	GP	GS	TACKLES								INTERCEPTIONS						O. FUMB				ST				MISC	
				TK	S	A	TFL	YDS	SK	YDS	QBH	NO	YDS	LG	TD	PD	FF	FR	TD	YDS	TK	S	A	FF	FR	S	A
2016	Browns	14	3	20	15	5	2	10	2.5	14.0	7	0	0	0	0	4	0	0	0	0	0	0	0	0	0	0	0
2017	Browns	16	12	32	19	13	9	28	3.0	14.0	8	0	0	0	0	5	0	0	0	0	0	0	0	0	0	0	0
2018	Buccaneers	15	9	29	22	7	12	60	6.5	46.0	14	0	0	0	0	2	2	0	0	0	0	0	0	0	0	0	0
Went from Tampa Bay to Cleveland.																											
2018	Browns	0	0	0	0	0	0	0	0.0	0.0	0	0	0	0	0	0	0	0	0	0	0	0	0	0	0	0	0
2018	TOTAL	15	9	29	22	7	12	60	6.5	46.0	14	0	0	0	0	2	2	0	0	0	0	0	0	0	0	0	0
2019	Buccaneers	14	8	34	24	10	8	27	6.0	25.0	11	0	0	0	0	0	1	1	0	0	0	0	0	0	0	0	0
2020	Raiders	14	5	28	17	11	5	25	2.5	21.0	9	1	23	23	0	5	0	0	0	0	0	0	0	0	0	0	0
2021	Raiders	2	0	4	4	0	0	0	1.0	6.0	1	0	0	0	0	0	1	0	0	0	0	0	0	0	0	0	0
NFL TOTALS		75	37	147	101	46	36	150	21.5	126.0	50	1	23	23	0	16	4	1	0	0	0	0	0	0	0	0	0

CARL NASSIB'S 2021 GXG REGULAR-SEASON STATISTICS (RAIDERS)

DATE	OPPONENT	P/S	TACKLES								INTERCEPTIONS						O. FUMB				ST				MISC		SCORE
			TK	S	A	SK	YDS	TFL	YDS	QBH	NO	YDS	LG	TD	PD	FF	FR	TD	YDS	TK	S	A	FF	FR	S	A	
09/13	Ravens	P	3	3	0	1.0	6.0	0	0	1	0	0	0	0	0	1	0	0	0	0	0	0	0	0	0	0	33-27+
09/19	at Steelers	P	1	1	0	0.0	0.0	0	0	0	0	0	0	0	0	0	0	0	0	0	0	0	0	0	0	0	26-17
2021 TOTALS		2-0	4	4	0	1.0	6.0	0	0	1	0	0	0	0	0	1	0	0	0	0	0	0	0	0	0	0	2-0

+ - Overtime



YANNICK NGAKOE

91

POSITION: DE
HT/WT: 6-2/246
ACQUIRED: UFA -'21 (BAL.)
BORN: 03/31/95
RAIDERS SEASON: 1
NFL SEASON: 6
COLLEGE: Maryland
HOMETOWN: Washington, D.C.

2021: (9/13) vs. Bal.: Started in his Raiders debut, recording four tackles (two solo) and one pass defended before exiting early due to injury...**(9/19) at Pit.:** Started in the win, appearing exclusively on defense.


YANNICK NGAKOE'S NFL REGULAR SEASON DEFENSIVE STATISTICS

				TACKLES								INTERCEPTIONS						O. FUMB				ST						MISC	
DATE	TEAM	GP	GS	TK	S	A	TFL	YDS	SK	YDS	QBH	NO	YDS	LG	TD	PD	FF	FR	TD	YDS	TK	S	A	FF	FR	S	A		
2016	Jaguars	16	15	23	20	3	6	37	8.0	45.0	14	1	9	9	0	2	4	0	0	0	0	0	0	0	0	0	0		
2017	Jaguars	16	16	30	24	6	10	54	12.0	85.0	23	0	0	0	0	0	6	2	1	67	0	0	0	0	0	0	0		
2018	Jaguars	16	16	28	25	3	13	69	9.5	62.5	33	0	0	0	0	1	0	0	0	0	0	0	0	0	0	0	0		
2019	Jaguars	15	15	41	36	5	13	71	8.0	56.0	15	1	23	23t	1	6	4	1	0	-2	0	0	0	0	0	0	0		
2020	Vikings	6	5	12	12	0	5	9	5.0	26.0	8	0	0	0	0	0	2	0	0	0	0	0	0	0	0	0	0		
Went from Minnesota to Baltimore.																													
2020	Ravens	9	3	11	11	0	2	8	3.0	17.0	3	0	0	0	0	1	2	0	0	0	0	0	0	0	0	0	0		
2020	TOTAL	15	8	23	23	0	7	17	8.0	43.0	11	0	0	0	0	1	4	0	0	0	0	0	0	0	0	0	0		
2021	Raiders	2	2	4	2	2	0	0	0.0	0.0	1	0	0	0	0	1	0	0	0	0	0	0	0	0	0	0	0		
NFL TOTALS		80	72	149	130	19	49	248	45.5	291.5	97	2	32	23T	1	11	18	3	1	65	0	0	0	0	0	0	0		

YANNICK NGAKOE'S 2021 GXG REGULAR-SEASON STATISTICS (RAIDERS)

			TACKLES								INTERCEPTIONS					O. FUMB				ST					MISC				
DATE	OPPONENT	P/S	TK	S	A	SK	YDS	TFL	YDS	QBH	NO	YDS	LG	TD	PD	FF	FR	TD	YDS	TK	S	A	FF	FR	S	A	W/L	SCORE	
09/13	Ravens	S	4	2	2	0.0	0.0	0	0	1	0	0	0	0	1	0	0	0	0	0	0	0	0	0	0	0	W	33-27+	
09/19	at Steelers	S	0	0	0	0.0	0.0	0	0	0	0	0	0	0	0	0	0	0	0	0	0	0	0	0	0	0	W	26-17	
2021 TOTALS		2-2	4	2	2	0.0	0.0	0	0	1	0	0	0	0	1	0	0	0	0	0	0	0	0	0	0	0	2-0		

+ - Overtime



BRANDON PARKER

75

POSITION: T

HT/WT: 6-8/320

ACQUIRED: D3A-'18

BORN: 10/21/95

RAIDERS SEASON: 4

NFL SEASON: 4

COLLEGE: North Carolina A&T

HOMETOWN: Kannapolis, N.C.

2021: (9/13) vs. Bal.: Appeared exclusively on special teams in the win...**(9/19) at Pit.:** Subbed in on the line due to injury, helping Carr complete 28-of-37 passes for 382 yards with two TDs for a passer rating of 126.2.


BRANDON PARKER'S NFL REGULAR SEASON STATISTICS

DATE	TEAM	GP	GS
2018	Raiders	15	12
2019	Raiders	11	3
2020	Raiders	11	4
2021	Raiders	2	0
NFL TOTALS		39	19

BRANDON PARKER'S 2021 GXG REGULAR-SEASON STATISTICS (RAIDERS)

DATE	OPPONENT	P/S	W/L	SCORE
09/13	Ravens	P	W	33-27+
09/19	at Steelers	P	W	26-17
2021 TOTALS		2-0	2-0	

+ - Overtime



DENZEL PERRYMAN

52

POSITION: ILB
HT/WT: 5-11/240
ACQUIRED: TR -'21
BORN: 05/12/92

RAIDERS SEASON: 1
NFL SEASON: 7
COLLEGE: Miami
HOMETOWN: Coral Gables, Fla.

2021: (9/13) vs. Bal.: Started in his Raiders debut, leading the team with 10 tackles (five solo) and recording one fumble recovery...**(9/19) at Pit.:** Led the team for the second consecutive week...Recorded 12 tackles (six) in the win.

DENZEL PERRYMAN'S NFL REGULAR SEASON DEFENSIVE STATISTICS

DATE	TEAM	GP	GS	TACKLES								INTERCEPTIONS						O. FUMB				ST				MISC	
				TK	S	A	TFL	YDS	SK	YDS	QBH	NO	YDS	LG	TD	PD	FF	FR	TD	YDS	TK	S	A	FF	FR	S	A
2015	Chargers	14	9	67	58	9	8	35	2.0	23.0	3	0	0	0	0	0	1	0	0	0	6	6	0	0	0	0	0
2016	Chargers	12	11	71	55	16	8	25	2.0	8.0	2	1	1	1	0	2	0	0	0	0	1	1	0	0	0	0	0
2017	Chargers	7	6	37	25	12	1	1	0.0	0.0	0	0	0	0	0	0	0	1	0	0	0	0	0	0	0	0	0
2018	Chargers	9	9	51	30	21	1	0	0.0	0.0	1	1	16	16	0	2	0	0	0	0	0	0	0	0	0	0	0
2019	Chargers	14	10	68	51	17	5	7	0.0	0.0	0	1	0	0	0	1	1	0	0	0	0	0	0	0	0	0	0
2020	Chargers	13	6	48	25	23	3	12	1.0	9.0	2	0	0	0	0	1	1	0	0	0	0	0	0	0	0	0	0
2021	Raiders	2	2	22	11	11	0	0	0.0	0.0	0	0	0	0	0	0	0	1	0	1	0	0	0	0	0	0	0
NFL TOTALS		71	53	364	255	109	26	80	5.0	40.0	8	3	17	16	0	6	3	2	0	1	7	7	0	0	0	0	0

DENZEL PERRYMAN'S 2021 GXG REGULAR-SEASON STATISTICS (RAIDERS)

DATE	OPPONENT	P/S	TACKLES								INTERCEPTIONS						O. FUMB				ST				MISC		SCORE
			TK	S	A	SK	YDS	TFL	YDS	QBH	NO	YDS	LG	TD	PD	FF	FR	TD	YDS	TK	S	A	FF	FR	S	A	
09/13	Ravens	S	10	5	5	0.0	0.0	0	0	0	0	0	0	0	0	0	1	0	1	0	0	0	0	0	0	0	33-27+
09/19	at Steelers	S	12	6	6	0.0	0.0	0	0	0	0	0	0	0	0	0	0	0	0	0	0	0	0	0	0	0	26-17
2021 TOTALS		2-2	22	11	11	0.0	0.0	0	0	0	0	0	0	0	0	0	1	0	1	0	0	0	0	0	0	0	2-0

+ - Overtime



NATHAN PETERMAN

3

POSITION: QB
HT/WT: 6-2/225
ACQUIRED: FA-'18
BORN: 04/05/94
RAIDERS SEASON: 3
NFL SEASON: 5
COLLEGE: Pittsburgh
HOMETOWN: Jacksonville, Fla.
2021: (9/13) vs. Bal.: Inactive...(9/19) at Pit.: Did not play.

NATHAN PETERMAN'S NFL REGULAR SEASON PASSING STATISTICS

DATE	TEAM	GP	GS	ATT.	CMP.	PCT.	YDS	AVG.	TD	INT.	LG	SK	LST	RATE
2017	Bills	4	2	49	24	49.0	252	5.1	2	5	21	1	5	38.4
2018	Bills	4	2	81	44	54.3	296	3.7	1	7	26	7	34	30.7
2019	Raiders	0	0	0	0	0.0	0	0.0	0	0	0	0	0	0.0
2020	Raiders	1	0	5	3	60.0	25	5.0	0	0	12	2	16	72.9
2021	Raiders	0	0	0	0	0.0	0	0.0	0	0	0	0	0	0.0
TOTALS		9	4	135	71	52.6	573	4.2	3	12	26	10	55	34.0

NATHAN PETERMAN'S NFL REGULAR SEASON RUSHING STATISTICS

DATE	TEAM	NO	YD	AVG.	LG	TD
		.	S.			
2017	Bills	7	23	3.3	9	0
2018	Bills	10	50	5.0	24	1
2019	Raiders	0	0	0.0	0	0
2020	Raiders	1	9	9.0	9	0
2021	Raiders	0	0	0.0	0	0
TOTALS		18	82	4.6	24	1

NATHAN PETERMAN'S NFL REGULAR SEASON PASSING/RUSHING STATISTICS

				PASSING											RUSHING				
DATE	TEAM	GP	GS	ATT.	CMP.	PCT.	YDS	AVG.	TD	INT.	LG	SK	LST	RATE	NO.	YDS.	AVG.	LG	TD
2017	Bills	4	2	49	24	49.0	252	5.1	2	5	21	1	5	38.4	7	23	3.3	9	0
2018	Bills	4	2	81	44	54.3	296	3.7	1	7	26	7	34	30.7	10	50	5.0	24	1
2019	Raiders	0	0	0	0	0.0	0	0.0	0	0	0	0	0	0.0	0	0	0.0	0	0
2020	Raiders	1	0	5	3	60.0	25	5.0	0	0	12	2	16	72.9	1	9	9.0	9	0
2021	Raiders	0	0	0	0	0.0	0	0.0	0	0	0	0	0	0.0	0	0	0.0	0	0
TOTALS		9	4	135	71	52.6	573	4.2	3	12	26	10	55	34.0	18	82	4.6	24	1

NATHAN PETERMAN'S 2021 GXG REGULAR-SEASON STATISTICS (RAIDERS)

DATE	OPPONENT	P/S	PASSING											RUSHING				W/L	SCORE
			ATT	CMP	YDS	PCT	Y/A	Y/C	TD	INT	LG	SK/YD	RATE	ATT	YDS	LG	TD		
09/13	Ravens		ON INACTIVE LIST															W	33-27+
09/19	at Steelers		DID NOT PLAY (NON-INJURY)															W	26-17
2021 TOTALS		0-0	0	0	0	0.0	0.0	0.0	0	0	0	0/0	0.0	0	0	0	0	2-0	

+ - Overtime



DARIUS PHILON

96

POSITION: DT
HT/WT: 6-1/286
ACQUIRED: FA-'21
BORN: 01/22/94

RAIDERS SEASON: 1
NFL SEASON: 5
COLLEGE: Arkansas
HOMETOWN: Mobile, Ala.

2021: (9/13) vs. Bal.: Made his Raiders debut, recording two tackles and one fumble recovery...**(9/19) at Pit.:** Saw action in a reserve role on defense.


DARIUS PHILON'S NFL REGULAR SEASON DEFENSIVE STATISTICS

			TACKLES									INTERCEPTIONS						O. FUMB				ST						MISC	
DATE	TEAM	GP	GS	TK	S	A	TFL	YDS	SK	YDS	QBH	NO	YDS	LG	TD	PD	FF	FR	TD	YDS	TK	S	A	FF	FR	S	A		
2015	Chargers	8	0	5	4	1	2	6	0.0	0.0	2	0	0	0	0	1	0	0	0	0	0	0	0	0	0	0	0		
2016	Chargers	14	2	11	7	4	0	0	1.0	0.0	2	0	0	0	0	0	0	0	0	0	0	0	0	0	0	0	0		
2017	Chargers	16	4	31	16	15	7	29	4.5	26.0	9	0	0	0	0	1	1	0	0	0	0	0	0	0	0	0	0		
2018	Chargers	16	13	33	19	14	7	22	4.0	17.5	9	0	0	0	0	0	1	0	0	0	0	0	0	0	0	0	0		
2021	Raiders	2	0	2	1	1	1	3	0.0	0.0	0	0	0	0	0	0	0	1	0	0	0	0	0	0	0	0	0		
NFL TOTALS		56	19	82	47	35	17	60	9.5	43.5	22	0	0	0	0	2	2	1	0	0	0	0	0	0	0	0	0		

DARIUS PHILON'S 2021 GXG REGULAR-SEASON STATISTICS (RAIDERS)

			TACKLES								INTERCEPTIONS					O. FUMB				ST					MISC				
DATE	OPPONENT	P/S	TK	S	A	SK	YDS	TFL	YDS	QBH	NO	YDS	LG	TD	PD	FF	FR	TD	YDS	TK	S	A	FF	FR	S	A	W/L	SCORE	
09/13	Ravens	P	2	1	1	0.0	0.0	1	3	0	0	0	0	0	0	0	1	0	0	0	0	0	0	0	0	0	W	33-27+	
09/19	at Steelers	P	0	0	0	0.0	0.0	0	0	0	0	0	0	0	0	0	0	0	0	0	0	0	0	0	0	0	W	26-17	
2021 TOTALS		2-0	2	1	1	0.0	0.0	1	3	0	0	0	0	0	0	0	1	0	0	0	0	0	0	0	0	0	0	2-0	

+ - Overtime



HUNTER RENFROW

13

POSITION: WR
HT/WT: 5-10/185
ACQUIRED: D5-'19
BORN: 12/21/95

RAIDERS SEASON: 3
NFL SEASON: 3
COLLEGE: Clemson
HOMETOWN: Myrtle Beach, S.C.

2021: (9/13) vs. Bal.: Recorded six receptions for 70 yards in the season opener...**(9/19) at Pit.:** Finished with five receptions for 57 yards in the win...Also returned two punts for 26 yards.

HUNTER RENFROW'S NFL REGULAR SEASON RUSHING/RECEIVING STATISTICS

DATE	TEAM	GP	GS	RECEIVING					RUSHING				
				NO.	YDS.	AVG.	LG	TD	NO.	YDS.	AVG.	LG	TD
2019	Raiders	13	4	49	605	12.3	65t	4	0	0	0.0	0	0
2020	Raiders	16	6	56	656	11.7	53	2	0	0	0.0	0	0
2021	Raiders	2	0	11	127	11.5	27	0	0	0	0.0	0	0
NFL TOTALS		31	10	116	1,388	12.0	65T	6	0	0	0.0	0	0

HUNTER RENFROW'S NFL REGULAR SEASON RETURN STATISTICS

KICKOFF RETURNS							PUNT RETURNS					
DATE	TEAM	RET.	YDS.	AVG.	LG	TD	NO.	FC	YDS.	AVG.	LG	TD
2019	Raiders	0	0	0.0	0	0	5	4	38	7.6	13	0
2020	Raiders	0	0	0.0	0	0	23	10	265	11.5	32	0
2021	Raiders	0	0	0.0	0	0	4	2	36	9.0	16	0
NFL TOTALS		0	0	0.0	0	0	32	16	339	10.6	32	0

100-YARD RECEIVING GAMES (2): REGULAR SEASON

DATE	TEAM	NO.	YDS.	AVG.	LG	TD
12/22/19	at Chargers	7	107	15.3	56t	1
12/29/19	at Broncos	6	102	17.0	39	1

HUNTER RENFROW'S 2021 GXG REGULAR-SEASON STATISTICS (RAIDERS)

DATE	OPPONENT	P/S	RECEIVING					RUSHING					W/L	SCORE
			NO.	YDS.	AVG.	LG	TD	NO.	YDS.	AVG.	LG	TD		
09/13	Ravens	P	6	70	11.7	27	0	0	0	0.0	0	0	W	33-27+
09/19	at Steelers	P	5	57	11.4	23	0	0	0	0.0	0	0	W	26-17
2021 TOTALS		2-0	11	127	11.5	27	0	0	0	0.0	0	0	2-0	

+ - Overtime



AMIK ROBERTSON

21

POSITION: CB
HT/WT: 5-9/183
ACQUIRED: D4B-'20
BORN: 06/07/98
RAIDERS SEASON: 2
NFL SEASON: 2
COLLEGE: Louisiana Tech
HOMETOWN: Thibodaux, La.

2021: (9/13) vs. Bal.: Saw limited action on special teams...(9/19) **at Pit.:** Appeared in a reserve role on defense, while seeing extensive action and recording one stop on special teams.


AMIK ROBERTSON'S NFL REGULAR SEASON DEFENSIVE STATISTICS

			TACKLES									INTERCEPTIONS						O. FUMB				ST					MISC	
DATE	TEAM	GP	GS	TK	S	A	TFL	YDS	SK	YDS	QBH	NO	YDS	LG	TD	PD	FF	FR	TD	YDS	TK	S	A	FF	FR	S	A	
2020	Raiders	9	0	4	3	1	0	0	0.0	0.0	0	0	0	0	0	0	0	0	0	0	0	0	0	0	0	0	0	
2021	Raiders	2	0	0	0	0	0	0	0.0	0.0	0	0	0	0	0	0	0	0	0	0	1	0	1	0	0	0	0	
NFL TOTALS		11	0	4	3	1	0	0	0.0	0.0	0	0	0	0	0	0	0	0	0	0	1	0	1	0	0	0	0	

AMIK ROBERTSON'S 2021 GXG REGULAR-SEASON STATISTICS (RAIDERS)

DATE	OPPONENT	P/S	TACKLES							INTERCEPTIONS							O. FUMB				ST					MISC		SCORE
			TK	S	A	SK	YDS	TFL	YDS	QBH	NO	YDS	LG	TD	PD	FF	FR	TD	YDS	TK	S	A	FF	FR	S	A	W/L	
09/13	Ravens	P	0	0	0	0.0	0.0	0	0	0	0	0	0	0	0	0	0	0	0	0	0	0	0	0	0	0	W	33-27+
09/19	at Steelers	P	0	0	0	0.0	0.0	0	0	0	0	0	0	0	0	0	0	0	0	1	0	1	0	0	0	0	W	26-17
2021 TOTALS		2-0	0	0	0	0.0	0.0	0	0	0	0	0	0	0	0	0	0	0	0	1	0	1	0	0	0	0	2-0	

+ - Overtime



HENRY RUGGS III

11

POSITION: WR
HT/WT: 6-0/190
ACQUIRED: D1A-'20
BORN: 01/24/99
RAIDERS SEASON: 2
NFL SEASON: 2
COLLEGE: Alabama
HOMETOWN: Montgomery, Ala.

2021: (9/13) vs. Bal.: Started in the season opener, recording two receptions for 46 yards with a 37-yard long...(9/19) at **Pit.:** Finished the contest with 113 yards on five receptions with a 61-yard long TD.

HENRY RUGGS III'S NFL REGULAR SEASON RUSHING/RECEIVING STATISTICS

DATE	TEAM	GP	GS	RECEIVING					RUSHING				
				NO.	YDS.	AVG.	LG	TD	NO.	YDS.	AVG.	LG	TD
2020	Raiders	13	12	26	452	17.4	72t	2	9	49	5.4	12	0
2021	Raiders	2	2	7	159	22.7	61t	1	1	2	2.0	2	0
NFL TOTALS		15	14	33	611	18.5	72T	3	10	51	5.1	12	0

HENRY RUGGS III'S NFL REGULAR SEASON RETURN STATISTICS

KICKOFF RETURNS							PUNT RETURNS					
DATE	TEAM	RET.	YDS.	AVG.	LG	TD	NO.	FC	YDS.	AVG.	LG	TD
2020	Raiders	7	141	20.1	32	0	0	0	0	0.0	0	0
2021	Raiders	3	55	18.3	22	0	0	0	0	0.0	0	0
NFL TOTALS		10	196	19.6	32	0	0	0	0	0.0	0	0


100-YARD RECEIVING GAMES (2): REGULAR SEASON

DATE	TEAM	NO.	YDS.	AVG.	LG	TD
10/11/20	at Chiefs	2	118	59.0	72t	1
09/19/21	at Steelers	5	113	22.6	61t	1

HENRY RUGGS III'S 2021 GXG REGULAR-SEASON STATISTICS (RAIDERS)

DATE	OPPONENT	P/S	RECEIVING					RUSHING					W/L	SCORE
			NO.	YDS.	AVG.	LG	TD	NO.	YDS.	AVG.	LG	TD		
09/13	Ravens	S	2	46	23.0	37	0	0	0	0.0	0	0	W	33-27+
09/19	at Steelers	S	5	113	22.6	61t	1	1	2	2.0	2	0	W	26-17
2021 TOTALS		2-2	7	159	22.7	61T	1	1	2	2.0	2	0	2-0	

+ - Overtime



TRENT SIEG

47

POSITION: LS
HT/WT: 6-3/240
ACQUIRED: FA-'18
BORN: 05/19/95

RAIDERS SEASON: 4
NFL SEASON: 4
COLLEGE: Colorado State
HOMETOWN: Eaton, Colo.

2021: (9/13) vs. Bal.: Snapped on six punts, two FG attempts and three PATs...(9/19) **at Pit.:** Snapped on four punts, four FG attempts and two PATs.


TRENT SIEG'S NFL REGULAR SEASON STATISTICS

DATE	TEAM	GP
2018	Ravens	0
Went from Baltimore to Oakland.		
2018	Raiders	15
2018	TOTAL	15
2019	Raiders	16
2020	Raiders	16
2021	Raiders	2
NFL TOTALS		49

TRENT SIEG'S 2021 GXG REGULAR-SEASON STATISTICS (RAIDERS)

DATE	OPPONENT		W/L	SCORE
09/13	Ravens	P	W	33-27+
09/19	at Steelers	P	W	26-17
2021 TOTALS		2	2-0	

+ - Overtime



JORDAN SIMMONS

60

POSITION: G
HT/WT: 6-4/339
ACQUIRED: FA-'21
BORN: 07/15/94

RAIDERS SEASON: 1
NFL SEASON: 4
COLLEGE: USC
HOMETOWN: Inglewood, Calif.

2021: (9/19) at Pit.: Inactive.

JORDAN SIMMONS' NFL REGULAR SEASON STATISTICS

DATE	TEAM	GP	GS
2017	Raiders	0	0
2018	Seahawks	6	3
2018	Raiders	0	0
2018	TOTAL	6	3
2019	Seahawks	0	0
2020	Seahawks	14	6
2021	Seahawks	0	0
NFL TOTALS		20	9

Went from Seattle to Oakland.

JORDAN SIMMONS' 2021 GXG REGULAR-SEASON STATISTICS (SEAHAWKS)

DATE	OPPONENT	P/S	W/L	SCORE
09/12	at Colts		W	28-16
2021 TOTALS		0-0	1-0	

PRACTICE SQUAD



JOHN SIMPSON

76

POSITION: G

HT/WT: 6-4/330

ACQUIRED: D4A - '20

BORN: 08/19/97

RAIDERS SEASON: 2

NFL SEASON: 2

COLLEGE: Clemson

HOMETOWN: North Charleston, S.C.

2021: (9/13) vs. Bal.: Started at left guard in the season opener..Helped allow QB Derek Carr to record 435 passing yards, marking the third-most of his career...(9/19) **at Pit.:** Started at left guard in the win, helping Carr complete 28-of-37 passes for 382 yards with two TDs for a passer rating of 126.2.

JOHN SIMPSON'S NFL REGULAR SEASON STATISTICS

DATE	TEAM	GP	GS
2020	Raiders	7	2
2021	Raiders	2	2
NFL TOTALS		9	4

JOHN SIMPSON'S 2021 GXG REGULAR-SEASON STATISTICS (RAIDERS)

DATE	OPPONENT	P/S	W/L	SCORE
09/13	Ravens	S	W	33-27+
09/19	at Steelers	S	W	26-17
2021 TOTALS		2-2	2-0	

+ - Overtime



WILLIE SNEAD IV

17

POSITION: WR
HT/WT: 5-11/205
ACQUIRED: UFA-'21 (BAL.)
BORN: 10/17/92
RAIDERS SEASON: 1
NFL SEASON: 7
COLLEGE: Ball State
HOMETOWN: Muskegon Heights, Mich.

2021: (9/13) vs. Bal.: Made his Raiders debut, appearing on offense and special teams...(9/19) **at Pit.:** Recorded one reception for 14 yards in the win.

WILLIE SNEAD IV'S NFL REGULAR SEASON RUSHING/RECEIVING STATISTICS

DATE	TEAM	GP	GS	RECEIVING					RUSHING				
				NO.	YDS.	AVG.	LG	TD	NO.	YDS.	AVG.	LG	TD
2015	Saints	15	8	69	984	14.3	63	3	0	0	0.0	0	0
2016	Saints	15	4	72	895	12.4	49	4	0	0	0.0	0	0
2017	Saints	11	7	8	92	11.5	26	0	0	0	0.0	0	0
2018	Ravens	16	10	62	651	10.5	28	1	1	13	13.0	13	0
2019	Ravens	16	11	31	339	10.9	50t	5	2	2	1.0	2	0
2020	Ravens	13	8	33	432	13.1	34	3	0	0	0.0	0	0
2021	Raiders	2	0	1	14	14.0	14	0	0	0	0.0	0	0
NFL TOTALS		88	48	276	3,407	12.3	63	16	3	15	5.0	13	0

WILLIE SNEAD IV'S NFL REGULAR SEASON RETURN STATISTICS

KICKOFF RETURNS							PUNT RETURNS					
DATE	TEAM	RET.	YDS.	AVG.	LG	TD	NO.	FC	YDS.	AVG.	LG	TD
2015	Saints	0	0	0.0	0	0	0	0	0	0.0	0	0
2016	Saints	0	0	0.0	0	0	0	0	0	0.0	0	0
2017	Saints	1	18	18.0	18	0	1	0	0	0.0	0	0
2018	Ravens	1	13	13.0	13	0	0	0	0	0.0	0	0
2019	Ravens	1	19	19.0	19	0	0	0	0	0.0	0	0
2020	Ravens	1	5	5.0	5	0	0	0	0	0.0	0	0
2021	Raiders	0	0	0.0	0	0	0	0	0	0.0	0	0
NFL TOTALS		4	55	13.8	19	0	1	0	0	0.0	0	0


100-YARD RECEIVING GAMES (4): REGULAR SEASON

DATE	TEAM	NO.	YDS.	AVG.	LG	TD
10/11/15	at Eagles	6	141	23.5	59	0
12/13/15	at Buccaneers	7	122	17.4	41	0
09/11/16	RAIDERS	9	172	19.1	49	1
11/01/20	STEELERS	5	106	21.2	34	0

WILLIE SNEAD IV'S 2021 GXG REGULAR-SEASON STATISTICS (RAIDERS)

DATE	OPPONENT	P/S	RECEIVING					RUSHING					W/L	SCORE
			NO.	YDS.	AVG.	LG	TD	NO.	YDS.	AVG.	LG	TD		
09/13	Ravens	P	0	0	0.0	0	0	0	0	0.0	0	0	W	33-27+
09/19	at Steelers	P	1	14	14.0	14	0	0	0	0.0	0	0	W	26-17
2021 TOTALS		2-0	1	14	14.0	14	0	0	0	0.0	0	0	2-0	

+ - Overtime



DAMION SQUARE

97

POSITION: DT
HT/WT: 6-2/293
ACQUIRED: FA-'21
BORN: 02/06/89

RAIDERS SEASON: 1
NFL SEASON: 9
COLLEGE: Alabama
HOMETOWN: Houston, Texas

2021: (9/19) at Pit.: Inactive.

DAMION SQUARE'S NFL REGULAR SEASON DEFENSIVE STATISTICS

DATE	TEAM	GP	GS	TACKLES								INTERCEPTIONS					O. FUMB				ST					MISC	
				TK	S	A	TFL	YDS	SK	YDS	QBH	NO	YDS	LG	TD	PD	FF	FR	TD	YDS	TK	S	A	FF	FR	S	A
2013	Eagles	10	0	4	4	0	1	5	0.0	0.0	0	0	0	0	0	1	0	0	0	0	0	0	0	0	0	0	0
2014	Chiefs	0	0	0	0	0	0	0	0.0	0.0	0	0	0	0	0	0	0	0	0	0	0	0	0	0	0	0	0
Went from Kansas City to San Diego.																											
2014	Chargers	0	0	0	0	0	0	0	0.0	0.0	0	0	0	0	0	0	0	0	0	0	0	0	0	0	0	0	0
2014	TOTAL	0	0	0	0	0	0	0	0.0	0.0	0	0	0	0	0	0	0	0	0	0	0	0	0	0	0	0	0
2015	Chargers	6	1	6	5	1	0	0	0.0	0.0	2	0	0	0	0	0	0	1	0	0	0	0	0	0	0	0	0
2016	Chargers	11	7	13	8	5	4	21	2.5	16.5	4	0	0	0	0	0	0	0	0	0	0	0	0	0	0	0	0
2017	Chargers	16	0	19	13	6	1	8	0.0	0.0	1	0	0	0	0	3	0	1	0	0	0	0	0	0	0	0	0
2018	Chargers	16	11	31	16	15	3	9	3.0	13.5	7	0	0	0	0	3	0	0	0	0	0	0	0	0	0	0	0
2019	Chargers	16	4	27	15	12	1	1	0.0	0.0	1	0	0	0	0	2	0	0	0	0	0	0	0	0	0	0	0
2020	Chargers	16	1	20	9	11	1	1	1.0	1.0	2	0	0	0	0	0	0	0	0	0	0	0	0	0	0	0	0
2021	Saints	0	0	0	0	0	0	0	0.0	0.0	0	0	0	0	0	0	0	0	0	0	0	0	0	0	0	0	0
Went from New Orleans to Chicago.																											
2021	Bears	0	0	0	0	0	0	0	0.0	0.0	0	0	0	0	0	0	0	0	0	0	0	0	0	0	0	0	0
2021	TOTAL	0	0	0	0	0	0	0	0.0	0.0	0	0	0	0	0	0	0	0	0	0	0	0	0	0	0	0	0
NFL TOTALS		91	24	120	70	50	11	45	6.5	31.0	17	0	0	0	0	9	0	2	0	0	0	0	0	0	0	0	0

DAMION SQUARE'S 2021 GXG REGULAR-SEASON STATISTICS (SAINTS/BEARS)

			TACKLES								INTERCEPTIONS					O. FUMB				ST					MISC				
DATE	OPPONENT	P/S	TK	S	A	SK	YDS	TFL	YDS	QBH	NO	YDS	LG	TD	PD	FF	FR	TD	YDS	TK	S	A	FF	FR	S	A	W/L	SCORE	
09/12	Packers		DID NOT PLAY																									W	38-3
09/19	Bengals		Went from Saints to Bears.																									W	20-17
2021 TOTALS			0	0	0	0.0	0.0	0	0	0	0	0	0	0	0	0	0	0	0	0	0	0	0	0	0	0	2-0		



RODERIC TEAMER

33

POSITION: S
HT/WT: 6-0/205
ACQUIRED: FA-'21
BORN: 12/05/97

RAIDERS SEASON: 1
NFL SEASON: 2
COLLEGE: Tulane
HOMETOWN: New Orleans, La.

2021: (9/13) vs. Bal.: Inactive...(9/19) at Pit.: Inactive.

RODERIC TEAMER'S NFL REGULAR SEASON DEFENSIVE STATISTICS

						TACKLES						INTERCEPTIONS					O. FUMB				ST					MISC	
DATE	TEAM	GP	GS	TK	S	A	TFL	YDS	SK	YDS	QBH	NO	YDS	LG	TD	PD	FF	FR	TD	YDS	TK	S	A	FF	FR	S	A
2019	Chargers	7	6	40	30	10	1	1	1.0	0.0	1	1	3	3	0	2	0	0	0	0	0	0	0	0	0	0	0
2021	Colts	0	0	0	0	0	0	0	0.0	0.0	0	0	0	0	0	0	0	0	0	0	0	0	0	0	0	0	0
NFL TOTALS		7	6	40	30	10	1	1	1.0	0.0	1	1	3	3	0	2	0	0	0	0	0	0	0	0	0	0	0

RODERIC TEAMER'S 2021 GXG REGULAR-SEASON STATISTICS (COLTS)

			TACKLES							INTERCEPTIONS					O. FUMB				ST				MISC							
DATE	OPPONENT	P/S	TK	S	A	SK	YDS	TFL	YDS	QBH	NO	YDS	LG	TD	PD	FF	FR	TD	YDS	TK	S	A	FF	FR	S	A	W/L	SCORE		
09/12	Seahawks											NOT ON ROSTER																	L	16-28
09/19	Rams											NOT ON ROSTER																	L	24-27
2021 TOTALS			0	0	0	0.0	0.0	0	0	0	0	0	0	0	0	0	0	0	0	0	0	0	0	0	0	0	0	0-2		



SOLOMON THOMAS

92

POSITION: DT

HT/WT: 6-3/295

ACQUIRED: UFA -'21 (SF)

BORN: 08/26/95

RAIDERS SEASON: 1

NFL SEASON: 5

COLLEGE: Stanford

HOMETOWN: Coppell, Texas

2021: (9/13) vs. Bal.: Made his Raider debut, appearing exclusively on defense...(9/19) at Pit.: Recorded two tackles, one tackle for loss, two sacks and one pass defended in the win...His two sacks marked a single-game career high.

SOLOMON THOMAS' NFL REGULAR SEASON DEFENSIVE STATISTICS

DATE	TEAM	GP	GS	TACKLES							INTERCEPTIONS							O. FUMB					ST					MISC	
				TK	S	A	TFL	YDS	SK	YDS	QBH	NO	YDS	LG	TD	PD	FF	FR	TD	YDS	TK	S	A	FF	FR	S	A		
2017	49ers	14	12	41	34	7	10	23	3.0	9.0	11	0	0	0	0	0	0	1	0	0	0	0	0	0	0	0	0	0	0
2018	49ers	16	13	31	24	7	3	10	1.0	2.0	6	0	0	0	0	0	0	0	0	0	0	0	0	0	0	0	0	0	0
2019	49ers	16	3	21	15	6	3	10	2.0	9.0	6	0	0	0	0	0	0	0	0	0	0	0	0	0	0	0	0	0	0
2020	49ers	2	2	2	0	2	0	0	0.0	0.0	0	0	0	0	0	0	0	0	0	0	0	0	0	0	0	0	0	0	0
2021	Raiders	2	0	2	2	0	1	3	2.0	3.0	3	0	0	0	0	1	0	0	0	0	0	0	0	0	0	0	0	0	0
NFL TOTALS		50	30	97	75	22	17	46	8.0	23.0	26	0	0	0	0	1	0	1	0	0	0	0	0	0	0	0	0	0	0

SOLOMON THOMAS' 2021 GXG REGULAR-SEASON STATISTICS (RAIDERS)

			TACKLES								INTERCEPTIONS						O. FUMB				ST					MISC			
DATE	OPPONENT	P/S	TK	S	A	SK	YDS	TFL	YDS	QBH	NO	YDS	LG	TD	PD	FF	FR	TD	YDS	TK	S	A	FF	FR	S	A	W/L	SCORE	
09/13	Ravens	P	0	0	0	0.0	0.0	0	0	0	0	0	0	0	0	0	0	0	0	0	0	0	0	0	0	0	W	33-27+	
09/19	at Steelers	P	2	2	0	2.0	3.0	1	3	3	0	0	0	0	1	0	0	0	0	0	0	0	0	0	0	0	W	26-17	
2021 TOTALS		2-0	2	2	0	2.0	3.0	1	3	3	0	0	0	0	1	0	0	0	0	0	0	0	0	0	0	0	2-0		

+ - Overtime



DARREN WALLER

83

POSITION: TE
HT/WT: 6-6/255
ACQUIRED: FA-'18
BORN: 09/13/92

RAIDERS SEASON: 4
NFL SEASON: 5
COLLEGE: Georgia Tech
HOMETOWN: Acworth, Ga.

2021: (9/13) vs. Bal.: Finished the night with 10 receptions for 105 yards with one TD...Registered his 11th career 100-yard receiving game and his fourth career game with 10 or more receptions...The contest marked his fourth straight game with 100-plus receiving yards, dating back to Dec. 17, 2020...(9/19) at Pit.: Started and recorded 65 yards on five receptions with a 25-yard long.

DARREN WALLER'S NFL REGULAR SEASON RUSHING/RECEIVING STATISTICS

DATE	TEAM	GP	GS	RECEIVING					RUSHING				
				NO.	YDS.	AVG.	LG	TD	NO.	YDS.	AVG.	LG	TD
2015	Ravens	6	1	2	18	9.0	17	0	0	0	0.0	0	0
2016	Ravens	12	3	10	85	8.5	15	2	0	0	0.0	0	0
2018	Ravens	0	0	0	0	0.0	0	0	0	0	0.0	0	0
Went from Baltimore to Oakland.													
2018	Raiders	4	0	6	75	12.5	44	0	1	21	21.0	21	0
2018	TOTAL	4	0	6	75	12.5	44	0	1	21	21.0	21	0
2019	Raiders	16	16	90	1,145	12.7	75	3	2	5	2.5	7	0
2020	Raiders	16	15	107	1,196	11.2	38t	9	0	0	0.0	0	0
2021	Raiders	2	2	15	170	11.3	25	1	0	0	0.0	0	0
NFL TOTALS		56	37	230	2,689	11.7	75	15	3	26	8.7	21	0

DARREN WALLER'S NFL REGULAR SEASON RETURN STATISTICS

KICKOFF RETURNS							PUNT RETURNS					
DATE	TEAM	RET.	YDS.	AVG.	LG	TD	NO.	FC	YDS.	AVG.	LG	TD
2015	Ravens	0	0	0.0	0	0	0	0	0	0.0	0	0
2016	Ravens	0	0	0.0	0	0	0	0	0	0.0	0	0
2018	Ravens	0	0	0.0	0	0	0	0	0	0.0	0	0
Went from Baltimore to Oakland.												
2018	Raiders	0	0	0.0	0	0	0	0	0	0.0	0	0
2018	TOTAL	0	0	0.0	0	0	0	0	0	0.0	0	0
2019	Raiders	0	0	0.0	0	0	0	0	0	0.0	0	0
2020	Raiders	0	0	0.0	0	0	0	0	0	0.0	0	0
2021	Raiders	0	0	0.0	0	0	0	0	0	0.0	0	0
NFL TOTALS		0	0	0.0	0	0	0	0	0	0.0	0	0


100-YARD RECEIVING GAMES (11): REGULAR SEASON

DATE	TEAM	NO.	YDS.	AVG.	LG	TD
09/22/19	at Vikings	13	134	10.3	30	0
10/20/19	at Packers	7	126	18.0	48	2
12/01/19	at Chiefs	7	100	14.3	24	0
12/15/19	JAGUARS	8	122	15.3	36	0
12/29/19	at Broncos	6	107	17.8	75	0
09/21/20	SAINTS	12	105	8.8	18	1
12/06/20	at Jets	13	200	15.4	38t	2
12/17/20	CHARGERS	9	150	16.7	35t	1
12/26/20	DOLPHINS	5	112	22.4	33	0
01/03/21	at Broncos	9	117	13.0	28t	1
09/13/21	RAVENS	10	105	10.5	24	1

DARREN WALLER'S 2021 GXG REGULAR-SEASON STATISTICS (RAIDERS)

DATE	OPPONENT	P/S	RECEIVING					RUSHING					W/L	SCORE
			NO.	YDS.	AVG.	LG	TD	NO.	YDS.	AVG.	LG	TD		
09/13	Ravens	S	10	105	10.5	24	1	0	0	0.0	0	0	W	33-27+
09/19	at Steelers	S	5	65	13.0	25	0	0	0	0.0	0	0	W	26-17
2021 TOTALS		2-2	15	170	11.3	25	1	0	0	0.0	0	0	2-0	

+ - Overtime



K.J. WRIGHT

34

POSITION: LB
HT/WT: 6-4/246
ACQUIRED: FA-'21
BORN: 07/23/89

RAIDERS SEASON: 1
NFL SEASON: 11
COLLEGE: Mississippi State
HOMETOWN: Olive Branch, Miss.

2021: (9/13) vs. Bal.: Made his Raiders debut, recording two tackles in the win...**(9/19) at Pit.:** Appeared on defense in a reserve role.

K.J. WRIGHT'S NFL REGULAR SEASON DEFENSIVE STATISTICS

DATE	TEAM	GP	GS	TACKLES							INTERCEPTIONS						O. FUMB				ST					MISC	
				TK	S	A	TFL	YDS	SK	YDS	QBH	NO	YDS	LG	TD	PD	FF	FR	TD	YDS	TK	S	A	FF	FR	S	A
2011	Seahawks	16	12	61	46	15	10	0	2.0	9.0	4	0	0	0	0	3	1	1	0	30	4	4	0	0	0	0	0
2012	Seahawks	15	15	96	66	30	8	0	1.0	13.0	3	1	24	24	0	5	1	0	0	0	2	2	0	0	0	0	0
2013	Seahawks	13	13	80	46	34	4	12	1.5	4.5	2	0	0	0	0	4	0	1	0	0	0	0	0	0	0	0	0
2014	Seahawks	16	16	106	73	33	5	11	2.0	8.0	2	0	0	0	0	4	3	1	0	0	1	0	1	0	0	0	0
2015	Seahawks	16	16	116	71	45	4	13	1.0	11.0	2	0	0	0	0	3	4	2	0	4	0	0	0	0	0	0	0
2016	Seahawks	16	16	126	72	54	12	29	4.0	7.0	8	0	0	0	0	5	1	1	0	0	0	0	0	0	0	0	0
2017	Seahawks	15	15	108	71	37	5	14	0.0	0.0	3	1	1	1	0	6	0	1	0	0	0	0	0	0	0	0	0
2018	Seahawks	5	5	23	15	8	2	7	0.0	0.0	0	0	0	0	0	3	0	0	0	0	0	0	0	0	0	0	0
2019	Seahawks	16	16	132	67	65	5	11	0.0	0.0	1	3	10	11	0	11	0	0	0	0	0	0	0	0	0	0	0
2020	Seahawks	16	16	86	60	26	11	35	2.0	8.0	3	1	7	7	0	10	1	2	0	0	0	0	0	0	0	0	0
2021	Raiders	2	0	4	2	2	1	0	0.0	0.0	0	0	0	0	0	0	0	0	0	0	0	0	0	0	0	0	0
NFL TOTALS		146	140	938	589	349	67	132	13.5	60.5	28	6	42	24	0	54	11	9	0	34	7	6	1	0	0	0	0

K.J. WRIGHT'S 2021 GXG REGULAR-SEASON STATISTICS (RAIDERS)

DATE	OPPONENT	P/S	TACKLES							INTERCEPTIONS						O. FUMB				ST					MISC		SCORE
			TK	S	A	SK	YDS	TFL	YDS	QBH	NO	YDS	LG	TD	PD	FF	FR	TD	YDS	TK	S	A	FF	FR	S	A	
09/13	Ravens	P	2	1	1	0.0	0.0	0	0	0	0	0	0	0	0	0	0	0	0	0	0	0	0	0	0	0	33-27+
09/19	at Steelers	P	2	1	1	0.0	0.0	1	0	0	0	0	0	0	0	0	0	0	0	0	0	0	0	0	0	0	26-17
2021 TOTALS		2-0	4	2	2	0.0	0.0	1	0	0	0	0	0	0	0	0	0	0	0	0	0	0	0	0	0	0	2-0

+ - Overtime



GAME SUMMARIES



WEEK 1

Baltimore Ravens 27, Las Vegas Raiders 33 (OT)
61,756 Allegiant Stadium Sep 13, 2021



Baltimore Ravens	7	7	3	10	0	—	27
Las Vegas Raiders	0	10	0	17	6	—	33

SCORING DRIVES

TEAM	QTR	TIME	SCORING PLAY	BAL	LV
Ravens	1	01:47	T.Williams 35 yd. run (J.Tucker kick) (6-65, 2:59) (2-27, 0:53)	7	0
Ravens	2	08:52	M.Brown 10 yd. pass from L.Jackson (J.Tucker kick) (6-68, 2:38)	14	0
Raiders	2	04:14	J.Jacobs 2 yd. run (D.Carlson kick) (9-75, 4:38)	14	7
Raiders	2	00:00	D.Carlson 34 yd. Field Goal (9-48, 1:12)	14	10
Ravens	3	08:24	J.Tucker 40 yd. Field Goal (6-16, 2:24)	17	10
Raiders	4	09:18	J.Jacobs 15 yd. run (D.Carlson kick) (5-41, 2:36)	17	17
Ravens	4	06:04	L.Murray 8 yd. run (J.Tucker kick) (6-75, 3:14)	24	17
Raiders	4	03:44	D.Waller 10 yd. pass from D.Carr (D.Carlson kick) (9-75, 2:20)	24	24
Ravens	4	00:37	J.Tucker 47 yd. Field Goal (8-46, 3:07)	27	24
Raiders	4	00:02	D.Carlson 55 yd. Field Goal (5-38, 0:35)	27	27
Raiders	OT	03:38	Z.Jones 31 yd. pass from D.Carr	27	33

BALTIMORE RAVENS

PASSING	ATT	CP	YDS	SK/YD	TD	LG	INT	RTG
Lamar Jackson	30	19	235	3/18	1	49	0	98.6
TOTAL	30	19	235	3/18	1	49	0	98.6

RUSHING	ATT	YDS	AVG	LG	TD
Lamar Jackson	12	86	7.2	28	0
Ty'Son Williams	9	65	7.2	35t	1
Lataavius Murray	10	28	2.8	8t	1
Trenton Cannon	2	5	2.5	3	0
Marquise Brown	1	5	5.0	5	0
TOTAL	34	189	5.6	35T	2

RECEIVING	NO	YDS	AVG	LG	TD
Marquise Brown	6	69	11.5	29	1
Sammy Watkins	4	96	24.0	49	0
Ty'Son Williams	3	29	9.7	21	0
Mark Andrews	3	20	6.7	10	0
Patrick Ricard	2	15	7.5	9	0
Devin Duvernay	1	6	6.0	6	0
TOTAL	19	235	12.4	49	1

PUNTING	NO	YDS	AVG	TB	I20	LG
Sam Koch	4	179	44.8	0	1	49
TOTAL	4	179	44.8	0	1	49

KICKOFF RETURNS	NO	YDS	AVG	LG	TD
No Kickoff Returns					

PUNT RETURNS	NO	YDS	AVG	LG	TD
Devin Duvernay	4	67	16.8	30	0
TOTAL	4	67	16.8	30	0

TOP DEFENSE	TOT	SOLO	AST	SCK	YDS	INT
Marlon Humphrey	9	6	3	0.0	0.0	0
Patrick Queen	9	6	3	1.0	13.0	0
Anthony Averett	7	6	1	0.0	0.0	1

FIELD GOALS	FGM/FGA	PERCENT	RESULTS
Justin Tucker	2-2	100.0	40G, 47G
TOTAL	2-2	100.0	

SACKS

Patrick Queen [1.0/13.0], Odafe Oweh [1.0/2.0], Pernell McPhee [1.0/11.0]

LAS VEGAS RAIDERS

PASSING	ATT	CP	YDS	SK/YD	TD	LG	INT	RTG
Derek Carr	56	34	435	3/26	2	37	1	89.5
TOTAL	56	34	435	3/26	2	37	1	89.5

RUSHING	ATT	YDS	AVG	LG	TD
Josh Jacobs	10	34	3.4	15t	2
Marcus Mariota	1	31	31.0	31	0
Kenyan Drake	6	11	1.8	6	0
Derek Carr	4	6	1.5	4	0
TOTAL	21	82	3.9	31	2

RECEIVING	NO	YDS	AVG	LG	TD
Darren Waller	10	105	10.5	24	1
Hunter Renfrow	6	70	11.7	27	0
Kenyan Drake	5	59	11.8	21	0
Bryan Edwards	4	81	20.3	32	0
Alec Ingold	4	22	5.5	9	0
Henry Ruggs III	2	46	23.0	37	0
Zay Jones	2	46	23.0	31t	1
Josh Jacobs	1	6	6.0	6	0
TOTAL	34	435	12.8	37	2

PUNTING	NO	YDS	AVG	TB	I20	LG
AJ Cole	6	316	52.7	0	2	67
TOTAL	6	316	52.7	0	2	67

KICKOFF RETURNS	NO	YDS	AVG	TB	LG	TD
Henry Ruggs III	2	33	16.5	20	0	
TOTAL	2	33	16.5	20	0	

PUNT RETURNS	NO	YDS	AVG	LG	TD
Hunter Renfrow	2	10	5.0	7	0
TOTAL	2	10	5.0	7	0

TOP DEFENSE	TOT	SOLO	AST	SCK	YDS	INT
Cory Littleton	10	5	5	0.0	0.0	0
Denzel Perryman	10	5	5	0.0	0.0	0
Johnathan Abram	9	5	4	0.0	0.0	0

FIELD GOALS	FGM/FGA	PERCENT	RESULTS
Daniel Carlson	2-2	100.0	34G, 55G
TOTAL	2-2	100.0	

SACKS

Maxx Crosby [2.0/12.0], Carl Nassib [1.0/6.0]

TEAM STATISTICS

	RAVENS	RAIDERS
First Downs	20	26
3rd-Down Eff. (Made/Att/Pct)	3/12/25%	7/15/47%
4th-Down Eff. (Made/Att/Pct)	1/2/50%	0/1/0%
Total Net Yards	406	491
Total Plays	67	80
Yards Per Play	6.1	6.1
Rushes/Net Yards	34/189	21/82
Net Passing	217	409
Pass Attempts/Completions	30/19	56/34
Had Intercepted	0	1
Sacked/Yards Lost	3/18	3/26
Punts/Average	4/44.8	6/52.7
Penalties/Yards	5/71	10/62
Fumbles/Lost	4/2	1/0
Possession Time	32:14	34:08

RAVENS

RAIDERS



WEEK 2 **Las Vegas Raiders 26, Pittsburgh Steelers 17** **63,707 🏡 Heinz Field 🏡 Sep 19, 2021**



Las Vegas Raiders	3	6	7	10	—	26
Pittsburgh Steelers	0	7	0	10	—	17

SCORING DRIVES

TEAM	QTR	TIME	SCORING PLAY	LV	PIT
Raiders	1	03:10	D.Carlson 46 yd. Field Goal (5-12, 2:34)	3	0
Raiders	2	09:34	D.Carlson 33 yd. Field Goal (8-47, 3:58)	6	0
Steelers	2	06:25	J.Smith-Schuster 3 yd. run (C.Boswell kick) (7-75, 3:09)	6	7
Raiders	2	00:02	D.Carlson 41 yd. Field Goal (13-53, 6:23)	9	7
Raiders	3	05:02	F.Moreau 9 yd. pass from D.Carr (D.Carlson kick) (7-82, 4:09)	16	7
Steelers	4	11:15	N.Harris 25 yd. pass from B.Roethlisberger (C.Boswell kick) (5-80, 1:41)	16	14
Raiders	4	09:35	H.Ruggs 61 yd. pass from D.Carr (D.Carlson kick) (5-75, 1:40)	23	14
Steelers	4	03:42	C.Boswell 56 yd. Field Goal (8-30, 2:09)	23	17
Raiders	4	00:20	D.Carlson 45 yd. Field Goal (7-46, 3:22)	26	17

LAS VEGAS RAIDERS

PASSING	ATT	CP	YDS	SK/YD	TD	LG	INT	RTG
Derek Carr	37	28	382	2/9	2	61t	0	126.2
TOTAL	37	28	382	2/9	2	61T	0	126.2

RUSHING	ATT	YDS	AVG	LG	TD
Peyton Barber	13	32	2.5	13	0
Kenyan Drake	7	9	1.3	5	0
Derek Carr	4	9	2.3	5	0
Henry Ruggs III	1	2	2.0	2	0
TOTAL	25	52	2.1	13	0

RECEIVING	NO	YDS	AVG	LG	TD
Henry Ruggs III	5	113	22.6	61t	1
Darren Waller	5	65	13.0	25	0
Hunter Renfrow	5	57	11.4	23	0
Kenyan Drake	5	46	9.2	13	0
Bryan Edwards	3	40	13.3	18	0
Foster Moreau	2	34	17.0	25	1
Derek Carrier	2	13	6.5	9	0
Willie Snead IV	1	14	14.0	14	0
TOTAL	28	382	13.6	61T	2

PUNTING	NO	YDS	AVG	TB	I20	LG
AJ Cole	4	190	47.5	1	2	55
TOTAL	4	190	47.5	1	2	55

KICKOFF RETURNS	NO	YDS	AVG	LG	TD
Henry Ruggs III	1	22	22.0	22	0
TOTAL	1	22	22.0	22	0

PUNT RETURNS	NO	YDS	AVG	LG	TD
Hunter Renfrow	2	26	13.0	16	0
TOTAL	2	26	13.0	16	0

TOP DEFENSE	TOT	SOLO	AST	SCK	YDS	INT
Denzel Perryman	12	6	6	0.0	0.0	0
Johnathan Abram	7	5	2	0.0	0.0	0
Nate Hobbs	6	4	2	0.0	0.0	0

FIELD GOALS	FGM/FGA	PERCENT	RESULTS
Daniel Carlson	4-4	100.0	46G, 33G, 41G, 45G
TOTAL	4-4	100.0	

SACKS

Solomon Thomas [2.0/3.0]

PITTSBURGH STEELERS

PASSING	ATT	CP	YDS	SK/YD	TD	LG	INT	RTG
Ben Roethlisberger	39	26	284	2/3	1	52	1	85.8
TOTAL	39	26	284	2/3	1	52	1	85.8

RUSHING	ATT	YDS	AVG	LG	TD
Najee Harris	10	38	3.8	14	0
JuJu Smith-Schuster	1	3	3.0	3t	1
Benny Snell Jr.	2	1	0.5	1	0
Chase Claypool	1	-3	-3.0	-3	0
TOTAL	14	39	2.8	14	1

RECEIVING	NO	YDS	AVG	LG	TD
Diontae Johnson	9	105	11.7	41	0
JuJu Smith-Schuster	6	41	6.8	17	0
Najee Harris	5	43	8.6	25t	1
Pat Freiermuth	4	36	9.0	14	0
Chase Claypool	3	70	23.3	52	0
TOTAL	27	295	10.9	52	1

PUNTING	NO	YDS	AVG	TB	I20	LG
Pressley Harvin III	4	197	49.3	0	3	59
TOTAL	4	197	49.3	0	3	59

KICKOFF RETURNS	NO	YDS	AVG	TB	LG	TD
Ray-Ray McCloud	4	92	23.0	28	0	
TOTAL	4	92	23.0	28	0	

PUNT RETURNS	NO	YDS	AVG	LG	TD
Ray-Ray McCloud	2	21	10.5	15	0
TOTAL	2	21	10.5	15	0

TOP DEFENSE	TOT	SOLO	AST	SCK	YDS	INT
Joe Schobert	10	7	3	0.0	0.0	0
Robert Spillane	10	8	2	0.0	0.0	0
Cameron Heyward	7	4	3	0.0	0.0	0

FIELD GOALS	FGM/FGA	PERCENT	RESULTS
Chris Boswell	1-1	100.0	56G
TOTAL	1-1	100.0	

SACKS

Melvin Ingram III [1.0/8.0], T.J. Watt [1.0/1.0]

TEAM STATISTICS

	RAIDERS	STEELERS
First Downs	22	17
3rd-Down Eff. (Made/Att/Pct)	5/13/38%	5/12/42%
4th-Down Eff. (Made/Att/Pct)	1/1/100%	0/1/0%
Total Net Yards	425	331
Total Plays	64	56
Yards Per Play	6.6	5.9
Rushes/Net Yards	25/52	14/39
Net Passing	373	292
Pass Attempts/Completions	37/28	40/27
Had Intercepted	0	1
Sacked/Yards Lost	2/9	2/3
Punts/Average	4/47.5	4/49.3
Penalties/Yards	5/40	5/43
Fumbles/Lost	2/0	1/0
Possession Time	34:22	25:38



LAST WEEK'S GAME

National Football League Game Summary

NFL Copyright © 2021 by The National Football League. All rights reserved. This summary and play-by-play is for the express purpose of assisting media in their coverage of the game; any other use of this material is prohibited without the written permission of the National Football League.

Date: Sunday, 9/19/2021	Las Vegas Raiders at Pittsburgh Steelers at Heinz Field, Pittsburgh	Start Time: 1:02 PM EDT
Game Day Weather		
Game Weather: Sunny	Temp: 79° F (26.1° C) Humidity: 52%, Wind: SW 2 mph	
Played Open Stadium on Turf: Grass	Outdoor Weather: Sunny, Wind Chill: 79	

Officials		
Referee: Boger, Jerome (23)	Umpire: Anderson, Barry (20)	Down Judge: LeBlanc, Frank (44)
Line Judge: Baynes, Rusty (59)	Field Judge: Zimmer, Steve (22)	Side Judge: Monroe, Jonah (120)
Back Judge: Patrick, Steve (17)	Replay Official: Smith, Ross (0)	

Las Vegas Raiders				Pittsburgh Steelers			
Offense		Defense		Offense		Defense	
WR 11	H.Ruggs	DE 91	Y.Ngakoué	WR 19	J.Smith-Schuster	DT 97	C.Heyward
TE 87	F.Moreau	DT 77	Q.Jefferson	TE 88	P.Freiermuth	DE 95	C.Wormley
LT 74	K.Miller	NT 90	J.Hankins	LT 65	D.Moore	NT 94	T.Alualu
LG 76	J.Simpson	DE 98	M.Crosby	LG 69	K.Dotson	LOLB 90	T.Watt
C 68	A.James	MLB 52	D.Perryman	C 53	K.Green	RILB 93	J.Schobert
RG 72	J.Elumunor	WLB 42	C.Littleton	RG 51	T.Turner	ROLB 56	A.Highsmith
RT 70	A.Leatherwood	LCB 27	T.Mullen	RT 76	C.Okorafor	RCB 20	C.Sutton
TE 83	D.Waller	RCB 29	C.Hayward	WR 11	C.Claypool	SS 34	Te.Edmunds
TE 85	D.Carrier	CB 39	N.Hobbs	WR 18	D.Johnson	FS 39	M.Fitzpatrick
QB 4	D.Carr	FS 25	T.Moehrig	QB 7	B.Roethlisberger	LCB 42	J.Pierre
RB 23	K.Drake	SS 24	J.Abram	RB 22	N.Harris	LILB 41	R.Spillane

Substitutions				Substitutions			
K 2 D.Carlson, LB 5 D.Deablo, P 6 A.Cole, WR 7 Z.Jones, WR 13 H.Renfrow, WR 17 W.Snead, CB 20 D.Arnette, CB 21 A.Robertson, RB 31 P.Barber, S 32 D.Leavitt, LB 34 K.Wright, S 37 T.Gillespie, FB 45 A.Ingold, LS 47 T.Sieg, LB 55 M.Lee, C 66 N.Martin, G 67 L.Cotton, T 75 B.Parker, WR 89 B.Edwards, DT 92 S.Thomas, DE 94 C.Nassib, DT 96 D.Philon, DE 99 C.Ferrell				P 6 P.Harvin, LB 8 M.Ingram, K 9 C.Boswell, WR 13 J.Washington, WR 14 R.McCloud, DB 21 T.Norwood, RB 24 B.Snell, CB 25 A.Witherspoon, LB 27 M.Allen, S 28 M.Killebrew, RB 29 K.Ballage, CB 31 J.Layne, CB 35 A.Maulet, OLB 40 J.Jones, FB 44 D.Watt, LB 45 B.Johnson, LS 46 C.Kuntz, ILB 54 U.Gilbert, C 60 J.Hassenauer, C/G 67 B.Finney, OT 71 J.Haeg, TE 81 Z.Gentry, TE 85 E.Ebron, DE 92 I.Loudermilk, DE 96 I.Buggs			

Did Not Play				Did Not Play			
QB 3 N.Peterman, RB 36 T.Ragas, DE 51 M.Koonce				QB 2 M.Rudolph			
Not Active				Not Active			
RB 28 J.Jacobs, S 33 R.Teamer, LB 44 N.Kwiatkoski, G 60 J.Simmons, G 64 R.Incognito, TE 82 N.Bowers, DT 97 D.Square				QB 3 D.Haskins, CB 23 J.Haden, LB 55 D.Bush, DT 73 C.Davis, OL 79 R.Coward			

Field Goals (made () & missed)								
D.Carlson		(46)	(33)	(41)	(45)	C.Boswell		(56)
		1	2	3	4	OT	Total	
VISITOR:	Las Vegas Raiders	3	6	7	10	0	26	
HOME:	Pittsburgh Steelers	0	7	0	10	0	17	

Scoring Plays							
Team	Qtr	Time	Play Description (Extra Point) (Drive Info)				Visitor Home
Raiders	1	3:10	D.Carlson 46 yd. Field Goal (5-12, 2:34)				3 0
Raiders	2	9:34	D.Carlson 33 yd. Field Goal (8-47, 3:58)				6 0
Steelers	2	6:25	J.Smith-Schuster 3 yd. run (C.Boswell kick) (7-75, 3:09)				6 7
Raiders	2	0:02	D.Carlson 41 yd. Field Goal (13-53, 6:23)				9 7
Raiders	3	5:02	F.Moreau 9 yd. pass from D.Carr (D.Carlson kick) (7-82, 4:09)				16 7
Steelers	4	11:15	N.Harris 25 yd. pass from B.Roethlisberger (C.Boswell kick) (5-80, 1:41)				16 14
Raiders	4	9:35	H.Ruggs 61 yd. pass from D.Carr (D.Carlson kick) (5-75, 1:40)				23 14
Steelers	4	3:42	C.Boswell 56 yd. Field Goal (8-30, 2:09)				23 17
Raiders	4	0:20	D.Carlson 45 yd. Field Goal (7-46, 3:22)				26 17

National Football League Game Summary

NFL Copyright © 2021 by The National Football League. All rights reserved. This summary and play-by-play is for the express purpose of assisting media in their coverage of the game; any other use of this material is prohibited without the written permission of the National Football League.

Paid Attendance: 63,707

Time: 3:08

Las Vegas Raiders vs Pittsburgh Steelers

9/19/2021 at Heinz Field

Final Individual Statistics

Las Vegas Raiders

RUSHING	ATT	YDS	AVG	LG	TD
P.Barber	13	32	2.5	13	0
K.Drake	7	9	1.3	5	0
D.Carr	4	9	2.3	5	0
H.Ruggs	1	2	2.0	2	0
Total	25	52	2.1	13	0

PASSING	ATT	CMP	YDS	SK/YD	TD	LG	IN	RT
D.Carr	37	28	382	2/9	2	61	0	126.2
Total	37	28	382	2/9	2	61	0	126.2

PASS RECEIVING	TAR	REC	YDS	AVG	LG	TD
H.Ruggs	7	5	113	22.6	61	1
D.Waller	7	5	65	13.0	25	0
H.Renfrow	7	5	57	11.4	23	0
K.Drake	6	5	46	9.2	13	0
B.Edwards	3	3	40	13.3	18	0
F.Moreau	3	2	34	17.0	25	1
D.Carrier	2	2	13	6.5	9	0
W.Snead	1	1	14	14.0	14	0
A.Ingold	1	0	0	0.0	0	0
Total	37	28	382	13.6	61	2

INTERCEPTIONS	NO	YDS	AVG	LG	TD
T.Mullen	1	15	15.0	15	0
Total	1	15	15.0	15	0

PUNTING	NO	YDS	AVG	NET	TB	IN20	LG
A.Cole	4	190	47.5	37.3	1	2	55
Total	4	190	47.5	37.3	1	2	55

PUNT RETURNS	NO	YDS	AVG	FC	LG	TD
H.Renfrow	2	26	13.0	1	16	0
[DOWNED]	1	0	0.0	0	0	0
Total	2	26	13.0	1	16	0

KICKOFF RETURNS	NO	YDS	AVG	FC	LG	TD
H.Ruggs	1	22	22.0	0	22	0
[TOUCHBACK]	3	0	0.0	0	0	0
Total	1	22	22.0	0	22	0

Pittsburgh Steelers

RUSHING	ATT	YDS	AVG	LG	TD
N.Harris	10	38	3.8	14	0
J.Smith-Schuster	1	3	3.0	3	1
B.Snell	2	1	0.5	1	0
C.Claypool	1	-3	-3.0	-3	0
Total	14	39	2.8	14	1

PASSING	ATT	CMP	YDS	SK/YD	TD	LG	IN	RT
B.Roethlisberger	40	27	295	2/3	1	52	1	87.0
Total	40	27	295	2/3	1	52	1	87.0

PASS RECEIVING	TAR	REC	YDS	AVG	LG	TD
D.Johnson	12	9	105	11.7	41	0
J.Smith-Schuster	7	6	41	6.8	17	0
N.Harris	5	5	43	8.6	25	1
P.Freiermuth	4	4	36	9.0	14	0
C.Claypool	9	3	70	23.3	52	0
E.Ebron	2	0	0	0.0	0	0
J.Washington	1	0	0	0.0	0	0
Total	40	27	295	10.9	52	1

INTERCEPTIONS	NO	YDS	AVG	LG	TD
Total	0	0	0	0	0

PUNTING	NO	YDS	AVG	NET	TB	IN20	LG
P.Harvin	4	197	49.3	42.8	0	3	59
Total	4	197	49.3	42.8	0	3	59

PUNT RETURNS	NO	YDS	AVG	FC	LG	TD
R.McCloud	2	21	10.5	1	15	0
[TOUCHBACK]	1	0	0.0	0	0	0
Total	2	21	10.5	1	15	0

KICKOFF RETURNS	NO	YDS	AVG	FC	LG	TD
R.McCloud	4	92	23.0	0	28	0
[TOUCHBACK]	3	0	0.0	0	0	0
Total	4	92	23.0	0	28	0

Las Vegas Raiders

FUMBLES	FUM	LOST	OWN-REC	YDS	TD	FORCED	OPP-REC	YDS	TD	OUT-BDS
D.Carr	2	0	1	-3	0	0	0	0	0	0
J.Simpson	0	0	1	0	0	0	0	0	0	0
Total	2	0	2	-3	0	0	0	0	0	0

Pittsburgh Steelers

FUMBLES	FUM	LOST	OWN-REC	YDS	TD	FORCED	OPP-REC	YDS	TD	OUT-BDS
B.Roethlisberger	1	0	1	0	0	0	0	0	0	0
T.Watt	0	0	0	0	0	1	0	0	0	0
Total	1	0	1	0	0	1	0	0	0	0

Final Team Statistics

	Visitor Raiders	Home Steelers
TOTAL FIRST DOWNS	22	17
By Rushing	4	3
By Passing	17	13
By Penalty	1	1
THIRD DOWN EFFICIENCY	5-13-38.5%	5-12-41.7%
FOURTH DOWN EFFICIENCY	1-1-100.0%	0-1-0.0%
TOTAL NET YARDS	425	331
Total Offensive Plays (inc. times thrown passing)	64	56
Average gain per offensive play	6.6	5.9
NET YARDS RUSHING	52	39
Total Rushing Plays	25	14
Average gain per rushing play	2.1	2.8
Tackles for a loss-number and yards	5-14	3-6
NET YARDS PASSING	373	292
Times thrown - yards lost attempting to pass	2-9	2-3
Gross yards passing	382	295
PASS ATTEMPTS-COMPLETIONS-HAD INTERCEPTED	37-28-0	40-27-1
Avg gain per pass play (inc.# thrown passing)	9.6	7.0
KICKOFFS Number-In End Zone-Touchbacks	7-5-3	4-3-3
PUNTS Number and Average	4-47.5	4-49.3
Had Blocked	0	0
FGs - PATs Had Blocked	0-0	0-0
Net Punting Average	37.3	42.8
TOTAL RETURN YARDAGE (Not Including Kickoffs)	41	21
No. and Yards Punt Returns	2-26	2-21
No. and Yards Kickoff Returns	1-22	4-92
No. and Yards Interception Returns	1-15	0-0
PENALTIES Number and Yards	5-40	5-43
FUMBLES Number and Lost	2-0	1-0
TOUCHDOWNS	2	2
Rushing	0	1
Passing	2	1
EXTRA POINTS Made-Attempts	2-2	2-2
Kicking Made-Attempts	2-2	2-2
FIELD GOALS Made-Attempts	4-4	1-1
RED ZONE EFFICIENCY	1-3-33%	1-1-100%
GOAL TO GO EFFICIENCY	1-2-50%	1-1-100%
SAFETIES	0	0
FINAL SCORE	26	17
TIME OF POSSESSION	34:22	25:38

Las Vegas Raiders vs Pittsburgh Steelers

9/19/2021 at Heinz Field

Ball Possession And Drive Chart

Las Vegas Raiders

#	Time Recd	Time Lost	Time Poss	How Ball Obtained	Drive Began	# Play	Yds Gain	Yds Pen	Net Yds	1st Down	Last Scrm	How Given Up
1	11:27	8:15	3:12	Punt	LV 16	6	19	0	19	1	LV 35	Punt
2	5:44	3:10	2:34	Interception	PIT 39	5	17	-5	12	1	PIT 27	Field Goal
3	13:32	9:34	3:58	Downs	LV 38	8	27	20	47	2	* PIT 15	Field Goal
4	6:25	0:02	6:23	Kickoff	LV 25	13	73	-20	53	5	* PIT 22	Field Goal
5	15:00	12:15	2:45	Kickoff	LV 25	6	22	0	22	1	LV 47	Punt
6	9:11	5:02	4:09	Punt	LV 18	7	82	0	82	4	* PIT 9	Touchdown
7	1:43	12:56	3:47	Punt	LV 3	7	47	0	47	3	50	Punt
8	11:15	9:35	1:40	Kickoff	LV 25	5	75	0	75	2	LV 39	Touchdown
9	8:23	5:51	2:32	Punt	LV 24	4	14	0	14	1	LV 38	Punt
10	3:42	0:20	3:22	Kickoff	LV 27	7	46	0	46	2	PIT 27	Field Goal

(262) Average LV 26

Pittsburgh Steelers

#	Time Recd	Time Lost	Time Poss	How Ball Obtained	Drive Began	# Play	Yds Gain	Yds Pen	Net Yds	1st Down	Last Scrm	How Given Up
1	15:00	11:27	3:33	Kickoff	PIT 32	6	14	0	14	1	PIT 46	Punt
2	8:15	5:44	2:31	Punt	PIT 8	5	14	0	14	1	PIT 22	Interception
3	3:10	13:32	4:38	Kickoff	PIT 22	10	50	-10	40	2	LV 38	Downs
4	9:34	6:25	3:09	Kickoff	PIT 25	7	75	0	75	4	* LV 3	Touchdown
5	0:02	0:00	0:02	Kickoff		0	0	0	0	0		End of Half
6	12:15	9:11	3:04	Punt	PIT 13	6	20	0	20	1	PIT 33	Punt
7	5:02	1:43	3:19	Kickoff	PIT 17	6	28	10	38	3	LV 45	Punt
8	12:56	11:15	1:41	Punt	PIT 20	5	80	0	80	2	LV 25	Touchdown
9	9:35	8:23	1:12	Kickoff	PIT 25	3	9	0	9	0	PIT 34	Punt
10	5:51	3:42	2:09	Punt	PIT 32	8	30	0	30	2	LV 38	Field Goal
11	0:20	0:00	0:20	Kickoff	PIT 25	1	11	0	11	1	PIT 25	End of Game

(219) Average PIT 22

* inside opponent's 20

Time of Possession by Quarter

Visitor	Las Vegas Raiders	1st	2nd	3rd	4th	OT	Total
Home	Pittsburgh Steelers	5:46	10:21	8:37	9:38		34:22
		9:14	4:39	6:23	5:22		25:38

Kickoff Drive No.-Start Average

Raiders: 4 - LV 26

Steelers: 6 - PIT 24

Final Defensive Statistics

TKL = Tackle AST = Assist COMB = Combined QH=QB Hit IN = Interception PD = Pass Defense FF = Forced Fumble FR = Fumble Recovery

Pittsburgh Steelers	Regular Defensive Plays												Special Teams					Misc			
	TKL	AST	COMB	SK	/ YDS	TFL	QH	IN	PD	FF	FR	TKL	AST	FF	FR	BL	TKL	AST	FF	FR	
R.Spillane	8	2	10	0	0	1	0	0	0	0	0	0	2	0	0	0	0	0	0	0	
J.Schobert	7	3	10	0	0	0	0	0	2	0	0	0	0	0	0	0	0	0	0	0	
C.Heyward	4	3	7	0	0	1	0	0	1	0	0	0	0	0	0	0	0	0	0	0	
J.Pierre	6	0	6	0	0	0	0	0	0	0	0	0	1	0	0	0	0	0	0	0	
Te.Edmunds	5	1	6	0	0	2	0	0	0	0	0	0	0	0	0	0	0	0	0	0	
M.Fitzpatrick	4	2	6	0	0	0	0	0	0	0	0	0	0	0	0	0	0	0	0	0	
T.Watt	3	1	4	1	1	0	1	0	0	1	0	0	0	0	0	0	0	0	0	0	
M.Ingram	1	3	4	1	8	1	3	0	0	0	0	0	0	0	0	0	0	0	0	0	
A.Highsmith	3	0	3	0	0	1	0	0	0	0	0	0	0	0	0	0	0	0	0	0	
C.Sutton	2	1	3	0	0	0	0	0	0	0	0	0	0	0	0	0	0	0	0	0	
J.Jones	1	0	1	0	0	0	1	0	0	0	0	1	0	0	0	0	0	0	0	0	
C.Wormley	1	0	1	0	0	0	0	0	1	0	0	0	0	0	0	0	0	0	0	0	
J.Layne	1	0	1	0	0	0	0	0	0	0	0	0	1	0	0	0	0	0	0	0	
T.Norwood	1	0	1	0	0	0	0	0	0	0	0	0	0	0	0	0	0	0	0	0	
I.Loudermilk	0	1	1	0	0	0	0	0	0	0	0	0	0	0	0	0	0	0	0	0	
B.Roethlisberger	0	0	0	0	0	0	0	0	0	0	0	0	0	0	0	0	0	0	0	1	
Total	47	17	64	2	9	6	5	0	4	1	0	1	4	0	0	0	0	0	0	1	

Las Vegas Raiders vs Pittsburgh Steelers

9/19/2021 at Heinz Field

First Half Summary

PERIOD SCORES

Raiders	3	6	=	9
Steelers	0	7	=	7

TIME OF POSSESSION

Raiders	16:07
Steelers	13:53

Scoring Plays

Team	Qtr	Time	Play Description (Extra Point) (Drive Info)	Visitor	Home
Raiders	1	3:10	D.Carlson 46 yd. Field Goal (5-12, 2:34)	3	0
Raiders	2	9:34	D.Carlson 33 yd. Field Goal (8-47, 3:58)	6	0
Steelers	2	6:25	J.Smith-Schuster 3 yd. run (C.Boswell kick) (7-75, 3:09)	6	7
Raiders	2	0:02	D.Carlson 41 yd. Field Goal (13-53, 6:23)	9	7

	Las Vegas Raiders	Pittsburgh Steelers
TOTAL FIRST DOWNS	9	8
First Downs Rushing-Passing-by Penalty	2 - 6 - 1	3 - 5 - 0
THIRD DOWN EFFICIENCY	2-6-33.3%	3-6-50.0%
TOTAL NET YARDS	139	153
Total Offensive Plays	29	28
NET YARDS RUSHING	21	31
NET YARDS PASSING	118	122
Gross Yards Passing	119	122
Times thrown-yards lost attempting to pass	1-1	1-0
Pass Attempts-Completions-Had Intercepted	16 - 12 - 0	17 - 12 - 1
Punts-Number and Average	1 - 55.0	1 - 38.0
Penalties-Number and Yards	4 - 25	4 - 38
Fumbles-Number and Lost	2 - 0	0 - 0
Red Zone Efficiency	0-2-0%	1-1-100%
Average Drive Start	LV 35	PIT 22

Las Vegas Raiders

Pittsburgh Steelers

RUSHING										RUSHING									
	ATT	YDS	AVG	LG	TD						ATT	YDS	AVG	LG	TD				
D.Carr	4	9	2.3	5	0	N.Harris	7	30	4.3	14	0								
K.Drake	3	6	2.0	4	0	J.Smith-Schuster	1	3	3.0	3	1								
P.Barber	4	4	1.0	4	0	B.Snell	1	1	1.0	1	0								
H.Ruggs	1	2	2.0	2	0	C.Claypool	1	-3	-3.0	-3	0								
Total	12	21	1.8	5	0	Total	10	31	3.1	14	1								
PASSING										PASSING									
	ATT	CMP	YDS	SK/YD	TD	LG	IN	RT			ATT	CMP	YDS	SK/YD	TD	LG	IN	RT	
D.Carr	16	12	119	1/1	0	25	0	95.6	B.Roethlisberger	17	12	122	1/0	0	41	1	66.3		
Total	16	12	119	1/1	0	25	0	95.6	Total	17	12	122	1/0	0	41	1	66.3		
PASS RECEIVING										PASS RECEIVING									
	TAR	REC	YDS	AVG	LG	TD					TAR	REC	YDS	AVG	LG	TD			
H.Renfrow	4	4	34	8.5	17	0	J.Smith-Schuster	6	6	41	6.8	17	0						
K.Drake	3	3	24	8.0	11	0	D.Johnson	5	4	70	17.5	41	0						
F.Moreau	2	1	25	25.0	25	0	N.Harris	1	1	9	9.0	9	0						
H.Ruggs	1	1	13	13.0	13	0	C.Claypool	4	1	2	2.0	2	0						
D.Carrier	1	1	9	9.0	9	0	E.Ebron	1	0	0	0.0	0	0						
D.Waller	3	1	8	8.0	8	0													
B.Edwards	1	1	6	6.0	6	0													
A.Ingold	1	0	0	0.0	0	0													
Total	16	12	119	9.9	25	0	Total			17	12	122	10.2	41	0				

Las Vegas Raiders

Regular Defensive Plays

Special Teams

Misc

	TKL	AST	COMB	SK	/ YDS	TFL	Q	IN	PD	FF	FR	TKL	AST	FF	FR	BL	TKL	AST	FF	FR
D.Perryman	2	3	5	0	0	0	0	0	0	0	0	0	0	0	0	0	0	0	0	0
T.Mullen	4	0	4	0	0	0	0	1	1	0	0	1	0	0	0	0	0	0	0	0
J.Abram	2	2	4	0	0	1	0	0	0	0	0	1	0	0	0	0	0	0	0	0
C.Littleton	2	2	4	0	0	0	0	0	0	0	0	0	0	0	0	0	0	0	0	0
Total	10	7	17	0	0	1	0	1	1	0	0	2	0	0	0	0	0	0	0	0

9/19/2021 at Heinz Field

[illegible]

Play By Play

First Quarter

9/19/2021

LV wins the coin toss and elects to defer. PIT elects to Receive, and LV elects to defend the south goal.

D.Carlson kicks 61 yards from LV 35 to PIT 4. R.McCloud to PIT 32 for 28 yards (T.Mullen, A.Robertson).

Pittsburgh Steelers at 15:00, (1st play from scrimmage 14:55)

- 1-10-PIT 32 (14:55) (Shotgun) B.Roethlisberger pass short left to J.Smith-Schuster to PIT 38 for 6 yards (T.Mullen).
- 2-4-PIT 38 (14:22) N.Harris left end to PIT 40 for 2 yards (C.Littleton).
- 3-2-PIT 40 (13:39) (Shotgun) B.Roethlisberger pass short right to J.Smith-Schuster to PIT 45 for 5 yards (J.Abram).
- 1-10-PIT 45 (13:03) N.Harris left tackle to PIT 44 for -1 yards (M.Crosby, D.Perryman).
- 2-11-PIT 44 (12:22) B.Roethlisberger pass short right to J.Smith-Schuster to PIT 46 for 2 yards (N.Hobbs).
- 3-9-PIT 46 (11:42) (Shotgun) B.Roethlisberger pass incomplete short left to E.Ebron [M.Crosby].
- 4-9-PIT 46 (11:34) P.Harvin punts 38 yards to LV 16, Center-C.Kuntz, fair catch by H.Renfrow.

P1

Las Vegas Raiders at 11:27

- 1-10-LV 16 (11:27) (Shotgun) D.Carr pass incomplete short middle to F.Moreau (J.Schobert).
- 2-10-LV 16 (11:22) (Shotgun) D.Carr pass short left to D.Carrier to LV 25 for 9 yards (C.Sutton).
- 3-1-LV 25 (10:46) D.Carr up the middle to LV 27 for 2 yards (T.Watt).
- 1-10-LV 27 (10:12) P.Barber right guard to LV 31 for 4 yards (J.Pierre). PIT-T.Alualu was injured during the play.
- 2-6-LV 31 (9:42) (Shotgun) D.Carr pass short right to H.Renfrow to LV 34 for 3 yards (J.Pierre, T.Watt).
- 3-3-LV 34 (9:05) (Shotgun) K.Drake right guard to LV 35 for 1 yard (T.Watt).
- 4-2-LV 35 (8:28) A.Cole punts 55 yards to PIT 10, Center-T.Sieg. R.McCloud to PIT 25 for 15 yards (J.Abram, D.Leavitt).
- PENALTY on PIT-R.McCloud, Unsportsmanlike Conduct, 8 yards, enforced at PIT 16.

R1

Pittsburgh Steelers at 8:15

- 1-10-PIT 8 (8:15) B.Roethlisberger pass incomplete deep right to C.Claypool (C.Hayward).
- 2-10-PIT 8 (8:09) N.Harris right guard to PIT 22 for 14 yards (C.Littleton; J.Abram).
- 1-10-PIT 22 (7:29) (Shotgun) N.Harris right end to PIT 20 for -2 yards (K.Wright, D.Perryman).
- 2-12-PIT 20 (6:45) (Shotgun) B.Roethlisberger pass short left to C.Claypool to PIT 22 for 2 yards (N.Hobbs).
- 3-10-PIT 22 (5:59) (Shotgun) B.Roethlisberger pass deep left intended for D.Johnson INTERCEPTED by T.Mullen [M.Crosby] at LV 46. T.Mullen to PIT 39 for 15 yards.

R2

Las Vegas Raiders at 5:44

- 1-10-PIT 39 (5:44) (Shotgun) D.Carr pass short left to K.Drake pushed ob at PIT 28 for 11 yards (M.Fitzpatrick).
- 1-10-PIT 28 (5:21) (Shotgun) D.Carr sacked at PIT 32 for -4 yards (T.Watt). FUMBLES (T.Watt) [T.Watt], recovered by LV-J.Simpson at PIT 29.
- 2-11-PIT 29 (4:57) D.Carr FUMBLES (Aborted) at PIT 32, and recovers at PIT 32.
- 3-14-PIT 32 (4:19) (Shotgun) PENALTY on LV-A.Leatherwood, False Start, 5 yards, enforced at PIT 32 - No Play.
- 3-19-PIT 37 (4:00) (Shotgun) D.Carr pass short left to K.Drake to PIT 27 for 10 yards (J.Schobert; M.Fitzpatrick).
- 4-9-PIT 27 (3:14) D.Carlson 46 yard field goal is GOOD, Center-T.Sieg, Holder-A.Cole.

P2

LV 3 PIT 0, 5 plays, 12 yards, 2:34 drive, 11:50 elapsed								
----------------------------------------------------------	--	--	--	--	--	--	--	--

D.Carlson kicks 61 yards from LV 35 to PIT 4. R.McCloud to PIT 22 for 18 yards (D.Carrier).

Pittsburgh Steelers at 3:10, (1st play from scrimmage 3:05)

- 1-10-PIT 22 (3:05) (Shotgun) B.Roethlisberger pass short right to N.Harris to PIT 31 for 9 yards (D.Perryman).
- 2-1-PIT 31 (2:26) (Shotgun) B.Roethlisberger pass short left to D.Johnson to PIT 38 for 7 yards (T.Moehrig).
- PENALTY on PIT-J.Smith-Schuster, Offensive Holding, 10 yards, enforced at PIT 38.
- 2-4-PIT 28 (1:58) (Shotgun) B.Roethlisberger pass short left to D.Johnson to PIT 37 for 9 yards (D.Perryman).
- Penalty on LV-J.Hankins, Illegal Use of Hands, declined.
- 1-10-PIT 37 (1:30) (Shotgun) B.Snell left guard to PIT 38 for 1 yard (C.Littleton; D.Perryman).
- 2-9-PIT 38 (:49) N.Harris right guard to PIT 39 for 1 yard (Q.Jefferson).
- 3-8-PIT 39 (:09) (Shotgun) B.Roethlisberger pass short left to J.Smith-Schuster pushed ob at LV 44 for 17 yards (C.Hayward).

P3

P4

END OF QUARTER

	Score	Time Poss	First Downs				Efficiencies	
			R	P	X	T	3 Down	4 Down
Las Vegas Raiders	3	5:46	1	1	0	2	1/3	0/0
Pittsburgh Steelers	0	9:14	1	3	0	4	2/4	0/0

Second Quarter

9/19/2021

Play By Play

Pittsburgh Steelers continued.

<u>1-10-LV 44</u>	(15:00) (Shotgun) B.Roethlisberger sacked at LV 44 for 0 yards (S.Thomas).	
2-10-LV 44	(14:17) (Shotgun) B.Roethlisberger pass short middle to J.Smith-Schuster to LV 38 for 6 yards (C.Littleton).	
	Timeout #1 by PIT at 13:44.	
3-4-LV 38	(13:44) (Shotgun) B.Roethlisberger pass incomplete deep left to C.Claypool (C.Hayward). LV-C.Hayward was injured during the play.	
4-4-LV 38	(13:37) (Shotgun) B.Roethlisberger pass incomplete deep right to C.Claypool [Q.Jefferson].	

Las Vegas Raiders at 13:32

1-10-LV 38	(13:32) P.Barber left tackle to LV 42 for 4 yards (J.Schobert; I.Loudermilk).	
2-6-LV 42	(12:55) (Shotgun) D.Carr scrambles up the middle to LV 47 for 5 yards (A.Highsmith, R.Spillane).	
	<i>PENALTY on PIT-R.Spillane, Unnecessary Roughness, 15 yards, enforced at LV 47.</i>	X3
<u>1-10-PIT 38</u>	(12:30) P.Barber up the middle to PIT 40 for -2 yards (Te.Edmunds).	
2-12-PIT 40	(11:49) (No Huddle, Shotgun) D.Carr pass short right to H.Renfrow to PIT 23 for 17 yards (C.Heyward).	P4
<u>1-10-PIT 23</u>	(11:12) (No Huddle, Shotgun) <i>PENALTY on PIT-A.Highsmith, Neutral Zone Infraction, 5 yards, enforced at PIT 23 - No Play.</i>	
1-5-PIT 18	(10:59) (Shotgun) H.Ruggs right end pushed ob at PIT 16 for 2 yards (J.Schobert).	
2-3-PIT 16	(10:26) K.Drake left tackle to PIT 15 for 1 yard (R.Spillane, M.Ingram).	
3-2-PIT 15	(9:42) D.Carr pass incomplete short right to D.Waller.	
4-2-PIT 15	(9:37) D.Carlson 33 yard field goal is GOOD, Center-T.Sieg, Holder-A.Cole.	

LV 6 PIT 0, 8 plays, 47 yards, 2 penalties, 3:58 drive, 5:26 elapsed

D.Carlson kicks 65 yards from LV 35 to end zone, Touchback.

Pittsburgh Steelers at 9:34

1-10-PIT 25	(9:34) B.Roethlisberger pass short right to D.Johnson to PIT 38 for 13 yards (T.Mullen).	P5
<u>1-10-PIT 38</u>	(9:06) (No Huddle) N.Harris right end pushed ob at LV 48 for 14 yards (T.Moehrig).	R6
<u>1-10-LV 48</u>	(8:54) (No Huddle) C.Claypool left end to PIT 49 for -3 yards (J.Abram).	
2-13-PIT 49	(8:13) (Shotgun) B.Roethlisberger pass short middle to J.Smith-Schuster to LV 46 for 5 yards (T.Mullen).	
3-8-LV 46	(7:33) (Shotgun) B.Roethlisberger pass deep left to D.Johnson pushed ob at LV 5 for 41 yards (T.Mullen).	P7
	<i>Penalty on LV-T.Mullen, Illegal Contact, declined.</i>	
<u>1-5-LV 5</u>	(7:11) (Shotgun) N.Harris up the middle to LV 3 for 2 yards (K.Wright; J.Abram).	
2-3-LV 3	(6:29) (Shotgun) J.Smith-Schuster right tackle for 3 yards, TOUCHDOWN.	R8
	C.Boswell extra point is GOOD, Center-C.Kuntz, Holder-P.Harvin.	

LV 6 PIT 7, 7 plays, 75 yards, 3:09 drive, 8:35 elapsed

C.Boswell kicks 65 yards from PIT 35 to end zone, Touchback.

Las Vegas Raiders at 6:25

1-10-LV 25	(6:25) (Shotgun) D.Carr pass short right to H.Ruggs pushed ob at LV 38 for 13 yards (M.Fitzpatrick).	P5
<u>1-10-LV 38</u>	(5:46) (Shotgun) D.Carr pass short middle to H.Renfrow to LV 48 for 10 yards (R.Spillane).	P6
<u>1-10-LV 48</u>	(5:03) D.Carr pass deep left to F.Moreau to PIT 27 for 25 yards (J.Schobert).	P7
<u>1-10-PIT 27</u>	(4:26) D.Carr pass incomplete deep right to A.Ingold (J.Schobert).	
2-10-PIT 27	(4:20) (Shotgun) D.Carr pass short left to B.Edwards to PIT 21 for 6 yards (A.Highsmith).	
3-4-PIT 21	(3:36) (Shotgun) D.Carr pass short left to H.Renfrow to PIT 17 for 4 yards (J.Layne).	P8
<u>1-10-PIT 17</u>	(2:56) P.Barber left tackle to PIT 19 for -2 yards (C.Heyward, Te.Edmunds).	
	Timeout #1 by LV at 02:10.	
2-12-PIT 19	(2:10) (Shotgun) D.Carr pass short left to K.Drake ran ob at PIT 16 for 3 yards (J.Schobert).	

Two-Minute Warning

3-9-PIT 16	(2:00) (Shotgun) D.Carr pass short left to D.Waller to PIT 8 for 8 yards (J.Schobert). Official measurement.	
4-1-PIT 8	(1:34) D.Carr up the middle to PIT 6 for 2 yards (C.Wormley).	R9
<u>1-6-PIT 6</u>	(:59) K.Drake left guard to PIT 2 for 4 yards (R.Spillane, C.Heyward).	
2-2-PIT 2	(:22) (Shotgun) <i>PENALTY on LV-K.Miller, False Start, 5 yards, enforced at PIT 2 - No Play.</i>	
	Timeout #2 by LV at 00:22.	
2-7-PIT 7	(:22) (Shotgun) D.Carr pass short middle to B.Edwards for 7 yards, TOUCHDOWN NULLIFIED by Penalty.	
	<i>PENALTY on LV-A.Leatherwood, Offensive Holding, 10 yards, enforced at PIT 7 - No Play.</i>	
2-17-PIT 17	(:18) (Shotgun) D.Carr pass incomplete deep right to D.Waller. Pressure by 8-Ingram.	

Las Vegas Raiders vs Pittsburgh Steelers at Heinz Field

3-17-PIT 17 (:12) D.Carr pass short left to B.Edwards to PIT 8 for 9 yards (J.Layne).
PENALTY on LV-K.Miller, Ineligible Downfield Pass, 5 yards, enforced at PIT 17 - No Play.
Timeout #3 by LV at 00:06.

3-22-PIT 22 (:06) D.Carlson 41 yard field goal is GOOD, Center-T.Sieg, Holder-A.Cole.

LV 9 PIT 7, 13 plays, 53 yards, 6:23 drive, 14:58 elapsed

D.Carlson kicks 69 yards from LV 35 to PIT -4. R.McCloud to PIT 24 for 28 yards (D.Leavitt; M.Lee).

END OF QUARTER

	Score	Time Poss	First Downs				Efficiencies	
			R	P	X	T	3 Down	4 Down
Las Vegas Raiders	9	10:21	1	5	1	7	1/3	1/1
Pittsburgh Steelers	7	4:39	2	2	0	4	1/2	0/1

Third Quarter

9/19/2021

Play By Play

LV elects to Receive, and PIT elects to defend the North goal.

C.Boswell kicks 65 yards from PIT 35 to end zone, Touchback.

Las Vegas Raiders at 15:00

1-10-LV 25	(15:00) (Shotgun) D.Carr pass short middle to D.Waller to LV 34 for 9 yards (R.Spillane) [M.Ingram].	
2-1-LV 34	(14:25) P.Barber up the middle to LV 32 for -2 yards (R.Spillane).	
3-3-LV 32	(13:45) (Shotgun) D.Carr pass short right to W.Snead to LV 46 for 14 yards (M.Fitzpatrick).	P10
<u>1-10-LV 46</u>	(13:12) (Shotgun) D.Carr pass incomplete short middle to H.Ruggs (C.Wormley) [M.Ingram].	
2-10-LV 46	(13:08) (Shotgun) K.Drake left guard to LV 47 for 1 yard (R.Spillane).	
3-9-LV 47	(12:30) (Shotgun) D.Carr pass incomplete short left to K.Drake.	
4-9-LV 47	(12:22) A.Cole punts 40 yards to PIT 13, Center-T.Sieg, fair catch by R.McCloud.	

Pittsburgh Steelers at 12:15

1-10-PIT 13	(12:15) B.Roethlisberger pass incomplete deep right to C.Claypool (T.Mullen).	
2-10-PIT 13	(12:09) (Shotgun) B.Roethlisberger pass short left to D.Johnson pushed ob at PIT 18 for 5 yards (T.Moehrig).	
3-5-PIT 18	(11:30) (Shotgun) B.Roethlisberger pass short right to P.Freiermuth to PIT 32 for 14 yards (D.Perryman).	P9
<u>1-10-PIT 32</u>	(11:06) (No Huddle) N.Harris left guard to PIT 33 for 1 yard (M.Crosby).	
2-9-PIT 33	(10:42) (No Huddle, Shotgun) B.Roethlisberger sacked at PIT 30 for -3 yards (S.Thomas).	
3-12-PIT 30	(9:56) (Shotgun) B.Roethlisberger pass short middle to D.Johnson to PIT 33 for 3 yards (N.Hobbs).	
4-9-PIT 33	(9:22) P.Harvin punts 59 yards to LV 8, Center-C.Kuntz. H.Renfrow to LV 18 for 10 yards (R.Spillane; J.Layne).	

Las Vegas Raiders at 9:11

1-10-LV 18	(9:11) D.Carr pass short middle to B.Edwards to LV 36 for 18 yards (C.Sutton; M.Fitzpatrick).	P11
<u>1-10-LV 36</u>	(8:31) (No Huddle, Shotgun) D.Carr pass short middle to K.Drake to LV 45 for 9 yards (R.Spillane).	
2-1-LV 45	(7:52) D.Carr sacked at LV 37 for -8 yards (M.Ingram).	
3-9-LV 37	(7:08) (Shotgun) D.Carr pass deep right to H.Renfrow to PIT 40 for 23 yards (T.Norwood).	P12
<u>1-10-PIT 40</u>	(6:32) (Shotgun) K.Drake up the middle to PIT 39 for 1 yard (J.Jones).	
2-9-PIT 39	(5:55) (Shotgun) D.Carr pass deep middle to H.Ruggs to PIT 9 for 30 yards (Te.Edmunds).	P13
<u>1-9-PIT 9</u>	(5:07) (Shotgun) D.Carr pass short left to F.Moreau for 9 yards, TOUCHDOWN [J.Jones]. LV-D.Carr was injured during the play.	P14
D.Carlson extra point is GOOD, Center-T.Sieg, Holder-A.Cole.		

LV 16 PIT 7, 7 plays, 82 yards, 4:09 drive, 9:58 elapsed

D.Carlson kicks 66 yards from LV 35 to PIT -1. R.McCloud to PIT 17 for 18 yards (M.Lee, T.Gillespie).

Pittsburgh Steelers at 5:02, (1st play from scrimmage 4:55)

1-10-PIT 17	(4:55) (Shotgun) N.Harris right guard to PIT 21 for 4 yards (D.Perryman, C.Hayward).	
2-6-PIT 21	(4:15) (Shotgun) B.Roethlisberger pass short left to P.Freiermuth to PIT 29 for 8 yards (D.Perryman; N.Hobbs) [S.Thomas]. LV-D.Perryman was injured during the play. <i>PENALTY on LV-S.Thomas, Roughing the Passer, 15 yards, enforced at PIT 29.</i>	P10 X11
<u>1-10-PIT 44</u>	<i>(3:50) (Shotgun) PENALTY on PIT-D.Johnson, False Start, 5 yards, enforced at PIT 44 - No Play.</i>	
1-15-PIT 39	(3:31) (Shotgun) B.Roethlisberger pass short left to C.Claypool ran ob at LV 45 for 16 yards.	P12
<u>1-10-LV 45</u>	(2:55) B.Snell right tackle to LV 45 for no gain (C.Nassib).	
2-10-LV 45	(2:04) (Shotgun) B.Roethlisberger pass incomplete short right to C.Claypool (D.Arnette).	
3-10-LV 45	(2:00) (Shotgun) B.Roethlisberger pass incomplete deep right to D.Johnson [M.Crosby].	
4-10-LV 45	(1:55) P.Harvin punts 42 yards to LV 3, Center-C.Kuntz, downed by PIT-A.Maulet.	

Las Vegas Raiders at 1:43

1-10-LV 3	(1:43) D.Carr pass short right to K.Drake pushed ob at LV 16 for 13 yards (J.Pierre).	P15
<u>1-10-LV 16</u>	(1:15) (No Huddle, Shotgun) D.Carr pass short left to H.Ruggs to LV 18 for 2 yards (R.Spillane).	
2-8-LV 18	(:32) (No Huddle, Shotgun) D.Carr pass short middle to D.Waller to LV 31 for 13 yards (R.Spillane; M.Ingram).	P16

END OF QUARTER

	Score	Time Poss	First Downs				Efficiencies	
			R	P	X	T	3 Down	4 Down
Las Vegas Raiders	16	8:37	0	7	0	7	2/3	0/0
Pittsburgh Steelers	7	6:23	0	3	1	4	1/3	0/0

Play By Play

Fourth Quarter

9/19/2021

Las Vegas Raiders continued.

<u>1-10-LV 31</u>	(15:00) D.Carr pass short left to B.Edwards to LV 47 for 16 yards (M.Fitzpatrick).	P17
<u>1-10-LV 47</u>	(14:30) (Shotgun) D.Carr pass short right to H.Ruggs to PIT 46 for 7 yards (J.Pierre).	
2-3-PIT 46	(13:51) (No Huddle, Shotgun) K.Drake left end to 50 for -4 yards (A.Highsmith).	
3-7-50	(13:06) (No Huddle, Shotgun) D.Carr pass incomplete short middle to H.Renfrow (C.Heyward).	
4-7-50	(13:03) A.Cole punts 50 yards to end zone, Center-T.Sieg, Touchback.	

Pittsburgh Steelers at 12:56

1-10-PIT 20	(12:56) (Shotgun) N.Harris left guard to PIT 23 for 3 yards (J.Abram).	
2-7-PIT 23	(12:14) (Shotgun) B.Roethlisberger pass deep left to C.Claypool to LV 25 for 52 yards (J.Abram).	P13
<u>1-10-LV 25</u>	(11:30) (No Huddle, Shotgun) B.Roethlisberger to LV 25 for no gain. FUMBLES, and recovers at LV 30. B.Roethlisberger pass incomplete short middle to E.Ebron [M.Crosby]. Timeout #1 by PIT at 11:29.	
2-10-LV 25	(11:29) (Shotgun) B.Roethlisberger pass incomplete deep left to D.Johnson. Coverage by 25-Moehrig, 27-Mullen.	
3-10-LV 25	(11:23) (Shotgun) B.Roethlisberger pass short left to N.Harris for 25 yards, TOUCHDOWN. <i>Penalty on LV-S.Thomas, Unsportsmanlike Conduct, offsetting.</i> <i>Penalty on PIT-T.Turner, Disqualification, offsetting.</i> C.Boswell extra point is GOOD, Center-C.Kuntz, Holder-P.Harvin.	P14

LV 16 PIT 14, 5 plays, 80 yards, 1:41 drive, 3:45 elapsed

C.Boswell kicks 65 yards from PIT 35 to end zone, Touchback.

Las Vegas Raiders at 11:15

1-10-LV 25	(11:15) (Shotgun) D.Carr pass short left to D.Carrier to LV 29 for 4 yards (C.Sutton).	
2-6-LV 29	(10:32) (Shotgun) D.Carr pass short left to D.Waller pushed ob at LV 39 for 10 yards (Te.Edmunds).	P18
<u>1-10-LV 39</u>	(9:54) (Shotgun) D.Carr pass incomplete deep right to H.Renfrow. Timeout #1 by LV at 09:48.	
2-10-LV 39	(9:48) (Shotgun) D.Carr pass incomplete short right to H.Ruggs. Coverage by 21-Norwood, 42-Pierre.	
3-10-LV 39	(9:44) (Shotgun) D.Carr pass deep middle to H.Ruggs for 61 yards, TOUCHDOWN. D.Carlson extra point is GOOD, Center-T.Sieg, Holder-A.Cole.	P19

LV 23 PIT 14, 5 plays, 75 yards, 1:40 drive, 5:25 elapsed

D.Carlson kicks 65 yards from LV 35 to end zone, Touchback.

Pittsburgh Steelers at 9:35

1-10-PIT 25	(9:35) (Shotgun) B.Roethlisberger pass short left to D.Johnson ran ob at PIT 29 for 4 yards (C.Littleton).	
2-6-PIT 29	(9:17) (No Huddle, Shotgun) B.Roethlisberger pass incomplete short right to J.Washington.	
3-6-PIT 29	(9:14) (Shotgun) B.Roethlisberger pass short left to P.Freiermuth to PIT 34 for 5 yards (T.Mullen; D.Leavitt).	
4-1-PIT 34	(8:36) P.Harvin punts 58 yards to LV 8, Center-C.Kuntz. H.Renfrow to LV 24 for 16 yards (J.Jones).	

Las Vegas Raiders at 8:23

1-10-LV 24	(8:23) P.Barber right guard to LV 35 for 11 yards (J.Pierre, C.Heyward).	R20
<u>1-10-LV 35</u>	(7:41) K.Drake left guard to LV 40 for 5 yards (Te.Edmunds).	
2-5-LV 40	(6:54) P.Barber left guard to LV 42 for 2 yards (J.Schobert).	
3-3-LV 42	(6:12) P.Barber left end to LV 38 for -4 yards (Te.Edmunds, C.Heyward). Timeout #2 by PIT at 06:05.	
4-7-LV 38	(6:05) A.Cole punts 45 yards to PIT 17, Center-T.Sieg. R.McCloud to PIT 32 for 15 yards (D.Carrier, M.Lee).	

Pittsburgh Steelers at 5:51

1-10-PIT 32	(5:51) (Shotgun) B.Roethlisberger pass short middle to P.Freiermuth to PIT 41 for 9 yards (D.Perryman, N.Hobbs) [Q.Jefferson].	
2-1-PIT 41	(5:26) (No Huddle, Shotgun) B.Roethlisberger pass short right to N.Harris to PIT 46 for 5 yards (N.Hobbs, D.Perryman).	P15
<u>1-10-PIT 46</u>	(4:59) (No Huddle, Shotgun) B.Roethlisberger pass short middle to N.Harris to 50 for 4 yards (D.Leavitt, D.Perryman).	
2-6-50	(4:34) (No Huddle, Shotgun) B.Roethlisberger pass short left to D.Johnson pushed ob at LV 38 for 12 yards (T.Mullen).	P16
<u>1-10-LV 38</u>	(4:28) (No Huddle, Shotgun) B.Roethlisberger pass short left to N.Harris to LV 38 for no gain (D.Perryman) [M.Crosby].	
2-10-LV 38	(3:55) (Shotgun) B.Roethlisberger pass incomplete short left to J.Smith-Schuster (S.Thomas). LV-C.Hayward was injured during the play.	
3-10-LV 38	(3:52) (Shotgun) B.Roethlisberger pass incomplete short middle to C.Claypool (D.Leavitt). LV-D.Leavitt was injured during the play.	
4-10-LV 38	(3:47) C.Boswell 56 yard field goal is GOOD, Center-C.Kuntz, Holder-P.Harvin.	

LV 23 PIT 17, 8 plays, 30 yards, 2:09 drive, 11:18 elapsed

C.Boswell kicks 60 yards from PIT 35 to LV 5. H.Ruggs to LV 27 for 22 yards (R.Spillane; J.Pierre).

Las Vegas Raiders vs Pittsburgh Steelers at Heinz Field

Las Vegas Raiders at 3:42, (1st play from scrimmage 3:37)

1-10-LV 27	(3:37) P.Barber left tackle to LV 30 for 3 yards (C.Heyward).	
2-7-LV 30	(2:55) D.Carr pass deep right to D.Waller to PIT 45 for 25 yards (J.Schobert).	P21
<u>1-10-PIT 45</u>	(2:10) P.Barber right guard to PIT 32 for 13 yards (J.Pierre).	R22

Two-Minute Warning

<u>1-10-PIT 32</u>	(2:00) P.Barber left guard to PIT 31 for 1 yard (C.Heyward).
	Timeout #3 by PIT at 01:56.
2-9-PIT 31	(1:56) P.Barber right guard to PIT 28 for 3 yards (J.Schobert).
3-6-PIT 28	(1:11) P.Barber right tackle to PIT 27 for 1 yard (M.Ingram; J.Schobert).
	Timeout #2 by LV at 00:24.
4-5-PIT 27	(:24) D.Carlson 45 yard field goal is GOOD, Center-T.Sieg, Holder-A.Cole.

LV 26 PIT 17, 7 plays, 46 yards, 3:22 drive, 14:40 elapsed

D.Carlson kicks 65 yards from LV 35 to end zone, Touchback.

Pittsburgh Steelers at 0:20

1-10-PIT 25	(:20) (Shotgun) B.Roethlisberger pass short middle to D.Johnson to PIT 36 for 11 yards (J.Abram). PIT-D.Johnson was injured during the play.	P17
-------------	----------------------------------------------------------------------------------------------------------------------------------------------	-----

END OF QUARTER

	Score	Time Poss	First Downs				Efficiencies	
			R	P	X	T	3 Down	4 Down
Las Vegas Raiders	26	9:38	2	4	0	6	1/4	0/0
Pittsburgh Steelers	17	5:22	0	5	0	5	1/3	0/0

Miscellaneous Statistics Report

Las Vegas Raiders vs Pittsburgh Steelers

9/19/2021 at Heinz Field

Ten Longest Plays for Las Vegas Raiders

Yards	Qtr	Play Start	Play Description
61	4	3-10-LV 39	(9:44) (Shotgun) D.Carr pass deep middle to H.Ruggs for 61 yards, TOUCHDOWN.
30	3	2-9-PIT 39	(5:55) (Shotgun) D.Carr pass deep middle to H.Ruggs to PIT 9 for 30 yards (Te.Edmunds).
25	2	1-10-LV 48	(5:03) D.Carr pass deep left to F.Moreau to PIT 27 for 25 yards (J.Schobert).
25	4	2-7-LV 30	(2:55) D.Carr pass deep right to D.Waller to PIT 45 for 25 yards (J.Schobert).
23	3	3-9-LV 37	(7:08) (Shotgun) D.Carr pass deep right to H.Renfrow to PIT 40 for 23 yards (T.Norwood).
20	2	2-6-LV 42	(12:55) (Shotgun) D.Carr scrambles up the middle to LV 47 for 5 yards (A.Highsmith, R.Spillane). PENALTY on PIT-R.Spillane, Unnecessary Roughness, 15 yards, enforced at LV 47.
18	3	1-10-LV 18	(9:11) D.Carr pass short middle to B.Edwards to LV 36 for 18 yards (C.Sutton; M.Fitzpatrick).
17	2	2-12-PIT 40	(11:49) (No Huddle, Shotgun) D.Carr pass short right to H.Renfrow to PIT 23 for 17 yards (C.Heyward).
16	4	1-10-LV 31	(15:00) D.Carr pass short left to B.Edwards to LV 47 for 16 yards (M.Fitzpatrick).
14	3	3-3-LV 32	(13:45) (Shotgun) D.Carr pass short right to W.Snead to LV 46 for 14 yards (M.Fitzpatrick).

Ten Longest Plays for Pittsburgh Steelers

Yards	Qtr	Play Start	Play Description
52	4	2-7-PIT 23	(12:14) (Shotgun) B.Roethlisberger pass deep left to C.Claypool to LV 25 for 52 yards (J.Abram).
41	2	3-8-LV 46	(7:33) (Shotgun) B.Roethlisberger pass deep left to D.Johnson pushed ob at LV 5 for 41 yards (T.Mullen).
25	4	3-10-LV 25	(11:23) (Shotgun) B.Roethlisberger pass short left to N.Harris for 25 yards, TOUCHDOWN.
23	3	2-6-PIT 21	(4:15) (Shotgun) B.Roethlisberger pass short left to P.Freiermuth to PIT 29 for 8 yards (D.Perryman; N.Hobbs) [S.Thomas].
17	1	3-8-PIT 39	(:09) (Shotgun) B.Roethlisberger pass short left to J.Smith-Schuster pushed ob at LV 44 for 17 yards (C.Hayward).
16	3	1-15-PIT 39	(3:31) (Shotgun) B.Roethlisberger pass short left to C.Claypool ran ob at LV 45 for 16 yards.
14	1	2-10-PIT 8	(8:09) N.Harris right guard to PIT 22 for 14 yards (C.Littleton; J.Abram).
14	2	1-10-PIT 38	(9:06) (No Huddle) N.Harris right end pushed ob at LV 48 for 14 yards (T.Moehrig).
14	3	3-5-PIT 18	(11:30) (Shotgun) B.Roethlisberger pass short right to P.Freiermuth to PIT 32 for 14 yards (D.Perryman).
13	2	1-10-PIT 25	(9:34) B.Roethlisberger pass short right to D.Johnson to PIT 38 for 13 yards (T.Mullen).

Touchdown Scoring Information

		Offense	Defense	Special Teams
VISITOR	Las Vegas Raiders	2	0	0
HOME	Pittsburgh Steelers	2	0	0

Player Scoring Information

Club	Player	TD	Rush TD	Rec TD	KO TD	Punt TD	Int TD	Fum TD	Misc TD	FG	XP	2Pt Rush	2Pt Rec	Sfty	Points
LV	D.Carlson	0	0	0	0	0	0	0	0	4	2	0	0	0	14
LV	H.Ruggs	0	0	1	0	0	0	0	0	0	0	0	0	0	6
LV	F.Moreau	0	0	1	0	0	0	0	0	0	0	0	0	0	6
PIT	J.Smith-Schuster	0	1	0	0	0	0	0	0	0	0	0	0	0	6
PIT	N.Harris	0	0	1	0	0	0	0	0	0	0	0	0	0	6
PIT	C.Boswell	0	0	0	0	0	0	0	0	1	2	0	0	0	5

Possession Detail

	First Half		Second Half		Game	
	Visitor	Home	Visitor	Home	Visitor	Home
Largest Lead	6	1	9	0	9	1
Drives Leading	1	0	6	0	7	0
Time of Possession Leading	3:58	0:00	18:15	0:00	22:13	0:00
Largest Deficit	-1	-6	0	-9	-1	-9
Drives Trailing	1	3	0	6	1	9
Time of Possession Trailing	6:23	7:49	0:00	11:45	6:23	19:34
Times Score Tied Up		0		0		0
Lead Changes		3		0		3

Playtime Percentage

Percent of playtime per player on offense, defense and special teams (Unofficial)

Las Vegas Raiders

Pittsburgh Steelers

		Las Vegas Raiders			Pittsburgh Steelers		
		Offense	Defense	Special Teams	Offense	Defense	Special Teams
J Eluemunor	G	66 100%		6 21%	C Okorafor	T 56 100%	3 11%
J Simpson	G	66 100%		6 21%	D Moore	T 56 100%	3 11%
K Miller	T	66 100%		6 21%	K Dotson	G 56 100%	3 11%
D Carr	QB	66 100%			K Green	C 56 100%	
A James	C	66 100%			B Roethlisberger	QB 56 100%	
D Waller	TE	61 92%		1 4%	J Smith-Schuster	WR 54 96%	
B Edwards	WR	49 74%		1 4%	N Harris	RB 53 95%	
K Drake	RB	47 71%		1 4%	D Johnson	WR 49 88%	
H Ruggs	WR	44 67%		4 14%	T Turner	G 45 80%	
F Moreau	TE	38 58%		18 64%	C Claypool	WR 43 77%	
B Parker	T	35 53%		6 21%	P Freiermuth	TE 33 59%	
A Leatherwood	T	31 47%		3 11%	E Ebron	TE 24 43%	
H Renfrow	WR	29 44%		5 18%	J Washington	WR 12 21%	
P Barber	RB	19 29%			B Finney	C 11 20%	
A Ingold	FB	17 26%		15 54%	Z Gentry	TE 8 14%	10 36%
D Carrier	TE	11 17%		25 89%	B Snell	RB 3 5%	18 64%
Z Jones	WR	11 17%		6 21%	R McCloud	WR 1 2%	11 39%
W Snead	WR	4 6%		4 14%	J Pierre	CB 66 100%	15 54%
J Abram	SS		56 100%	17 61%	C Sutton	CB 66 100%	10 36%
T Moehrig	FS		56 100%	8 29%	J Schobert	LB 66 100%	6 21%
M Crosby	DE		52 93%	3 11%	M Fitzpatrick	SS 66 100%	6 21%
C Hayward	CB		52 93%	2 7%	T Edmunds	SS 66 100%	6 21%
N Hobbs	CB		46 82%	13 46%	M Ingram	LB 57 86%	5 18%
T Mullen	CB		43 77%	2 7%	C Heyward	DT 56 85%	4 14%
D Perryman	LB		42 75%		R Spillane	LB 53 80%	20 71%
C Littleton	LB		39 70%	13 46%	T Norwood	FS 50 76%	11 39%
J Hankins	NT		38 68%	3 11%	C Wormley	DE 48 73%	9 32%
Q Jefferson	DT		35 62%	3 11%	A Highsmith	LB 44 67%	5 18%
Y Ngakoue	DE		27 48%	3 11%	I Buggs	DE 22 33%	7 25%
S Thomas	DT		25 45%	3 11%	I Loudermilk	DE 18 27%	4 14%
K Wright	LB		22 39%		T Watt	LB 16 24%	1 4%
C Nassib	DE		21 38%	3 11%	J Jones	LB 15 23%	9 32%
D Arnette	CB		17 30%	5 18%	J Layne	CB 9 14%	11 39%
D Leavitt	FS		14 25%	17 61%	A Witherspoon	CB 4 6%	1 4%
D Philon	DT		14 25%		T Alualu	DE 4 6%	
C Ferrell	DE		12 21%		U Gilbert	LB 19 68%	
A Robertson	CB		4 7%	11 39%	M Killebrew	FS 19 68%	
T Gillespie	SS		1 2%	14 50%	D Watt	FB 18 64%	
M Lee	LB			21 75%	A Maulet	CB 18 64%	
D Deablo	LB			18 64%	M Allen	LB 17 61%	
D Carlson	K			13 46%	P Harvin	P 7 25%	
A Cole	P			10 36%	K Ballage	RB 7 25%	
T Sieg	LS			10 36%	C Kuntz	LS 7 25%	
N Martin	C			6 21%	C Boswell	K 7 25%	
L Cotton	G			3 11%			

B Johnson	LB	5	18%
J Hassenauer	C	3	11%
J Haeg	T	3	11%

LAS VEGAS REVIEW-JOURNAL

Raiders defense stands tall again in 2nd straight win

By Ed Graney

September 19, 2021

PITTSBURGH — Jon Gruden hearkened back to some serious Raiders history Sunday afternoon: “George and Jack would be proud of some of those hits — the legal hits,” he said.

George Atkinson. The late Jack Tatum. Some pretty intimidating company.

Gruden was answering a question regarding his team’s defense, which again played a major role in an early-season victory.

The Raiders beat Pittsburgh 26-17 before 63,707 at Heinz Field to begin the season with consecutive victories.

“I thought we flew around and made some tremendous plays,” Gruden said. “The rush was pretty good. For the most part, we got them off the field in key moments.”

This is what the Raiders envisioned when hiring Gus Bradley as their defensive coordinator — a side that attacked from the front and tackled with abandon and covered up on the back end.

This is what they deemed possible when signing several players coached by Bradley at previous stops. New faces. New scheme. New attitude.

“It feels good, but we know we have to keep going and finish and just keep getting better,” said cornerback Trayvon Mullen, who had six tackles and an interception Sunday. “We have guys who love the game and have a sense of urgency.

“Guys who show up at 5 a.m. every day when practice begins at 7:30.”

Guys like defensive tackle Solomon Thomas.

He was a first-round pick by the 49ers in 2017 who tore his ACL in Week 2 of last season. San Francisco declined to pick up his fifth-year option, so Thomas signed with the Raiders in March.

He also had the first two-sack game of his career Sunday, a needed effort with end Yannick Ngakoue (hamstring) hobbling.

“It felt amazing and good to be back coming off the ACL,” Thomas said. “I think we have been moving toward this since OTAs — grinding away, getting close to each other, building things up. Starting a season 2-0 is huge. Just want to keep stacking those wins.”

Pittsburgh totaled 331 yards on 56 plays. It rushed for only 39.

The Steelers became so frustrated with not moving the ball consistently, guard Trai Turner was ejected for spitting at a Raiders player. In response, Thomas stepped in and was flagged for unsportsmanlike conduct.

“I’m going to protect my guys,” he said.

The Steelers were 5-for-12 on third down and gained more than 5 yards per snap, but the lack of any running game made it easy for the Raiders to pressure Pittsburgh quarterback Ben Roethlisberger (27-for-40, 295 yards, touchdown, interception) from the outset.

"I love when our defense is on the field," said Raiders tight end Foster Moreau. "Rally tackling, and a trust and belief in each other. I've played with some good defenses in college (at Louisiana State) and we've had some good spots here. But it's awesome to see these guys right now. They come out and shine."

Just like Atkinson — who was at the game — and Tatum once did.

Not near that level, of course. But one not seen from the Raiders in some time.

Graney: Who would have believed Raiders are 2-0? Not many

By Ed Graney

September 19, 2021

PITTSBURGH — Can you sense it?

Foster Moreau can. It's not something you see on a stat sheet or from a certain play. Nothing really tangible. Just a feeling.

"It's in the air," said the Raiders' tight end. "An air of confidence. Of camaraderie. A lot of teams work hard and a lot of teams have good players. I just feel like we're coming into our own. We've had flashes of it in the past."

That was then.

This is now: The Raiders have begun the season with consecutive victories after beating the Steelers 26-17 before 63,707 at Heinz Field on Sunday.

This is now (again): Raise your hand if you believed the Raiders would defeat both Baltimore and Pittsburgh.

If you thought they would outwork and in many ways out-physical such bruising AFC North teams. If you predicted they would travel east on a short week and take out Pittsburgh in a game which saw the Steelers welcome their wild and crazy and towel-waving devoted fans for the first time since the pandemic struck.

Yeah. Me too.

My hand remains down.

Never in ... 10 years? ... more? ... would I have believed it.

The tougher team

But the Raiders did. They have overcome an already long and detailed injury list to grab that 2-0 start. They have played better defense than any of their recent sides and have a quarterback in Derek Carr who has strung together six straight terrific quarters after a shaky beginning against the Ravens.

They have been tougher against some really tough opponents. It's in the air — and apparently on the field. Look. The Raiders have earned a playoff berth once in 17 years. So that most might have hesitated to anoint them anything beyond another record near .500 to begin the season was more than a fair judgment.

It's just two games with 15 more to go. It's not just early. In many ways, the alarm clock hasn't yet sounded. But it sure is better to awake in the NFL having posted back-to-back wins than losses. Postseason life isn't secured in September — but it sure can be lost.

"The absolute worst thing in the world are preseason rankings and talk shows and all that stuff," Carr said. "None of it matters. You still have to put the ball down and play and whatever team put in the work and is on their stuff hopefully wins. Just put the ball down and let's see."

He doesn't blame others for doubting the Raiders. Not before the season. Not now. They haven't earned much belief and trust in recent times. They have started 2-0 before and done nothing with it.

Carr's stated mantra late Sunday afternoon: Don't let things do downhill now. Keep the mindset strong, stay within the process and keep doing things the right way.

He said they would laugh and celebrate on the plane ride home, land, get some sleep, awake and wipe the black and yellow slate from here clean.

The Raiders next host Miami on Sunday. I'm guessing there could be as many players entering the training room this week as the practice field.

Not near perfect

"I'm not going to get all philosophical about things and be Socrates up here," said coach Jon Gruden, who looks nothing like the Greek founder of Western philosophy. "We have a confident group. We were confident last year and lost some heartbreaking wins — gut-wrenching, disgusting losses at the end of football games.

"We have a long ways to go. We are nowhere near perfect."

Not close. They're beat up with lots of things to clean up.

But do you know what is perfect after this Baltimore-Pittsburgh swing?

Their record.

Raise your ... stop.

Put it down — like most everyone should.

"If I'm a Raiders fan," Gruden said, "I would love this team."

Can you sense it?

Raiders report: There's a positive vibe about this team

By Vincent Bonsignore

September 19, 2021

Quote of the day

With their schedule featuring two historically tough AFC North teams to start the season, few predicted the Raiders would be 2-0. And that's not even factoring in the short week between the season opener against the Baltimore Ravens Monday night and the Pittsburgh Steelers on Sunday and the injuries to several key players.

None of which dismayed the Raiders, who have conducted themselves in a far different manner this season going all the way back to OTAs. There is a level of confidence and conviction that hasn't been seen around this team in years.

"It's kind of something you feel in the air" is how tight end Foster Moreau described it after the Raiders' 26-17 win over the Steelers on Sunday. And it's enabled them to easily dismiss those who thought the Raiders would start the season 0-2.

"None of it matters," said Raiders quarterback Derek Carr. "That's the beautiful thing about football. You still gotta put the ball down. You still gotta play. And whatever team put the work in and is on their stuff and on the details, that's the team that ultimately and hopefully is gonna win."

As Carr also pointed out, it's on the Raiders to change the perception of the team.

"We haven't done what we've wanted to do for the last couple of years," Carr said. "We haven't been to the playoffs since 2016. I don't blame that thought process. But at the same time, just as a competitor, you're just like, I don't care about any of that. Let's just put the ball down and see if we can turn these into wins."

Play of the day

Facing a second-and-seven from their 30-yard line and leading 23-17 with 2:55 remaining, everyone in Heinz Field thought the Raiders would run for a second straight time to shave as much time as possible from the clock.

But the Raiders' run game had been suspect all afternoon, and not wanting to give the ball back to the Steelers leading by only six points, the Raiders dialed up a pass from Derek Carr to tight end Darren Waller that covered 25 yards to the Steelers 45-yard line.

On the next play, Peyton Barber rumbled 13 yards to the Steelers' 32 for another new set of downs while taking the clock to the two-minute warning. The Raiders essentially bled the clock from that point — forcing the Steelers to call their last timeout — before handing it over to Daniel Carlson to kick a 45-yard field goal — his fourth of the day — to put the Raiders up 26-17 with 20 seconds left.

Much like the 61-yard touchdown connection between Carr and Henry Ruggs earlier in the fourth quarter, it not only put on display all their various tools but also the ability to execute when they absolutely had to have it.

"It feels so nice to have guys to do all that," Carr said.

Injury update

The Raiders' offensive line situation went from bad to worse on Sunday when rookie right tackle Alex Leatherwood went down with an oblique injury. It meant the Raiders would finish the game with three backup offensive linemen. Brandon Parker replaced Leatherwood, with left guard John Simpson (backing up regular starter Denzelle Good) and right guard Jermaine Eluemunor (backing up regular starter Richie Incognito) filling out the line.

The extent of Leatherwood's injury is not known.

Grading the Raiders' 26-17 win over the Steelers

By Ed Graney

September 19, 2021

Grading the Raiders' 26-17 victory against the Steelers.

OFFENSE: A

The Raiders might be one injury away from Jon Gruden suiting up at right tackle. A rebuilt offensive line sent another body (Alex Leatherwood) to the infirmary with an oblique strain and yet kept on producing. Derek Carr (28-of-37 for 382 yards and two scores) completed passes to eight players. Henry Ruggs led the way with five receptions for 113 yards, including the game-changing 61-yarder TD strike that pushed the lead to 23-14 with 9:35 left in the game. The Raiders only managed 52 yards rushing, but Carr and his aerial success overcame it. Hunter Renfrow (five catches for 57 yards) again came up big in key spots.

DEFENSE: A

These are the Raiders, right? Right? A second straight win again showed a physical and tackling side not seen around the franchise in some time. Sure, there were a few coverage breakdowns, but the Raiders received two sacks from tackle Solomon Thomas — the first multi-sack game of his career — and a team-high 12 tackles from linebacker Denzel Perryman. Trayvon Mullen had an interception of Ben Roethlisberger while adding six tackles and two pass defends. Thomas added three quarterback hurries and a tackle for loss. Johnathan Abram had seven tackles and Nate Hobbs six.

SPECIAL TEAMS: A

Daniel Carlson began his NFL career in Minnesota as a fifth-round draft pick out of Auburn. He was waived early in the 2018 season. Weeks later, he was signed by the Raiders. What a find. He made all four field-goal attempts Sunday — from 46, 33, 41 and 45 yards. AJ Cole added four punts with an average of 47.5 yards.

COACHING: A

Given the number of injuries his team was facing and the fact it traveled East on a short week to face the Steelers, this was easily one of Gruden's best coaching jobs since returning to the sidelines. The Raiders weren't going to run the ball. Like, at all. So they mixed and matched short-to-intermediate-to-deep passing routes and were still able to own time of possession by nearly nine minutes. Gruden's play-calling on critical downs late was terrific.

3 quick takeaways from Raiders-Steelers game

By Mark Anderson

September 19, 2021

Three takeaways from the Raiders' 26-17 victory at the Pittsburgh Steelers on Sunday.

1. Winning up front

The Raiders got it done in the trenches on both sides of the ball.

On offense, they took advantage in the second half of a Steelers defense weakened by injuries, most notably to end T.J. Watt, who suffered a groin injury in the second quarter. The line gave Derek Carr more than ample time to pass, especially important because the Raiders were one dimensional without running back Josh Jacobs.

Carr came through, completing 28 of 37 passes for 382 yards and two touchdowns.

Defensively, the Raiders dominated the struggling Steelers offensive line, forcing quarterback Ben Roethlisberger to try to carry the offense. Big Ben is accustomed to that role, but his arm is far from what it once was, and the Raiders made life difficult for him.

2. Opportunity knocks

The Raiders had three excellent scoring chances in the first half, but settled for field goals on all three trips. Their biggest missed opportunity came toward the end of the half when the Raiders reached the Steelers' 2-yard line, but were assessed three penalties, including a hold on tackle Alex Leatherwood that cost them a touchdown.

As a result, the Raiders led just 9-7 at halftime, finding themselves in a fight rather than in control.

They didn't let those chances get away in the second half. Carr threw two touchdown passes, including a 61-yarder to Henry Ruggs against a blitz to put the Raiders ahead by two possessions.

3. Raiders miss Jacobs

Carr is capable of winning games with his arm, but for long-term success, the Raiders need Jacobs to return. He is out with toe and ankle injuries.

Kenyan Drake started in Jacobs' place and rushed for just nine yards on seven attempts. The Raiders used Drake largely as a receiver, targeting him six times. He caught five passes for 46 yards.

Derek Carr-Henry Ruggs connection delivers in Raiders' win

By Vincent Bonsignore

September 19, 2021

PITTSBURGH — The defensive look by the Pittsburgh Steelers ultimately decided where Derek Carr ended up going with the ball as the Raiders lined up for a third-and-10 from their 39-yard line in the fourth quarter on Sunday.

But given their tenuous 16-14 lead, the nine-plus minutes still remaining in the game and how momentum was slowly shifting to the Pittsburgh sidelines, there was a mindset and mandate that came out of the Raiders' huddle.

The gist being: It's time to put this thing away.

Which is why Carr, who went down with an injury earlier in the game, had no hesitancy heaving the ball about as far as he could as he braced for the Steelers' blitz, and how Henry Ruggs, the speedy wide receiver on the other end of the throw, immediately shifted into another gear as he saw the football soaring high and far through the Pittsburgh sky.

The result was a 61-yard touchdown connection that essentially put away the Raiders' 26-17 win over the Steelers at Heinz Field.

Against all odds, and while digging as deep into their depth as they care to go, the Raiders moved to 2-0. As the victories over the Steelers and Baltimore Ravens showed, they finally have a defense they can trust and enough weapons to take advantage of Jon Gruden's thick playbook.

With the Miami Dolphins coming up Sunday at Allegiant Stadium, a different vibe is beginning to emerge from these Raiders.

"It's an attitude thing," said tight end Foster Moreau, who caught an equally important 9-yard touchdown pass from Carr in the third quarter. "There's an air of confidence walking onto the field from every unit we have."

All of which was reflected in the long touchdown throw to Ruggs, the 12th overall pick in the 2020 draft.

Working with just enough time behind the Raiders' injury-ravaged offensive line, Carr had more than enough arm strength to throw the ball beyond the Steelers' coverage. As for Ruggs, well, he had the necessary speed to split two Steelers defenders and run the ball down before dancing into the end zone for the touchdown.

"It's one of the reasons why we took Ruggs," said Raiders head coach Jon Gruden. "Not many guys can run that fast and track the ball."

Or, as Carr said: "Speed kills."

So much so that it actually changes Carr's mindset. There is risk in purposely overthrowing a receiver, but Carr has seen Ruggs' speed play out so many times on the practice field that he has confidence the second-year wide receiver will outrun everyone to the ball.

"It's still an iffy decision," Carr concedes. "But I can throw it past the coverage in some instances, and there's a fine line there, but he goes and gets it. It's unbelievable."

One thing was racing through Ruggs' head as he began tracking the ball.

"Don't drop it," he said. "Other than that, when I saw that one, it was run. He threw it up. It was just like, go get it. That's all I could think of. Go get it and don't drop it."

Ruggs finished with five catches for 113 yards and a touchdown. Carr threw for 382 yards passing and two touchdowns.

The Raiders needed every single yard given the difficulty they had developing a run game behind an offensive line that started two backup guards and lost right tackle Alex Leatherwood to a first-half oblique injury.

Hence the 37 throws Carr had to make while spreading the ball among Ruggs, Darren Waller (five catches, 65 yards) Hunter Renfrow (5 for 57), Kenyan Drake (5 for 46), Bryan Edwards (3 for 40) and four other targets.

The killer being the long connection between Carr and Ruggs just as the Raiders seemed to be on the verge of reeling. Rather than falling back into old habits, though, they essentially knocked out the Steelers.

"It was certainly a big play," Gruden said. "The protection — that's a revolving door we've had up front — in a critical moment, and the throw from a quarterback that's hurting. That was a lot of good stuff there to go around."

LAS VEGAS SUN

Gruden's vision for Raiders starts to become reality with win at Steelers

By Case Keefer

September 20, 2021

PITTSBURGH — Don't drop the ball. Get to the ball.

Those were the two thoughts running through Raiders receiver Henry Ruggs' head, in that order, as he sprinted down the grass at Heinz Field after quarterback Derek Carr launched a deep pass towards him in the fourth quarter on Sunday. He managed to achieve both objectives, hauling in a 61-yard touchdown pass that paved the way to the Raiders' 26-17 victory over the Steelers.

"That's one of the reasons we took Ruggs," coach Jon Gruden said afterwards. "Not a lot of guys can run that fast and catch that ball."

Las Vegas' second straight victory to start the season was realization of the way Gruden envisioned his team playing this year. The Raiders executed lessons Gruden had harped on all offseason into training camp, even moreso than in their helter-skelter Monday Night Football victory over the Baltimore Ravens in week 1.

They played with a renewed defensive intensity, stayed resolute on offense even when things went wrong and displayed an overall perseverance as injuries continued to pile up.

"I'm really proud of our coaches and our players," Gruden said after the game with his face still red and covered in sweat. "The effort is outstanding. If you're a Raider fan, you really like these guys."

Two games might be too early to declare the Raiders' long-running defensive incompetence as solved, but the unit took another step forward against the Steelers. And it did from the onset.

The first points of the game were scored when cornerback Trayvon Mullen made an easy interception on a poor throw by Pittsburgh quarterback Ben Roethlisberger. He made a poor throw because Las Vegas' defensive front had rapidly collapsed the pocket.

Roethlisberger was able to sidestep a charging-forward Yannick Ngakoue but not able to fully set his feet with Maxx Crosby bearing down from behind.

"It's just us working together," Mullen said. "The rush helped the pass coverage, the pass coverage helped the rush like coach always preaches."

The Raiders scuffled on offense after the interception with rookie first-round right tackle Alex Leatherwood continuing to struggle by committing a false start and allowing a sack by T.J. Watt but another player Gruden has routinely praised came through. Veteran kicker Daniel Carlson legged a 46-yarder to make sure Las Vegas didn't totally waste Mullen's pick.

Carlson was automatic on Sunday, also knocking through 33-, 45- and 46-yard field goals. Not bad for a player who struggled in his first year with the Raiders in 2019 following a disappointing rookie season with the Minnesota Vikings.

Gruden showed faith in Carlson by sticking with him last year, and he's been as reliable as any kicker in the league ever since.

"Sometimes you get all overwhelmed with how your draft picks are performing and you've got all these pro football stats about who had a good pick and who didn't and you lose sight of sometimes guys have a change of scenery and they take off," Gruden said.

He also applied that statement to defensive tackle Solomon Thomas, who broke out in his second game with the Raiders after the team took on the former 49ers' No. 3 overall draft pick as a reclamation project this offseason. Perhaps aided by the Steelers' scheming for and double-teaming of Ngakoue and Crosby, Thomas got through for two sacks.

The first came in the second quarter when he tripped up a scrambling Roethlisberger at the line of scrimmage and helped set up Carlson's second field goal. The second came more traditionally in the third quarter, in the pocket, and eventually led to the Raiders' first touchdown.

"Coverage was amazing, Max and Yan made him step up a couple times and I was able to get there," Thomas said. "It feels really good especially coming off of ACL (surgery) and being here with (a new) team."

Carr was sacked twice on the day himself in no small part because of the Raiders' makeshift offensive line. With two starters already down at guard, Leatherwood exited in the second quarter with an oblique strain.

But after drives continually stalled in the first half, Carr got into a rhythm in the second. He finished with 382 yards on 28-for-37 passing, far outdueling Roethlisberger who went 27-for-40 for 295 yards. Carr completed nine straight passes late in the third quarter into the fourth quarter, including a 25-yard line touchdown to tight end Foster Moreau in the corner of the end zone.

A hit that appeared late on replay from a grounded player sent Carr to the field, however, and cut the celebration short for a score that put the Raiders up 16-7 as his teammates huddled around him.

"All of a sudden I look up and there are like 30 people and I'm like, 'Oh my gosh, I'll be O.K.,' but first thing I asked was, 'Did we score?'" Carr recalled. "And no one answered. I go, 'Did he freaking catch it?' They were like, 'Yeah, he caught it.' So it was, 'O.K. get me up.'"

Despite the scene making the injury look severe, Carr sat out no snaps and walked with no limp on tape-free ankles after the game. Mullen and linebacker Denzel Perryman missed time, however, as a pair of simultaneous short trips to the locker room assisted Pittsburgh's final touchdown drive.

Roethlisberger picked on Damon Arnette with Mullen out of the game, completing a 52-yard pass to Chase Claypool against the second-year cornerback and then finding Najee Harris for a 25-yard touchdown. That cut Las Vegas' lead to two points and energized the Heinz Field crowd.

Not for long though. Ruggs' touchdown came five plays later.

"We just looked at the coverage and knew we got it," Ruggs said. "We felt like we were going to make a play."

Pittsburgh got within six late, settling for a 56-yard field goal after Perryman led another successful defensive effort with a couple textbook open-field tackles. But the Steelers never led for more than a few minutes after their first touchdown, a three-yard handoff to receiver JuJu Smith-Schuster, in the second quarter.

The Raiders were too steady in all three phases of the game, with one unit stepping up for the other when it was necessary — exactly how Gruden hoped this team would play coming into the season.

"It's an attitude thing," Moreau said. "There's an air of confidence walking out to the field for every unit we have, which is extremely underrated and I don't know if everyone can say that. A lot of teams work hard and a lot of teams have good players but I feel like we're really coming into our own."

Analysis: Raiders defense steps up in win at Pittsburgh

By Mike Grimala

September 19, 2021

The Raiders are 2-0 after grinding out an impressive 26-17 win at Pittsburgh.

Instant takeaways from the victory:

Team defense

Is the Raiders defense for real? After two weeks, it's beginning to look that way.

Las Vegas smothered the Steelers for four quarters, especially in the passing game as Ben Roethlisberger was hit 10 times and sacked twice on 42 dropbacks. When he was able to get off a pass, the Raiders secondary was in position to make plays on the ball as the team's cornerbacks recorded five pass breakups.

It was a team effort, with defenders on every level getting in on the action. Maxx Crosby got double-teamed on a good amount of passing plays, so defensive tackle Johnathan Hankins took advantage by beating single coverage to register a sack. The pass rush forced Roethlisberger into a long prayer of a heave, which Trayvon Mullen was able to pick off easily. Casey Hayward knocked down a long pass. At one point late in the third quarter, Mullen had to leave the field due to injury; second-year corner Damon Arnette took his place and the maligned former first-round pick immediately broke up consecutive passes on second and third down.

It wasn't perfect. The Steelers' second touchdown came on a 3rd-and-long swing pass to Najee Harris, who easily shed the tackle attempt of reserve safety Dallin Leavitt before turning upfield for a 25-yard score. But for the most part the Raiders forced the issue, which is something they couldn't do last year. The early returns for new defensive coordinator Gus Bradley are encouraging.

Carr heats up

The offense started slow and was unable to cash in on a couple early trips to the red zone, but Derek Carr got hot in the second half for the second straight week to help Las Vegas pull away.

And he was able to do it without targeting Darren Waller relentlessly. Pittsburgh devoted a lot of attention (and usually a second defender) to covering Waller downfield, so Carr looked elsewhere and did a great job of utilizing his entire receiving corps to complete 28-of-37 passes for two touchdowns and no interceptions.

When the Steelers shaded toward Waller on the goal line, Carr went to the other side of the field and dropped in a beautiful 9-yard touchdown pass to No. 2 tight end Foster Moreau to make it 16-7 midway through the third quarter. On their next drive, Carr fired deep to Henry Ruggs on third down and let the second-year speedster run under the perfectly placed ball for a 61-yard score.

As usual, Hunter Renfrow had chain-moving catches on third down to keep both touchdown drives alive.

After the bomb to Ruggs, a giddy Carr skipped to the sideline and gave Jon Gruden a hug. Carr is now completing 66.7 percent of his passes on the season, with 817 yards, four touchdowns and one interception. In not so many words, Carr is on fire right now.

Fast start (again)

The Raiders have started 2-0 for the second straight season and for the third time in five years. That's the good news.

The to-be-determined news is that they didn't make the playoffs in either of those other two seasons, so this team should understand that it's a long season and a quick start is no guarantee that things are going to end well.

Last year the Raiders beat Carolina and New Orleans to open the schedule, then immediately gave back all of that momentum by losing to New England and Buffalo. The 2021 squad will host a Dolphins team next week that may be without their starting quarterback; given what we've seen so far—namely, wins over two 2020 playoff teams—anything other than a 3-0 start would qualify as a disappointment.

THE ATHLETIC

'Isn't he fun?' Henry Ruggs III flashes his dynamic speed in the Raiders' win in Pittsburgh

By Vic Tafur

September 19, 2021

PITTSBURGH — "Isn't he fun? Isn't he fun?"

Foster Moreau was talking about teammate Henry Ruggs III, and the receiver's ability to run faster than anybody else and break down a defense. On Sunday, after the Raiders' defense had staggered the Steelers, it was Ruggs who delivered the knockout blow on a 61-yard touchdown catch early in the fourth quarter.

The Raiders are now 2-0 after Sunday's 26-17 win at Heinz Field ... and yup, that's why you take Ruggs first among receivers in the 2020 draft.

The ever-confident Jon Gruden was thinking it as Derek Carr's pass sailed majestically over the Pittsburgh lakes, trees and hills in the background of the stadium.

And then after the play sped up like someone had hit the fast-forward button, and Ruggs had hauled the ball in and sprinted into the end zone, the coach said it.

"That's one of the reasons we took Ruggs," Gruden said after the game. "He blew the top off in Arrowhead (last season) and helped us win that game and against the Jets.

"Not many guys can run that fast and track that ball."

Jerry Jeudy and CeeDee Lamb may be more polished, but they can't run like Ruggs — or like the late soon-to-be Hall of Famer Cliff Branch, who Raiders owner Mark Davis compares Ruggs to. Gruden, tired of the Chiefs' success, wanted his own version of Tyreek Hill and Sunday he dialed up a home run play that would have made Hill jealous.

"The deep route was dialed up and we got the coverage we wanted," Ruggs said. "It was a moon ball and I had to run and go get it.

"It feels good to be a guy that can turn a game around at any time. To make a play like to seal the game is just ... that's the feeling I like."

The Steelers had bracketed their coverage around tight end Darren Waller all game, and when the Raiders tight end made the safety in the middle of the field bite, Carr let it fly.

"I had a read and a progression and all that kind of stuff just in case that wasn't there, but Henry is so fast," Carr said. "Speed kills."

The Steelers had called a blitz and hit Carr just after he heaved the ball.

"He can get open so quick and so fast ..."

It's fun, huh?

"It's really fun," Carr said, nodding. "Y'all saw some of them in training camp, some of those throws I shouldn't even throw them — but I just throw them past the coverage and he goes and gets them. Like even that one (Sunday), it's still an iffy decision, but I can throw it past the coverage and there's a fine line there."

"It's unbelievable. The one I threw him, he just looks at it and you just see this gear that not a lot of human beings have. ... As soon as they gave us that look ... go get it."

The fact that Ruggs does it in practice has given Carr the confidence to air it out to him in games.

"If a speed guy is hurt or they can't practice, then you can't trust to throw it in the game," Carr said. "He has shown over and over again that he can do it in practice ... I think his mentality this year and he's bigger and stronger, that's also given me the confidence to go to him."

The 5-foot-11 Ruggs had put on 13 pounds this offseason to crack 200, and worked on being more physical on his routes and cuts. He obviously didn't lose any speed and since most of us can't run a 4.27 40-yard dash, Ruggs was kind enough to let us know what the play felt like.

"Honestly, the first thing that comes to your mind is don't drop it," said Ruggs, who finished with five catches for 113 yards against the Steelers. "When I saw that ball, I told myself to run. 'Go get it.' And then, don't drop it."

Steelers cornerback Ahkello Witherspoon probably told himself to run too, and he wasn't even close to catching him. The safety, Minkah Fitzpatrick, was actually closer after he realized he had been duped and turned around and sprinted. But all he could manage was a dive in vain as Ruggs caught the ball and then he just laid there for a long time.

The game was essentially over.

Besides the highlight catches against the Chiefs and Jets last season, Ruggs had a ho-hum rookie campaign and finished with 26 catches for 452 yards. He never had more than three catches or five targets in a game. Ruggs had something to prove to himself, forget about everybody else.

Sunday's win "is something to build on," Ruggs said, "I am definitely more confident, but there is always something to get better at and that's what we're going to do day-by-day."

The focus speaks volumes for the 22-year-old.

"He's so humble," Moreau said. "And he works so hard. In his second year, being the leader that he is, he doesn't really have to vocalize it — it's just by example.

"Anytime we call a play for Ruggs, it's a good day on the Ponderosa."

It was almost a really bonanza day for Ruggs, who Carr said was open deep and would have scored in the first quarter if T.J. Watt hadn't knocked the ball out of the quarterback's hand before he could throw it.

"I was looking at Waller, trying to bait them, and about to throw it to Henry and (Watt) comes in and punches it out," Carr said.

Watt would leave the game with a groin injury, and in the fourth quarter, Carr had just enough time behind a patchwork offensive line to throw it to Ruggs. And don't forget that Carr stood in there after having his ankle rolled on — the same right lower leg that he broke in 2016.

"The protection, with the revolving door we've had upfront, in a critical moment, the throw with a quarterback that is hurt, there is a lot of good stuff there to go around," Gruden said.

Ruggs also got some credit for the improved defense from cornerback Trayvon Mullen, who had an interception and two breakups.

"Ruggs makes me better every day," Mullen said. "Just the stuff he does — he's quick, he's a fast guy and I love going against him and competing. He practices at a high level and it does nothing but make me better."

This 2-0 start does feel better and looks different than last season's 2-0 start, and while a lot of that is because of the defense, the offense has stronger weapons in the 2.0 version of Ruggs and Bryan Edwards as well. That they didn't have Josh Jacobs (toe, ankle) on Sunday and that they only ran the ball for 2.1 yards a pop and still won on the road on a short week is impressive.

"This team is full of playmakers, from the quarterback and running back on," Ruggs said. "Receivers, tight ends, we're loaded with playmakers. Everybody just has to make plays when it's their time."

How much fun is that?

Derek Carr overcomes injury scare and 5 takeaways from the Raiders' road win over the Steelers

By Tashan Reed

September 19, 2021

PITTSBURGH — The Raiders' season was potentially hanging in the balance. They'd just scored a third-quarter touchdown, but trainers, players and coaches left the sideline with somber expressions. They gathered around quarterback Derek Carr, who had gotten hit in the back of his leg following a 9-yard throw to tight end Foster Moreau.

As he was down, taking inventory of his right ankle — the same one he broke in 2016 — some players offered words of encouragement and others prayed. Carr, on the other hand, wanted to know what happened on the play.

"The first thing I asked is, 'Did he catch it?'" Carr said. "And no one answered me. I was like, 'Did he freaking catch it?!' They were like, 'Yeah, he caught it.' And I was like, 'All right, then get me up.'"

Carr was able to walk off the field as the Raiders took a nine-point lead. While he figures to have some soreness, Carr didn't miss a snap as the Raiders went on to beat the Steelers 26-17 to improve to 2-0 for the second straight season. There were still key plays to be made, but that moment was a turning point for an offense that scored 17 second-half points.

"(Derek) Carr came over and a lot of my teammates and it was an amazing moment," Carr said of the response after a Steelers defender rolled up on his ankle. "It was just this beautiful moment of my teammates looking out for me. That right there is family to me. I loved the touchdown, don't get me wrong, but that moment right there I was like, 'Man, I just want to win this game for this team.'"

The Raiders return home to Allegiant Stadium next week to face the Dolphins (1-1). Here are five observations from their win over Pittsburgh (1-1).

1. Carr has played at a record-breaking pace through two weeks

With a patchwork offensive line and a non-existent running game, Carr completed 75.7 percent of his passes for 382 yards, averaged 10.3 yards per attempt and threw two touchdowns in an excellent performance. He has a franchise-record 817 passing yards through the first two games of the season, which is also the seventh-most in NFL history through two weeks.

Carr was notably more accurate after completing just 60.7 percent of his attempts in Week 1. He also did a better job of spreading the wealth as tight end Darren Waller and receivers Henry Ruggs III and Hunter Renfrow all tied for the team-high with seven targets, and five other players caught passes. Carr has carried a heavy burden to start the season and has answered the call despite suboptimal circumstances.

"I'll just let his performance speak for itself," Jon Gruden said Sunday. "I've been clamoring about Derek Carr since I've been here. Hopefully, he gets some recognition for doing what he did today. He had some long drives. He was big again at the end of the game against two great defenses two weeks in a row and it's a big reason why we've been able to win."

LV – QB Derek Carr

SUNDAY VS. STEELERS

COMP 28	ATT 37	YDS 382	TDS 2
YPA 10.3	CMP% 75.7%	PASS RTG 126.2	INTS 0

2. Gus Bradley has the Raiders' defense looking legit

The Steelers gained averaged 5.9 yards per play, but the Raiders held them to just 331 yards and prevented them from scoring on six of their nine possessions. The run defense was strong, in particular, as Pittsburgh averaged just 2.8 yards per carry as starting running back Najee Harris only went for 38 yards on the ground. Quarterback Ben Roethlisberger averaged an efficient 7.4 yards per attempt but was bothered by the Raiders' pass rush.

While the Raiders only had two sacks, they registered 10 quarterback hits, which still have an impact. For example, defensive ends Yannick Ngakoue pressured Roethlisberger and Maxx Crosby hit him on a play during the Steelers' second possession of the game, which negatively affected the throw and made it an easy interception for cornerback Trayvon Mullen.

"I just feel like we've got a group of guys that's playing with each other, love the game of football, want to win and have a sense of urgency," Mullen said. "We've got a lot of guys that are in the building at 5 o'clock and we don't start practice 'til 7:30 (a.m.). It's just a different mindset around the whole building. With the defensive guys, you can just feel the different energy."

The defense wasn't perfect, of course. Tackling was an issue at times and the Steelers were able to generate big plays. Receiver Diontae Johnson beat Mullen on a 41-yard completion that led to a touchdown in the second quarter, receiver Chase Claypool beat cornerback Damon Arnette for a 52-yard gain in the fourth quarter and Harris made safety Dallin Leavitt miss on a 25-yard touchdown pass later on the same drive. Still, the Raiders defense was able to hold its own against the Ravens and Steelers offenses through the first two weeks of the season, which isn't something many would have predicted before the season. There's still a long way to go, but that bodes well for how the defense could perform the rest of this season. Bradley deserves a lot of credit for the hot start, but it obviously wouldn't have happened without improvement from the players.

"It started back in OTAs just building this unit and grinding and getting close with each other," said defensive tackle Solomon Thomas, who had the first two-sack game of his career. "Homing on the defense and homing on Gus and what he wants from us, we've been building that. ... We have a lot of talent. We're playing as a team and it's fun."

3. The offensive line understandably had its struggles

Alex Leatherwood suffered an oblique injury on the final drive of the first half that forced him to miss the remainder of the game. Brandon Parker replaced Leatherwood at right tackle. That'd be bad news no matter what, but it's particularly impactful considering the Raiders are already without starting guards Richie Incognito (calf) and Denzelle Good (ACL). No matter how good a team's offensive line depth is, having to go without three starters is difficult. The Raiders' offensive line depth wasn't good to begin with, though, which exacerbates the situation.

This was the closing offensive line: Kolton Miller at left tackle, John Simpson at left guard, Andre James at center, Jermaine Eluemunor at right guard and Parker at right tackle. Even before the Leatherwood injury, the unit was having issues. It committed four penalties in the first half split between two drives: A false start by Leatherwood, a false start by Miller, a hold by Leatherwood and an ineligible player downfield violation on Miller. There's never a good time for a penalty, but all of them happened when the Raiders were driving in Steelers' territory. They weren't the only reason the Raiders settled for field goals on those drives — they also did so on another — but they were contributing factors.

Meanwhile, the offensive line couldn't generate any run blocking push all game long. The Raiders averaged only 2.1 yards per carry. While the absence of running back Josh Jacobs (toe/ankle) played a factor, there simply wasn't much room for Kenyan Drake and Peyton Barber to run. The pass protection was OK in comparison, but the O-line still allowed two sacks, five quarterback hits and several pressures. The Steelers finished the game without linebacker Devin Bush (groin), defensive tackle Tyson Alualu (knee) and outside linebacker T.J. Watt (groin) but they still have a stout defensive front, so it wasn't shocking to see the Raiders' injury-riddled offensive line have its difficulties. It's hard to expect anything more than an up-and-down performance from offensive line coach Tom Cable's group at this point.

4. The offense still moved the ball well and was able to make plays

The Raiders averaged 6.6 yards per play, which is damn good when you factor in that they were without their starting running back and three starting offensive linemen for most of the game. Also, while the Steelers were without Bush, Alualu, Watt and cornerback Joe Haden (groin), their defense is still nothing to scoff at. Despite that, the Raiders got into Steelers' territory on five possessions (they started the drive after Mullen's interception at the Pittsburgh 39-yard line) and had six scoring drives.

The offense's most impressive moment came in the fourth quarter. The Steelers had just made it a two-point game after Harris' touchdown catch and run, and the crowd at Heinz Field was rowdy. Carr hit Carrier for a 4-yard gain and then found Waller toward the sideline for 10 yards. Following back-to-back incompletions, the offense faced a third-and-10 and things got noisy again.

Carr dropped back and launched a deep shot down the middle of the field. His pass fell right into the arms of receiver Ruggs, who'd beat the Steelers coverage on the back end, and resulted in a 61-yard touchdown. That put the Raiders up 23-14, which proved to be a lead the Steelers couldn't overcome with 9:35 remaining in the game.

Ruggs finished the day with a career-high five catches — he never had more than three in a game last season — for 113 yards and the touchdown. It was the second 100-yard game of his career. His seven targets were also the most of his career.

LV – WR Henry Ruggs III

SUNDAY VS. STEELERS

REC 5	YDS 113	TDS 1
TGTS 7	REC% 71.4%	YPR 22.6

5. Health is a concern, but the Raiders undoubtedly look better

The Raiders have had pretty rough injury luck to start the season. They have seven players on injured reserve: Running back Jalen Richard (foot), cornerback Keisean Nixon (leg), linebacker Nicholas Morrow (foot), linebacker Javin White (knee), Good, defensive tackle Gerald McCoy (knee) and quarterback Marcus Mariota (quad). Incognito has missed the first two games of the season while linebacker Nick Kwiatkoski (concussion), safety Roderic Teamer (ankle) and Jacobs were out in Week 2, and Leatherwood got injured during the game.

Good and McCoy are done for the season. Richard, Nixon, Morrow and White won't be eligible to return until Week 4 and Mariota will be out until at least Week 5, but the Raiders need to get some of those others back while avoiding additional significant injuries. The Raiders will undoubtedly repeat their "next man up" mantra in the days and weeks to come, but eventually injuries take their toll. They've successfully navigated them to a 2-0 start, but there are 15 more games to go.

"We were 6-2 last year on the road," Gruden said. "So, it's not like we're going home celebrating. We've got two AFC wins and we got to get ready for Miami. We're gonna keep our level-headedness. I'm proud of our accomplishments, yet I think this coaching staff and this team is going to try to find ways to get better. Because we have to; we've got a number of injuries."

This team legitimately looks better than last season. The defense is clearly improved, and the offense has remained one of the better units in the league. A path to the playoffs certainly exists. Right now, injuries look to be the biggest deterrent to that journey being a success. Whether they can get healthy isn't fully in the Raiders' control, but their ability to continue to win shows they've clearly done the work elsewhere. The victories still bring joy, but the team isn't surprised when they happen.

"It's an attitude thing," Moreau said. "There's an air of confidence walking out onto the field for every unit that we have, which is extremely underrated and I don't know if everyone can say that. A lot of teams work hard and a lot of teams have a lot of good players, but I feel like we're really coming into our own."

ESPN.COM

Derek Carr overcomes ankle scare to continue Raiders' historic early-season groove

By Paul Gutierrez

September 19, 2021

PITTSBURGH -- The ball was just coming down from its 9-yard arc toward Foster Moreau in the left corner of the end zone when Derek Carr felt his surgically repaired right ankle give way.

The Las Vegas Raiders quarterback, whose 2016 season came to a painful Christmas Eve end with that fractured fibula, went down on the Heinz Field grass and was suddenly surrounded by teammates.

"There's 30 people -- oh, my gosh," Carr recalled. "First thing I asked was, 'Did he catch it?' No one answered me. 'Did he freaking catch it?'"

"Yeah, he caught it," came the reply.

"All right," Carr responded. "Get me up."

Carr's touchdown pass to Moreau with 5 minutes, 2 seconds to play in the third quarter Sunday gave the Raiders a nine-point lead en route to a surprising 26-17 victory over the Pittsburgh Steelers. But it was Carr needing medical attention that gave the Raiders and their fans heart palpitations and memories of that season-ending injury five winters ago.

"You just pray to the football gods upstairs that everything's going to be all right," said Raiders coach Jon Gruden. "That's about all you can do."

Because in one moment, Moreau is celebrating his first TD catch of the year. And in the next ...

"I just saw [No.] 4 down on the ground," Moreau said. "That's just an awesome quarterback. I love the guy to death and out [of] the huddle he's kind of letting you know, 'Yeah, go get it.' We know the play and we know the matchup.

"My mood definitely switched. Oh, man. Sunk down. Just way down."

But after Carr was helped up, he walked off the field under his own power and went into the blue medical tent on the Raiders' sideline before emerging with his right ankle heavily taped.

And he never missed a snap.

In fact, Carr is not just answering his harshest critics. He is also winning games for the Raiders, who have opened 2-0 with both wins coming against playoff teams from the previous season for the first time in franchise history, per ESPN Stats & Information research. It is also the second time since 1966 the Raiders have opened 2-0 with both wins coming as an underdog.

"The absolute worst thing in the world are the preseason rankings and talk shows and all that stuff," Carr said. "All of that preseason stuff, none of that matters.

"You've still got to put the ball down. You've still got to play. And whatever team put the work in and is on their stuff, on their details, that's the team that ultimately, hopefully, will end up winning ... We've started 2-0 before, but we've got to keep going. We can't let this thing go downhill."

Carr's Raiders won their first two games twice before, in 2017 (who can forget Marshawn Lynch's Hyphy Dance Party on the sidelines?) and last year, only to finish 6-10 and 8-8, respectively.

What Carr did not do in either of those seasons was be as productive as he is now throwing the ball.

Consider: Carr is just the fourth quarterback in NFL history with at least 380 passing yards and multiple TDs in each of his first two games of a season, joining Drew Bledsoe (2004), Tom Brady (2011) and Ryan Fitzpatrick (2018).

Plus, Carr's 817 passing yards through his first two games are the most in Raiders franchise history.

A chunk of his 382 yards in Pittsburgh, where he completed 28 of 37 passes, came on a 61-yard bomb to speedster Henry Ruggs III that gave Las Vegas a 23-14 lead with 9:35 to play.

"That," Ruggs said, "was a moon ball.

"Don't drop it. When I saw that one, run. He threw it up and was just like, 'Go get it. Go get it and don't drop it.'"

Indeed, per NFL NextGen Stats, the throw went 46 yards downfield, tied for the longest pass TD via air yards of Carr's eight-year career. And the air distance on the pass was 55.4 yards, the third-longest completion for Carr since it was first tracked in 2017 (air yards = yards past the line of scrimmage; air distance = yards thrown as the crow flies).

And this happened well after Carr had his right leg rolled up on by Steelers outside linebacker Jamir Jones.

Carr found inspiration from a close source -- his teammates who huddled around him.

"It was an amazing moment," Carr said. "I try to be someone who gives so much, and in that moment, they all came over and they all started praying for me. And it was just this beautiful moment, my teammates looking out for me. That, right there, is family to me. I love the touchdown, but that moment right there, I was like, 'Man, I just want to win this game for this team.' That was a beautiful, beautiful thing that happened."

Carr, it should be noted, attended his postgame media conference in slides, with a slight limp but sans any brace or tape on his right ankle.

"Oh," he laughed, "it will be ... I'll be fine."

And after a short week and a cross-country trip to play in the NFL's early window, regular rest and a home game against the Miami Dolphins (1-1) should be a balm for Carr.

After all, when he faced the Dolphins last year, he was recovering from a strained groin.

"I'll just let his performance speak for itself," Gruden said. "I've been clamoring for Derek Carr since I've been here. So, hopefully he gets some recognition for doing what he did today. He had some long drives. He was big again at the end of the game, against two great defenses two weeks in a row, and it's a big reason we've been able to win."

ASSOCIATED PRESS

Carr Throws For 382 Yards, Raiders Top Steelers 26-17

By Will Graves

September 19, 2021

PITTSBURGH (AP) — Derek Carr threw for 382 yards and two touchdowns, including a pretty 61-yard strike to Henry Ruggs midway through the fourth quarter, as the Las Vegas Raiders toppled Pittsburgh 26-17 on Sunday.

Carr completed 28 of 37 passes against a Pittsburgh defense that finished the game without a handful of starters, including All-Pro outside linebacker T.J. Watt, who exited in the second quarter with a groin injury and did not return.

The Steelers (1-1) lost defensive tackle Tyson Alualu in the first quarter and played the entire game without veteran cornerback Joe Haden and inside linebacker Devin Bush, both of whom were inactive with groin injuries of their own.

Ben Roethlisberger passed for 295 yards, including a 25-yard catch-and-run early in the fourth quarter that rookie running back Najee Harris turned into the first touchdown of his career that drew the Steelers within 16-14.

The Raiders (2-0) responded immediately. Carr uncorked a rainbow down the middle of the field, giving Ruggs plenty of time to run away from Pittsburgh's Minkah Fitzpatrick and Ahkello Witherspoon and into the end zone that gave Las Vegas enough cushion to beat the Steelers for the sixth time in their last eight meetings.

Ruggs finished with five receptions for 113 yards. Foster Moreau added a 9-yard touchdown grab as Carr was more than happy to spread the ball around on a day the Steelers focused Las Vegas tight end Darren Waller.

Waller was held in check for most of the afternoon before he hauled in a 25-yard pass on Las Vegas' final drive that set up Daniel Carlson's fourth field goal with 20 seconds remaining, sending the first full crowd at Heinz Field in nearly 21 months trudging toward the exit.

A week after pulling off a stunner in Buffalo in the opener, the Steelers got off to another slow start. This time, there would be no second-half surge. Harris again found little room to run behind Pittsburgh's retooled offensive line, managing just 39 yards on 10 carries. The first-round pick added five receptions for 43 yards, including an acrobatic stretch across the goal line for his first touchdown as a pro.

It wasn't nearly enough to fend off a Las Vegas offense that thrived once Watt headed to the sideline in the second quarter. With Watt unavailable, Pittsburgh struggled to generate much pressure on Carr in the second half. Carr hit 16 of 21 passes for 261 yards and two scores over the final two quarters.

The Raiders needed Carr with the running game almost non-existent as starter Josh Jacobs was out with ankle/toe issues. Peyton Barber led the Raiders with 32 yards on 13 carries.

TURNER EJECTED

Steelers veteran right guard Trai Turner was ejected in the fourth quarter following an altercation with the Raiders after Harris' touchdown. Video seemed to indicate Turner spit on a Raider, leading to referees to toss him from the rest of the game.

INJURIES

Raiders: Rookie LT Alex Leatherwood left in the second quarter with an oblique injury and did not return. ... S Dallin Leavitt was evaluated for a concussion. ... CB Casey Hayward Jr. dealt with cramps.

Steelers: Alualu appeared to sustain a significant right-ankle injury in the first quarter. The 34-year-old veteran had to be helped off the field by two teammates before being taken to the trainer's room on a cart.

UP NEXT

Raiders: Host Miami next Sunday. Las Vegas is 0-2 against the Dolphins since Gruden returned as coach in 2018, including a 26-25 setback last December.

Steelers: Open AFC North play next Sunday when Cincinnati visits Heinz Field. Pittsburgh has won 14 of 16 against the Bengals.

RAIDERS.COM

Solomon Thomas and the defensive line bully Big Ben, Steelers en route to victory

By Rachel Gossen

September 19, 2021

It was a career day for Solomon Thomas — the first time in his career that he's notched two sacks in one game — and the defensive lineman was all smiles postgame.

"There's nothing like getting a sack," Thomas said. "It's the best thing in the world. No matter how you get it, even if it's a coverage sack or another guy makes him step up, you always celebrate it because they're rare. You've got to count them out."

Thomas played just 49 defensive snaps in two games last season with the 49ers before suffering a season-ending ACL tear. After four years with the team that drafted him, the defensive tackle signed with the Raiders as a free agent this past offseason.

A change of scenery and uniform has proven to be good for the defensive lineman so far, as he's already recorded as many sacks in the Raiders' 26-17 win over the Steelers as he had in his last two seasons in San Francisco. And it means even more to him that the sacks came against a veteran quarterback like Ben Roethlisberger.

"He's always been known as one of the hardest guys to get down. He's big," Thomas said. "He's a Hall of Famer, great quarterback, and it felt good to be able to sack him."

But sacks don't come from working alone. It takes cohesion from the defensive line to apply pressure on the quarterback, keep him in the pocket and aim for attack. The Raiders defensive line did that all day, keeping Roethlisberger to a 67.5 percent completion rate and one passing touchdown. Thomas contributes the chemistry and bonds formed among the team since OTAs as one of the biggest catalysts to the Raiders' success on the field.

"You want to be a tight unit because things can fall apart quickly," he said. "We want to have each other's back, and it's something Coach Gruden preaches all the time. He wants us to be brothers, he wants us to get to know each other. ... It's special to be on a unit that cares for each other, loves each other, protects each other. That's how you create a winning culture, winning unit."

Cornerback Trayvon Mullen, who grabbed the Silver and Black's first interception of the season, echoed Thomas' thoughts that the team, especially the defense, has locked in with a new kind of intensity.

"It's just a different mindset around the whole building. With the defensive guys, you can just feel the different energy," Mullen said.

The undefeated Raiders will look to take that buzzing energy into next Sunday against the Dolphins back at Allegiant Stadium.

Derek Carr is fast becoming an early MVP candidate after another huge win

By Levi Edwards

September 19, 2021

And just like that, the Silver and Black are 2-0.

For the first time since 1984, the Raiders start their second-straight season 2-0 after Sunday's victory over the Pittsburgh Steelers, 26-17. This is their fourth win in their past five matchups against the Steelers as well.

The Raiders' success against the Steel Curtain was largely in part due to the man under center. Derek Carr picked up the road win in a hostile Heinz Field, playing some of his best football to date. This win now makes Carr 2-1 all-time vs. the Steelers, with a total of 1,005 yards and eight touchdowns across the three games.

On a sunny day in Pittsburgh, Carr threw for 382 yards and two touchdowns with a 75 percent completion rate, and now with Carr topping 400 passing yards last week against the Baltimore Ravens, his 817 passing yards this season are the most in a two-game span in Raiders history.

And none of this is new to Coach Gruden, who has been confident in Carr's abilities since coming back to the Raiders in 2018.

"I just let his performance speak for itself," Gruden said. "I've been clamoring about Derek Carr since I've been here. Hopefully he gets some recognition for doing what he did today. He had some long drives; he was big again at the end of the game against two great defenses two weeks in a row. And it's a big reason why we've been able to win."

Carr's ability to throw the ball on the Steelers was vital, considering the lack of a run game. The Raiders had 52 total rushing yards against the Steelers, with nine of those yards coming from Carr himself. He distributed the ball efficiently, connecting on passes with eight different receivers. The veteran quarterback gave credit to the stout Steelers defense and was satisfied with the success the Silver and Black were able to have against them.

"You're missing a superstar in [Josh] Jacobs, the O-line is banged up and all these kind of things. The AFC North, they want to stop the run," said Carr. "So I knew we would have to throw it to have a chance to win ... but I'm very proud of our guys."

Carr playing at high level isn't unusual to anyone who has been paying attention — he's thrown for over 4,000 yards the past three seasons. Offensive Coordinator Greg Olson stated last week that what has made Carr an underrated quarterback in this league is his win-loss percentage over the past few seasons. With the Raiders rejuvenated by their new-look defense under Gus Bradley and the weapons around Carr in Darren Waller, Henry Ruggs III and Bryan Edwards, he wants to continue to dispel any naysayers the Silver and Black had coming into the season.

"All of that preseason stuff, none of that matters. That's the beautiful thing about football. I say it all the time, 'You still have to put the ball down'. You still have to play. And whatever team put the work in and is on their stuff and is on the details, that's the team that's ultimately hopefully going to end up winning...

"We haven't done what we've wanted to do the last couple of seasons. We haven't been to the playoffs since 2016. I don't blame that thought process, but at the same time, as a competitor you're just like, 'I don't care about any of that, just put the ball down and let's see if we can turn these into wins.' We've started 2-0 before, but we have to keep going and we can't let this thing go downhill. Keeping the mindset, staying in the process, staying in the channel — those are all the things that matter."

A play that helped put the game away for the Raiders was a long ball to Ruggs at the beginning of the fourth quarter that gave the Raiders a 23-14 lead. Ruggs ended the game as Carr's leading receiver with five catches and 113 yards to go along with the touchdown.

"It was a moon ball. He threw it up and I just had to run and go get it and do whatever I had [to do] to make the play," Ruggs said. "[Carr] came out and helped us win the game."

If Carr leverages that arm talent and continues to help the Silver and Black win games, he could very well find himself in the MVP conversation down the stretch.



FEATURE CLIPS

Owner Mark Davis

LAS VEGAS REVIEW JOURNAL

Raiders owner Mark Davis is emerging from his father's shadow

By Ed Graney

May 27, 2020

Raiders owner Mark Davis is used to life in the shadow of his father Al, whose massive legacy is matched by few in the history of professional football.

Slowly but surely, however, Mark is creating one of his own. Even if he doesn't allow himself to see it that way.

"I've always said the least important thing in life is the score at halftime, so I can't be thinking about legacies right now," Davis said. "We're talking about building something."

That process began with his relocation of the Raiders from Oakland to Las Vegas and their spectacular new home that is Allegiant Stadium. It continued when Davis purchased in January the WNBA's Las Vegas Aces.

Al Davis remains, now and forever, the most indelible figure of all things Raiders. He died in 2011, but his presence defines the organization. It happens when you are principal owner and general manager for 39 years.

That 85-foot memorial torch inside Allegiant Stadium might be ceremoniously lit to honor Davis before each home game, but understand that the successful and controversial flame ignited by him when running the Raiders will never really expire.

"Al was a genius and a progressive, but he also had paranoid tendencies," said longtime Bay Area sports columnist Ray Ratto. "His story is told through one of those prisms depending on who is telling it."

Ratto said father and son are alike in one significant regard. "Take me the way I am" is an approach to life they share.

"Maybe that is (Mark's) legacy — don't go out and seek a positive one but that he doesn't want a negative one," Ratto said. "Who does? That makes him closer to the every-man owner than maybe anybody in sports."

One whose arrival to Las Vegas has proven to be a financial bonanza.

A tidy return on investment: The Raiders today are ranked as the world's 29th most valuable sports franchise at an estimated \$3.1 billion. In the last five years, that value has jumped some 117 percent. Which brings us to what Las Vegas has done for the Raiders, the most prominent example being that \$750 million public contribution toward the building of Allegiant Stadium.

It was never going to happen in Oakland. There was never going to be enough money to raise a new stadium in place of the dilapidated Coliseum. It's why, ultimately, Davis found a new home in Las Vegas.

Time will pass, those from both sides of the stadium dispute between the Raiders and the city of Oakland promise, and the entire narrative as to all that transpired will be told.

Some believe it rather simple: That the reason Davis was initially involved in a potential move to Los Angeles (one the Rams and Chargers now share) and the reason he flirted with San Antonio in trying to create a market was that he long since accepted the realities of Oakland.

The city wasn't going to invest hundreds of millions in public money toward a new venue, so Davis discovered in Las Vegas the largest public subsidy ever earmarked for an NFL stadium.

"For anyone to question his desire to get something done in the Bay Area is both ignorant and uninformed," Raiders president Marc Badain said. "Even up until the time we were negotiating here, he always said (Oakland) had a chance."

Community driven

This might not define a legacy, but it is stuff of legend: During the long and dreary days of a pandemic shut-in, Davis hunkered down at his temporary home — Westgate Las Vegas.

"I was the only person living there," Davis said. "There were like 25 security people there on a daily basis. Other than that, I was the only one. It was like 'The Shining.' Everyone in (Las Vegas) was looking for toilet paper and I had 3,000 rooms' worth."

Believe it. He would have invited the entire city inside if allowed.

Davis will tell you how significant those two years leading up to the official move were in connecting his franchise to Las Vegas. NFL owners approved relocation in March of 2017, but the Raiders remained in Oakland until they could officially kick off at Allegiant.

While there is no debating the intimate connection felt between the Golden Knights and Las Vegas — one forged from the October 1 mass shooting during the NHL team's expansion season — the Raiders too have spent their short time here integrating themselves into the community.

Rare is it that a few weeks pass without a press release announcing another outreach program. Recognizing local teachers. Hosting local prep football teams for games at Allegiant Stadium. Feeding the hungry. Working with veterans. Visiting hospitals and middle schools and high schools. Promoting the COVID-19 vaccines.

"Their involvement in the community is really impressive," Gov. Steve Sisolak said. "They don't say, 'No,' when you ask them for something. They just say, 'Yes,' to any community service item." Davis has often said he wanted the organization to earn such attachment, which he doesn't think would have occurred if the Raiders had arrived earlier and, say, played a few years at Sam Boyd Stadium.

He believed all infrastructure needed to be in place.

“Mark has made a commitment to Las Vegas and delivered every step of the way,” Raiders head coach Jon Gruden said. “The community is really important to him and he’s proud to be part of it. It shows the way Las Vegas has embraced the team. You can feel the excitement everywhere around here.”

Need to win more

All of his dreams for the Raiders had come true. The beautiful practice facility. The magnificent stadium. The community interest.

“And then the pandemic hit and the world stopped,” Davis said. “That’s how life goes sometimes.” What those who committed to paying traditional sky-high NFL season ticket prices missed watching in person last season was an 8-8 team whose franchise missed the playoffs for a 17th time in 18 years. Gruden will now enter a fourth year since returning to the sidelines. He is 19-29 on this second go-round after signing a reported 10-year deal in 2018 to get things turned.

They haven’t been yet.

“My role in taking over for my father when he passed away was to continue the legacy that he built and the mystique of the Raiders,” Davis said. “The one thing that I have failed in so far is we haven’t won. That’s what this team is about. It drives me, absolutely. It does.

“I felt bringing Jon Gruden into the organization was very stabilizing and he has a long time to do the things he needs to in order to get it done. I wasn’t looking for a quick fix. I was looking for something that we built for the future. We’re doing a wonderful job off the field, but we have a lot of work to do on it.”

The latter isn’t an issue with his other team.

Passion for hoops

Over nearly 30 years working for the Raiders, during which time she became the NFL’s first female front office executive, Amy Trask would frequently need to discuss a matter with Al Davis or have him sign a document.

Often, she was made to wait.

“He would be involved watching a women’s basketball game,” Trask said. “His interest and love for women’s basketball was as strong as it could be. When I heard Mark purchased the Aces, it made me smile.”

If the Raiders are the impetus by which Davis’ heart beats, it appears he has saved a portion for the Aces.

He bought the team from MGM Resorts International and is building an 80,000 square-foot training facility next to the Raiders’ headquarters in Henderson.

Davis has been a courtside staple since 2017. Two years later, the Raiders purchased 1,600 tickets for local youth to attend home games. Davis recently announced that Aces season-ticket holders — around 2,000 — will attend games this season for free. He is eating the entire cost.

Numbers are sometimes just that. His football team has a 53-player roster and \$180 million salary cap. His basketball team has 12 players and a \$1.3 million cap.

Davis, though, recognizes the disparity in compensation between his male and female athletes and has already proven to be overly passionate about ensuring women receive a larger piece of the financial pie. He is pushing fellow WNBA owners to negotiate a more lucrative media rights deal.

"It will be a different style of ownership from the big conglomerate to an individual, but the commitment from (Davis) is as much or even more than the MGM," said Aces coach Bill Laimbeer, whose team is among the favorites to win this year's title. "His commitment to making us as good as we can be is phenomenal.

"My goal is to educate him. He wants to learn everything about the women's game. In the long run, I'd like to see him have whatever say he chooses — hey, it's his money — but he knows he has a long ways to go. He wants to be taught and that's wonderful, from both a basketball and business side as well." Already, the first-year owner is dreaming about how legacies can be born for all involved. What's he looking forward to most?

"Designing that (championship) ring," Davis said.

It's still halftime

Even on one of the most important days of his life — March 27, 2017 — Davis spoke about another. Minutes after league owners voted 31-1 in favor of the Raiders relocating to Las Vegas, Davis stood behind a podium in Phoenix and talked about how his father often stated that the greatness of the Raiders was in its future.

The prospects for a rewarding one born and nurtured in Las Vegas seem more likely than ever. "Al Davis was Oakland and Mark Davis will be Las Vegas," Sisolak said. "The thing that has surprised me most is how approachable he is. He's very recognizable — I don't want to say it's the haircut, but that certainly helps — and he takes an inordinate amount of time to visit with anybody and sign autographs and talk to people. He shows and feels his best relating to everyday people."

In the end, legacies are built. It's just that many prefer to focus on the process and not the outcome. So maybe that's it, then, for Davis.

Maybe it's still halftime and he's not near ready to keep score.

"His (legacy) never has seemed to be the motivation behind any of his decisions," Badain said. "When people ask me about him, I say he's the anti-sports owner. He doesn't want any credit. He doesn't really want his name in the paper, but he will put his face out there when things go badly."

As an example, Davis last month took responsibility for a tweet that appeared on the team's official account about the verdict in the George Floyd murder case that was roundly criticized as insensitive. It read, "I CAN BREATHE 4-20-21," which Davis meant as a way to applaud the guilty verdict. But an hour after the tweet went public, it already had received nearly 20,000 comments and more than 15,000 retweets. Most were of a highly critical nature.

"But when things are going well, you don't hear from him," Badain said. "I really can't see the motivation for himself to create a legacy."

With or without one, Mark Davis has changed the trajectory of Las Vegas sports forever. Somewhere in there, perhaps not yet detectable, is a pretty amazing legacy.

THE ATHLETIC

New city, new man: How Las Vegas has changed Raiders owner Mark Davis

By Vic Tafur

July 22, 2020

LAS VEGAS — Back before the pandemic, Raiders coach Jon Gruden hit the Las Vegas Strip pretty hard for a few days, sampling some of the prized steak houses, enjoying an Aerosmith concert and appearing on social media posts with comedian Carrot Top.

"I was getting pissed at him," team owner Mark Davis said, laughing. "He stole my 15 minutes of fame. I told him to go home."

While Gruden, a celebrity coach who used to be a TV star, is the face of the franchise, Davis holds the keys to the city. After years of struggling to get a new stadium in Oakland and then falling short in an attempt to move to Los Angeles, Davis sits in Las Vegas with a state-of-the-art, \$1.85 billion stadium that is 98 percent completed and on track to be ready for the 2020 season.

Davis has immersed himself in the community since moving to Las Vegas last summer.

"The buzz has been unbelievable," Davis said in an hour-long sitdown interview on Saturday. "The fans here have just been so welcoming. They are stopping me and thanking us for coming, while I'm trying to thank them for bringing us."

Nevada Gov. Steve Sisolak first met Davis four years ago and is amazed by just how many people Davis talks to.

"Mark is an unusual character," Sisolak said in a phone interview Tuesday. "I have gotten to know a lot of wealthy and very powerful individuals, and Mark is the most unique of all of them. He is at his best, his comfort zone is with regular people. When he is on-site, he is always in the back talking to kitchen workers. And he will sign autographs until there is no one left. And you can tell he enjoys taking the selfies and chatting with these guys. He really gets close with people."

Allegiant Stadium may not have people cheering at games this season due to the pandemic, but it looks great and a visit last week saw workers looking back and admiring it at the end of their shifts.

"It's a phenomenal feeling," Davis said. "To get through the trials and tribulations and actually get it done on time. The pride that the workers showed in this building, man, they really did ... they loved working on it. Every three months before the pandemic hit, we would serve them a big-ass lunch and go through and thank every one of them. They just had so much pride in building this thing."

"You see them building hotels around here and you don't see the same enthusiasm about a project. They are the MVPs. I just can't thank them enough."

A new owner in a new city, Davis is also a new man.

After years of thinking that players should not protest or take a stand on issues while on the football field, he started changing his mind three years ago — before a weird game in Washington that Davis felt set the team back years. He has now reached a point where he is one of only a handful of NFL owners to say “Black Lives Matter” after the killing of George Floyd by a police officer in Minnesota and the subsequent protests around the country.

In a statement the team posted on social media, Davis said, “To watch a man be murdered by a uniformed police officer kneeling on the man’s throat for nine minutes while three uniformed police officers either assisted or stood by watching is disturbing in too many ways. To be honest I’m surprised that the resulting violence hasn’t been much worse.”

Davis has since met with Nevada Attorney General Aaron Ford, Clark County Sheriff Joseph Lombardo and Gruden about how they can make a positive social impact coming into the Las Vegas community.

“The initial thing is trust,” Davis said. “The officers need to trust the players and their families, and the players need to trust the officers so we can all say that we are on the same team.

“We discussed a lot of different programs and things that we can do. As soon as this virus is over, we’re going to get together and have an eye-to-eye and let everyone talk and speak from the heart, so we’re all starting on the same page. Starting in the local community is the quickest and most effective way for us to make a difference.”

Davis has also sat in on Zoom meetings that his players had to discuss social injustice.

“They are really stressing voting, and getting the word out how important it is to vote,” he said. “Making sure people know how to register to vote. If you want change, that’s really the only way to go about doing it, voting. The players would also have mentorships with kids in the community and make appearances with officers in schools, together, showing that they are on the same team and it’s not us versus them.”

Players are planning to make a stand against police violence before games — possibly taking a knee during the national anthem — and Davis is fine with that. He wasn’t for a long time, but that changed just before that Washington game in 2017.

Actually, it goes back to 1968.

“I was 13 years old then and there was a lot of social change going on in the Bay Area — we had Berkeley, Hells Angels, the Black Panthers, People’s Park, the war in Vietnam,” Davis said. “We had all that going on and it’s so remarkable to me the violence that was going on then and the protests and kids getting the shit kicked out of them. And then what was going on in Los Angeles and across the country in Black communities.

“And now, today, people think we are in a tough situation with Black Lives Matter and George Floyd,” he said. “When you look back at ’68, I think people have been actually pretty calm about what’s going on now. You think about it, has anything really changed in 50 years? There’s been progress, but certainly not enough.”

Davis admitted that he didn’t know what to make of Colin Kaepernick’s 2016 protests during the national anthem at first.

"My hero was Tommie Smith," Davis said. "Fist in the air. Strength. That was quite a statement. I didn't see strength in Colin kneeling, and there was some confusion at first over what he was kneeling for. A little bit before that Washington game, I had told the players that while I was the first person for social justice and the Raiders are the first team in the world for social justice, I would prefer that if you had something to say, you don't do it in a Raiders uniform. Because then you're speaking for all 53 players and everyone that works in this organization. And they may not all agree with you."

Davis asked them to speak out after games and said he would stand with them then if they wanted. He thought the message was well received but wasn't sure what the players would do. Then, two days before the game at Washington, President Donald Trump called NFL players who kneeled "sons of bitches."

"Certain things happened and the national climate changed. Things got hot and that clicked me back to 1968," Davis said. "I called in Derek (Carr) and Khalil (Mack) and told them that I can no longer ask them not to say something while you're in uniform. And that if they were going to say something, say it with class and pride and try and say it as a team. There won't be a fine."

While Davis gave his blessing, there was still a lot of debate and uneasiness in the locker room going into the game. Coach Jack Del Rio clearly sided with Trump that players should not protest during the anthem. Carr and Mack, meanwhile, were not polished leaders and did not pull off the unified front, as some players kneeled during the anthem, others stood and many sat on the benches with their arms interlocked.

"Everybody took a different path," Davis said.

Carr took a beating that game, as the listless Raiders were dominated, 27-10, and would go on to lose four straight games to erase a 2-0 start to the season. The rumors spread that the offensive linemen let Carr get hit over the differences of opinion over the pregame protest.

The players on the team all deny this, and most point to the offense falling apart under new coordinator Todd Downing, with former linebacker Del Rio and offensive line coach Mike Tice getting too involved in the play calling.

But there was definitely something hanging in the air in the locker room.

"People respected that Derek stood," former Raiders defensive lineman Mario Edwards Jr. told The Athletic's David Lombardi in 2018. "It's a free country. But people definitely had their feelings about it. We had a group of people that sat and a group of people that stood, and that's where it really started separating.

"And then some people started getting upset like, 'OK, if you're going to sit now, how about you start doing stuff to actually make a difference? Don't sit down just to sit down because it's cool, let's sit down to make a difference.' So then we started pointing fingers and it started going downhill from there."

Davis can't imagine that teammates let Carr get hit.

"I wasn't inside enough to know what was really going on, and I take the blame for that," Davis said. "And it killed our team for the rest of that year. It tore at the heart of our team. It was a total defeat — socially, on the field, everything. It was a disaster. Just a terrible night. And it was my fault, because I was at the top of the food chain."

(Del Rio was fired at the end of the season, after Davis finally succeeded in his long-time courtship to get Gruden to return for a second stint as Raiders coach.)

Davis has been more demonstrative this time around, trying to steer the organization's response to police violence.

"I have taken a lot of criticism over saying Black Lives Matter," Davis said. "I am not backing some Marxist organization, it's just a clean statement. Obviously, all lives matter, but where we're at right now, we have to make clear that Black lives matter because a part of our society needs to hear that after what's been going on. We have to stop police brutality.

"We have two pandemics this year, social justice and COVID virus."

When Davis visits his new baby, his favorite two things about the stadium are the grass field and the 85-foot Al Davis torch, honoring his late father.

"Those were the two must-haves," Davis said. "Non-negotiable. I give all the credit in the world to (Arizona Cardinals owner) Michael Bidwill for taking the risk to actually do a grass field in Arizona that grows outside and actually rolls into the stadium, and then all of the help that they gave us. They helped effectuate that for our stadium. ... Football should be played on grass."

Davis stresses that while Allegiant Stadium is multipurpose, it was made for football. "The sidelines are very tight and everybody is going to be right on top of the field," Davis said. "It's going to be exciting."

Fans have begun referring to Allegiant Stadium as "The Death Star" because some think it resembles the "Star Wars" space station, and Davis is over the moon about it.

"That's just spectacular," he said. "Disney is kind of excited that that name was attached to the stadium, as well. But that came from the fans. I love that."

While the Raiders won't announce the formation of a "Black Hole" fan section like there was in Oakland, it's already incubating. It will be in the end zone section that doesn't have a club area.

"If the fans want to consider that the Black Hole, they can absolutely do it," Davis said. "I don't try and tell fans what to do, I like organic. But it's very clear that that one end zone will be the Black Hole. A good amount of fans who were in that section in Oakland have bought seats in that section.

"That's part of our legacy."

There are roughly 9,000 fans from Oakland that have bought season tickets, Davis said.

"When I run into them when I am in the Bay Area, they tell me that it hurts that we left, but they understand why," Davis said. "Ninety percent are on a positive note. It's very heartening. The other 10 percent are very, very angry at me. But I am willing to talk to them and explain to them what the reasoning was. And for some, they were still mad after I tell them."

"I totally understand the passion and that they aren't forgiving."

Davis has always spent a lot of time talking to fans, often holding court in the lobby of the Napa Valley Marriott after training camp practices.

"Seeing what the A's are going through right now, knowing what a tough situation we were in," Davis said. "I wouldn't say getting a new stadium in Oakland was impossible, but it was pretty damn impossible. I think most of the fans understand that, and that's important to me."

Davis said the Raiders also have 8,000 fans coming from their other former home, Los Angeles, and he wonders what people are talking about when they say that the Raiders have lost the fever pitch that their fans had in Oakland.

"You hear people say that the crowd is going to be 50/50 with our fans and the opposing team's fans, but the only way the other team's fans get in is if our fans sell their tickets," Davis said. "Because they are all sold out. We have to win so that they don't sell their tickets, but I understand that if they can get \$2,000 a ticket for the Chiefs game or Tom Brady game."

"I think a lot of people try to kiss it off and say we sold all the tickets to the hotels or the brokers, and that's the farthest thing from the truth."

It sounds as if there will be no fans at Allegiant Stadium this season, but Davis thinks fans will be pleased with what they see on TV. He thinks his team is set up to win and is particularly excited about the first-round draft pick who reminds him of his late friend, Cliff Branch. And of his father, late owner Al Davis.

"Henry Ruggs was the player I wanted for the last six months," Davis said. "My dad was always trying to replace Cliff with so many different types of guys. ... Speed, speed, speed and we really got away from that the last five, six, seven years. We really didn't have anybody that could run. Nobody could run."

"I watched Henry Ruggs and his speed and quickness and his strength were pretty impressive. And then if you see his baseball highlights, my God. He made some nice tackles on interceptions and he'll block too. He is a complete player. I was just so thrilled that we drafted him. Maybe that's the piece that we haven't had that's Raiders football. You throw it deep the first play and the safety is worried the whole game."

Ruggs is potentially the one new starter on an offense that has its quarterback, offensive line, running backs, receivers and tight ends back from last season. That familiarity should bode well as teams had to shelve their offseason workouts and now the preseason games have been canceled.

"There was so much talk this offseason about other quarterbacks and things of that nature, and having Derek (Carr) come back and the continuity he brings with how little time that players have to work together is probably a positive thing," Davis said.

Davis thinks the life came back into the organization when Gruden came aboard, but more so when the Raiders beat Mack and the Bears in London last season. They had traded away Mack, the former defensive player of the year, before the 2018 season for no immediate return as they awaited the future draft picks in 2019 and 2020. The two first-rounders turned out to be running back Josh Jacobs and cornerback Damon Arnette.

"After that Bears game, people realized that we hadn't given away the ship with Khalil," Davis said. "We have such good young guys today. They are really working hard this offseason. And it's not the coolest weather."

The new practice facility has outdoor and indoor fields, and Davis said the only person more excited than the players is Gruden.

"He is really excited," Davis said. "The facility gives him an opportunity to do something he's never had the opportunity to do — having everything at his disposal as far as the film-editing and the technology, the rooms, just everything."

The Raiders will be having training camp at the facility starting next Tuesday, but Davis hopes to return to Napa next summer.

"I would like to continue to do it there," Davis said. "It is one of the most beautiful places in the world and gives us ties back to our Northern California roots. Southern California is another possibility, but I just think there is nothing better than Napa."

The Raiders have another year in their deal at Napa and Davis thinks extending it should go smoothly, though he senses other teams are "biting."

The ribbon-cutting and the official opening of Allegiant Stadium may get pushed back due to the pandemic, but Davis says he knows he will be holding back tears whenever it does happen.

"This would have been my dad's dream," Davis said. "He would have loved the stadium. It has that imposing Raiders touch to it. It looks like a Raiders stadium. I think he would be happy too about the facility in Henderson and the ability that it gives us to be a 21st-, 22nd-century team."

While his dad was always full speed ahead, Davis does look back and he said it's important to him that people know he did everything he could to make it work in Oakland.

"If I didn't try, I would have felt guilty," Davis said. "I gave it my best and I don't feel guilty one iota. I take a lot of blame for a lot of things where maybe I wasn't prepared or made a bad decision — everything is from the heart — but on the trying to get us a stadium in Oakland, I did everything I could. Then, at our last home game, they took an edited video and made it look like I didn't give a damn about the fans."

"I wanted to say that the city ran us out of town and was suing us, and the guy that runs the Coliseum was facing federal charges for inside dealing on the naming rights, but I didn't ... and it came out looking like I didn't care about the fans. When I think they are the best in the world."

Former Coliseum Authority executive director Scott McKibben was charged in January for alleged violations of state conflict-of-interest laws for seeking a \$50,000 fee in helping negotiate a stadium's naming rights.

“He backtracked on the deal he made us on the price of the lease, and he gets caught for taking a kickback, and I haven’t heard a word about it since,” Davis said. “The Bay Area is one of the most beautiful places in the world, and the politics are the most dysfunctional I have ever seen anywhere.”

Davis was also hurt when the NFL chose the Rams and Chargers over the Raiders to move to Los Angeles, but processed it quickly.

“I have lost games before,” Davis said. “That’s how I have learned to live my life — you lose on Sunday, you’re pissed about it, I go to P.F. Chang’s on Monday, I have lunch and then I am on to the next week. We got our ass kicked in LA, and we went back to Oakland with our tails between our legs. And then McKibben backtracked and tripled our lease, and it was total disrespect. It was like, how are we going to work with these people?”

“Vegas had been after us for years, but I told them I will only talk to you if Oakland and Los Angeles don’t happen. Losing the LA vote was probably the best thing that ever happened for us.”

And for Nevada football fans and workers.

“This stadium has been a great thing for the community,” Sisolak said. “It created an awful lot of jobs, which I am really, really proud of. Mark has been a great partner. There are only 32 cities that get to call themselves NFL cities and it’s an honor to be one of them for the people in Nevada.

“Mark has won a fan base already. He is extremely supportive of the community, he’s at every sporting event and charity event. He has donated to our schools. He has jumped in with both feet and he has certainly changed the landscape of Las Vegas and Nevada forever.”

General Manager Mike Mayock

LAS VEGAS REVIEW-JOURNAL

Man with the Plan: Raiders' GM Mike Mayock seeing vision through

By Adam Hill

September 9, 2020

Mike Mayock fondly remembers wandering the various playgrounds of West Philadelphia as a teenager in search of the best competition to test his mettle.

"You'd kind of hear where guys might be running that day and go find them," Mayock recalled during a phone call late in training camp. "I didn't care if it was Wiffle ball. Let's just go find a game."

It was that same search for competition that led him to leave behind a nearly two-decade run as a television analyst to serve as the general manager of the Raiders in December 2018.

Mayock employed the same passion and work ethic to his media job as he does to his front office gig with the Raiders, particularly his time spent as an NFL draft analyst.

It was a grueling process to prepare for the biggest three days of the year, but as soon as the draft broadcast wrapped, it was time to move on from all of the players he had spent so much time studying.

The son of a football coach wanted more skin in the game, as he describes it.

"When I was at NFL Network, I could prepare 10 months for the draft and feel really good about it afterwards, go out and have a beer and feel like you worked your tail off and did the best you could," he said. "But there's no connection to the individual players and the game, it's just a job well done."

That's not the case anymore. Now his meticulous research on every player coming out of college is put to the ultimate test. "You get to see these guys as more than just a commodity," he said. "You get to see them become fathers, husbands, brothers and men."

He also has to worry about trades, free agency, managing egos and the salary cap and making sure all those pieces work together when they take the field on game days.

"On Sunday afternoon for three-and-a-half hours, I'm ready to puke," the 62-year-old Boston College alum said. "That's what I missed. The butterflies, the nerves when every snap matters. That's what's been the cool thing for me is trying to build something different and special and on Sunday, you live and die by every snap."

A successful transition

It's a proving ground that sounds nightmarish, but Mayock insists he's a man living a dream.

"Everybody has a different definition of fun," he said. "My wife looks at me and just laughs. She's like, 'You've never had more fun in your life.' And she's right. At my age, to have the opportunity to do this, you kind of live and die a little bit every day because it means so much."

Not that he was unhappy with his prior professional life. After his brief playing career ended, Mayock went into commercial real estate and eventually broke into broadcasting.

He did a little bit of everything in television from sideline reporter in college football and the NCAA basketball tournament to calling games in the Canadian Football League to lead analyst on Notre Dame broadcasts.

It was the kind of versatility that once had him dreaming of being the first person to play in Major League Baseball, the NBA and the NFL when he was growing up.

Mayock was best known for his NFL draft analysis and had settled into that role, though there was always a sense he wanted to experience what was on the other side of the business. He knew it would have to be the right situation for it to work, however.

Mayock had been inside the facilities of just about every team in his time covering the NFL and the draft and had determined one of the biggest factors in the success or failure of a franchise was whether the coach and general manager were on the same page. He knew it was going to have to be the right fit if he were to move into the front office.

Finding right fit

Mayock found it with the Raiders and head coach Jon Gruden and it didn't take long to figure it out.

While they had crossed paths many times in their roles as broadcasters, their first meeting about taking the general manager job for the Raiders took place in late 2018 when Gruden was wrapping up the first season of his coaching comeback.

The group of five or six people at Gruden's house included owner Mark Davis, but soon only Mayock and Gruden were talking.

"It was the easiest conversation I ever had," Mayock recalls. "It happened organically. It was just topic to topic to topic about football and on most of them we were aligned. I think the most important thing was just kind of the vision for how to build this franchise."

In addition to the chemistry, Mayock liked that Gruden had a 10-year contract. It afforded the duo the opportunity to remake the roster according to their vision of how it should be done with the security of enough time to see the process through.

They wanted to focus on building through the draft and augmenting through free agency in areas where they believed they could invest in impact players.

It helped that Gruden had turned assets like Khalil Mack and Amari Cooper into draft capital and salary cap space.

So they were aligned on how to build a team, but Mayock has long said a key part of their shared vision was what type of players they wanted to bring in.

Mayock stressed to his scouting department the importance of evaluating a player and not just his measurables.

"I like smelling the grass," he said. "I want to be out there. I don't want to just know the results of the 40 and the vertical jump. I want to see them work out. I want to go to dinner with them. I want to get to know them. I tell my scouts all the time that we can all watch the tape, put the reports in and evaluate, but what makes that kid tick? What's important to him? The better we do at that, the better overall scouts we will be.

"We want guys with a passion for the game of football," he said.

Football first

Anyone who has been at the team's brand new facility in Henderson before sunrise knows how important football is to the faces of the front office. Mayock typically arrives around 5:30 a.m. He insists he's never beaten Gruden to work.

The two usually share a coffee around that time to discuss the agenda for the day and whatever big picture issues may be pertinent at the time.

Together, they have turned over almost the entire roster. They believe they are far more talented, stronger, faster and better than when they started. They are certainly younger.

Mayock has confidence in what they are building, but he knows it doesn't matter until it's put to the test on the field. As much credit as he got for the success of the rookie class he put together in his first draft, he's quick to point out his team went 7-9 in his first season as general manager.

So, has the vision he and Gruden had for building the roster started to take shape?

"The answer to the question is we're getting more and more of our guys in the building, we're competing at a higher level, but it remains to be seen whether that translates on the field or not, which is most important," he said.

"I think we're slowly seeing what we wanted, which was guys to come in and compete their tails off," he continued. "We want guys that love to compete, that don't shrink from competition. That's probably why you've seen some of the guys that we've drafted from big schools, used to playing in big games, an opportunity to watch them compete in that type of atmosphere. As Jon and I are sitting here contemplating cutting to a 53-man roster, we kind of take a step back and say it's a lot harder this year. We've got more guys competing. There's more talent."

It's time to put it to the test. But Mayock doesn't have to seek out that competition like he did when he was a kid.

His work will be graded every week, starting with a road game in Charlotte against the Panthers on Sept. 13.

DE Maxx Crosby

THE ATHLETIC

Now 18 months sober, the Raiders' Maxx Crosby opens up about his journey to the brink and back

By Vic Tafur

September 6, 2021

March 11, 2020, was the day that Maxx Crosby got sober. And it's a day the Raiders defensive end always knew had to come.

"I knew from the day that I started drinking that I wasn't like everybody else," Crosby said in a recent phone interview. "I couldn't just have one drink, and it was always a crutch for me. Through high school, through college ... and even when I got to the pros at first.

"I always knew I had a problem, but it got to a point where it started becoming unmanageable and things just got overwhelming for me. It was over the top, and I knew if I wanted to be the player that I wanted to be and the person that I wanted to be, it was something that I had to cut out of my life."

Crosby's teammates voted him a team captain last week, making him one of the two defensive players of the seven selected. If you have been around training camp, it's no surprise that Crosby and Yannick Ngakoue were picked because ever since Ngakoue showed up this spring, the two pass rushers have been pushing each other and teammates at practice.

Crosby, entering his third season, is in the best shape he's ever been in and is totally recovered from last season's broken hand and torn shoulder. Most importantly, he's the happiest he's ever been.

He took some time to talk about his journey to get here, as he closes in on 18 months sober from alcohol and drugs.

"It's been an awesome ride so far," Crosby said. "The first year of sobriety, for everybody, they say, is the hardest, and I know for me, mentally and physically, it was really tough. Getting through that and learning how to live a meaningful life taking care of myself and the people around me that I care about and love ... it was an uphill battle, and it's an everyday process, but life is getting better and better."

It started in March 2020 when Crosby went to Hollywood and checked into a rehabilitation center for a month. That same day, the Utah Jazz's Rudy Gobert tested positive for COVID-19 and the NBA suspended its season. Soon after, the rest of the sports world followed and much of society went into pandemic-related lockdowns.

"It's crazy, when I got there on March 11 ... that's when everything started shutting down because of COVID," Crosby said. "The NBA stopped their season and everything was put on lockdown, so it was kind of a blessing in disguise in a way.

"The whole world was put on lockdown, and it really gave me time to go take care of myself."

Walking into Grace Recovery Center was jarring and depressing at first, but Crosby knew he had to be there.

"I absolutely love those people," Crosby said.

He then transitioned to a sober living facility in Venice Beach, where he also trained to get ready for the 2020 season.

"I was there the entire offseason, really working on myself," Crosby said. "There were a lot of ups and downs, but I stayed the course. It was the best decision I ever made. It saved my life and it's a miracle what the (Alcoholics Anonymous) program has done for me and my family."

Crosby had wanted to put a year of sobriety under his belt before he told everybody, and some teammates were surprised to hear the news when Crosby told former teammate Will Compton about his sobriety on the "Bussin with the Boys" podcast in March.

"Will has a big platform and I thought it was a good idea to share my story so that it can help other people," Crosby said.

Crosby said he has a family history of alcohol addiction.

"I've had a lot of people close to me deal with it, and it's part of who I am," Crosby said.

Crosby also has a teammate in Darren Waller who has been very public about his addiction to opiates and alcohol and his recovery since he joined the Raiders in 2018. Crosby watched from afar on the other side of the locker room at first, and now he and Waller are close friends who attend rehab meetings together every Tuesday night.

"We were always cool, but we weren't really close before I got sober," Crosby said. "But just seeing him, I knew I could get sober. And I never thought that would happen, to be honest. ... I was just in a bad, bad space. But seeing him gave me hope.

"When I first got sober, I was like, 'Shit, if Darren can overcome what he did, I can do it. I can dedicate myself like he did.' I am about to be a year and a half sober, but it's still an everyday process. I am focused on the now, and having guys like Darren around me is so special to have that in the locker room."

It's not lost on Crosby that the Raiders have long been seen as the renegades of the NFL and the team has now moved to Las Vegas — Sin City — and ... two of its best players are drinking club soda and going to meetings every Tuesday night.

"Well, Darren and I have crazy-ass stories, at least," Crosby said, laughing. "But we can shed light on real-life situations and what we went through, and that can really help other people."

Special-teams coordinator and assistant head coach Rich Bisaccia also played a big part early on.

"He was FaceTiming me when I first got sober, and that was big," Crosby said. "He helped me a ton ... that was special. He says to find the three things that are most important to you, and obviously sobriety is at the top right next to football and my girlfriend, family and loved ones. Keep that circle small, and keep my priorities in the front, instead of the back."

For a guy like Crosby, who came out of Colleyville, Texas, with only one college scholarship offer and has always pushed himself, admitting that he wasn't strong enough to handle his over-drinking by himself — that he couldn't control the situation — was a big hurdle to get over.

"Any guy in AA will tell you, 'You can't do it alone.' That's a fact," Crosby said. "I tried to get sober multiple times in the past. I tried to do it by myself and white knuckle it, 'do it my way' and whatever, but eventually, it didn't work."

Crosby was, in fact, sober his entire last season at Eastern Michigan .. after getting in a drunk-driving accident leaving a party that spring.

"I wrecked my car and got arrested," Crosby said. "I knew I was going to face some kind of suspension. Coach (Chris) Creighton told me it was going to be a two-game suspension, but that second game was against Purdue ... that's a huge game. At Eastern Michigan, if you're playing a Big Ten team, that's a monstrous game. I was like, I cannot miss that game. And I was waiting for a couple of weeks to see what he was going to do. It was a scary time."

Creighton made Crosby a deal.

Crosby had to stay sober the entire season, get drug-tested and breathalyzed frequently, do a lot of community service and the suspension would only last the first game. If Crosby drank after any game or failed a test, he would be suspended again immediately.

Crosby was planning to enter the NFL Draft early after that junior season, so it was a no-brainer. And a white knuckler.

"He challenged me," Crosby said. "And I stayed sober and was able to get to the draft. Without that challenge, I don't know if I would be here today. Looking back on it, obviously, I went to the pros and had my struggles again, but a year and a half later, our relationship is so strong. (Creighton) always reaches out to me."

Crosby stayed sober for nine months without working a program, until he exhaled after getting picked by the Raiders and getting that first big paycheck.

"I was a pro," Crosby said. "Didn't have to go to class anymore, less responsibility and more money and you want to fit in with the guys. I started again and things got worse and worse."

During the draft process, the drunk-driving accident was the first thing Crosby was asked about by every prospective NFL team. And as he answered, Crosby thought to himself that he needed to address the problem with a full-fledged plan and program someday.

That day came a year later.

"The AA program, with the 12 steps and everything you have to do to truly heal yourself, is a different experience," Crosby said. "I could go on all day about it. The quote that stuck with me the most is, 'The one thing you have to change is everything.' The people around you, your daily routine, everything in my life had to change." Besides the support of his current and former coaches and teammates, Crosby also now has a team of counselors, AA members, mentors, sponsors and housemates from Grace and the transition center pulling for him and staying in touch.

"It's been an amazing journey," Crosby said.

ESPN.COM

Las Vegas Raiders DE Maxx Crosby says he's 18 months sober after stay in rehab last offseason

By Paul Gutierrez

August 27, 2021

HENDERSON, Nev. -- A week before the world shut down due to the COVID-19 pandemic in the spring of 2020, Maxx Crosby's world opened up.

That's when the Las Vegas Raiders defensive end began a month-long stay in rehab for alcoholism and is now nearing an 18-month milestone of being sober, on the cusp of the 2021 NFL season. In a wide-ranging interview with ESPN on Friday, Crosby detailed his fight for sobriety as he enters his third NFL season.

"It got to a point after my rookie year my life became unmanageable," Crosby said. "Alcohol, partying and all that s--- became too much of a distraction in my life. It became just overwhelming. I've always had issues with drinking and partying throughout high school and college. I've been able to slip by and get by, but it became too much for me and it's always been that one crutch.

"Alcoholism runs in my family and I'm an alcoholic. So, for me, I knew it was something that was always a crutch. I always knew I had a problem. I knew I couldn't just drink like everybody else. I got ahead of it. My first year of sobriety is always the hardest and that was last year. I had a lot of ups and downs. Mentally it was really tough for me. But going in, I'm almost a year-and-a-half sober now and life is great. I'm really enjoying every single day. I'm enjoying the work."

Crosby, who turned 24 on Aug. 22, was a Day 3 draft pick of the Raiders in 2019 out of Eastern Michigan, the No. 106 overall selection in the fourth round. He racked up 10 sacks as a rookie.

But it was in that offseason when Crosby decided he needed help.

"It was March 11 [2020], the day I got sober," he said. "I was living in Hollywood. Strolled out there and checked into rehab. ... And the whole world was put on shut down. I was there for a month and then I was able to just get myself right. And then after rehab, for that month I went to a sober living [facility] and I was staying out in Venice Beach all the way until training camp. I was literally in treatment like for the whole offseason.

"It was a big struggle but looking back on my journey, I know five years, 10 years down the road, I'll look back and be like, that was the biggest offseason of my life even though I was just trying to get my s--- together and just trying to stay above water. I know if I can make it through that s--- and get sober, I can do anything. It was special and I met some awesome people along the way."

Raiders owner Mark Davis said he was happy for Crosby.

"I think it's fantastic," Davis said. "Everybody has their demons. Obviously, he recognized he had a problem and he went out and fixed it. Recognizing it and wanting to fix it is the No. 1 way to get the help you need. And he did it."

Raiders coach Jon Gruden agreed.

"Maxx is an amazing man," Gruden told ESPN. "He realized he had a problem and he isolated himself and conquered it. He has incredible mental toughness and a desire to be great. He's a great inspiration for people to see what you can do if you're committed to following through."

Crosby said teammate Darren Waller, a Pro Bowl tight end, has also been open about his battle with addiction and they have become close friends.

"Here's a guy that was deep," Crosby said of Waller, "deep as hell and almost lost his life and he was able to come back and is now one of the best players in the league. For me, seeing a guy like that, that gave me hope. When I went off to rehab, I was terrified. I didn't know if I was able to do it. I couldn't imagine my life being sober. But today, the blessings that have come my way from being sober and doing the work and trusting in the people around me have been incredible.

"I'm living my real purpose and helping people out. ... The whole basis of AA is literally you can't do it alone. AA is a big family."

Crosby followed up his rookie breakout season with seven sacks last year and says after a year-plus of being sober, and re-dedicating himself to his health and fitness, he is primed for a good season.

"This offseason has been incredible," he said. "I've never been in this good a shape in my life. I've never been this dedicated. I've always been a hard worker as far as work ethic. ... I've taken it to a whole different level.

"I love being able to talk about it and share my story with other people and try to help other people out there going through what I've gone through."

FB Alec Ingold

NFL.COM

Raiders Walter Payton Man of the Year nominee Alec Ingold always striving to help 'one more kid' find a home

By Grant Gordon

December 30, 2020

Outlaws of the autumns, swashbuckling marauders of the gridiron, the Raiders are the league's bad guys by choice and design.

For Silver and Black fullback Alec Ingold, however, being the white hat among the wild bunch is a celebration of each of the endeavors in his life he's most passionate about: playing Raiders football and positively affecting his community.

"It's kinda cool. You get to put on a helmet and shoulder pads, you get to be the outlaw, you get to be a bully. You get to be with a bunch of guys that love playing football," Ingold says. "[You get to be part of] that whole aura on Sundays. And then Tuesday you can go out and help a community and see a spark in a kid's eyes. It is cool doing both of those things."

As the Las Vegas Raiders' nominee for the 2020 Walter Payton Man of the Year, Ingold has devoted his time and energy to fundraising for and serving nutritious meals to those who need them most, supporting the Special Olympics and spreading awareness about the need and importance for foster and adoptive families. He's done it all while blocking for Raiders quarterback Derek Carr and paving the way for running back Josh Jacobs' 1,000-yard season.

Among the 32 nominees, Ingold, in just his second NFL season, is the least experienced among the field. No player has ever won the award in their first three seasons, according to NFL Research, and Ingold has an opportunity to do it in Year 2.

"It means the world to me," Ingold says of the nomination. "It wasn't really on my radar. As a young guy, my second year and I was undrafted last year. So, to kinda receive that respect among the guys in your facility, in your organization, was pretty surreal."

It's all the more surreal as Ingold is the only fullback in the field of nominees and having a trying year on the field, though it's been one in which he's carried on no matter the obstacles.

Slowed by busted ribs sustained in early November, Ingold was relegated to sleeping on the couch for a few weeks. That was, for a time, where his daily routine began. Early to wake to get additional treatment, to get his body warmed up for the grind of practices, the 24-year-old hasn't missed a game. Perhaps more inspiring, though, is that it hasn't slowed Ingold off the field.

"Learning how to deal with adversity and still being able to impact a community is amazing," Ingold says.

Though the honor was unexpected for Ingold, it was an aspiration all the same.

Given annually, the Walter Payton NFL Man of the Year Award is recognized as the league's most prestigious honor and recognizes NFL players "for outstanding community service activities off the field, as well as excellence on the field."

Striving to become part of the prestigious class of honorees was something that came into view roughly a year ago when Ingold accompanied Jacobs to Miami ahead of the Super Bowl.

"I remember going to the Super Bowl with Josh, the NFL Honors show," Ingold says. "He was up for Rookie of the Year and he brought me, so [I had a chance] to kinda experience everything. It was our rookie year together. To see [2019 Walter Payton Man of the Year] Calais Campbell speak last year. You know you get a little taste of everything at the Super Bowl, right? You get the advertisement, endorsement stuff. You get the radio-side of things. And then, you get the NFL Honors show.

"When Calais talked, that was like, 'That's what I want to do. That's the impact I want to have – moving forward for the rest of my life.' After seeing all that, trying everything, to have that speech, that moment kind of be like that's what I want to do down the road, I was expecting to kinda have this long-term goal. And for that nomination to be happening this year is kind of surreal for me."

Giving of his time and efforts off the field didn't emanate from Miami, though. It's something that's been with Ingold for quite some time – all the way back to growing up in Green Bay, Wisconsin.

Always quick to point out and appreciate the efforts of a support staff that includes his marketing and community relations teams, it's always begun with his parents – mother Chris and father Pat.

"I think it really starts with my parents. Being adopted, understanding how important that support system was for me, how I was raised," Ingold says. "My parents mean the world to me and the way they raised me growing up, I always knew it was about helping the person next to you. Whether that's on the football field being accountable, being a good teammate or in the community, having a platform to give back. It really starts with them. That whole adoption thing is huge for me. I feel like that gives me a sense of, 'I'm on this planet to do something.' There's that divine intervention of 'I'm here for a reason.' I'm gonna do everything I can to impact the people around me because that's what my parents did for me. They gave me the best opportunity possible to live out my dreams. That's kind of where I got that from and that's where the support toward Raise the Future AdoptUSKids, the national spokesperson-type thing kind of parlays into that."

Ahead of Election Day, Ingold was active in a "Get Out and Vote" campaign and he offered his support to Special Olympics competitors from Nevada and California by way of a "Virtual Fall Sports & Fitness" workout. In Las Vegas, Ingold aided the Three-Square Food Bank's Coronavirus Emergency Food Fund in providing 31,000 healthy meals for kids, veterans and furloughed workers and he also served meals to first- and second-graders at Jack Dailey Elementary. But it's adoption and AdoptUSKids that beckons him above all and what he's chosen as the charity that will receive an NFL donation in his name as a result of Ingold's MOTY nomination.

"I just hope people talk about how important adoption is," Ingold says. "It changed my life. I'm a living testimony of someone who was adopted and was given a great opportunity to live my best life because I had a great adopted family. I just hope that having those conversations helps one more family, helps one more kid find that home."

Able to find a home long ago, Ingold's now aiming to do the same for others.

Ingold is now a Las Vegas fullback, but was once a Green Bay kid who was able to listen to Packers such as Ahman Green, William Henderson, Randall Cobb, Brett Favre and Aaron Rodgers speak and give back to their community.

"I was that wide-eyed kid," Ingold says. "That meant the world to me, just seeing them.

"Those people kind of shaped my life growing up. And I know that's kind of the impact people can have in the NFL, just by smiling, by shaking someone's hand, by having conversation."

Among the Silver and Black's storied brutes and bandits, a once-wide-eyed kid has emerged as one of the NFL's 32 best men.

THE ATHLETIC

Adopted as a child, Raiders' Alec Ingold wants to help unite other families

By Tashan Reed

July 20, 2020

For Raiders fullback Alec Ingold, there was no mystery as a child to the fact that he was adopted. He's biracial, Black and White, while his mom, Chris, dad, Pat, and sister, Sydnie, are White.

"Growing up that way, it was never a big secret or anything," Ingold said. "I was pretty comfortable with it by a very young age. I love my parents. It's mom and dad and it's nothing different, but at the same time, I always knew I looked different than the rest of my family. I never really had identity issues with that, but it was always there."

Regardless, there were some tough moments. It would hit him late at night while he was alone in bed that he didn't have a relationship with anyone whom he was related to by blood. He didn't have the same biological connection that all his friends and most others enjoyed.

Ingold eventually adjusted, which was made easier because of how he was raised in Green Bay, Wis. He never had an issue in the community related to his race and his parents emphasized the importance of knowing who he is as a human being before he even considered his skin color. He also forged a strong relationship with Sydnie and had an expansive network of friends that welcomed him.

Green Bay also sparked his love for football. His Sundays were built around two things: church and the Packers. The players were his superheroes and drove him to pursue the career he has today.

"It was about as picture perfect as you could imagine," Ingold said. "I just realized how fortunate I was to be placed in that family that was going to love me so much unconditionally and support me through everything I've been through."

Ingold, 24, has spoken to his parents and sister through text messages, phone calls and FaceTime calls multiple times a week since relocating to Las Vegas in mid-March. While he doesn't know his biological father, he's had contact with his biological mother. The Ingolds are tight-knit and genuinely love and care about one another. That sustained bond was the driving force behind his decision to partner with AdoptUSKids on July 14.

"I know for a fact that there's kids out there going through the same things I'm going through," Ingold said. "Whether they were adopted early or have recently been adopted, you have that self-realization that can be a little bit of a struggle sometimes."

AdoptUSKids is a nonprofit national project that works to help children and teenagers in foster care get adopted by "safe, loving, permanent" families. It simultaneously educates families about foster care and adoption while providing child welfare professionals with information and support.

Additionally, it maintains the lone federally funded photo listing service used to connect waiting children with families in the country.

Through his partnership with the project, Ingold has become a part of its mission to raise public awareness about the need for foster and adoptive families and assists states, territories and tribes in recruiting, engaging, developing and supporting foster and adoptive families.

In the wake of the COVID-19 pandemic and the ongoing social justice movement surrounding the recent deaths of Black people at the hands of law enforcement, Ingold felt moved to use his platform. That's when he came upon AdoptUSKids, which he hopes others will use to do the same.

"I'm just hoping to speak to both sides: The kids that are in foster care right now and the kids that have been adopted, but also the prospective families," Ingold said. "That support system and that communication, everyone's life can improve from that. I just hope I can be an example for some kids going through tough times and help them understand that you can reach out and trust family members that aren't blood related. They can be your best friends. They can be more than you can even imagine."

"My family means the world to me. There's a lot of kids out there right now searching for that. Hopefully, being an NFL football player and opening up in that light will be able to show them that there's really so many opportunities and blessings that come with being a part of a family like that."

Ingold, who graduated from Wisconsin in 2019 with a personal finance degree, doubled down on his good deed by speaking to a group of Las Vegas high school students through the UNLV Young Executive Scholars Hospitality & Tourism Program, a four-week summer program targeting under-resourced youth in the Clark County School District. Ingold talked about his life and journey and stressed the importance of financial literacy.

"I'm trying to speak to as many kids that'll listen to try and give them some insight on what I've learned throughout my life," Ingold said. "Las Vegas is a community that's definitely going to be one and the same with the Raiders. Me and a lot of other teammates are trying to speak to the community about topics that are near and dear to our hearts so that we can create this relationship."

Ingold has also remained active physically, whether it's running in random parks or participating in the Raiders' unofficial 30-player workouts in Las Vegas. It's not convenient, but it's nothing compared to the adversity that he experienced early in life. He wants to be consistently accountable and reliable in his second season, so he's got to keep putting the work in. Dozens of other Raiders players have followed suit.

"I'm proud of working hard when things are tough," Ingold said. "A lot of guys that have moved out here, we've kind of found our rhythm and what it takes to work together. It's definitely bringing us together on the team, no doubt, with the move and the pandemic and an unknown season."

Ingold's involvement in the community in the meantime isn't a front. His desire to help others stems from how Chris and Pat helped him as a child.

"I've been blessed with the decisions people made to step out of their comfort zone and make that adoption decision from my biological parents to my (adoptive) parents," Ingold said. "There's so much in this world that we can offer one another. Any difficulties or adversity that I've been through, I'm going to try and share it with others so that they can get through their own adversities. If it's relatable, great. If they can take one thing away from whenever I'm speaking, awesome. But at the end of the day, it's just opening my heart up and letting people do what they need with it.

"Hopefully, we can all be better because of it."

RB Josh Jacobs

ESPN.COM

Josh Jacobs is the Las Vegas Raiders' 'angry runner,' on his way to NFL superstardom

By David Fleming

September 21, 2020

THE CENTERPIECE OF the Las Vegas Raiders' Allegiant Stadium is the 95-foot Al Davis Memorial Torch. Built out of carbon fiber and aluminum and billed as the largest 3D-printed object in the world, the urinal-shaped cauldron doesn't feature an actual flame. Encircled by a bar, like all serious monuments, it instead blows a mixture of hot air and lasers to simulate flames in front of the \$1.9 billion stadium's lanai-style peep show doors that open to expose the Strip. The rest of the building is adorned with a similar kind of classic Vegas casino-style art meant to assimilate the Raiders into the culture of their new hometown. The works include an Area 51 alien sporting Raiders merch and one particularly riveting piece featuring Baby Carlos of "The Hangover" sporting a Raiders beanie. There's a mural of Raiders greats and a series of ayahuasca-fever-dream-inspired murals by local artist Michael Godard that reimagine Marilyn Monroe as a Raiderette, Wayne Newton as a Silver and Black quarterback and Elvis Presley as a Raiders running back.

And just in case there's any question as to just how impossibly high the expectations are for the Raiders' inaugural season in Vegas, one of the few other locals deemed worthy of a King-sized portrait inside Allegiant is Raiders running back Josh Jacobs, whose picture towers above what seems like a mile of white marble near the corner suites on the 200 level of the stadium. "Very surreal and humbling," Jacobs says about his portrait. Taken 24th overall out of Alabama in last year's draft, Jacobs set the franchise record for rookie rushing yards (1,150) and led the NFL in missed tackles (70), all while playing most of the season with a broken shoulder. Now the writing is quite literally on the wall for him and the 2020 Raiders.

In a Week 1 win against Carolina, Jacobs responded to the expectations by scoring three touchdowns and breaking 10 more tackles on his way to 139 all-purpose yards. It was a performance so explosive and dominant, yet somehow so effortless and smooth, that it drew comparisons to yet another GOAT. "That was a little bit like Walter Payton used to play," says coach Jon Gruden. "Josh is special. He deserves some national attention, and I hope you give it to him."

Jacobs is one of the most compelling success stories in the NFL and, pound for pound, one of the game's most physical young runners, and Gruden and the Raiders are now counting on him to develop into the kind of dynamic all-around talent worthy of becoming the national face of the franchise, or, in Vegas vernacular, the town's first Chairman of the Scoreboard. "Josh is going to be a superstar," says Raiders fullback Alec Ingold. "There's a really, really unique opportunity that none of us will probably ever get in our lifetimes again of setting the foundation and the identity for what the first Las Vegas Raiders teams will be. And in a lot of ways, that's the responsibility Josh has taken on. He really makes this offense run, and he sets the tone for what this franchise is going to be in our new home." Even with the questionable decor choices, the Raiders' new home base, which makes its debut on Monday Night Football against the New Orleans Saints (8:15 p.m. ET on ESPN), is nothing short of spectacular.

The expansive locker room, featuring long club-style ceiling lights crisscrossing above the center of the room, feels like something befitting of Marshmello, not Maxx Crosby -- although there are already nine other clubs inside the stadium, including one so close to the north end zone that Gruden could easily signal its bouncers to break up any potential Hail Marys. "This is our field of dreams," says owner Mark Davis. "This is our house."

For Jacobs, though, it was only the second-best dream house reveal of the offseason. In January, he bought his father, Marty, a house in Oklahoma, creating a fairy-tale ending to a well-documented journey that began 10 years ago on the streets of north Tulsa inside the family's red Chevy Suburban. When Josh was in middle school, he and his four siblings and Marty were homeless for several weeks. After their parents' divorce, Josh and his siblings initially stayed with their mother, Lachelle. Josh says they argued frequently, however, especially over what he says was Lachelle's misuse of child support money. Eventually Marty was granted custody of his kids, just as he found himself between apartments and jobs. It's an all-too-common scenario experienced by many of the nearly 60,000 families in the U.S. that are homeless on any given night, especially during the COVID-19 pandemic.

The Jacobses crashed with friends and in motels as long as they could until they were forced to sleep in the Suburban in a section of town where Josh had been shot at as a teenager. "I wouldn't change how I grew up for nothing because it made me who I am today," Jacobs says. "Nobody can tell me that something isn't possible, and I've got so many other dreams I want to achieve, starting with a championship, so I'm still grinding in every aspect of life."

To this day, Jacobs vividly recalls -- in a way that suggests the experience is never far from his thoughts -- that his father would often go without food, waving it away and pretending not to be hungry, so his children would have fuller bellies. Marty would often go without sleep as well, standing guard in the front seat with a gun resting in his lap, his eyes bloodshot from exhaustion and stress. Ten years later, after the surprise gift from Josh, when Marty's eyes were watering again, this time he was leaning against the black-and-gray granite countertops inside his immaculate new kitchen as giggles from grandchildren echoed throughout his spacious new home.

Standing next to him, and close to tears as well, was a former homeless teenager turned NFL running back who has now christened new homes for both his father and his franchise. "The kids that warm your heart as a coach are the ones who were not given anything and had to earn everything," says former Alabama offensive coordinator Mike Locksley, now the head coach at Maryland. "I saw Josh, going from homeless to buying his dad a house, and it's especially heartwarming when the reason you got into this business is to change people's lives with this brown football."

To help his kids process their emotions throughout their childhood, Marty encouraged them to express their feelings through poetry and art. Josh responded by drawing a picture of his dad valiantly fighting off a series of monsters. To this day, Josh attacks most carries on the football field in the same fashion: as an opportunity to slay some monsters, or at least run them over. Throughout his career, despite his relatively small stature (5-foot-10, 212 pounds), Jacobs has left in his wake a breathtakingly violent, "Jackass"-esque compilation of cartoonishly destroyed would-be tacklers. Just ask the Panthers.

Against Carolina, an astonishing 87% of Jacobs' 93 yards rushing came after contact. "There's no doubt he is an angry runner," says Locksley, who now coaches Josh's younger brother, Isaiah. "It's a chip on his shoulder, angry at the world, here I am a kid that spent time being homeless, not heavily recruited out of high school, then, at Bama, not being the focal point of the offense. Every time he touches the ball, he runs as if he may not get the ball again."

In 2015, as an unknown Wildcat quarterback at McLain High School in Tulsa, Jacobs was putting up truly unbelievable numbers. His stats were so off-the-charts ridiculous, in fact, that a skeptical reporter called McLain's athletic director and accused football coach Jarvis Payne of padding Jacobs' stats. It's a frequently recurring accusation in Jacobs' life. "The more you get to know him," Ingold says, "the more he does seem too good to be true almost." Jacobs' high school stats had to be doctored. How could a no-star, injury-prone kid suddenly average 300 rushing yards a game?

"Well, come to our next game and see for yourself," Payne growled into the phone. Just before kickoff against Cascia Hall Prep, Payne went to Jacobs' locker and dropped the details of the phone call. "After that I felt kind of sorry for that team," Payne says. "Josh took everything out on them."

The stats in question were, in fact, way off. Instead of a measly 300 yards, Jacobs ended up with 455 on 22 carries. And it would have been north of 600 if several big runs hadn't been called back. After a breathtaking display of speed, power, elusiveness and, well, controlled rage, on Jacobs' sixth and final TD, a clear path to the end zone emerged. Instead, and in what would become his signature move as a running back, Jacobs lowered his shoulder and bulldozed a defensive back who was left straddling the goal line like a Dali timepiece. "Poor kid," Payne says. "Josh could have easily sidestepped him and walked into the end zone, but he chose to run him directly over. I've seen a lot of talented kids, but that level of anger and tenacity? Very few are built like that. Josh needed to prove a point to the world. And that kid was in his way."

Several weeks later, when former Alabama and current New York Giants assistant coach Burton Burns sat down to watch McLain's highly ranked basketball team's practice, Jacobs took the ball end to end, effortlessly gliding around defenders before finishing with so much power to the basket that his forearm ended up above the rim. Burns got up and sprinted to his car like he was about to get towed, and after a frantic call to Nick Saban, Jacobs was bound for Tuscaloosa. "I see it in him, that extra hunger, that inner spark and inner sense of drive that is not typical unless you've been in those shoes," says Arash Ghafoori, the executive director at the Nevada Partnership for Homeless Youth, which runs a drop-in center just a few miles from Allegiant Stadium. "I see it over and over: The experience of being homeless doesn't beat these kids; they beat the experience, and then that resiliency becomes part of their DNA."

After splitting time in Saban's talent-rich backfield, Jacobs burst onto the scene during Bama's 2018 run to the title game. When an Auburn cornerback attempted to tackle Jacobs in the open field, the defender eventually came to rest on his head, with the rest of his body facing the wrong way, a full 7 yards downfield. A few weeks later in the national semifinal, Jacobs road-graded an Oklahoma safety on his way to pay dirt. Jacobs' personal favorite came next, in the title game, when he pancaked a 280-pound Clemson defensive end, then flexed over his massive, prostrate body. "He was a lot bigger than me, so I was supposed to lose that battle," Jacobs says. "So I put him in the ground and then, yeah, I flexed on him. Honestly, yeah, it feels good."

Jacobs' signature as a runner (and blocker) is the way he is somehow able to crystallize his physical gifts and the residual anger, fear and intense drive (along with even the tiniest perceived slight from an opponent, à la Michael Jordan) into a force that, when transferred into the body of would-be tacklers, often leaves them several yards downfield looking as if they've just been ejected from a mechanical bull.

Last season, in a Week 7 matchup at Lambeau Field, Packers safety Adrian Amos stepped in front of Jacobs at the 22. Amos, who made the unforgivable mistake of getting too much attention for being one of the highest-paid safeties in the game, returned to earth somewhere around the 26. For starters, Jacobs believes in the age-old runner's argument that operating at anything less than full speed is far more dangerous. "That's when injuries happen," he says, "when you're going through the motions." And he insists he could have easily made Amos miss -- if he'd wanted to. But Jacobs' uber-violence is more about inspiring his teammates and dictating the chess game in the trenches. After he runs over a tackler or two, the entire Raiders offense operates on a different plane, while the defenders, obsessed with delivering a huge payback blow, are overextended and off balance. "Then I'm gonna juke 'em and make them look stupid," Jacobs says. "So it's all a mind game."

Two plays later, in fact, Jacobs reeled off a 42-yard run to set up the Raiders' first score. But the damage had been done. This wasn't Cascia Hall Prep. The showdown with Amos had left Jacobs with a fractured right shoulder. "It hurt," Jacobs confesses. "But that's football." In a feat that seems nearly superhuman given the pain involved and the relentless pounding delivered to a running back's shoulder, Jacobs valiantly continued to play -- and play well -- for the next five weeks. Although pain-killing injections deserve some of the credit, playing through the injury earned Jacobs the kind of universal locker room respect and stature that usually takes younger players years to acquire. "That's another weight that Josh has to carry is that he's the focal point of this offense and also this team's identity," Ingold says. "So when you say he runs with all that anger and he runs people over even when he doesn't have to, it's not just Josh, it's the Raiders. He has to set the standard for the rest of us."

Over time, though, Jacobs' shoulder deteriorated to the point that he missed three of Oakland's final four games, and the Raiders faded from playoff contention, finishing 7-9. It was the franchise's 15th non-winning season in the past 16 years. When the doctors finally forced him to sit out, Jacobs was sobbing so hard his entire body was shaking inside his locker. He felt lost again, unmoored. His calling card as a runner had become his kryptonite. And with his life off the field near perfect, moving forward he would have to learn to run with purpose instead of anger.

As crazy as it sounds for someone who dealt with homelessness as a child, the toughest challenge of Jacobs' life was still ahead of him: adapting and surviving in a league in which most running backs are battered and broken and discarded before they hit 30. (Case in point: Leonard Fournette, the No. 4 pick in the 2017 draft, was cut in camp by the hapless Jaguars before signing with Tampa Bay.)

Sometimes, Jacobs learned, the actual work begins after all your dreams come true. "I'm gonna be one of those guys who walks away with my body intact," Jacobs insists. "I'm not gonna be one of those guys who plays until he's 35 and all of that. I plan on leaving on my terms. And my running style? Not only does that come from my life, it comes from people trying to confine me and put me in some kind of box, like 'You're this kind of runner, you're that type of runner.'"

Jacobs' shoulder injury opened the door for Cardinals quarterback Kyler Murray to win 2019 Rookie of the Year honors. Jacobs, who finished third in the NFL with 88.5 yards per game, would award himself only a B for his rookie season. Rather than bask in his success and the realization of a lifelong dream of buying his dad a house, after the season Jacobs went to Gruden and, instead of a pat on the back, asked for a shove.

Chucky was, of course, more than happy to oblige.

"He's got to stay healthy," Gruden says. "We need our feature back down the stretch. We were in a playoff stretch last year and didn't have him. He's got to stay wire-to-wire healthy, and we have to get more out of him in the passing game, more on the field on third downs. He had a great year last year, and we expect more from him this year."

Gruden's message seems to have gotten through -- a little. On the fourth day of camp, Jacobs caught a pass in the flat and began to lower his shoulder preparing to steamroll then-teammate Damarious Randall, only to pull up at the last second to smartly avoid a collision. It was a sign, however small, that Jacobs has begun to manage those cravings for contact and run with focus instead of fury. Of course, after the play, Jacobs barked, "Boom! I just retired you" just to remind everyone that the détente was a temporary courtesy, and only for teammates.

To further reduce Jacobs' wear and tear and increase his production -- as well as his Q-rating -- Gruden plans to get him much more involved in the passing game. The goal is to increase his 20 catches in 2019 to 60 this season. His four catches in the opener put him on pace for 64. If he stays on that pace and gains another 1,000 yards on the ground, that combo would put Jacobs in rare company, alongside versatile All-Pro-level backs such as Christian McCaffrey and Ezekiel Elliott.

It's a skill set Jacobs has been developing for years. Back in Tulsa, before his senior season at McLain, when Payne realized Jacobs had a better arm than any of his quarterbacks, the coach (and robotics teacher) recircuited his entire offense and moved Jacobs to Wildcat quarterback. The improvement was instant. "And ridiculous," Payne says. "Like watching a human highlight film." For good measure, Jacobs also started at safety and even found time to contribute on special teams and pitch in with some game strategy consulting.

In 2015, in a late-season game with playoff implications, McLain had the ball at the 30 with the score tied and time about to run out. McLain hadn't kicked a field goal all season, so Payne had already begun making plans for overtime when, instead of taking a knee, his quarterback called timeout and trotted to the sideline. "Hey, Coach, let's kick it," Jacobs said. "I've been watching our kicker and working with him -- he can make it." Payne huddled the team together and drew up a makeshift field goal formation using Jacobs as a decoy. Thinking it had to be a trick play, the defense didn't bother to rush the kicker. "He lines up, takes his time and kicks the most perfect 30-yard field goal you will ever see in your life," Payne says. "Josh brings out the best in everyone, even the kickers, even the coaches."

At Bama, to get Jacobs more opportunities while sharing time on a roster loaded with future NFL playmakers, Locksley used him as a back, as a slot receiver, on pass protection, on special teams and even at quarterback. "And he was good at everything," the coach says. "As an offensive coordinator, he's just one of those rare chess pieces. I call him Swiss Army Knife because he's just so multifaceted."

It's a trait that applies to Jacobs' entire life. Wanting to expand his interests off the field, this summer Jacobs met with several businessmen and entrepreneurs who, he says, always had the same response: "Are you sure you're only 22?" Teammates swear he can hit 15 3-pointers in a row on a basketball court. On his first carry in camp, after nearly falling on his face, Jacobs put one hand on the ground, caught his balance and blew through the Raiders' defense. "We all just looked at each other like, 'Oh my god,'" Ingold says. "The first time you see his kind of power and acceleration, it's like watching a new Ferrari leave the shop."

A few days later, when Raiders back Jalen Richard visited Jacobs' home outside of Vegas, Jacobs was playing piano and preparing chicken and shrimp fried rice from scratch. "So what can't you do?" Richard said with a laugh.

Before the Raiders had even completed their move to Vegas, Jacobs had already worked with the Nevada governor and attorney general to produce child ID kits to prevent human trafficking in a region with the country's highest rates of youth homelessness. Just before the 2019 draft, when it looked as if Jacobs was headed to Las Vegas, a die-hard Raiders fan and volunteer at the Nevada Partnership for Homeless Youth emailed Ghafoori, the NPHY director. The Raiders are going to have someone on their team who could have literally been one of your kids at NPHY, the email said. "I looked Josh up and read his story and I got goose bumps," Ghafoori says. "The Raiders have their own unique history in terms of having multiple homes. ... The Raiders could make a huge impact in Nevada, and Josh could be our biggest game-changer."

Ultimately it will be up to Gruden whether Jacobs has a similar impact on the Raiders franchise. When it comes to incorporating running backs into the passing game, many NFL schemes still operate like nickel slots at the Flamingo: low risk, low reward. Even in today's pass-happy NFL, contributing in the passing game for running backs mostly means serving as a safety valve checkdown for quarterbacks. (The Giants are constantly neutralizing Saquon Barkley this way.)

Dumping the ball off on simple flare-outs, rub routes and shallow crosses to a dynamic talent like Jacobs is essentially a gift to defenses, reducing his power and impact by forcing him to move horizontally and allowing the sideline to become a 12th defender instead of attacking defenses vertically and capitalizing on the constant mismatches Jacobs' skill set creates.

Instead, the model for the Raiders should be McCaffery, who, like Jacobs, played multiple positions in high school and lined up 100 times as a slot receiver during his rookie season. That dual threat, in turn, prevents defenses from loading up the box to stop the run. In the opener, Jacobs and McCaffery led their teams with 139 and 135 yards from scrimmage, respectively. (Don't be surprised, by the way, if Gruden also uses Jacobs under center. "I'm not gonna sit here and tell you he's Jim Plunkett," Locksley says, "but Josh is definitely skilled enough to throw the ball.")

So it's a hopeful sign that when asked about his offseason training focus, Jacobs sounds more like a receiver geek than a running back. Former NFL running back and current Raiders wide receivers coach Edgar Bennett constantly fed Jacobs film cut-ups on the art of receiving. One day Jacobs would watch film on disciplined route stems to prevent telegraphing his routes, the next he'd study release techniques for press coverage or how to read body language and create leverage to attack defensive backs downfield. Jacobs even dove into "stacking" -- an advanced technique to manipulate defensive backs in the deep passing game.

If there was any doubt Jacobs had truly upgraded his route-running and receiving game, it ended in Carolina when he vaporized linebacker Shaq Thompson with a surgical cut up the seam for a 29-yard catch. It was one of a dozen highlights in an all-around performance that Jacobs says is just a glimpse of what he plans to unveil in 2020. "In college and high school, I played everything, so it's just about getting back to that," Jacobs says. "I don't want to be known as just a good runner. I'm more than that. I didn't do enough last year, and I left a lot of yards on the table. This year is going to be different for me. I'm going to become a complete player and take my game to the next level."

Tonight, with the national spotlight focused on Allegiant Stadium, the 2020 Raiders and their franchise back, as the previous King of Vegas once said: It's now or never.

TE Darren Waller

LAS VEGAS SUN

RAIDERS TIGHT END DARREN WALLER HAS EMERGED FROM A DARK PLACE TO BECOME LAS VEGAS' FIRST NFL SUPERSTAR

By Case Keefer

September 9, 2020

Darren Waller peeks through the rolling glass garage doors at the back end of the Raiders' Henderson headquarters between weightlifting sets to watch his teammates' training camp practice session.

Maintaining his usual straight face, the Pro Bowl tight end exudes a calm that stands in stark contrast to the panic regarding his status that's been spreading among the Raiders' fanbase. Waller isn't injured, just experiencing some minor, undisclosed "discomfort," so Las Vegas' coaching staff has given him a 10-day break from practice during a grueling stretch in August.

Waller initially didn't like the idea but came around to understanding.

"It was frustrating, because I always want to be out there working. [In] 2019, I don't think I missed a practice, and [in] 2020, I only missed a couple, so I want to be out there," Waller says after returning to practice. "But at the same time, maybe I do need to sit still a little bit, because it's a long season."

The ultra-cautious, rest-over-reps approach the Raiders have employed with the 28-year-old going into the 2021 season is hardly unprecedented in the NFL. It's usually reserved for the league's best players, a category in which Waller now undoubtedly belongs after monster years in each of his first two full seasons with the Raiders.

Waller broke out in 2019 with 90 receptions for 1,145 yards and three touchdowns, then proved he was no one-year wonder by topping those figures in the team's first year in Las Vegas. The speedy, 6-foot-6, 255-pound force became the undisputed focal point of the Raiders' offense in 2020, pulling in a franchise record 107 receptions for 1,196 yards and nine touchdowns.

The organization seems even more committed to him going into the 2021 season after allowing the team's second-leading receiver, Nelson Agholor, to walk in free agency without making any significant upgrades in that area. That's largely because the Raiders' brain trust trusts so completely in Waller.

"I've never been around a guy that is that unselfish, that talented, that versatile and that complete," Raiders coach Jon Gruden said in a news conference during training camp. "We've got to continue to build around him. We've got to get some of our young receivers to take pressure off of him. We've put some more things in our playbook. We are going to be a lot more demanding of Waller going forward." Waller ranked No. 35 in the NFL's annual player-voted Top 100 list going into this season. His coaches and teammates would surely argue that wasn't high enough, and they might have a point.

Alongside fellow standouts Travis Kelce (Kansas City) and George Kittle (San Francisco), Waller is helping to redefine the tight end position in the modern NFL. Among that trio of consensus top tight ends, Waller also stands out as the unlikeliest success story, considering where he was as recently as three years ago.

The Raiders signed Waller off of Baltimore's practice squad in late 2018 to end a rocky four-year tenure with the Ravens, who selected him in the sixth round of the 2015 NFL Draft out of Georgia Tech.

Las Vegas quarterback Derek Carr recalled thinking, "How did we get this guy?" as soon as Waller showed up.

"I remember throwing him his first route at practice. I threw it 10 feet behind him and was like, 'Oh, wow, this guy can run!'" Carr recalled at the end of last season. "From then on, it was a beautiful thing with not only on-the-field chemistry but off the field. He told me his story and what he had been through."

Waller was an addict, developing a drug habit that included opioid pills and cocaine, dating back to his days as a prep football star in suburban Atlanta. It nearly cost him his career, if not his life.

After being suspended for the entire 2017 NFL season for repeated violations of the NFL's substance abuse policy, Waller overdosed on opioids in his car. Unlike three friends he grew up playing football alongside—all of whom suffered fatal overdoses—Waller survived, checking himself into rehab shortly after the incident.

He has now been sober for more than four years and has turned his attention toward advocacy for those in similar situations. He founded the Darren Waller Foundation to help drug-addicted youths and has appeared in national opioid-crisis campaigns.

"I feel like that giving-back component really keeps me sharp, because that's the greatest feeling that I can feel—to help somebody else or to be impactful in someone else's community or sphere of influence," Waller says. "So I really want to do that and stay on top of my routine—meditating, praying, writing in my journal, still going to meetings and just doing what I've been doing to keep me built up."

"Without those things, my career doesn't sustain. I have to continue to dance with what brought me here, and that's taking care of myself internally, mentally, spiritually, emotionally. You get the best version of me on the football field when I'm doing those things."

Waller's absence from training camp was partially a result of how sharp he's looked again heading into 2021, according to Gruden. The coach says he found it almost necessary to hold Waller out in order to fully evaluate other players vying for receptions.

With his ability to create separation in passing routes and his rhythm with Carr, Waller received the lion's share of targets during the first several practices. Given his mindset, it was easier to sit him for practices than ask him to go at half-speed.

That's because, after what he's been through, Waller refuses to give less than full effort. He has risen from the lowest of depths to the highest of peaks, and he plans to extend his stay at the top.

"When I was coming out of the dark places in my life, it's like, 'Man, you've come that close to not being here anymore, you have to have a new sense of urgency,'" Waller says. "Every single day you're not promised much, so I want to take that urgency and put it into everything I do."

THE ATHLETIC

Raiders' Darren Waller copes with the shutdown by exploring his musical side

By Vic Tafur

May 15, 2020

The violins start in first, before the bass drops and the angry voice starts poking you in the chest. D Wall, or Darren Waller as Raiders fans and fantasy football players call him, wants to know how your paper is stacking up in his new single, "Profits."

The music video drops Friday, the second to be released off his "Wall Street" album. "SHSW" was a much more relaxing song, with a smiling Waller rapping about how he separated from the crowd, as the acronym indicates, Some How Some Way.

Most people know Waller's story of overcoming addiction, signing with the Raiders and quickly becoming one of the best tight ends in the NFL. Many don't know how serious he is about his music — he recently received his first royalty check. The \$500 was the first money he has ever earned for his passion project.

"It's going great," Waller said in a phone interview last week. "Quarantine has provided a lot of time to lock in on improving my production and making new songs."

He is working on building a studio in his new house. Waller is back in Las Vegas, having returned from Georgia week ago. He is all moved in — after spending the past season and a half at the extended-stay hotel two blocks from the Raiders' old facility in Alameda.

"I grew to appreciate the proximity to the facility," Waller said, "because I would get there early for treatment and stay late for treatment."

The Raiders' new facility in Henderson, Nev., is on schedule to be finished next month, with the team's new stadium in Vegas set to be complete in July.

"It's quiet, but I really like Vegas so far and can really see myself enjoying life here," Waller said.

Waller gets up early and logs into the team's online meetings before hitting the field at a local park and working out with teammates Derek Carrier and Foster Moreau. (The team's newest tight end, Jason Witten, is in the process of moving from Dallas.)

"It's been pretty well organized, as far as the position meetings and getting a whole team meeting online," Waller said. "It's gone a lot smoother than I thought it would — I thought there would be a lot of connections dropping and a lot more difficulties."

"There is really good communication from the coaches to the players, so we know what we should be doing to be ready when the time comes."

Waller was very excited by the addition of Witten, an 11-time Pro Bowler with the Cowboys.

"I thought it was awesome," he said. "He is a great example of longevity and doing it the right way. His technique and his mental approach to the game kept him at the top and is going to put him in the Hall of Fame, so to have him in your room and be able to learn from him is priceless."

Waller said Moreau used to mention watching film of Witten, and that prompted him to do the same last year.

"There are things that caught me off guard watching him," Waller said. "He looks fast because he is great getting off the ball right at the snap, like no one I have ever seen — he will be ahead of wide receivers. So I am watching and thinking, 'I didn't know Jason Witten was that fast,' but it's that get-off and there are a lot of small details to his game that are just incredible."

Waller can't wait to get together with Witten and the rest of his teammates.

"I think we had another great draft class and we're putting together something special on both sides of the ball," he said. "We have a lot to offer Las Vegas, a lot of energy and we also want to do big things in the community."

Waller was also excited about the schedule, much fairer than last season's, when the Raiders were away from home for seven straight weeks.

"I feel that if we can get through last year's schedule, there is nothing we can't get through," he said.

The bar is high for Waller, in particular. A receiver in college, Waller is still learning the nuances of the tight end position and last season had 90 catches for 1,145 yards at 27 years old. And that's with defenses bracketing their coverage toward him after receiver Antonio Brown was cut and Tyrell Williams was injured.

"I see a lot of room for growth," Waller said.

He can block as well and is already among the handful of most valuable tight ends in the NFL. But Waller leaves the swagger to his rap persona.

"I try not to compare and say I am better than that guy," Waller said. "Saying I am the top dog doesn't do too much for me, because things change week to week. I just need to be the best me I can possibly be. That makes my life a lot simpler.

"I save that kind of energy for the music."

After football meetings and workouts every weekday, Waller works just as hard in the evenings, coming up with new beats. In many ways it's harder than being a professional football player.

"I pull the laptop open and ... I don't know," Waller said. "Sometimes I will go off a sample and try to flip that. Or I will play with some software that I found called Arcade and I try to create a melody. I just go through random sounds and click and play things on my keyboard until I catch something and I can hear something in my mind. And then I find another sound to layer it up.

“There is no one process. I could also be inspired by something I see or hear or some feeling I have. Something someone said to me can translate into a note that can spark a beat. It’s random. ... I try not to press for it and let it just happen. I have taken a week off at times and when I come back to it, I really missed it. I just really enjoy it.”

Teammates have remarked how on team flights Waller disappears into his laptop from wheels up to wheels down. And he has said he has missed the first bus from the hotel to the stadium on game days because he has gotten lost in his music.

Waller filmed all five music videos in a span of 39 days, each Saturday beginning in February, in the Atlanta area. He is also recording new stuff, with the same plan that he had last year — having enough songs to put out another project/album at some point during the season.

“I can mess around with a beat for fun during the season,” Waller said, “but I don’t get to spend an extended amount of time. So I like to get most of my music work done before the season gets going.”

Waller recently started his own YouTube channel, and reaction to the music has been positive.

“I have put a lot of work into it and I think it sounds good. So it’s definitely good to see other people like it because music is meant to be shared,” Waller said. “It was dope to get that check, just because I never thought that was ever possible.”

And yes, Raiders fans, that collaboration with teammate Maxx Crosby is still in the works.

“I sent Maxx a whole bunch of beats, so hopefully when he puts something out he will be using one of mine,” Waller said. “He is a busy guy, and whenever he is ready to lock in, I am here for him.”

Waller will put that song on his YouTube channel or on Instagram when the time comes. While the Instagram account is also popular, Waller winds up checking it almost every day for more important stuff than reactions to his music.

“People message me and tell me how they relate to my story and what they are going through, so I use that to have short conversions with them,” Waller said.

Waller struggled with opiate and cocaine addiction when he first came into the league. He was suspended twice for failing drug tests, including for the entire 2017 season.

“I try and connect with fans on Instagram whenever I can and let them know that I see them and I am there, and that I am just a normal human being who had to overcome some stuff,” Waller said. “Ever since ‘Hard Knocks’ (last summer), people have been able to relate to what I went through and I want to let them know that I appreciate them and what they are going through as well. And those talks give me a recharge because I am not perfect and I have doubts and I need to be picked up sometimes, too.

“People saying they look to me for inspiration gives me extra life sometimes.”

Waller also started the Darren Waller Foundation a few months ago. There was a kickoff dinner scheduled for it on the Las Vegas Strip during NFL Draft weekend, but the pandemic wiped that out.

“Corona has us on hold, but we’ll start having events as soon as Vegas is up and running again,” Waller said. “We just want to educate people and put my story and the stories of others in front of the youth.

“Kids always envision who they want to be when they grow up, without really taking stock of their mental health and how happy they are going to be when they get there. Maybe kids ages 10 on up to 25, getting in front of them as well as having an online community, which can serve as a safe space. They can say whatever is on their minds.

“I am trying to put together things that I wish I would have taken advantage of when I was a teenager.”

Music was one of the things that Waller turned to before he was sober, and it’s been even sweeter for him since he cleaned up.

“On my first project, there are songs where I am talking about drinking or using drugs, and I was able to learn how to make music without doing that,” Waller said. “I was afraid that once I got sober, my music was going to be trash — because you know, that’s a big part of rap — but my stuff did get better and I was able to be creative without rapping about material things, drug, alcohol or talking about women in a crazy way. I was able to find my sound, find my pocket and still be confident and still feel like I could still put music out that people would want to listen to.”