

LAS VEGAS RAIDERS

WEEKLY RELEASE



WEEK 2



Sunday September 19, 2021

10:00 AM (PT)

Heinz Field

1-0

1-0



Cover	1	Third Down Efficiency Team/Opponents	62
Release	3-35	Fourth Down Efficiency	63
Weekly Release Intro	3	100.0+ Passer Rating	64
Game Release	4-35	Completions by Distance	65
Rosters Divider	36	Yards Gained By Down	66
Rosters	37-45	Big Returns: Kickoff and Punt	67
Roster/Alphabetical	37	Opponent Big Returns: Kickoff and Punt	68
Roster/Numerical	38	Takeaways and Opponent Takeaways	69
Roster/Depth Chart	39	Turnover Breakdown Chart - Team and Opponent	70
Roster/Positional	40	Red Zone Efficiency	71
Roster/How Built	41	Onside Kicks	72
Roster/Game-By-Game Starters & Inactives	42	Blocked Kicks	73
Player Participation	43	Two-Point Conversions	74
Roster/Transactions	44	Scoring Breakdown	75
Stats Divider	46	Goal to Go Situations	77
Raiders Statistics	47-85	Goal to Go Situations - Detailed	78
Team Stats	47	Replay Challenges	79
Defensive/Special Teams Stats	48	Team Record When...	80
Game-By-Game Offense	49	The Last Time	81-85
Game-by-Game Defense	50	Updated Player Bios Divider	86
Team Highs And Lows	51	Updated Player Bios	87-142
Individual Single-Game Highs	53	Game Summaries Divider	143
Opponents Individual Highs	54	Game Summaries	144
Big Yardage Games	55	Last Week's Game Divider	145
Big Plays of 20+ Yards	56	Last Week's Game	146-196
Opponent Big Plays of 20+ Yards	57	Gamebook	146-168
Longest Drives	58	Last Week's Game Clips	169-196
Drive Charts	59	Feature Clips Divider	197
Drive Charts - Opening Drives	60	Feature Clips	198-231
Advances Chart	61		

LAS VEGAS RAIDERS

WEEKLY RELEASE

WEEK 2



1-0

Sunday, September 19, 2021
10:00 AM (PT)
Heinz Field



1-0

2021 SCHEDULE

REGULAR SEASON

Mon., Sept. 13	BALTIMORE RAIDERS*	W, 33-27 (OT)	1-0
Sun., Sept. 19	at Pittsburgh Steelers	10:00 a.m.	CBS
Sun., Sept. 26	MIAMI DOLPHINS	1:05 p.m.	CBS
Mon., Oct. 4	at Los Angeles Chargers**	5:15 p.m.	ESPN
Sun., Oct. 10	CHICAGO BEARS	1:05 p.m.	CBS
Sun., Oct. 17	at Denver Broncos	1:25 p.m.	CBS
Sun., Oct. 24	PHILADELPHIA EAGLES	1:05 p.m.	FOX
	BYE WEEK		
Sun., Nov. 7	at New York Giants	10:00 a.m.	CBS
Sun., Nov. 14	KANSAS CITY CHIEFS***	5:20 p.m.	NBC
Sun., Nov. 21	CINCINNATI BENGALS	1:05 p.m.	CBS
Thu., Nov. 25	at Dallas Cowboys****	1:30 p.m.	CBS
Sun., Dec. 5	WASHINGTON	1:05 p.m.	FOX
Sun., Dec. 12	at Kansas City Chiefs	10:00 a.m.	CBS
Sat or Sun., Dec. 18/19	at Cleveland Browns	TBD	TBD
Sun., Dec. 26	DENVER BRONCOS	1:25 p.m.	CBS
Sun., Jan. 2	at Indianapolis Colts	10:00 a.m.	CBS
Sun., Jan. 9	LOS ANGELES CHARGERS	1:25 p.m.	CBS

- * - Monday Night Football on ESPN with simulcast on ABC
 ** - Monday Night Football on ESPN
 *** - Sunday Night Football games in Weeks 5-17 subject to change
 **** - Thanksgiving Day Game on CBS

NOTES VS. STEELERS

PITTSBURGH STEELERS

2020 record: 12-4

Division Finish: (1st/AFC North)

Playoffs: Lost Wild Card Game (vs. Cle.), 37-48



- The Silver and Black lead the all-time regular season series, 13-10 (.565), with a 3-3 mark in the postseason.
- The Raiders are 5-6 on the road against Pittsburgh with their last victory coming on Dec. 6, 2009 by a score of 27-24 at Heinz Field.
- Las Vegas has won five of the last seven meetings, last playing in 2018 and defeating the Steelers by a score of 24-21 at the Oakland-Alameda County Coliseum.
- The Raiders and Steelers battled each other in three straight AFC Championship games from 1974-76, with the Raiders winning the 1976 AFC Championship, 24-7, at home on Dec. 26, 1976.
- This year's contest will mark the Silver and Black's first trip to Pittsburgh since Nov. 8, 2015, when the Steelers edged the Raiders by a score of 38-35.

THE SETTING

Date: Sunday, September 19, 2021

Kickoff: 10:00 a.m. PT

Site: Heinz Field (2001)

Capacity/Surface: 68,400/Kentucky Bluegrass

Regular season: Raiders lead, 13-10

Postseason: Series tied, 3-3



CARR IN WEEK 1

Below are notes from **QB Derek Carr** in Week 1:

- Stat line: Completed 34-of-56 passes for 435 yards and two TDs against one INT for an 89.5 passer rating.
- His 435 passing yards ranked first in the NFL in Week 1.
- His 435 passing yards are most ever in a Raiders opening game, surpassing Marc Wilson's 346 yards in Week 1 of 1986.
- His 435 passing yards are the third-most in a single-game in his career.
- His 56 passing attempts ranked most in AFC and third-most in the NFL in Week 1.
- His 34 passing completions ranked most in the AFC and fourth-most in the NFL in Week 1.
- His seven completions of 20-or-more yards ranked first in the NFL in Week 1.
- His four completions of 25-or-more yards ranked tied for first in the NFL in Week 1.
- His 17 passing completions for first downs ranked tied for fifth-most in the NFL in Week 1.

BROADCAST INFORMATION

TELEVISION

CBS

Play-by-play: Ian Eagle

Color Analyst: Charles Davis

Sideline/Field: Evan Washburn

Producer: Mark Wolff

Director: Bob Fishman



RADIO

Raiders Radio Network

Flagship: KOMP 92.3 FM "The Rock Station"

and KRLV "Raider Nation Radio 920 AM"

via Compass Media Network

Play-by-play: Brent Musburger

Color Analyst: Lincoln Kennedy



SPANISH RADIO

Spanish Flagship: Deportes Vegas 1460 AM (KENO)

Play-by-play: Cristian Echeverria

Color Analyst: Harry Ruiz

NOTABLE CONNECTIONS

Pro Connections

- Steelers **Head Coach Mike Tomlin** was a defensive backs coach on **Head Coach Jon Gruden's** staff with the Tampa Bay Buccaneers from 2002-05.
- Steelers wide receivers coach **Ike Hilliard** played for Head Coach Jon Gruden for the Buccaneers from 2005-08. Hilliard began his coaching career as wide receivers coach with the Florida Tuskers of the United Football League under Gruden's brother, Jay Gruden, who was offensive coordinator (2009) and Head Coach (2010).
- Steelers **senior conditioning coordinator Garrett Giemont** was strength and conditioning coach for the Raiders from 1995-2001.
- Steelers **assistant offensive line coach Chris Morgan** held the same position with the Raiders from 2009-10.
- Steelers **practice squad T Chaz Green** played for the Raiders in 2018, playing in four games with one start.
- Steelers **practice squad S Karl Joseph** was drafted in the first round by the Raiders in 2016 and played in 49 games with 41 starts, totaling four interceptions in four seasons from 2016-19. He returned to the Raiders in 2021 but was released prior to the start of the season.

College Connections

- Raiders **QB Nathan Peterman** played in 26 games with 24 starts at the University of Pittsburgh from 2015-16.
- Practice squad C Jimmy Morrissey** (2016-20) and **WR D.J. Turner** (2020) played collegiately at the University of Pittsburgh.
- Raiders **RB Kenyan Drake** (2012-15), **RB Josh Jacobs** (2016-18), **T Alex Leatherwood** (2017-20) and **WR Henry Ruggs** (2017-20) all played at Alabama, while Steelers **DE Isaiah Buggs** (2017-18), **S Minkah Fitzpatrick** (2015-17), **RB Najee Harris** (2017-20) and **C J.C. Hassenauer** (2013-17) also played for the Crimson Tide. Rookies Leatherwood and Harris were Teammates on Alabama's 2020 National Championship Team.
- Raiders **CB Damon Arnette** was teammates with Steelers **QB Dwayne Haskins** at Ohio State from 2017-18.
- Raiders **DT Johnathan Hankins** and Steelers **DL Cameron Heyward** were teammates at Ohio State in 2010.
- Raiders **DE Carl Nassib** played at Penn State from 2011-15, playing in 36 games with 13 starts and producing 17.5 sacks and eight forced fumbles.
- Raiders **TE Nick Bowers** was teammates with Steelers **TE Pat Freiermuth** at Penn State from 2018-19.
- Raiders **CB Nate Hobbs** was teammates with Steelers **C Kendrick Green** at Illinois from 2017-20.
- Raiders **S Divine Deablo** was teammates with Steelers **S Terrell Edmunds** at Virginia Tech from 2016-17.

Hometown Connections

- Raiders **DT Quinton Jefferson** is a Pittsburgh native and attended Woodland Hills High School.
- Raiders **LB Nick Kwiatkowski** is a native of Bethel Park, Pa. in Allegheny County. He played at Bethel Park High School and was selected to play in the Chesapeake Bowl.
- Raiders **TE Nick Bowers** is from Kittanning, Pa., where he was an All-Allegheny Conference selection at Kittanning High School. Bowers also attended Penn State, playing 26 games in four years.
- Steelers **S Miles Killebrew** is a native of Henderson, Nev. He earned all-state and all-city honors at Foothill High School and played collegiately at Southern Utah in nearby Cedar City.
- Raiders **QB Marcus Mariota** (2011) and Steelers **DE Tyson Alualu** (2005) are graduates of St. Louis High School in Honolulu, Hawaii.
- Steelers **T Zach Banner**, currently on Injured Reserve, is the son of former Raiders tackle and current radio broadcaster Lincoln Kennedy.

WEEKLY MEDIA SCHEDULE

Wednesday, Sept. 15

10:50 a.m. - 11:20 a.m. (approx.)..... Practice open to media; Videography/photography limited through stretching and individual periods only

12:40 p.m. (approx.)..... **Head Coach Jon Gruden** and **QB Derek Carr** available in UBEO press room at Intermountain Healthcare Performance Center

Thursday, Sept. 16

10:50 a.m. - 11:20 a.m. (approx.)..... Practice open to media; Videography/photography limited through stretching and individual periods only

12:40 p.m. (approx.)..... **Defensive Coordinator Gus Bradley** and **Offensive Coordinator Greg Olson** available in UBEO press room at Intermountain Healthcare Performance Center

Friday Sept. 17

11:00 a.m. - 11:30 a.m. (approx.)..... Practice open to media; Videography/photography limited through stretching and individual periods only

12:15 p.m. (approx.)..... **Head Coach Jon Gruden** available in UBEO press room at Intermountain Healthcare Performance Center

Saturday, Sept. 18 No availability

Sunday, Sept. 19 Raiders at Steelers at 10:00am PT

All times are Pacific and subject to change.

LAS VEGAS VS. AFC NORTH

Las Vegas will face off against the AFC North this season, marking the first time since 2018 that they have played the division. Last season, the AFC North saw the Pittsburgh Steelers (12-5) clinch the division, while the Baltimore Ravens (11-5) and Cleveland Browns (11-5) both clinched wild card spots in the playoffs. The Raiders are 49-39 (.557) all-time against the AFC North and finished 2-2 against the division in 2018.

RAIDERS VS. AFC NORTH IN 2018

Date	Opponent	Result
9/30/18	vs. Cleveland	W, 45-42 (OT)
11/25/18	at Baltimore	L, 17-34
12/9/18	vs. Pittsburgh	W, 24-21
12/16/18	at Cincinnati	L, 16-30



2021 INDIVIDUAL LEADERS

RAIDERS

Passing Yards

Derek Carr.....435 Ben Roethlisberger..188

Completion Percentage (Min. 30 Attempts)

Derek Carr.....60.7 Ben Roethlisberger..56.3

Passing Touchdowns

Derek Carr.....2 Ben Roethlisberger.....1

Carries

Josh Jacobs.....10 Najee Harris.....16

Kenyan Drake.....6 Ben Roethlisberger.....4

Rushing Yards

Josh Jacobs.....34 Najee Harris.....45

Marcus Mariota.....31 Chase Claypool.....25

Rushing Touchdowns

Josh Jacobs.....2

Receptions

Darren Waller.....10 Diontae Johnson.....5

Hunter Renfrow.....6 JuJu Smith-Schuster.....4

Kenyan Drake.....5 Chase Claypool.....3

Receiving Yards

Darren Waller.....105 JuJu Smith-Schuster.....52

Bryan Edwards.....81 Chase Claypool.....45

Hunter Renfrow.....70 Diontae Johnson.....36

Kenyan Drake.....59 Pat Freiermuth.....24

Receiving Touchdowns

Darren Waller.....1 Diontae Johnson.....1

Zay Jones.....1

Sacks

Maxx Crosby.....2.0 T.J. Watt.....2.0

Carl Nassib.....1.0 Cameron Heyward..1.0

STEELERS

2021 TEAM RANKINGS

OFFENSE

Category	RAIDERS		STEELERS	
	Stats	Rank	Stats	Rank
Total Offense	491.0	1	252.0	29t
Rush Offense	82.0	21	75.0	23
Pass Offense	409.0	1	177.0	28
Points Per Game	33.0	6t	23.0	18
Third-Down Off. %	46.7	10t	33.3	21t
Fourth-Down Off. %	0.0	17t	0.0	17t
Red Zone Off. (TD%)	50.0	19t	33.3	24t

DEFENSE

Category	RAIDERS		STEELERS	
	Stats	Rank	Stats	Rank
Total Defense	406.0	21	371.0	13
Rush Defense	189.0	32	117.0	18
Pass Defense	217.0	10t	254.0	14t
Points Per Game	27.0	17t	16.0	7t
Third-Down Def. %	25.0	4	44.4	17t
Fourth-Down Def. %	50.0	22	33.3	17t
Red Zone Def. (TD%)	100.0	21t	25.0	3t

TEAM

Category	RAIDERS		STEELERS	
	Stats	Rank	Stats	Rank
Turnover Ratio	+1	7t	+1	7t
Penalties	10	27t	5	6t
Penalty Yards	62	22	32	6

LAST GAME VS. STEELERS

December 9, 2018 - Raiders 24, Steelers 21

Oakland-Alameda County Coliseum, Oakland, Calif.

Team Statistics	STEELERS		RAIDERS	
Total Net Yards.....	340	354
Total Offensive Plays.....	58	63
Net Yards Rushing.....	40	55
Total Rushing Plays.....	19	25
Net Yards Passing.....	300	299
Attempts-Completions-INTs.....	38-29-1	34-25-0
Total First Downs.....	24	20
Touchdowns.....	3	3
Field Goals Made-Attempted.....	0-2	1-1
Third Down Efficiency.....	6-11-55%	4-12-33%
Fourth Down Efficiency.....	0-1-0%	2-2-100%
Red Zone Efficiency.....	3-4-75%	3-4-75%
Penalties-Yards.....	2-14	13-130
Time of Possession.....	27:24	32:36

	1	2	3	4	Total
Pittsburgh Steelers	0	14	0	7	21
Oakland Raiders	7	3	0	14	24

Individual Leaders

Steelers

Passing Yards

Ben Roethlisberger..282

Rushing Yards

Jaylen Samuels.....28

Receiving Yards

JuJu Smith-Schuster..130

Raiders

Derek Carr.....322

Doug Martin.....32

Jared Cook.....116

2021 AFC WEST STANDINGS

Team	W	L	Home	Road	Div.	Con.	PF	PA	Streak	Last 5
Las Vegas	1	0	1-0	0-0	0-0	1-0	33	27	W1	-
Kansas City	1	0	1-0	0-0	0-0	1-0	33	29	W1	-
Denver	1	0	0-0	1-0	0-0	0-0	27	13	W1	-
Los Angeles	1	0	0-0	1-0	0-0	0-0	20	16	W1	-

2021 AFC NORTH STANDINGS

Team	W	L	Home	Road	Div.	Con.	PF	PA	Streak	Last 5
Pittsburgh	1	0	0-0	1-0	0-0	1-0	23	16	W1	-
Cincinnati	1	0	1-0	0-0	0-0	0-0	27	24	W1	-
Cleveland	0	1	0-0	0-1	0-0	0-1	13	38	L1	-
Baltimore	0	1	0-0	0-1	0-0	0-1	27	33	L1	-

ALL-TIME SERIES

Las Vegas Raiders vs. Pittsburgh Steelers

Regular Season: Raiders lead, 13-10

Postseason: Series tied, 3-3

Raiders at Home: 8-4

Raiders on Road: 5-6

ALL-TIME REGULAR SEASON GAMES

Date	Location	Winner	Score
10/25/70	Oakland	Raiders	31-14
09/17/72	Pittsburgh	Steelers	34-28
11/11/73	Oakland	Steelers	17-9
09/29/74	Pittsburgh	Raiders	17-0
09/12/76	Oakland	Raiders	31-28
09/25/77	Pittsburgh	Raiders	16-7
10/20/80	Pittsburgh	Raiders	45-34
12/07/81	Oakland	Raiders	30-27
12/16/84	Oakland	Steelers	13-7
09/23/90	Oakland	Raiders	20-3
11/27/94	Oakland	Steelers	21-3
12/10/95	Oakland	Steelers	29-10
12/03/00	Pittsburgh	Steelers	21-20
09/15/02	Pittsburgh	Raiders	30-17
12/07/03	Pittsburgh	Steelers	27-7
09/12/04	Pittsburgh	Steelers	24-21
10/29/06	Oakland	Raiders	20-13
12/06/09	Pittsburgh	Raiders	27-24
11/21/10	Pittsburgh	Steelers	35-3
09/23/12	Oakland	Raiders	34-31
10/27/13	Oakland	Raiders	21-18
11/08/15	Pittsburgh	Steelers	38-35
12/09/18	Oakland	Raiders	24-21

RAIDERS SUPERLATIVES

VS. PITTSBURGH STEELERS

Team Single-Game Highs/Lows:

Total Yards: 471; Dec. 7, 1981

Rushing Yards: 214; Dec. 7, 1981

Passing Yards: 369; Sept. 15, 2002

Fewest Total Yards Allowed: 194; Nov. 11, 1973

Fewest Rushing Yards Allowed: 35; Oct. 27, 2013

Fewest Passing Yards Allowed: 82; Nov. 11, 1973

Points Scored: 45; Oct. 20, 1980

Fewest Points Allowed: 0; Sept. 29, 1974

Touchdowns: 6; Oct. 20, 1980

Individual Single-Game Highs:

Pass Attempts: 64, Rich Gannon; Sept. 15, 2002

Pass Completions: 43, Rich Gannon; Sept. 15, 2002

Passing Yards: 403, Rich Gannon; Sept. 15, 2002

Passing Touchdowns: 4, Derek Carr; Nov. 8, 2015

Carries: 25, Mark van Eeghen; Sept. 25, 1977

Rushing Yards: 113, Darren McFadden; Sept. 23, 2012

Rushing Touchdowns: 2, Darren McFadden; Oct. 27, 2012

Receptions: 11, Jerry Rice; Sept. 15, 2002

Receiving Yards: 130, Mervyn Fernandez; Sept. 23, 1990

Receiving Touchdowns: 3, Raymond Chester; Oct. 25, 1970

Longest Field Goal: 48, Sebastian Janikowski; Dec. 6, 2009



COACHING BREAKDOWN

Coach	NFL seasons	Raiders seasons
Jon Gruden	22	8
D'Anthony Batiste	12	4
Edgar Bennett	29	4
Tim Berbenich	19	4
Rich Bisaccia	20	4
Gus Bradley	16	4
Tom Cable	17	8
Cameron Clemmons	2	2
Deuce Gruden	6	4
Nick Holz	10	10
Taver Johnson	3	3
Austin King	6	2
Addison Lynch	4	1
Rod Marinelli	26	2
Ron Milus	22	1
Ryan Milus	3	1
John Morton	19	11
A.J. Neibel	17	9
Greg Olson	20	6
Rick Slate	4	4
Richard Smith	34	1
Travis Smith	10	10
Byron Storer	11	4
Totals	332	107

RAIDERS ROSTER BREAKDOWN

Oldest Raider: Richie Incognito, 38 (born 07/05/83)

Youngest Raider: Nate Hobbs, 22 (born 06/24/99)

Most Seasons as a Raider: Derek Carr, 8

Most NFL Seasons: Richie Incognito, 14

Tallest Raider: Kolton Miller and Brandon Parker at 6-foot-8

Shortest Raider: Jalen Richard at 5-foot-8

First-Round Draft Picks: 10

- Johnathan Abram (Oak., 2019) - 27th overall
- Damon Arnette (LV, 2020) - 19th overall
- Clelin Ferrell (Oak., 2019) - 4th overall
- Josh Jacobs (Oak., 2019) - 24th overall
- Alex Leatherwood (LV, 2020) - 17th overall
- Marcus Mariota (Ten., 2015) - 2nd overall
- Gerald McCoy (TB, 2010) - 3rd overall
- Kolton Miller (Oak., 2018) - 15th overall
- Henry Ruggs III (LV, 2020) - 12th overall
- Solomon Thomas (SF, 2017) - 3rd overall

Pro Bowlers: 8

- Derek Carr (2015-17)
- Casey Hayward Jr. (2016-17)
- Richie Incognito (2012, 2015-17)
- Josh Jacobs (2021)
- Gerald McCoy (2012-17)
- Yannick Ngakoue (2017)
- Darren Waller (2021)
- K.J. Wright (2016)

LAS VEGAS RAIDERS

TOTAL OFFENSE

491.0 1st

PASSING OFFENSE

409.0 1st

RUSHING OFFENSE

82.0 21st

SCORING OFFENSE

33.0 T-6th

SACKS ALLOWED

3 T-21st

THIRD DOWN OFFENSE

46.7% T-10th

RED ZONE OFFENSE

50.0% T-19th

GIVEAWAYS

1 T-9th

TOTAL DEFENSE

406.0 21st

PASSING DEFENSE

217.0 T-10th

RUSHING DEFENSE

189.0 32nd

SCORING DEFENSE

27.0 T-17th

SACKS

3 T-4th

THIRD DOWN DEFENSE

25.0% 4th

RED ZONE DEFENSE

100.0% T-21st

TAKEAWAYS

2 T-5th

PITTSBURGH STEELERS

TOTAL DEFENSE

13th 371.0

PASSING DEFENSE

T-14th 254.0

RUSHING DEFENSE

18th 117.0

SCORING DEFENSE

T-7th 16.0

SACKS

T-4th 3

THIRD DOWN DEFENSE

T-17th 44.4%

RED ZONE DEFENSE

T-3rd 25.0%

TAKEAWAYS

T-11th 1

TOTAL OFFENSE

T-29th 252.0

PASSING OFFENSE

28th 177.0

RUSHING OFFENSE

23rd 75.0

SCORING OFFENSE

18th 23.0

SACKS ALLOWED

T-12th 2

THIRD DOWN OFFENSE

T-21st 33.3%

RED ZONE OFFENSE

T-24th 33.3%

GIVEAWAYS

T-1st 0

How They Match Up - STATISTICAL LEADERS -2021

Category	Raiders	No.	Category	Steelers	No.
Passing Yards	Derek Carr	435	Passing Yards	Ben Roethlisberger	188
Passer Rating	Derek Carr	89.5	Passer Rating	Ben Roethlisberger	83.9
Completion Percentage	Derek Carr	60.7	Completion Percentage	Ben Roethlisberger	56.3
Rushing Yards	Josh Jacobs	34	Rushing Yards	Najee Harris	45
Rushing Touchdowns	Josh Jacobs	2	Rushing Touchdowns	N/A	-
Receptions	Darren Waller	10	Receptions	Diontae Johnson	5
Receiving Yards	Darren Waller	105	Receiving Yards	JuJu Smith-Schuster	52
Receiving Touchdowns	Darren Waller and Zay Jones	1	Receiving Touchdowns	Diontae Johnson	1
Scrimmage Yards	Darren Waller	105	Scrimmage Yards	Chase Claypool	70
First Downs	Josh Jacobs, Darren Waller and Bryan Edwards	4	First Downs	JuJu Smith-Schuster and Najee Harris	3
Tackles	Denzel Perryman and Cory Littleton	10	Tackles	Minkah Fitzpatrick and Devin Bush	10
Sacks	Maxx Crosby	2.0	Sacks	T.J. Watt	2.0
Interceptions	N/A	-	Interceptions	N/A	-
Forced Fumbles	Quinton Jefferson and Carl Nassib	1	Forced Fumbles	Four Tied	1
Special Teams Tackles	Nick Kwiatkoski	2	Special Teams Tackles	Seven Tied	1
Punt Return Avg.	Hunter Renfrow	5.0	Punt Return Avg.	Ray-Ray McCloud	5.0
Kick Return Avg.	Henry Ruggs III	16.5	Kick Return Avg.	N/A	-
Scoring/Non-Kicking	Josh Jacobs	12	Scoring/Non-Kicking	Diontae Johnson	6
Scoring	Daniel Carlson	9	Scoring	Chris Boswell	11

JON GRUDEN

Jon Gruden returned as head coach of the Raiders on Jan. 9, 2018, welcoming back one of the most respected and successful coaches in the storied history of the Silver and Black. Gruden, who was first introduced as head coach of the Raiders over 20 years ago, served four seasons with the Raiders from 1998-2001.

In his third season back with the Raiders and the franchises' inaugural campaign in Las Vegas, Gruden guided the Silver and Black to an 8-8 record that included a 6-2 mark on the road. The road victory total was the most for a Raiders team since 2016 and just the fourth time in 40 years that a Raiders squad has produced that many wins on the road. Under Gruden's tutelage, Carr set a career high with 4,103 passing yards and became the first Raiders quarterback to pass for 4,000 yards in three straight seasons, all coming under Gruden's tutelage.

In addition, tight end Daren Waller broke the franchise single-season mark with 107 receptions and running back Josh Jacobs rushed for 1,065 yards to become the first Raider to eclipse the 1,000-yard mark in each of his first two seasons. Both Waller and Jacobs were rewarded with Pro Bowl bids.

The youngest head coach in the NFL at age 34 upon his initial hire by Raiders Owner Al Davis in 1998, Gruden posted a 38-26 record (.594) and led the Silver and Black to back-to-back AFC West titles in 2000 and 2001. He guided the Raiders to an AFC Championship Game appearance in 2000, a campaign in which the Raiders set a franchise record with 479 points and led the NFL in rushing (154.4 avg.).

In all, Gruden-led teams have claimed five division championships and have recorded six seasons with nine-or-more wins. As a head coach, he has seen 22 different players combine for 40 Pro Bowl selections. In addition, Rich Gannon was tabbed for the Maxwell Club's Bert Bell Award as the league's Most Valuable Player in 2000 and four players who Gruden tutored as a head coach have been enshrined in the Pro Football Hall of Fame: Jerry Rice (2010), Warren Sapp (2013), Derrick Brooks (2014) and Tim Brown (2015).

Gruden spent seven seasons as head coach of the Tampa Bay Buccaneers, finishing his time there as the winningest coach in franchise history by compiling a 57-55 (.509) regular-season record, while leading the Buccaneers to three division titles and a 3-2 mark in the postseason, including a Super Bowl XXXVII victory, becoming the youngest head coach in NFL history to win a Super Bowl.

Prior to beginning his initial tenure in Oakland, Gruden was a seven-year NFL assistant, helping his teams qualify for the playoffs five times. Gruden spent three seasons (1995-97) as offensive coordinator for the Philadelphia Eagles. He was the NFL's youngest offensive coordinator at age 31.

Before joining Philadelphia, Gruden worked for three years at Green Bay from 1992-94. He served as an offensive assistant to head coach Mike Holmgren in 1992 and spent the 1993 and 1994 seasons as Green Bay's wide receivers coach. Gruden worked as offensive assistant to head coach George Seifert with the San Francisco 49ers in 1990.

Born August 17, 1963 in Sandusky, Ohio, Gruden attended South Bend (Ind.) Clay High School and was a three-year letterman at quarterback at the University of Dayton, graduating in 1985 with a degree in communications. Gruden and his wife, Cindy, a former University of Tennessee cheerleader, have three sons, Deuce, who is in his fourth season as an assistant strength and conditioning coach for the Silver and Black, Michael and Jayson.

COACHING BACKGROUND

Years	College/Pro Team	Position
1986-87	Tennessee	Graduate Assistant
1988	Southeast Missouri St.	Passing Game Coordinator
1989	Pacific	Wide Receivers
1990	San Francisco 49ers	Offensive Assistant
1991	Pittsburgh	Wide Receivers
1992	Green Bay Packers	Offensive Assistant
1993-94	Green Bay Packers	Wide Receivers
1995-97	Philadelphia Eagles	Offensive Coordinator
1998-01	Oakland Raiders	Head Coach
2002-08	Tampa Bay Buccaneers	Head Coach
2018-19	Oakland Raiders	Head Coach
2020-21	Las Vegas Raiders	Head Coach

MIKE TOMLIN

Mike Tomlin was named the 16th head coach in Pittsburgh Steelers history on January 22, 2007. Hired at the age of 34, Tomlin became only the third head coach hired by the Steelers since 1969.

In his 14 seasons as head coach for the Pittsburgh Steelers, Tomlin has accomplished many things that have never been done in the team's storied history. A franchise known for stability at the head coaching position, Tomlin ranks among the League's longest-tenured active head coaches entering the 2021 season.

Tomlin became the youngest head coach in NFL history to both coach in and win a Super Bowl when he led the Steelers to a 27-23 victory over the Arizona Cardinals in Super Bowl XLIII (36 years, 323 days). By winning the Super Bowl in only his second season as a head coach, he also became the fastest to win a Super Bowl title in Steelers history.

In his 14 years as head coach of the Steelers, Tomlin has led Pittsburgh to seven AFC North titles, most recently in 2020, and has guided the Steelers to the playoffs nine times, including two trips to the Super Bowl (XLIII and XLV). Tomlin has won at least five home games in each of his first 14 years, including seven out of eight regular season home wins in 2020. Tomlin has sent a total of 66 selections to the NFL's annual Pro Bowl, including the five players who received Pro Bowl honors for the 2020 season.

Tomlin is one of only eight coaches in League history to win a Super Bowl within his first two seasons as an NFL head coach. He is the only head coach in Steelers history to lead the team to two Super Bowls in his first four seasons at the helm, including an appearance against the Green Bay Packers in Super Bowl XLV. He is one of only two Steelers head coaches to win three division titles in his first four seasons.

Tomlin has led Pittsburgh to a 145-78-1 record in the regular season since becoming the team's head coach in 2007 - the second-best record in the NFL during that time span. His 145-78-1 regular-season record (.650) is the best start in franchise history.

Tomlin spent the 2006 season as the Minnesota Vikings' defensive coordinator. That season, the Vikings ranked eighth in the NFL in total defense and first against the run while not allowing a 100-yard rusher the entire season.

Tomlin was the defensive backs coach with the Tampa Bay Buccaneers from 2001-05. In 2002, Tomlin guided one of the most productive defensive backfields in the NFL, culminating with its performance in Super Bowl XXXVII. The secondary recorded four of the team's five interceptions, returning two for touchdowns, to help Tampa Bay capture the franchise's first Super Bowl title.

Before joining Tampa Bay's staff, Tomlin served two seasons as the defensive backs coach at the University of Cincinnati (1999-00). Prior to joining the Cincinnati staff, Tomlin had a short stint on the coaching staff at Tennessee-Martin and then spent two seasons at Arkansas State, coaching wide receivers in 1997 before switching to defensive backs in 1998.

Tomlin spent the 1996 season as a graduate assistant at the University of Memphis, where he worked with the Tiger defensive backs and special teams units. He began his coaching career in 1995 as wide receivers coach at Virginia Military Institute.

Tomlin was a three-year starter at wide receiver at William & Mary (1990-94) and finished his career with 101 receptions for 2,054 yards and 20 TD catches. A first-team All-Yankee Conference selection in 1994, he established a school record with a 20.2 yards-per-catch average.

COACHING BACKGROUND

Years	College/Pro Team	Position
1995	Virginia Military Institute	Wide Receivers
1996	University of Memphis	Graduate Assistant
1997	Arkansas State University	Wide Receivers
1998	Arkansas State University	Defensive Backs
1999-2000	University of Cincinnati	Defensive Backs
2001-05	Tampa Bay Buccaneers	Defensive Backs
2006	Minnesota Vikings	Defensive Coordinator
2007-21	Pittsburgh Steelers	Head Coach

WHAT TO WATCH FOR IN 2021

QB Derek Carr completing 414 passes (totaling 2,916 completions in his career) to surpass Matt Ryan for most completions in NFL history through a player's first eight seasons. Carr's 2,468 completions rank seventh in NFL history over a player's first seven seasons. Carr's 2,120 completions through his first six seasons stand as second in NFL history to Peyton Manning, while his 1,759 completions through his first five years mark an NFL record.

Carr throwing 28 touchdown passes to become only the sixth player in NFL history with 200 career touchdown passes in their first eight seasons in the NFL.

Carr passing for 2,669 yards to become only the fifth player in NFL history with at least 30,000 career passing yards in their first eight years in the NFL.

Carr recording a career high with seven 300-yard passing games.

Carr recording 28 touchdown passes, joining Peyton Manning, Dan Marino, Russell Wilson, Brett Favre and Matt Ryan as the only quarterbacks in NFL history with at least 200 touchdown passes in their first eight years in the NFL.

Carr completing 266 passes for the eighth consecutive year, joining Peyton Manning as the only players in NFL history with eight seasons of 300 completions in their first eight years in the NFL.

Carr passing for 2,565 yards to join Peyton Manning, Cam Newtown and Russell Wilson as the only players in NFL history with at least 3,000 passing yards in each of their first eight seasons.

Carr passing for 4,000 yards for the fourth time in his career. Carr is the only Raiders quarterback in franchise history with multiple 4,000-yard campaigns.

K Daniel Carlson recording six field goals of 50-plus yards to tie Sebastian Janikowski for most such field goals in Raiders single-season history.

DE Maxx Crosby recording one sack to become just the eighth player in franchise history with at least 20 sacks in his first three seasons in the NFL.

Crosby recording five forced fumbles to surpass Khalil Mack (eight) for most in club history through a player's first three seasons.

RB Kenyan Drake recording his fourth-consecutive season with at least 1,000 scrimmage yards.

Drake recording at least 800 rushing yards and eight rushing touchdowns in three consecutive seasons.

RB Josh Jacobs becoming just the third player in franchise history to rush for 1,000 yards in three consecutive seasons, joining Marcus Allen (1983-85) and Mark van Eeghen (1976-78).

Jacobs rushing for 631 yards to become the franchise's leader in rushing yards (2,880) through a player's first three seasons, surpassing Hall of Famer Marcus Allen's 2,879 yards.

Jacobs recording 16 rushing touchdowns to tie Pete Banaszak (1975) for the most rushing TDs in a single season in franchise history.

Jacobs recording 13 rushing touchdowns to surpass Marcus Allen for most rushing touchdowns (33) in club history through a player's first three seasons.

Jacobs registering two multi-touchdown games on the ground to surpass Marcus Allen (nine) for most such performances through a player's first three seasons in franchise history.

Jacobs recording 751 rushing yards to become just the 40th player in NFL history surpass the 3,000-yard rushing mark in their first three seasons.

Jacobs registering three 100-yard rushing games to surpass Napoleon Kaufman (nine) for most such performances in club history through a player's first three seasons.

DE Yannick Ngakoue recording at least eight sacks for the sixth consecutive season. Since entering the league in 2016, he ranks 12th in the NFL in total sacks with 45.5 during that span.

WR Hunter Renfrow recording 59 receptions to become just the third wide receiver in Raiders' history to record 170 receptions through his first three seasons in the NFL.

Renfrow becoming just the third wide receiver in club history to record at least 600 receiving yards through a player's first three seasons (Amari Cooper: 2015-17, Denarius Moore: 2011-13).

TE Darren Waller recording 670 receiving yards to rank second all-time in franchise history for most career receiving yards by a tight end, surpassing Dave Casper (3,294) and trailing only Todd Christensen (5,872).

Waller becoming the first tight end in Raiders' history to record three seasons of 90-plus receptions., joining Travis Kelce as the only tight ends with at least 90 catches in three consecutive seasons.

Waller recording 100 receptions to become the first tight end to accomplish the feat in consecutive seasons.

Waller joining Todd Christensen as the only tight ends in franchise history with three 1,000-yard receiving seasons.

Waller recording 1,100 yards to join Travis Kelce as the only tight end-swift with at least 1,100 in three consecutive seasons.

Waller joining Travis Kelce as the only tight ends in NFL history to record three consecutive seasons of at least 90 receptions and 1,000 receiving yards. (Kelce: 2018-20)

Waller recording at least 100 receptions for the second time in his career, tying Travis Kelce for most such seasons by a tight end with 100-plus receptions in NFL history (Kelce:2018 and 2020).

Waller recording 117 receptions to surpass Zach Ertz for the most receptions by a tight end in a single season in NFL history.

Waller recording 150 receiving yards in one contest to become just the seventh tight end in NFL history with three such career performances: joining Mike Ditka (three), Todd Christensen (three), Rob Gronkowski (three), Travis Kelce (three), Kellen Winslow (four) and Shannon Sharpe (six).

Waller posting at least 12 receptions in one contest to break a tie with Tim Brown (three) for the most such games in Raiders' history.

Waller recording four 100-yard receiving contests to surpass Todd Christensen (14) for most such performances among tight ends in Raiders' history .

Waller recording 1,248 receiving yards to surpass Todd Christensen (1,247 yards in 1983) for most receiving yards in a single season by a tight end in franchise history.

GAME NOTES VS. BALTIMORE RAVENS



Las Vegas Raiders (1-0) vs. Baltimore Ravens (0-1)
 Week 1 | Monday, Sept. 13, 2021 | 5:15 p.m. PT
 Allegiant Stadium | Las Vegas, NV



	1	2	3	4	OT	Totals
Baltimore Ravens	7	7	3	10	0	27
Las Vegas Raiders	0	10	0	17	6	33

Team Notes

- The Raiders move to 4-8 all-time against the Ravens and 3-2 at home in the all-time series.
- The Raiders improve to 42-29-1 all-time on Monday Night Football, including four consecutive wins on Monday night dating back to 2018.
- The Raiders have won the season opener for the third consecutive season, marking the first time the club has done so since 2000-02.
- The Raiders snapped the Ravens five-game winning streak in season openers dating back to 2016.
- The Raiders handed the Ravens their first loss under John Harbaugh when leading by 14 points in the regular season (previously 81-0).
- This marks only the second time a Monday Night Football contest has gone to overtime in Week 1 of a season, last occurring in 1979.
- The Raiders defense held the Ravens to 3-of-12 on third-down (25 percent) while recording three sacks and two forced fumbles in the contest.

Individual Highlights

QB Derek Carr

- Carr now has the most wins by a Raiders quarterback in season opener games (five) in franchise history, surpassing Jim Plunkett and Ken Stabler (four).
- Carr improves to 5-2 on Monday Night Football contests, including four consecutive wins.
- Carr finished tonight's contest 34-of-56 passing for 435 yards and two TDs against one INT for a 89.5 passer rating.
- Carr's 435 yards passing are most ever in a Raiders opening game, surpassing Marc Wilson's 346 yards in Week 1 of 1986.
- Carr's 56 passing attempts are tied for third-most in his career while his 435 passing yards are third-most.
- In the fourth quarter and OT, Carr completed 16-of-24 passes for 267 yards and two TDs against one INT.
- Carr led his 22nd fourth quarter comeback of his career. Carr set the NFL record for most fourth quarter comebacks (21) through a player's first seven seasons in the league.
- Carr holds a 3-1 record all-time against the Ravens, completing 105-of-171 passes for 1,179 yards and 10 TDs against two INTs for a 96.6 passer rating.

DE Maxx Crosby

- Crosby becomes just the third Raiders player since 2000 to record at least two sacks in a season opener, joining Benson Mayowa (2019) and Richard Seymour (2009,2011).
- Crosby has recorded 19.0 sacks in just 33 career games, tied for second fewest games to reach the mark (Khalil Mack -33 games, Bill Pickel - 33 games) and trailing only Anthony Smith (23.5 sacks in 31 games).
- Crosby has recorded four multi-sacks game in his career.
- Crosby finished with six tackles (four solo) and two sacks.

RB Josh Jacobs

- Jacobs rushed for two TDs to record multiple TDs in the season opener for the third consecutive year, becoming the first Raider to accomplish the feat in three consecutive seasons while tying Marcus Allen for the most multi-TD games overall in Week 1.
- Jacobs has rushed for seven TDs in three season openers, joining Priest Holmes (2002-04) and Chuck Muncie (1977-79) as the only players since merger with at least TD runs in three straight openers.
- Jacobs recorded his eighth multi-TD rushing performance of his career.
- Jacobs finished the contest rushing 10 times for 34 yards with two TDs.

TE Darren Waller

- Waller finished with 10 receptions for 105 yards and one TD.
- Waller registered his 11th career 100-yard receiving game and his fourth career game with 10 or more receptions.

Additional Notes

- **K Daniel Carlson**
- **WR Bryan Edwards** set career-highs in receptions (four) and receiving yards (81).
- **FB Alec Ingold** set a career-high with four receptions to go for 22 yards.
- **QB Marcus Mariota** rushed one time for 31 yards, the longest run by a Raiders quarterback since Carr's 32-yarder versus Dallas in 2017.
- **LB Denzel Perryman** finished with a team-high 10 tackles (five solo), while recording his second career fumble recovery.
- **DT Darius Philon** registered his first career fumble recovery.

COMMITMENT TO EXCELLENCE

The Raiders — who began play in the American Football League in 1960 — finished their 62nd year of professional football competition, including the last 50 as a member of the National Football League.

In six memorable decades — the 1960s, '70s, '80s, '90s, 2000s and 2010s — the Raiders have been dominant in professional football since Al Davis first pledged in 1963 to build the finest organization in pro sports.

During these decades of dominance, the Raiders have won an AFL championship, four American Football Conference championships, and three world championships of professional football, participated in five Super Bowls, played in 14 championship games, won or tied for 17 division championships, had 22 playoff seasons, finished 36 seasons at .500 or better and played in 44 postseason games.

Pro football's dynamic organization placed first in the AFC West in 2000, 2001 and 2002 despite playing among the toughest schedules in the NFL in each of those seasons. With their appearance in Super Bowl XXXVII, the Raiders became the first NFL team to have had a season end in the Super Bowl in four different decades.

The Raiders are the only team to have been in Super Bowls in the '60s, the '70s, the '80s and the 2000s.

The Silver and Black are the only AFC team — and one of just two NFL teams (Minnesota) — to have a season that advanced to the conference championship game in the '60s, the '70s, the '80s, the '90s and the 2000s.

The Raiders are one of only three original AFL teams to have captured three world championships of professional football with Super Bowl victories. The Raiders are one of only five AFC teams to have won more than one Super Bowl since 1980.

In their five Super Bowl appearances, the Raiders have been led by four head coaches and started four quarterbacks.

With four postseason victories, the Raiders were the first of the AFC West teams to win multiple postseason contests in the new millennium by six years.

Since 1963, when Al Davis first took over the failing Oakland franchise that had struggled to win only nine of 42 league games in the initial three seasons of the new AFL and pledged to build the finest organization in sports, the Raiders have dominated professional football in terms of consistent victory. During the memorable 61 years in Oakland, Los Angeles and now Las Vegas, the Raiders won 481 league games, tied 11 and lost 440.

"Commitment to Excellence" has never been an idle phrase to those who have proudly represented the Raiders organization during the '60s, '70s, '80s, '90s and the new millennium as shown by their domination of pro football.

More than 24 of the great players who proudly wore the Silver and Black, as well as Owner-Leader Al Davis, legendary Head Coach John Madden and trailblazer Head Coach Tom Flores have been enshrined in the Pro Football Hall of Fame. The Raiders have also produced six Coaches of the Year.

In addition, 74 Pro Bowl players have earned 206 Pro Bowl selections representing the Silver and Black. In 1970, as the Raiders began their second decade of play, the merger between the AFL and NFL became a reality on the field. In the 1970 through 2012 period of interconference play, the Raiders compiled a remarkable 92-77-1 record against present National Football Conference rivals.

Another innovation came to professional football in 1970 — "Monday Night Football." The Raiders' domination of this prime-time television series has seen the Silver and Black build a 41-29-1 record in Monday night play. In the 50 years of this series, the Raiders are 18-9-0 in "Monday Night Football" games at home.

Through the decades — the '60s, '70s, '80s, '90s, 2000s and now the 2010s — the Raiders have had the greatest players, the greatest coaches, the greatest plays and participated in the greatest games in the annals of professional sports.

Challengers to Raider domination of professional football will arise as they have in the '60s, '70s, '80s, '90s and the new millennium. The Raider organization will continue to meet these challenges.



SUPER BOWL XI

SUPER BOWL XV

SUPER BOWL XVIII

GENERAL MANAGER MIKE MAYOCK



Mike Mayock was named General Manager of the Raiders on Dec. 31, 2018, becoming just the third general manager in Raiders franchise history. Mayock previously served as an Emmy-nominated analyst and draft expert for the NFL Network and handled color commentary duties in the broadcast booth for both college and NFL games before joining the Silver and Black.

Mayock applied his expertise in player evaluation once again in the 2021 early free agency period, addressing needs on defense by signing defensive end Yannick Ngakoue and defensive tackle Solomon Thomas, while adding dynamic playmakers in wide receiver John Brown and running back Kenyan Drake on offense. Mayock and Head Coach Jon Gruden were also able to retain important contributors on the Raiders roster, extending the contracts of tackle Kolton Miller and center Andre James, while re-signing defensive tackle Johnathan Hankins and linebacker Nicholas Morrow.

The 2021 NFL Draft saw the Raiders take a methodical approach that added talent and overall depth to the roster. Headlining the draft haul was Alabama All-American Alex Leatherwood in the first round, a key addition to the offensive line who is expected to start immediately at right tackle for the Silver and Black. The Raiders were then able to execute the first of two draft-day trades, moving up five spots to secure TCU safety Tre'von Moehrig with the 43rd-overall pick, adding a dynamic playmaker to the secondary. Las Vegas continued to stock the defense with back-to-back picks in the third round, selecting pass rusher Malcolm Koonce from Buffalo and linebacker Divine Deablo from Virginia Tech with the No. 79 and No. 80 picks, respectively. Continuing to add athleticism and versatility to the defense, Mayock traded up into the fourth round on the draft's third day to select Missouri safety Tyree Gillespie before nabbing Illinois cornerback Nate Hobbs in the fifth round. Pittsburgh offensive lineman Jimmy Morrissey rounded out the team's selections in the seventh round, concluding a draft in which the Raiders did not pick an offensive skill position player for the first time in franchise history.

Mayock provided his own stamp on the Raiders' roster through free agency in both 2019 and 2020, adding significant talent to increase depth and competition throughout the roster. In 2020, the Raiders signed 12 new unrestricted free agents to address needs on both sides of the ball. The linebacker corps was bolstered with the signings of Nick Kwiatkoski and Cory Littleton, while the additions of future Hall of Fame tight end Jason Witten and quarterback Marcus Mariota provided depth and leadership.

Mayock's second NFL Draft with the Silver and Black in 2020 saw the Raiders add speed, toughness and a desire for competition, identified as key "Raider traits," with seven picks through just four rounds. Roster needs at wide receiver and cornerback were addressed early, as explosive Alabama wide receiver Henry Ruggs III, the fastest player in the draft, and versatile Ohio State cornerback Damon Arnette were taken in the first round. Without a second-round pick, Mayock used two of three third-round selections to nab South Carolina wide receiver Bryan Edwards and Clemson linebacker Tanner Muse. On the draft's third day, Mayock used a second draft-day trade to move up and select Clemson guard John Simpson, the fifth player plucked from "Death Valley" by the Raiders in two years, before rounding out the class by drafting Louisiana Tech cornerback Amik Robertson later in the fourth round.

In his first NFL Draft at the helm, Mayock and Gruden used four picks among the top-40 players selected to assemble a group of "foundational" standouts. The Raiders selected defensive lineman Clelin Ferrell from Clemson with the fourth-overall pick before adding Alabama running back Josh Jacobs and Mississippi State safety Johnathan Abram with late first-round selections. Mayock executed two trades on the draft's second day to move back to the 40th-overall spot, selecting Clemson defensive back Trayvon Mullen and netting additional fourth and fifth-round picks. The Raiders were involved in five draft-day trades in total, trading up in the fifth round to pick Clemson wide receiver Hunter Renfrow, helping complete a draft haul that earned plaudits from around the NFL.

In addition, five rookie free agents who signed with the Silver and Black immediately after the draft spent significant time on the active roster during the 2019 season, including fullback Alec Ingold, who was selected as Pro Bowl alternate, and punter A.J. Cole, who placed 33 punts inside the 20-yard line, tied for the third-most in Raiders history.

The Raiders' 2019 rookie class registered as one of the most immediately impactful in team history, producing the PFWA Offensive Rookie of the Year Award winner in Jacobs, while rookie defensive end Maxx Crosby, a fourth-round selection, finished the year as an AP Defensive Rookie of the Year finalist. As a whole, the 2019 draft class led the NFL in sacks (14.5), touchdowns from scrimmage (17), rushing yards (1,167), rushing touchdowns (seven), rushing first downs (60) and yards after catch (676), while finishing second in receptions (107), receiving yards (1,112) and first-down receptions (62).

Prior to assembling talent for the Raiders, Mayock's NFL Draft analysis had been one of the most respected voices among media, NFL front office personnel and team scouting departments. His expertise featured within the NFL Network's extensive coverage of the NFL Draft, including the show "Path To The Draft," as well as the network's exclusive coverage of the NFL Scouting Combine and the Reese's Senior Bowl.

Outside of the studio, Mayock served as the television analyst for the Philadelphia Eagles' preseason games since 2015. He also served as a game analyst for NFL Network's broadcasts of the Senior Bowl and East-West all-star game, as well as preseason analyst for the Minnesota Vikings for several seasons.

In 2010, Mayock became the color commentator for NBC's coverage of Notre Dame football, teaming with play-by-play announcer Tom Hammond. In January 2011, he teamed with Hammond to call NBC's broadcast of the NFC Wild Card playoff game between the New Orleans Saints and the Seattle Seahawks. The following year, he called an AFC Wild Card contest featuring the Cincinnati Bengals and the Houston Texans.

Mayock teamed with Brad Nessler to call the NFL Network's Thursday Night Football package from 2011-2013.

Prior to joining NFL Network, Mayock served as a college football analyst for ABC Sports (2001-03), Fox Sports Net (2000), and CBS Sports (1996-99). He also covered the NCAA Men's Basketball Tournament as a reporter for CBS (1997-99). From 1993-95, Mayock worked on ESPN's coverage of the Canadian Football League.

A 10th-round pick in the 1981 NFL Draft by the Pittsburgh Steelers, Mayock then played for the New York Giants from 1982-83. He is a member of the Boston College Hall of Fame, where he captained both the football and baseball teams. Mayock graduated from Boston College in 1980.

Mayock and his wife Amanda have four children (Leigh, Michael, Mackenzie and Jack).



RECAPPING MAYOCK'S FIRST THREE DRAFTS

2021 DRAFT CLASS

Round	Round Pick	Overall Pick	Position	Player	School
1	17	17	T	Alex Leatherwood	Alabama
2	11	43#	S	Trevon Moehrig	TCU
3	16	79^	DE	Malcolm Koonce	Buffalo
3	17	80	LB	Divine Deablo	Virginia Tech
4	38	143\$	S	Tyree Gillespie	Missouri
5	23	167*	CB	Nate Hobbs	Illinois
7	2	230#	C	Jimmy Morrissey	Pittsburgh

\$ Acquired the 143rd overall selection (**S Tyree Gillespie**) in the 2021 NFL Draft from New York Jets in exchange for 162nd overall selection (**traded to Kansas City - TE Noah Gray**) and 200th overall selection (**DB Brandin Echols**) in the 2021 NFL Draft on May 1, 2021.

Acquired the 43rd overall selection (**S Tre'von Moehrig**) and the 230th overall selection (**C Jimmy Morrissey**) in the 2021 NFL draft from San Francisco in exchange for the 48th overall selection (**OL Aaron Banks**) and 121st overall selection (**traded to Jaguars - LB Jordan Smith**) in the 2021 NFL Draft on April 30, 2021.

* Acquired the 167th overall selection (**CB Nate Hobbs**) in the 2021 NFL Draft from Seattle in exchange for **G Gabe Jackson** on March 20, 2021.

^ Acquired 79th overall selection (**DE Malcolm Koonce**) in the 2021 NFL Draft from Arizona in exchange for **C Rodney Hudson** and the 244th overall selection (**traded to Miami - RB Gerrid Doaks**) in the 2021 NFL Draft on March 19, 2021.

2020 DRAFT CLASS

Round	Round Pick	Overall Pick	Position	Player	School
1	12	12	WR	Henry Ruggs III	Alabama
1	19	19^	CB	Damon Arnette	Ohio State
3	16	80	RB	Lynn Bowden Jr.	Kentucky
3	17	81^	WR	Bryan Edwards	South Carolina
3	36	100+	LB	Tanner Muse	Clemson
4	3	109*	G	John Simpson	Clemson
4	33	139+	CB	Amik Robertson	Louisiana Tech

^ Acquired 19th overall selection (**CB Damon Arnette**) and 81st (**WR Bryan Edwards**) overall selection in the 2020 NFL Draft, in addition to the 24th overall selection (eventually became **RB Josh Jacobs**) and 196th overall selection in the 2019 NFL Draft (later traded to New York Jets, eventually became **CB Blessuan Austin**) from Chicago in exchange for DE Khalil Mack and 2020 43rd (eventually became **TE Cole Kmet**) and 226th (**G Arlington Hambricht**) overall selections on Sept. 1, 2018.

+ Acquired 100th (**LB Tanner Muse**), 139th (**CB Amik Robertson**) and 172nd overall selections in the 2020 NFL Draft from the New England Patriots in exchange for the 91st (originally acquired from Seattle through Houston in exchange for **CB Gareon Conley** on Oct. 20, 2019 and eventually became **TE Devin Asiasi**) and 159th (eventually became **K Justin Rohrwasser**) overall selections.

* Acquired 109th overall selection (**G John Simpson**) in the 2020 NFL Draft from the Detroit Lions in exchange for the 121st (eventually became **G Logan Stenberg**) and 172nd (eventually became **RB Jason Huntley**) overall selections.

2019 DRAFT CLASS

Round	Round Pick	Overall Pick	Position	Player	School
1	4	4	DE	Clelin Ferrell	Clemson
1	24	24^	RB	Josh Jacobs	Alabama
1	27	27%	S	Johnathan Abram	Mississippi State
2	8	40\$	CB	Trayvon Mullen	Clemson
4	4	106	DE	Maxx Crosby	Eastern Michigan
4	27	129%	CB	Isaiah Johnson	Houston
4	35	137&	TE	Foster Moreau	LSU
5	11	149#	WR	Hunter Renfrow	Clemson
7	16	230&	DE	Quinton Bell	Prairie View A&M

^ Acquired 24th overall selection (**RB Josh Jacobs**) and 196th overall selection (later traded to New York Jets), in addition to 2020 first- and third-round selections from Chicago in exchange for **DE Khalil Mack** and 2020 second- and conditional fifth-round selection on Sept. 1, 2018.

% Acquired 27th overall selection (**S Johnathan Abram**) from Dallas in exchange for **WR Amari Cooper** on Oct. 22, 2018.

\$ Acquired 40th overall selection (**CB Trayvon Mullen**) and 158th overall selection from Buffalo in exchange for 38th overall selection (eventually became **T Cody Ford**), acquired from Jacksonville along with 109th overall selection in exchange for 35th overall selection (eventually became **T Jawaan Taylor**), 140th overall selection (eventually became **RB Ryquell Armstead**) and 235th overall selection (eventually became **DT Dontavious Russell**).

% Acquired 129th overall selection (**CB Isaiah Johnson**) and 135th overall selection from Indianapolis in exchange for 109th overall selection (eventually became **S Khari Willis**).

& Acquired 137th overall selection (**TE Foster Moreau**) and 230th overall selection (**DE Quinton Bell**) from Atlanta in exchange for 135th overall selection (eventually became **DE John Charleston**).

Acquired 149th overall selection (**WR Hunter Renfrow**) from Cincinnati in exchange for 158th overall selection (eventually became **CB Michael Jackson**) and 218th overall selection (eventually became **RB Mike Weber**).

COACH GRUDEN QUICK HITS

- The Raiders ranked in the top-seven in total offense in three of Gruden's first four seasons in Oakland, including the top-three in rushing twice and the top-seven in passing once. Defensively, Gruden's units twice ranked among the league's top-10 in total defense, including the fifth-overall rush defense in 2000 and two top-nine finishes in passing defense. Gruden's rush defense in 2019 also ranked eighth, the first time the club has earned a top-10 finish in rush defense since 2002.

---- DIVISION TITLES ----

TEAM	YEAR	RECORD
Oakland	2000	12-4
Oakland	2001	10-6
Tampa Bay	2002	12-4
Tampa Bay	2005	11-5
Tampa Bay	2007	9-7

- As a head coach, he has seen 26 different players combine for 44 Pro Bowl selections. He has also coached recipients of the Associated Press' Defensive Rookie of the Year (Charles Woodson - 1998), Defensive Player of the Year (Derrick Brooks - 2002) and Offensive Rookie of the Year (Carnell "Cadillac" Williams - 2005) Awards. Additionally, Rich Gannon was tabbed for the Maxwell Club's Bert Bell Award as the league's Most Valuable Player in 2000.
- Under Gruden, Tampa Bay posted three top-15 finishes in passing offense and boasted five top-five defenses, including the league's overall leader in defense in both 2002 (252.8 avg.) and 2005 (277.8 avg.).

GRUDEN VS. '21 OPPONENTS

Raiders **Head Coach Jon Gruden** enters the fourth season of his second stint at the helm of the Silver and Black, bringing a 115-110 career regular season record over 15 seasons. In his first four seasons with the Raiders from 1998-2001, Gruden posted a 38-26 record with two postseason appearances before recording a 57-55 record with the Buccaneers from 2002-08. Over his career, Gruden has posted a .500 record or better against nine of the Raiders' 2021 opponents.

AFC West:

Denver Broncos: 5-11
Kansas City Chiefs: 8-8
Los Angeles Chargers: 10-6

AFC North:

Baltimore Ravens: 2-4
Cincinnati Bengals: 5-1
Cleveland Browns: 4-0
Pittsburgh Steelers: 1-3

AFC South:

Indianapolis Colts: 3-4

AFC East:

Miami Dolphins: 1-5

NFC East:

Dallas Cowboys: 3-2
New York Giants: 3-1
Philadelphia Eagles: 3-1
Washington Football Team: 4-2

NFC North:

Chicago Bears: 6-2



GRUDEN BY THE NUMBERS

.511 regular season winning percentage as a head coach (115-110).

.584 winning percentage at home as a head coach with a 66-47 mark.

58-55 regular season record as head coach of the Raiders.

2 times (2000, 2002) Gruden has taken his team to the conference championship.

3 times his defensive units have led the NFL in passing defense: 2002 (155.6 avg.) 2004 (161.2 avg.) and 2007 (170.5 avg.).

5 times a Gruden-led team has appeared in the postseason following a division championship: 2000, 2001, 2002, 2005, 2007.

6 times he has coached his team to a season of nine victories or more, including four seasons where his club has earned double-digit wins.

8 seasons where his team has concluded the year with a positive turnover differential.

38 occurrences where the quarterback of Gruden's team has passed for at least 300 yards in a single contest.

245 interceptions recorded by Gruden's defenses in his 225 regular season games as head coach.

19 times his teams have held opponents to three points or less, including six contests that saw his team shutout the opponent.

13 takeaways were recorded by his club during the 2002 playoffs. No team has recorded more takeaways in a single postseason dating back to 2000. An incredible 41 points were generated from the 13 forced turnovers.

1 Super Bowl title with the Tampa Bay Buccaneers in Super bowl XXXVII.



2021 KEY ACQUISITIONS

LB K.J. WRIGHT



NFL Exp.: 11
Previous Team: Seattle Seahawks

CAREER:

Career totals include 145 contests with 140 starts, totaling 936 tackles (588 solo), 66 tackles for loss, 13.5 sacks, six INTs, 54 passes defended, 11 forced fumbles and nine fumble recoveries. In postseason action, Wright has played in 15 games with 14 starts and tallied 109 tackles (65), two sacks, six tackles for loss, one INT and four passes defended.

AT A GLANCE:

- Since entering the league in 2011, he has registered five 100-plus tackle seasons, including a career-best 132 tackles in 2019.
- His 934 career tackles rank third-most in Seahawks' history and third-most among all active linebackers in the NFL, while his five seasons of 100-or-more tackles rank as the second-most such seasons in club history.
- His 54 passes defended since 2011 rank fourth-most among all NFL linebackers during that span.
- Named a Pro Bowler in 2016 after starting all 16 games and recording 126 tackles (72), four sacks and five passes defended. In 2013, he helped lead the Seahawks to a victory in Super Bowl XLVIII by recording seven tackles (five) in the championship game.

CB CASEY HAYWARD JR.



NFL Exp.: 10
Previous Team: Los Angeles Chargers

CAREER:

Career totals include 130 appearances with 956 starts over his first 10 seasons in the NFL, recording 373 tackles (313 solo), 23 INTs, including two returned for TDs, 100 passes defended, two forced fumbles and four fumble recoveries...In eight postseason contests with four starts, has tallied 26 stops (22) and four passes defended.

AT A GLANCE:

- Since 2012, ranks sixth in the NFL in passes defended (100) and is tied for ninth in INTs (23).
- Played in 107 consecutive games to mark an NFL record among cornerbacks, while also starting in 70 consecutive contests prior to being inactive in Week 12 of the 2020 season.
- Selected to the Pro Bowl twice (2016-17) and is a two-time second-team All-Pro selection by The Associated Press (2016-17).
- Led the NFL with a career-high seven INTs in 2016, including one returned for a TD, while adding 20 passes defended en route to his first Pro Bowl, a second-team All-Pro honor and garnering AFC Defensive Player of the Month for November.
- As a rookie in 2012, he was named to the All-Rookie Team by the Professional Football Writers of America and garnered Defensive Rookie of the Month honors for October.

RB KENYAN DRAKE



NFL Exp.: 6
Previous Team: Arizona Cardinals

CAREER:

Career totals include 78 appearances with 37 starts, compiling 701 rushing attempts for 3,141 yards (4.5 avg.) and 27 TDs, while also tallying 174 receptions for 1,303 yards and an additional six scores...Has returned 31 kickoffs for 772 yards (24.9 avg.), including one returned 96 yards for a TD.

AT A GLANCE:

- In 2020, registered his third-career season with 1,000-plus scrimmage yards including a team-high 955 rushing yards for the NFL's sixth-ranked offense and seventh-ranked rushing attack in 2020.
- Tallied a career-high 10 rushing TDs and joined QB Kyler Murray (11) to form the first QB/RB duo with 10-plus rushing TDs each in a season, marking just the second time in NFL history the feat has been accomplished.
- In 2019, led the Cardinals in rushing yards (643) and rushing TDs (eight) in eight games after being acquired in a Week 9 trade.
- Scored four rushing TDs against Cleveland on Dec. 15, 2019, becoming the fifth Cardinal to score four-or-more rushing TDs in a game in team history en route to earning FedEx Ground Player of the Week honors.
- Recorded a career-high 53 receptions for 477 yards and five TDs in 2018.
- Scored on a 52-yard double-lateral as time expired in the fourth quarter to give the Dolphins a 34-33 win over the Patriots in what was dubbed "The Miami Miracle" on Dec. 9, 2018.

DT QUINTON JEFFERSON



NFL Exp.: 6
Previous Team: Buffalo Bills

CAREER:

Has appeared in 56 contests and made 26 starts, compiling 87 tackles (50 solo), 10.5 sacks, two forced fumbles, three fumble recoveries and six passes defended...In postseason action, has appeared in six contests between the Seahawks and Bills, totaling nine stops (four) and two sacks.

AT A GLANCE:

- Played in 16 contests for the second time in his career while making three starts for the Bills in 2020, totaling totaled 23 tackles (14), three sacks, one pass defended, one forced fumble and one fumble recovery.
- Appeared in 39 games over his four seasons with the Seahawks, making 24 starts and totaling 59 tackles, 7.5 sacks, five passes defended and two fumble recoveries from 2016-19.
- In 2019, posted career highs in tackles (26), sacks (3.5) and passes defended (three), while also registering one fumble recovery.

2021 KEY ACQUISITIONS

DT GERALD McCoy



NFL Exp.: 11
Previous Team: Dallas Cowboys

CAREER:

Has appeared in 140 games with 139 starts, recording 334 tackles (235 solo), 59.5 sacks, 86 tackles for loss, 24 passes defended, six forced fumbles and four fumble recoveries.

AT A GLANCE:

- Earned six consecutive Pro Bowl appearances between 2012-17, tied for the fourth-most Pro Bowl appearances by any defensive player since 2010.
- Named AP All-Pro First Team in 2013 and AP All-Pro Second Team in 2014 and 2016.
- Since entering the league in 2010, ranks fourth in sacks (59.5), sixth in tackles for loss (79), tied for sixth in passes defended (24) and tied for 10th in forced fumbles (six) among defensive tackles.
- From 2013-18, was the only defensive tackle in the NFL to tally at least six sacks every year.
- In 2019, started all 16 games for the Carolina Panthers after his first nine seasons in the NFL with the Tampa Bay Buccaneers, posting five sacks for the eighth consecutive season.
- Was named to his sixth Pro Bowl in 2017 after recording a team-high six sacks and 13 tackles for loss, which ranked third among all defensive tackles that season.
- His career-high 9.5 sacks in 2013 were the fourth-most in the NFL by a defensive tackle and the fifth-most ever by a Buccaneers defensive tackle.
- In 2012, anchored NFL's No. 1-ranked rushing defense, which allowed a Buccaneer franchise-record 82.5 yards per game.
- Became just the fifth defensive rookie to start for the Buccaneers on opening day since 1995 and his 54.5 sacks with the club rank third-most all-time in franchise history behind Warren Sapp (77) and Simeon Rice (69.5).

DE YANNICK NGAkouE



NFL Exp.: 6
Previous Team: Baltimore Ravens

CAREER:

Career totals include 79 appearances with 71 starts, compiling 149 tackles (130 solo), 45.5 sacks, two INTs including one returned for a TD, 11 passes defended, 18 forced fumbles and three fumble recoveries...Postseason totals include five games played with four starts, totaling four tackles, one sack, one pass defended and one forced fumble.

AT A GLANCE:

- Is one of four players since 1982 (when sacks became an official stat) to begin his career with five consecutive season eight-plus sack seasons.
- Ranks second in the NFL with 18 forced fumbles since 2016.
- In 2020, appeared in 15 contests (six with Min. and nine with Bal.) and made eight starts, totaling 23 tackles, eight sacks, one pass defended and four forced fumbles.
- Started in all 15 games in which he appeared in 2019, amassing a career-high 41 tackles (36) and adding eight sacks, six passes defended, four forced fumbles and one fumble recovery.
- Started in all 16 contests in 2018 and posted the second-most sacks in his career, tallying 9.5 and a team-high 33 quarterback hits.
- Set career highs in 2017 when compiling 12 sacks, a league-high six forced fumbles and two fumbles recoveries en route to his first career Pro Bowl nod.
- His 37.5 career sacks with the Jacksonville Jaguars ranks second in franchise history.
- Ranks tied for first in Jaguars history with eight multi-sack contests.
- Holds the Jaguars rookie record for most sacks in a single season (eight).

WR WILLIE SNEAD IV



NFL Exp.: 7
Previous Team: Baltimore Ravens

CAREER:

Career totals include 87 games played with 48 starts, totaling 275 receptions for 3,393 yards with 16 TDs...Also appeared in six postseason contests, recording 19 receptions for 165 yards.

AT A GLANCE:

- Recorded a career-high five TDs, adding 31 receptions for 339 yards to Baltimore produce the league's No. 1 scoring offense (33.2 ppg) in 2019.
- In 2015, ranked second among rookies in receptions (69) and receiving yards (984).

DT SOLOMON THOMAS



NFL Exp.: 5
Previous Team: San Francisco 49ers

CAREER:

Has appeared in 49 contests with 30 starts, totaling 95 tackles (73 solo), 16 tackles for loss, six sacks and one fumble recovery...In three career postseason appearances, has recorded four tackles and one sack.

AT A GLANCE:

- In 2019, played in all 16 games for the second time in his career, totaling 21 stops (15) and two sacks during the regular season, while adding four tackles and one sack in three postseason contests en route to helping the 49ers reach Super Bowl LIV.
- Appeared in 14 games and made 12 starts as a rookie in 2017, while registering career highs in tackles (41) and sacks (three).

RAIDERS IN THE COMMUNITY / INTERESTING FACTS

QB DEREK CARR

- His brother, David Carr, was a former No. 1 overall pick of the Houston Texans and the two brothers started a training facility in Bakersfield, CA together called Carr Elite in 2014.
- Carr and his wife, Heather, have established DC4KIDS in 2016, a campaign intended to fund the most immediate needs of patients at Valley Children's Hospital in Madera, CA.

RB KENYAN DRAKE

- Visited Mexico in 2018 and Brazil in 2019 as a Smile Train ambassador to help create new smiles for children with untreated clefts in the developing world. He also hosted the second annual Smile Train Family Fun Day to raise awareness and funds for the program.
- Started his own clothing line with all proceeds going to Smile Train.
- While growing up in the Atlanta area, Drake often participated in after school programs hosted by Boys and Girls Clubs, and now, he regularly visits local Boys and Girls Clubs to mentor children. During the 2017 season, Drake was named the Week 16 NFLPA Community MVP for providing a night of holiday food and fun for 125 kids at a Boys and Girls Club in Broward County, Fla.

DE CLELIN FERRELL

- Partnered with Levar Stoney, Mayor of City of Richmond, Va., to donate \$100,000 to the Family Crisis Fund and the Eviction Diversion Program in 2020.

FB ALEC INGOLD

- Nominated by the Raiders for the Walter Payton NFL Man of the Year Award in 2020.
- Partnered with Junior Achievement Southern Nevada to bring 8th-12th grade students a Virtual Money Mini Camp in an attempt at reducing the wage gap by enhancing financial literacy and professional development in underprivileged high schools.
- Partnered with @AdoptUSKids to help raise awareness about the need for more foster and adoptive families for children and youth.
- Is involved with several campaigns including Adoption Month and a Las Vegas television station series which features local children seeking fostering or adoption. Also working with the Clark County Department of Family Services on social media postings to raise awareness for their foster and adoption programs.
- Started a motivational series titled "Mindset Monday" on Instagram.
- Joined Special Olympics athletes from Nevada and California as they participated in "Virtual Fall Sports & Fitness".
- Served and shared nutritious meals with first and second grade students at Jack Dailey Elementary, a Title I school in Las Vegas, highlighting the importance of fueling up for a successful school day.

RB JOSH JACOBS

- Hosted his first annual 'Josh Jacobs Youth Football Camp' in July 2021 with 350 local kids in attendance in Las Vegas.
- Teamed up with FedEx and BlessinBackpack in 2020 to help deliver food to elementary school kids in the Las Vegas area.
- Partnered with Luuf to provide mattresses for youths in homeless shelters, foster care and transitional housing situations. They distributed \$100,000 in youth mattresses in 2020.
- Partnered with Clark County Nevada to provide 42,000 Nevada kindergarten kids with child ID kits in October 2019.

DT QUINTON JEFFERSON

- Working with Seattle artist Kendall Roque, Jefferson wears a new pair of specially designed cleats to wear pregame during every game of the season. He also has a collection of over 500 sneakers.

QB MARCUS MARIOTA

- His @MM8Foundation provided 3,000 meals to homeless shelters across Oahu, Hawaii for the holidays and donated 500 pounds of food to the humane society and SPCA to help dogs.
- His Motiv8 foundation helped distribute 1,000 meals a day at Kauluwela and Palolo Elementary Schools while schools were shut down due to COVID-19, starting on Monday, March 30 through the end of the school year on May 29.
- In 2016, Mariota launched of his Motiv8 Foundation, which serves the communities of Middle Tennessee, Eugene and Honolulu. The Motiv8 Foundation aims to create and support economic and educational programs and athletic activities to provide an alternative outlet for youth of troubled neighborhoods and backgrounds.

DT GERALD MCCOY

- A major supporter of the National Pediatric Cancer Foundation, has annually served as a spokesperson and participated in the Buccaneers Cut for a Cure, also donating tens of thousands of dollars towards the team's fundraising efforts.

TE DARREN WALLER

- Launched the Darren Waller Foundation in March 2020 with the purpose to equip youth to avoid and overcome addiction to drugs and alcohol and support youth and their families during their recovery and treatment journey.
- Partnered with Emergent BioSolutions in a new opioid awareness campaign to shine a spotlight on the overdose crisis. The campaign, called Reverse the Silence, debuted on July 26 and features an unbranded website, plus nationwide television and radio spots that aim to address the stigma surrounding opioid overdoses, which are often accidental.
- Hosted 100 children grades 3-8 from the Las Vegas area for his youth football camp in July of 2021.
- In 2021, Waller headlined 'A Concert to Shine On' brought to life by Darren's passion for music and equipping youth to avoid and overcome addiction to drugs and alcohol. The event included live auction before the concert started.
- Released his second album Wall Street in September of 2019 and in May 2020, released the music video for his song, "Profits", which is the second song to receive a music video from his album — "SHSW".
- His great-grandfather was famed jazz pianist Fats Waller.

TEAM EFFORT

- The organization kicked off 2020 pledging \$500,000 that eliminated school lunch and breakfast debt for all qualifying school districts and charter schools enrolled in the National School Lunch and Breakfast Program in Nevada. Throughout the season the team also launched a voter education and registration platform, and encouraged completion of the 2020 Census to shape Nevada's future.
- The Las Vegas Raiders organization, players and coaches contributed over \$1.35 million worth of financial donations, personal protective equipment and meals to help Southern Nevada in the face of the COVID-19 pandemic. A total of 545,500 meals were provided for the community as a direct result of the team's contributions.
- Las Vegas Raiders Head Coach Jon Gruden and Raiders players established a charitable platform called The All For You Crew focused on addressing social injustices by supporting first responders, education and youth programming.

<https://www.raiders.com/community/>

PRO BOWL RAIDERS

RB JOSH JACOBS AND TE DARREN WALLER NAMED TO PRO BOWL

Josh Jacobs earned his first selection to the annual All-Star game after becoming the team's all-time rushing leaders through a player's first two seasons (2,215 yards). In 2020, Jacobs ranked third in rushing attempts (273), eighth in rushing yards (1,1065) and tied for fourth in rushing touchdowns (12). The second-year rusher logged at least two touchdowns in four contests this season, including a three-touchdown performance in Week 1, tied for second-most in a single game this season. His three touchdowns tied a single-game franchise record, as he became just the second player in NFL history with at least two rushing touchdowns in Week 1 of both their rookie season and second season. Jacobs became the first running back in the storied history of the Raiders to rush for 1,000 yards in each of his first two seasons. He joined Marcus Allen and Mark van Eeghen as the only running backs in club lore to surpass the 1000-yard mark in multiple seasons.

Darren Waller also earned his first selection to the Pro Bowl after one of the greatest seasons by a player in Raiders lore, breaking Hall of Famer Tim Brown's record for most receptions in a single season by posting 107 in 2020. Waller became just the sixth tight end in league history to surpass 100 catches in a season, as he also posted a career-high 1,196 receiving yards and nine touchdown receptions. Waller hauled in at least five passes in an incredible 13 games this season, finishing fourth overall in the NFL in total catches. He also surpassed 100 receiving yards in five contests, giving him 10 total since the beginning of 2019, the most in the NFL among all tight ends. Among Waller's exceptional highlights this year includes one of the best performances from a tight end in NFL history, as he hauled in 13 passes for 200 yards and two receiving touchdowns in Week 13. Waller joined Hall of Famer Shannon Sharpe (2002) as the only tight ends in league annals to post at least 10 receptions, 200 yards and two touchdowns in a single game. Just two weeks later in Week 15, Waller posted another nine receptions for 150 yards and a touchdown, surpassing the 150-yard barrier for the second time in three games. The only other tight ends to log 150 receiving yards two times in a single season are Sharpe, Hall of Famer Kellen Winslow and Christensen. With 425 receiving yards in the last three weeks, Waller surpassed Sharpe's (1996) and Jimmy Graham's (2013) previous record (413 yards) for most yards by a tight end in a three-game span in NFL history.



WINNING WAYS

The Raiders are among the elite teams in NFL history, ranking among the top teams from 1963-2020 in winning percentage of teams playing at least 500 games. The Raiders rank eighth with a .537 percentage since Al Davis was named head coach and general manager in 1963.

NFL WINNING PERCENTAGE 1963-2020 (MIN. 500 GAMES)


Rank	Team	W	L	T	Pct.
1.	Dallas Cowboys	517	370	3	.583
2.	Pittsburgh Steelers	512	369	9	.581
3.	NE Patriots	496	387	7	.562
4.	Green Bay Packers	489	386	15	.558
5.	Minnesota Vikings	490	390	10	.557
6.	Miami Dolphins	467	377	4	.553
7.	Denver Broncos	474	407	9	.538
8.	Las Vegas Raiders	472	407	11	.537
9.	Kansas City Chiefs	470	408	10	.535

ROAD WARRIORS

The Raiders are among the top-performing road teams in NFL history. The Silver and Black rank fifth since 1963 with a .479 winning percentage in games away from home.

TOP ROAD RECORDS 1963-2020 (MIN. 300 GAMES)

Rank	Team	W	L	T	Pct.
1.	Dallas Cowboys	228	216	1	.514
2.	Indianapolis Colts	218	225	2	.492
3.	New England Patriots	216	228	2	.486
4.	Pittsburgh Steelers	213	227	5	.484
5.	Las Vegas Raiders	208	228	8	.479
6.	San Francisco 49ers	211	231	3	.477
7.	Miami Dolphins	200	224	1	.472
8.	Minnesota Vikings	203	234	7	.465
9.	Green Bay Packers	203	235	7	.464
10.	Los Angeles Rams	203	237	5	.462



TEAM NOTES

CARR AT THE HELM



QB Derek Carr was named the Raiders' starting QB heading into the 2014 season, becoming the first rookie QB in team history to start in Week 1. In 2016, he became the first QB in franchise history to throw for 3,000 yards in each of his first three seasons and led seven fourth-quarter comebacks en route to winning the NFL's Castrol Edge Clutch Performer of the Year award. In 2018, Carr set a new franchise mark for most consecutive pass attempts without an interception (332), while also setting an NFL record for most completions (1,759) through a player's first five years in the NFL. In 2019, Carr became the first quarterback in franchise history to pass for 4,000 yards in multiple seasons, while also setting a new franchise record for completion percentage (70.4 percent). Through Year 7, Carr became just the 27th player in club history to record 100 starts and holds the franchise record for touchdown passes and passing yards, while setting the NFL record for most fourth quarter comebacks (21) through a player's first seven seasons in the league. In 2020, Carr completed 348-of-517 passes for a career-high 4,103 yards, 7.9 yards per attempt and the second-best passer rating (101.4) in club history, while also joining Peyton Manning as the only players in NFL history to complete 300 passes in each of their first seven seasons.

----- DEREK CARR CAREER STATISTICS -----

Year	GP/GS	W-L	Cmp.	Att.	%	Yards	TDs	INTs	Rtg.
2014	16/16	3-13	348	599	58.1	3,270	21	12	76.6
2015	16/16	7-9	350	573	61.1	3,987	32	13	91.1
2016	15/15	12-3	357	560	63.8	3,937	28	6	96.7
2017	15/15	6-9	323	515	62.7	3,496	22	13	86.4
2018	16/16	4-12	381	553	68.9	4,049	19	10	93.9
2019	16/16	7-9	361	513	70.4	4,054	21	8	100.8
2020	16/16	8-8	348	517	67.3	4,103	27	9	101.4
2021	1/1	1-0	34	56	60.7	435	2	1	89.5
Career	111/111	48-63	2,502	3,886	64.4	27,331	172	72	92.1

ALL-TIME TOUCHDOWN LEADER

In just his seventh year and in Week 4 against the Buffalo Bills in 2020, **QB Derek Carr** broke legendary Raiders QB Ken Stabler's record of 150 touchdown passes as a Raider.

----- TOUCHDOWN PASSES AS A RAIDER -----

Rank	Player	Pass TDs
1.	Derek Carr	170
2.	Ken Stabler	150
3.	Daryle Lamonica	148
4.	Rich Gannon	114
5.	Tom Flores	92

MULTI-TD GAMES

In Week 9 against the Los Angeles Chargers in 2020, **QB Derek Carr** surpassed Daryle Lamonica for most games with at least two touchdown passes as a Raider, as he recorded his 47th such game.

----- RAIDERS QBs WITH MULTI-TD PASSES IN A CONTEST -----

Rank	Player	Games
1.	Derek Carr	51
2.	Daryle Lamonica	46
3.	Ken Stabler	42
4.	Rich Gannon	34
5.	Tom Flores	29

CARR'S COMPLETION %

Carr owns three of the top-4 highest completion percentage marks in club history.

----- HIGHEST COMPLETION % IN TEAM HISTORY -----

Rank	Player	Year	Comp %
1.	Derek Carr	2019	70.4%
2.	Derek Carr	2018	68.9%
3.	Rich Gannon	2002	67.6%
4.	Derek Carr	2020	67.3%
5.	Ken Stabler	1976	66.7%

Additionally, Carr's completion percentage of 70.4 in 2019 ranked among the best percentages in a single season in NFL history.

----- HIGHEST COMPLETION % IN NFL HISTORY -----

Rank	Player	Year	Comp %
1.	Drew Brees	2018	74.4%
2.	Drew Brees	2019	74.3%
3.	Drew Brees	2017	72.0%
4.	Sam Bradford	2016	71.6%
5.	Drew Brees	2011	71.2%
6.	Drew Brees	2009	70.6%
7.	Ken Anderson	1982	70.6%
8.	Derek Carr	2019	70.4%
9.	Sammy Baugh	1945	70.3%
10.	Steve Young	1994	70.3%

FRANCHISE RECORD

In 2019, he cemented himself as the club's all-time passing yards leader, breaking the record held by **Hall of Fame QB Ken Stabler** since 1979. Carr became just the 15th quarterback in NFL history to surpass 19,000 passing yards in 80 career games or less, as his 19,196 yards ranked 12th through a player's first 80 career contests. A look below shows the club's top-5 passing leaders in franchise history. He surpassed the 20,000-yard barrier in his 84th game and surpassed 25,000 yards in his 104th game, the 12-fewest games to 25,000 yards in NFL history.

----- PASSING YARDS AS A RAIDER -----

Rank	Player	Passing Yards	Career Games
1.	Derek Carr	26,896	110
2.	Ken Stabler	19,078	130
3.	Rich Gannon	17,585	74
4.	Daryle Lamonica	16,655	95
5.	Jim Plunkett	12,665	70



300-YARD GAMES

Carr has eclipsed the 300-yard mark 26 times so far in his career. The Raiders are 16-10 when Carr reaches the 300-yard milestone, and 3-0 when Carr surpasses the 400-yard barrier. In 2020, Carr tied a career high with six 300-yard passing games, a mark he previously hit in his second year in 2015.

----- CARR'S 300-YARD PASSING GAMES -----

Date	Opp.	Yards	Att./Cmp.	TDs	Passer Rtg.	Result
10/30/16	at TB	513	40/59	4	117.4	W, 30-24 (OT)
9/30/18	Cle	437	35/58	4	92.4	W, 45-42 (OT)
9/13/21	Bal.	435	34/56	2	89.5	W, 33-27 (OT)
10/19/17	KC	417	29/52	3	101.2	W, 31-30
12/29/19	at Den.	391	29/46	1	97.3	L, 15-16
12/6/20	at NYJ	381	28/47	3	97.9	W, 31-28
1/3/21	at Den.	371	24/38	2	91.0	W, 32-31
9/20/15	Bal.	351	30/46	3	100.9	W, 37-33
10/11/20	at KC	347	22/31	3	126.7	W, 40-32
9/23/18	at Mia.	345	27/39	1	83.8	L, 20-27
12/26/20	Mia.	336	21/34	1	104.5	L, 25-26
11/1/15	NYJ	333	23/36	4	130.9	W, 34-20
11/29/15	at Ten.	330	24/37	3	120.3	W, 24-21
10/26/14	at Cle.	328	34/54	1	86.0	L, 13-23
12/9/18	Pit.	322	25/34	2	122.4	W, 24-21
9/11/16	at NO	319	24/38	1	98.5	W, 35-34
10/9/16	SD	317	25/40	2	93.4	W, 34-31
12/13/20	Ind.	316	31/45	2	85.0	L, 27-44
11/27/16	Car.	315	26/38	2	100.2	W, 35-32
9/27/15	at Cle.	314	20/32	2	115.9	W, 27-20
10/29/17	at Buf.	313	31/49	1	71.2	L, 14-34
10/4/20	Buf.	311	32/44	2	107.3	L, 23-30
9/10/18	LAR	303	29/40	0	62.8	L, 13-33
11/15/15	Min.	302	29/43	2	83.7	L, 14-30
11/8/15	at Pit.	301	24/44	4	96.9	L, 35-38
11/5/17	at Mia.	300	21/30	1	99.3	W, 27-24

***On Oct. 30, 2016, Carr set a franchise record with his 513 yards passing en route to a 30-24 victory over the Tampa Bay Buccaneers.

3,000 YARDS

Carr is one of just five quarterbacks in NFL history to pass for at least 3,000 yards in each of his first seven seasons in the league.

----- QBs W/ SEVEN 3,000 YARD SEASONS TO START CAREER -----

Player	Team	Years
Derek Carr	Raiders	2014-20
Andy Dalton	Bengals	2011-17
Peyton Manning	Colts	1998-04
Cam Newton	Panthers	2011-17
Russell Wilson	Seahwks	2012-18

3,000 YARDS AND 20 TDs

In Week 13, QB **Derek Carr** became just the fifth quarterback in NFL history to record 3,000 passing yards and 30 touchdown passes in six of his first seven seasons.

----- 3,000 YARD/20 PASS TD SEASONS THROUGH YEAR 7 -----

Player	Team	Seasons
Peyton Manning	Colts	1998-04
Russell Wilson	Seahwks	2012-18
Eli Manning	Giants	2005-10
Dan Marino	Dolphins	1984-89
Derek Carr	Raiders	2014-20

20 TD PASSES

Only six quarterbacks in NFL history have passed for 20 touchdowns in six of their first seven seasons in the NFL. That list can be found below.

--- SEASONS WITH 20 TD PASSES THROUGH YEAR 7 ---

Rank	Player	Years	Count
1t.	Peyton Manning	1998-04	7
1t.	Dan Marino	1983-89	7
1t.	Russell Wilson	2012-18	7
4t.	Derek Carr	2014-20	6
4t.	Eli Manning	2005-010	6
4t.	Matt Ryan	2009-14	6

THREE-TD GAMES

Though Year 7, Carr has totaled 22 career games with at least three touchdown passes. The Raiders are 15-7 when Carr tosses three touchdowns or more. The chart below shows where Carr ranks in club history.

---- RAIDERS QBs WITH 3-TD PASSES IN A CONTEST ----

Rank	Player	Games
1.	Derek Carr	22
2.	Ken Stabler	20
3.	Daryle Lamonica	19
4.	Rich Gannon	16
5.	Tom Flores	11

PASSER RATING ON DEEP BALLS

Among pass attempts at least 15 yards in the air in 2020, Derek Carr ranked fifth in the NFL and third in the AFC in passer rating (123.9).

----- PASSER RATING -----

Rank	Player	Comps.	Att	Rating
1.	Taysom Hill	18	26	134.3
2.	Aaron Rodgers	49	109	127.4
3.	Patrick Mahomes	52	107	125.9
4.	Deshaun Watson	70	121	124.7
5.	Derek Carr	53	105	123.9
6.	Drew Brees	40	60	123.6
7.	Matthew Stafford	57	118	122.7
8.	Ryan Tannehill	38	75	120.8
9.	Dak Prescott	21	41	119.2
10.	Daniel Jones	42	76	115.6

*Min 20 attempts

THROWING FOR SIX

Carr has enjoyed one of the most prolific starts to a career in NFL history, especially when it comes to finding the end zone. His 53 TDs rank second most by any NFL player through his first two seasons, trailing only Dan Marino (68). And although his 2016 season was cut short due to injury, he continued his stellar start to his career by throwing 28 more TDs in his third season. His 170 TDs are 10th-most in the NFL since 2014.

TOUCHDOWN PASSES THROUGH FIRST TWO NFL SEASONS

Rank	Player	Years	TDs
1.	Dan Marino (Mia.)	1983-84	68
2.	Derek Carr (Oak.)	2014-15	53
T-3.	Peyton Manning (Ind.)	1998-99	52
T-3.	Russell Wilson (Sea.)	2012-13	52

TOUCHDOWN PASSES THROUGH FIRST THREE NFL SEASONS

Rank	Player	Years	TDs
1.	Dan Marino (Mia.)	1983-85	98
2.	Andrew Luck (Ind.)	2012-14	86
3.	Peyton Manning (Ind.)	1998-2000	85
4.	Derek Carr (Oak.)	2014-16	81

TOUCHDOWN PASSES THROUGH FIRST FOUR NFL SEASONS

Rank	Player	Years	TDs
1.	Dan Marino (Mia.)	1983-86	142
2.	Peyton Manning (Ind.)	1998-2001	111
3.	Russell Wilson (Sea.)	2012-15	106
4.	Derek Carr (Oak.)	2014-17	103
5.	Andrew Luck (Ind.)	2012-15	101

TOUCHDOWN PASSES THROUGH FIRST FIVE NFL SEASONS

Rank	Player	Years	TDs
1.	Dan Marino (Mia.)	1983-87	168
2.	Peyton Manning (Ind.)	1998-2002	138
3.	Andrew Luck (Ind.)	2012-16	132
4t.	Matt Ryan (Atl.)	2008-12	127
4t.	Russell Wilson (Sea.)	2012-16	127
6.	Andy Dalton (Cin.)	2011-15	124
7.	Derek Carr (Oak.)	2014-18	122
8.	Cam Newton (Car.)	2011-15	117

TOUCHDOWN PASSES THROUGH FIRST SIX NFL SEASONS

Rank	Player	Years	TDs
1.	Dan Marino (Mia.)	1983-87	196
3.	Andrew Luck (Ind.)	2012-18	171
2.	Peyton Manning (Ind.)	1998-2003	167
4t.	Russell Wilson (Sea.)	2012-17	161
4t.	Matt Ryan (Atl.)	2008-13	153
6.	Brett Favre (GB)	1991-96	147
7.	Derek Carr (Oak.)	2014-19	143

TOUCHDOWN PASSES THROUGH FIRST SEVEN NFL SEASONS

Rank	Player	Years	TDs
1.	Dan Marino (Mia.)	1983-88	220
2.	Peyton Manning (Ind.)	1998-2004	216
3.	Russell Wilson (Sea.)	2012-18	196
4.	Brett Favre (GB)	1991-97	182
5.	Matt Ryan (Atl.)	2008-14	181
6.	Andrew Luck (Ind.)	2012-18	171
7.	Derek Carr (Oak./LV)	2014-20	170

Carr crossed the 100-touchdown barrier just 60 games into his NFL career, the quickest to reach 100 passing scores in Raiders history. By doing so in his first four seasons, Carr joined Dan Marino, Peyton Manning, Andrew Luck and Russell Wilson as the only quarterbacks in NFL history to toss 100 touchdowns through their first four seasons in the league.

100 PASSER RATING

Carr has posted passer ratings of at least 100 points in 40 career games (26-14 record) after his performance in Week 11 of 2020. With his 33rd such game in Week 1 of 2020, Carr surpassed Raiders legend Ken Stabler for most in franchise history.

----- CARR'S 100-PLUS PASSER RATING GAMES -----

Date	Opp.	Passer Rtg.	Yards	TDs	INTs	Result
12/07/14*	SF	140.2	254	3	0	W, 24-13
10/25/15^	at SD	137.7	289	3	0	W, 37-29
10/28/14	Ind.	136.6	244	3	0	L, 28-42
09/17/17	NYJ	136.6	230	3	0	W, 45-20
11/26/17	Den.	136.3	253	2	0	W, 21-14
11/01/15	NYJ	130.9	333	4	0	W, 34-20
10/11/20	at KC	126.7	347	3	1	W, 40-32
10/27/19	at Hou.	125.0	285	3	0	L, 24-27
10/02/16	at Bal.	123.4	199	4	0	W, 28-27
12/02/18	KC	123.2	285	3	0	L, 33-40
12/24/16	Ind.	122.6	228	3	0	W, 33-25
12/09/18	Pit.	122.4	322	2	0	W, 24-21
09/09/19	Den.	121.0	259	1	0	W, 24-16
09/21/20	NO	120.7	282	3	0	W, 34-24
11/29/15	at Ten.	120.3	330	3	0	W, 24-21
11/22/20	KC	119.7	275	3	1	L, 31-35
09/27/20	at NE	119.4	261	2	0	L, 20-36
10/20/19	at GB	119.2	293	2	1	L, 24-42
12/22/19	at LAC	118.2	291	1	0	W, 24-17
10/30/16	at TB	117.4	513	4	0	W, 30-24 (OT)
11/21/16	Hou.	117.0	295	3	1	W, 27-20
11/03/19	Det.	116.2	289	2	0	W, 31-24
09/27/15	at Cle.	115.9	314	2	0	W, 27-20
12/08/19	Ten.	115.2	263	2	0	L, 21-42
09/18/16	Atl.	115.0	299	3	0	L, 28-35
09/16/18	at Den.	114.6	288	1	0	L, 19-20
09/10/17	at Ten.	114.3	262	2	0	W, 26-16
11/08/20	at LAC	108.1	165	2	0	W, 31-26
10/12/14	SD	107.7	282	4	1	L, 28-31
09/13/20	at Car.	107.5	239	1	0	W, 34-30
10/04/20	Buf.	107.3	311	2	0	L, 23-30
11/17/19	Cin.	105.7	292	1	1	W, 17-10
09/29/19	at Ind.	105.4	189	2	0	W, 31-24
12/26/20	Mia.	104.5	336	1	0	L, 25-26
09/22/19	Min.	103.7	242	2	1	L, 14-34
10/19/17	KC	101.7	417	3	0	W, 31-30
09/20/15	Bal.	100.9	351	3	1	W, 37-33
11/18/18	Ari.	100.5	192	2	0	W, 23-21
11/27/16	Car.	100.2	315	2	1	W, 35-32
10/01/17	at Den.	100.0	143	1	0	L, 10-16

* 4th highest by first-year player since 1970 AFL-NFL merger

^ 7th highest road rating in franchise history



TD-INT RATIO

Among Carr's great talents as a quarterback is his ability to protect the ball and minimize turnovers. Through the first seven years of his career, there have been few to ever do it better than Carr when it comes to touchdown-to-interception ratio.

Carr's 2.43 TD-INT ratio (168/69) is fourth-best in NFL history among QBs with 3,000-or-more attempts. Shown below is the elite company Carr has joined with those numbers:

Rank	Player	Team	Ratio
1.	Aaron Rodgers	Green Bay	4.58
2.	Russell Wilson	Seattle	3.27
3.	Tom Brady	New England	3.04
4.	Derek Carr	Las Vegas	2.43
5.	Drew Brees	New Orleans	2.34
6.	Kirk Cousins	Was./Min.	2.23
7.	Matt Ryan	Atlanta	2.18
8.	Steve Young	San Francisco	2.17

RECORD STREAK

From midway through the team's Week 5 (2018) contest against the Los Angeles Chargers to the opening quarter of their Week 17 matchup with the Kansas City Chiefs, **QB Derek Carr** did not throw an interception. A span of nearly 12 games and totaling a remarkable 332 pass attempts, Carr broke the previous franchise record set by Rich Gannon in 2001 (277) for most consecutive passes without an interception and etched himself among NFL history.

--- MOST CONSECUTIVE PASSES W/O AN INT IN NFL HISTORY ---

Rank	Player	Attempts	Years
1.	Aaron Rodgers	402	2018
2.	Tom Brady	358	2010-11
3.	Derek Carr	332	2018

LEADING THE CLASS

As a rookie in 2014, Carr led his draft class in completions (348), passing yards (3,270) and touchdowns (21). His prolific rookie campaign ranks among the best in NFL annals. He has continued to excel compared to both the 2014 draft class and the NFL in general.

Category	Carr	2014 Class Rank	Carr (2014)	All-time Rookie Rank
Completions	2,468	1st	348	2nd
Passing Yards	26,896	1st	3,270	11th
Passing TDs	170	1st	21	T-6th
QB Rating	92.1	1st	76.6	9th^

*Minimum five QB starts

^Minimum 400 attempts



COMEBACK CARR

Carr has orchestrated 24 game-winning drives in his career. Carr ranks first in NFL history with a league-best 22 fourth quarter comebacks during his first eight seasons.

Shown below are the 24 combined drives:

- 17-play, 80-yard TD drive (7:21) vs. Kansas City on Nov. 20, 2014 (9-yard TD to James Jones)
- 9-play, 80-yard TD drive (1:44) vs. Baltimore on Sept. 20, 2015 (12-yard TD to Seth Roberts)
- 9-play, 90-yard TD drive (3:20) at Tennessee on Nov. 29, 2015 (12-yard TD to Seth Roberts)
- 3-play, 11-yard drive (0:16) at Denver on Dec. 13, 2015 (16-yard TD to Mychal Rivera)
- 15-play, 67-yard drive (6:55) in overtime vs. San Diego on Dec. 24, 2015 (31-yard Sebastian Janikowski FG)
- 11-play, 75-yard drive (5:16) at New Orleans on Sept. 11, 2016 (10-yard TD to Seth Roberts and two-point conversion to WR Michael Crabtree)
- 6-play, 66-yard drive (1:24) at Baltimore on Oct. 2, 2016 (23-yard TD to WR Michael Crabtree)
- 5-play, 60-yard drive (1:36) in overtime at Tampa Bay on Oct. 30, 2016 (41-yard TD to Seth Roberts)
- 5-play, 85-yard drive (1:32) vs. Houston on Nov. 21, 2016 (35-yard TD to WR Amari Cooper)
- 12-play, 82-yard drive (3:20) vs. Carolina on Nov. 27, 2016 (23-yard Sebastian Janikowski FG)
- 5-play, 59-yard drive (0:40) vs. Buffalo on Dec. 4, 2016 (37-yard TD to WR Amari Cooper)
- 9-play, 54-yard drive (3:47) at San Diego on Dec. 18, 2016 (44-yard Sebastian Janikowski FG)
- 11-play, 85-yard drive (2:25) vs. KC on Oct. 19, 2017 (2-yard TD to WR Michael Crabtree)
- 11-play, 70-yard drive (3:41) vs. Cle on Sept. 30, 2018 (29-yard Matt McCrane FG)
- 9-play, 63-yard drive (1:53) at Ari. on Nov. 18, 2018 (35-yard Daniel Carlson FG)
- 8-play, 75-yard drive (2:34) vs. Pit. on Dec. 9, 2018 (6-yard TD to TE Derek Carrier)
- 13-play, 97-yard drive (5:52) vs. Chi. on Oct. 6, 2019 (2-yard TD rush by RB Josh Jacobs)
- 7-play, 75-yard drive (3:12) vs. Det. on Nov. 3, 2019 (9-yard TD to WR Hunter Renfrow)
- 10-play, 75-yard drive (3:00) vs. LAC on Nov. 7, 2019 (18-yard TD rush by RB Josh Jacobs)
- 9-play, 75-yard drive (4:08) vs. Car on Sept. 13, 2020 (6-yard TD rush by RB Josh Jacobs)
- 10-play, 45-yard drive (5:16) at KC on Oct. 11, 2020 (43-yard FG by K Daniel Carlson)
- 15-play, 75-yard drive (8:54) at Cle. on Nov. 1, 2020 (4-yard TD to WR Hunter Renfrow)
- 4-play, 61-yard drive (0:30) at NYJ on Dec. 6, 2020 (46-yard TD to WR Henry Ruggs III)
- 7-play, 77-yard drive (1:23) at Den. on Jan. 3, 2021 (1-yard TD rush by Josh Jacobs - Carr to Waller 2-point conversion)

MADD MAXX



DE Maxx Crosby was drafted in the fourth round (106th overall) of the 2019 NFL Draft...Ranks fourth in franchise history for most sacks (17) by a player through his first two seasons...Tied for second in club history with four sacks in a single game...Has been awarded AFC Defensive Player of the Week and AFC Special Teams Player of the Week...In 2020, started all 16 games for the first time in his career, tallying 39 stops (20 solo), a team-high seven sacks, fumble recovery and one pass defended in addition to two blocked kicks on special teams...As a rookie in 2019, posted 46 tackles (35), a career-high 10 sacks, four forced fumbles and four passes defended...Became just the second rookie in franchise history to record 10 sacks in a season...Also became the second player in franchise annals to record at least 10 sacks and 15 tackles for loss in a single season...Finished second in the Associated Press Defensive Rookie of the Year voting for his superb campaign...Career totals include 32 games played with 26 starts, 85 tackles (55), including 30 for loss, 17 sacks, four forced fumbles, one fumble recovery, five passes defended and two blocked kicks.

MAXX CROSBY STATS

Year	GP	GS	Total	Solo	Asst.	Sacks	Yds.	INTs	PD	FF
2019	16	10	46	35	11	10.0	69.5	0	4	0
2020	16	16	38	17	18	7.0	38.0	0	1	0
2021	1	1	6	4	2	2.0	12.0	0	0	0
Totals	33	27	91	59	32	19.0	119.5	0	5	0

ALL-TIME RAIDERS ROOKIES

As a rookie in 2019, became just the second rookie in franchise history to record 10 sacks in a season

RAIDERS ROOKIE SACK LEADERS

Rank	Player	Year	Sacks
1.	Greg Townsend	1983	10.5
2.	Maxx Crosby	2019	10.0
3.	Aaron Wallace	1990	9.0
4.	Bill Pickel	1983	6.0
5.	Scott Davis	1988	5.5
6t.	Lamarr Houston	2010	5.0
6t.	Trevor Scott	2008	5.0
8t.	Tony Bryant	1999	4.5
8t.	Clelin Ferrell	2019	4.5
8t.	Sio Moore	2013	4.5

10 SACKS AND 4 FORCED FUMBLES

Became the fifth rookie since at least 2000 to record double-digit sacks and at least four forced fumbles in their rookie campaign. The elite list Crosby joined is found below.

ROOKIES W/ 10 SACKS AND 4 FORCED FUMBLES

Year	Player	Sacks	Forced Fumbles
2002	Dwight Freeney	13.0	9
2002	Julius Peppers	12.0	5
2003	Terrell Suggs	12.0	6
2006	Mark Anderson	12.0	4
2019	Maxx Crosby	10.0	4

YEAR 2 TOTALS

A look below shows where Crosby's sacks rank in franchise history through his first two seasons.

RAIDERS SACK LEADERS THROUGH YEAR 2

Rank	Player	Years	Sacks
1.	Khalil Mack	2014-15	19.0
2.	Bill Pickel	1983-83	18.5
3.	Greg Townsend	1983-83	17.5
4.	Maxx Crosby	2019-20	17.0
5.	Darrell Russell	1997-98	13.5

SINGLE-GAME SACKS

Crosby earned AFC Defensive Player of the Week honors in Week 11 of 2019 after recording a Raiders rookie record four sacks, a mark that is tied for second-most in NFL history among rookies.

RAIDERS SINGLE-GAME SACK LEADERS

Rank	Player	Year	SACKS
1t.	Howie Long	1983	5.0
1t.	Khalil Mack	2015	5.0
3t.	Maxx Crosby	2019	4.0
3t.	Anthony Smith	1992	4.0
3t.	Anthony Smith	1993	4.0
3t.	Kameron Wimbley	2011	4.0

NFL ROOKIE SINGLE-GAME SACK LEADERS

Rank	Player	Year	SACKS
1.	Leslie O'Neil	1986	5.0
2t.	Maxx Crosby	2019	4.0
2t.	Cornelius Bennett	1987	4.0
2t.	Brian Orakpo	2009	4.0
5t.	Three Tied	-----	3.5

RAIDERS ROOKIE SINGLE-GAME SACK LEADERS

Rank	Player	Year	SACKS
1.	Maxx Crosby	2019	4.0
2.	Greg Townsend	1983	3.0
3.	Clelin Ferrell	2019	2.5

2019 ROOKIE SACK LEADERS

Crosby finished the season as only the second defender in franchise history to record double-digit sacks as a rookie. He finished second in the NFL among rookies with 10 sacks on the season.

2019 ROOKIE SACK LEADERS

Rank	Player	Team	SACKS
1.	Josh Allen	Jaguars	10.5
2.	Maxx Crosby	Raiders	10.0
3.	Nick Bosa	49ers	9.0
4.	Brian Burns	Panthers	7.5
5.	Montez Sweat	Redskins	7.0
6.	Chase Winovich	Patriots	5.5
7.	Ed Oliver	Bills	5.0
8t.	Clelin Ferrell	Raiders	4.5
8t.	Oshane Ximines	Giants	4.5
10t.	Sam Eguavoen	Dolphins	3.5
10t.	Dre'Mont Jones	Broncos	3.5

AFC SPECIAL TEAMS PLAYER OF THE WEEK

After posting another seven sacks on defense in 2020, **DE Maxx Crosby** made his mark on the special teams unit, earning Special Teams Player of the Week honors for the first time in his career after blocking two kicks in the team's season finale.

- Recorded two blocked FGs.

o With nine seconds remaining in the contest and leading by just one point, Crosby blocked what would have been a game-winning 63-yard FG attempt by Denver Broncos K Brandon McManus.

o His two blocked kicks were the most in the NFL in Week 17.

o Two blocked FGs were tied for the most in a game this season.

- Crosby is one of two players to record two blocked kicks in a single game this season.

o His two blocked kicks mark just the 14th time since at least 2000 that a player has recorded two in a single game.

o His two blocked kicks are tied for the most by a player in a single game since at least 2000.

- It marks just the second time since 2015 that a player has blocked two kicks in a single game.

o Is the second Raiders player since at least 2000 to record two blocked kicks in a single game, joining Richard Seymour (2011).



AFC DEFENSIVE PLAYER OF THE WEEK

After setting a Raiders rookie record in Week 11 of the 2019 campaign with four sacks in the contest against the Cincinnati Bengals, **DE Maxx Crosby** became the second rookie player in franchise history (Phillip Buchanon - 2002) to earn AFC Defensive Player of the Week Honors and the first Raider to win the award since 2016.

Stat line: Posted five tackles (four solo), including three for loss, four sacks and one forced fumble.

- **Recorded four sacks.**

o Crosby's four sacks in Week 11 are tied for second-most by a rookie in NFL history.

o Crosby is just the fourth rookie in NFL history to record four sacks in a game and the first to do so since Brian Orakpo in 2009.

o Crosby's four sacks in Week 11 set a new franchise record for most sacks in a game by a rookie.

o Four sacks rank tied for second-most by a player in franchise history.

o Crosby's four sacks in Week 11 were the most among all defenders in the NFL.

o Crosby's four sacks in Week 11 are tied for the most in a single contest by a player in 2019.

o Crosby is one of just four players to record four sacks in a contest in 2019.

- **Crosby recorded three sacks in the fourth quarter in Week 11.**

o Crosby's three sacks are tied for second-most in the fourth quarter of a contest since at least 1991.

o Crosby is one of just two players with three sacks in a fourth quarter this season.

o Dating back to 2000, Crosby is the only rookie to record three sacks in a fourth quarter of a contest.

o Crosby's third sack of the fourth quarter came on the Bengals' final offensive drive and set the team up with a second-and-19 that ended in a Raiders interception.

- **Crosby is one of four players in Week 11 to register multiple sacks and at least one forced fumble.**

4TH-ROUND GEM

Crosby became just the fourth player in franchise history who was drafted by the club in the fourth round or later to record double-digit sacks in a single season, joining Greg Townsend, Rod Martin and Rod Coleman. Shown below are players in 2019 who have been drafted in the fourth round or later and their respective sacks last season.

----- 2019 SACK LEADERS ----- DRAFTED IN 4TH ROUND OR LATER

Rank	Player	Team	Sacks
1.	Za'Darius Smith	Packers	13.5
2.	Maxx Crosby	Raiders	10.0
3.	Matt Judon	Ravens	9.5
4.	Matthew Loannidis	Redskins	8.5
5.	Everson Griffen	Vikings	8.0

4TH QUARTER SACKS

Crosby turned it on in the fourth quarter during his rookie campaign, finishing with the second-most sacks in the NFL during the final frame of play amongst his rookie peers.

----- 4TH QUARTER SACKS BY ROOKIES -----

Rank	Player	Team	Sacks
1.	Brian Burns	Panthers	5.0
2.	Maxx Crosby	Raiders	4.0
3.	Clelin Ferrell	Raiders	3.0
4.	Josh Allen	Jaguars	2.5
5t.	Oshane Ximines	Giants	2.0
5t.	Chase Winovich	Patriots	2.0
5t.	Nick Bosa	49ers	2.0

JOSH JACOBS



With the 24th overall selection in the 2019 NFL Draft, the Raiders selected **RB Josh Jacobs** to be their bell-cow back out of the University of Alabama. After earning the starting role at the conclusion of his first training camp, Jacobs made his rookie debut on Monday Night Football at home against the Denver Broncos. With 23 carries for 85 yards and two rushing scores, while adding one reception for 28 yards, Jacobs became the first player since **RB LaDainian Tomlinson** (2001) to tally two rushing TDs and 100 yards from scrimmage in his rookie debut. Jacobs also became the first player in franchise history to score two rushing TDs in his NFL debut. Since then, Jacobs took the NFL by storm, becoming the first rookie in franchise history to earn two NFL Offensive Rookie of the Month honors (October and November), while racking up five 100-yard performances and also breaking RB Marcus Allen's franchise rookie rushing record set in 1982 for total rushing yards and 100-yard contests. Jacobs also became the 21st player in NFL history with 1,000 rushing yards through his first 12 career contests. In Week 1 of 2020, he picked up right where he left off as a rookie, becoming the first player in Raiders history to score three times on the ground in a season opener. Jacobs finished 2020 appearing in a career-high 15 games and setting career highs in rush attempts (273) and touchdowns (12). His 12 scores on the ground are tied for third-most in Raiders single-season history.

----- JOSH JACOBS' STATS -----

Year	Team	GP	GS	Att.	Yds.	Avg.	Lg.	TD
2019	Oakland	13	13	242	1,150	4.8	51	7
2020	Las Vegas	15	15	273	1,065	3.9	28t	12
2021	Las Vegas	1	1	10	34	3.4	15t	2
Totals		29	29	525	2,249	4.3	51	21

2020

RB Josh Jacobs rushed for 93 yards on the ground in Week 1 against the Carolina Panthers on 25 carries and added three TDs. He became the first player in Raiders history to record three rushing TDs in a Week one contest. Additionally, Jacobs became just the second player in NFL history to notch at least two rushing TDs in Week 1 of his first and second year in the NFL. Jacobs finished ranked eighth in the NFL in rushing yards in 2020 and tied for fourth in rushing touchdowns.

----- 2020 RUSHING LEADERS -----

Rank	Player	Team	Rushing Yards
1.	Derrick Henry	Titans	2,027
2.	Dalvin Cook	Vikings	1,557
3.	Jonathan Taylor	Colts	1,169
4.	Aaron Jones	Packers	1,104
5t.	James Robinson	Jaguars	1,070
5t.	David Montgomery	Bears	1,070
7.	Nick Chubb	Browns	1,067
8.	Josh Jacobs	Raiders	1,065
9.	Lamar Jackson	Ravens	1,005
10.	Melvin Gordon	Broncos	986

*Through his first 16 games, Jacobs ranked first in franchise history with 1,402 rushing yards.

----- 2020 RUSHING TOUCHDOWN LEADERS -----

Rank	Player	Team	Rushing TDs
1.	Derrick Henry	Titans	17
2t.	Dalvin Cook	Vikings	16
2t.	Alvin Kamara	Saints	16
4t.	Josh Jacobs	Raiders	12
4t.	Cam Newton	Patriots	12
4t.	Nick Chubb	Browns	12
7t.	Kyler Murray	Cardinals	11
7t.	Antonio Gibson	Washington	11
7t.	Jonathan Taylor	Colts	11

100-YARD GAMES

Just 28 games into **RB Josh Jacobs** career he has tallied seven contests with at least 100 yards on the ground. As a rookie in 2019, Jacobs recorded the most 100-yard contests (five) by a first-year player in franchise history and set the rookie rushing record previously held by Marcus Allen. A look below highlights each of Jacob's 100-yard performances.

----- JACOB'S 100-YARD RUSHING GAMES -----

Date	Opp.	Yards	Carries	Avg.	TDs	Result
11/01/20	Cle.	129	31	4.2	0	W, 16-6
10/20/10	at GB	124	21	5.9	0	L, 24-42
10/06/19	Chi. (Lon.)	123	26	4.7	2	W, 24-21
11/03/19	Det.	120	28	4.3	2	W, 31-24
11/17/19	Cin.	112	23	4.9	0	W, 17-10
11/15/20	Den.	112	21	5.3	2	W, 37-12
12/01/19	at KC	104	17	6.1	0	L, 9-40

CARRYING THE LOAD

In Week 8 against the Cleveland Browns in 2020, **RB Josh Jacobs** carried the a career-high 31 times for a career-high 128 yards in the 16-6 victory. It marked the first time since Dec. 16, 2012 (Darren McFadden) that a Raiders running back recorded at least 30 rushing attempts in a single game, as his 31 carries are also tied for the second-most by a running back this year with Tennessee Titans RB Derrick Henry. A look below shows where Jacobs' 31 carries rank in Raiders history.

--- MOST SINGLE-GAME CARRIES IN FRANCHISE HISTORY ---

Rank	Player	Year	Carries
1.	Mark van Eeghen	1977	36
2t.	Marcus Allen	1987	33
2t.	Justin Fargas	2007	33
4.	Tyrone Wheatley	2003	32
5t.	Josh Jacobs	2020	31
5t.	Clem Daniels	1963	31
5t.	Marcus Allen	1985	31
5t.	Mark van Eeghen	1977	31
5t.	Napoleon Kaufman	1998	31

--- MOST SINGLE-GAME CARRIES IN 2020 ---

Rank	Player (Week)	Team	Carries
1.	Derrick Henry (17)	Titans	34
2t.	Dalvin Cook (13)	Vikings	32
2t.	David Montgomery (15)	Bears	32
4t.	Josh Jacobs (8)	Raiders	31
4t.	Derrick Henry (1)	Titans	31
6t.	Dalvin Cook (8)	Vikings	30
6t.	Jonathan Taylor (17)	Colts	30
6t.	Dalvin Cook (10)	Vikings	30
9.	Cam Akers (14)	Rams	29
10.	Derrick Henry (11)	Titans	28
11t.	Dalvin Cook (2)	Vikings	27
11t.	Josh Jacobs (2)	Raiders	27
11t.	Derrick Henry (12)	Titans	27
11t.	Dalvin Cook (11)	Vikings	27

--- MOST CARRIES IN 2020 ---

Rank	Player	Team	Carries
1.	Derrick Henry	Titans	378
2.	Dalvin Cook	Vikings	312
3.	Josh Jacobs	Raiders	273
4.	David Montgomery	Bears	247
5.	Ezekiel Elliot	Cowboys	244
6.	James Robinson	Jaguars	240
7.	Kenyan Drake	Cardinals	239
8.	Jonathan Taylor	Colts	232
9.	Melvin Gordon	Broncos	215
10.	Aaron Jones	Packers	201

RUSHING YARDS PER GAME

RB Josh Jacobs finished his rookie year averaging 88.5 rushing yards per game, the 20th-best average by a rookie since the 1970 AFL-NFL Merger and third-best average by all running backs in 2019. In 2020, Jacobs posted an average of 71.0 rushing yards per game and ranked 10th in the NFL and sixth in the AFC.

----- 2020 RUSHING YARDS PER GAME -----

Rank	Player	Team	Rush Yds/G
1.	Derrick Henry	Titans	126.7
2.	Dalvin Cook	Vikings	111.2
3.	Nick Chubb	Browns	88.9
4.	Aaron Jones	Packers	78.9
5.	Jonathan Taylor	Colts	77.9
6.	James Robinson	Jaguars	76.4
7.	Miles Sanders	Eagles	72.3
8t.	David Montgomery	Bears	71.3
8t.	Joe Mixon	Bengals	71.3
10.	Josh Jacobs	Raiders	71.0

----- 2019 RUSHING YARDS PER GAME -----

Rank	Player	Team	Rush Yds/G
1.	Derrick Henry	Titans	102.7
2.	Nick Chubb	Browns	93.4
3.	Josh Jacobs	Raiders	88.5
4.	Christian McCaffrey	Panthers	86.7
5.	Ezekiel Elliott	Cowboys	84.8

RAIDERS RUSHING LEADER

In Week 9 against the Los Angeles Chargers, RB Josh Jacobs surpassed Marcus Allen for most rushing yards in franchise history by a player in his first two seasons. Jacobs is the only player in franchise history to rush for 1,000 yards in each of his first two seasons.

----- Most Rushing Yards In First Two Seasons (Raiders) -----

Rank	Player	Years	Yards
1.	Josh Jacobs	2019-20	2,215
2.	Marcus Allen	1982-83	1,711
3.	Latavius Murray	2014-15	1,490
4.	Napoleon Kaufman	1995-96	1,364
5.	Bo Jackson	1987-88	1,134

Jacobs also recorded 19 rushing touchdowns just 28 games into his NFL career, a mark that ranks second in franchise history, trailing only Marcus Allen's 20 touchdown runs posted between 1982 and 1983.

YARDS AFTER CONTACT

A look below details just how Jacobs performed after first contact in 2020.

----- 2020 YARDS AFTER CONTACT LEADERS -----

Rank	Player	Team	YAC
1.	Derrick Henry	Titans	1,073
2.	Dalvin Cook	Vikings	756
3.	James Robinson	Jaguars	615
4.	Aaron Jones	Packers	592
5.	David Montgomery	Bears	590
6.	Ronald Jones	Buccaneers	584
7.	Josh Jacobs	Raiders	540
8.	Ezekiel Elliott	Cowboys	521
9.	Nick Chubb	Browns	511
10.	Jonathan Taylor	Colts	479



2020 PFF

RB Josh Jacobs was praised for his performance as a rookie by many last season, Pro Football Focus included. He earned the second-best rushing grade in 2019 and forced more missed tackles than anyone in the National Football league in just his first year. While battling injuries in 2020, Jacobs has yet again been one of the best at forcing missed tackles.

----- 2020 PFF MISSED TACKLES FORCED -----

Rank	Player	Team	MTFs
1.	Derrick Henry	Seahawks	78
2.	Dalvin Cook	Vikings	72
3t.	Nick Chubb	Browns	56
3t.	David Montgomery	Titans	56
5.	Josh Jacobs	Raiders	52
6.	Melvin Gordon	Broncos	51
7.	Ezekiel Elliott	Cowboys	44
8t.	Jonathan Taylor	Colts	43
8t.	Mike Davis	Panthers	43

Since 2006, only Marshawn Lynch in 2013 (76) and 2014 (91) forced more missed tackles on runs than Josh Jacobs' 70 during his rookie season. In Week 1 of 2020, Jacobs led the NFL with 12 forced missed tackles as a rusher and receiver (10, 2).

ROOKIE RECORD HOLDER

Just eight games into his rookie campaign, **RB Josh Jacobs** etched himself among the many Raiders greats, surpassing Marcus Allen's 37-year-old franchise record for rushing yards in a single season by a rookie. A look below is where Jacobs stands.

----- RAIDERS ROOKIE SINGLE-SEASON MARKS -----

Rank	Player	Year	Rushing Yards
1.	Josh Jacobs	2019 (13 games)	1,150
1.	Marcus Allen	1982	697
2.	Arthur Whittington	1978	661
4.	Greg Robinson	1993	591
5.	Bo Jackson	1987	554

**Jacobs also broke a tie with Marcus Allen for the most 100-yard rushing games as a rookie in club history with his fourth in Week 11.*

ALL-TIME SINGLE SEASON LEADERS

In Week 13 of 2019, **RB Josh Jacobs** has become just the 12th player in Raiders lore to rush for 1,000 yards in a single season and did so in just his 12th career contest. He is one of four players in franchise history to accomplish the feat through the first 12 games of a season. Jacobs is also the only rookie in franchise history to cross 1,000 yards in a single season. Jacobs crossed the 1,000-yard mark in 2020 and became just the third player in club history to record multiple seasons with 1,000 rushing yards. Jacobs is just the 33rd player in NFL history and first in club history to begin his career with back-to-back 1,000 yard campaigns. A look below shows where he ranks in Raiders history.

----- RAIDERS SINGLE-SEASON RUSHING LEADERS -----

Rank	Player	Year	Rushing Yards
1.	Marcus Allen	1985	1,759
2.	Napoleon Kaufman	1997	1,294
3.	Mark van Eeghen	1977	1,273
4.	Marcus Allen	1984	1,168
5.	Darren McFadden	2010	1,157
6.	Josh Jacobs	2019	1,150
7.	Harvey Williams	1995	1,114
8.	Marv Hubbard	1972	1,100
9.	Clem Daniels	1963	1,099
10.	Mark van Eeghen	1978	1,080
11.	Latavius Murray	2015	1,066
12.	Josh Jacobs	2020	1,065
12.	Tyrone Wheatley	2000	1,046
13.	LaMont Jordan	2005	1,025
14.	Marcus Allen	1983	1,014
15.	Mark van Eeghen	1976	1,012



2019 NFL RUSHING LEADERS

RB Josh Jacobs rushed for 1,150 yards in just his first 13 contests as a rookie, good for eighth-most in the NFL. In Week 11, Jacobs became the 12th player in NFL history with at least 900 yards (923) through a player's first 10 career games. Jacobs crossed the 1,000-yard barrier in Week 13, marking the 16th time in club history a player has rushed for 1,000 yards. Below shows a closer look at rushing leaders across the league.

----- 2019 NFL RUSHING LEADERS -----

Rank	Player	Team	Rushing Yards
1.	Derrick Henry	Titans	1,540
2.	Nick Chubb	Browns	1,494
3.	Christian McCaffrey	Panthers	1,387
4.	Ezekiel Elliott	Cowboys	1,357
5.	Chris Carson	Seahawks	1,230
6.	Lamar Jackson	Ravens	1,206
7.	Leonard Fournette	Jaguars	1,152
8.	Josh Jacobs	Raiders	1,150
9.	Joe Mixon	Bengals	1,137
10.	Dalvin Cook	Vikings	1,135

**Jacobs' 1,150 yards on the ground rank first in franchise history among all rookie rushers, topping Marcus Allen's previous record of 697 yards set in 1982.*

RAIDERS DEBUT

RB Josh Jacobs' 85 yards on the ground in Week 1 of 2019 ranks third in franchise history among all rookies in their NFL debut.

----- MOST RUSHING YARDS IN RAIDERS DEBUT -----

Year	Player	Yards	TDs
1982	Marcus Allen	116	1
1965	Roger Hagberg	87	0
2019	Josh Jacobs	85	2
2016	Jalen Richard	84	1

**Jacobs also became the first Raiders player since 1972 to score multiple TDs in his NFL debut.*

ELITE FIRST 13

RB Josh Jacobs ranks among NFL history's elite when it comes to rushing yards as a 21-year-old. Shown below is the Top-5 season performances by a player 21-or-younger in their first 13 career games.

Rank	Player	Year	Yards
1.	Ezekiel Elliott	Cowboys	1,392
2.	Edgerrin James	Colts	1,311
3.	Barry Sanders	Lions	1,208
4.	Josh Jacobs	Raiders	1,150
5.	Saquon Barkley	Giants	1,124

2019 PFF's BEST

----- 2019 PFF RUNNING BACK GRADES -----

Rank	Player	Team	Grade
1.	Nick Chubb	Browns	90.3
2.	Josh Jacobs	Raiders	86.9
3.	Dalvin Cook	Vikings	83.5
4.	Ezekiel Elliott	Cowboys	83.1
5.	Aaron Jones	Packers	81.3

----- 2019 PFF MISSED TACKLES FORCED -----

Rank	Player	Team	MTFs
1.	Josh Jacobs	Raiders	70
2t.	Nick Chubb	Browns	68
2t.	Chris Carson	Seahawks	63
4.	Derrick Henry	Titans	62
5.	Joe Mixon	Bengals	53

NFL OFFENSIVE ROOKIE OF THE MONTH

After a strong start to his rookie campaign in 2019, **RB Josh Jacobs** owned the month of October and became the first rookie in franchise history to be named NFL Offensive Rookie of the Month, joining **CB Charles Woodson** (1998) as the only other rookie in club history to earn the honor on either side of the ball. Take a look at some of his stats from the month of October below.

Stat line: Rushed 62 times for 313 yards and two rushing touchdowns, adding eight receptions for 45 yards in just three games during the month of October.

● **Two 100-yard rushing contests.**

○ Tied for first in the NFL among all players during the month of October.

○ First in the NFL among rookies during the month of October.

● **Most rushing yards (123) by a rookie running back in the 27 NFL games played in London since 2007.**

● **Averaged 104.3 rushing yards per game in October.**

○ Ranked fourth in the NFL during the month of October.

○ Ranked third in the AFC during the month of October.

○ Ranked first among all rookies during the month of October.

● **313 rushing yards in October.**

○ Ranked seventh in the NFL during the month of October.

○ Ranked fourth in the AFC during the month of October.

○ Ranked first among all rookies during the month of October.

○ Most rushing yards by a Raiders rookie during the month of October in franchise history (and did so in just three contests).

● **Averaged 5.05 yards per carry in the month of October.**

○ Ranked first in the NFL among all players with at least 60 carries during the month of October.

ROOKIE OF THE MONTH PART II

RB Josh Jacobs continued to roll in the month of November in 2019 and tacked on his second consecutive NFL Offensive Rookie of the Month Award, becoming the first Raider in club history with two Rookie of the Month honors. Jacobs is the first rookie in the NFL to win the award in consecutive months since Odell Beckham Jr. did so in November and December of 2014.

Stat line: Rushed 94 times for 441 yards and three rushing touchdowns, adding seven receptions for 44 yards from Weeks 9-13.

● **Three 100-yard rushing contests.**

○ Ranked tied for first in the NFL among all players.

○ Ranked first in the NFL among rookies.

● **Four 100-yard scrimmage contests.**

○ Ranked second in the NFL among all players.

○ Ranked first in the AFC among all players.

○ Ranked first in the NFL among all rookies.

● **Rushed for three touchdowns.**

○ Ranked tied for fifth in the NFL among all players.

○ Ranked first in the NFL among all rookies.

● **Averaged 88.2 rushing yards per game.**

○ Ranked fourth in the NFL among all players.

○ Ranked first in the NFL among rookies.

● **441 rushing yards.**

○ Ranked second in the NFL among all players.

○ Ranked first in the NFL among all rookies.

○ And in doing so, became just the 12th player in club history with 1,000 yards in a season

○ First rookie to ever do so.

○ Fourth player in team history to do so in the first 12 games of a season.

○ Led all rookies with 1,061 rushing yards and ranked fourth in the NFL overall.

2019 ROOKIE LEADER

RB Josh Jacobs paced all rookies in the league in every major rushing category in 2019. Those stats are highlighted below.

----- RUSHING TDs AMONG NFL ROOKIES -----

Rk.	Player	Rush TDs
1.	Josh Jacobs (Oak.)	7
2.	David Montgomery (Chi.)	6
3.	Two Tied	4

----- RUSHING YARDS AMONG NFL ROOKIES -----

Rk.	Player	Rush Yards
1.	Josh Jacobs (Oak.)	1,150
2.	David Montgomery (Chi.)	889
3.	Miles Sanders (Phi.)	818

----- RUSHING YARDS/GAME AMONG NFL ROOKIES -----

Rk.	Player	Yards/Game
1.	Josh Jacobs (Oak.)	88.5
2.	Devin Singletary (Buf.)	64.6
3.	David Montgomery (Chi.)	55.6

----- YARDS AFTER CONTACT AMONG NFL ROOKIES -----

Rk.	Player	Rush YAC
1.	Josh Jacobs (Oak.)	686
2.	David Montgomery (Chi.)	399
3.	Devin Singletary (Buf.)	365

----- RUSHING 1ST DOWNS AMONG NFL ROOKIES -----

Rk.	Player	1st Downs
1.	Josh Jacobs (Oak.)	53
2.	David Montgomery (Chi.)	50
3.	Devin Singletary (Buf.)	37

ROOKIE TOP SINGLE GAMES

In Week 9 of 2019, **RB Josh Jacobs** recorded his third game with at least 120 yards on the ground, marking a new franchise record by a rookie running back and breaking Marcus Allen's previous record of two such games. A look below shows some of Jacobs' top rushing performances in 2019 and where they rank in Raiders lore.

----- RAIDERS ROOKIE SINGLE-GAME MARKS -----

Rank	Player	Year	Rushing Yards
1.	Bo Jackson	1987	221
2.	Darren McFadden	2008	164
3.	Marcus Allen	1982	156
4.	Arthur Washington	1978	134
5.	Marcus Allen	1982	126
6.	Josh Jacobs	2019 (Week 7)	124
7.	Josh Jacobs	2019 (Week 5)	123
8.	Josh Jacobs	2019 (Week 9)	120
9.	Marcus Allen	1982	116
10.	Josh Jacobs	2019 (Week 11)	112
11.	Josh Jacobs	2019 (Week 13)	104
12t.	Josh Jacobs	2019 (Week 2)	99
12t.	DeAndre Washington	2016	99

*Jacobs is the first running back with at least three games of multi-ple rush touchdowns in his first season since Ezekiel Elliott had five in 2016.

DARREN WALLER



In 2018, **TE Darren Waller** was signed by the Raiders off of the Baltimore Ravens' practice squad. In 2019, Waller led the team in receptions and receiving yards. Waller's receptions (90), receiving yards (1,145), receiving touchdowns (three) and first-down receptions (53) all led the team. Waller broke the club record and led the NFL among his position group with five 100-yard contests. In one of the most historic receiving campaigns in franchise history, Waller earned his first Pro Bowl selection after leading the team in all major receiving categories and setting a new club record with 107 receptions, topping Tim Brown's previous mark of 104 catches in 1997. Waller also posted career highs in receiving yards (1,196) and touchdown receptions (nine). He also tied his own record set in 2019 with five games of at least 100 receiving yards. Waller finished the campaign rattling off three straight games with over 100 receiving yards, becoming only the third Raider to accomplish the feat since the merger: Hall of Famer Tim Brown in 1999, Cliff Branch in 1974 and 1976.

83

----- DARREN WALLER'S CAREER STATISTICS -----

Year	Team	GP	GS	Rec.	Yds.	Avg.	Lg.	TD
2015	Bal.	6	1	2	18	9.0	17	0
2016	Bal.	12	3	10	85	8.5	15	2
2017	Bal.	(Reserve/Suspended List)						
2018	Oak.	4	0	6	75	12.5	44	0
2019	Oak.	16	16	90	1,145	12.7	75	3
2020	LV	16	15	107	1,196	11.2	38t	9
2021	LV	1	1	10	105	10.5	24	1
Totals		55	36	225	2,624	11.7	75	15

ALL-TIME RECEPTIONS

In 2020, **TE Darren Waller** recorded a franchise-record 107 receptions, breaking Hall of Famer WR Tim Brown's previous mark of 104 receptions set during the 1997 campaign. Waller finished fourth in the NFL and first among all tight ends.

----- MOST RECEPTIONS BY A PLAYER IN CLUB HISTORY -----

Rank	Player	Year	Receptions
1.	Darren Waller	2020	107
2.	Tim Brown	1997	104
3.	Todd Christensen	1986	95
4t.	Jerry Rice	2002	92
4t.	Todd Christensen	1983	92
6t.	Tom Brown	2001	91
6t.	Charlie Garner	2002	91
8t.	Darren Waller	2019	90
8t.	Tim Brown	1999	90
8t.	Tim Brown	1996	90

Waller became just the sixth tight end in NFL history to record 100 receptions in a single season.

----- TIGHT ENDS WITH 100 RECEPTIONS IN A SEASON ----- (NFL HISTORY)

Rank	Player	Year	Receptions
1.	Zach Ertz (Phi.)	2018	116
2.	Jason Witten (Dal.)	2012	110
3.	Darren Waller (LV)	2020	107
4.	Travis Kelce (KC)	2020	105
5.	Travis Kelce (KC)	2018	103
6.	Tony Gonzalez (KC)	2004	102
7.	Dallas Clark (Ind.)	2009	100

WALLER'S RECEPTIONS

Waller finished 2020 with a career-high and franchise-record 107 receptions on the year, tallying double-digit receptions in two contests, including 13 contests with at least five receptions. His 13 such contests in a single season mark a new franchise record and tied for second-most in the NFL this season.

--- RECEPTION LEADERS IN 2020 ---

Rank	Player	Team	Receptions	Targets
1.	Stefon Diggs	Buffalo	127	166
2t.	DeAndre Hopkins	Arizona	115	160
2t.	Davante Adams	Green Bay	115	149
4.	Darren Waller	Las Vegas	107	145
5.	Travis Kelce	Kansas City	105	145
6.	Allen Robinson	Chicago	105	151
7t.	Keenan Allen	L.A. Chargers	100	147
7t.	Tyler Lockett	Seattle	100	132
9.	JuJu Smith-Schuster	Pittsburgh	97	136
10.	Robby Anderson	Carolina	95	124



200 YARD CLUB

In Week 13 of 2020 against the New York Jets, **TE Darren Waller** became just the fourth Raider and first tight end to log 200 receiving yards in a contest. The single-game all-time leaders in franchise lore are shown below.

----- MOST RECEIVING YARDS BY A TE IN CLUB HISTORY -----

Rank	Player	Year	Receptions	Yards
1.	Art Powell	1963	10	247
2.	Amari Cooper	2016	11	210
3.	Art Powell	1965	11	206
4.	Darren Waller	2020	13	200
5.	Warren Wells	1970	7	198
6.	Jessie Hester	1986	4	193
7.	Tim Brown	1999	11	190
8.	Tim Brown	1993	10	183
9.	Art Powell	1963	7	181
10.	Jared Cook	2018	9	180

TOUCHDOWN RECEPTIONS

In 2020, **TE Darren Waller** became just the fifth Raiders tight end in club history to log at least nine touchdown receptions and the first to do so since Rickey Dudley in 1999. Waller finished third in 2020 among tight ends with nine scores.

----- MOST TD RECEPTIONS IN CLUB HISTORY (TEs) -----

Rank	Player	Year	TD Receptions
1.	Todd Christensen	1983	12
2t.	Dave Casper	1976	10
2t.	Billy Cannon	1967	10
4t.	Darren Waller	2020	9
4t.	Dave Casper	1978	9
4t.	Rickey Dudley	1999	9
7t.	Raymond Chester	1979	8
7t.	Todd Christensen	1986	8
7t.	Raymond Chester	1972	8

----- MOST TD RECEPTIONS IN 2020 -----

Rank	Player	Team	TD Receptions
1.	Davante Adams	Green Bay	18
2.	Tyreek Hill	Kansas City	15
3.	Adam Thielen	Minnesota	14
4.	Mike Evans	Tampa Bay	13
5t.	A.J. Brown	Tennessee	11
5t.	Travis Kelce	Kansas City	11
5t.	Robert Tonyan	Green Bay	11
8t.	Tyler Lockett	Seattle	10
8t.	DK Metcalf	Seattle	10
10t.	Darren Waller	Las Vegas	9

WALLER'S WEEK 13

In Week 13 of 2020, **TE Darren Waller** logged one of the greatest performances from a tight end in NFL history, tallying 13 receptions for 200 yards and two touchdowns. He set a franchise record for most receiving yards by a tight end and became just the third player in club lore to record at least 200 receiving yards in a game. More accolades from his career day are shown below.

----- 200 Receiving Yards and Two TDs (NFL HISTORY, TEs) -----

Player	Team	Years
Jackie Smith	St. Louis Cardinals	1963
Rich Caster	New York Jets	1972
Shannon Sharpe	Denver Broncos	2002
Darren Waller	Las Vegas Raiders	2020

----- 10 Rec., 150 Rec. Yards & 2 TDs, (NFL History, TEs) -----

Player	Team	Years
Shannon Sharpe	Denver Broncos	1996 & 2002
Travis Kelce	Kansas City Chiefs	2018
Kellen Winslow	San Diego Chargers	1983
Todd Christensen	Los Angeles Raiders	1983
Darren Waller	Las Vegas Raiders	2020

----- 10 Receptions, 150 Receiving Yards & 2 TDs (Raiders) -----

Player	Years	Games
Art Powell	1963, 1965	2
Tim Brown	1993	1
Todd Christensen	1983	1
Amari Cooper	2017	1
Darren Waller	2020	1

WALLER'S RECEPTIONS

In Week 13 of 2020 against the New York Jets, **TE Darren Waller** shined and hauled in a career-high 13 passes in the contest, the second-most among NFL tight ends last season.

--- SINGLE-GAME RECEPTIONS IN 2020 ---

Rank	Player	Opponent	Week	Receptions
1.	Keenan Allen (LAC)	N.Y. Jets	11	16
2t.	George Kittle (SF)	Philadelphia	4	15
2t.	Tyler Lockett (Sea.)	Arizona	7	15
4t.	DeAndre Hopkins (Ari.)	San Francisco	1	14
4t.	Davante Adams (GB)	Indianapolis	1	14
6t.	Darren Waller (LV)	N.Y. Jets	13	13
6t.	Tyreek Hill (KC)	Tampa Bay	12	13
6t.	Keenan Allen (LAC)	Carolina	3	13
6t.	Alvin Kamara (NO)	Green Bay	3	13
6t.	Davante Adams (GB)	Houston	7	13
6t.	Logan Thomas (Was.)	Seattle	15	13
12t.	Darren Waller (LV)	New Orleans	2	12
12t.	Emmanuel Sanders (Den.)	L.A. Chargers	5	12
12t.	Jakobi Meyers (NE)	N.Y. Jets	9	12
12t.	Amari Cooper (Dal.)	Cleveland	4	12
12t.	DK Metcalf (Sea.)	San Francisco	8	12
12t.	Diontae Johnson (Pit.)	Jacksonville	11	12
12t.	Robert Woods (LAR)	Tampa Bay	11	12
12t.	Tyler Lockett (Sea.)	San Francisco	17	12

***Waller's 12 receptions on Monday Night Football in Week 2 rank second-most in NFL history in the primetime slot among all tight ends, trailing only TE Jason Witten.

WALL TO WALL

Since the beginning of the 2019 campaign, **TE Darren Waller** has been one of the most productive tight ends in the National Football League. Waller ranked in the Top-3 in both receptions and receiving yards among all tight ends.

----- MOST RECEPTIONS SINCE 2019 (AMONG TEs) -----

Rank	Player	Team	Receptions
1.	Travis Kelce	Kansas City	208
2.	Darren Waller	Las Vegas	207
3.	George Kittle	San Francisco	137
4.	Zach Ertz	Philadelphia	126
5.	Mark Andrews	Baltimore	125

----- MOST RECEIVING YARDS SINCE 2019 (AMONG TEs) -----

Rank	Player	Team	Rec. Yards
1.	Travis Kelce	Kansas City	2,721
2.	Darren Waller	Las Vegas	2,446
3.	George Kittle	San Francisco	1,765
4.	Mark Andrews	Baltimore	1,573
5.	Tyler Higbee	Los Angeles Rams	1,323

STOCK'S UP ON WALL STREET

In 2019, **TE Darren Waller** became the second tight end in franchise history to record 1,000 receiving yards in a single season. In 2020, he became just the first tight end in club lore to record 90 receptions and 1,000 receiving yards in consecutive seasons.

----- MOST RECEIVING YARDS BY A TE IN CLUB HISTORY -----

Rank	Player	Year	Receptions	Yards
1.	Todd Christensen	1983	92	1,247
2.	Darren Waller	2020	107	1,196
3.	Todd Christensen	1986	95	1,153
4.	Darren Waller	2019	90	1,145
5.	Todd Christensen	1984	80	1,007
6.	Todd Christensen	1985	82	987
7.	Jared Cook	2018	68	896
8.	Dave Casper	1978	62	852
9.	Brandon Myers	2012	79	806
10.	Zach Miller	2009	66	805

ALL-TIME SINGLE-GAMES

In Week 13 of 2020 against the New York Jets, **TE Darren Waller** recorded 13 receptions in his career day. Shown below are the all-time leaders in franchise history for most receptions in a single game.

----- MOST RECEIVING YARDS BY A TE IN CLUB HISTORY -----

Rank	Player	Year	Receptions	Yards
1.	Art Powell	1963	10	247
2.	Amari Cooper	2017	11	210
3.	Art Powell	1965	11	206
4.	Darren Waller	2020	13	200
5.	Warren Wells	1970	7	198
6.	Jessie Hester	1986	4	193
7.	Tim Brown	1999	11	190
8.	Tim Brown	1993	10	183
9.	Art Powell	1963	7	181
10.	Jared Cook	2018	9	180

----- MOST RECEPTIONS BY A PLAYER IN CLUB HISTORY -----


Rank	Player	Year	Receptions
1t.	Tim Brown	1997	14
1t.	Brandon Myers	2012	14
3t.	Darren Waller	2020	13
3t.	Darren Waller	2019	13
3t.	Darren McFadden	2012	13
7t.	Darren Waller	2020	12
7t.	Dave Casper	1976	12
7t.	Amari Cooper	2016	12
7t.	Tim Brown	1995	12

12-PLUS CATCH CONTESTS

TE Darren Waller tied Tim Brown for the most games with at least 12 receptions in franchise history.

----- Most Games With 12-Plus Receptions -----

Rank	Player	Games
1t.	Darren Waller	3
1t.	Tim Brown	3
3t.	Dave Casper	1
3t.	Amari Cooper	1
3t.	Darren McFadden	1
3t.	Brandon Myers	1



YANNICK NGAKOUÉ



Defensive end enters his first season with the Silver and Black after compiling 45.5 sacks over his first five seasons in the NFL with the Jacksonville Jaguars (2016-19), Minnesota Vikings (2020) and Baltimore Ravens (2020)...Since sacks became an official stat in 1982, is just one of four players to begin his career with five consecutive eight-plus sack seasons...Ranks second in the NFL with 18 forced fumbles since 2016...Ranks second in Jaguars history with 37.5 career sacks and is tied for first with eight multi-sack contests...In 2020, appeared in 15 contests (six with the Vikings and nine with the Ravens), recording his fifth season with at least eight sacks...Started in all 15 appearances in 2019, totaling a career-best 41 tackles (36 solo), while adding eight sacks, six passes defended, four forced fumbles and one fumble recovery...In 2018, started in all 16 contests for the second consecutive season, logging the second-most sacks of his career (9.5)...Earned his first Pro Bowl nod in 2017 after recording career highs in sacks (12.0), forced fumbles (six) and fumble recoveries (two)...As a rookie in 2016, joined LB Tamba Hali (2006), LB Terrell Suggs (2003), DE Julius Peppers and LB Charles Haley (1986) as the only rookies to log at least eight sacks, four forced fumbles and one INT.

----- YANNICK NGAKOUÉ STATS -----

Year	GP	GS	Total	Solo	Asst.	Sacks	Yds.	INTs	PD	FF
2016	16	15	23	20	3	8.0	45.0	1	2	4
2017	16	16	30	24	6	12.0	85.0	0	0	6
2018	16	16	28	25	3	9.5	62.5	0	1	0
2019	15	15	41	36	5	8.0	56.0	1	6	4
2020	15	8	23	23	0	8.0	43.0	0	1	4
2021	1	1	4	2	2	0.0	0.0	0	1	0
Totals	79	71	149	130	19	45.5	291.5	2	11	18

NFL SACK LEADERS SINCE 2016

Since entering the league, **DE Yannick Ngakoué** has registered at least eight sacks in five consecutive seasons. Below is where he ranks amongst the NFL leaders in sacks since 2016:

----- NFL SACK LEADERS SINCE 2016-----

Rank	Player	Sacks
1.	Aaron Donald (LAR)	66.5
2.	Chandler Jones (Ari.)	66.0
3.	Cameron Jordan (NO)	55.5
4t.	Khalil Mack (Chi.)	51.5
4t.	T.J. Watt (Pit.)	51.5
6.	Danielle Hunter (Min.)	49.5
7.	Joey Bosa (LAC)	48.5
8t.	Ryan Kerrigan (Was.)	48.0
8t.	Von Miller (Den.)	48.0
10t.	Jason Pierre-Paul (TB)	46.0
10t.	Frank Clark (KC)	46.0
12.	Yannick Ngakoué (LV)	45.5

FORCED FUMBLES

Since entering the NFL in 2016, DE Yannick Ngakoué ranks second in the league with 18 forced fumbles.

----- NFL LEADERS IN FORCED FUMBLES SINCE 2016 ----

Rank.	Player	Sacks
1.	Khalil Mack	20
2.	Yannick Ngakoué	18
3t.	Aaron Donald	17
3t.	Chandler Jones	17
3t.	T.J. Watt	17

ALL-TIME JAGUAR

DE Yannick Ngakoué owns the second-most career sacks in Jacksonville Jaguars history (2016-19), behind Tony Brackens (55.0). His 37.5 sacks were the most by a Jaguars player through 63 career games. Below is the list of Jaguars' all-time sack leaders:

----- MOST SACKS, FRANCHISE HISTORY-----

Rank	Player	Years	Sacks
1.	Tony Brackens	1996-03	55.0
2.	Yannick Ngakoué	2016-19	37.5
3.	Joel Smeenge	1995-00	34.0
4.	Calais Campbell	2017-19	31.5
5.	John Henderson	2002-09	29.0

----- MOST SACKS, 63 CAREER GAMES OR FEWER, FRANCHISE HISTORY-----

Rank	Player	Years	Sacks
1.	Yannick Ngakoué	2016-19	37.5
2.	Tony Brackens	1996-00	32.0
3.	Bobby McCray	2004-07	22.0

----- MOST SACKS, SINGLE SEASON, FRANCHISE HISTORY-----

Rank.	Player	Sacks
1.	Calais Campbell (2017)	14.5
2t.	Yannick Ngakoué (2017)	12.0
2t.	Tony Brackens (1999)	12.0
4	Tony Brackens (2001)	11.0
5t.	Josh Allen (2019)	10.5
5t.	Calais Campbell (2018)	10.5
5t.	Kevin Hardy (1999)	10.5

MULTI-SACK GAMES

DE Yannick Ngakoué's 10 games with two-or-more sacks are tied for the NFL's fourth-most since 2017:

----- MOST MULTI-SACK GAMES SINCE 2017-----

Rank	Player	Games
1.	Aaron Donald (LAR)	17
2.	Cameron Jordan (NO)	14
3.	T.J. Watt (Pit.)	12
4t.	Yannick Ngakoué (LV)	11
4t.	Myles Garrett (Cle.)	11
4t.	Chandler Jones (Ari.)	11
7.	Ryan Kerrigan (Was.)	10
8t.	Calais Campbell (Bal.)	9
8t.	Joey Bosa (LAC)	9
8t.	Chris Jones (KC)	9
8t.	Za'Darius Smith (GB)	9

HENRY RUGGS III



Selected with the 11th overall pick in the 2020 NFL Draft, the NFL Combine's fastest man, **WR Henry Ruggs III** was brought to Las Vegas to wear the Silver and Black. Clocking a 4.27 40-yard dash at this past year's combine, Ruggs III posted a time that tied for the sixth-fastest ever recorded during the nationally televised event pre-draft process. Ruggs III was a three-year player who appeared in 41 games during his time with Alabama (2017-19). He finished his career ranked third in program history with 24 receiving touchdowns and tanked sixth in Alabama history with an average of 17.5 yards per catch over his career (minimum of 50 receptions). He totaled 98 receptions for 1,716 yards over his three seasons, adding two rush attempts for 75 yards and a score. Over his rookie season in the NFL, Ruggs III appeared in 13 contests and made 12 starts, missing three games due to injury and COVID-19. Ruggs III compiled 26 receptions for 452 yards for an average of 17.4 yards per reception, while hauling in two touchdown passes, both of which were 45-plus yards. His 452 receiving yards ranked fourth on the team in 2020 and also ranked 13th among all rookies in franchise history. His two touchdown receptions of 40-plus yards tied for first among all rookies last season, while ranking tied for second in club history among all rookies. Ruggs III's four receptions of at least 40 yards ranked tied for 10th in the NFL among all players, while his two scores of 40-plus yards ranked tied for sixth.

----- HENRY RUGGS III ROOKIE CAMPAIGN -----

Year	Team	GP	GS	Rec.	Yds.	Avg.	Lg.	TD
2020	LV	13	12	26	452	17.4	72t	2
2021	LV	1	1	2	46	23.0	37	0
Totals		14	13	28	498	17.8	72t	2

RUN RUGGS RUN

Ruggs III's speed was on full display during his 2020 rookie campaign, as he tied for 10th in the NFL in receptions of at least 40 yards, finishing with four such receptions. Among those four receptions included a 72-yard touchdown reception in Week 5 against the Kansas City Chiefs and a 46-yard walk-off score in Week 13 to defeat the Jets.

----- RECEPTIONS OF 40-PLUS YARDS -----

Rank	Player	Team	Receptions
1t.	DeAndre Hopkins	Arizona	6
1t.	D.J. Moore	Carolina	5
1t.	M. Valdes-Scantling	Green Bay	5
4t.	Stefon Diggs	Buffalo	5
4t.	DK Metcalf	Seattle	5
4t.	Davante Adams	Green Bay	5
4t.	Tyreek Hill	Kansas City	5
4t.	A.J. Brown	Tennessee	5
4t.	Nelson Agholor	Las Vegas	5
10t.	Henry Ruggs III	Las Vegas	4
10t.	Tim Patrick	Denver	4
10t.	Chris Godwin	Tampa Bay	4
10t.	Tyron Johnson	L.A. Chargers	4
10t.	Will Fuller	Houston	4
10t.	Justin Jefferson	Minnesota	4
10t.	Marquise Brown	Baltimore	4
10t.	Jalen Guyton	L.A. Chargers	4
10t.	Richie James	San Francisco	4
10t.	Diontae Johnson	Pittsburgh	4
10t.	Jerry Jeudy	Denver	4

AVERAGE YARDS PER RECEPTION

WR Henry Ruggs III's world-class speed was on display in his rookie campaign as the Raiders found multiple ways to get Ruggs III involved offensively. With 17.4 yards per reception, Ruggs III ranked fifth in the NFL and first among all rookies.

----- AVERAGE YARDS PER CATCH -----

Rank	Player	Team	YPC
1.	M. Valdes-Scantling	Green Bay	20.9
2.	Nelson Agholor	Las Vegas	18.7
3.	Jalen Guyton	L.A. Chargers	18.3
4.	D.J. Moore	Carolina	18.1
5.	Henry Ruggs III	Las Vegas	17.4
6.	Gabriel Davis	Buffalo	17.1
7.	Breshad Perriman	N.Y. Jets	16.8
8.	Will Fuller	Houston	16.6
9.	Jerry Jeudy	Denver	16.5
10.	Rashard Huggins	Cleveland	16.2

*Min. 25 receptions to qualify

----- AVERAGE YARDS PER RECEPTION (Rookies) -----

Rank	Player	Team	YPC
1.	Henry Ruggs III	Las Vegas	17.4
2.	Gabriel Davis	Buffalo	17.1
3.	Jerry Jeudy	Denver	16.5
4.	Justin Jefferson	Minnesota	16.0
5.	Chase Claypool	Pittsburgh	14.1
6.	Tee Higgins	Cincinnati	13.6
7.	Jalen Reagor	Philadelphia	12.8
8.	K.J. Hamler	Denver	12.7
9.	CeeDee Lamb	Dallas	12.6
10.	Michael Pittman	Indianapolis	12.6

*Min. 25 receptions to qualify



K DANIEL CARLSON

In his third year with the Silver and Black, **K Daniel Carlson** set the franchise record for most points scored in a single season (144), surpassing Sebastian Janikowski's previous mark of 142 points in 2010. Carlson played in all 16 games and converted on 33-of-35 field goals for a 94.3 field goal percentage to mark a new franchise record, improving upon his own record set during his rookie season and first year with the Raiders in 2018. He also compiled a Player of the Week and Player of the Month Award ranking first in the NFL in points scored (144), fourth in field goals made (33) and sixth in field goal percentage (94.3 percent).

Carlson's rankings in 2020 among all qualifying NFL kickers can be found below:

----- TOTAL FIELD GOALS MADE -----

Rank	Player	Team	FGM
1.	Younghoe Koo	Atlanta	37
2.	Jason Sanders	Miami	36
3.	Greg Zuerlein	Dallas	34
4.	Daniel Carlson	Las Vegas	33
5.	Rodrigo Blankenship	Indianapolis	32

----- FIELD GOALS MADE 20-29 YARDS -----

Rank	Player	Team	FGM
1.	Daniel Carlson	Las Vegas	18
2.	Joey Slye	Carolina	11
3t.	Younghoe Koo	Atlanta	10
3t.	Rodrigo Blankenship	Indianapolis	10
3t.	Ryan Succop	Tampa Bay	10

----- TOTAL POINTS SCORED -----

Rank	Player	Team	POINTS
1t.	Daniel Carlson	Las Vegas	144
1t.	Jason Sanders	Miami	144
1t.	Younghoe Koo	Atlanta	144
4.	Tyler Bass	Buffalo	141
5.	Rodrigo Blankenship	Indianapolis	139

----- FIELD GOAL PERCENTAGE (min. 15 att.) -----

Rank	Player	Team	FG%
1t.	Jason Myers	Seattle	100.0
1t.	Mason Crosby	Green Bay	100.0
3.	Graham Gano	N.Y. Giants	96.9
4.	Chris Boswell	Pittsburgh	95.0
5.	Younghoe Koo	Atlanta	94.9
6.	Daniel Carlson	Las Vegas	94.3

RAIDERS RECORD HOLDER

----- TOTAL POINTS SCORED IN RAIDERS HISTORY -----

Rank	Player	Year	POINTS
1.	Daniel Carlson	2020	144
2.	Sebastian Janikowski	2010	142
3.	Jeff Jaeger	1993	132
4.	Sebastian Janikowski	2011	129
5.	Sebastian Janikowski	2002	128

----- BEST SINGLE-SEASON FG % IN RAIDERS HISTORY -----

Rank	Player	Year	FG %
1.	Daniel Carlson	2020	94.3
2.	Daniel Carlson	2018	94.1
3.	Sebastian Janikowski	2012	91.2
4.	Sebastian Janikowski	2009	89.7
5.	Sebastian Janikowski	2004	89.3

WEEK 1 PLAYER OF THE WEEK

AFC SPECIAL TEAMS PLAYER OF THE WEEK - WEEK 1

Stat line: Made 2-of-2 Field Goal attempts and all four PATs, totaling 10 points in the Week 1 victory at Carolina in 2020.

• Scored 10 points

- o His 10 points scored rank tied for third in the NFL in Week 1.
- o His 10 points scored rank tied for second in the AFC in Week 1.

• Made a 54-yard FG

- o His 54-yard FG was a new career long.
- o His 54-yard FG was the second-longest FG made in Week 1 in the NFL.
- o His 54-yard FG was the longest FG made in Week 1 in the AFC.

• Made four PATs

- o His four PATs were tied for second-most in the AFC in Week 1.
- o His four PATs were tied for fourth-most in the NFL in Week 1.

AFC PLAYER OF THE MONTH

AFC SPECIAL TEAMS PLAYER OF THE MONTH - DECEMBER

2020 Stat line: Was perfect on all 10 field goal attempts in the months of December and January and totaled 44 points.

- Among kickers with at least 10 field goal attempts, was one of just two kickers with a perfect field goal percentage.

- o Was the only kicker in the AFC with a perfect field goal percentage under the same criteria.

- o His perfect months of December and January helped him break his own franchise record for single-season field goal percentage (94.3%).

- Among kickers, his 44 points ranked tied fifth in the NFL during the months of December and January.

- Among kickers, his 44 points ranked tied third in the AFC during the months of December and January.

- Carlson's 44 points during the months of December and January helped him total a franchise-record 144 on the season, topping Sebastian Janikowski's previous record of 142 points scored in 2010.

- His 144 points on the season tied for the most in the NFL.

CONNECTING FROM DEEP

Carlson was a perfect 4-of-4 from 50 yards and beyond last season, while leading the NFL in field goals made between 20-29 yards, as he finished a perfect 18-for-18 on the season.

His four field goals made from 50-plus yards ranked tied for seventh-most in the NFL this season, while he was only one of four players who were perfect on field goal attempts from 50 yards in beyond (min. 3 attempts).

----- FIELD GOALS MADE 50-PLUS YARDS IN RAIDERS SINGLE-SEASON HISTORY -----

Rank	Player	Year	FGM
1.	Sebastian Janikowski	2011	7
2t.	Sebastian Janikowski	2012	6
2t.	Sebastian Janikowski	2009	6
2t.	Sebastian Janikowski	2007	6
5t.	Daniel Carlson	2020	4
5t.	Jeff Jaeger	1993	4
5t.	Sebastian Janikowski	2010	4
5t.	Sebastian Janikowski	2015	4

K.J. WRIGHT



Linebacker enters his 11th season after spending his first 10 seasons (2011-20) with the Seattle Seahawks...Originally a fourth-round draft pick (99th overall) by the club in the 2011 NFL and has appeared in 145 contests and made 140 starts, totaling 936 tackles (588 solo), 66 tackles for loss, 13.5 sacks, six INTs, 54 passes defended, 11 forced fumbles and nine fumble recoveries...In postseason action, Wright has played in 15 games with 14 starts and tallied 109 tackles (65), two sacks, six tackles for loss, one INT and four passes defended... Since entering the league in 2011, he has registered five 100-plus tackle seasons, including a career-best 132 tackles in 2019...His 934 career tackles rank third-most in Seahawks' history and third-most among all active linebackers in the NFL, while his five seasons of 100-or-more tackles rank as the second-most such seasons in club history...His 54 passes defended since 2011 rank fourth-most among all NFL linebackers during that span.

----- K.J. WRIGHT STATS -----

Year	GP	GS	Total	Solo	Asst.	Sacks	Yds.	INTs	PD	FF
2011	16	12	61	46	15	2.0	9.0	0	3	1
2012	15	15	96	66	30	1.0	13.0	1	5	1
2013	13	13	80	46	34	1.5	4.5	0	4	0
2014	16	16	106	73	33	2.0	8.0	0	4	3
2015	16	16	116	71	45	1.0	11.0	0	3	4
2016	16	16	126	72	54	4.0	7.0	0	5	1
2017	15	15	108	71	37	0.0	0.0	1	6	0
2018	5	5	23	15	8	0.0	0.0	0	3	0
2019	16	16	132	67	65	0.0	0.0	3	11	0
2020	16	16	86	60	26	2.0	8.0	1	10	1
2021	1	0	2	1	1	0.0	0.0	0	0	0
Totals	145	140	936	588	348	13.5	60.5	6	54	11

Honors

- 1x Pro Bowl (2016)
- Super Bowl XLVII Champion

GERALD MCCOY



Defensive tackle enters his 11th season in the NFL...Was originally drafted by the Tampa Bay Buccaneers in the first round (third overall) of the 2010 NFL Draft and has made stops with the Dallas Cowboys (2020) and Carolina Panthers (2019), after spending the first nine years of his career in Tampa Bay (2010-18)... A six-time Pro Bowler and Associated Press first-team selection in 2013, McCoy has appeared in 140 games with 139 starts, recording 352 tackles (252 solo), 59.5 sacks, 79 tackles for loss, 24 passes defended, six forced fumbles and four fumble recoveries.

----- GERALD MCCOY STATS -----

Year	GP	GS	Total	Solo	Asst.	Sacks	Yds.	INTs	PD	FF
2010	13	13	28	22	6	3.0	22.0	0	5	2
2011	6	6	11	10	1	1.0	6.0	0	0	0
2012	16	16	30	23	7	5.0	35.0	0	2	1
2013	16	16	50	35	15	9.5	71.5	0	4	0
2014	13	13	35	28	7	8.5	60.5	0	3	1
2015	15	15	34	26	8	8.5	59.5	0	1	0
2016	15	15	34	26	8	7.0	51.0	0	5	2
2017	15	15	47	33	14	6.0	34.0	0	1	0
2018	14	14	17	11	6	6.0	40.5	0	1	0
2019	16	16	37	15	22	5.0	27.0	0	2	0
2020	0	0	0	0	0	0.0	0.0	0	0	0
2021	1	0	0	0	0	0.0	0.0	0	0	0
Totals	140	139	334	235	99	59.5	407.0	0	24	6

Honors

- 6x Pro Bowl (2017, 2016, 2015, 2014, 2013, 2012)
- AP All-Pro First Team (2013)
- 2x AP All-Pro Second Team (2016, 2014)
- 2x Sporting News All-Pro First Team (2014, 2013)
- 2x PFWA All-NFL (2013, 2012)
- PFWA All-NFC (2014)
- AP All-Pro First Team (2013)

ALL-TIME SEAHAWK

----- SEAHAWKS FRANCHISE-LEADERS IN TACKLES-----

Rank	Player	Tackles
1.	Bobby Wagner	1,211
2.	Eugene Robinson	984
3.	K.J. Wright	934
4.	Keith Butler	813
5.	Joe Nash	779



DEFENSIVE TACKLE SACK LEADERS

McCoy was the only defensive tackle in the NFL to tally at least six sacks every year from 2013 to 2019.

Since entering the NFL in 2010, he ranks third among all active defensive tackles with 59.5 sacks.

----- NFL SACK LEADERS DTs SINCE 2010-----

Rank	Player	Sacks
1.	Aaron Donald	86.5
2.	Ndamukong Suh	64.5
3.	Gerald McCoy	59.5
4.	Cameron Heyward	59.0
5.	Fletcher Cox	54.5



ROSTERS

NO.	NAME	POS	HT	WT	DOB	EXP	COLLEGE	HOMETOWN	HOW ACQ
24	Abram, Johnathan	S	6-0	205	10/25/1996	3	Mississippi State	Columbia, Miss.	D1c-'19
20	Arnette, Damon	CB	6-0	195	2/9/1996	2	Ohio State	Fort Lauderdale, Fla.	D1b-'20
31	Barber, Peyton	RB	5-11	225	6/27/1994	6	Auburn	Alpharetta, Ga.	FA-'21
82	Bowers, Nick	TE	6-4	260	5/26/1996	1	Penn State	Kittanning, Pa.	FA-'20
2	Carlson, Daniel	K	6-5	215	1/23/1995	4	Auburn	Colorado Springs, Colo.	FA-'18
4	Carr, Derek	QB	6-3	210	3/28/1991	8	Fresno State	Bakersfield, Calif.	D2-'14
85	Carrier, Derek	TE	6-3	240	7/25/1990	9	Beloit	Edgerton, Wis.	UFA-'18 (LAR)
6	Cole, AJ	P	6-4	220	11/27/1995	3	N.C. State	College Park, Ga.	FA-'19
98	Crosby, Maxx	DE	6-5	255	8/22/1997	3	Eastern Michigan	Colleyville, Texas	D4a-'19
5	Deablo, Divine	LB	6-3	226	8/17/1998	R	Virginia Tech	Winston-Salem, N.C.	D3b - '21
23	Drake, Kenyan	RB	6-1	211	1/26/1994	6	Alabama	Powder Springs, Ga.	UFA-'21 (Ari.)
89	Edwards, Bryan	WR	6-3	215	11/13/1998	2	South Carolina	Conway, S.C.	D3b-'20
72	Eluemunor, Jermaine	OL	6-4	335	12/13/1994	5	Texas A&M	Rockaway, N.J.	FA-'21
99	Ferrell, Clelin	DE	6-4	265	5/17/1997	3	Clemson	Richmond, Va.	D1a-'19
37	Gillespie, Tyree	S	6-0	207	5/9/1997	R	Missouri	Ocala, Fla.	D4 - '21
71	Good, Denzelle	G	6-5	340	8/3/1991	7	Mars Hill	Gaffney, S.C.	W - '18 (Ind.)
90	Hankins, Johnathan	DT	6-3	340	3/30/1992	9	Ohio State	Dearborn Heights, Mich.	FA-'18
29	Hayward Jr., Casey	CB	5-11	192	9/9/1989	10	Vanderbilt	Perry, Ga.	UFA-'21 (LAC)
39	Hobbs, Nate	CB	6-1	196	6/24/1999	R	Illinois	Louisville, Ky.	D5 - '21
64	Incognito, Richie	G	6-3	325	5/7/1983	14	Nebraska	Bogota, N.J.	FA-'19
45	Ingold, Alec	FB	6-1	240	9/7/1996	3	Wisconsin	Green Bay, Wis.	FA-'19
28	Jacobs, Josh	RB	5-10	220	11/2/1998	3	Alabama	Tulsa, Okla.	D1b-'19
68	James, Andre	C	6-4	300	2/5/1997	3	UCLA	Herriman, Utah	FA-'19
77	Jefferson, Quinton	DT	6-4	291	3/31/1993	6	Maryland	Pittsburgh, Pa.	UFA-'21 (Buf.)
7	Jones, Zay	WR	6-2	200	3/30/1995	5	East Carolina	Austin, Texas	TR -'19 (Buf.)
51	Koonce, Malcolm	DE	6-2	249	6/6/1998	R	Buffalo	Peekskill, N.Y.	D3a - '21
44	Kwiatkoski, Nick	LB	6-2	242	5/26/1993	6	West Virginia	Bethel Park, Pa.	UFA-'20 (Chi.)
70	Leatherwood, Alex	T	6-5	312	5/1/1999	R	Alabama	Pensacola, Fla.	D1 - '21
32	Leavitt, Dallin	S	5-10	195	8/8/1994	3	Utah State	Portland, Ore.	FA-'18
42	Littleton, Cory	LB	6-3	228	11/18/1993	6	Washington	Spring Valley, Calif.	UFA-'20 (LAR)
8	Mariota, Marcus	QB	6-4	222	10/30/1993	7	Oregon	Honolulu, Hawaii	UFA-'20 (Ten.)
66	Martin, Nick	C	6-4	295	4/29/1993	6	Notre Dame	Indianapolis, Ind.	UFA-'21 (Hou.)
93	McCoy, Gerald	DT	6-4	300	2/25/1988	11	Oklahoma	Oklahoma City, Okla.	FA-'21
74	Miller, Kolton	T	6-8	325	9/10/1995	4	UCLA	Roseville, Calif.	D1-'18
25	Moehrig, Tre'von	S	6-1	202	6/16/1999	R	TCU	Spring Branch, Texas	D2 - '21
87	Moreau, Foster	TE	6-4	250	6/5/1997	3	LSU	New Orleans, La.	D4c-'19
27	Mullen Jr., Trayvon	CB	6-2	200	9/20/1997	3	Clemson	Fort Lauderdale, Fla.	D2-'19
94	Nassib, Carl	DE	6-7	275	12/4/1993	6	Penn State	West Chester, Pa.	UFA-'20 (TB)
91	Ngakoue, Yannick	DE	6-2	246	3/31/1995	6	Maryland	Washington, D.C.	UFA-'21 (Bal.)
75	Parker, Brandon	T	6-8	320	10/21/1995	4	North Carolina A&T	Kannapolis, N.C.	D3a-'18
52	Perryman, Denzel	ILB	5-11	240	5/12/1992	7	Miami	Coral Gables, Fla.	TR -'21
3	Peterman, Nathan	QB	6-2	225	4/5/1994	5	Pittsburgh	Jacksonville, Fla.	FA-'18
96	Philon, Darius	DT	6-1	286	1/22/1994	5	Arkansas	Mobile, Ala.	FA-'21
13	Renfrow, Hunter	WR	5-10	185	12/21/1995	3	Clemson	Myrtle Beach, S.C.	D5-'19
21	Robertson, Amik	CB	5-9	183	6/7/1998	2	Louisiana Tech	Thibodaux, La.	D4b-'20
11	Ruggs III, Henry	WR	6-0	190	1/24/1999	2	Alabama	Montgomery, Ala.	D1a-'20
47	Sieg, Trent	LS	6-3	240	5/19/1995	4	Colorado State	Eaton, Colo.	FA-'18
76	Simpson, John	G	6-4	330	8/19/1997	2	Clemson	North Charleston, S.C.	D4a - '20
17	Snead IV, Willie	WR	5-11	205	10/17/1992	7	Ball State	Muskegon Heights, Mich.	UFA-'21 (Bal.)
33	Teamer, Roderic	S	6-0	205	12/5/1997	2	Tulane	New Orleans, La.	FA-'21
92	Thomas, Solomon	DT	6-3	295	8/26/1995	5	Stanford	Coppell, Texas	UFA-'21 (SF)
83	Waller, Darren	TE	6-6	255	9/13/1992	5	Georgia Tech	Acworth, Ga.	FA-'18
34	Wright, K.J.	LB	6-4	246	7/23/1989	11	Mississippi State	Olive Branch, Miss.	FA-'21
Practice Squad (16)									
38	Brown, Jordan	S	6-0	197	3/26/1996	1	South Dakota State	Scottsdale, Ari.	FA-'21
84	Bushman, Matt	TE	6-5	245	3/11/1995	R	BYU	Tuscon, Ari.	FA-'21
67	Cotton Sr., Lester	G	6-4	335	2/20/1996	1	Alabama	Tuscaloosa, Ala.	FA-'19
56	Green, Gerri	DE	6-4	250	9/14/1995	1	Mississippi State	Jackson, Miss.	FA-'20
73	Hamilton, Devery	T	6-6	311	4/19/1998	R	Duke	Ellicott City, Md.	FA-'21
43	Harper, Madre	CB	6-1	196	10/13/1997	2	Southern Illinois	Arlington, Texas	FA-'21
41	Jackson, Robert	CB	6-2	207	8/12/1993	3	UNLV	Fort Myers, Fla.	FA-'21
55	Lee, Marquel	LB	6-3	235	10/21/1995	4	Wake Forest	Waldorf, Md.	FA-'21
88	Moore, David	WR	6-0	215	1/15/1995	5	East Central (Okla.)	Gainesville, Texas	FA-'21
65	Morrissey, Jimmy	C	6-3	303	9/6/1998	R	Pittsburgh	Huntingdon Valley, Pa.	D7 - '21
48	Onwuasor, Patrick	ILB	6-0	227	8/22/1992	6	Portland State	Inglewood, CA	FA-'21
79	Poutasi, Jeremiah	OL	6-5	335	7/8/1994	3	Utah	San Mateo, Calif.	FA-'21
36	Ragas, Trey	RB	5-10	214	7/11/1996	R	Louisiana	Marrero, La.	FA-'21
16	Stoner, Dillon	WR	6-0	194	6/2/1998	R	Oklahoma State	Tulsa, Okla.	FA-'21
19	Turner, DJ	WR	5-9	206	1/18/1997	R	Pittsburgh	Lanham, Md.	FA-'21
95	Vickers, Kendal	DL	6-3	295	5/23/1995	2	Tennessee	Havelock, N.C.	FA-'20
Reserve/League Susp. (1)									
26	Lawson, Nevin	CB	5-10	190	4/23/1991	8	Utah State	Lauderhill, Fla.	UFA-'19 (Det.)
Reserve/NFIN (1)									
63	Seymour, Kamaal	T	6-6	310	4/27/1996	1	Rutgers	Brooklyn, N.Y.	FA-'20
Injured Reserve (4)									
50	Morrow, Nicholas	LB	6-0	225	10/7/1995	5	Greenville	Huntsville, Ala.	FA-'17
22	Nixon, Keisean	CB	5-10	200	6/22/1997	3	South Carolina	Compton, Calif.	FA-'19
30	Richard, Jalen	RB	5-8	205	10/15/1993	6	Southern Mississippi	Alexandria, La.	FA-'16
53	White, Javin	LB	6-2	205	2/21/1997	2	UNLV	Vacaville, Calif.	FA-'20
Reserve/Retired (3)									
##	Onwuualu, James	LB	6-1	235	4/9/1994	3	Notre Dame	Saint Paul, Minn.	FA-'20
##	Riddick, Theo	RB	5-9	201	4/5/1991	9	Notre Dame	Manville, N.J.	FA-'20
##	Young, Sam	T	6-8	302	6/24/1987	12	Notre Dame	Coral Springs, Fla.	FA-'20

NO.	NAME	POS	HT	WT	DOB	EXP	COLLEGE	HOMETOWN	HOW ACQ
2	Carlson, Daniel	K	6-5	215	1/23/1995	4	Auburn	Colorado Springs, Colo.	FA-'18
3	Peterman, Nathan	QB	6-2	225	4/5/1994	5	Pittsburgh	Jacksonville, Fla.	FA-'18
4	Carr, Derek	QB	6-3	210	3/28/1991	8	Fresno State	Bakersfield, Calif.	D2-'14
5	Deablo, Divine	LB	6-3	226	8/17/1998	R	Virginia Tech	Winston-Salem, N.C.	D3b-'21
6	Cole, AJ	P	6-4	220	11/27/1995	3	N.C. State	College Park, Ga.	FA-'19
7	Jones, Zay	WR	6-2	200	3/30/1995	5	East Carolina	Austin, Texas	TR-'19 (Buf.)
8	Mariota, Marcus	QB	6-4	222	10/30/1993	7	Oregon	Honolulu, Hawaii	UFA-'20 (Ten.)
11	Ruggs III, Henry	WR	6-0	190	1/24/1999	2	Alabama	Montgomery, Ala.	D1a-'20
13	Renfrow, Hunter	WR	5-10	185	12/21/1995	3	Clemson	Myrtle Beach, S.C.	D5-'19
17	Snead IV, Willie	WR	5-11	205	10/17/1992	7	Ball State	Muskegon Heights, Mich.	UFA-'21 (Bal.)
20	Arnette, Damon	CB	6-0	195	2/9/1996	2	Ohio State	Fort Lauderdale, Fla.	D1b-'20
21	Robertson, Amik	CB	5-9	183	6/7/1998	2	Louisiana Tech	Thibodaux, La.	D4b-'20
23	Drake, Kenyan	RB	6-1	211	1/26/1994	6	Alabama	Powder Springs, Ga.	UFA-'21 (Ari.)
24	Abram, Johnathan	S	6-0	205	10/25/1996	3	Mississippi State	Columbia, Miss.	D1c-'19
25	Moehrig, Tre'veon	S	6-1	202	6/16/1999	R	TCU	Spring Branch, Texas	D2-'21
27	Mullen Jr., Trayvon	CB	6-2	200	9/20/1997	3	Clemson	Fort Lauderdale, Fla.	D2-'19
28	Jacobs, Josh	RB	5-10	220	11/2/1998	3	Alabama	Tulsa, Okla.	D1b-'19
29	Hayward Jr., Casey	CB	5-11	192	9/9/1989	10	Vanderbilt	Perry, Ga.	UFA-'21 (LAC)
31	Barber, Peyton	RB	5-11	225	6/27/1994	6	Auburn	Alpharetta, Ga.	FA-'21
32	Leavitt, Dallin	S	5-10	195	8/8/1994	3	Utah State	Portland, Ore.	FA-'18
33	Teamer, Roderic	S	6-0	205	12/5/1997	2	Tulane	New Orleans, La.	FA-'21
34	Wright, K.J.	LB	6-4	246	7/23/1989	11	Mississippi State	Olive Branch, Miss.	FA-'21
37	Gillespie, Tyree	S	6-0	207	5/9/1997	R	Missouri	Ocala, Fla.	D4-'21
39	Hobbs, Nate	CB	6-1	196	6/24/1999	R	Illinois	Louisville, Ky.	D5-'21
42	Littleton, Cory	LB	6-3	228	11/18/1993	6	Washington	Spring Valley, Calif.	UFA-'20 (LAR)
44	Kwiatkoski, Nick	LB	6-2	242	5/26/1993	6	West Virginia	Bethel Park, Pa.	UFA-'20 (Chi.)
45	Ingold, Alec	FB	6-1	240	9/7/1996	3	Wisconsin	Green Bay, Wis.	FA-'19
47	Sieg, Trent	LS	6-3	240	5/19/1995	4	Colorado State	Eaton, Colo.	FA-'18
51	Koonce, Malcolm	DE	6-2	249	6/6/1998	R	Buffalo	Peekskill, N.Y.	D3a-'21
52	Perryman, Denzel	ILB	5-11	240	5/12/1992	7	Miami	Coral Gables, Fla.	TR-'21
64	Incognito, Richie	G	6-3	325	5/7/1983	14	Nebraska	Bogota, N.J.	FA-'19
66	Martin, Nick	C	6-4	295	4/29/1993	6	Notre Dame	Indianapolis, Ind.	UFA-'21 (Hou.)
68	James, Andre	C	6-4	300	2/5/1997	3	UCLA	Herriman, Utah	FA-'19
70	Leatherwood, Alex	T	6-5	312	5/1/1999	R	Alabama	Pensacola, Fla.	D1-'21
71	Good, Denzelle	G	6-5	340	8/3/1991	7	Mars Hill	Gaffney, S.C.	W-'18 (Ind.)
72	Eluemunor, Jermaine	OL	6-4	335	12/13/1994	5	Texas A&M	Rockaway, N.J.	FA-'21
74	Miller, Kolton	T	6-8	325	9/10/1995	4	UCLA	Roseville, Calif.	D1-'18
75	Parker, Brandon	T	6-8	320	10/21/1995	4	North Carolina A&T	Kannapolis, N.C.	D3a-'18
76	Simpson, John	G	6-4	330	8/19/1997	2	Clemson	North Charleston, S.C.	D4a-'20
77	Jefferson, Quinton	DT	6-4	291	3/31/1993	6	Maryland	Pittsburgh, Pa.	UFA-'21 (Buf.)
82	Bowers, Nick	TE	6-4	260	5/26/1996	1	Penn State	Kittanning, Pa.	FA-'20
83	Waller, Darren	TE	6-6	255	9/13/1992	5	Georgia Tech	Acworth, Ga.	FA-'18
85	Carrier, Derek	TE	6-3	240	7/25/1990	9	Beloit	Edgerton, Wis.	UFA-'18 (LAR)
87	Moreau, Foster	TE	6-4	250	6/5/1997	3	LSU	New Orleans, La.	D4c-'19
89	Edwards, Bryan	WR	6-3	215	11/13/1998	2	South Carolina	Conway, S.C.	D3b-'20
90	Hankins, Johnathan	DT	6-3	340	3/30/1992	9	Ohio State	Dearborn Heights, Mich.	FA-'18
91	Ngakoue, Yannick	DE	6-2	246	3/31/1995	6	Maryland	Washington, D.C.	UFA-'21 (Bal.)
92	Thomas, Solomon	DT	6-3	295	8/26/1995	5	Stanford	Coppell, Texas	UFA-'21 (SF)
93	McCoy, Gerald	DT	6-4	300	2/25/1988	11	Oklahoma	Oklahoma City, Okla.	FA-'21
94	Nassib, Carl	DE	6-7	275	12/4/1993	6	Penn State	West Chester, Pa.	UFA-'20 (TB)
96	Philon, Darius	DT	6-1	286	1/22/1994	5	Arkansas	Mobile, Ala.	FA-'21
98	Crosby, Maxx	DE	6-5	255	8/22/1997	3	Eastern Michigan	Colleyville, Texas	D4a-'19
99	Ferrell, Clelin	DE	6-4	265	5/17/1997	3	Clemson	Richmond, Va.	D1a-'19
Practice Squad (16)									
16	Stoner, Dillon	WR	6-0	194	6/2/1998	R	Oklahoma State	Tulsa, Okla.	FA-'21
19	Turner, DJ	WR	5-9	206	1/18/1997	R	Pittsburgh	Lanham, Md.	FA-'21
36	Ragas, Trey	RB	5-10	214	7/11/1996	R	Louisiana	Marrero, La.	FA-'21
38	Brown, Jordan	S	6-0	197	3/26/1996	1	South Dakota State	Scottsdale, Ari.	FA-'21
41	Jackson, Robert	CB	6-2	207	8/12/1993	3	UNLV	Fort Myers, Fla.	FA-'21
43	Harper, Madre	CB	6-1	196	10/13/1997	2	Southern Illinois	Arlington, Texas	FA-'21
48	Onwuasor, Patrick	ILB	6-0	227	8/22/1992	6	Portland State	Inglewood, CA	FA-'21
55	Lee, Marquel	LB	6-3	235	10/21/1995	4	Wake Forest	Waldorf, Md.	FA-'21
56	Green, Gerri	DE	6-4	250	9/14/1995	1	Mississippi State	Jackson, Miss.	FA-'20
65	Morrissey, Jimmy	C	6-3	303	9/6/1998	R	Pittsburgh	Huntingdon Valley, Pa.	D7-'21
67	Cotton Sr., Lester	G	6-4	335	2/20/1996	1	Alabama	Tuscaloosa, Ala.	FA-'19
73	Hamilton, Devery	T	6-6	311	4/19/1998	R	Duke	Ellicott City, Md.	FA-'21
79	Poutasi, Jeremiah	OL	6-5	335	7/8/1994	3	Utah	San Mateo, Calif.	FA-'21
84	Bushman, Matt	TE	6-5	245	3/11/1995	R	BYU	Tuscon, Ari.	FA-'21
88	Moore, David	WR	6-0	215	1/15/1995	5	East Central (Okla.)	Gainesville, Texas	FA-'21
95	Vickers, Kendal	DL	6-3	295	5/23/1995	2	Tennessee	Havelock, N.C.	FA-'20
Reserve/League Susp. (1)									
26	Lawson, Nevin	CB	5-10	190	4/23/1991	8	Utah State	Lauderhill, Fla.	UFA-'19 (Det.)
Reserve/NFIN (1)									
63	Seymour, Kamaal	T	6-6	310	4/27/1996	1	Rutgers	Brooklyn, N.Y.	FA-'20
Injured Reserve (4)									
22	Nixon, Keisean	CB	5-10	200	6/22/1997	3	South Carolina	Compton, Calif.	FA-'19
30	Richard, Jalen	RB	5-8	205	10/15/1993	6	Southern Mississippi	Alexandria, La.	FA-'16
50	Morrow, Nicholas	LB	6-0	225	10/7/1995	5	Greenville	Huntsville, Ala.	FA-'17
53	White, Javin	LB	6-2	205	2/21/1997	2	UNLV	Vacaville, Calif.	FA-'20
Reserve/Retired (3)									
##	Young, Sam	T	6-8	302	6/24/1987	12	Notre Dame	Coral Springs, Fla.	FA-'20
##	Riddick, Theo	RB	5-9	201	4/5/1991	9	Notre Dame	Manville, N.J.	FA-'20
##	Onwuaju, James	LB	6-1	235	4/9/1994	3	Notre Dame	Saint Paul, Minn.	FA-'20

(As of September 14, 2021)
OFFENSE

WR	11 Henry Ruggs III	7 Zay Jones		
LT	74 Kolton Miller	75 Brandon Parker		
LG	64 Richie Incognito	76 John Simpson		
C	68 Andre James	66 Nick Martin		
RG	71 Denzelle Good	72 Jermaine Eluemunor		
RT	<u>70 Alex Leatherwood</u>	75 Brandon Parker		
TE	83 Darren Waller	87 Foster Moreau	85 Derek Carrier	82 Nick Bowers
WR	89 Bryan Edwards	13 Hunter Renfrow	17 Willie Snead IV	
QB	4 Derek Carr	8 Marcus Mariota	3 Nathan Peterman	
RB	28 Josh Jacobs	23 Kenyan Drake	31 Peyton Barber	
FB	45 Alec Ingold			

DEFENSE

DE	91 Yannick Ngakoue	94 Carl Nassib	<u>51 Malcolm Koonce</u>
NT	90 Johnathan Hankins	96 Darius Philon	
DT	77 Quinton Jefferson	-or- 92 Solomon Thomas	-or- 93 Gerald McCoy
DE	98 Maxx Crosby	99 Clelin Ferrell	
SLB	34 K.J. Wright		
MLB	52 Denzel Perryman	-or- 44 Nick Kwiatkoski	
WLB	42 Cory Littleton	<u>5 Divine Deablo</u>	
LCB	27 Trayvon Mullen Jr.	<u>39 Nate Hobbs</u>	21 Amik Robertson
RCB	29 Casey Hayward Jr.	20 Damon Arnette	
FS	<u>25 Tre'ven Moehtig</u>	33 Roderic Teamer	32 Dallin Leavitt
SS	24 Johnathan Abram	<u>37 Tyree Gillespie</u>	

SPECIALISTS

P	6 AJ Cole	
K	2 Daniel Carlson	
H	6 AJ Cole	
LS	47 Trent Sieg	
KR	23 Kenyan Drake	11 Henry Ruggs III
PR	13 Hunter Renfrow	11 Henry Ruggs III

PRONUNCIATION GUIDE

Jermaine Eluemunor	eh-LOO-muh-nor	Yannick Ngakoue	yah-NEEK in-GAH-kway
Clelin Ferrell	CLEE-lin FURL	Darius Philon	FYE-lon
Nick Kwiatkoski	quit-COW-ski	Amik Robertson	uh-MEEK
Tre'ven Moehtig	TRAY-von MAIR-ig	Trent Sieg	SIG

NO.	NAME	POS.	HT.	WT.	AGE	EXP.	COLLEGE	HOMETOWN	HOW ACQ.
QUARTERBACKS (3)									
3	Peterman, Nathan	QB	6-2	225	27	5	Pittsburgh	Jacksonville, Fla.	FA-'18
4	Carr, Derek	QB	6-3	210	30	8	Fresno State	Bakersfield, Calif.	D2-'14
8	Mariota, Marcus	QB	6-4	222	27	7	Oregon	Honolulu, Hawaii	UFA-'20 (Ten.)
RUNNING BACKS (7)									
##	Riddick, Theo (RET)	RB	5-9	201	30	9	Notre Dame	Manville, N.J.	FA-'20
23	Drake, Kenyan	RB	6-1	211	27	6	Alabama	Powder Springs, Ga.	UFA-'21 (Ari.)
28	Jacobs, Josh	RB	5-10	220	22	3	Alabama	Tulsa, Okla.	D1b-'19
30	Richard, Jalen (IR)	RB	5-8	205	27	6	Southern Mississippi	Alexandria, La.	FA-'16
31	Barber, Peyton	RB	5-11	225	27	6	Auburn	Alpharetta, Ga.	FA-'21
36	Ragas, Trey (PS)	RB	5-10	214	25	R	Louisiana	Marrero, La.	FA-'21
45	Ingold, Alec	FB	6-1	240	25	3	Wisconsin	Green Bay, Wis.	FA-'19
WIDE RECEIVERS (8)									
7	Jones, Zay	WR	6-2	200	26	5	East Carolina	Austin, Texas	TR-'19 (Buf.)
11	Ruggs III, Henry	WR	6-0	190	22	2	Alabama	Montgomery, Ala.	D1a-'20
13	Renfrow, Hunter	WR	5-10	185	25	3	Clemson	Myrtle Beach, S.C.	D5-'19
16	Stoner, Dillon (PS)	WR	6-0	194	23	R	Oklahoma State	Tulsa, Okla.	FA-'21
17	Snead IV, Willie	WR	5-11	205	28	7	Ball State	Muskegon Heights, Mich.	UFA-'21 (Bal.)
19	Turner, DJ (PS)	WR	5-9	206	24	R	Pittsburgh	Lanham, Md.	FA-'21
88	Moore, David (PS)	WR	6-0	215	26	5	East Central (Okla.)	Gainesville, Texas	FA-'21
89	Edwards, Bryan	WR	6-3	215	22	2	South Carolina	Conway, S.C.	D3b-'20
TIGHT ENDS (5)									
82	Bowers, Nick	TE	6-4	260	25	1	Penn State	Kittanning, Pa.	FA-'20
83	Waller, Darren	TE	6-6	255	29	5	Georgia Tech	Acworth, Ga.	FA-'18
84	Bushman, Matt (PS)	TE	6-5	245	26	R	BYU	Tuscon, Ari.	FA-'21
85	Carrier, Derek	TE	6-3	240	31	9	Beloit	Edgerton, Wis.	UFA-'18 (LAR)
87	Moreau, Foster	TE	6-4	250	24	3	LSU	New Orleans, La.	D4c-'19
OFFENSIVE LINE (15)									
##	Young, Sam (RET)	T	6-8	302	34	12	Notre Dame	Coral Springs, Fla.	FA-'20
63	Seymour, Kamaal (R/NFIN)	T	6-6	310	25	1	Rutgers	Brooklyn, N.Y.	FA-'20
64	Incognito, Richie	G	6-3	325	38	14	Nebraska	Bogota, N.J.	FA-'19
65	Morrissey, Jimmy (PS)	C	6-3	303	23	R	Pittsburgh	Huntingdon Valley, Pa.	D7-'21
66	Martin, Nick	C	6-4	295	28	6	Notre Dame	Indianapolis, Ind.	UFA-'21 (Hou.)
67	Cotton Sr., Lester (PS)	G	6-4	335	25	1	Alabama	Tuscaloosa, Ala.	FA-'19
68	James, Andre	C	6-4	300	24	3	UCLA	Herriman, Utah	FA-'19
70	Leatherwood, Alex	T	6-5	312	22	R	Alabama	Pensacola, Fla.	D1-'21
71	Good, Denzelle	G	6-5	340	30	7	Mars Hill	Gaffney, S.C.	W-'18 (Ind.)
72	Eluemunor, Jermaine	OL	6-4	335	26	5	Texas A&M	Rockaway, N.J.	FA-'21
73	Hamilton, Devery (PS)	T	6-6	311	23	R	Duke	Ellicott City, Md.	FA-'21
74	Miller, Kolton	T	6-8	325	26	4	UCLA	Roseville, Calif.	D1-'18
75	Parker, Brandon	T	6-8	320	25	4	North Carolina A&T	Kannapolis, N.C.	D3a-'18
76	Simpson, John	G	6-4	330	24	2	Clemson	North Charleston, S.C.	D4a-'20
79	Poutasi, Jeremiah (PS)	OL	6-5	335	27	3	Utah	San Mateo, Calif.	FA-'21
LINEBACKERS (10)									
##	Onwualu, James (RET)	LB	6-1	235	27	3	Notre Dame	Saint Paul, Minn.	FA-'20
5	Deablo, Divine	LB	6-3	226	23	R	Virginia Tech	Winston-Salem, N.C.	D3b-'21
34	Wright, K.J.	LB	6-4	246	32	11	Mississippi State	Olive Branch, Miss.	FA-'21
42	Littleton, Cory	LB	6-3	228	27	6	Washington	Spring Valley, Calif.	UFA-'20 (LAR)
44	Kwiatkoski, Nick	LB	6-2	242	28	6	West Virginia	Bethel Park, Pa.	UFA-'20 (Chi.)
48	Onwuasor, Patrick (PS)	ILB	6-0	227	29	6	Portland State	Inglewood, CA	FA-'21
50	Morrow, Nicholas (IR)	LB	6-0	225	25	5	Greenville	Huntsville, Ala.	FA-'17
52	Perryman, Denzel	ILB	5-11	240	29	7	Miami	Coral Gables, Fla.	TR-'21
53	White, Javin (IR)	LB	6-2	205	24	2	UNLV	Vacaville, Calif.	FA-'20
55	Lee, Marquel (PS)	LB	6-3	235	25	4	Wake Forest	Waldorf, Md.	FA-'21
DEFENSIVE BACKS (15)									
20	Arnette, Damon	CB	6-0	195	25	2	Ohio State	Fort Lauderdale, Fla.	D1b-'20
21	Robertson, Amik	CB	5-9	183	23	2	Louisiana Tech	Thibodaux, La.	D4b-'20
22	Nixon, Keisean (IR)	CB	5-10	200	24	3	South Carolina	Compton, Calif.	FA-'19
24	Abram, Johnathan	S	6-0	205	24	3	Mississippi State	Columbia, Miss.	D1c-'19
25	Moehrig, Tre'von	S	6-1	202	22	R	TCU	Spring Branch, Texas	D2-'21
26	Lawson, Nevin (R/SUS)	CB	5-10	190	30	8	Utah State	Lauderhill, Fla.	UFA-'19 (Det.)
27	Mullen Jr., Trayvon	CB	6-2	200	23	3	Clemson	Fort Lauderdale, Fla.	D2-'19
29	Hayward Jr., Casey	CB	5-11	192	32	10	Vanderbilt	Perry, Ga.	UFA-'21 (LAC)
32	Leavitt, Dallin	S	5-10	195	27	3	Utah State	Portland, Ore.	FA-'18
33	Teamer, Roderic	S	6-0	205	23	2	Tulane	New Orleans, La.	FA-'21
37	Gillespie, Tyree	S	6-0	207	24	R	Missouri	Ocala, Fla.	D4-'21
38	Brown, Jordan (PS)	S	6-0	197	25	1	South Dakota State	Scottsdale, Ari.	FA-'21
39	Hobbs, Nate	CB	6-1	196	22	R	Illinois	Louisville, Ky.	D5-'21
41	Jackson, Robert (PS)	CB	6-2	207	28	3	UNLV	Fort Myers, Fla.	FA-'21
43	Harper, Madre (PS)	CB	6-1	196	23	2	Southern Illinois	Arlington, Texas	FA-'21
DEFENSIVE LINE (12)									
51	Koonce, Malcolm	DE	6-2	249	23	R	Buffalo	Peekskill, N.Y.	D3a-'21
56	Green, Gerri (PS)	DE	6-4	250	26	1	Mississippi State	Jackson, Miss.	FA-'20
77	Jefferson, Quinton	DT	6-4	291	28	6	Maryland	Pittsburgh, Pa.	UFA-'21 (Buf.)
90	Hankins, Johnathan	DT	6-3	340	29	9	Ohio State	Dearborn Heights, Mich.	FA-'18
91	Ngakoue, Yannick	DE	6-2	246	26	6	Maryland	Washington, D.C.	UFA-'21 (Bal.)
92	Thomas, Solomon	DT	6-3	295	26	5	Stanford	Coppell, Texas	UFA-'21 (SF)
93	McCoy, Gerald	DT	6-4	300	33	11	Oklahoma	Oklahoma City, Okla.	FA-'21
94	Nassib, Carl	DE	6-7	275	27	6	Penn State	West Chester, Pa.	UFA-'20 (TB)
95	Vickers, Kendal (PS)	DL	6-3	295	26	2	Tennessee	Havelock, N.C.	FA-'20
96	Philon, Darius	DT	6-1	286	27	5	Arkansas	Mobile, Ala.	FA-'21
98	Crosby, Maxx	DE	6-5	255	24	3	Eastern Michigan	Colleyville, Texas	D4a-'19
99	Ferrell, Clelin	DE	6-4	265	24	3	Clemson	Richmond, Va.	D1a-'19
SPECIALISTS (3)									
2	Carlson, Daniel	K	6-5	215	26	4	Auburn	Colorado Springs, Colo.	FA-'18
6	Cole, AJ	P	6-4	220	25	3	N.C. State	College Park, Ga.	FA-'19
47	Sieg, Trent	LS	6-3	240	26	4	Colorado State	Eaton, Colo.	FA-'18

YEAR	DRAFTEES (21)	FREE AGENTS (24)	COLLEGE FREE AGENTS (5)	TRADES/WAIVERS (3)
2014	QB Derek Carr (2)			
2018	T Kolton Miller (1) T Brandon Parker (3a)	K Daniel Carlson (FA-'18) TE Derek Carrier (UFA-'18 LAR) DT Johnathan Hankins (FA-'18) QB Nathan Peterman (FA-'18) LS Trent Sieg (FA-'18) TE Darren Waller (FA-'18)	S Dallin Leavitt (FA-'18)	G Denzelle Good (W - '18 Ind.)
2019	DE Clelin Ferrell (1a) RB Josh Jacobs (1b) S Johnathan Abram (1c) CB Trayvon Mullen Jr. (2) DE Maxx Crosby (4a) TE Foster Moreau (4c) WR Hunter Renfrow (5)	G Richie Incognito (FA-'19)	P AJ Cole (FA-'19) FB Alec Ingold (FA-'19) C Andre James (FA-'19)	WR Zay Jones (TR -'19 Buf.)
2020	WR Henry Ruggs III (1a) CB Damon Arnette (1b) WR Bryan Edwards (3b) G John Simpson (4a) CB Amik Robertson (4b)	LB Nick Kwiatkoski (UFA-'20 Chi.) LB Cory Littleton (UFA-'20 LAR) QB Marcus Mariota (UFA-'20 Ten.) DE Carl Nassib (UFA-'20 TB)	TE Nick Bowers (FA-'20)	
2021	T Alex Leatherwood (1) S Tre'von Moehrig (2) DE Malcolm Koonce (3a) LB Divine Deablo (3b) S Tyree Gillespie (4) CB Nate Hobbs (5)	RB Peyton Barber (FA-'21) RB Kenyan Drake (UFA-'21 Ari.) OL Jermaine Eluemunor (FA-'21) CB Casey Hayward Jr. (UFA -'21 LAC) DT Quinton Jefferson (UFA-'21 Buf.) C Nick Martin (UFA-'21 Hou.) DT Gerald McCoy (FA-'21) DE Yannick Ngakoue (UFA -'21 Bal.) DT Darius Philon (FA-'21) WR Willie Snead IV (UFA-'21 Bal.) S Roderic Teamer (FA-'21) DT Solomon Thomas (UFA -'21 SF) LB K.J. Wright (FA-'21)		ILB Denzel Perryman (TR -'21)

ROSTER/GAME-BY-GAME STARTERS & INACTIVES

2021 REGULAR SEASON												
OFFENSE												
DATE	OPPONENT	WR		LT	LG	C	RG	RT	TE	QB	RB	FB
9/13	Baltimore	Henry Ruggs III/ Bryan Edwards		Kolton Miller	John Simpson	Andre James	Denzelle Good	Alex Leatherwood	Darren Waller	Derek Carr	Josh Jacobs	Alec Ingold
9/19	at Pittsburgh	--		--	--	--	--	--	--	--	--	--
9/26	Miami	--		--	--	--	--	--	--	--	--	--
10/4	at L.A. Chargers	--		--	--	--	--	--	--	--	--	--
10/10	Chicago	--		--	--	--	--	--	--	--	--	--
10/17	at Denver	--		--	--	--	--	--	--	--	--	--
10/24	Philadelphia	--		--	--	--	--	--	--	--	--	--
11/7	at N.Y. Giants	--		--	--	--	--	--	--	--	--	--
11/14	Kansas City	--		--	--	--	--	--	--	--	--	--
11/21	Cincinnati	--		--	--	--	--	--	--	--	--	--
11/25	at Dallas	--		--	--	--	--	--	--	--	--	--
12/5	Washington	--		--	--	--	--	--	--	--	--	--
12/12	at Kansas City	--		--	--	--	--	--	--	--	--	--
12/19	at Cleveland	--		--	--	--	--	--	--	--	--	--
12/26	Denver	--		--	--	--	--	--	--	--	--	--
1/2	at Indianapolis	--		--	--	--	--	--	--	--	--	--
1/9	L.A. Chargers	--		--	--	--	--	--	--	--	--	--

2021 REGULAR SEASON											
DEFENSE											
DATE	OPPONENT	DE	DT	DE	LB	LB	CB	CB	CB	S	S
9/13	Baltimore	Maxx Crosby	Quinton Jefferson/ Johnathan Hankins	Yannick Ngakoue	Denzel Perryman	Cory Littleton	Nate Hobbs	Trayvon Mullen Jr.	Casey Hayward Jr.	Tre'von Moehrig	Johnathan Abram
9/19	at Pittsburgh	--	--	--	--	--	--	--	--	--	--
9/26	Miami	--	--	--	--	--	--	--	--	--	--
10/4	at L.A. Chargers	--	--	--	--	--	--	--	--	--	--
10/10	Chicago	--	--	--	--	--	--	--	--	--	--
10/17	at Denver	--	--	--	--	--	--	--	--	--	--
10/24	Philadelphia	--	--	--	--	--	--	--	--	--	--
11/7	at N.Y. Giants	--	--	--	--	--	--	--	--	--	--
11/14	Kansas City	--	--	--	--	--	--	--	--	--	--
11/21	Cincinnati	--	--	--	--	--	--	--	--	--	--
11/25	at Dallas	--	--	--	--	--	--	--	--	--	--
12/5	Washington	--	--	--	--	--	--	--	--	--	--
12/12	at Kansas City	--	--	--	--	--	--	--	--	--	--
12/19	at Cleveland	--	--	--	--	--	--	--	--	--	--
12/26	Denver	--	--	--	--	--	--	--	--	--	--
1/2	at Indianapolis	--	--	--	--	--	--	--	--	--	--
1/9	L.A. Chargers	--	--	--	--	--	--	--	--	--	--

Rookies underlined.

2021 REGULAR SEASON INACTIVES							
DATE	OPPONENT	1	2	3	4	5	6
09/13	Baltimore	Nick Bowers	Clelin Ferrell	Richie Incognito	<u>Malcolm Koonce</u>	Nathan Peterman	--
09/19	at Pittsburgh	--	--	--	--	--	--
09/26	Miami	--	--	--	--	--	--
10/04	at L.A. Chargers	--	--	--	--	--	--
10/10	Chicago	--	--	--	--	--	--
10/17	at Denver	--	--	--	--	--	--
10/24	Philadelphia	--	--	--	--	--	--
11/07	at N.Y. Giants	--	--	--	--	--	--
11/14	Kansas City	--	--	--	--	--	--
11/21	Cincinnati	--	--	--	--	--	--
11/25	at Dallas	--	--	--	--	--	--
12/05	Washington	--	--	--	--	--	--
12/12	at Kansas City	--	--	--	--	--	--
12/19	at Cleveland	--	--	--	--	--	--
12/26	Denver	--	--	--	--	--	--
01/02	at Indianapolis	--	--	--	--	--	--
01/09	L.A. Chargers	--	--	--	--	--	--

Bold underline denotes rookie

PLAYER PARTICIPATION

2021 REGULAR SEASON LAS VEGAS RAIDERS PLAYER PARTICIPATION																					
PLAYERS	BAL	@ PIT	MIA	@ LAC	CHI	@ DEN	PHI	@ NYG	KC	CIN	@ DAL	WAS	@ KC	@ CLE	DEN	@ IND	LAC	GP	GS	DNP	IN
91973	Active	-	-	-	-	-	-	-	-	-	-	-	-	-	-	-	-	0	0	0	0
91976	Active	-	-	-	-	-	-	-	-	-	-	-	-	-	-	-	-	0	0	0	0
91977	Active	-	-	-	-	-	-	-	-	-	-	-	-	-	-	-	-	0	0	0	0
92493	Active	-	-	-	-	-	-	-	-	-	-	-	-	-	-	-	-	0	0	0	0
Johnathan Abram	SS	-	-	-	-	-	-	-	-	-	-	-	-	-	-	-	-	1	1	0	0
Damon Arnette	P	-	-	-	-	-	-	-	-	-	-	-	-	-	-	-	-	1	0	0	0
Asmar Bilal	IR	-	-	-	-	-	-	-	-	-	-	-	-	-	-	-	-	0	0	0	0
Nick Bowers	N	-	-	-	-	-	-	-	-	-	-	-	-	-	-	-	-	0	0	0	1
Jordan Brown	PS	-	-	-	-	-	-	-	-	-	-	-	-	-	-	-	-	0	0	0	0
Matt Bushman	PS	-	-	-	-	-	-	-	-	-	-	-	-	-	-	-	-	0	0	0	0
Daniel Carlson	P	-	-	-	-	-	-	-	-	-	-	-	-	-	-	-	-	1	0	0	0
Derek Carr	QB	-	-	-	-	-	-	-	-	-	-	-	-	-	-	-	-	1	1	0	0
Derek Carrier	P	-	-	-	-	-	-	-	-	-	-	-	-	-	-	-	-	1	0	0	0
AJ Cole	P	-	-	-	-	-	-	-	-	-	-	-	-	-	-	-	-	1	0	0	0
Lester Cotton Sr.	PS	-	-	-	-	-	-	-	-	-	-	-	-	-	-	-	-	0	0	0	0
Maxx Crosby	DE	-	-	-	-	-	-	-	-	-	-	-	-	-	-	-	-	1	1	0	0
Divine Deablo	P	-	-	-	-	-	-	-	-	-	-	-	-	-	-	-	-	1	0	0	0
Kenyan Drake	P	-	-	-	-	-	-	-	-	-	-	-	-	-	-	-	-	1	0	0	0
Bryan Edwards	WR	-	-	-	-	-	-	-	-	-	-	-	-	-	-	-	-	1	1	0	0
Alex Ellis	IR	-	-	-	-	-	-	-	-	-	-	-	-	-	-	-	-	0	0	0	0
Clelin Ferrell	N	-	-	-	-	-	-	-	-	-	-	-	-	-	-	-	-	0	0	0	1
Tyree Gillespie	P	-	-	-	-	-	-	-	-	-	-	-	-	-	-	-	-	1	0	0	0
Denzelle Good	RG	-	-	-	-	-	-	-	-	-	-	-	-	-	-	-	-	1	1	0	0
Gerri Green	PS	-	-	-	-	-	-	-	-	-	-	-	-	-	-	-	-	0	0	0	0
Devery Hamilton	PS	-	-	-	-	-	-	-	-	-	-	-	-	-	-	-	-	0	0	0	0
Johnathan Hankins	NT	-	-	-	-	-	-	-	-	-	-	-	-	-	-	-	-	1	1	0	0
Casey Hayward Jr.	RCB	-	-	-	-	-	-	-	-	-	-	-	-	-	-	-	-	1	1	0	0
Nate Hobbs	LCB	-	-	-	-	-	-	-	-	-	-	-	-	-	-	-	-	1	1	0	0
Richie Incognito	N	-	-	-	-	-	-	-	-	-	-	-	-	-	-	-	-	0	0	0	1
Alec Ingold	FB	-	-	-	-	-	-	-	-	-	-	-	-	-	-	-	-	1	1	0	0
Josh Jacobs	RB	-	-	-	-	-	-	-	-	-	-	-	-	-	-	-	-	1	1	0	0
Andre James	C	-	-	-	-	-	-	-	-	-	-	-	-	-	-	-	-	1	1	0	0
Quinton Jefferson	DT	-	-	-	-	-	-	-	-	-	-	-	-	-	-	-	-	1	1	0	0
Zay Jones	P	-	-	-	-	-	-	-	-	-	-	-	-	-	-	-	-	1	0	0	0
Malcolm Koonce	N	-	-	-	-	-	-	-	-	-	-	-	-	-	-	-	-	0	0	0	1
Nick Kwiatkowski	P	-	-	-	-	-	-	-	-	-	-	-	-	-	-	-	-	1	0	0	0
Nevin Lawson	R/SUS	-	-	-	-	-	-	-	-	-	-	-	-	-	-	-	-	0	0	0	0
Alex Leatherwood	RT	-	-	-	-	-	-	-	-	-	-	-	-	-	-	-	-	1	1	0	0
Dallin Leavitt	P	-	-	-	-	-	-	-	-	-	-	-	-	-	-	-	-	1	0	0	0
Cory Littleton	WLB	-	-	-	-	-	-	-	-	-	-	-	-	-	-	-	-	1	1	0	0
Marcus Mariota	P	-	-	-	-	-	-	-	-	-	-	-	-	-	-	-	-	1	0	0	0
Nick Martin	P	-	-	-	-	-	-	-	-	-	-	-	-	-	-	-	-	1	0	0	0
Gerald McCoy	P	-	-	-	-	-	-	-	-	-	-	-	-	-	-	-	-	1	0	0	0
Kolton Miller	LT	-	-	-	-	-	-	-	-	-	-	-	-	-	-	-	-	1	1	0	0
Tre'von Moehrig	FS	-	-	-	-	-	-	-	-	-	-	-	-	-	-	-	-	1	1	0	0
Foster Moreau	P	-	-	-	-	-	-	-	-	-	-	-	-	-	-	-	-	1	0	0	0
Jimmy Morrissey	PS	-	-	-	-	-	-	-	-	-	-	-	-	-	-	-	-	0	0	0	0
Nicholas Morrow	IR	-	-	-	-	-	-	-	-	-	-	-	-	-	-	-	-	0	0	0	0
Trayvon Mullen Jr.	LCB	-	-	-	-	-	-	-	-	-	-	-	-	-	-	-	-	1	1	0	0
Carl Nassib	P	-	-	-	-	-	-	-	-	-	-	-	-	-	-	-	-	1	0	0	0
Yannick Ngakoue	DE	-	-	-	-	-	-	-	-	-	-	-	-	-	-	-	-	1	1	0	0
Keisean Nixon	IR	-	-	-	-	-	-	-	-	-	-	-	-	-	-	-	-	0	0	0	0
James Onwuasor	RET	-	-	-	-	-	-	-	-	-	-	-	-	-	-	-	-	0	0	0	0
Patrick Onwuasor	PS	-	-	-	-	-	-	-	-	-	-	-	-	-	-	-	-	0	0	0	0
Brandon Parker	P	-	-	-	-	-	-	-	-	-	-	-	-	-	-	-	-	1	0	0	0
Nathan Peterman	N	-	-	-	-	-	-	-	-	-	-	-	-	-	-	-	-	0	0	0	1
Darius Philon	P	-	-	-	-	-	-	-	-	-	-	-	-	-	-	-	-	1	0	0	0
Jeremiah Poutasi	PS	-	-	-	-	-	-	-	-	-	-	-	-	-	-	-	-	0	0	0	0
Trey Ragas	X	-	-	-	-	-	-	-	-	-	-	-	-	-	-	-	-	0	0	1	0
Hunter Renfrow	P	-	-	-	-	-	-	-	-	-	-	-	-	-	-	-	-	1	0	0	0
Jalen Richard	IR	-	-	-	-	-	-	-	-	-	-	-	-	-	-	-	-	0	0	0	0
Theo Riddick	RET	-	-	-	-	-	-	-	-	-	-	-	-	-	-	-	-	0	0	0	0
Amik Robertson	P	-	-	-	-	-	-	-	-	-	-	-	-	-	-	-	-	1	0	0	0
Henry Ruggs III	WR	-	-	-	-	-	-	-	-	-	-	-	-	-	-	-	-	1	1	0	0
Kamaal Seymour	R/NFIN	-	-	-	-	-	-	-	-	-	-	-	-	-	-	-	-	0	0	0	0
Trent Sieg	P	-	-	-	-	-	-	-	-	-	-	-	-	-	-	-	-	1	0	0	0
John Simpson	LG	-	-	-	-	-	-	-	-	-	-	-	-	-	-	-	-	1	1	0	0
Willie Snead IV	P	-	-	-	-	-	-	-	-	-	-	-	-	-	-	-	-	1	0	0	0
Dillon Stoner	PS	-	-	-	-	-	-	-	-	-	-	-	-	-	-	-	-	0	0	0	0
Solomon Thomas	P	-	-	-	-	-	-	-	-	-	-	-	-	-	-	-	-	1	0	0	0
DJ Turner	PS	-	-	-	-	-	-	-	-	-	-	-	-	-	-	-	-	0	0	0	0
Kendal Vickers	PS	-	-	-	-	-	-	-	-	-	-	-	-	-	-	-	-	0	0	0	0
Darren Waller	TE	-	-	-	-	-	-	-	-	-	-	-	-	-	-	-	-	1	1	0	0
Javin White	IR	-	-	-	-	-	-	-	-	-	-	-	-	-	-	-	-	0	0	0	0
K.J. Wright	P	-	-	-	-	-	-	-	-	-	-	-	-	-	-	-	-	1	0	0	0
Sam Young	RET	-	-	-	-	-	-	-	-	-	-	-	-	-	-	-	-	0	0	0	0

LEGEND:
CAPS=Starter, P=Player was a substitution, N=On Inactive List, X=Did Not Play (Non-injury), PS=Practice Squad, IR=Injured Reserve, NOT=Not on Roster, RET=Reserve/Retired, R/NFIN=Reserve/NFIN, R/SUS=Reserve/League Susp., ^=With Other Team

DATE	POS.	PLAYER	TRANSACTION	POS.	PLAYER	TRANSACTION
Tue., Sep. 14	RB	Trey Ragas	Reverted to PS			
Mon., Sep. 13	RB	Trey Ragas	Activated from PS			
Mon., Sep. 6	LB	K.J. Wright	Signed as FA	LB	Tanner Muse	Waived
	WR	David Moore	Signed to PS	LB	Patrick Onwuasor	Signed to PS
	RB	B.J. Emmons	Released	DT	Niles Scott	Released
Sat., Sep. 4	RB	Peyton Barber	Signed as FA from Washington PS			
Fri., Sep. 3	LB	Marquel Lee	Signed to PS	LB	Max Richardson	Released
Thu., Sep. 2	TE	Derek Carrier	Signed as FA	OL	Jermaine Eluemunor	Signed as FA
	S	Dallin Leavitt	Signed as FA	CB	Madre Harper	Signed to PS
	LB	Nicholas Morrow	Placed on Reserve/Injured list	CB	Keisean Nixon	Placed on Reserve/Injured list
	RB	Jalen Richard	Placed on Reserve/Injured list	LB	Javin White	Placed on Reserve/Injured list
Wed., Sep. 1	LB	Denzel Perryman	Acquired via trade with Panthers along with a 2022 seventh-round draft pick in exchange for a 2022 sixth-round draft pick	S	Jordan Brown	Signed to PS
	G	Lester Cotton Sr.	Signed to PS	RB	B.J. Emmons	Signed to PS
	DE	Gerri Green	Signed to PS	T	Devery Hamilton	Signed to PS
	CB	Robert Jackson	Signed to PS	C	Jimmy Morrissey	Signed to PS
	OL	Jeremiah Poutasi	Signed to PS	DT	Niles Scott	Signed to PS
	DE	Kendal Vickers	Signed to PS	LB	Max Richardson	Signed to PS
	TE	Matt Bushman	Signed to PS	RB	Trey Ragas	Signed to PS
	WR	Dillon Stoner	Signed to PS	WR	DJ Turner	Signed to PS
Tue., Aug. 31	G	Lester Cotton Sr.	Waived	DT	Matt Dickerson	Waived
	WR	Keelan Doss	Waived	RB	B.J. Emmons	Waived
	DE	Gerri Green	Waived	T	Devery Hamilton	Waived
	CB	Isaiah Johnson	Waived	G/T	Jaryd Jones-Smith	Waived
	S	Dallin Leavitt	Waived	C	Jimmy Morrissey	Waived
	OL	Jeremiah Poutasi	Waived	DT	Niles Scott	Waived
	DE	Kendal Vickers	Waived	WR	John Brown	Released
	TE	Derek Carrier	Released	S	Karl Joseph	Released
	G/T	Patrick Omameh	Released	CB	Blidi Wreh-Wilson	Released
	LB	Asmar Bilal	Waived/Injured	TE	Alex Ellis	Waived/Injured
	CB	Nevin Lawson	Placed on Reserve/Suspended List	TE	Matt Bushman	Waived
	RB	Trey Ragas	Waived	LB	Max Richardson	Waived
	WR	Dillon Stoner	Waived	WR	DJ Turner	Waived
	RB	Garrett Groshek	Waived			
Thu., Aug. 26	LB	Te'von Coney	Waived			
Tue., Aug. 24	WR	Marcell Ateman	Released	LB	Darron Lee	Placed on Reserve/Injured List
	DT	Darius Stills	Waived/Injured			
Mon., Aug. 23	T	Devery Hamilton	Re-signed as FA	P	Corliss Waitman	Waived
	G	Parker Ehinger	Released	CB	Rasul Douglas	Released
Tue., Aug. 17	LB	Te'von Coney	Signed as FA			
Mon., Aug. 16	QB	Case Cookus	Waived	K	Dominik Eberle	Waived
	LS	Liam McCullough	Waived	RB	Bo Scarbrough	Waived
	WR	Caleb Scott	Waived	CB	De'Vante Bausby	Released
	DT	Ethan Westbrooks	Released			
Thu., Aug. 12	CB	Isaiah Johnson	Returned to practice from Active/Physically Unable to Perform List			
Wed., Aug. 11	DT	Ethan Westbrooks	Signed as FA	CB	Shaun Crawford	Waived
Tue., Aug. 10	LB	Divine Deablo	Returned to practice from Active/Physically Unable to Perform List	WR	Trey Quinn	Waived/Injured
	QB	Case Cookus	Signed as FA			
Fri., Aug. 6	RB	Bo Scarbrough	Signed as FA	T	Devery Hamilton	Waived/NFI
Wed., Aug. 4	DT	Gerald McCoy	Signed as FA	OL	Jeremiah Poutasi	Signed as FA
Tue., Aug. 3	T	Sam Young	Placed on Reserve/Retired List			
Mon., Aug. 2	LB	James Onwualu	Placed on Reserve/Retired List	RB	Jalen Richard	Returned to practice from Reserve/COVID-19 List
	RB	Darius Jackson	Waived			
Sun., Aug. 1	K	Dominik Eberle	Re-signed as FA			
Sat., Jul. 31	K	Daniel Carlson	Placed on Reserve/COVID-19 List			
Fri., Jul. 30	RB	Theo Riddick	Placed on Reserve/Retired List	RB	Kenyan Drake	Returned to practice from Active/Non-Football Injury List
	DT	Darius Stills	Returned to practice from Active/Non-Football Injury List			
Thu., Jul. 29	RB	B.J. Emmons	Signed as FA	RB	Darius Jackson	Signed as FA
Wed., Jul. 28	RB	Kenyan Drake	Placed on Active/Non-Football Injury List	RB	Jalen Richard	Placed on Reserve/COVID-19 List
	RB	Theo Riddick	Placed on Reserve/COVID-19 List			
Mon., Jul. 26	K	Dominik Eberle	Waived	P	Corliss Waitman	Signed as FA
Sun., Jul. 25	CB	Isaiah Johnson	Placed on Active/Physically Unable to Perform List	LB	Divine Deablo	Placed on Active/Physically Unable to Perform List
	T	Devery Hamilton	Placed on Active/Non-Football Injury List	DT	Darius Stills	Placed on Active/Non-Football Injury List
Fri., Jul. 23	LB	Divine Deablo	Signed as draft pick (D3b - '21)	DE	Malcolm Koonce	Signed as draft pick (D3a - '21)
Thu., Jun. 17	LB	Darron Lee	Signed as FA	CB	De'Vante Bausby	Signed as FA
	CB	T.J. Morrison	Waived			
Thu., Jun. 10	S	Kemah Siverand	Waived			
Wed., Jun. 9	CB	Blidi Wreh-Wilson	Signed as FA	T	Sam Young	Re-signed as FA
Mon., Jun. 7	G	Marquel Harrell	Waived	G	Parker Ehinger	Signed as FA
Fri., Jun. 4	S	Rashaan Gaulden	Waived	TE	Alex Ellis	Signed as FA
Thu., Jun. 3	S	Roderic Teamer	Signed as FA	TE	Carson Williams	Waived
	OL	Erik Magnuson	Released			
Wed., May. 26	T	Kamaal Seymour	Placed on Reserve/Non-Football Injury List			
Tue., May. 25	T	Kamaal Seymour	Waived/NFI			
Mon., May. 24	OL	Patrick Omameh	Signed as FA	T	Alex Leatherwood	Signed as draft pick (D1 - '21)
Fri., May. 21	DE	David Irving	Released			
Mon., May. 17	S	Tyree Gillespie	Signed as draft pick (D4 - '21)	CB	Nate Hobbs	Signed as draft pick (D5 - '21)
	C	Jimmy Morrissey	Signed as draft pick (D7 - '21)			
Tue., May. 11	WR	Caleb Scott	Signed as FA			
Fri., May. 7	T	Devery Hamilton	Signed as UDFA	TE	Matt Bushman	Signed as UDFA
	CB	Shaun Crawford	Signed as UDFA	RB	Garrett Groshek	Signed as UDFA
	CB	T.J. Morrison	Signed as UDFA	RB	Trey Ragas	Signed as UDFA
	LB	Max Richardson	Signed as UDFA	DT	Darius Stills	Signed as UDFA
	WR	Dillon Stoner	Signed as UDFA	WR	DJ Turner	Signed as UDFA
Thu., May. 6	G	Marquel Harrell	Signed as FA			
Wed., May. 5	S	Jeff Heath	Released			
Tue., May. 4	CB	Casey Hayward	Signed as UFA (LAC)			
Mon., Apr. 26	TE	Carson Williams	Signed as FA			
Mon., Apr. 19	CB	Rasul Douglas	Signed as UFA (Car.)			
Thu., Apr. 15	DE	Arden Key	Waived	DT	Maurice Hurst	Waived
	QB	Kyle Slotter	Released			
Fri., Apr. 9	S	Karl Joseph	Signed as FA			
Fri., Mar. 26	WR	Willie Snead	Signed as UFA (Bal.)			

ROSTER/TRANSACTIONS

Wed., Mar. 24	G	Richie Incognito	Re-signed	G/T	Denzelle Good	Re-signed
	C	Nick Martin	Signed as UFA (Hou.)			
Tue., Mar. 23	CB	Nevin Lawson	Re-signed			
Mon., Mar. 22	DL	Darius Philon	Signed as FA	DL	Matt Dickerson	Signed as FA
	OL	Andre James	Signed to a multi-year contract extension			
Sat., Mar. 20	G	Gabe Jackson	Traded to the Seahawks in return for a 2021 fifth-round draft pick.	DT	Johnathan Hankins	Re-signed
Fri., Mar. 19	T	Trenton Brown	Traded with a 2022 seventh-round draft pick to the Patriots in return for a 2022 fifth-round draft pick	C	Rodney Hudson	Traded with a 2021 seventh-round draft pick to the Cardinals in return for a 2021 third-round draft pick
	RB	Kenyan Drake	Signed as UFA (Ari.)	LB	Nicholas Morrow	Re-signed
	RB	Theo Riddick	Re-signed	WR	Zay Jones	Re-signed
	TE	Derek Carrier	Re-signed	DT	Solomon Thomas	Signed as UFA (SF)
	DE	Yannick Ngakoue	Signed as UFA (Bal.)	WR	John Brown	Signed as UFA (Buf.)
Wed., Mar. 17	DT	Quinton Jefferson	Signed as UFA (Buf.)			
Tue., Mar. 9	G	Richie Incognito	Released	DB	Lamarcus Joyner	Released
Mon., Mar. 8	S	Dallin Leavitt	Signed to a one-year contract extension			
Wed., Mar. 3	LS	Trent Sieg	Re-signed as a restricted FA			
Tue., Mar. 2	DE	Kendal Vickers	Signed to a one-year contract extension			
Mon., Mar. 1	LB	Ukeme Eligwe	Waived	DE	Jeremiah Valoaga	Waived
	DB	D.J. Killings	Released			
Wed., Feb. 24	WR	Tyrell Williams	Released			
Thu., Feb. 18	DE	David Irving	Re-signed as FA			
Tue., Feb. 9	G	Lester Cotton Sr.	Signed as FA			
Thu., Feb. 4	QB	Nathan Peterman	Signed to a one-year contract extension			
Wed., Feb. 3	WR	Marcell Ateman	Signed to Reserve/Future contract			
Wed., Jan. 27	LB	Asmar Bilal	Signed to Reserve/Future contract			
Tue., Jan. 26	WR	Keelan Doss	Signed to Reserve/Future contract			
Fri., Jan. 15	QB	Kyle Slotter	Signed to Reserve/Future contract			
Tue., Jan. 12	WR	Trey Quinn	Signed to Reserve/Future contract			
Wed., Jan. 6	LS	Liam McCullough	Signed to Reserve/Future contract			
Tue., Jan. 5	TE	Nick Bowers	Signed to Reserve/Future contract	K	Dominik Eberle	Signed to Reserve/Future contract
	S	Rashaan Gaulden	Signed to Reserve/Future contract	DE	Gerri Green	Signed to Reserve/Future contract
	OL	Jaryd Jones-Smith	Signed to Reserve/Future contract	OL	Erik Magnuson	Signed to Reserve/Future contract
	LB	James Onwualu	Signed to Reserve/Future contract	DT	Niles Scott	Signed to Reserve/Future contract
	T	Kamaal Seymour	Signed to Reserve/Future contract	S	Kemah Siverand	Signed to Reserve/Future contract
	LB	Javin White	Signed to Reserve/Future contract			
Mon., Jan. 4	OL	Erik Magnuson	Reverted to PS	LB	James Onwualu	Reverted to PS
Sat., Jan. 2	S	Jeff Heath	Activated from Reserve/Injured - Designated For Return list	LB	James Onwualu	Activated from PS
	OL	Erik Magnuson	Activated from PS			
Fri., Jan. 1	S	Erik Harris	Activated from the Reserve/COVID-19 list			



RAIDERS STATISTICS

TEAM STATS

LAS VEGAS RAIDERS / REGULAR SEASON WEEK 1 / THROUGH MONDAY, SEPTEMBER 13, 2021

WON 8, LOST 8				JON GRUDEN (16 GAMES)	
12/26	L	25-26	Miami		
10/11	W	40-32	at Kansas City	13,311	
11/22	L	31-35	Kansas City		
11/29	L	6-43	at Atlanta	9,124	
10/04	L	23-30	Buffalo		
09/13	W	34-30	at Carolina		
11/01	W	16-6	at Cleveland	10,972	
11/15	W	37-12	Denver		
01/03	W	32-31	at Denver		
12/13	L	27-44	Indianapolis		
09/27	L	20-36	at New England		
09/21	W	34-24	New Orleans		
12/06	W	31-28	at N.Y. Jets		
10/25	L	20-45	Tampa Bay		
11/08	W	31-26	at L.A. Chargers		
12/17	L	27-30 (OT)	L.A. Chargers		

2020 TEAM STATISTICS

	LV	OPP.
FIRST DOWNS	359	381
Rushing	121	114
Passing	206	223
Penalty	32	44
Third Down-Made/Att	91/198	100/205
Third Down Efficiency	46.0%	48.8%
Fourth Down-Made/Att	16/21	14/17
Fourth Down Efficiency	76.2%	82.4%
TOTAL NET YARDS	6,133	6,225
Avg. Per Game	383.3	389.1
Total Plays	1,036	1,039
Avg. Per Play	5.9	6.0
NET YARDS RUSHING	1,916	2,013
Avg. Per Game	119.8	125.8
Total Rushes	457	438
Avg. Per Rush	4.2	4.6
NET YARDS PASSING	4,217	4,212
Avg. Per Game	263.6	263.3
Sacked/Yards Lost	28/166	21/129
Gross Yards	4,383	4,341
Attempts/Completions	551/369	580/370
Pct. of Completion	67.0%	63.8%
Had Intercepted	10	10
PUNTS/AVERAGE	44/44.1	48/45.7
Net Punting Average	40.1	38.5
PUNT RETURN/AVG.	23/11.5	14/9.5
KICKOFF RETURN/AVG.	22/19.0	32/23.4
INTERCEPTION RETURN/AVG.	10/15.6	10/26.6
PENALTIES/YARDS	98/856	95/915
FUMBLES/BALL LOST	24/16	10/5
TOUCHDOWNS	48	55
Rushing	20	24
Passing	28	28
Returns	0	3
EXTRA POINTS/ATTEMPTS	45/47	44/48
TWO POINT CONVERSION/ATT.	1/1	4/6
FIELD GOALS/ATTEMPTS	33/35	32/39
AVG. TIME OF POSSESSION	30:47	29:13

SCORE BY PERIODS		Q1	Q2	Q3	Q4	OT	PTS
TEAM		78	134	77	142	3	434
OPPONENTS		93	136	67	176	6	478

SCORING		TD	RU	PA	RT	K-PAT	FG	2PT	S	PTS
D. Carlson	0	0	0	0	0	45/47	33/35	0	0	144
J. Jacobs	12	12	0	0	0	0/0	0/0	0	0	72
D. Waller	9	0	9	0	0	0/0	0/0	1	0	56
N. Agholor	8	0	8	0	0	0/0	0/0	0	0	48
D. Booker	3	3	0	0	0	0/0	0/0	0	0	18
D. Carr	3	3	0	0	0	0/0	0/0	0	0	18
F. Moreau	2	0	2	0	0	0/0	0/0	0	0	12
H. Renfrow	2	0	2	0	0	0/0	0/0	0	0	12
H. Ruggs III	2	0	2	0	0	0/0	0/0	0	0	12
J. Witten	2	0	2	0	0	0/0	0/0	0	0	12
B. Edwards	1	0	1	0	0	0/0	0/0	0	0	6
A. Ingold	1	0	1	0	0	0/0	0/0	0	0	6
Z. Jones	1	0	1	0	0	0/0	0/0	0	0	6
M. Mariota	1	1	0	0	0	0/0	0/0	0	0	6
J. Richard	1	1	0	0	0	0/0	0/0	0	0	6
TEAM	48	20	28	0	45/47	33/35	1	0		434
OPPONENTS	55	24	28	3	44/48	32/39	5	0		478

2-Pt Conv: D. Waller 1, TM 1-1, OPP 5-7

D. Carlson: (20G, 54G) (28G, 54G) (29G, 41WL, 25G) (54G, 39G, 25G) (38G, 43G) (42G, 36G) (41LU, 29G, 33G, 24G) (31G) (24G, 52G, 22G) (35G) (29G, 24G) (48G) (25G, 23G) (23G, 23G) (23G, 38G, 20G, 22G) (33G)
 OPP: (47G, 46G, 31G) (31G) (33G, 23G, 32G) (34G) (32G) (29G) (41G, 38G, 37WL) (48WR, 45G, 29G) (50G, 33G) (38G, 39G, 30G, 29G, 54G) (25G, 20G, 35G) (22G, 47WL, 51WL) (37G, 39G, 22G, 44G) (22G, 56WL, 70B, 37G, 26G, 63B)

SACKS: M. Crosby 7.0, N. Morrow 3.0, C. Nassib 2.5, K. Vickers 2.0, C. Ferrell 2.0, N. Kwiatkoski 1.0, N. Lawson 1.0, C. Smith 1.0, J. Hankins 1.0, M. Hurst 0.5, TM 21.0, OPP 28.0 FUM/LOST: D. Carr 11/8, D. Waller 2/2, J. Jacobs 2/2, H. Ruggs III 2/2, K. Nixon 2/1, H. Renfrow 2/1, A. Cole 1/0, J. Richard 1/0, D. Booker 1/0, TM 24/16, OPP 10/5

PASSING	ATT	CMP	YDS	CMP%	YDS/ATT	TD	TD%	INT	INT%	LONG	SACK	LOST	RATING
D. Carr	517	348	4,103	67.3	7.9	27	5.2	9	1.7	85t	26.0	150	101.4
M. Mariota	28	17	226	60.7	8.1	1	3.6	1	3.6	35t	0.0	0	83.3
N. Peterman	5	3	25	60.0	5.0	0	0.0	0	0.0	12	2.0	16	72.9
Z. Jones	1	1	29	100.0	29.0	0	0.0	0	0.0	29	0.0	0	118.8
TEAM	551	369	4,383	67.0	8.0	28	5.1	10	1.8	85t	28	166	100.4
OPPONENTS	580	370	4,341	63.8	7.5	28	4.8	10	1.7	92t	21	129	95.3

RUSHING	NO.	YDS	AVG	LONG	TD
J. Jacobs	273	1,065	3.9	28t	12
D. Booker	93	423	4.5	43	3
D. Carr	39	140	3.6	18	3
J. Richard	22	123	5.6	20t	1
M. Mariota	9	88	9.8	26	1
H. Ruggs III	9	49	5.4	12	0
T. Riddick	6	14	2.3	11	0
N. Peterman	1	9	9.0	9	0
A. Ingold	3	4	1.3	3	0
J. Heath	1	1	1.0	1	0
A. Cole	1	0	0.0	0	0
TEAM	457	1,916	4.2	43	20
OPPONENTS	438	2,013	4.6	62t	24

RECEIVING	TAR	NO.	YDS	AVG	LONG	TD
D. Waller	145	107	1,196	11.2	38t	9
N. Agholor	82	48	896	18.7	85t	8
H. Renfrow	77	56	656	11.7	53	2
J. Jacobs	45	33	238	7.2	29	0
H. Ruggs III	43	26	452	17.4	72t	2
J. Richard	23	19	138	7.3	19	0
D. Booker	21	17	84	4.9	17	0
Z. Jones	20	14	154	11.0	37	1
A. Ingold	17	12	110	9.2	23	1
J. Witten	17	13	69	5.3	15	2
B. Edwards	15	11	193	17.5	34	1
F. Moreau	9	7	140	20.0	47t	2
T. Riddick	6	5	43	8.6	15	0
R. Gafford	2	0	0	0.0	0	0
D. Carrier	1	1	14	14.0	14	0
TEAM	523	369	4,383	11.9	85t	28
OPPONENTS	559	370	4,341	11.7	92t	28

INTERCEPTIONS	NO.	YDS	AVG	LONG	TD
J. Heath	3	89	29.7	47	0
J. Abram	2	29	14.5	24	0
T. Mullen Jr.	2	0	0.0	0	0
C. Nassib	1	23	23.0	23	0
N. Kwiatkoski	1	9	9.0	9	0
N. Morrow	1	6	6.0	6	0
TEAM	10	156	15.6	47	0
OPPONENTS	10	266	26.6	67t	2

FUMBLES	FUM	LST	FF	REC	TD
D. Carr	11	8	0	0	0
D. Waller	2	2	0	0	0
J. Jacobs	2	2	0	0	0
H. Ruggs III	2	2	0	1	0
K. Nixon	2	1	0	0	0
H. Renfrow	2	1	0	0	0
A. Ingold	0	0	0	1	0
A. Cole	1	0	0	1	0
D. Booker	1	0	0	1	0
J. Abram	0	0	0	1	0
J. Richard	1	0	0	0	0
R. Hudson	0	0	0	1	0
TEAM	24	16	0	6	0
OPPONENTS	10	5	0	2	0

PUNTING	NO.	YDS	AVG	NET	TB	IN	LG	B
A. Cole	44	1,939	44.1	40.1	2	20	63	0
TEAM	44	1,939	44.1	40.1	2	20	63	0
OPPONENTS	48	2,192	45.7	38.5	4	10	67	0

PUNT RETURNS	RET	FC	YDS	AVG	LONG	TD
H. Renfrow	23	10	265	11.5	32	0
TEAM	23	10	265	11.5	32	0
OPPONENTS	14	16	133	9.5	38	0

KICKOFF RETURNS	NO.	YDS	AVG	LONG	TD
J. Richard	10	240	24.0	44	0
H. Ruggs III	7	141	20.1	32	0
K. Nixon	3	21	7.0	18	0
R. Gafford	1	12	12.0	12	0
D. Booker	1	4	4.0	4	0
TEAM	22	418	19.0	44	0
OPPONENTS	32	748	23.4	38	0

FIELD GOALS	1-19	20-29	30-39	40-49	50+
D. Carlson	0/0	18/18	8/8	3/5	4/4
TEAM	0/0	18/18	8/8	3/5	4/4
OPPONENTS	0/0	10/10	15/16	5/7	2/6

2021 REGULAR SEASON LAS VEGAS RAIDERS DEFENSIVE STATS
(THROUGH WEEK 1)

POS.	PLAYER	SOLO	ASST.	TOTAL	TFL	SACKS/YDS.	PR	FR	FF	INT./YDS.	PD
LB	C. Littleton	5	5	10	0	0.0/0.0	0	0	0	0/0	0
ILB	D. Perryman	5	5	10	0	0.0/0.0	0	1	0	0/0	0
S	J. Abram	5	4	9	0	0.0/0.0	0	0	0	0/0	1
DE	M. Crosby	4	2	6	2	2.0/12.0	5	0	0	0/0	0
S	T. Moehrig	2	3	5	0	0.0/0.0	0	0	0	0/0	0
DT	Q. Jefferson	1	4	5	0	0.0/0.0	0	0	1	0/0	0
DE	Y. Ngakoue	2	2	4	0	0.0/0.0	1	0	0	0/0	1
LB	N. Kwiatkoski	3	0	3	1	0.0/0.0	0	0	0	0/0	0
DE	C. Nassib	3	0	3	0	1.0/6.0	1	0	1	0/0	0
CB	C. Hayward Jr.	2	0	2	0	0.0/0.0	0	0	0	0/0	0
CB	N. Hobbs	2	0	2	0	0.0/0.0	0	0	0	0/0	0
CB	T. Mullen Jr.	2	0	2	0	0.0/0.0	0	0	0	0/0	0
DT	D. Philon	1	1	2	1	0.0/0.0	0	1	0	0/0	0
LB	K. Wright	1	1	2	0	0.0/0.0	0	0	0	0/0	0
DT	J. Hankins	0	2	2	0	0.0/0.0	0	0	0	0/0	0
TOTALS		38	29	67	4	3.0/18.0	7	2	2	0/0	2

2021 REGULAR SEASON RAIDERS SPECIAL TEAMS STATS

POS.	PLAYER	TKLS.	ASST.	TOTAL
LB	Kwiatkoski, Nick	0	2	2
LS	Sieg, Trent	1	0	1
S	Abram, Johnathan	0	1	1
S	Leavitt, Dallin	0	1	1
TOTALS		1	4	5

DEFENSIVE SCORES

INT (0)
FR (0)
Safety (0)

SPECIAL TEAMS BIG PLAYS

FR (0)

Regular Season defensive and special teams statistics are based on press box statistics.

2021 REGULAR SEASON RAIDERS GAME-BY-GAME OFFENSE

	09/13	09/19	09/26	10/04	10/10	10/17	10/24	11/07	11/14	11/21	11/25	12/05	12/12	12/19	12/26	01/02	01/09	
	BAL	@ PIT	MIA	@ LAC	CHI	@ DEN	PHI	@ NYG	KC	CIN	@ DAL	WAS	@ KC	@ CLE	DEN	@ IND	LAC	Totals
SCORING																		
Points	33																	33
Q1	0																	0
Q2	10																	10
Q3	0																	0
Q4	17																	17
OT	6																	6
TD Rushing	2																	2
TD Passing	2																	2
TD KO Returns	0																	0
TD Punt Returns	0																	0
TD Sp. Teams	0																	0
TD Def. Returns	0																	0
FG Attempts	2																	2
FG Made	2																	2
Safety	0																	0
2-Pt Attempts	0																	0
2-Pt Made	0																	0
Time of Possession	34:08																	34:08
FIRST DOWNS																		
Total	26																	26
Rushing	6																	6
Passing	17																	17
Penalty	3																	3
THIRD DOWNS																		
Attempts	15																	15
Converted	7																	7
Percentage	46.7%																	46.7%
FOURTH DOWNS																		
Attempts	1																	1
Converted	0																	0
Percentage	0.0%																	0.0%
TOT. OFFENSE																		
Net Yards	491																	491
Plays	80																	80
Avg./Play	6.1																	6.1
RUSHING																		
Net Yards	82																	82
Rush. Att.	21																	21
Avg./Att.	3.9																	3.9
ADVANCES																		
Rushes	21																	21
Completions	34																	68
Totals	55																	55
Total Drives	14																	14
PENALTIES																		
Number	10																	10
Yards	62																	62
FUMBLES																		
Number	1																	1
Lost	0																	0
PUNTING																		
Yards	316																	316
Punts	6																	6
Net Avg.	41.5																	41.5
Gross Avg.	52.7																	52.7

2021 REGULAR SEASON RAIDERS GAME-BY-GAME DEFENSE

	09/13	09/19	09/26	10/04	10/10	10/17	10/24	11/07	11/14	11/21	11/25	12/05	12/12	12/19	12/26	01/02	01/09	
	BAL	@ PIT	MIA	@ LAC	CHI	@ DEN	PHI	@ NYG	KC	CIN	@ DAL	WAS	@ KC	@ CLE	DEN	@ IND	LAC	Totals
SCORING																		
Points	27																	27
Q1	7																	7
Q2	7																	7
Q3	3																	3
Q4	10																	10
OT	0																	0
TD Rushing	2																	2
TD Passing	1																	1
TD KO Returns	0																	0
TD Punt Returns	0																	0
TD Sp. Teams	0																	0
TD Def. Returns	0																	0
FG Attempts	2																	2
FG Made	2																	2
Safety	0																	0
2-Pt Attempts	0																	0
2-Pt Made	0																	0
Time of Possession	32:14																	32:14
FIRST DOWNS																		
Total	20																	20
Rushing	8																	8
Passing	11																	11
Penalty	1																	1
THIRD DOWNS																		
Attempts	12																	12
Converted	3																	3
Percentage	25.0%																	25.0%
FOURTH DOWNS																		
Attempts	2																	2
Converted	1																	1
Percentage	50.0%																	50.0%
TOT. OFFENSE																		
Net Yards	406																	406
Plays	67																	67
Avg./Play	6.1																	6.1
RUSHING																		
Net Yards	189																	189
Rush. Att.	34																	34
Avg./Att.	5.6																	5.6
ADVANCES																		
Rushes	34																	34
Completions	19																	38
Totals	53																	53
Total Drives	13																	13
PENALTIES																		
Number	5																	5
Yards	71																	71
FUMBLES																		
Number	4																	4
Lost	2																	2
PUNTING																		
Yards	179																	179
Punts	4																	4
Net Avg.	42.3																	42.3
Gross Avg.	44.8																	44.8

LAS VEGAS RAIDERS SEASON HIGHS

CATEGORY	HIGH	DATE	OPPONENT
Points	33	9/13	vs. Baltimore
Points in a Quarter	17	9/13	vs. Baltimore
Points in a Half	17	9/13	vs. Baltimore
Total Touchdowns	4	9/13	vs. Baltimore
Offensive Plays	80	9/13	vs. Baltimore
Total Net Yards	491	9/13	vs. Baltimore
Total First Downs	26	9/13	vs. Baltimore
First Downs Rushing	6	9/13	vs. Baltimore
First Downs Passing	17	9/13	vs. Baltimore
First Down Penalties	3	9/13	vs. Baltimore
Third Down Efficiency	46.7%	9/13	vs. Baltimore
Average Yards Per Play	6.1	9/13	vs. Baltimore
Total Net Yards Rushing	82	9/13	vs. Baltimore
Rushing Attempts	21	9/13	vs. Baltimore
Rushing Average Yards	3.9	9/13	vs. Baltimore
Rushing Touchdowns	2	9/13	vs. Baltimore
Total Net Yards Passing	409	9/13	vs. Baltimore
Passing Attempts	56	9/13	vs. Baltimore
Passing Completions	34	9/13	vs. Baltimore
Passing Touchdowns	2	9/13	vs. Baltimore
Yards Per Attempt	6.9	9/13	vs. Baltimore
Passes Thrown for Interception	1	9/13	vs. Baltimore
Times Sacked	3	9/13	vs. Baltimore
QB Sacks	3	9/13	vs. Baltimore
Sack Yards Lost	26	9/13	vs. Baltimore
Total Punts	6	9/13	vs. Baltimore
Total Punt Yards	316	9/13	vs. Baltimore
Gross Punting Average	52.7	9/13	vs. Baltimore
Net Punting Average	41.5	9/13	vs. Baltimore
Punt Returns	2	9/13	vs. Baltimore
Punt Return Yards	10	9/13	vs. Baltimore
Punt Return Average	5.0	9/13	vs. Baltimore
Kickoff Returns	2	9/13	vs. Baltimore
Kickoff Return Yards	33	9/13	vs. Baltimore
Total Penalties	10	9/13	vs. Baltimore
Penalty Yards	62	9/13	vs. Baltimore
Total Fumbles	1	9/13	vs. Baltimore
Fumbles Lost	0	9/13	vs. Baltimore
Time of Possession	34:08	9/13	vs. Baltimore
Turnovers	1	9/13	vs. Baltimore

OPPONENT SEASON HIGHS

CATEGORY	HIGH	DATE	OPPONENT
Points	27	9/13	vs. Baltimore
Points in a Quarter	10	9/13	vs. Baltimore
Points in a Half	14	9/13	vs. Baltimore
Total Touchdowns	3	9/13	vs. Baltimore
Offensive Plays	67	9/13	vs. Baltimore
Total Net Yards	406	9/13	vs. Baltimore
Total First Downs	20	9/13	vs. Baltimore
First Downs Rushing	8	9/13	vs. Baltimore
First Downs Passing	11	9/13	vs. Baltimore
First Down Penalties	1	9/13	vs. Baltimore
Third Down Efficiency	25.0%	9/13	vs. Baltimore
Average Yards Per Play	6.1	9/13	vs. Baltimore
Total Net Yards Rushing	189	9/13	vs. Baltimore
Rushing Attempts	34	9/13	vs. Baltimore
Rushing Average Yards	5.6	9/13	vs. Baltimore
Rushing Touchdowns	2	9/13	vs. Baltimore
Total Net Yards Passing	217	9/13	vs. Baltimore
Passing Attempts	30	9/13	vs. Baltimore
Passing Completions	19	9/13	vs. Baltimore
Passing Touchdowns	1	9/13	vs. Baltimore
Yards Per Attempt	6.6	9/13	vs. Baltimore
Passes Thrown for Interception	0	9/13	vs. Baltimore
Times Sacked	3	9/13	vs. Baltimore
QB Sacks	3	9/13	vs. Baltimore
Sack Yards Lost	18	9/13	vs. Baltimore
Total Punts	4	9/13	vs. Baltimore
Total Punt Yards	179	9/13	vs. Baltimore
Gross Punting Average	44.8	9/13	vs. Baltimore
Net Punting Average	42.3	9/13	vs. Baltimore
Punt Returns	4	9/13	vs. Baltimore
Punt Return Yards	67	9/13	vs. Baltimore
Punt Return Average	16.8	9/13	vs. Baltimore
Kickoff Returns	0	9/13	vs. Baltimore
Kickoff Return Yards	0	9/13	vs. Baltimore
Total Penalties	5	9/13	vs. Baltimore
Penalty Yards	71	9/13	vs. Baltimore
Total Fumbles	4	9/13	vs. Baltimore
Fumbles Lost	2	9/13	vs. Baltimore
Time of Possession	32:14	9/13	vs. Baltimore
Turnovers	2	9/13	vs. Baltimore

2021 REGULAR SEASON RAIDERS INDIVIDUAL SINGLE-GAME HIGHS

Touchdowns	2	Josh Jacobs	vs. Ravens	09/13
Passes Attempted	56	Derek Carr	vs. Ravens	09/13
Passes Completed	34	Derek Carr	vs. Ravens	09/13
Completion Percentage	60.7	Derek Carr	vs. Ravens	09/13
Passing Yards	435	Derek Carr	vs. Ravens	09/13
Yards Per Attempt	7.8	Derek Carr	vs. Ravens	09/13
Touchdown Passes	2	Derek Carr	vs. Ravens	09/13
Receptions	10	Darren Waller	vs. Ravens	09/13
Receiving Yards	105	Darren Waller	vs. Ravens	09/13
Touchdown Receptions	1	Zay Jones	vs. Ravens	09/13
		Darren Waller	vs. Ravens	09/13
Rushing Yards	34	Josh Jacobs	vs. Ravens	09/13
Rushing Attempts	10	Josh Jacobs	vs. Ravens	09/13
Rushing Average	3.4	Josh Jacobs	vs. Ravens	09/13
Rushing Touchdowns	2	Josh Jacobs	vs. Ravens	09/13
Yards From Scrimmage	105	Darren Waller	vs. Ravens	09/13
Combined Net Yards	105	Darren Waller	vs. Ravens	09/13
Interceptions Thrown	1	Derek Carr	vs. Ravens	09/13
Tackles	10	Cory Littleton	vs. Ravens	09/13
		Denzel Perryman	vs. Ravens	09/13
Sacks	2.0	Maxx Crosby	vs. Ravens	09/13
Punts	6	AJ Cole	vs. Ravens	09/13
Punts Inside the 20	2	AJ Cole	vs. Ravens	09/13
Punting Average	52.7	AJ Cole	vs. Ravens	09/13
Punt Returns	2	Hunter Renfrow	vs. Ravens	09/13
Punt Return Yards	10	Hunter Renfrow	vs. Ravens	09/13
Kickoff Returns	2	Henry Ruggs III	vs. Ravens	09/13
Kickoff Return Yards	33	Henry Ruggs III	vs. Ravens	09/13
Field Goals Attempted	2	Daniel Carlson	vs. Ravens	09/13
Field Goals Made	2	Daniel Carlson	vs. Ravens	09/13

2021 REGULAR SEASON LAS VEGAS RAIDERS LONGEST PLAYS

Rushing Long	31	Marcus Mariota	vs. Ravens	09/13
Touchdown Run	15	Josh Jacobs	vs. Ravens	09/13
Passing Long	37	Derek Carr	vs. Ravens	09/13
Touchdown Pass Long	31	Derek Carr	vs. Ravens	09/13
Reception	37	Henry Ruggs III	vs. Ravens	09/13
Touchdown Reception	31	Zay Jones	vs. Ravens	09/13
Longest Opponent's Fumble Return	1	Denzel Perryman	vs. Ravens	09/13
Punt Return	7	Hunter Renfrow	vs. Ravens	09/13
Kickoff Return	20	Henry Ruggs III	vs. Ravens	09/13
Punt	67	AJ Cole	vs. Ravens	09/13
Field Goal Made	55	Daniel Carlson	vs. Ravens	09/13
Field Goal Attempt	55	Daniel Carlson	vs. Ravens	09/13

2021 REGULAR SEASON OPPONENTS INDIVIDUAL SINGLE-GAME HIGHS

Touchdowns	1	Marquise Brown	vs. Ravens	09/13
		Latavius Murray	vs. Ravens	09/13
		Ty'Son Williams	vs. Ravens	09/13
Passes Attempted	30	Lamar Jackson	vs. Ravens	09/13
Passes Completed	19	Lamar Jackson	vs. Ravens	09/13
Completion Percentage	63.3	Lamar Jackson	vs. Ravens	09/13
Passing Yards	235	Lamar Jackson	vs. Ravens	09/13
Yards Per Attempt	7.8	Lamar Jackson	vs. Ravens	09/13
Touchdown Passes	1	Lamar Jackson	vs. Ravens	09/13
Receptions	6	Marquise Brown	vs. Ravens	09/13
Receiving Yards	96	Sammy Watkins	vs. Ravens	09/13
Touchdown Receptions	1	Marquise Brown	vs. Ravens	09/13
Rushing Yards	86	Lamar Jackson	vs. Ravens	09/13
Rushing Attempts	12	Lamar Jackson	vs. Ravens	09/13
Rushing Average	7.2	Ty'Son Williams	vs. Ravens	09/13
Rushing Touchdowns	1	Latavius Murray	vs. Ravens	09/13
		Ty'Son Williams	vs. Ravens	09/13
Yards From Scrimmage	96	Sammy Watkins	vs. Ravens	09/13
Combined Net Yards	96	Sammy Watkins	vs. Ravens	09/13
Interceptions Made	1	Anthony Averett	vs. Ravens	09/13
Tackles	9	Marlon Humphrey	vs. Ravens	09/13
		Patrick Queen	vs. Ravens	09/13
Sacks	1.0	Pernell McPhee	vs. Ravens	09/13
		Odafe Oweh	vs. Ravens	09/13
		Patrick Queen	vs. Ravens	09/13
Punts	4	Sam Koch	vs. Ravens	09/13
Punts Inside the 20	1	Sam Koch	vs. Ravens	09/13
Punting Average	44.8	Sam Koch	vs. Ravens	09/13
Punt Returns	4	Devin Duvernay	vs. Ravens	09/13
Punt Return Yards	67	Devin Duvernay	vs. Ravens	09/13
Field Goals Attempted	2	Justin Tucker	vs. Ravens	09/13
Field Goals Made	2	Justin Tucker	vs. Ravens	09/13

2021 REGULAR SEASON OPPONENTS LONGEST PLAYS

Rushing Long	35	Ty'Son Williams	vs. Ravens	09/13
Touchdown Run	35	Ty'Son Williams	vs. Ravens	09/13
Passing Long	49	Lamar Jackson	vs. Ravens	09/13
Touchdown Pass Long	10	Lamar Jackson	vs. Ravens	09/13
Reception	49	Sammy Watkins	vs. Ravens	09/13
Touchdown Reception	10	Marquise Brown	vs. Ravens	09/13
Punt Return	30	Devin Duvernay	vs. Ravens	09/13
Punt	49	Sam Koch	vs. Ravens	09/13
Field Goal Made	47	Justin Tucker	vs. Ravens	09/13
Field Goal Attempt	47	Justin Tucker	vs. Ravens	09/13

2021 REGULAR SEASON BIG YARDAGE GAMES

100-YARD PASS RECEIVERS

DATE	OPPONENT	PLAYER	REC.	YDS.	AVG.	LG	TD
9/13	vs. Ravens	Darren Waller	10	105	10.5	24	1

300-YARD PASSERS

DATE	OPPONENT	PLAYER	ATT.	YDS.	COMP.	LG	TD
9/13	vs. Ravens	Derek Carr	56	435	34	37	2

2021 OPPONENTS BIG YARDAGE GAMES

[none]

DATE	OPPONENT	QTR	RAIDERS PLAYER	RUN	PASS	DOWN	RESULT	GAME OUTCOME
09/13	Baltimore	4	Derek Carr -> Henry Ruggs III		37	3-10-BAL 47	Touchdown	W, 33-27 (ot)
09/13	Baltimore	5	Derek Carr -> Bryan Edwards		32	3-4-BAL 33	Interception	W, 33-27 (ot)
09/13	Baltimore	5	Derek Carr -> Zay Jones		31T	2-14-BAL 31	Touchdown	W, 33-27 (ot)
09/13	Baltimore	1	Marcus Mariota run	31		3-1-LV 34	Punt	W, 33-27 (ot)
09/13	Baltimore	5	Derek Carr -> Hunter Renfrow		27	2-12-LV 34	Interception	W, 33-27 (ot)
09/13	Baltimore	2	Derek Carr -> Darren Waller		24	3-1-BAL 43	Touchdown	W, 33-27 (ot)
09/13	Baltimore	4	Derek Carr -> Kenyan Drake		21	3-28-LV 23	Punt	W, 33-27 (ot)
09/13	Baltimore	4	Derek Carr -> Bryan Edwards		20	1-10-LV 25	Field Goal	W, 33-27 (ot)

OPPONENT BIG PLAYS OF 20+ YARDS

DATE	OPPONENT	QTR	OPP. PLAYER	RUN	PASS	DOWN	RESULT	GAME OUTCOM E
09/13	Baltimore	4	Lamar Jackson -> Sammy Watkins		49	2-5-BAL 43	Touchdown	W, 27-33 (ot)
09/13	Baltimore	1	Ty'Son Williams run	35T		4-1-LV 35	Touchdown	W, 27-33 (ot)
09/13	Baltimore	2	Lamar Jackson -> Marquise Brown		29	1-10-BAL 32	Touchdown	W, 27-33 (ot)
09/13	Baltimore	2	Lamar Jackson -> Sammy Watkins		29	2-14-LV 43	Touchdown	W, 27-33 (ot)
09/13	Baltimore	4	Lamar Jackson run	28		2-10-BAL 35	Field Goal	W, 27-33 (ot)
09/13	Baltimore	1	Lamar Jackson -> Ty'Son Williams		21	2-10-BAL 35	Touchdown	W, 27-33 (ot)

RAIDERS

(AS OF SEP 14, 2021, 3:36 PM PDT)

2021 : REGULAR SEASON

PLAYS			NET YARDS			TIME		
DATE	OPPONENT	PLAYS	DATE	OPPONENT	NET YARDS	DATE	OPPONENT	TIME
9/13	Baltimore	10 (punt)	9/13	Baltimore	75 (touchdown) [PEN: -10, GROSS: 85]	9/13	Baltimore	5:02 (downs)
9/19	at Pittsburgh	--	9/13	Baltimore	75 (touchdown) [PEN: 9, GROSS: 66]	9/19	at Pittsburgh	--
9/26	Miami	--	9/19	at Pittsburgh	--	9/26	Miami	--
10/4	at L.A. Chargers	--	9/26	Miami	--	10/4	at L.A. Chargers	--
10/10	Chicago	--	10/4	at L.A. Chargers	--	10/10	Chicago	--
10/17	at Denver	--	10/10	Chicago	--	10/17	at Denver	--
10/24	Philadelphia	--	10/17	at Denver	--	10/24	Philadelphia	--
11/7	at N.Y. Giants	--	10/24	Philadelphia	--	11/7	at N.Y. Giants	--
11/14	Kansas City	--	11/7	at N.Y. Giants	--	11/14	Kansas City	--
11/21	Cincinnati	--	11/14	Kansas City	--	11/21	Cincinnati	--
11/25	at Dallas	--	11/21	Cincinnati	--	11/25	at Dallas	--
12/5	Washington	--	11/25	at Dallas	--	12/5	Washington	--
12/12	at Kansas City	--	12/5	Washington	--	12/12	at Kansas City	--
12/19	at Cleveland	--	12/12	at Kansas City	--	12/19	at Cleveland	--
12/26	Denver	--	12/19	at Cleveland	--	12/26	Denver	--
1/2	at Indianapolis	--	12/26	Denver	--	1/2	at Indianapolis	--
1/9	L.A. Chargers	--	1/2	at Indianapolis	--	1/9	L.A. Chargers	--
--	--	--	1/9	L.A. Chargers	--	--	--	--

2021 REGULAR SEASON

WEEK 1: RAIDERS 33, RAVENS 27

SEPTEMBER 13, 2021

RAIDERS													RAVENS												
#	RECD	LOST	POSS	OBTAINED	BEGAN	PLAYS	YDS	PEN	NET	1ST	ENDED	GIVEN UP	#	RECD	LOST	POSS	OBTAINED	BEGAN	PLAYS	YDS	PEN	NET	1ST	ENDED	GIVEN UP
1	15:00	10:29	4:31	Kickoff	LV 25	10	42	-10	32	2	BAL 43	Punt	1	10:29	05:14	5:15	Punt	BAL 8	8	29	-5	24	2	BAL 32	Punt
2	05:14	04:46	0:28	Punt	LV 24	3	0	0	0	0	LV 24	Punt	2	04:46	01:47	2:59	Punt	BAL 35	6	65	0	65	2	LV 35	TD
3	01:47	00:08	1:39	Kickoff	LV 15	4	13	0	13	1	LV 28	Punt	3	00:08	14:09	0:59	Punt	BAL 20	3	3	0	3	0	BAL 23	Punt
4	14:09	11:30	2:39	Punt	LV 35	3	-5	-6	-11	0	LV 24	Punt	4	11:30	08:52	2:38	Punt	BAL 32	6	68	0	68	3	LV 10	TD
5	08:52	04:14	4:38	Kickoff	LV 25	9	66	9	75	5	BAL 2	TD	5	04:14	01:12	3:02	Kickoff	BAL 25	7	39	0	39	2	LV 36	Downs
6	01:12	00:00	1:12	Downs	LV 36	9	33	15	48	3	BAL 16	Field Goal	6	15:00	13:10	1:50	Kickoff	BAL 25	5	14	5	19	2	BAL 44	Punt
7	13:10	10:48	2:22	Punt	LV 7	3	4	-7	-3	0	LV 4	Punt	7	10:48	08:24	2:24	Punt	LV 38	6	16	0	16	1	LV 22	Field Goal
8	08:24	03:22	5:02	Kickoff	LV 20	8	45	22	67	2	BAL 13	Downs	8	03:22	14:49	3:33	Downs	BAL 13	5	22	-10	12	1	BAL 25	Punt
9	14:49	13:23	1:26	Punt	LV 41	3	8	-5	3	0	LV 44	Punt	9	13:23	11:54	1:29	Punt	BAL 19	3	19	0	19	1	BAL 36	Fumble
10	11:54	09:18	2:36	Fumble	BAL 41	5	41	0	41	3	BAL 15	TD	10	09:18	06:04	3:14	Kickoff	BAL 25	6	75	0	75	3	LV 8	TD
11	06:04	03:44	2:20	Kickoff	LV 25	9	85	-10	75	4	BAL 10	TD	11	03:44	00:37	3:07	Kickoff	BAL 25	8	46	0	46	2	LV 29	Field Goal
12	00:37	00:02	0:35	Kickoff	LV 25	5	38	0	38	2	BAL 37	Field Goal	12	00:02	00:00	0:02	Kickoff	BAL 25	1	-1	0	-1	0	BAL 25	End Half
13	10:00	06:13	3:47	Kickoff	LV 25	9	74	-4	70	3	BAL 5	Int	13	06:13	04:31	1:42	Int	BAL 20	5	7	0	7	1	BAL 33	Fumble
14	04:31	03:38	0:53	Fumble	BAL 27	2	32	-5	27	1	BAL 31	TD													

2021 REGULAR SEASON

DATE	OPPONENT	RAIDERS								OPPONENT							
		FIRST HALF				SECOND HALF				FIRST HALF				SECOND HALF			
		PLAYS	YDS	TIME	RESULT	PLAYS	YDS	TIME	RESULT	PLAYS	YDS	TIME	RESULT	PLAYS	YDS	TIME	RESULT
09/13	Ravens	10	32	4:31	Punt	3	-3	2:22	Punt	8	24	5:15	Punt	5	19	1:50	Punt
09/19	at Steelers	--	--	--	--	--	--	--	--	--	--	--	--	--	--	--	--
09/26	Dolphins	--	--	--	--	--	--	--	--	--	--	--	--	--	--	--	--
10/04	at Chargers	--	--	--	--	--	--	--	--	--	--	--	--	--	--	--	--
10/10	Bears	--	--	--	--	--	--	--	--	--	--	--	--	--	--	--	--
10/17	at Broncos	--	--	--	--	--	--	--	--	--	--	--	--	--	--	--	--
10/24	Eagles	--	--	--	--	--	--	--	--	--	--	--	--	--	--	--	--
11/07	at Giants	--	--	--	--	--	--	--	--	--	--	--	--	--	--	--	--
11/14	Chiefs	--	--	--	--	--	--	--	--	--	--	--	--	--	--	--	--
11/21	Bengals	--	--	--	--	--	--	--	--	--	--	--	--	--	--	--	--
11/25	at Cowboys	--	--	--	--	--	--	--	--	--	--	--	--	--	--	--	--
12/05	Washington	--	--	--	--	--	--	--	--	--	--	--	--	--	--	--	--
12/12	at Chiefs	--	--	--	--	--	--	--	--	--	--	--	--	--	--	--	--
12/19	at Browns	--	--	--	--	--	--	--	--	--	--	--	--	--	--	--	--
12/26	Broncos	--	--	--	--	--	--	--	--	--	--	--	--	--	--	--	--
01/02	at Colts	--	--	--	--	--	--	--	--	--	--	--	--	--	--	--	--
01/09	Chargers	--	--	--	--	--	--	--	--	--	--	--	--	--	--	--	--

ADVANCES CHART

2021 REGULAR SEASON RAIDERS ADVANCES

DATE	OPPONENT	RUSHES	COMPLETIONS	ADVANCES	OUTCOME
09/13	Baltimore	21	34	55	W 33-27 OT
09/19	at Pittsburgh	--	--	--	--
09/26	Miami	--	--	--	--
10/04	at L.A. Chargers	--	--	--	--
10/10	Chicago	--	--	--	--
10/17	at Denver	--	--	--	--
10/24	Philadelphia	--	--	--	--
11/07	at N.Y. Giants	--	--	--	--
11/14	Kansas City	--	--	--	--
11/21	Cincinnati	--	--	--	--
11/25	at Dallas	--	--	--	--
12/05	Washington	--	--	--	--
12/12	at Kansas City	--	--	--	--
12/19	at Cleveland	--	--	--	--
12/26	Denver	--	--	--	--
01/02	at Indianapolis	--	--	--	--
01/09	L.A. Chargers	--	--	--	--
TOTALS		21	34	55	

2021 REGULAR SEASON OPPONENT ADVANCES

DATE	OPPONENT	RUSHES	COMPLETIONS	ADVANCES	OUTCOME
09/13	Baltimore	34	19	53	W 33-27 OT
09/19	at Pittsburgh	--	--	--	--
09/26	Miami	--	--	--	--
10/04	at L.A. Chargers	--	--	--	--
10/10	Chicago	--	--	--	--
10/17	at Denver	--	--	--	--
10/24	Philadelphia	--	--	--	--
11/07	at N.Y. Giants	--	--	--	--
11/14	Kansas City	--	--	--	--
11/21	Cincinnati	--	--	--	--
11/25	at Dallas	--	--	--	--
12/05	Washington	--	--	--	--
12/12	at Kansas City	--	--	--	--
12/19	at Cleveland	--	--	--	--
12/26	Denver	--	--	--	--
01/02	at Indianapolis	--	--	--	--
01/09	L.A. Chargers	--	--	--	--
TOTALS		34	19	53	

RAIDERS RECORD WHEN:

Having 45 or more advances	1 - 0
Having 50 or more advances	1 - 0
Having less than 45 advances	0 - 0
Having less than 50 advances	0 - 0
Allowing 45 or more advances	1 - 0
Allowing 50 or more advances	1 - 0
Allowing less than 45 advances	0 - 0
Allowing less than 50 advances	0 - 0

NOTE: Advances equal to all rushing attempts plus completions.

RAIDERS 2021 REGULAR SEASON THIRD DOWN EFFICIENCY

		RAIDERS										Total
Date	Opponent	3rd & 1	3rd & 2	3rd & 3	3rd & 4	3rd & 5	3rd & 6	3rd & 7	3rd & 8	3rd & 9	3rd & 10+	
09/13	Baltimore	3 / 3	0 / 0	0 / 0	1 / 1	0 / 2	0 / 0	0 / 0	0 / 0	1 / 1	2 / 8	7 / 15
09/19	at Pittsburgh	--	--	--	--	--	--	--	--	--	--	--
09/26	Miami	--	--	--	--	--	--	--	--	--	--	--
10/04	at L.A. Chargers	--	--	--	--	--	--	--	--	--	--	--
10/10	Chicago	--	--	--	--	--	--	--	--	--	--	--
10/17	at Denver	--	--	--	--	--	--	--	--	--	--	--
10/24	Philadelphia	--	--	--	--	--	--	--	--	--	--	--
11/07	at N.Y. Giants	--	--	--	--	--	--	--	--	--	--	--
11/14	Kansas City	--	--	--	--	--	--	--	--	--	--	--
11/21	Cincinnati	--	--	--	--	--	--	--	--	--	--	--
11/25	at Dallas	--	--	--	--	--	--	--	--	--	--	--
12/05	Washington	--	--	--	--	--	--	--	--	--	--	--
12/12	at Kansas City	--	--	--	--	--	--	--	--	--	--	--
12/19	at Cleveland	--	--	--	--	--	--	--	--	--	--	--
12/26	Denver	--	--	--	--	--	--	--	--	--	--	--
01/02	at Indianapolis	--	--	--	--	--	--	--	--	--	--	--
01/09	L.A. Chargers	--	--	--	--	--	--	--	--	--	--	--
TOTALS		3 / 3	0 / 0	0 / 0	1 / 1	0 / 2	0 / 0	0 / 0	0 / 0	1 / 1	2 / 8	7 / 15
		100.0%	0.0%	0.0%	100.0%	0.0%	0.0%	0.0%	0.0%	100.0%	25.0%	46.7%
		3RD & 1-3: 3 / 3 = 100.0%			3RD & 4-6: 1 / 3 = 33.3%			3RD & 7-10+: 3 / 9 = 33.3%				

OPPONENT 2021 REGULAR SEASON THIRD DOWN EFFICIENCY

		OPPONENT										Total
Date	Opponent	3rd & 1	3rd & 2	3rd & 3	3rd & 4	3rd & 5	3rd & 6	3rd & 7	3rd & 8	3rd & 9	3rd & 10+	
09/13	Baltimore	0 / 0	1 / 1	0 / 1	0 / 1	0 / 1	2 / 3	0 / 4	0 / 0	0 / 0	0 / 1	3 / 12
09/19	at Pittsburgh	--	--	--	--	--	--	--	--	--	--	--
09/26	Miami	--	--	--	--	--	--	--	--	--	--	--
10/04	at L.A. Chargers	--	--	--	--	--	--	--	--	--	--	--
10/10	Chicago	--	--	--	--	--	--	--	--	--	--	--
10/17	at Denver	--	--	--	--	--	--	--	--	--	--	--
10/24	Philadelphia	--	--	--	--	--	--	--	--	--	--	--
11/07	at N.Y. Giants	--	--	--	--	--	--	--	--	--	--	--
11/14	Kansas City	--	--	--	--	--	--	--	--	--	--	--
11/21	Cincinnati	--	--	--	--	--	--	--	--	--	--	--
11/25	at Dallas	--	--	--	--	--	--	--	--	--	--	--
12/05	Washington	--	--	--	--	--	--	--	--	--	--	--
12/12	at Kansas City	--	--	--	--	--	--	--	--	--	--	--
12/19	at Cleveland	--	--	--	--	--	--	--	--	--	--	--
12/26	Denver	--	--	--	--	--	--	--	--	--	--	--
01/02	at Indianapolis	--	--	--	--	--	--	--	--	--	--	--
01/09	L.A. Chargers	--	--	--	--	--	--	--	--	--	--	--
TOTALS		0 / 0	1 / 1	0 / 1	0 / 1	0 / 1	2 / 3	0 / 4	0 / 0	0 / 0	0 / 1	3 / 12
		0.0%	100.0%	0.0%	0.0%	0.0%	66.7%	0.0%	0.0%	0.0%	0.0%	25.0%
		3RD & 1-3: 1 / 2 = 50.0%			3RD & 4-6: 2 / 5 = 40.0%			3RD & 7-10+: 0 / 5 = 0.0%				

2021 REGULAR SEASON FOURTH DOWN EFFICIENCY

Date	Opponent	RAIDERS						OPPONENT					
		4th & 1	4th & 2	4th & 3	4th & 4	4th & 5+	Total	4th & 1	4th & 2	4th & 3	4th & 4	4th & 5+	Total
09/13	Baltimore	0 / 1	0 / 0	0 / 0	0 / 0	0 / 0	0 / 1	1 / 2	0 / 0	0 / 0	0 / 0	0 / 0	1 / 2
09/19	at Pittsburgh	--	--	--	--	--	--	--	--	--	--	--	--
09/26	Miami	--	--	--	--	--	--	--	--	--	--	--	--
10/04	at L.A. Chargers	--	--	--	--	--	--	--	--	--	--	--	--
10/10	Chicago	--	--	--	--	--	--	--	--	--	--	--	--
10/17	at Denver	--	--	--	--	--	--	--	--	--	--	--	--
10/24	Philadelphia	--	--	--	--	--	--	--	--	--	--	--	--
11/07	at N.Y. Giants	--	--	--	--	--	--	--	--	--	--	--	--
11/14	Kansas City	--	--	--	--	--	--	--	--	--	--	--	--
11/21	Cincinnati	--	--	--	--	--	--	--	--	--	--	--	--
11/25	at Dallas	--	--	--	--	--	--	--	--	--	--	--	--
12/05	Washington	--	--	--	--	--	--	--	--	--	--	--	--
12/12	at Kansas City	--	--	--	--	--	--	--	--	--	--	--	--
12/19	at Cleveland	--	--	--	--	--	--	--	--	--	--	--	--
12/26	Denver	--	--	--	--	--	--	--	--	--	--	--	--
01/02	at Indianapolis	--	--	--	--	--	--	--	--	--	--	--	--
01/09	L.A. Chargers	--	--	--	--	--	--	--	--	--	--	--	--
TOTALS		0 / 1	0 / 0	0 / 0	0 / 0	0 / 0	0 / 1	1 / 2	0 / 0	0 / 0	0 / 0	0 / 0	1 / 2
		0.0%	0.0%	0.0%	0.0%	0.0%	0.0%	50.0%	0.0%	0.0%	0.0%	0.0%	50.0%

2020 REGULAR SEASON 100.0+ PASSER RATING

RAIDERS

PASSING GAMES

DATE	OPPONENT	PLAYER	ATT	CMP	YDS	CMP%	YDS/ATT	YDS/CMP	TD	TD%	INT	INT%	LONG	SACK/LOST	RATING
09/13	at Carolina	Derek Carr	30	22	239	73.33%	7.97	10.86	1	3.33%	0	0.00%	45	0/0	107.50
09/21	vs. New Orleans	Derek Carr	38	28	284	73.68%	7.47	10.14	3	7.89%	0	0.00%	31	3/23	120.90
09/27	at New England	Derek Carr	32	24	261	75.00%	8.16	10.88	2	6.25%	0	0.00%	34	2/12	119.40
10/04	vs. Buffalo	Derek Carr	44	32	311	72.73%	7.07	9.72	2	4.55%	0	0.00%	37	2/14	107.30
10/11	at Kansas City	Derek Carr	31	22	347	70.97%	11.19	15.77	3	9.68%	1	3.23%	72t	1/1	126.70
11/08	at L.A. Chargers	Derek Carr	23	13	165	56.52%	7.17	12.69	2	8.70%	0	0.00%	53	1/5	108.10
11/22	vs. Kansas City	Derek Carr	31	23	275	74.19%	8.87	11.96	3	9.68%	1	3.23%	29	0/0	119.70
12/26	vs. Miami	Derek Carr	34	21	336	61.76%	9.88	16.00	1	2.94%	0	0.00%	85t	3/22	104.50

2020 OPPONENTS 100.0+ PASSER RATING

PASSING GAMES

DATE	OPPONENT	PLAYER	ATT	CMP	YDS	CMP%	YDS/ATT	YDS/CMP	TD	TD%	INT	INT%	LONG	SACK/LOST	RATING
10/04	vs. Buffalo	Josh Allen	34	24	288	70.59%	8.47	12.00	2	5.88%	0	0.00%	49	1/14	115.80
10/25	vs. Tampa Bay	Tom Brady	45	33	369	73.33%	8.20	11.18	4	8.89%	0	0.00%	35	0/0	127.00
11/08	at L.A. Chargers	Justin Herbert	42	28	326	66.67%	7.76	11.64	2	4.76%	0	0.00%	50	2/14	105.90
11/22	vs. Kansas City	Patrick Mahomes	45	34	348	75.56%	7.73	10.24	2	4.44%	1	2.22%	22t	0/0	102.80
12/13	vs. Indianapolis	Philip Rivers	28	19	244	67.86%	8.71	12.84	2	7.14%	0	0.00%	41t	0/0	118.80
12/17	vs. L.A. Chargers	Justin Herbert	32	22	314	68.75%	9.81	14.27	2	6.25%	0	0.00%	53	1/8	121.10
01/03	at Denver	Drew Lock	41	25	339	60.98%	8.27	13.56	2	4.88%	0	0.00%	92t	2/15	103.60

*Need minimum of 20 attempts to qualify

2021 REGULAR SEASON

Date	Opponent	Quarterback	Loss	0-9	10-19	20-29	30-39	40-49	50+
09/13	Baltimore	Carr	--	16	11 (1)	4	3 (1)	--	--
09/19	at Pittsburgh	--	--	--	--	--	--	--	--
09/26	Miami	--	--	--	--	--	--	--	--
10/04	at L.A. Chargers	--	--	--	--	--	--	--	--
10/10	Chicago	--	--	--	--	--	--	--	--
10/17	at Denver	--	--	--	--	--	--	--	--
10/24	Philadelphia	--	--	--	--	--	--	--	--
11/07	at N.Y. Giants	--	--	--	--	--	--	--	--
11/14	Kansas City	--	--	--	--	--	--	--	--
11/21	Cincinnati	--	--	--	--	--	--	--	--
11/25	at Dallas	--	--	--	--	--	--	--	--
12/05	Washington	--	--	--	--	--	--	--	--
12/12	at Kansas City	--	--	--	--	--	--	--	--
12/19	at Cleveland	--	--	--	--	--	--	--	--
12/26	Denver	--	--	--	--	--	--	--	--
01/02	at Indianapolis	--	--	--	--	--	--	--	--
01/09	L.A. Chargers	--	--	--	--	--	--	--	--
PLAYER TOTALS		Carr	--	16	11 (1)	4	3 (1)	--	--
TEAM TOTALS			--	16	11 (1)	4	3 (1)	--	--

RAIDERS 2021 REGULAR SEASON YARDS GAINED BY DOWN

RAIDERS												OPPONENT													
		1ST DOWN			2ND DOWN			3RD DOWN			4TH DOWN			1ST DOWN			2ND DOWN			3RD DOWN			4TH DOWN		
Date	Opponent	Att	Yds	Avg	Att	Yds	Avg	Att	Yds	Avg	Att	Yds	Avg	Att	Yds	Avg	Att	Yds	Avg	Att	Yds	Avg	Att	Yds	Avg
09/13	Baltimore	37	170	4.6	27	159	5.9	15	167	11.1	1	0	0.0	30	141	4.7	23	223	9.7	12	15	1.3	2	35	17.5
09/19	at Pittsburgh	--			--			--			--			--			--			--			--		
09/26	Miami	--			--			--			--			--			--			--			--		
10/04	at L.A. Chargers	--			--			--			--			--			--			--			--		
10/10	Chicago	--			--			--			--			--			--			--			--		
10/17	at Denver	--			--			--			--			--			--			--			--		
10/24	Philadelphia	--			--			--			--			--			--			--			--		
11/07	at N.Y. Giants	--			--			--			--			--			--			--			--		
11/14	Kansas City	--			--			--			--			--			--			--			--		
11/21	Cincinnati	--			--			--			--			--			--			--			--		
11/25	at Dallas	--			--			--			--			--			--			--			--		
12/05	Washington	--			--			--			--			--			--			--			--		
12/12	at Kansas City	--			--			--			--			--			--			--			--		
12/19	at Cleveland	--			--			--			--			--			--			--			--		
12/26	Denver	--			--			--			--			--			--			--			--		
01/02	at Indianapolis	--			--			--			--			--			--			--			--		
01/09	L.A. Chargers	--			--			--			--			--			--			--			--		
TOTALS		37	170	4.6	27	159	5.9	15	167	11.1	1	0	0.0	30	141	4.7	23	223	9.7	12	15	1.3	2	35	17.5

BIG RETURNS: KICKOFF AND PUNT

DATE	OPPONENT	QTR	RETURN	RAIDERS PLAYER	YDS.	DOWN	RESULT
09/13	Baltimore	3	Kickoff	Henry Ruggs III	20	BAL 13	Punt
09/19		--	--	--	--	--	--
09/26		--	--	--	--	--	--
10/04		--	--	--	--	--	--
10/10		--	--	--	--	--	--
10/17		--	--	--	--	--	--
10/24		--	--	--	--	--	--
11/07		--	--	--	--	--	--
11/14		--	--	--	--	--	--
11/21		--	--	--	--	--	--
11/25		--	--	--	--	--	--
12/05		--	--	--	--	--	--
12/12		--	--	--	--	--	--
12/19		--	--	--	--	--	--
12/26		--	--	--	--	--	--
01/02		--	--	--	--	--	--
01/09		--	--	--	--	--	--

DATE	OPPONENT	QTR	RETURN	OPP. PLAYER	YDS.	DOWN	RESULT
09/13	Baltimore	1	Punt	Devin Duvernay	22	BAL 35	Touchdown
		3	Punt	Devin Duvernay	30	LV 38	Field Goal
09/19		--	--	--	--	--	--
09/26		--	--	--	--	--	--
10/04		--	--	--	--	--	--
10/10		--	--	--	--	--	--
10/17		--	--	--	--	--	--
10/24		--	--	--	--	--	--
11/07		--	--	--	--	--	--
11/14		--	--	--	--	--	--
11/21		--	--	--	--	--	--
11/25		--	--	--	--	--	--
12/05		--	--	--	--	--	--
12/12		--	--	--	--	--	--
12/19		--	--	--	--	--	--
12/26		--	--	--	--	--	--
01/02		--	--	--	--	--	--
01/09		--	--	--	--	--	--

2021 REGULAR SEASON - DEFENSIVE TAKEAWAYS

DATE	OPPONENT	TAKEAWAY	QTR.	SCORE	YD-LINE	RESULT
09/13	Baltimore	D. Perryman FR (Q. Jefferson FF) D. Philon FR (C. Nassib FF)	4 5	10-17 27-27	BLT-42 BLT-27	TD TD
09/19	at Pittsburgh	--	--	--	--	--
09/26	Miami	--	--	--	--	--
10/04	at L.A. Chargers	--	--	--	--	--
10/10	Chicago	--	--	--	--	--
10/17	at Denver	--	--	--	--	--
10/24	Philadelphia	--	--	--	--	--
11/07	at N.Y. Giants	--	--	--	--	--
11/14	Kansas City	--	--	--	--	--
11/21	Cincinnati	--	--	--	--	--
11/25	at Dallas	--	--	--	--	--
12/05	Washington	--	--	--	--	--
12/12	at Kansas City	--	--	--	--	--
12/19	at Cleveland	--	--	--	--	--
12/26	Denver	--	--	--	--	--
01/02	at Indianapolis	--	--	--	--	--
01/09	L.A. Chargers	--	--	--	--	--

2021 REGULAR SEASON - OFFENSIVE GIVEAWAYS

DATE	OPPONENT	TAKEAWAY	QTR.	SCORE	YD-LINE	RESULT
09/13	Baltimore	D. Carr INT (A. Averett: touchback)	5	27-27	BLT-(-3)	Fumble
09/19	at Pittsburgh	--	--	--	--	--
09/26	Miami	--	--	--	--	--
10/04	at L.A. Chargers	--	--	--	--	--
10/10	Chicago	--	--	--	--	--
10/17	at Denver	--	--	--	--	--
10/24	Philadelphia	--	--	--	--	--
11/07	at N.Y. Giants	--	--	--	--	--
11/14	Kansas City	--	--	--	--	--
11/21	Cincinnati	--	--	--	--	--
11/25	at Dallas	--	--	--	--	--
12/05	Washington	--	--	--	--	--
12/12	at Kansas City	--	--	--	--	--
12/19	at Cleveland	--	--	--	--	--
12/26	Denver	--	--	--	--	--
01/02	at Indianapolis	--	--	--	--	--
01/09	L.A. Chargers	--	--	--	--	--

2021 REGULAR SEASON - TURNOVERS

Offense:	1 Giveaway 0 Points (0 TD, 0 FG)	Ratio +1 (2 takes, 1 give)
Defense:	2 Takeaways 13 Points (2 TD, 0 FG)	
Special Teams:	0 Giveaways 0 Points (0 TD, 0 FG) 0 Takeaways 0 Points (0 TD, 0 FG)	Points Off Turnovers Ratio +13 (13 scored, 0 allowed)

		FORCED TURNOVERS			TURNOVERS CONVERTED					OUTCOME	
DATE	OPPONENT	FUM	INTS	TOTAL	TD	FG	PTS.	PTS. PCT.	TD PCT.	NET DIFF.	RESULT
09/13	Las Vegas	2	0	2	2	0	13	100.0	100.0	+1	33-27 Las Vegas
	Baltimore	0	1	1	0	0	0	0.0	0.0	-1	
09/19	at Pittsburgh	--	--	--	--	--	--	--	--	--	--
09/26	Miami	--	--	--	--	--	--	--	--	--	--
10/04	at L.A. Chargers	--	--	--	--	--	--	--	--	--	--
10/10	Chicago	--	--	--	--	--	--	--	--	--	--
10/17	at Denver	--	--	--	--	--	--	--	--	--	--
10/24	Philadelphia	--	--	--	--	--	--	--	--	--	--
11/07	at N.Y. Giants	--	--	--	--	--	--	--	--	--	--
11/14	Kansas City	--	--	--	--	--	--	--	--	--	--
11/21	Cincinnati	--	--	--	--	--	--	--	--	--	--
11/25	at Dallas	--	--	--	--	--	--	--	--	--	--
12/05	Washington	--	--	--	--	--	--	--	--	--	--
12/12	at Kansas City	--	--	--	--	--	--	--	--	--	--
12/19	at Cleveland	--	--	--	--	--	--	--	--	--	--
12/26	Denver	--	--	--	--	--	--	--	--	--	--
01/02	at Indianapolis	--	--	--	--	--	--	--	--	--	--
01/09	L.A. Chargers	--	--	--	--	--	--	--	--	--	--
	RAIDERS	2	0	2	2	0	13	100.0	100.0	+1	1-0
	OPPONENTS	0	1	1	0	0	0	0.0	0.0	-1	0-1

RAIDERS 2021 REGULAR SEASON INSIDE 20 EFFICIENCY

RAIDERS																		
Date	Opponent	Pos	TD	PAT	2-Pt.	Miss PAT	FG	FGA	Blk/MFG	INT	Fum	Dwns	Drive Ends			TD%	Score Pct.	Pts/Poss
09/13	Baltimore	6	3	3	0	0	1	1	0	1	0	1	0	0	24	50.0	66.7	4.0
09/19	at Pittsburgh	--	--	--	--	--	--	--	--	--	--	--	--	--	--	--	--	--
09/26	Miami	--	--	--	--	--	--	--	--	--	--	--	--	--	--	--	--	--
10/04	at L.A. Chargers	--	--	--	--	--	--	--	--	--	--	--	--	--	--	--	--	--
10/10	Chicago	--	--	--	--	--	--	--	--	--	--	--	--	--	--	--	--	--
10/17	at Denver	--	--	--	--	--	--	--	--	--	--	--	--	--	--	--	--	--
10/24	Philadelphia	--	--	--	--	--	--	--	--	--	--	--	--	--	--	--	--	--
11/07	at N.Y. Giants	--	--	--	--	--	--	--	--	--	--	--	--	--	--	--	--	--
11/14	Kansas City	--	--	--	--	--	--	--	--	--	--	--	--	--	--	--	--	--
11/21	Cincinnati	--	--	--	--	--	--	--	--	--	--	--	--	--	--	--	--	--
11/25	at Dallas	--	--	--	--	--	--	--	--	--	--	--	--	--	--	--	--	--
12/05	Washington	--	--	--	--	--	--	--	--	--	--	--	--	--	--	--	--	--
12/12	at Kansas City	--	--	--	--	--	--	--	--	--	--	--	--	--	--	--	--	--
12/19	at Cleveland	--	--	--	--	--	--	--	--	--	--	--	--	--	--	--	--	--
12/26	Denver	--	--	--	--	--	--	--	--	--	--	--	--	--	--	--	--	--
01/02	at Indianapolis	--	--	--	--	--	--	--	--	--	--	--	--	--	--	--	--	--
01/09	L.A. Chargers	--	--	--	--	--	--	--	--	--	--	--	--	--	--	--	--	--
TOTALS		6	3	3	0	0	1	1	0	1	0	1	0	0	24	50.0	66.7	4.0

OPPONENT 2021 REGULAR SEASON INSIDE 20 EFFICIENCY

OPPONENT																		
Date	Opponent	Pos	TD	PAT	2-Pt.	Miss PAT	FG	FGA	Blk/MFG	INT	Fum	Dwns	Drive Ends			TD%	Score Pct.	Pts/Poss
09/13	Baltimore	2	2	2	0	0	0	0	0	0	0	0	0	0	14	100.0	100.0	7.0
09/19	at Pittsburgh	--	--	--	--	--	--	--	--	--	--	--	--	--	--	--	--	--
09/26	Miami	--	--	--	--	--	--	--	--	--	--	--	--	--	--	--	--	--
10/04	at L.A. Chargers	--	--	--	--	--	--	--	--	--	--	--	--	--	--	--	--	--
10/10	Chicago	--	--	--	--	--	--	--	--	--	--	--	--	--	--	--	--	--
10/17	at Denver	--	--	--	--	--	--	--	--	--	--	--	--	--	--	--	--	--
10/24	Philadelphia	--	--	--	--	--	--	--	--	--	--	--	--	--	--	--	--	--
11/07	at N.Y. Giants	--	--	--	--	--	--	--	--	--	--	--	--	--	--	--	--	--
11/14	Kansas City	--	--	--	--	--	--	--	--	--	--	--	--	--	--	--	--	--
11/21	Cincinnati	--	--	--	--	--	--	--	--	--	--	--	--	--	--	--	--	--
11/25	at Dallas	--	--	--	--	--	--	--	--	--	--	--	--	--	--	--	--	--
12/05	Washington	--	--	--	--	--	--	--	--	--	--	--	--	--	--	--	--	--
12/12	at Kansas City	--	--	--	--	--	--	--	--	--	--	--	--	--	--	--	--	--
12/19	at Cleveland	--	--	--	--	--	--	--	--	--	--	--	--	--	--	--	--	--
12/26	Denver	--	--	--	--	--	--	--	--	--	--	--	--	--	--	--	--	--
01/02	at Indianapolis	--	--	--	--	--	--	--	--	--	--	--	--	--	--	--	--	--
01/09	L.A. Chargers	--	--	--	--	--	--	--	--	--	--	--	--	--	--	--	--	--
TOTALS		2	2	2	0	0	0	0	0	0	0	0	0	0	14	100.0	100.0	7.0

RAIDERS

<u>Date/Opp.</u>	<u>Quarter</u>	<u>Score</u>	<u>Kicker</u>	<u>Recovered by</u>	<u>Yard line recovered at</u>
9/13 vs. Bal.	----	----	----	----	----
9/19 at Pit.	----	----	----	----	----
9/26 vs. Mia.	----	----	----	----	----
10/4 vs. at LAC	----	----	----	----	----
10/10 vs. Chi.	----	----	----	----	----
10/17 at Den.	----	----	----	----	----
10/24 vs. Phi.	----	----	----	----	----
11/7 at NYG	----	----	----	----	----
11/14 vs. KC	----	----	----	----	----
11/21 vs. Cin.	----	----	----	----	----
11/25 at Dal.	----	----	----	----	----
12/5 vs. Was.	----	----	----	----	----
12/12 at KC	----	----	----	----	----
TBD at Cle.	----	----	----	----	----
12/26 vs. Den.	----	----	----	----	----
1/2 at Ind.	----	----	----	----	----
1/9 vs. Den.	----	----	----	----	----

Notes:

OPPONENTS

<u>Date/Opp.</u>	<u>Quarter</u>	<u>Score</u>	<u>Kicker</u>	<u>Recovered by</u>	<u>Yard line recovered at</u>
9/13 vs. Bal.	----	----	----	----	----
9/19 at Pit.	----	----	----	----	----
9/26 vs. Mia.	----	----	----	----	----
10/4 vs. at LAC	----	----	----	----	----
10/10 vs. Chi.	----	----	----	----	----
10/17 at Den.	----	----	----	----	----
10/24 vs. Phi.	----	----	----	----	----
11/7 at NYG	----	----	----	----	----
11/14 vs. KC	----	----	----	----	----
11/21 vs. Cin.	----	----	----	----	----
11/25 at Dal.	----	----	----	----	----
12/5 vs. Was.	----	----	----	----	----
12/12 at KC	----	----	----	----	----
TBD at Cle.	----	----	----	----	----
12/26 vs. Den.	----	----	----	----	----
1/2 at Ind.	----	----	----	----	----
1/9 vs. Den.	----	----	----	----	----

Notes:

RAIDERS

DATE	OPPONENT	QUARTER	SCORE	TYPE	BLOCKED BY	RECOVERED BY
09/13	Baltimore	--	--	--	--	--
09/19	at Pittsburgh	--	--	--	--	--
09/26	Miami	--	--	--	--	--
10/04	at L.A. Chargers	--	--	--	--	--
10/10	Chicago	--	--	--	--	--
10/17	at Denver	--	--	--	--	--
10/24	Philadelphia	--	--	--	--	--
11/07	at N.Y. Giants	--	--	--	--	--
11/14	Kansas City	--	--	--	--	--
11/21	Cincinnati	--	--	--	--	--
11/25	at Dallas	--	--	--	--	--
12/05	Washington	--	--	--	--	--
12/12	at Kansas City	--	--	--	--	--
12/19	at Cleveland	--	--	--	--	--
12/26	Denver	--	--	--	--	--
01/02	at Indianapolis	--	--	--	--	--
01/09	L.A. Chargers	--	--	--	--	--

OPPONENTS

DATE	OPPONENT	QUARTER	SCORE	TYPE	BLOCKED BY	RECOVERED BY
09/13	Baltimore	--	--	--	--	--
09/19	at Pittsburgh	--	--	--	--	--
09/26	Miami	--	--	--	--	--
10/04	at L.A. Chargers	--	--	--	--	--
10/10	Chicago	--	--	--	--	--
10/17	at Denver	--	--	--	--	--
10/24	Philadelphia	--	--	--	--	--
11/07	at N.Y. Giants	--	--	--	--	--
11/14	Kansas City	--	--	--	--	--
11/21	Cincinnati	--	--	--	--	--
11/25	at Dallas	--	--	--	--	--
12/05	Washington	--	--	--	--	--
12/12	at Kansas City	--	--	--	--	--
12/19	at Cleveland	--	--	--	--	--
12/26	Denver	--	--	--	--	--
01/02	at Indianapolis	--	--	--	--	--
01/09	L.A. Chargers	--	--	--	--	--

RAIDERS

DATE	OPPONENT	QUARTER	SCORE BEFORE TRY	RESULT	PLAY
09/13	Baltimore	--	--	--	--
09/19	at Pittsburgh	--	--	--	--
09/26	Miami	--	--	--	--
10/04	at L.A. Chargers	--	--	--	--
10/10	Chicago	--	--	--	--
10/17	at Denver	--	--	--	--
10/24	Philadelphia	--	--	--	--
11/07	at N.Y. Giants	--	--	--	--
11/14	Kansas City	--	--	--	--
11/21	Cincinnati	--	--	--	--
11/25	at Dallas	--	--	--	--
12/05	Washington	--	--	--	--
12/12	at Kansas City	--	--	--	--
12/19	at Cleveland	--	--	--	--
12/26	Denver	--	--	--	--
01/02	at Indianapolis	--	--	--	--
01/09	L.A. Chargers	--	--	--	--

OPPONENTS

DATE	OPPONENT	QUARTER	SCORE BEFORE TRY	RESULT	PLAY
09/13	Baltimore	--	--	--	--
09/19	at Pittsburgh	--	--	--	--
09/26	Miami	--	--	--	--
10/04	at L.A. Chargers	--	--	--	--
10/10	Chicago	--	--	--	--
10/17	at Denver	--	--	--	--
10/24	Philadelphia	--	--	--	--
11/07	at N.Y. Giants	--	--	--	--
11/14	Kansas City	--	--	--	--
11/21	Cincinnati	--	--	--	--
11/25	at Dallas	--	--	--	--
12/05	Washington	--	--	--	--
12/12	at Kansas City	--	--	--	--
12/19	at Cleveland	--	--	--	--
12/26	Denver	--	--	--	--
01/02	at Indianapolis	--	--	--	--
01/09	L.A. Chargers	--	--	--	--

SCORING BREAKDOWN

RAIDERS

DATE	OPPONENT	FIRST QUARTER	SECOND QUARTER	FIRST HALF	THIRD QUARTER	FOURTH QUARTER	SECOND HALF	OVERTIME	TOTAL
09/13	Baltimore	0	10	10	0	17	17	6	33
12/31	at	--	--	0	--	--	0	--	--
12/31	at	--	--	0	--	--	0	--	--
12/31	at	--	--	0	--	--	0	--	--
12/31	at	--	--	0	--	--	0	--	--
12/31	at	--	--	0	--	--	0	--	--
12/31	at	--	--	0	--	--	0	--	--
12/31	at	--	--	0	--	--	0	--	--
12/31	at	--	--	0	--	--	0	--	--
12/31	at	--	--	0	--	--	0	--	--
12/31	at	--	--	0	--	--	0	--	--
12/31	at	--	--	0	--	--	0	--	--
12/31	at	--	--	0	--	--	0	--	--
12/31	at	--	--	0	--	--	0	--	--
12/31	at	--	--	0	--	--	0	--	--
12/31	at	--	--	0	--	--	0	--	--
12/31	at	--	--	0	--	--	0	--	--
09/19	at Pittsburgh	--	--	--	--	--	--	--	--
09/26	Miami	--	--	--	--	--	--	--	--
10/04	at L.A. Chargers	--	--	--	--	--	--	--	--
10/10	Chicago	--	--	--	--	--	--	--	--
10/17	at Denver	--	--	--	--	--	--	--	--
10/24	Philadelphia	--	--	--	--	--	--	--	--
11/07	at N.Y. Giants	--	--	--	--	--	--	--	--
11/14	Kansas City	--	--	--	--	--	--	--	--
11/21	Cincinnati	--	--	--	--	--	--	--	--
11/25	at Dallas	--	--	--	--	--	--	--	--
12/05	Washington	--	--	--	--	--	--	--	--
12/12	at Kansas City	--	--	--	--	--	--	--	--
12/19	at Cleveland	--	--	--	--	--	--	--	--
12/26	Denver	--	--	--	--	--	--	--	--
01/02	at Indianapolis	--	--	--	--	--	--	--	--
01/09	L.A. Chargers	--	--	--	--	--	--	--	--
TOTALS		0	10	10	0	17	17	6	33

OPPONENTS

DATE	OPPONENT	FIRST QUARTER	SECOND QUARTER	FIRST HALF	THIRD QUARTER	FOURTH QUARTER	SECOND HALF	OVERTIME	TOTAL
09/13	Baltimore	7	7	14	3	10	13	0	27
12/31	at	--	--	0	--	--	0	--	--
12/31	at	--	--	0	--	--	0	--	--
12/31	at	--	--	0	--	--	0	--	--
12/31	at	--	--	0	--	--	0	--	--
12/31	at	--	--	0	--	--	0	--	--
12/31	at	--	--	0	--	--	0	--	--
12/31	at	--	--	0	--	--	0	--	--
12/31	at	--	--	0	--	--	0	--	--
12/31	at	--	--	0	--	--	0	--	--
12/31	at	--	--	0	--	--	0	--	--
12/31	at	--	--	0	--	--	0	--	--
12/31	at	--	--	0	--	--	0	--	--
12/31	at	--	--	0	--	--	0	--	--
12/31	at	--	--	0	--	--	0	--	--
12/31	at	--	--	0	--	--	0	--	--
12/31	at	--	--	0	--	--	0	--	--
12/31	at	--	--	0	--	--	0	--	--
09/19	at Pittsburgh	--	--	--	--	--	--	--	--
09/26	Miami	--	--	--	--	--	--	--	--
10/04	at L.A. Chargers	--	--	--	--	--	--	--	--
10/10	Chicago	--	--	--	--	--	--	--	--

10/17	at Denver	--	--	--	--	--	--	--	--
10/24	Philadelphia	--	--	--	--	--	--	--	--
11/07	at N.Y. Giants	--	--	--	--	--	--	--	--
11/14	Kansas City	--	--	--	--	--	--	--	--
11/21	Cincinnati	--	--	--	--	--	--	--	--
11/25	at Dallas	--	--	--	--	--	--	--	--
12/05	Washington	--	--	--	--	--	--	--	--
12/12	at Kansas City	--	--	--	--	--	--	--	--
12/19	at Cleveland	--	--	--	--	--	--	--	--
12/26	Denver	--	--	--	--	--	--	--	--
01/02	at Indianapolis	--	--	--	--	--	--	--	--
01/09	L.A. Chargers	--	--	--	--	--	--	--	--
TOTALS		7	7	14	3	10	13	0	27

GOAL TO GO SITUATIONS

DATE	OPPONENT	OFFENSE	DEFENSE
09/13	Baltimore	TD - Run TD - Pass Interception	TD - Run
09/19	at Pittsburgh	--	--
09/26	Miami	--	--
10/04	at L.A. Chargers	--	--
10/10	Chicago	--	--
10/17	at Denver	--	--
10/24	Philadelphia	--	--
11/07	at N.Y. Giants	--	--
11/14	Kansas City	--	--
11/21	Cincinnati	--	--
11/25	at Dallas	--	--
12/05	Washington	--	--
12/12	at Kansas City	--	--
12/19	at Cleveland	--	--
12/26	Denver	--	--
01/02	at Indianapolis	--	--
01/09	L.A. Chargers	--	--

OFFENSE DEFENSE

Goal-To-Go Situations	3	1
Scores	2	1
Touchdowns	2	1
Field Goals	0	0
Total Points	14	7
Fumbles	0	0
Interceptions	1	0
Missed Field Goals	0	0
Lost on Downs	0	0
End of Half/Game	0	0
Goal-to-Go Percentage	66.7	100.0

RAIDERS 2021 REGULAR SEASON GOAL-TO-GO

RAIDERS																		
Date	Opponent	Pos	TD	PAT	2-Pt.	Miss PAT	FG	FGA	Blk/MFG	INT	Fum	Dwns	Drive Ends			TD%	Score Pct.	Pts/Poss
09/13	Baltimore	3	2	2	0	0	0	0	0	1	0	0	0	0	14	66.7	66.7	4.7
09/19	at Pittsburgh	--	--	--	--	--	--	--	--	--	--	--	--	--	--	--	--	--
09/26	Miami	--	--	--	--	--	--	--	--	--	--	--	--	--	--	--	--	--
10/04	at L.A. Chargers	--	--	--	--	--	--	--	--	--	--	--	--	--	--	--	--	--
10/10	Chicago	--	--	--	--	--	--	--	--	--	--	--	--	--	--	--	--	--
10/17	at Denver	--	--	--	--	--	--	--	--	--	--	--	--	--	--	--	--	--
10/24	Philadelphia	--	--	--	--	--	--	--	--	--	--	--	--	--	--	--	--	--
11/07	at N.Y. Giants	--	--	--	--	--	--	--	--	--	--	--	--	--	--	--	--	--
11/14	Kansas City	--	--	--	--	--	--	--	--	--	--	--	--	--	--	--	--	--
11/21	Cincinnati	--	--	--	--	--	--	--	--	--	--	--	--	--	--	--	--	--
11/25	at Dallas	--	--	--	--	--	--	--	--	--	--	--	--	--	--	--	--	--
12/05	Washington	--	--	--	--	--	--	--	--	--	--	--	--	--	--	--	--	--
12/12	at Kansas City	--	--	--	--	--	--	--	--	--	--	--	--	--	--	--	--	--
12/19	at Cleveland	--	--	--	--	--	--	--	--	--	--	--	--	--	--	--	--	--
12/26	Denver	--	--	--	--	--	--	--	--	--	--	--	--	--	--	--	--	--
01/02	at Indianapolis	--	--	--	--	--	--	--	--	--	--	--	--	--	--	--	--	--
01/09	L.A. Chargers	--	--	--	--	--	--	--	--	--	--	--	--	--	--	--	--	--
TOTALS		3	2	2	0	0	0	0	0	1	0	0	0	0	14	66.7	66.7	4.7

OPPONENT 2021 REGULAR SEASON GOAL-TO-GO

OPPONENT																		
Date	Opponent	Pos	TD	PAT	2-Pt.	Miss PAT	FG	FGA	Blk/MFG	INT	Fum	Dwns	Drive Ends			TD%	Score Pct.	Pts/Poss
09/13	Baltimore	1	1	1	0	0	0	0	0	0	0	0	0	0	7	100.0	100.0	7.0
09/19	at Pittsburgh	--	--	--	--	--	--	--	--	--	--	--	--	--	--	--	--	--
09/26	Miami	--	--	--	--	--	--	--	--	--	--	--	--	--	--	--	--	--
10/04	at L.A. Chargers	--	--	--	--	--	--	--	--	--	--	--	--	--	--	--	--	--
10/10	Chicago	--	--	--	--	--	--	--	--	--	--	--	--	--	--	--	--	--
10/17	at Denver	--	--	--	--	--	--	--	--	--	--	--	--	--	--	--	--	--
10/24	Philadelphia	--	--	--	--	--	--	--	--	--	--	--	--	--	--	--	--	--
11/07	at N.Y. Giants	--	--	--	--	--	--	--	--	--	--	--	--	--	--	--	--	--
11/14	Kansas City	--	--	--	--	--	--	--	--	--	--	--	--	--	--	--	--	--
11/21	Cincinnati	--	--	--	--	--	--	--	--	--	--	--	--	--	--	--	--	--
11/25	at Dallas	--	--	--	--	--	--	--	--	--	--	--	--	--	--	--	--	--
12/05	Washington	--	--	--	--	--	--	--	--	--	--	--	--	--	--	--	--	--
12/12	at Kansas City	--	--	--	--	--	--	--	--	--	--	--	--	--	--	--	--	--
12/19	at Cleveland	--	--	--	--	--	--	--	--	--	--	--	--	--	--	--	--	--
12/26	Denver	--	--	--	--	--	--	--	--	--	--	--	--	--	--	--	--	--
01/02	at Indianapolis	--	--	--	--	--	--	--	--	--	--	--	--	--	--	--	--	--
01/09	L.A. Chargers	--	--	--	--	--	--	--	--	--	--	--	--	--	--	--	--	--
TOTALS		1	1	1	0	0	0	0	0	0	0	0	0	0	7	100.0	100.0	7.0

RAIDERS

<u>Date/Opp.</u>	<u>Quarter</u>	<u>Score</u>	<u>Initial Ruling</u>	<u>Final Ruling</u>
------------------	----------------	--------------	-----------------------	---------------------

Notes:

OPPONENTS

<u>Date/Opp.</u>	<u>Quarter</u>	<u>Score</u>	<u>Initial Ruling</u>	<u>Final Ruling</u>
------------------	----------------	--------------	-----------------------	---------------------

Notes:

REPLAY OFFICIAL

<u>Date/Opp.</u>	<u>Quarter</u>	<u>Score</u>	<u>Initial Ruling</u>	<u>Final Ruling</u>
9/13 vs. Bal.	OT	27-27	D. Carr pass to B. Edwards for 33 yard TD	Reversed

Notes:

RAIDERS 2021 REGULAR SEASON RECORD WHEN...

2021 SEASON		2021 SEASON	
CATEGORY	W-L	CATEGORY	W-L
RAIDERS AT ALLEGIANT STADIUM	1-0	IN SEPTEMBER	1-0
RAIDERS ON THE ROAD	0-0	IN OCTOBER	0-0
RAIDERS ON GRASS	1-0	IN NOVEMBER	0-0
RAIDERS ON ARTIFICIAL TURF	0-0	IN DECEMBER	0-0
RAIDERS IN DOMES	1-0	IN JANUARY	0-0
RAIDERS IN RETRACTABLE ROOF STADIUMS	0-0		
RAIDERS OUTDOORS	0-0	ON SUNDAY NIGHT	0-0
RAIDERS INDOORS	1-0	ON THURSDAY NIGHT	0-0
ALLEGIANT STADIUM ROOF OPEN	0-0	ON MONDAY NIGHT	0-0
ALLEGIANT STADIUM ROOF CLOSED	0-0	ON SATURDAY	0-0
RAIDERS SCORE FIRST	0-0	DAY GAMES	1-0
OPPONENT SCORES FIRST	1-0	KICKOFF AT 12:00 PDT	0-0
RAIDERS SCORE ON FIRST POSSESSION	0-0	KICKOFF AT 3:00/3:05/3:15/3:35 PDT	0-0
RAIDERS SCORE 20 OR MORE POINTS	1-0	NIGHT GAMES	0-0
RAIDERS SCORE 19 OR LESS POINTS	0-0		
RAIDERS ALLOW 20 OR MORE	1-0	VS. AFC WEST OVERALL	0-0
RAIDERS ALLOW 19 OR LESS POINTS	0-0	VS. AFC WEST AT HOME	0-0
		VS. AFC WEST ON THE ROAD	0-0
RAIDERS LEAD AFTER 1ST QUARTER	0-0	VS. AFC	1-0
RAIDERS TRAIL AFTER 1ST QUARTER	1-0	VS. AFC EAST	0-0
SCORE TIED AFTER 1ST QUARTER	0-0	VS. AFC SOUTH	0-0
RAIDERS LEAD AT HALFTIME	0-0	VS. AFC NORTH	1-0
RAIDERS TRAIL AT HALFTIME	1-0		
SCORE TIED AT HALFTIME	0-0		
RAIDERS LEAD AFTER 3RD QUARTER	0-0	VS. NFC	0-0
RAIDERS TRAIL AFTER 3RD QUARTER	1-0	VS. NFC EAST	0-0
SCORE TIED AFTER 3RD QUARTER	0-0	VS. NFC SOUTH	0-0
GAME GOES TO OVERTIME	1-0	VS. NFC NORTH	0-0
		VS. NFC WEST	0-0
RAIDERS HAVE + TURNOVER RATIO	1-0		
RAIDERS HAVE - TURNOVER RATIO	0-0		
TURNOVER RATIO EVEN	0-0		
RAIDERS HAVE 30:00+TOP	1-0		
RAIDERS HAVE LESS THAN 30:00 TOP	0-0		
RAIDERS HAVE 100-YARD RUSHER	0-0		
RAIDERS HAVE 300 NET PASSING YARDS	1-0		
RAIDERS HAVE 1 100-YARD RECEIVER	1-0		
RAIDERS HAVE 2 100-YARD RECEIVERS	0-0		
RAIDERS WIN COIN TOSS	0-0		
RAIDERS LOSE COIN TOSS	1-0		

BY RAIDERS

BY OPPONENT

PASSING

104.50 att., Derek Carr vs. Miami, 12/26/20	100-POINT PASSER RATING	103.60 att., Drew Lock @ Denver, 01/03/21
513 yards, Derek Carr @ Tampa Bay, 10/30/16	500 YARDS PASSING	504 yards, Elvis Grbac vs. Kansas City, 11/05/00
56 att., Derek Carr vs. Baltimore, 09/13/21	40+ PASS ATTEMPTS	41 att., Drew Lock @ Denver, 01/03/21
435 yards, Derek Carr vs. Baltimore, 09/13/21	400 YARDS PASSING	406 yards, Matthew Stafford vs. Detroit, 11/03/19
435 yards, Derek Carr vs. Baltimore, 09/13/21	300 YARDS PASSING	339 yards, Drew Lock @ Denver, 01/03/21
6 tds, Daryle Lamonica vs. Buffalo, 10/19/69	SIX TOUCHDOWN PASSES	6 tds, Dan Fout vs. San Diego, 11/22/81
* Never Has Happened *	SEVEN TOUCHDOWN PASSES	7 tds, Nick Foles: (2, 17, 63, 15, 25, 46, 5) vs. Philadelphia, 11/03/13
5 tds, Kerry Collins: (18, 32, 18, 45, 3) vs. Tennessee, 12/19/04	FIVE TOUCHDOWN PASSES	5 tds, Aaron Rodgers: (21, 2, 37, 3, 74) @ Green Bay, 10/20/19
4 tds, Derek Carr: (8, 7, 19, 7) vs. Cleveland, 09/30/18	FOUR TOUCHDOWN PASSES	4 tds, Tom Brady: (5, 33, 4, 1) vs. Tampa Bay, 10/25/20
3 tds, Derek Carr: (9, 38, 46) @ N.Y. Jets, 12/06/20	THREE TOUCHDOWN PASSES	4 tds, Tom Brady: (5, 33, 4, 1) vs. Tampa Bay, 10/25/20
34 comp, Derek Carr vs. Baltimore, 09/13/21	25+ Completions	25 comp, Drew Lock @ Denver, 01/03/21
34 comp, Derek Carr vs. Baltimore, 09/13/21	30+ Completions	34 comp, Patrick Mahomes vs. Kansas City, 11/22/20
34 comp, Derek Carr vs. Baltimore, 09/13/21	30-39 PASSING COMPLETIONS	34 comp, Patrick Mahomes vs. Kansas City, 11/22/20
40 comp, Derek Carr @ Tampa Bay, 10/30/16	40+ PASSING COMPLETIONS	40 comp, Billy Volek vs. Tennessee, 12/19/04
57 yards, Derek Carr: (7:08) 4-D.Carr pass deep left to 15-N.Agholor to DEN 7 for 57 yards (23-M.Ojemudia). @ Denver, 01/03/21	PASS PLAY OF 50-OR-MORE YARDS	92 yards, Drew Lock: (6:43) (Shotgun) 3-D.Lock pass deep middle to 10-J.Jeudy for 92 yards, TOUCHDOWN. @ Denver, 01/03/21
85 yards, Derek Carr: (3:56) (Shotgun) 4-D.Carr pass deep right to 15-N.Agholor for 85 yards, TOUCHDOWN. vs. Miami, 12/26/20	PASS PLAY OF 80-OR-MORE YARDS	92 yards, Drew Lock: (6:43) (Shotgun) 3-D.Lock pass deep middle to 10-J.Jeudy for 92 yards, TOUCHDOWN. @ Denver, 01/03/21
7 ints, Ken Stabler vs. Denver, 10/16/77	SEVEN+ INTERCEPTIONS THROWN	* Never Has Happened *
6 ints, Donald Hollas vs. Miami, 12/06/98	SIX INTERCEPTIONS THROWN	* Never Has Happened *
5 ints, Jim Plunkett vs. Kansas City, 10/05/80	FIVE INTERCEPTIONS THROWN	5 ints, Steve Pelluer @ Dallas, 11/09/86
4 ints, Matthew McGloin vs. Kansas City, 12/15/13	FOUR INTERCEPTIONS THROWN	4 ints, Drew Lock vs. Denver, 11/15/20
3 ints, Derek Carr vs. L.A. Rams, 09/10/18	THREE INTERCEPTIONS THROWN	4 ints, Drew Lock vs. Denver, 11/15/20
2 ints, Derek Carr @ Denver, 01/03/21	TWO INTERCEPTIONS THROWN	4 ints, Drew Lock vs. Denver, 11/15/20

RUSHING

227 yards, Napoleon Kaufman vs. Denver, 10/19/97	200 YARDS RUSHING	203 yards, Adrian Peterson vs. Minnesota, 11/15/15
150 yards, Rashad Jennings @ Houston, 11/17/13	150-199 YARDS RUSHING	150 yards, Jonathan Taylor vs. Indianapolis, 12/13/20
112 yards, Josh Jacobs vs. Denver, 11/15/20	100 YARDS RUSHING	150 yards, Jonathan Taylor vs. Indianapolis, 12/13/20
112 yards, Josh Jacobs vs. Denver, 11/15/20	100-149 YARDS RUSHING	104 yards, Ty Johnson @ N.Y. Jets, 12/06/20
* Never Has Happened *	FOUR TOUCHDOWNS RUSHING	4 tds, Doug Martin: (45, 67, 70, 1) vs. Tampa Bay, 11/04/12
3 tds, Josh Jacobs: (1, 7, 6) @ Carolina, 09/13/20	THREE TOUCHDOWNS RUSHING	3 tds, C.J. Anderson: (11, 1, 25) @ Denver, 12/28/14
2 tds, Josh Jacobs: (2, 15) vs. Baltimore, 09/13/21	TWO TOUCHDOWNS RUSHING	2 tds, Jonathan Taylor: (62, 3) vs. Indianapolis, 12/13/20
Josh Jacobs: (11, 5)/Devontae Booker: (7, 23) vs. Denver, 11/15/20	TWO PLAYERS WITH TWO TD RUSHING	* Never Has Happened *
150 yards, Rashad Jennings @ San Diego, 11/10/11	150 YARDS RUSHING	150 yards, Jonathan Taylor @ Buffalo, 10/29/17
31 att., Josh Jacobs @ Cleveland, 11/01/20	30+ RUSHING ATTEMPTS	30 att., Andre Brown @ N.Y. Giants, 11/10/13
69 yards, Josh Jacobs vs. Miami, 12/26/20	50-74 YARD RUSHING	65 yards, Ty'Son Williams vs. Baltimore, 09/13/21
89 yards, Josh Jacobs @ Denver, 01/03/21	75+ YARD RUSHING	86 yards, Lamar Jackson vs. Baltimore, 09/13/21
31 att., Josh Jacobs @ Cleveland, 11/01/20	30-39 RUSHING ATTEMPTS	30 att., Andre Brown @ N.Y. Giants, 11/10/13
41 att., L.A. Chargers 30, Las Vegas 27 vs. L.A. Chargers, 12/17/20	40-49 RUSHING ATTEMPTS (TEAM)	41 att., Cincinnati 30, Las Vegas 16 @ Cincinnati, 12/16/18
52 att., Las Vegas 28, L.A. Chargers 13 @ San Diego, 12/05/10	50+ RUSHING ATTEMPTS (TEAM)	54 att., N.Y. Jets 38, Las Vegas 0 vs. N.Y. Jets, 10/25/09
328 yards, Las Vegas 59, Denver 14 @ Denver, 10/24/10	300 YARDS RUSHING (TEAM)	316 yards, N.Y. Jets 38, Las Vegas 0 vs. N.Y. Jets, 10/25/09
203 yards, Las Vegas 37, Denver 12 vs. Denver, 11/15/20	200 YARDS RUSHING (TEAM)	212 yards, Indianapolis 44, Las Vegas 27 vs. Indianapolis, 12/13/20
203 yards, Las Vegas 37, Denver 12 vs. Denver, 11/15/20	200-299 YARDS RUSHING (TEAM)	212 yards, Indianapolis 44, Las Vegas 27 vs. Indianapolis, 12/13/20
203 yards, Las Vegas 37, Denver 12 vs. Denver, 11/15/20	200+ YARDS RUSHING (TEAM)	212 yards, Indianapolis 44, Las Vegas 27 vs. Indianapolis, 12/13/20
328 yards, Las Vegas 59, Denver 14 @ Denver, 10/24/10	300+ YARDS RUSHING (TEAM)	316 yards, N.Y. Jets 38, Las Vegas 0 vs. N.Y. Jets, 10/25/09
60 yards, Trevor Davis: (8:13) 11-T.Davis left end for 60 yards, TOUCHDOWN. @ Indianapolis, 09/29/19	RUN OF 50-74 YARDS	62 yards, Jonathan Taylor: (7:36) (Shotgun) 28-J.Taylor right tackle for 62 yards, TOUCHDOWN. vs. Indianapolis, 12/13/20

75 yards, Jalen Richard: (8:38) 30-J.Richard left guard for 75 yards, TOUCHDOWN. @ New Orleans, 09/11/16	RUN OF 75+ YARDS	80 yards, Adrian Peterson: (2:03) 28-A.Peterson right guard for 80 yards, TOUCHDOWN. vs. Minnesota, 11/15/15
75 yards, Jalen Richard: (8:38) 30-J.Richard left guard for 75 yards, TOUCHDOWN. @ New Orleans, 09/11/16	RUN OF 70+ YARDS	80 yards, Adrian Peterson: (2:03) 28-A.Peterson right guard for 80 yards, TOUCHDOWN. vs. Minnesota, 11/15/15
60 yards, Trevor Davis: (8:13) 11-T.Davis left end for 60 yards, TOUCHDOWN. @ Indianapolis, 09/29/19	RUN OF 60-69 YARDS	62 yards, Jonathan Taylor: (7:36) (Shotgun) 28-J.Taylor right tackle for 62 yards, TOUCHDOWN. vs. Indianapolis, 12/13/20
51 yards, Josh Jacobs: (11:58) 28-J.Jacobs right tackle to KC 30 for 51 yards (35-C.Ward). vs. Kansas City, 09/15/19	RUN OF 50-59 YARDS	53 yards, David Johnson: (7:03) 31-D.Johnson up the middle pushed ob at OAK 17 for 53 yards (42-K.Joseph). @ Arizona, 11/18/18

RECEIVING

155 yards/112 yards, Nelson Agholor/Darren Waller vs. Miami, 12/26/20	TWO 100-YARD RECEIVERS	127 yards/102 yards, Travis Kelce/Tyreek Hill vs. Kansas City, 11/22/20
200 yards, Darren Waller @ N.Y. Jets, 12/06/20	200 YARDS RECEIVING	284 yards, Antonio Brown @ Pittsburgh, 11/08/15
105 yards, Darren Waller vs. Baltimore, 09/13/21	100 YARDS RECEIVING	140 yards, Jerry Jeudy @ Denver, 01/03/21
4 tds, Art Powell vs. Houston, 12/22/63	FOUR TOUCHDOWN RECEPTIONS	4 tds, Jamaal Charles: (49, 39, 16, 71) vs. Kansas City, 12/15/13
* Never Has Happened *	FIVE TOUCHDOWN RECEPTIONS	5 tds, Kellen Winslow vs. San Diego, 11/22/81
3 tds, Michael Crabtree: (2, 26, 1) vs. N.Y. Jets, 09/17/17	THREE TOUCHDOWN RECEPTIONS	4 tds, Jamaal Charles: (49, 39, 16, 71) vs. Kansas City, 12/15/13
2 tds, Darren Waller: (9, 38) @ N.Y. Jets, 12/06/20	TWO TOUCHDOWN RECEPTIONS	2 tds, Myles Gaskin: (10, 59) vs. Miami, 12/26/20
Rickey Dudley/Jeremy Bringham vs. Carolina, 12/24/00	TWO PLAYERS WITH TWO TD RECEPTIONS	Emmanuel Sanders: (32, 15)/Julius Thomas: (10, 32) vs. Denver, 11/09/14
155 yards, Nelson Agholor vs. L.A. Chargers, 12/17/20	150 YARDS RECEIVING	153 yards, A.J. Brown vs. Kansas City, 09/15/19
10 , Darren Waller vs. Baltimore, 09/13/21	10 OR MORE RECEPTIONS	11 , Tyreek Hill vs. Kansas City, 11/22/20
105 yards, Darren Waller vs. Baltimore, 09/13/21	100-149 YARDS RECEIVING	140 yards, Jerry Jeudy @ Denver, 01/03/21
155 yards, Nelson Agholor vs. Miami, 12/26/20	150-199 YARDS RECEIVING	153 yards, A.J. Brown vs. Tennessee, 12/08/19
200 yards, Darren Waller @ N.Y. Jets, 12/06/20	200-299 YARDS RECEIVING	284 yards, Antonio Brown @ Pittsburgh, 11/08/15
85 yards, Nelson Agholor: (3:56) (Shotgun) 4-D.Carr pass deep right to 15-N.Agholor for 85 yards, TOUCHDOWN. vs. Miami, 12/26/20	70-YARD RECEPTION	92 yards, Jerry Jeudy: (6:43) (Shotgun) 3-D.Lock pass deep middle to 10-J.Jeudy for 92 yards, TOUCHDOWN. @ Denver, 01/03/21
65 yards, Hunter Renfrow: (3:51) (Shotgun) 4-D.Carr pass short middle to 13-H.Renfrow for 65 yards, TOUCHDOWN. @ Houston, 10/27/19	60-YARD RECEPTION	67 yards, Tyreek Hill: (12:51) (Shotgun) 15-P.Mahomes pass deep left to 10-T.Hill for 67 yards, TOUCHDOWN. @ Kansas City, 12/30/18
57 yards, Nelson Agholor: (7:08) 4-D.Carr pass deep left to 15-N.Agholor to DEN 7 for 57 yards (23-M.Ojemudia). @ Denver, 01/03/21	50-YARD RECEPTION	53 yards, Jalen Guyton: (3:05) (Shotgun) 10-J.Herbert pass deep middle to 15-J.Guyton to LV 2 for 53 yards (22-K.Nixon) [90-J.Hankins]. vs. L.A. Chargers, 12/17/20

COMBINED YARDS

130 yards/437 yards, Marshawn Lynch/Derek Carr vs. Cleveland, 09/30/18	100-YARD RUSHER AND 300-YARD PASSER	103 yards/391 yards, Derrick Henry/Ryan Tannehill vs. Tennessee, 12/08/19
105 yards/435 yards, Darren Waller/Derek Carr vs. Baltimore, 09/13/21	100-YARD RECEIVER AND 300-YARD PASSER	140 yards/339 yards, Jerry Jeudy/Drew Lock @ Denver, 01/03/21
104 yards/100 yards, Josh Jacobs/Darren Waller @ Kansas City, 12/01/19	100-YARD RUSHER AND 100-YARD RECEIVER	103 yards/153 yards, Derrick Henry/A.J. Brown vs. Tennessee, 12/08/19
130 yards/437 yards/128 yards, Marshawn Lynch/Derek Carr Amari Cooper vs. N.Y. Giants, 09/13/98	100-YARD RUSHER, 300-YARD PASSER, 100-YARD RECEIVER	103 yards/391 yards/153 yards, Derrick Henry/Ryan Tannehill A.J. Brown @ Kansas City, 09/06/98
130 yards/128/110 yards, Marshawn Lynch/Amari Cooper/Jared Cook vs. Cleveland, 09/30/18	100-YARD RUSHER/TWO 100-YARD RECEIVERS	117 yards/118/101 yards, Rudi Johnson/T.J. Houshmandzadeh/Chad Johnson @ Cincinnati, 12/10/06
155/112 yards/336 yards, Nelson Agholor/Darren Waller/Derek Carr vs. Miami, 12/26/20	TWO 100-YARD RECEIVERS/300-YARD PASSER	127/102 yards/348 yards, Travis Kelce/Tyreek Hill/Patrick Mahomes vs. Kansas City, 11/22/20

DEFENSE

56 yards, Erik Harris: (6:14) (Shotgun) 17-P.Rivers pass short middle intended for 86-H.Henry INTERCEPTED by 25-E.Harris [98-M.Crosby] at OAK 44. 25-E.Harris for 56 yards, TOUCHDOWN. vs. L.A. Chargers, 11/07/19	INTERCEPTED PASS RETURNED FOR A TOUCHDOWN	50 yards, Khari Willis: (5:32) (No Huddle, Shotgun) 4-D.Carr pass short right intended for 30-J.Richard INTERCEPTED by 37-K.Willis at 50. 37-K.Willis for 50 yards, TOUCHDOWN. vs. Indianapolis, 12/13/20
18 yards, Keith McGill: (3:51) 18-P.Manning up the middle to DEN 23 for no gain (91-J.Tuck). FUMBLES (91-J.Tuck), RECOVERED by OAK-39-K.McGill at DEN 18. 39-K.McGill for 18 yards, TOUCHDOWN. The Replay Official challenged the backward pass ruling, and the play was Upheld. The ruling on the field stands. @ Denver, 12/28/14	FUMBLE RETURNED FOR A TOUCHDOWN	0 yards, Deatrich Wise Jr.: (5:13) (Shotgun) 4-D.Carr sacked in End Zone for -6 yards, SAFETY (sack split by 90-S.Calhoun and 91-D.Wise).The Replay Official reviewed the safety ruling, and the play was REVERSED.(Shotgun) 4-D.Carr sacked at LV -1 for -7 yards (sack split by 90-S.Calhoun and 91-D.Wise). FUMBLES (90-S.Calhoun), RECOVERED by NE-91-D.Wise at LV -1. TOUCHDOWN. @ New England, 09/27/20
Denico Autry: (2:16) (Shotgun) 17-P.Rivers sacked in End Zone for -6 yards, SAFETY (96-D.Autry). vs. San Diego, 12/24/15	SAFETY SCORED	D.J. Alexander: (9:05) 7-M.King punt is BLOCKED by 57-D.Alexander, Center-47-T.Gafford, ball out of bounds in End Zone, SAFETY. @ Kansas City, 01/03/16
Las Vegas 15, Kansas City 0 vs. Kansas City, 12/16/12	SHUTOUT	L.A. Rams 52, Las Vegas 0 @ St. Louis, 11/30/14
5.0 sk, Khalil Mack @ Denver, 12/13/15	FIVE+ SACK GAME	6.0 sk, Derrick Thomas @ Kansas City, 09/06/98
4.0 sk, Maxx Crosby vs. Cincinnati, 11/17/19	FOUR SACK GAME	4.0 sk, Brian Orakpo vs. Washington, 12/13/09

4.0 sk, Maxx Crosby vs. Cincinnati, 11/17/19	THREE SACK GAME	3.0 sk, Devin White vs. Tampa Bay, 10/25/20
2.0 sk, Maxx Crosby vs. Baltimore, 09/13/21	TWO SACK GAME	2.0 sk, Andrew Van Ginkel vs. Miami, 12/26/20
William Thomas/Eric Allen vs. N.Y. Jets, 12/10/00	TWO INTERCEPTIONS BY TEAMMATES	* Never Has Happened *
73 yards, Kamerion Wimbley vs. Chicago, 11/27/11	70+ YARD INTERCEPTION RETURN	74t yards, Chris Harris Jr. vs. Denver, 10/11/15
3 int, Rod Woodson vs. Tennessee, 09/29/02	THREE INTERCEPTION GAME	3 int, Walt Harris @ San Francisco, 10/08/06
2 ints, Jeff Heath vs. Denver, 11/15/20	TWO INTERCEPTIONS	2 ints, Xavien Howard @ Miami, 09/23/18
2 int, Jeff Heath vs. Denver, 11/15/20	TWO INTERCEPTION GAME	2 int, Xavien Howard @ Miami, 09/23/18
3 ints, Rod Woodson vs. Tennessee, 09/29/02	THREE INTERCEPTIONS	3 ints, Walt Harris @ San Francisco, 10/08/06
24 yards, Denver 16, Las Vegas 10 @ Denver, 10/01/17	LESS THAN 25 RUSHING YARDS	19 yards, Las Vegas 24, L.A. Chargers 17 @ L.A. Chargers, 12/22/19
40 yards, Atlanta 43, Las Vegas 6 @ Atlanta, 11/29/20	LESS THAN 50 RUSHING YARDS	19 yards, Las Vegas 24, L.A. Chargers 17 @ L.A. Chargers, 12/22/19
96 yards, L.A. Chargers 30, Las Vegas 27 vs. L.A. Chargers, 12/17/20	LESS THAN 100 RUSHING YARDS	82 yards, Las Vegas 33, Baltimore 27 vs. Baltimore, 09/13/21
42 yards, Denver 23, Las Vegas 3 vs. Denver, 09/27/09	LESS THAN 50 NET PASSING YARDS	26 yards, Tennessee 13, Las Vegas 9 @ Tennessee, 10/28/07
96 yards, Washington 27, Las Vegas 10 @ Washington, 09/24/17	LESS THAN 100 NET PASSING YARDS	73 yards, Las Vegas 17, Cincinnati 10 vs. Cincinnati, 11/17/19
122 yards, Las Vegas 16, Cleveland 6 @ Cleveland, 11/01/20	LESS THAN 150 NET PASSING YARDS	100 yards, Las Vegas 16, Cleveland 6 @ Cleveland, 11/01/20
119 yards, Las Vegas 15, Kansas City 0 vs. Kansas City, 12/16/12	LESS THAN 150 YARDS NET OFFENSE	128 yards, Washington 27, Las Vegas 10 @ Washington, 09/24/17
119 yards, Las Vegas 15, Kansas City 0 vs. Kansas City, 12/16/12	LESS THAN 200 YARDS NET OFFENSE	185 yards, Seattle 27, Las Vegas 3 vs. Seattle, 10/14/18
223 yards, Las Vegas 16, Cleveland 6 @ Cleveland, 11/01/20	LESS THAN 300 YARDS NET OFFENSE	243 yards, Atlanta 43, Las Vegas 6 @ Atlanta, 11/29/20
4 to, Las Vegas 32, Denver 31 @ Denver, 01/03/21	FORCED FOUR TURNOVERS	4 to, Las Vegas 45, Cleveland 42 vs. Cleveland, 09/30/18
5 to, Atlanta 43, Las Vegas 6 @ Atlanta, 11/29/20	FORCED FIVE+ TURNOVERS	5 to, Las Vegas 37, Denver 12 vs. Denver, 11/15/20
1 to, Las Vegas 33, Baltimore 27 vs. Baltimore, 09/13/21	AT LEAST ONE TURNOVER	2 to, Las Vegas 33, Baltimore 27 vs. Baltimore, 09/13/21
3 to, Las Vegas 31, N.Y. Jets 28 @ N.Y. Jets, 12/06/20	FORCED THREE+ TURNOVERS	4 to, Las Vegas 32, Denver 31 @ Denver, 01/03/21
SPECIAL TEAMS		
101 yards, Jacoby Ford: 4-P.Dawson kicks 66 yards from CLV 35 to OAK -1. 12-J.Ford for 101 yards, TOUCHDOWN. The Replay Assistant challenged the runner was in bounds ruling, and the play was Upheld. vs. Cleveland, 10/16/11	KICKOFF RETURNED FOR A TOUCHDOWN	93 yards, Cordarrelle Patterson: 11-S.Janikowski kicks 58 yards from OAK 35 to MIN 7. 84-C.Patterson for 93 yards, TOUCHDOWN. vs. Minnesota, 11/15/15
99 yards, Dwayne Harris: (10:35) 3-C.Wadman punts 65 yards to OAK 1, Center-42-C.Kreiter. 17-D.Harris for 99 yards, TOUCHDOWN. The Replay Official reviewed the kick touched ruling, and the play was Upheld. The ruling on the field stands. vs. Denver, 12/24/18	PUNT RETURNED FOR A TOUCHDOWN	70 yards, Cyrus Jones: (13:01) (Punt formation) 5-J.Townsend punts 52 yards to BLT 30, Center-47-T.Sieg. 27-C.Jones for 70 yards, TOUCHDOWN. @ Baltimore, 11/25/18
* Never Has Happened *	BLOCKED FIELD GOAL RETURNED FOR A TOUCHDOWN	72 yards, Ray Mickens: Cole Ford, kicker @ N.Y. Jets, 09/21/97
Denico Autry: (14:03) 9-J.Ryan punt is BLOCKED by 96-D.Autry, Center-49-C.Gresham, RECOVERED by OAK-12-B.Butler at SEA 0. TOUCHDOWN. @ Seattle, 11/02/14	BLOCKED PUNT RETURNED FOR A TOUCHDOWN	Antonio Allen: (4:00) 7-M.King punt is BLOCKED by 39-A.Allen, Center-59-J.Condo, RECOVERED by NYJ-39-A.Allen at OAK 0. TOUCHDOWN. @ N.Y. Jets, 12/08/13
55 yards, Daniel Carlson: (:07) 2-D.Carlson 55 yard field goal is GOOD, Center-47-T.Sieg, Holder-6-A.Cole. vs. Baltimore, 09/13/21	MADE FIELD GOAL OF 50 YARDS OR LONGER	54 yards, Youngohoe Koo: (5:03) 7-Y.Koo 54 yard field goal is GOOD, Center-47-J.Harris, Holder-4-S.Hofrichter. @ Atlanta, 11/29/20
53 yards, Giorgio Tavecchio: (4:56) 2-G.Tavecchio 53 yard field goal is BLOCKED (21-E.Murray), Center-59-J.Condo, Holder-7-M.King. vs. Kansas City, 10/19/17	BLOCKED FIELD GOAL	63 yards, Brandon McManus: (:09) 8-B.McManus 63 yard field goal is BLOCKED (98-M.Crosby), Center-46-J.Bobenmoyer, Holder-6-S.Martin, RECOVERED by LV-99-A.Key at LV 43. @ Denver, 01/03/21
Marquette King: (9:05) 7-M.King punt is BLOCKED by 57-D.Alexander, Center-47-T.Gafford, ball out of bounds in End Zone, SAFETY. @ Kansas City, 01/03/16	BLOCKED PUNT	Jon Ryan: (14:03) 9-J.Ryan punt is BLOCKED by 96-D.Autry, Center-49-C.Gresham, RECOVERED by OAK-12-B.Butler at SEA 0. TOUCHDOWN. @ Seattle, 11/02/14
Las Vegas 30, Seattle 21 vs. Seattle, 12/05/99	NO PUNTS	Denver 37, Las Vegas 6 @ Denver, 09/30/12
Daniel Carlson: 2-D.Carlson extra point is No Good, Wide Right, Center-47-T.Sieg, Holder-6-A.Cole. vs. Miami, 12/26/20	MISSED POINT AFTER TOUCHDOWN ATTEMPT	Sergio Castillo: 6-S.Castillo extra point is No Good, Wide Right, Center-42-T.Hennessy, Holder-7-B.Mann. @ N.Y. Jets, 12/06/20
Harrison Butker: 7-H.Butker extra point is Blocked (99-A.Key), Center-41-J.Winchester, Holder-2-D.Colquitt. vs. Kansas City, 12/02/18	POINT AFTER TOUCHDOWN ATTEMPT BLOCKED	Daniel Carlson: 8-D.Carlson extra point is Blocked (92-T.Kpassagnon), Center-47-T.Sieg, Holder-6-A.Cole. DEFENSIVE TWO-POINT ATTEMPT. 35-C.Ward recovered the blocked kick. ATTEMPT SUCCEEDS. @ Kansas City, 12/01/19
Erik Harris: 2-G.Tavecchio kicks inside 22 yards from OAK 35 to KC 43, impetus ends at OAK 49, out of bounds. Oakland challenged the runner was out of bounds ruling, and the play was REVERSED. 2-G.Tavecchio kicks inside 22 yards from OAK 35 to KC 43, impetus ends at OAK 49. RECOVERED by OAK-41-E.Harris. @ Kansas City, 12/10/17	SUCCESSFUL ONSIDE KICK	Cody Parkey: 1-C.Parkey kicks inside 13 yards from MIA 35 to MIA 48. RECOVERED by MIA-1-C.Parkey. @ Miami, 11/05/17
5 fg, Sebastian Janikowski: (20, 50, 57, 30, 41) vs. Kansas City, 12/16/12	FIVE FIELD GOALS	5 fg, Youngohoe Koo: (38, 39, 30, 29, 54) @ Atlanta, 11/29/20

6 fg, Sebastian Janikowski: (40, 47, 42, 19, 37, 44) vs. Chicago, 11/27/11

55 yards, Daniel Carlson vs. Baltimore, 09/13/21

4 fg, Daniel Carlson: (23, 38, 20, 22) vs. Miami, 12/26/20

63 yards, Sebastian Janikowski @ Denver, 09/12/11

4 fg, Daniel Carlson: (23, 38, 20, 22) vs. Miami, 12/26/20

53 yards, Johnnie Lee Higgins vs. St. Louis, 09/19/10

80t yards, Johnnie Lee Higgins vs. Houston, 12/21/08

67 yds, AJ Cole vs. Baltimore, 09/13/21

99t yards, Dwayne Harris vs. Denver, 12/24/18

74 yds, AJ Cole @ L.A. Chargers, 12/22/19

80 yds, Shane Lechler vs. Chicago, 11/27/11

21 yards, Hunter Renfrow @ Denver, 01/03/21

52 yards, Trevor Davis vs. Chicago, 10/06/19

10 punts, Marquette King @ Denver, 12/13/15

72 yards, Dwayne Harris vs. Denver, 09/09/19

91 yards, Bryan McCann @ Kansas City, 12/24/11

SIX FIELD GOALS

50-59 YARD FIELD GOAL

FOUR FIELD GOALS

60+ YARD FIELD GOAL

THREE FIELD GOALS

50-69 YARD PUNT RETURN

70-89 YARD PUNT RETURN

60-69 YARD PUNT

90+ YARD PUNT RETURN

70+ YARD PUNT

80+ YARD PUNT

20 YARD PUNT RETURN

50-69 YARD KICKOFF RETURN

PUNTED 10+ TIMES

70-89 YARD KICKOFF RETURN

90+ YARD KICKOFF RETURN

6 fg, Greg Davis: (30, 22, 38, 43, 33, 33) vs. San Diego, 10/05/97

54 yards, Younghoe Koo @ Atlanta, 11/29/20

4 fg, Jason Sanders: (37, 39, 22, 44) vs. Miami, 12/26/20

62 yards, Stephen Gostkowski vs. New England, 11/19/17

3 fg, Brandon McManus: (22, 37, 26) @ Denver, 01/03/21

50 yards, Tyreek Hill vs. Kansas City, 10/16/16

71 yards, Tarik Cohen vs. Chicago, 10/06/19

67 yds, Tommy Townsend @ Kansas City, 10/11/20

90t yards, Eric Decker @ Denver, 09/12/11

71 yds, Dustin Colquitt vs. Kansas City, 12/16/12

* Never Has Happened *

30 yards, Devin Duvernay vs. Baltimore, 09/13/21

60 yards, Devin Hester @ Baltimore, 10/02/16

10 punts, Darren Bennett @ San Diego, 12/28/03

77 yards, Alex Erickson @ Cincinnati, 12/16/18

93t yards, Cordarrelle Patterson vs. Minnesota, 11/15/15

TEAM/MISCELLANEOUS

565 yards, Las Vegas 565, Cleveland 487 vs. Cleveland, 09/30/18

626 yards, Las Vegas 626, Tampa Bay 270 @ Tampa Bay, 10/30/16

491 yards, Las Vegas 491, Baltimore 406 vs. Baltimore, 09/13/21

ST: (1:21) J.Campbell pass short right to Z.Miller for 1 yard, TOUCHDOWN. San Diego challenged the pass completion ruling, and the play was Upheld. (Timeout #1 at 01:13.)ST: (3:43) (Shotgun) M.Bush up the middle for 3 yards, TOUCHDOWN.DEF: (1:10) (Shotgun) P.Rivers sacked at OAK 36 for -3 yards (M.Huff). FUMBLES (M.Huff), RECOVERED by OAK-T.Branch at OAK 36. T.Branch for 64 yards, TOUCHDOWN. The Replay Assistant challenged the fumble ruling, and the play was Upheld.OFF: (10:37) M.Scifres punt is BLOCKED by B.Myers, Center-E.Albright, RECOVERED by OAK-H.Eugene at SD 5. H.Eugene for 5 yards, TOUCHDOWN. vs. San Diego, 10/10/10

Derek Carr: (Pass formation) TWO-POINT CONVERSION ATTEMPT. 4-D.Carr pass to 83-D.Waller is complete. ATTEMPT SUCCEEDS. @ Denver, 01/03/21

Derek Carr: (Pass formation) TWO-POINT CONVERSION ATTEMPT. 4-D.Carr pass to 13-H.Renfrow is incomplete. ATTEMPT FAILS. @ Denver, 12/29/19

Las Vegas 59, Denver 14 @ Denver, 10/24/10

Las Vegas 40, Kansas City 32 @ Kansas City, 10/11/20

Las Vegas 33, Baltimore 27 vs. Baltimore, 09/13/21

Las Vegas 33, Baltimore 27 vs. Baltimore, 09/13/21

L.A. Chargers 30, Las Vegas 27 vs. L.A. Chargers, 12/17/20

Oakland 23, Denver 23 @ Denver, 10/22/73

Las Vegas 24, Denver 0 @ Denver, 10/24/10

Las Vegas 21, Kansas City 17 @ Kansas City, 10/11/20

Las Vegas 21, Denver 7 @ Denver, 10/24/10

Las Vegas 21, Cleveland 14 vs. Cleveland, 09/30/18

Las Vegas 15, Kansas City 0 vs. Kansas City, 12/16/12

* Never Has Happened *

Las Vegas 33, Baltimore 27 vs. Baltimore, 09/13/21

Las Vegas 30, Tampa Bay 24 @ Tampa Bay, 10/30/16

10 pen, Las Vegas 33, Baltimore 27 vs. Baltimore, 09/13/21

3 , L.A. Chargers 30, Las Vegas 27 (9:26) M.Mariota pass deep left to D.Waller for 35 yards, TOUCHDOWN. (7:21) J.Jacobs up the middle for 1 yard, TOUCHDOWN. (6:23) (Shotgun) M.Mariota scrambles right end for 2 yards, TOUCHDOWN. vs. L.A. Chargers, 12/17/20

500 TOTAL YARDS OF OFFENSE

600 TOTAL YARDS OF OFFENSE

400 TOTAL YARDS OF OFFENSE

TOUCHDOWN ON OFFENSE, DEFENSE AND SPECIAL TEAMS

MADE TWO-POINT CONVERSION

FAILED TWO-POINT CONVERSION

50 POINTS

40 POINTS

OVERTIME WIN

OVERTIME GAME

OVERTIME LOSS

OVERTIME TIE

20 FIRST-QUARTER POINTS

20 SECOND-QUARTER POINTS

20 THIRD-QUARTER POINTS

20 FOURTH-QUARTER POINTS

SHUTOUT AT HOME

SHUTOUT ON THE ROAD

OVERTIME WIN AT HOME

OVERTIME WIN ON THE ROAD

10 PENALTIES

THREE TOTAL TOUCHDOWNS

552 yards, Tennessee 552, Las Vegas 355 vs. Tennessee, 12/08/19

* Never Has Happened *

406 yards, Las Vegas 491, Baltimore 406 vs. Baltimore, 09/13/21

ST: (11:20) (Shotgun) L.Jackson pass short right to M.Crabtree for 8 yards, TOUCHDOWN.ST: (8:16) L.Jackson left end for 5 yards, TOUCHDOWN.DEF: (6:11) (No Huddle, Shotgun) D.Carr sacked at OAK 33 for -5 yards (M.Judon). FUMBLES (M.Judon) [M.Judon], RECOVERED by BLT-T.Suggs at OAK 43. T.Suggs for 43 yards, TOUCHDOWN. Suggs' 3rd career touchdown.OFF: (13:01) (Punt formation) J.Townsend punts 52 yards to BLT 30, Center-T.Sieg. C.Jones for 70 yards, TOUCHDOWN. @ Baltimore, 11/25/18

Drew Lock: (Pass formation) TWO-POINT CONVERSION ATTEMPT. 3-D.Lock pass to 10-J.Jeudy is complete. ATTEMPT SUCCEEDS. @ Denver, 01/03/21

Drew Lock: TWO-POINT CONVERSION ATTEMPT. 3-D.Lock pass to 10-J.Jeudy is incomplete. ATTEMPT FAILS. vs. Denver, 11/15/20

L.A. Rams 52, Las Vegas 0 @ St. Louis, 11/30/14

Indianapolis 44, Las Vegas 27 vs. Indianapolis, 12/13/20

L.A. Chargers 30, Las Vegas 27 vs. L.A. Chargers, 12/17/20

Las Vegas 33, Baltimore 27 vs. Baltimore, 09/13/21

Oakland 23, Denver 23 @ Denver, 10/22/73

L.A. Rams 21, Las Vegas 0 @ St. Louis, 11/30/14

Kansas City 28, Las Vegas 0 vs. Kansas City, 09/15/19

N.Y. Jets 21, Las Vegas 0 @ N.Y. Jets, 11/24/19

Tampa Bay 21, Las Vegas 3 vs. Tampa Bay, 10/25/20

Kansas City 28, Las Vegas 0 vs. Kansas City, 10/23/11

L.A. Rams 52, Las Vegas 0 @ St. Louis, 11/30/14

L.A. Chargers 30, Las Vegas 27 vs. L.A. Chargers, 12/17/20

Denver 23, Las Vegas 20 @ Denver, 09/16/07

10 pen, Kansas City 35, Las Vegas 31 vs. Kansas City, 11/22/20

3 , Las Vegas 33, Baltimore 27 (1:54) (Shotgun) T.Williams up the middle for 35 yards, TOUCHDOWN. (9:01) (Shotgun) L.Jackson pass short right to M.Brown for 10 yards, TOUCHDOWN. (6:09) (Shotgun) L.Murray up the middle for 8 yards, TOUCHDOWN. vs. Baltimore, 09/13/21

0 to, Las Vegas 37, Denver 12 vs. Denver, 11/15/20

NO TURNOVERS

0 to, Las Vegas 32, Denver 31 @ Denver, 01/03/21

0 pen, L.A. Chargers 34, Las Vegas 10 @ San Diego, 12/04/05

NO PENALTIES

0 pen, Kansas City 40, Las Vegas 9 @ Kansas City, 12/01/19

4 , Las Vegas 33, Baltimore 27
(4:17) (Shotgun) J.Jacobs up the middle for 2 yards, TOUCHDOWN.
(9:24) J.Jacobs right guard for 15 yards, TOUCHDOWN.
(3:50) (Shotgun) D.Carr pass short right to D.Waller for 10 yards, TOUCHDOWN.
(3:44) (Shotgun) D.Carr pass deep right to Z.Jones for 31 yards, TOUCHDOWN. vs. Baltimore, 09/13/21

FOUR TOTAL TOUCHDOWNS

4 , L.A. Chargers 30, Las Vegas 27
(6:02) (Shotgun) J.Herbert pass short middle to H.Henry for 10 yards, TOUCHDOWN.
(:25) (Shotgun) J.Herbert pass deep right to Ty.Johnson for 26 yards, TOUCHDOWN.
(2:12) K.Ballage right guard for 1 yard, TOUCHDOWN.
(1:32) C.Toner reported in as eligible. J.Herbert left guard for 1 yard, TOUCHDOWN. vs. L.A. Chargers, 12/17/20

Atlanta 43, Las Vegas 6 @ Atlanta, 11/29/20

GAME WITHOUT TOUCHDOWNS

Las Vegas 16, Cleveland 6 @ Cleveland, 11/01/20

41:28 TOP, Las Vegas 30, Denver 20 vs. Denver, 11/06/16 vs. Denver, 11/15/20

OVER 40:00 TIME OF POSSESSION (NON-OT)

41:38 TOP, Miami 33, Las Vegas 17 vs. Miami, 11/28/10

vs. Indianapolis, 12/13/20

(7, 10, 7, 7 Points), Las Vegas 31, N.Y. Jets 28 @ N.Y. Jets, 12/06/20

NO SACKS/NO INTERCEPTIONS ALLOWED

(7, 10, 7, 0, 6 Points), L.A. Chargers 30, Las Vegas 27 vs. L.A. Chargers, 12/17/20

30 (first half), Las Vegas 37, L.A. Chargers 29 @ San Diego, 10/25/15

30 ONE-HALF POINTS

38 (first half), L.A. Rams 52, Las Vegas 0 @ St. Louis, 11/30/14

21 (Q2), Las Vegas 40, Kansas City 32 @ Kansas City, 10/11/20

SCORED 20+ POINTS IN ONE QUARTER

21 (Q4), Tampa Bay 45, Las Vegas 20 vs. Tampa Bay, 10/25/20

Kansas City 40, Las Vegas 9 @ Kansas City, 12/01/19

ZERO POINTS SCORED IN FIRST HALF

Las Vegas 24, Chicago 21 vs. Chicago, 10/06/19

Atlanta 43, Las Vegas 6 @ Atlanta, 11/29/20

WON GAME BY 20+ POINTS

Las Vegas 37, Denver 12 vs. Denver, 11/15/20

3 tds, Josh Jacobs: (1-Rushing, 7-Rushing, 6-Rushing) @ Carolina, 09/13/20

THREE TOUCHDOWNS BY A PLAYER

3 tds, Jesper Horsted: (20-Pass Reception, 6-Pass Reception, 54-Pass Reception) @ Tennessee, 08/28/21

4 tds, Darren McFadden: (4-Rushing, 19-Pass Reception, 4-Rushing, 57-Rushing) @ Denver, 10/24/10

FOUR TOUCHDOWNS BY A PLAYER

4 tds, Dalvin Cook: (21-Rushing, 1-Rushing, 1-Rushing, 50-Pass Reception) @ Green Bay, 11/01/20

* Never Has Happened *

FIVE TOUCHDOWNS BY A PLAYER

5 tds, Jamaal Charles: (49-Pass Reception, 39-Pass Reception, 1-Rushing, 16-Pass Reception, 71-Pass Reception) vs. Kansas City, 12/15/13



UPDATED BIOS



JOHNATHAN ABRAM

24

POSITION: S

HT/WT: 6-0/205

ACQUIRED: D1C-'19

BORN: 10/25/96

RAIDERS SEASON: 3

NFL SEASON: 3

COLLEGE: Mississippi State

HOMETOWN: Columbia, Miss.

2021: (9/13) vs. Bal.: Started in the contest and finished third on the team with nine tackles (five solo) and added one pass defended.


JOHNATHAN ABRAM'S NFL REGULAR SEASON DEFENSIVE STATISTICS

				TACKLES								INTERCEPTIONS						O. FUMB			ST						MISC	
DATE	TEAM	GP	GS	TK	S	A	TFL	YDS	SK	YDS	QBH	NO	YDS	LG	TD	PD	FF	FR	YDS	TK	S	A	FF	FR	S	A		
2019	Raiders	1	1	5	1	4	0	0	0.0	0.0	0	0	0	0	0	1	0	0	0	0	0	0	0	0	0	0		
2020	Raiders	13	13	79	57	22	3	5	0.0	0.0	4	2	29	24	0	6	0	0	0	7	3	4	0	1	0	0		
2021	Raiders	1	1	9	5	4	0	0	0.0	0.0	0	0	0	0	0	1	0	0	0	1	0	1	0	0	0	0		
NFL TOTALS		15	15	93	63	30	3	5	0.0	0.0	4	2	29	24	0	8	0	0	0	8	3	5	0	1	0	0		

JOHNATHAN ABRAM'S 2021 GXG REGULAR-SEASON STATISTICS (RAIDERS)

			TACKLES								INTERCEPTIONS					O. FUMB			ST					MISC			
DATE	OPPONENT	P/S	TK	S	A	SK	YDS	TFL	YDS	QBH	NO	YDS	LG	TD	PD	FF	FR	YDS	TK	S	A	FF	FR	S	A	W/L	SCORE
09/13	Ravens	S	9	5	4	0.0	0.0	0	0	0	0	0	0	0	1	0	0	0	1	0	1	0	0	0	0	W	33-27+
2021 TOTALS		1-1	9	5	4	0.0	0.0	0	0	0	0	0	0	0	1	0	0	0	1	0	1	0	0	0	0	1-0	

+ - Overtime



DAMON ARNETTE

20

POSITION: CB
HT/WT: 6-0/195
ACQUIRED: D1B-'20
BORN: 02/09/96
RAIDERS SEASON: 2
NFL SEASON: 2
COLLEGE: Ohio State
HOMETOWN: Fort Lauderdale, Fla.

2021: (9/13) vs. Bal.: Appeared in a reserve role on both defense and special teams.


DAMON ARNETTE'S NFL REGULAR SEASON DEFENSIVE STATISTICS

				TACKLES								INTERCEPTIONS						O. FUMB			ST						MISC	
DATE	TEAM	GP	GS	TK	S	A	TFL	YDS	SK	YDS	QBH	NO	YDS	LG	TD	PD	FF	FR	YDS	TK	S	A	FF	FR	S	A		
2020	Raiders	9	7	25	21	4	1	1	0.0	0.0	0	0	0	0	0	2	0	0	0	0	0	0	0	0	0	0		
2021	Raiders	1	0	0	0	0	0	0	0.0	0.0	0	0	0	0	0	0	0	0	0	0	0	0	0	0	0	0		
NFL TOTALS		10	7	25	21	4	1	1	0.0	0.0	0	0	0	0	0	2	0	0	0	0	0	0	0	0	0	0		

DAMON ARNETTE'S 2021 GXG REGULAR-SEASON STATISTICS (RAIDERS)

			TACKLES							INTERCEPTIONS					O. FUMB			ST					MISC				
DATE	OPPONENT	P/S	TK	S	A	SK	YDS	TFL	YDS	QBH	NO	YDS	LG	TD	PD	FF	FR	YDS	TK	S	A	FF	FR	S	A	W/L	SCORE
09/13	Ravens	P	0	0	0	0.0	0.0	0	0	0	0	0	0	0	0	0	0	0	0	0	0	0	0	0	0	W	33-27+
2021 TOTALS		1-0	0	0	0	0.0	0.0	0	0	0	0	0	0	0	0	0	0	0	0	0	0	0	0	0	0	1-0	

+ - Overtime



PEYTON BARBER

31

POSITION: RB
HT/WT: 5-11/225
ACQUIRED: FA-'21
BORN: 06/27/94

RAIDERS SEASON: 1
NFL SEASON: 6
COLLEGE: Auburn
HOMETOWN: Alpharetta, Ga.

2021: (9/13) vs. Bal.: Did not play.

PEYTON BARBER'S NFL REGULAR SEASON RUSHING/RECEIVING STATISTICS

DATE	TEAM	GP	GS	RUSHING					RECEIVING				
				NO.	YDS.	AVG.	LG	TD	NO.	YDS.	AVG.	LG	TD
2016	Buccaneers	15	1	55	223	4.1	44t	1	5	28	5.6	11	0
2017	Buccaneers	16	4	108	423	3.9	34	3	16	114	7.1	34	0
2018	Buccaneers	16	16	234	871	3.7	28	5	20	92	4.6	10	1
2019	Buccaneers	16	7	154	470	3.1	17	6	16	115	7.2	16	1
2020	Washington	16	2	94	258	2.7	15	4	4	12	3.0	7	0
2021	Washington	0	0	0	0	0.0	0	0	0	0	0.0	0	0
NFL TOTALS		79	30	645	2,245	3.5	44T	19	61	361	5.9	34	2

PEYTON BARBER'S NFL REGULAR SEASON RETURN STATISTICS


KICKOFF RETURNS							PUNT RETURNS					
DATE	TEAM	RET.	YDS.	AVG.	LG	TD	NO.	FC	YDS.	AVG.	LG	TD
2016	Buccaneers	0	0	0.0	0	0	0	0	0	0.0	0	0
2017	Buccaneers	0	0	0.0	0	0	0	0	0	0.0	0	0
2018	Buccaneers	0	0	0.0	0	0	0	0	0	0.0	0	0
2019	Buccaneers	0	0	0.0	0	0	0	0	0	0.0	0	0
2020	Washington	0	0	0.0	0	0	0	0	0	0.0	0	0
2021	Washington	0	0	0.0	0	0	0	0	0	0.0	0	0
NFL TOTALS		0	0	0.0	0	0	0	0	0	0.0	0	0

100-YARD RUSHING GAMES (2): REGULAR SEASON

DATE	TEAM	ATT.	YDS.	AVG.	LG	TD
12/03/17	at Packers	23	102	4.4	19	0
11/18/18	at Giants	18	106	5.9	28	1

PEYTON BARBER'S 2021 GXG REGULAR-SEASON STATISTICS (WASHINGTON)

			RUSHING					RECEIVING								
DATE	OPPONENT	P/S	NO.	YDS.	AVG.	LG	TD	NO.	YDS.	AVG.	LG	TD	W/L	SCORE		
09/12	Chargers		DID NOT PLAY												L	16-20
2021 TOTALS		0-0	0	0	0.0	0	0	0	0	0.0	0	0	0-1			



NICK BOWERS

82

POSITION: TE
HT/WT: 6-4/260
ACQUIRED: FA-'20
BORN: 05/26/96

RAIDERS SEASON: 1
NFL SEASON: 1
COLLEGE: Penn State
HOMETOWN: Kittanning, Pa.

2020: Spent the entire season on the Raiders practice squad after originally signing as an undrafted free agent, May 5, 2020.

NICK BOWERS' NFL REGULAR SEASON RUSHING/RECEIVING STATISTICS

DATE	TEAM	GP	GS	RECEIVING					RUSHING				
				NO.	YDS.	AVG.	LG	TD	NO.	YDS.	AVG.	LG	TD
2020	Raiders	0	0	0	0	0.0	0	0	0	0	0.0	0	0
2021	Raiders	0	0	0	0	0.0	0	0	0	0	0.0	0	0
NFL TOTALS		0	0	0	0	0.0	0	0	0	0	0.0	0	0

NICK BOWERS' NFL REGULAR SEASON RETURN STATISTICS

KICKOFF RETURNS							PUNT RETURNS					
DATE	TEAM	RET.	YDS.	AVG.	LG	TD	NO.	FC	YDS.	AVG.	LG	TD
2020	Raiders	0	0	0.0	0	0	0	0	0	0.0	0	0
2021	Raiders	0	0	0.0	0	0	0	0	0	0.0	0	0
NFL TOTALS		0	0	0.0	0	0	0	0	0	0.0	0	0

NICK BOWERS' 2021 GXG REGULAR-SEASON STATISTICS (RAIDERS)

DATE	OPPONENT	P/S	RECEIVING					RUSHING					W/L	SCORE	
			NO.	YDS.	AVG.	LG	TD	NO.	YDS.	AVG.	LG	TD			
09/13	Ravens		ON INACTIVE LIST											W	33-27+
2021 TOTALS		0-0	0	0	0.0	0	0	0	0	0.0	0	0	1-0		

+ - Overtime



DANIEL CARLSON

2

POSITION: K
HT/WT: 6-5/215
ACQUIRED: FA-'18
BORN: 01/23/95
RAIDERS SEASON: 4
NFL SEASON: 4
COLLEGE: Auburn
HOMETOWN: Colorado Springs, Colo.

2021: (9/13) vs. Bal.: Converted on FGs of 34 and 55 yards...His 55-yard FG came as time expired in the fourth quarter to send the game into overtime...Connected on three PATs.

DANIEL CARLSON'S NFL REGULAR SEASON KICKING STATISTICS

DATE	TEAM	GP	FGM	FGA	PCT.	LG	XP	XPA	PCT.	BLK	PTS
2018	Vikings	2	1	4	25.0	48	6	6	100.0	0	9
Went from Minnesota to Oakland.											
2018	Raiders	10	16	17	94.1	50	18	18	100.0	0	66
2018	TOTAL	12	17	21	81.0	50	24	24	100.0	0	75
2019	Raiders	16	19	26	73.1	48	34	36	94.4	0	91
2020	Raiders	16	33	35	94.3	54	45	47	95.7	0	144
2021	Raiders	1	2	2	100.0	55	3	3	100.0	0	9
NFL TOTALS		45	71	84	84.5	55	106	110	96.4	0	319


DANIEL CARLSON'S NFL REGULAR SEASON FIELD-GOAL ACCURACY STATISTICS

DATE	TEAM	1-19	PCT.	20-29	PCT.	30-39	PCT.	40-49	PCT.	50+	PCT.
2018	Vikings	0-0	0.0	0-0	0.0	0-1	0.0	1-3	33.3	0-0	0.0
Went from Minnesota to Oakland.											
2018	Raiders	0-0	0.0	2-2	100.0	3-3	100.0	8-9	88.9	3-3	100.0
2018	TOTAL	0-0	0.0	2-2	100.0	3-4	75.0	9-12	75.0	3-3	100.0
2019	Raiders	0-0	0.0	8-8	100.0	5-6	83.3	6-10	60.0	0-2	0.0
2020	Raiders	0-0	0.0	18-18	100.0	8-8	100.0	3-5	60.0	4-4	100.0
2021	Raiders	0-0	0.0	0-0	0.0	1-1	100.0	0-0	0.0	1-1	100.0
NFL TOTALS		0-0	0.0	28-28	100.0	17-19	89.5	18-27	66.7	8-10	80.0

DANIEL CARLSON'S 2021 GXG REGULAR-SEASON STATISTICS (RAIDERS)

DATE	OPPONENT		FIELD GOALS				EXTRA POINTS					W/L	SCORE
			FGM	FGA	PCT	LG	XP	XPA	PCT	BLK	PTS		
09/13	Ravens	P	2	2	100.0	55	3	3	100.0	0	9	W	33-27+
2021 TOTALS		1	2	2	100.0	55	3	3	100.0	0	9	1-0	

+ - Overtime



DEREK CARR

4

POSITION: QB
HT/WT: 6-3/210
ACQUIRED: D2-'14
BORN: 03/28/91

RAIDERS SEASON: 8
NFL SEASON: 8
COLLEGE: Fresno State
HOMETOWN: Bakersfield, Calif.

2021: (9/13) vs. Bal.: Finished the contest completing 34-of-56 attempts for 435 yards, recording two TDs against on INT for a passer rating of 89.5...His 435 yards passing are most ever in a Raiders opening game, surpassing Marc Wilson's 346 yards in Week 1 of 1986...His 56 passing attempts are tied for third-most in his career while his 435 passing yards are third-most...Led his 22nd fourth quarter comeback of his career. Carr set the NFL record for most fourth quarter comebacks (21) through a player's first seven seasons in the league.

DEREK CARR'S NFL REGULAR SEASON PASSING/RUSHING STATISTICS

				PASSING											RUSHING				
DATE	TEAM	GP	GS	ATT.	CMP.	PCT.	YDS	AVG.	TD	INT.	LG	SK	LST	RATE	NO.	YDS.	AVG.	LG	TD
2014	Raiders	16	16	599	348	58.1	3,270	5.5	21	12	77t	24	149	76.6	29	92	3.2	41	0
2015	Raiders	16	16	573	350	61.1	3,987	7.0	32	13	68t	31	230	91.1	33	138	4.2	24	0
2016	Raiders	15	15	560	357	63.8	3,937	7.0	28	6	75t	16	79	96.7	39	70	1.8	13	0
2017	Raiders	15	15	515	323	62.7	3,496	6.8	22	13	87t	20	101	86.4	23	66	2.9	32	0
2018	Raiders	16	16	553	381	68.9	4,049	7.3	19	10	66	51	299	93.9	24	47	2.0	15	1
2019	Raiders	16	16	513	361	70.4	4,054	7.9	21	8	75	29	184	100.8	27	82	3.0	15	2
2020	Raiders	16	16	517	348	67.3	4,103	7.9	27	9	85t	26	150	101.4	39	140	3.6	18	3
2021	Raiders	1	1	56	34	60.7	435	7.8	2	1	37	3	26	89.5	4	6	1.5	4	0
TOTALS		111	111	3,886	2,502	64.4	27,331	7.0	172	72	87T	200	1,218	92.1	218	641	2.9	41	6

DEREK CARR'S 2021 GXG REGULAR-SEASON STATISTICS (RAIDERS)

DATE	OPPONENT	P/S	PASSING											RUSHING				W/L	SCORE
			ATT	CMP	YDS	PCT	Y/A	Y/C	TD	INT	LG	SK/YD	RATE	ATT	YDS	LG	TD		
09/13	Ravens	S	56	34	435	60.7	7.8	12.8	2	1	37	3/26	89.5	4	6	4	0	W	33-27+
2021 TOTALS		1-1	56	34	435	60.7	7.8	12.8	2	1	37	3/26	89.5	4	6	4	0	1-0	

+ - Overtime

300-YARD PASSING GAMES (26): REGULAR SEASON

DATE	TEAM	NO.	YDS.	AVG.	LG	TD
10/26/14	at Browns	34	328	9.6	31	1
09/20/15	RAVENS	30	351	11.7	68t	3
09/27/15	at Browns	20	314	15.7	55	2
11/01/15	JETS	23	333	14.5	59t	4
11/08/15	at Steelers	24	301	12.5	38t	4
11/15/15	VIKINGS	29	302	10.4	38	2
11/29/15	at Titans	24	330	13.8	41	3
09/11/16	at Saints	24	319	13.3	43	1
10/09/16	CHARGERS	25	317	12.7	64t	2
10/30/16	at Buccaneers	40	513	12.8	68	4
11/27/16	PANTHERS	26	315	12.1	49	2
10/19/17	CHIEFS	29	417	14.4	45t	3
10/29/17	at Bills	31	313	10.1	40	1
11/05/17	at Dolphins	21	300	14.3	44t	1
09/10/18	RAMS	29	303	10.4	45	0
09/23/18	at Dolphins	27	345	12.8	66	1
09/30/18	BROWNS	35	437	12.5	36	4
12/09/18	STEELERS	25	322	12.9	39	2
12/29/19	at Broncos	29	391	13.5	75	1
10/04/20	BILLS	32	311	9.7	37	2
10/11/20	at Chiefs	22	347	15.8	72t	3
12/06/20	at Jets	28	381	13.6	46t	3
12/13/20	COLTS	31	316	10.2	47t	2
12/26/20	DOLPHINS	21	336	16.0	85t	1
01/03/21	at Broncos	24	371	15.5	57	2
09/13/21	RAVENS	34	435	12.8	37	2



DEREK CARRIER

85

POSITION: TE
HT/WT: 6-3/240
ACQUIRED: UFA-'18 (LAR)
BORN: 07/25/90
RAIDERS SEASON: 4
NFL SEASON: 9
COLLEGE: Beloit
HOMETOWN: Edgerton, Wis.

2021: (9/13) vs. Bal.: Saw action on both offense and special teams in the win.

DEREK CARRIER'S NFL REGULAR SEASON RUSHING/RECEIVING STATISTICS

DATE	TEAM	GP	GS	RECEIVING					RUSHING				
				NO.	YDS.	AVG.	LG	TD	NO.	YDS.	AVG.	LG	TD
2013	49ers	5	0	0	0	0.0	0	0	0	0	0.0	0	0
2014	49ers	11	1	9	105	11.7	23	0	1	2	2.0	2	0
2015	Washington	12	12	17	141	8.3	20	1	0	0	0.0	0	0
2016	Washington	8	0	2	10	5.0	6	0	0	0	0.0	0	0
2017	Washington	0	0	0	0	0.0	0	0	0	0	0.0	0	0
Went from Washington to L.A. Rams.													
2017	Rams	14	3	8	71	8.9	17	0	0	0	0.0	0	0
2017	TOTAL	14	3	8	71	8.9	17	0	0	0	0.0	0	0
2018	Raiders	16	2	7	67	9.6	23	1	0	0	0.0	0	0
2019	Raiders	16	4	13	108	8.3	25	1	1	27	27.0	27	0
2020	Raiders	16	0	1	14	14.0	14	0	0	0	0.0	0	0
2021	Raiders	1	0	0	0	0.0	0	0	0	0	0.0	0	0
NFL TOTALS		99	22	57	516	9.1	25	3	2	29	14.5	27	0

DEREK CARRIER'S NFL REGULAR SEASON RETURN STATISTICS

KICKOFF RETURNS							PUNT RETURNS					
DATE	TEAM	RET.	YDS.	AVG.	LG	TD	NO.	FC	YDS.	AVG.	LG	TD
2013	49ers	0	0	0.0	0	0	0	0	0	0.0	0	0
2014	49ers	0	0	0.0	0	0	0	0	0	0.0	0	0
2015	Washington	0	0	0.0	0	0	0	0	0	0.0	0	0
2016	Washington	0	0	0.0	0	0	0	0	0	0.0	0	0
2017	Washington	0	0	0.0	0	0	0	0	0	0.0	0	0
Went from Washington to							L.A. Rams.					
2017	Rams	3	41	13.7	14	0	0	0	0	0.0	0	0
2017	TOTAL	3	41	13.7	14	0	0	0	0	0.0	0	0
2018	Raiders	0	0	0.0	0	0	0	0	0	0.0	0	0
2019	Raiders	0	0	0.0	0	0	0	0	0	0.0	0	0
2020	Raiders	0	0	0.0	0	0	0	0	0	0.0	0	0
2021	Raiders	0	0	0.0	0	0	0	0	0	0.0	0	0
NFL TOTALS		3	41	13.7	14	0	0	0	0	0.0	0	0

DEREK CARRIER'S 2021 GXG REGULAR-SEASON STATISTICS (RAIDERS)

DATE	OPPONENT	P/S	RECEIVING					RUSHING					W/L	SCORE
			NO.	YDS.	AVG.	LG	TD	NO.	YDS.	AVG.	LG	TD		
09/13	Ravens	P	0	0	0.0	0	0	0	0	0.0	0	0	W	33-27+
2021 TOTALS		1-0	0	0	0.0	0	0	0	0	0.0	0	0	1-0	

+ - Overtime



AJ COLE

6

POSITION: P

HT/WT: 6-4/220

ACQUIRED: FA-'19

BORN: 11/27/95

RAIDERS SEASON: 3

NFL SEASON: 3

COLLEGE: N.C. State

HOMETOWN: College Park, Ga.

2021: (9/13) vs. Bal.: Averaged 52.7 yards, placing two punts inside the 20-yard line.

AJ COLE'S NFL REGULAR SEASON PUNTING STATISTICS

DATE	TEAM	GP	NO.	YDS.	AVG.	OPP. RET.	YDS.	NET YDS.	AVG.	TB	IN20	LG	BK
2019	Raiders	16	67	3,081	46.0	30	318	2,643	39.4	6	33	74	0
2020	Raiders	16	44	1,939	44.1	14	133	1,766	40.1	2	20	63	0
2021	Raiders	1	6	316	52.7	4	67	249	41.5	0	2	67	0
NFL TOTALS		33	117	5,336	45.6	48	518	4,658	39.8	8	55	74	0

AJ COLE'S 2021 GXG REGULAR-SEASON STATISTICS (RAIDERS)

DATE	OPPONENT		NO.	YDS.	AVG.	OPP. RET.	YDS.	NET YDS.	AVG	TB	IN20	LG	BK	W/L	SCORE
09/13	Ravens	P	6	316	52.7	4	67	249	41.5	0	2	67	0	W	33-27+
2021 TOTALS		1	6	316	52.7	4	67	249	41.5	0	2	67	0	1-0	

+ - Overtime



MAXX CROSBY

98

POSITION: DE
HT/WT: 6-5/255
ACQUIRED: D4A-'19
BORN: 08/22/97

RAIDERS SEASON: 3
NFL SEASON: 3
COLLEGE: Eastern Michigan
HOMETOWN: Colleyville, Texas

2021: (9/13) vs. Bal.: Finished with six tackles (four solo) and two sacks...Became just the third Raiders player since 2000 to record at least two sacks in a season opener, joining Benson Mayowa (2019) and Richard Seymour (2009, 2011)...Has recorded 19.0 sacks in just 33 career games, tied for second fewest games to reach the mark (Khalil Mack -33 games, Bill Pickel – 33 games) and trailing only Anthony Smith (23.5 sacks in 31 games)...Marks the fourth multi-sack game of his career.

MAXX CROSBY'S NFL REGULAR SEASON DEFENSIVE STATISTICS

DATE	TEAM	GP	GS	TACKLES						QBH	INTERCEPTIONS					O. FUMB			ST					MISC	
				TK	S	A	TFL	YDS	SK		NO	YDS	LG	TD	PD	FF	FR	YDS	TK	S	A	FF	FR	S	A
2019	Raiders	16	10	46	35	11	16	77	10.0	69.5	14	0	0	0	0	4	4	0	0	1	1	0	0	0	0
2020	Raiders	16	16	39	20	19	14	52	7.0	38.0	13	0	0	0	0	1	0	1	0	0	0	0	0	0	0
2021	Raiders	1	1	6	4	2	2	12	2.0	12.0	5	0	0	0	0	0	0	0	0	0	0	0	0	0	0
NFL TOTALS		33	27	91	59	32	32	141	19.0	119.5	32	0	0	0	0	5	4	1	0	1	1	0	0	0	0

MAXX CROSBY'S 2021 GXG REGULAR-SEASON STATISTICS (RAIDERS)

			TACKLES								INTERCEPTIONS					O. FUMB			ST					MISC		W/L	SCORE
DATE	OPPONENT	P/S	TK	S	A	SK	YDS	TFL	YDS	QBH	NO	YDS	LG	TD	PD	FF	FR	YDS	TK	S	A	FF	FR	S	A		
09/13	Ravens	S	6	4	2	2.0	12.0	2	12	5	0	0	0	0	0	0	0	0	0	0	0	0	0	0	0	W	33-27+
2021 TOTALS			1-1	6	4	2	2.0	12.0	2	12	5	0	0	0	0	0	0	0	0	0	0	0	0	0	0	1-0	

+ - Overtime



DIVINE DEABLO

5

POSITION: LB
HT/WT: 6-3/226
ACQUIRED: D3B - '21
BORN: 08/17/98

RAIDERS SEASON: R
NFL SEASON: R
COLLEGE: Virginia Tech
HOMETOWN: Winston-Salem, N.C.

2021: (9/13) vs. Bal.: Appeared exclusively on special teams in the win.

DIVINE DEABLO'S NFL REGULAR SEASON DEFENSIVE STATISTICS

						TACKLES							INTERCEPTIONS							O. FUMB			ST						MISC	
DATE	TEAM	GP	GS	TK	S	A	TFL	YDS	SK	YDS	QBH	NO	YDS	LG	TD	PD	FF	FR	YDS	TK	S	A	FF	FR	S	A				
2021	Raiders	1	0	0	0	0	0	0	0.0	0.0	0	0	0	0	0	0	0	0	0	0	0	0	0	0	0	0				
NFL TOTALS		1	0	0	0	0	0	0	0.0	0.0	0	0	0	0	0	0	0	0	0	0	0	0	0	0	0	0				

DIVINE DEABLO'S 2021 GXG REGULAR-SEASON STATISTICS (RAIDERS)

			TACKLES							INTERCEPTIONS					O. FUMB			ST					MISC				
DATE	OPPONENT	P/S	TK	S	A	SK	YDS	TFL	YDS	QBH	NO	YDS	LG	TD	PD	FF	FR	YDS	TK	S	A	FF	FR	S	A	W/L	SCORE
09/13	Ravens	P	0	0	0	0.0	0.0	0	0	0	0	0	0	0	0	0	0	0	0	0	0	0	0	0	0	W	33-27+
2021 TOTALS		1-0	0	0	0	0.0	0.0	0	0	0	0	0	0	0	0	0	0	0	0	0	0	0	0	0	0	1-0	

+ - Overtime



KENYAN DRAKE

23

POSITION: RB
HT/WT: 6-1/211
ACQUIRED: UFA-'21 (ARI.)
BORN: 01/26/94
RAIDERS SEASON: 1
NFL SEASON: 6
COLLEGE: Alabama
HOMETOWN: Powder Springs, Ga.

2021: (9/13) vs. Bal.: Recorded five receptions for 59 yards (11.8 avg.) with a 21-yard long and added six carries for 11 yards.

KENYAN DRAKE'S NFL REGULAR SEASON RUSHING/RECEIVING STATISTICS

RUSHING									RECEIVING				
DATE	TEAM	GP	GS	NO.	YDS.	AVG.	LG	TD	NO.	YDS.	AVG.	LG	TD
2016	Dolphins	16	1	33	179	5.4	45t	2	9	46	5.1	9	0
2017	Dolphins	16	6	133	644	4.8	66t	3	32	239	7.5	47	1
2018	Dolphins	16	7	120	535	4.5	54t	4	53	477	9.0	52t	5
2019	Dolphins	6	2	47	174	3.7	11	0	22	174	7.9	26	0
Went from Miami to Arizona.													
2019	Cardinals	8	8	123	643	5.2	80t	8	28	171	6.1	21	0
2019	TOTAL	14	10	170	817	4.8	80t	8	50	345	6.9	26	0
2020	Cardinals	15	13	239	955	4.0	69t	10	25	137	5.5	18	0
2021	Raiders	1	0	6	11	1.8	6	0	5	59	11.8	21	0
NFL TOTALS		78	37	701	3,141	4.5	80T	27	174	1,303	7.5	52T	6

KENYAN DRAKE'S NFL REGULAR SEASON RETURN STATISTICS

KICKOFF RETURNS							PUNT RETURNS					
DATE	TEAM	RET.	YDS.	AVG.	LG	TD	NO.	FC	YDS.	AVG.	LG	TD
2016	Dolphins	13	397	30.5	96t	1	0	0	0	0.0	0	0
2017	Dolphins	7	147	21.0	34	0	0	0	0	0.0	0	0
2018	Dolphins	10	213	21.3	26	0	0	0	0	0.0	0	0
2019	Dolphins	1	15	15.0	15	0	0	0	0	0.0	0	0
Went from Miami to Arizona.												
2019	Cardinals	0	0	0.0	0	0	0	0	0	0.0	0	0
2019	TOTAL	1	15	15.0	15	0	0	0	0	0.0	0	0
2020	Cardinals	0	0	0.0	0	0	0	0	0	0.0	0	0
2021	Raiders	0	0	0.0	0	0	0	0	0	0.0	0	0
NFL TOTALS		31	772	24.9	96T	1	0	0	0	0.0	0	0


100-YARD RUSHING GAMES (7): REGULAR SEASON

DATE	TEAM	ATT.	YDS.	AVG.	LG	TD
12/03/17	BRONCOS	23	120	5.2	42t	1
12/11/17	PATRIOTS	25	114	4.6	31	0
10/31/19	49ERS	15	110	7.3	36	1
12/15/19	BROWNS	22	137	6.2	21	4
12/22/19	at Seahawks	24	166	6.9	80t	2
10/19/20	at Cowboys	20	164	8.2	69t	2
11/15/20	BILLS	16	100	6.3	20	0

KENYAN DRAKE'S 2021 GXG REGULAR-SEASON STATISTICS (RAIDERS)

			RUSHING					RECEIVING						
DATE	OPPONENT	P/S	NO.	YDS.	AVG.	LG	TD	NO.	YDS.	AVG.	LG	TD	W/L	SCORE
09/13	Ravens	P	6	11	1.8	6	0	5	59	11.8	21	0	W	33-27+
2021 TOTALS		1-0	6	11	1.8	6	0	5	59	11.8	21	0	1-0	

+ - Overtime



BRYAN EDWARDS

89

POSITION: WR
HT/WT: 6-3/215
ACQUIRED: D3B-'20
BORN: 11/13/98

RAIDERS SEASON: 2
NFL SEASON: 2
COLLEGE: South Carolina
HOMETOWN: Conway, S.C.

2021: (9/13) vs. Bal.: Recorded four receptions for 81 yards with a 32-yard long in the win.

BRYAN EDWARDS' NFL REGULAR SEASON RUSHING/RECEIVING STATISTICS

DATE	TEAM	GP	GS	RECEIVING					RUSHING				
				NO.	YDS.	AVG.	LG	TD	NO.	YDS.	AVG.	LG	TD
2020	Raiders	12	3	11	193	17.5	34	1	0	0	0.0	0	0
2021	Raiders	1	1	4	81	20.3	32	0	0	0	0.0	0	0
NFL TOTALS		13	4	15	274	18.3	34	1	0	0	0.0	0	0


BRYAN EDWARDS' NFL REGULAR SEASON RETURN STATISTICS

KICKOFF RETURNS							PUNT RETURNS					
DATE	TEAM	RET.	YDS.	AVG.	LG	TD	NO.	FC	YDS.	AVG.	LG	TD
2020	Raiders	0	0	0.0	0	0	0	0	0	0.0	0	0
2021	Raiders	0	0	0.0	0	0	0	0	0	0.0	0	0
NFL TOTALS		0	0	0.0	0	0	0	0	0	0.0	0	0

BRYAN EDWARDS' 2021 GXG REGULAR-SEASON STATISTICS (RAIDERS)

DATE	OPPONENT	P/S	RECEIVING					RUSHING					W/L	SCORE
			NO.	YDS.	AVG.	LG	TD	NO.	YDS.	AVG.	LG	TD		
09/13	Ravens	S	4	81	20.3	32	0	0	0	0.0	0	0	W	33-27+
2021 TOTALS		1-1	4	81	20.3	32	0	0	0	0.0	0	0	1-0	

+ - Overtime



JERMAINE ELUEMUNOR

72

POSITION: OL
HT/WT: 6-4/335
ACQUIRED: FA-'21
BORN: 12/13/94

RAIDERS SEASON: 1
NFL SEASON: 5
COLLEGE: Texas A&M
HOMETOWN: Rockaway, N.J.

2021: (9/13) vs. Bal.: Filled in at right guard due to injuries on the line...Helped allow QB Derek Carr to record 435 passing yards, marking the third-most of his career.

JERMAINE ELUEMUNOR'S NFL REGULAR SEASON STATISTICS

DATE	TEAM	GP	GS
2017	Ravens	8	2
2018	Ravens	9	1
2019	Ravens	0	0
Went from Baltimore to New England .			
2019	Patriots	10	0
2019	TOTAL	10	0
2020	Patriots	12	8
2021	Dolphins	0	0
NFL TOTALS		39	11

JERMAINE ELUEMUNOR'S 2021 GXG REGULAR-SEASON STATISTICS (DOLPHINS)

DATE	OPPONENT	P/S	W/L	SCORE
09/12	at Patriots		W	17-16
2021 TOTALS		0-0	1-0	



CLELIN FERRELL

99

POSITION: DE
HT/WT: 6-4/265
ACQUIRED: D1A-'19
BORN: 05/17/97

RAIDERS SEASON: 3
NFL SEASON: 3
COLLEGE: Clemson
HOMETOWN: Richmond, Va.

2021: (9/13) vs. Bal.: Inactive.

CLELIN FERRELL'S NFL REGULAR SEASON DEFENSIVE STATISTICS

DATE	TEAM	GP	GS	TACKLES							QBH	INTERCEPTIONS					O. FUMB			ST					MISC	
				TK	S	A	TFL	YDS	SK	YDS		NO	YDS	LG	TD	PD	FF	FR	YDS	TK	S	A	FF	FR	S	A
2019	Raiders	15	15	38	24	14	8	39	4.5	35.0	8	0	0	0	0	5	0	1	0	0	0	0	0	0	0	0
2020	Raiders	11	11	27	18	9	3	4	2.0	7.0	10	0	0	0	0	3	2	0	0	0	0	0	0	0	0	0
2021	Raiders	0	0	0	0	0	0	0	0.0	0.0	0	0	0	0	0	0	0	0	0	0	0	0	0	0	0	0
NFL TOTALS		26	26	65	42	23	11	43	6.5	42.0	18	0	0	0	0	8	2	1	0	0	0	0	0	0	0	0

CLELIN FERRELL'S 2021 GXG REGULAR-SEASON STATISTICS (RAIDERS)

			TACKLES								INTERCEPTIONS					O. FUMB			ST					MISC				
DATE	OPPONENT	P/S	TK	S	A	SK	YDS	TFL	YDS	QBH	NO	YDS	LG	TD	PD	FF	FR	YDS	TK	S	A	FF	FR	S	A	W/L	SCORE	
09/13	Ravens		ON INACTIVE LIST																									
2021 TOTALS			0	0	0	0.0	0.0	0	0	0	0	0	0	0	0	0	0	0	0	0	0	0	0	0	0	0	1-0	33-27+
+ - Overtime																												



TYREE GILLESPIE

37

POSITION: S
HT/WT: 6-0/207
ACQUIRED: D4 - '21
BORN: 05/09/97
RAIDERS SEASON: R
NFL SEASON: R
COLLEGE: Missouri
HOMETOWN: Ocala, Fla.

2021: (9/13) vs. Bal.: Made his NFL debut, appearing exclusively on special teams.

TYREE GILLESPIE'S NFL REGULAR SEASON DEFENSIVE STATISTICS

				TACKLES								INTERCEPTIONS							O. FUMB			ST					MISC	
DATE	TEAM	GP	GS	TK	S	A	TFL	YDS	SK	YDS	QBH	NO	YDS	LG	TD	PD	FF	FR	YDS	TK	S	A	FF	FR	S	A		
2021	Raiders	1	0	0	0	0	0	0	0.0	0.0	0	0	0	0	0	0	0	0	0	0	0	0	0	0	0	0		
NFL TOTALS		1	0	0	0	0	0	0	0.0	0.0	0	0	0	0	0	0	0	0	0	0	0	0	0	0	0	0		

TYREE GILLESPIE'S 2021 GXG REGULAR-SEASON STATISTICS (RAIDERS)

			TACKLES							INTERCEPTIONS					O. FUMB			ST					MISC		W/L	SCORE	
DATE	OPPONENT	P/S	TK	S	A	SK	YDS	TFL	YDS	QBH	NO	YDS	LG	TD	PD	FF	FR	YDS	TK	S	A	FF	FR	S			A
09/13	Ravens	P	0	0	0	0.0	0.0	0	0	0	0	0	0	0	0	0	0	0	0	0	0	0	0	0	0	W	33-27+
2021 TOTALS		1-0	0	0	0	0.0	0.0	0	0	0	0	0	0	0	0	0	0	0	0	0	0	0	0	0	0	1-0	

+ - Overtime



DENZELLE GOOD

71

POSITION: G

HT/WT: 6-5/340

ACQUIRED: W - '18 (IND.)

BORN: 08/03/91

RAIDERS SEASON: 4

NFL SEASON: 7

COLLEGE: Mars Hill

HOMETOWN: Gaffney, S.C.

2021: (9/13) vs. Bal.: Started at right guard before exiting early with an injury.

DENZELLE GOOD'S NFL REGULAR SEASON STATISTICS

DATE	TEAM	GP	GS
2015	Colts	6	4
2016	Colts	12	10
2017	Colts	6	5
2018	Colts	2	1
2018	Raiders	4	3
2018	TOTAL	6	4
2019	Raiders	16	5
2020	Raiders	15	14
2021	Raiders	1	1
NFL TOTALS		62	43

Went from Indianapolis to Oakland.

DENZELLE GOOD'S 2021 GXG REGULAR-SEASON STATISTICS (RAIDERS)

DATE	OPPONENT	P/S	W/L	SCORE
09/13	Ravens	S	W	33-27+
2021 TOTALS		1-1	1-0	

+ - Overtime



JOHNATHAN HANKINS

90

POSITION: DT
HT/WT: 6-3/340
ACQUIRED: FA-'18
BORN: 03/30/92
RAIDERS SEASON: 4
NFL SEASON: 9
COLLEGE: Ohio State
HOMETOWN: Dearborn Heights, Mich.
2021: (9/13) vs. Bal.: Finished with two tackles on defense.

JOHNATHAN HANKINS' NFL REGULAR SEASON DEFENSIVE STATISTICS

DATE	TEAM	GP	GS	TACKLES								INTERCEPTIONS						O. FUMB			ST						MISC	
				TK	S	A	TFL	YDS	SK	YDS	QBH	NO	YDS	LG	TD	PD	FF	FR	YDS	TK	S	A	FF	FR	S	A	S	A
2013	Giants	11	0	16	9	7	2	2	0.0	0.0	2	0	0	0	0	0	0	0	0	0	0	0	0	0	0	0	0	0
2014	Giants	16	16	51	30	21	8	37	7.0	53.0	13	0	0	0	0	3	1	0	0	0	0	0	0	0	0	0	0	0
2015	Giants	9	9	30	21	9	1	0	0.0	0.0	2	0	0	0	0	1	1	0	0	0	0	0	0	0	0	0	0	0
2016	Giants	16	16	43	29	14	8	6	3.0	16.5	10	0	0	0	0	0	1	0	0	0	0	0	0	0	0	0	0	0
2017	Colts	15	15	44	24	20	4	7	2.0	3.0	5	0	0	0	0	3	0	0	0	0	0	0	0	0	0	0	0	0
2018	Raiders	15	14	36	21	15	4	9	0.0	0.0	2	0	0	0	0	0	0	2	0	0	0	0	0	0	0	0	0	0
2019	Raiders	16	16	50	28	22	7	13	1.5	7.5	6	0	0	0	0	1	0	0	0	0	0	0	0	0	0	0	0	0
2020	Raiders	16	16	48	27	21	1	9	1.0	9.0	4	0	0	0	0	0	0	1	0	0	0	0	0	0	0	0	0	0
2021	Raiders	1	1	2	0	2	0	0	0.0	0.0	0	0	0	0	0	0	0	0	0	0	0	0	0	0	0	0	0	0
NFL TOTALS		115	103	320	189	131	35	83	14.5	89.0	44	0	0	0	0	8	3	3	0	0	0	0	0	0	0	0	0	0

JOHNATHAN HANKINS' 2021 GXG REGULAR-SEASON STATISTICS (RAIDERS)

			TACKLES							INTERCEPTIONS					O. FUMB			ST					MISC				
DATE	OPPONENT	P/S	TK	S	A	SK	YDS	TFL	YDS	QBH	NO	YDS	LG	TD	PD	FF	FR	YDS	TK	S	A	FF	FR	S	A	W/L	SCORE
09/13	Ravens	S	2	0	2	0.0	0.0	0	0	0	0	0	0	0	0	0	0	0	0	0	0	0	0	0	0	W	33-27+
2021 TOTALS		1-1	2	0	2	0.0	0.0	0	0	0	0	0	0	0	0	0	0	0	0	0	0	0	0	0	0	1-0	

+ - Overtime



CASEY HAYWARD JR.

29

POSITION: CB

HT/WT: 5-11/192

ACQUIRED: UFA -'21 (LAC)

BORN: 09/09/89

RAIDERS SEASON: 1

NFL SEASON: 10

COLLEGE: Vanderbilt

HOMETOWN: Perry, Ga.

2021: (9/13) vs. Bal.: Made his Raiders debut at cornerback, recording two tackles (two solo) in the win.

CASEY HAYWARD JR.'S NFL REGULAR SEASON DEFENSIVE STATISTICS

			TACKLES									INTERCEPTIONS						O. FUMB				ST					MISC	
DATE	TEAM	GP	GS	TK	S	A	TFL	YDS	SK	YDS	QBH	NO	YDS	LG	TD	PD	FF	FR	YDS	TK	S	A	FF	FR	S	A		
2012	Packers	16	7	48	35	13	1	0	0.0	0.0	1	6	81	24	0	20	1	0	0	5	5	0	0	0	0	0	0	
2013	Packers	3	1	8	5	3	0	0	0.0	0.0	0	0	0	0	0	0	0	0	0	0	0	0	0	0	0	0		
2014	Packers	16	1	36	28	8	2	4	0.0	0.0	1	3	113	82t	1	7	0	2	49	6	5	1	0	0	0	0		
2015	Packers	16	11	63	55	8	3	5	0.0	0.0	1	0	0	0	0	7	0	0	0	2	1	1	0	0	0	0		
2016	Chargers	16	14	57	50	7	1	2	0.0	0.0	0	7	102	31	1	20	0	0	0	1	1	0	0	0	0	0		
2017	Chargers	16	16	40	33	7	2	4	0.0	0.0	0	4	7	7	0	22	1	2	11	0	0	0	0	0	0	0		
2018	Chargers	16	16	46	41	5	1	2	0.0	0.0	0	0	0	0	0	8	0	0	0	0	0	0	0	0	0	0		
2019	Chargers	16	16	32	28	4	0	0	0.0	0.0	0	2	37	37	0	8	0	0	0	0	0	0	0	0	0	0		
2020	Chargers	14	13	41	36	5	0	0	0.0	0.0	0	1	9	9	0	8	0	0	0	0	0	0	0	0	0	0		
2021	Raiders	1	1	2	2	0	0	0	0.0	0.0	0	0	0	0	0	0	0	0	0	0	0	0	0	0	0	0		
NFL TOTALS		130	96	373	313	60	10	17	0.0	0.0	3	23	349	82T	2	100	2	4	60	14	12	2	0	0	0	0		

CASEY HAYWARD JR.'S 2021 GXG REGULAR-SEASON STATISTICS (RAIDERS)

			TACKLES								INTERCEPTIONS						O. FUMB			ST						MISC			
DATE	OPPONENT	P/S	TK	S	A	SK	YDS	TFL	YDS	QBH	NO	YDS	LG	TD	PD	FF	FR	YDS	TK	S	A	FF	FR	S	A	W/L	SCORE		
09/13	Ravens	S	2	2	0	0.0	0.0	0	0	0	0	0	0	0	0	0	0	0	0	0	0	0	0	0	0	W	33-27+		
2021 TOTALS		1-1	2	2	0	0.0	0.0	0	0	0	0	0	0	0	0	0	0	0	0	0	0	0	0	0	0	1-0			
+ - Overtime																													

+ - Overtime



NATE HOBBS

39

POSITION: CB
HT/WT: 6-1/196
ACQUIRED: D5 - '21
BORN: 06/24/99
RAIDERS SEASON: R
NFL SEASON: R
COLLEGE: Illinois
HOMETOWN: Louisville, Ky.

2021: (9/13) vs. Bal.: Made his NFL debut, recording two tackles in the win.

NATE HOBBS' NFL REGULAR SEASON DEFENSIVE STATISTICS

		TACKLES										INTERCEPTIONS							O. FUMB				ST					MISC	
DATE	TEAM	GP	GS	TK	S	A	TFL	YDS	SK	YDS	QBH	NO	YDS	LG	TD	PD	FF	FR	YDS	TK	S	A	FF	FR	S	A			
2021	Raiders	1	1	2	2	0	0	0	0.0	0.0	0	0	0	0	0	0	0	0	0	0	0	0	0	0	0	0			
NFL TOTALS		1	1	2	2	0	0	0	0.0	0.0	0	0	0	0	0	0	0	0	0	0	0	0	0	0	0	0			

NATE HOBBS' 2021 GXG REGULAR-SEASON STATISTICS (RAIDERS)

			TACKLES								INTERCEPTIONS					O. FUMB			ST					MISC			
DATE	OPPONENT	P/S	TK	S	A	SK	YDS	TFL	YDS	QBH	NO	YDS	LG	TD	PD	FF	FR	YDS	TK	S	A	FF	FR	S	A	W/L	SCORE
09/13	Ravens	S	2	2	0	0.0	0.0	0	0	0	0	0	0	0	0	0	0	0	0	0	0	0	0	0	0	W	33-27+
2021 TOTALS		1-1	2	2	0	0.0	0.0	0	0	0	0	0	0	0	0	0	0	0	0	0	0	0	0	0	0	1-0	

+ - Overtime



RICHIE INCOGNITO

64

POSITION: G
HT/WT: 6-3/325
ACQUIRED: FA-'19
BORN: 05/07/83

RAIDERS SEASON: 3
NFL SEASON: 14
COLLEGE: Nebraska
HOMETOWN: Bogota, N.J.

2021: (9/13) vs. Bal.: Inactive.

RICHIE INCOGNITO'S NFL REGULAR SEASON STATISTICS

DATE	TEAM	GP	GS
2005	Rams	0	0
2006	Rams	16	16
2007	Rams	4	4
2008	Rams	15	15
2009	Rams	9	9
2009	Bills	3	3
2009	TOTAL	12	12
2010	Dolphins	16	16
2011	Dolphins	15	15
2012	Dolphins	16	16
2013	Dolphins	8	8
2015	Bills	16	16
2016	Bills	16	16
2017	Bills	16	16
2019	Raiders	12	12
2020	Raiders	2	2
2021	Raiders	0	0
NFL TOTALS		164	164


Went from **St. Louis** to **Buffalo**.

RICHIE INCOGNITO'S 2021 GXG REGULAR-SEASON STATISTICS (RAIDERS)

DATE	OPPONENT	P/S	W/L	SCORE
09/13	Ravens		W	33-27+
2021 TOTALS		0-0	1-0	

+ - Overtime

ON INACTIVE LIST



ALEC INGOLD

45

POSITION: FB
HT/WT: 6-1/240
ACQUIRED: FA-'19
BORN: 09/07/96

RAIDERS SEASON: 3
NFL SEASON: 3
COLLEGE: Wisconsin
HOMETOWN: Green Bay, Wis.

2021: (9/13) vs. Bal.: Started in the season opener, recording four receptions for 22 yards.

ALEC INGOLD'S NFL REGULAR SEASON RUSHING/RECEIVING STATISTICS

DATE	TEAM	GP	GS	RUSHING					RECEIVING				
				NO.	YDS.	AVG.	LG	TD	NO.	YDS.	AVG.	LG	TD
2019	Raiders	16	4	10	17	1.7	4	0	6	44	7.3	14	1
2020	Raiders	16	4	3	4	1.3	3	0	12	110	9.2	23	1
2021	Raiders	1	1	0	0	0.0	0	0	4	22	5.5	9	0
NFL TOTALS		33	9	13	21	1.6	4	0	22	176	8.0	23	2

ALEC INGOLD'S NFL REGULAR SEASON RETURN STATISTICS

KICKOFF RETURNS							PUNT RETURNS					
DATE	TEAM	RET.	YDS.	AVG.	LG	TD	NO.	FC	YDS.	AVG.	LG	TD
2019	Raiders	0	0	0.0	0	0	0	0	0	0.0	0	0
2020	Raiders	0	0	0.0	0	0	0	0	0	0.0	0	0
2021	Raiders	0	0	0.0	0	0	0	0	0	0.0	0	0
NFL TOTALS		0	0	0.0	0	0	0	0	0	0.0	0	0

ALEC INGOLD'S 2021 GXG REGULAR-SEASON STATISTICS (RAIDERS)

DATE	OPPONENT	P/S	RUSHING					RECEIVING					W/L	SCORE
			NO.	YDS.	AVG.	LG	TD	NO.	YDS.	AVG.	LG	TD		
09/13	Ravens	S	0	0	0.0	0	0	4	22	5.5	9	0	W	33-27+
2021 TOTALS		1-1	0	0	0.0	0	0	4	22	5.5	9	0	1-0	

+ - Overtime



JOSH JACOBS

28

POSITION: RB
HT/WT: 5-10/220
ACQUIRED: D1B-'19
BORN: 11/02/98
RAIDERS SEASON: 3
NFL SEASON: 3
COLLEGE: Alabama
HOMETOWN: Tulsa, Okla.

2021: (9/13) vs. Bal.: Finished the contest with 10 carries for 34 yards with two TDs, marking his eighth multi-TD rushing performance of his career.

JOSH JACOBS' NFL REGULAR SEASON RUSHING/RECEIVING STATISTICS

DATE	TEAM	GP	GS	RUSHING					RECEIVING				
				NO.	YDS.	AVG.	LG	TD	NO.	YDS.	AVG.	LG	TD
2019	Raiders	13	13	242	1,150	4.8	51	7	20	166	8.3	28	0
2020	Raiders	15	15	273	1,065	3.9	28t	12	33	238	7.2	29	0
2021	Raiders	1	1	10	34	3.4	15t	2	1	6	6.0	6	0
NFL TOTALS		29	29	525	2,249	4.3	51	21	54	410	7.6	29	0

JOSH JACOBS' NFL REGULAR SEASON RETURN STATISTICS

KICKOFF RETURNS							PUNT RETURNS					
DATE	TEAM	RET.	YDS.	AVG.	LG	TD	NO.	FC	YDS.	AVG.	LG	TD
2019	Raiders	0	0	0.0	0	0	0	0	0	0.0	0	0
2020	Raiders	0	0	0.0	0	0	0	0	0	0.0	0	0
2021	Raiders	0	0	0.0	0	0	0	0	0	0.0	0	0
NFL TOTALS		0	0	0.0	0	0	0	0	0	0.0	0	0

100-YARD RUSHING GAMES (7): REGULAR SEASON

DATE	TEAM	ATT.	YDS.	AVG.	LG	TD
10/06/19	BEARS	26	123	4.7	21	2
10/20/19	at Packers	21	124	5.9	42	0
11/03/19	LIONS	28	120	4.3	17	2
11/17/19	BENGALS	23	112	4.9	21	0
12/01/19	at Chiefs	17	104	6.1	35	0
11/01/20	at Browns	31	129	4.2	16	0
11/15/20	BRONCOS	21	112	5.3	24	2

JOSH JACOBS' 2021 GXG REGULAR-SEASON STATISTICS (RAIDERS)

DATE	OPPONENT	P/S	RUSHING					RECEIVING					W/L	SCORE
			NO.	YDS.	AVG.	LG	TD	NO.	YDS.	AVG.	LG	TD		
09/13	Ravens	S	10	34	3.4	15t	2	1	6	6.0	6	0	W	33-27+
2021 TOTALS		1-1	10	34	3.4	15T	2	1	6	6.0	6	0	1-0	

+ - Overtime



ANDRE JAMES

68

POSITION: C
HT/WT: 6-4/300
ACQUIRED: FA-'19
BORN: 02/05/97

RAIDERS SEASON: 3
NFL SEASON: 3
COLLEGE: UCLA
HOMETOWN: Herriman, Utah

2021: (9/13) vs. Bal.: Started at center in the season opener..Helped allow QB Derek Carr to record 435 passing yards, marking the third-most of his career.

ANDRE JAMES' NFL REGULAR SEASON STATISTICS

DATE	TEAM	GP	GS
2019	Raiders	12	1
2020	Raiders	16	0
2021	Raiders	1	1
NFL TOTALS		29	2

ANDRE JAMES' 2021 GXG REGULAR-SEASON STATISTICS (RAIDERS)

DATE	OPPONENT	P/S	W/L	SCORE
09/13	Ravens	S	W	33-27+
2021 TOTALS		1-1	1-0	

+ - Overtime



QUINTON JEFFERSON

77

POSITION: DT

HT/WT: 6-4/291

ACQUIRED: UFA-'21 (BUF.)

BORN: 03/31/93

RAIDERS SEASON: 1

NFL SEASON: 6

COLLEGE: Maryland

HOMETOWN: Pittsburgh, Pa.

2021: (9/13) vs. Bal.: Started in his Raiders debut, recording five tackles (four solo) and one forced fumble.

QUINTON JEFFERSON'S NFL REGULAR SEASON DEFENSIVE STATISTICS

				TACKLES								INTERCEPTIONS						O. FUMB			ST						MISC	
DATE	TEAM	GP	GS	TK	S	A	TFL	YDS	SK	YDS	QBH	NO	YDS	LG	TD	PD	FF	FR	YDS	TK	S	A	FF	FR	S	A		
2016	Seahawks	3	0	1	0	1	0	0	0.0	0.0	0	0	0	0	0	0	0	0	0	0	0	0	0	0	0	0		
2017	Rams	0	0	0	0	0	0	0	0.0	0.0	0	0	0	0	0	0	0	0	0	0	0	0	0	0	0	0		
Went from L.A. Rams to Seattle.																												
2017	Seahawks	6	0	7	6	1	1	8	1.0	8.0	4	0	0	0	0	0	0	0	0	0	0	0	0	0	0	0		
2017	TOTAL	6	0	7	6	1	1	8	1.0	8.0	4	0	0	0	0	0	0	0	0	0	0	0	0	0	0	0		
2018	Seahawks	16	12	25	15	10	5	24	3.0	24.0	15	0	0	0	0	2	0	1	0	0	0	0	0	0	0	0		
2019	Seahawks	14	10	26	14	12	4	23	3.5	24.0	10	0	0	0	0	3	0	1	20	0	0	0	0	0	0	0		
2020	Bills	16	3	23	14	9	3	17	3.0	24.0	6	0	0	0	0	1	1	1	0	0	0	0	0	0	0	0		
2021	Raiders	1	1	5	1	4	0	0	0.0	0.0	0	0	0	0	0	0	1	0	0	0	0	0	0	0	0	0		
NFL TOTALS		56	26	87	50	37	13	72	10.5	80.0	35	0	0	0	0	6	2	3	20	0	0	0	0	0	0	0		

QUINTON JEFFERSON'S 2021 GXG REGULAR-SEASON STATISTICS (RAIDERS)

DATE	OPPONENT	P/S	TACKLES							INTERCEPTIONS							O. FUMB			ST					MISC		SCORE
			TK	S	A	SK	YDS	TFL	YDS	QBH	NO	YDS	LG	TD	PD	FF	FR	YDS	TK	S	A	FF	FR	S	A	W/L	
09/13	Ravens	S	5	1	4	0.0	0.0	0	0	0	0	0	0	0	0	1	0	0	0	0	0	0	0	0	0	W	33-27+
2021 TOTALS		1-1	5	1	4	0.0	0.0	0	0	0	0	0	0	0	0	1	0	0	0	0	0	0	0	0	0	1-0	

+ - Overtime



ZAY JONES

7

POSITION: WR
HT/WT: 6-2/200
ACQUIRED: TR -'19 (BUF.)
BORN: 03/30/95
RAIDERS SEASON: 3
NFL SEASON: 5
COLLEGE: East Carolina
HOMETOWN: Austin, Texas

2021: (9/13) vs. Bal.: Recorded the game-winning TD in OT on a 31-yard pass from QB Derek Carr...Finished with two receptions for 46 yards.

ZAY JONES' NFL REGULAR SEASON RUSHING/RECEIVING STATISTICS

DATE	TEAM	GP	GS	RECEIVING					RUSHING				
				NO.	YDS.	AVG.	LG	TD	NO.	YDS.	AVG.	LG	TD
2017	Bills	15	10	27	316	11.7	33	2	0	0	0.0	0	0
2018	Bills	16	15	56	652	11.6	57	7	1	0	0.0	0	0
2019	Bills	5	2	7	69	9.9	23	0	0	0	0.0	0	0
Went from Buffalo to Oakland .													
2019	Raiders	10	7	20	147	7.4	16	0	1	3	3.0	3	0
2019	TOTAL	15	9	27	216	8.0	23	0	1	3	3.0	3	0
2020	Raiders	16	2	14	154	11.0	37	1	0	0	0.0	0	0
2021	Raiders	1	0	2	46	23.0	31t	1	0	0	0.0	0	0
NFL TOTALS		63	36	126	1,384	11.0	57	11	2	3	1.5	3	0

ZAY JONES' 2021 GXG REGULAR-SEASON STATISTICS (RAIDERS)

DATE	OPPONENT	P/S	RECEIVING					RUSHING					W/L	SCORE
			NO.	YDS.	AVG.	LG	TD	NO.	YDS.	AVG.	LG	TD		
09/13	Ravens	P	2	46	23.0	31t	1	0	0	0.0	0	0	W	33-27+
2021 TOTALS		1-0	2	46	23.0	31T	1	0	0	0.0	0	0	1-0	

+ - Overtime



MALCOLM KOONCE

51

POSITION: DE
HT/WT: 6-2/249
ACQUIRED: D3A - '21
BORN: 06/06/98

RAIDERS SEASON: R
NFL SEASON: R
COLLEGE: Buffalo
HOMETOWN: Peekskill, N.Y.

2021: (9/13) vs. Bal.: Inactive.

MALCOLM KOONCE'S NFL REGULAR SEASON DEFENSIVE STATISTICS

						TACKLES							INTERCEPTIONS							O. FUMB			ST						MISC	
DATE	TEAM	GP	GS	TK	S	A	TFL	YDS	SK	YDS	QBH	NO	YDS	LG	TD	PD	FF	FR	YDS	TK	S	A	FF	FR	S	A				
2021	Raiders	0	0	0	0	0	0	0	0.0	0.0	0	0	0	0	0	0	0	0	0	0	0	0	0	0	0	0				
NFL TOTALS		0	0	0	0	0	0	0	0.0	0.0	0	0	0	0	0	0	0	0	0	0	0	0	0	0	0	0				

MALCOLM KOONCE'S 2021 GXG REGULAR-SEASON STATISTICS (RAIDERS)

DATE	OPPONENT	P/S	TACKLES							INTERCEPTIONS							O. FUMB			ST					MISC		SCORE
			TK	S	A	SK	YDS	TFL	YDS	QBH	NO	YDS	LG	TD	PD	FF	FR	YDS	TK	S	A	FF	FR	S	A	W/L	
09/13	Ravens										ON INACTIVE LIST																33-27+
2021 TOTALS			0	0	0	0.0	0.0	0	0	0	0	0	0	0	0	0	0	0	0	0	0	0	0	0	0	1-0	
+ - Overtime																											



NICK KWIATKOSKI

44

POSITION: LB
HT/WT: 6-2/242
ACQUIRED: UFA-'20 (CHI.)
BORN: 05/26/93
RAIDERS SEASON: 2
NFL SEASON: 6
COLLEGE: West Virginia
HOMETOWN: Bethel Park, Pa.

2021: (9/13) vs. Bal.: Recorded three tackles on defense, while adding two stops on special teams.

NICK KWIATKOSKI'S NFL REGULAR SEASON DEFENSIVE STATISTICS

				TACKLES								INTERCEPTIONS						O. FUMB				ST					MISC	
DATE	TEAM	GP	GS	TK	S	A	TFL	YDS	SK	YDS	QBH	NO	YDS	LG	TD	PD	FF	FR	YDS	TK	S	A	FF	FR	S	A		
2016	Bears	14	7	42	32	10	3	3	1.0	0.0	1	0	0	0	0	2	0	0	0	2	2	0	1	0	0	0		
2017	Bears	11	6	45	34	11	2	19	2.0	16.0	3	0	0	0	0	2	1	0	0	4	3	1	0	0	0	0		
2018	Bears	16	1	10	8	2	0	0	0.0	0.0	1	0	0	0	0	0	0	0	0	5	4	1	1	0	0	0		
2019	Bears	16	8	68	50	18	8	41	3.0	24.0	3	1	4	4	0	4	1	0	0	8	6	2	0	0	0	0		
2020	Raiders	12	12	81	53	28	3	11	1.0	6.0	2	1	9	9	0	4	1	0	0	0	0	0	0	0	0	0		
2021	Raiders	1	0	3	3	0	1	1	0.0	0.0	0	0	0	0	0	0	0	0	0	2	0	2	0	0	0	0		
NFL TOTALS		70	34	249	180	69	17	75	7.0	46.0	10	2	13	9	0	12	3	0	0	21	15	6	2	0	0	0		

NICK KWIATKOSKI'S 2021 GXG REGULAR-SEASON STATISTICS (RAIDERS)

2021 SEASON TOTALS																										
DATE	OPPONENT	P/S	TACKLES							INTERCEPTIONS					O. FUMB			ST					MISC		W/L	SCORE
			TK	S	A	SK	YDS	TFL	YDS	QBH	NO	YDS	LG	TD	PD	FF	FR	YDS	TK	S	A	FF	FR	S		
09/13	Ravens	P	3	3	0	0.0	0.0	1	1	0	0	0	0	0	0	0	0	2	0	2	0	0	0	0	W	33-27+
2021 TOTALS		1-0	3	3	0	0.0	0.0	1	1	0	0	0	0	0	0	0	0	2	0	2	0	0	0	0	1-0	

+ - Overtime



ALEX LEATHERWOOD

70

POSITION: T

HT/WT: 6-5/312

ACQUIRED: D1 - '21

BORN: 05/01/99

RAIDERS SEASON: R

NFL SEASON: R

COLLEGE: Alabama

HOMETOWN: Pensacola, Fla.

2021: (9/13) vs. Bal.: Made his NFL debut, starting at right tackle...Helped allow QB Derek Carr to record 435 passing yards, marking the third-most of his career.

ALEX LEATHERWOOD'S NFL REGULAR SEASON STATISTICS

DATE	TEAM	GP	GS
2021	Raiders	1	1
NFL TOTALS		1	1

ALEX LEATHERWOOD'S 2021 GXG REGULAR-SEASON STATISTICS (RAIDERS)

DATE	OPPONENT	P/S	W/L	SCORE
09/13	Ravens	S	W	33-27+
2021 TOTALS		1-1	1-0	

+ - Overtime



DALLIN LEAVITT

32

POSITION: S
HT/WT: 5-10/195
ACQUIRED: FA-'18
BORN: 08/08/94
RAIDERS SEASON: 3
NFL SEASON: 3
COLLEGE: Utah State
HOMETOWN: Portland, Ore.

2021: (9/13) vs. Bal.: Appeared on both defense and special teams...Recorded one stop on special teams.

DALLIN LEAVITT'S NFL REGULAR SEASON DEFENSIVE STATISTICS

				TACKLES								INTERCEPTIONS						O. FUMB			ST						MISC	
DATE	TEAM	GP	GS	TK	S	A	TFL	YDS	SK	YDS	QBH	NO	YDS	LG	TD	PD	FF	FR	YDS	TK	S	A	FF	FR	S	A		
2018	Raiders	2	0	0	0	0	0	0	0.0	0.0	0	0	0	0	0	0	0	0	0	1	0	1	0	0	0	0		
2019	Raiders	15	0	2	2	0	0	0	0.0	0.0	0	0	0	0	0	0	0	0	0	8	4	4	0	0	0	0		
2020	Raiders	9	0	7	2	5	0	0	0.0	0.0	0	0	0	0	0	2	0	0	0	3	2	1	0	0	0	0		
2021	Raiders	1	0	0	0	0	0	0	0.0	0.0	0	0	0	0	0	0	0	0	0	1	0	1	0	0	0	0		
NFL TOTALS		27	0	9	4	5	0	0	0.0	0.0	0	0	0	0	0	2	0	0	0	13	6	7	0	0	0	0		

DALLIN LEAVITT'S 2021 GXG REGULAR-SEASON STATISTICS (RAIDERS)

		DATE										OPPONENT										P/S										TACKLES										INTERCEPTIONS										O. FUMB										ST										MISC																			
DATE	OPPONENT	P/S	TK	S	A	SK	YDS	TFL	YDS	QBH	NO	YDS	LG	TD	PD	FF	FR	YDS	TK	S	A	FF	FR	S	A	W/L	SCORE																																																																
09/13	Ravens	P	0	0	0	0.0	0.0	0	0	0	0	0	0	0	0	0	0	0	0	1	0	1	0	0	0	0	W	33-27+																																																															
2021 TOTALS		1-0	0	0	0	0.0	0.0	0	0	0	0	0	0	0	0	0	0	0	0	1	0	1	0	0	0	0	1-0																																																																

+ - Overtime



CORY LITTLETON

42

POSITION: LB

HT/WT: 6-3/228

ACQUIRED: UFA-'20 (LAR)

BORN: 11/18/93

RAIDERS SEASON: 2

NFL SEASON: 6

COLLEGE: Washington

HOMETOWN: Spring Valley, Calif.

2021: (9/13) vs. Bal.: Started in the season opener, tying for the team lead with 10 tackles (five solo).

CORY LITTLETON'S NFL REGULAR SEASON DEFENSIVE STATISTICS

				TACKLES								INTERCEPTIONS						O. FUMB			ST					MISC	
DATE	TEAM	GP	GS	TK	S	A	TFL	YDS	SK	YDS	QBH	NO	YDS	LG	TD	PD	FF	FR	YDS	TK	S	A	FF	FR	S	A	
2016	Rams	16	1	10	5	5	0	0	0.0	0.0	0	0	0	0	0	0	0	0	0	10	10	0	0	0	0	0	0
2017	Rams	16	4	31	19	12	2	7	1.0	6.0	3	1	2	2	0	4	1	0	0	5	4	1	0	0	0	0	0
2018	Rams	16	16	125	90	35	9	50	4.0	43.0	4	3	48	22	1	13	0	0	0	0	0	0	0	0	0	0	0
2019	Rams	16	16	134	78	56	6	42	3.5	25.0	5	2	32	26	0	9	2	4	16	0	0	0	0	0	0	0	0
2020	Raiders	14	14	79	54	25	4	2	0.0	0.0	0	0	0	0	0	0	0	0	0	3	2	1	0	0	0	0	0
2021	Raiders	1	1	10	5	5	0	0	0.0	0.0	0	0	0	0	0	0	0	0	0	0	0	0	0	0	0	0	0
NFL TOTALS		79	52	389	251	138	21	101	8.5	74.0	12	6	82	26	1	26	3	4	16	18	16	2	0	0	0	0	0

CORY LITTLETON'S 2021 GXG REGULAR-SEASON STATISTICS (RAIDERS)

			TACKLES								INTERCEPTIONS					O. FUMB			ST					MISC		W/L	SCORE
DATE	OPPONENT	P/S	TK	S	A	SK	YDS	TFL	YDS	QBH	NO	YDS	LG	TD	PD	FF	FR	YDS	TK	S	A	FF	FR	S	A		
09/13	Ravens	S	10	5	5	0.0	0.0	0	0	0	0	0	0	0	0	0	0	0	0	0	0	0	0	0	0	W	33-27+
2021 TOTALS		1-1	10	5	5	0.0	0.0	0	0	0	0	0	0	0	0	0	0	0	0	0	0	0	0	0	0	1-0	

+ - Overtime



MARCUS MARIOTA

8

POSITION: QB
HT/WT: 6-4/222
ACQUIRED: UFA-'20 (TEN.)
BORN: 10/30/93
RAIDERS SEASON: 2
NFL SEASON: 7
COLLEGE: Oregon
HOMETOWN: Honolulu, Hawaii
2021: (9/13) vs. Bal.: Appeared in one snap, carrying the ball for 31 yards.

MARCUS MARIOTA'S NFL REGULAR SEASON PASSING STATISTICS

DATE	TEAM	GP	GS	ATT.	CMP.	PCT.	YDS	AVG.	TD	INT.	LG	SK	LST	RATE
2015	Titans	12	12	370	230	62.2	2,818	7.6	19	10	61t	38	258	91.5
2016	Titans	15	15	451	276	61.2	3,426	7.6	26	9	60	23	156	95.6
2017	Titans	15	15	453	281	62.0	3,232	7.1	13	15	75t	27	173	79.3
2018	Titans	14	13	331	228	68.9	2,528	7.6	11	8	61t	42	243	92.3
2019	Titans	7	6	160	95	59.4	1,203	7.5	7	2	75t	25	162	92.3
2020	Raiders	1	0	28	17	60.7	226	8.1	1	1	35t	0	0	83.3
2021	Raiders	1	0	0	0	0.0	0	0.0	0	0	0	0	0	0.0
TOTALS		65	61	1,793	1,127	62.9	13,433	7.5	77	45	75T	155	992	89.5

MARCUS MARIOTA'S NFL REGULAR SEASON RUSHING STATISTICS

DATE	TEAM	NO	YD	AVG.	LG	TD
		.	S.			
2015	Titans	34	252	7.4	87t	2
2016	Titans	60	349	5.8	41	2
2017	Titans	60	312	5.2	34t	5
2018	Titans	64	357	5.6	27	2
2019	Titans	24	129	5.4	15	0
2020	Raiders	9	88	9.8	26	1
2021	Raiders	1	31	31.0	31	0
TOTALS		252	1,518	6.0	87T	12

MARCUS MARIOTA'S NFL REGULAR SEASON PASSING/RUSHING STATISTICS

DATE	TEAM	GP	GS	PASSING											RUSHING				
				ATT.	CMP.	PCT.	YDS	AVG.	TD	INT.	LG	SK	LST	RATE	NO.	YDS.	AVG.	LG	TD
2015	Titans	12	12	370	230	62.2	2,818	7.6	19	10	61t	38	258	91.5	34	252	7.4	87t	2
2016	Titans	15	15	451	276	61.2	3,426	7.6	26	9	60	23	156	95.6	60	349	5.8	41	2
2017	Titans	15	15	453	281	62.0	3,232	7.1	13	15	75t	27	173	79.3	60	312	5.2	34t	5
2018	Titans	14	13	331	228	68.9	2,528	7.6	11	8	61t	42	243	92.3	64	357	5.6	27	2
2019	Titans	7	6	160	95	59.4	1,203	7.5	7	2	75t	25	162	92.3	24	129	5.4	15	0
2020	Raiders	1	0	28	17	60.7	226	8.1	1	1	35t	0	0	83.3	9	88	9.8	26	1
2021	Raiders	1	0	0	0	0.0	0	0.0	0	0	0	0	0	0.0	1	31	31.0	31	0
TOTALS		65	61	1,793	1,127	62.9	13,433	7.5	77	45	75T	155	992	89.5	252	1,518	6.0	87T	12

MARCUS MARIOTA'S 2021 GXG REGULAR-SEASON STATISTICS (RAIDERS)

DATE	OPPONENT	P/S	PASSING											RUSHING				W/L	SCORE
			ATT	CMP	YDS	PCT	Y/A	Y/C	TD	INT	LG	SK/YD	RATE	ATT	YDS	LG	TD		
09/13	Ravens	P	0	0	0	0.0	0.0	0.0	0	0	0	0/0	0.0	1	31	31	0	W	33-27+
2021 TOTALS		1-0	0	0	0	0.0	0.0	0.0	0	0	0	0/0	0.0	1	31	31	0	1-0	

+ - Overtime

300-YARD PASSING GAMES (8): REGULAR SEASON

DATE	TEAM	NO.	YDS.	AVG.	LG	TD
09/27/15	COLTS	27	367	13.6	35	2
11/08/15	at Saints	28	371	13.3	61t	4
11/06/16	at Chargers	27	313	11.6	48	3
10/16/17	COLTS	23	306	13.3	53t	1
11/16/17	at Steelers	22	306	13.9	75t	1
09/30/18	EAGLES	30	344	11.5	51	2
11/26/18	at Texans	22	303	13.8	61t	2
09/19/19	at Jaguars	23	304	13.2	47	0



NICK MARTIN

66

POSITION: C

HT/WT: 6-4/295

ACQUIRED: UFA-'21 (HOU.)

BORN: 04/29/93

RAIDERS SEASON: 1

NFL SEASON: 6

COLLEGE: Notre Dame

HOMETOWN: Indianapolis, Ind.

2021: (9/13) vs. Bal.: Appeared exclusively on special teams.


NICK MARTIN'S NFL REGULAR SEASON STATISTICS

DATE	TEAM	GP	GS
2016	Texans	0	0
2017	Texans	14	14
2018	Texans	16	16
2019	Texans	16	16
2020	Texans	16	16
2021	Raiders	1	0
NFL TOTALS		63	62

NICK MARTIN'S 2021 GXG REGULAR-SEASON STATISTICS (RAIDERS)

DATE	OPPONENT	P/S	W/L	SCORE
09/13	Ravens	P	W	33-27+
2021 TOTALS		1-0	1-0	

+ - Overtime



GERALD MCCOY

93

POSITION: DT
HT/WT: 6-4/300
ACQUIRED: FA-'21
BORN: 02/25/88

RAIDERS SEASON: 1
NFL SEASON: 11
COLLEGE: Oklahoma
HOMETOWN: Oklahoma City, Okla.

2021: (9/13) vs. Bal.: Made his Raiders debut, appearing on defense before exiting early due to injury.

GERALD MCCOY'S NFL REGULAR SEASON DEFENSIVE STATISTICS

				TACKLES								INTERCEPTIONS					O. FUMB				ST					MISC	
DATE	TEAM	GP	GS	TK	S	A	TFL	YDS	SK	YDS	QBH	NO	YDS	LG	TD	PD	FF	FR	YDS	TK	S	A	FF	FR	S	A	
2010	Buccaneers	13	13	28	22	6	7	0	3.0	22.0	12	0	0	0	0	5	2	0	0	0	0	0	0	0	0	0	
2011	Buccaneers	6	6	11	10	1	3	0	1.0	6.0	3	0	0	0	0	0	0	0	0	0	0	0	0	0	0	0	
2012	Buccaneers	16	16	30	23	7	9	0	5.0	35.0	15	0	0	0	0	2	1	1	0	0	0	0	0	0	0	0	
2013	Buccaneers	16	16	50	35	15	15	72	9.5	71.5	21	0	0	0	0	4	0	1	12	0	0	0	0	0	0	0	
2014	Buccaneers	13	13	35	28	7	13	67	8.5	60.5	13	0	0	0	0	3	1	0	0	0	0	0	0	0	0	0	
2015	Buccaneers	15	15	34	26	8	8	50	8.5	59.5	17	0	0	0	0	1	0	0	0	0	0	0	0	0	0	0	
2016	Buccaneers	15	15	34	26	8	5	27	7.0	51.0	14	0	0	0	0	5	2	2	0	0	0	0	0	0	0	0	
2017	Buccaneers	15	15	47	33	14	13	52	6.0	34.0	24	0	0	0	0	1	0	0	0	0	0	0	0	0	0	0	
2018	Buccaneers	14	14	28	17	11	6	33	6.0	40.5	21	0	0	0	0	1	0	0	0	0	0	0	0	0	0	0	
2019	Panthers	16	16	37	15	22	7	32	5.0	27.0	13	0	0	0	0	2	0	0	0	0	0	0	0	0	0	0	
Went from Carolina to Tampa Bay.																											
2019	Buccaneers	0	0	0	0	0	0	0	0.0	0.0	0	0	0	0	0	0	0	0	0	0	0	0	0	0	0	0	
2019	TOTAL	16	16	37	15	22	7	32	5.0	27.0	13	0	0	0	0	2	0	0	0	0	0	0	0	0	0	0	
2020	Cowboys	0	0	0	0	0	0	0	0.0	0.0	0	0	0	0	0	0	0	0	0	0	0	0	0	0	0	0	
2021	Raiders	1	0	0	0	0	0	0	0.0	0.0	0	0	0	0	0	0	0	0	0	0	0	0	0	0	0	0	
NFL TOTALS		140	139	334	235	99	86	333	59.5	407.0	153	0	0	0	0	24	6	4	12	0	0	0	0	0	0	0	

GERALD MCCOY'S 2021 GXG REGULAR-SEASON STATISTICS (RAIDERS)

DATE	OPPONENT	P/S	TACKLES								INTERCEPTIONS					O. FUMB			ST					MISC		W/L	SCORE
			TK	S	A	SK	YDS	TFL	YDS	QBH	NO	YDS	LG	TD	PD	FF	FR	YDS	TK	S	A	FF	FR	S	A		
09/13	Ravens	P	0	0	0	0.0	0.0	0	0	0	0	0	0	0	0	0	0	0	0	0	0	0	0	0	0	W	33-27+
2021 TOTALS		1-0	0	0	0	0.0	0.0	0	0	0	0	0	0	0	0	0	0	0	0	0	0	0	0	0	0	1-0	

+ - Overtime



KOLTON MILLER

74

POSITION: T

HT/WT: 6-8/325

ACQUIRED: D1-'18

BORN: 09/10/95

RAIDERS SEASON: 4

NFL SEASON: 4

COLLEGE: UCLA

HOMETOWN: Roseville, Calif.

2021: (9/13) vs. Bal.: Started at left tackle in the win..Helped allow QB Derek Carr to record 435 passing yards, marking the third-most of his career.

KOLTON MILLER'S NFL REGULAR SEASON STATISTICS

DATE	TEAM	GP	GS
2018	Raiders	16	16
2019	Raiders	16	16
2020	Raiders	14	14
2021	Raiders	1	1
NFL TOTALS		47	47

KOLTON MILLER'S 2021 GXG REGULAR-SEASON STATISTICS (RAIDERS)

DATE	OPPONENT	P/S	W/L	SCORE
09/13	Ravens	S	W	33-27+
2021 TOTALS		1-1	1-0	

+ - Overtime



TRE'VON MOEHRIG

25

POSITION: S

HT/WT: 6-1/202

ACQUIRED: D2 - '21

BORN: 06/16/99

RAIDERS SEASON: R

NFL SEASON: R

COLLEGE: TCU

HOMETOWN: Spring Branch, Texas

2021: (9/13) vs. Bal.: Made his NFL debut, starting and recording five tackles (two solo).

TRE'VON MOEHRIG'S NFL REGULAR SEASON DEFENSIVE STATISTICS

		TACKLES										INTERCEPTIONS						O. FUMB			ST						MISC	
DATE	TEAM	GP	GS	TK	S	A	TFL	YDS	SK	YDS	QBH	NO	YDS	LG	TD	PD	FF	FR	YDS	TK	S	A	FF	FR	S	A		
2021	Raiders	1	1	5	2	3	0	0	0.0	0.0	0	0	0	0	0	0	0	0	0	0	0	0	0	0	0	0		
NFL TOTALS		1	1	5	2	3	0	0	0.0	0.0	0	0	0	0	0	0	0	0	0	0	0	0	0	0	0	0		

TRE'VON MOEHRIG'S 2021 GXG REGULAR-SEASON STATISTICS (RAIDERS)

			TACKLES							INTERCEPTIONS					O. FUMB			ST					MISC								
DATE	OPPONENT	P/S	TK	S	A	SK	YDS	TFL	YDS	QBH	NO	YDS	LG	TD	PD	FF	FR	YDS	TK	S	A	FF	FR	S	A	W/L	SCORE				
09/13	Ravens		DID NOT PLAY																											W	33-27+
2021 TOTALS			0	0	0	0.0	0.0	0	0	0	0	0	0	0	0	0	0	0	0	0	0	0	0	0	0	0	1-0				

+ - Overtime



FOSTER MOREAU

87

POSITION: TE
HT/WT: 6-4/250
ACQUIRED: D4C-'19
BORN: 06/05/97

RAIDERS SEASON: 3
NFL SEASON: 3
COLLEGE: LSU
HOMETOWN: New Orleans, La.

2021: (9/13) vs. Bal.: Appeared on both offense and special teams in the win.

FOSTER MOREAU'S NFL REGULAR SEASON RUSHING/RECEIVING STATISTICS

DATE	TEAM	GP	GS	RECEIVING					RUSHING				
				NO.	YDS.	AVG.	LG	TD	NO.	YDS.	AVG.	LG	TD
2019	Raiders	13	7	21	174	8.3	23	5	0	0	0.0	0	0
2020	Raiders	16	2	7	140	20.0	47t	2	0	0	0.0	0	0
2021	Raiders	1	0	0	0	0.0	0	0	0	0	0.0	0	0
NFL TOTALS		30	9	28	314	11.2	47T	7	0	0	0.0	0	0

FOSTER MOREAU'S NFL REGULAR SEASON RETURN STATISTICS

KICKOFF RETURNS							PUNT RETURNS					
DATE	TEAM	RET.	YDS.	AVG.	LG	TD	NO.	FC	YDS.	AVG.	LG	TD
2019	Raiders	0	0	0.0	0	0	0	0	0	0.0	0	0
2020	Raiders	0	0	0.0	0	0	0	0	0	0.0	0	0
2021	Raiders	0	0	0.0	0	0	0	0	0	0.0	0	0
NFL TOTALS		0	0	0.0	0	0	0	0	0	0.0	0	0

FOSTER MOREAU'S 2021 GXG REGULAR-SEASON STATISTICS (RAIDERS)

DATE	OPPONENT	P/S	RECEIVING					RUSHING					W/L	SCORE
			NO.	YDS.	AVG.	LG	TD	NO.	YDS.	AVG.	LG	TD		
09/13	Ravens	P	0	0	0.0	0	0	0	0	0.0	0	0	W	33-27+
2021 TOTALS		1-0	0	0	0.0	0	0	0	0	0.0	0	0	1-0	

+ - Overtime



TRAYVON MULLEN JR.

27

POSITION: CB
HT/WT: 6-2/200
ACQUIRED: D2-'19
BORN: 09/20/97

RAIDERS SEASON: 3
NFL SEASON: 3
COLLEGE: Clemson
HOMETOWN: Fort Lauderdale, Fla.

2021: (9/13) vs. Bal.: Started at cornerback and recorded two tackles in the win.

TRAYVON MULLEN JR.'S NFL REGULAR SEASON DEFENSIVE STATISTICS

				TACKLES								INTERCEPTIONS						O. FUMB			ST						MISC	
DATE	TEAM	GP	GS	TK	S	A	TFL	YDS	SK	YDS	QBH	NO	YDS	LG	TD	PD	FF	FR	YDS	TK	S	A	FF	FR	S	A		
2019	Raiders	16	10	48	40	8	0	0	0.0	0.0	0	1	0	0	0	10	0	0	0	2	2	0	0	0	0	0		
2020	Raiders	16	16	61	54	7	2	2	0.0	0.0	0	2	0	0	0	14	0	0	0	3	2	1	0	0	0	0		
2021	Raiders	1	1	2	2	0	0	0	0.0	0.0	0	0	0	0	0	0	0	0	0	0	0	0	0	0	0	0		
NFL TOTALS		33	27	111	96	15	2	2	0.0	0.0	0	3	0	0	0	24	0	0	0	5	4	1	0	0	0	0		

TRAYVON MULLEN JR.'S 2021 GXG REGULAR-SEASON STATISTICS (RAIDERS)

			TACKLES								INTERCEPTIONS					O. FUMB			ST					MISC			
DATE	OPPONENT	P/S	TK	S	A	SK	YDS	TFL	YDS	QBH	NO	YDS	LG	TD	PD	FF	FR	YDS	TK	S	A	FF	FR	S	A	W/L	SCORE
09/13	Ravens	S	2	2	0	0.0	0.0	0	0	0	0	0	0	0	0	0	0	0	0	0	0	0	0	0	0	W	33-27+
2021 TOTALS		1-1	2	2	0	0.0	0.0	0	0	0	0	0	0	0	0	0	0	0	0	0	0	0	0	0	0	1-0	

+ - Overtime



CARL NASSIB

94

POSITION: DE
HT/WT: 6-7/275
ACQUIRED: UFA-'20 (TB)
BORN: 12/04/93
RAIDERS SEASON: 2
NFL SEASON: 6
COLLEGE: Penn State
HOMETOWN: West Chester, Pa.

2021: (9/13) vs. Bal.: Finsihed with three tackles, one sack and one forced fumble in the season opener...His forced fumble in OT led to the game-winning TD on the next drive.

CARL NASSIB'S NFL REGULAR SEASON DEFENSIVE STATISTICS

				TACKLES								INTERCEPTIONS						O. FUMB			ST						MISC	
DATE	TEAM	GP	GS	TK	S	A	TFL	YDS	SK	YDS	QBH	NO	YDS	LG	TD	PD	FF	FR	YDS	TK	S	A	FF	FR	S	A		
2016	Browns	14	3	20	15	5	2	10	2.5	14.0	7	0	0	0	0	4	0	0	0	0	0	0	0	0	0	0		
2017	Browns	16	12	32	19	13	9	28	3.0	14.0	8	0	0	0	0	5	0	0	0	0	0	0	0	0	0	0		
2018	Buccaneers	15	9	29	22	7	12	60	6.5	46.0	14	0	0	0	0	2	2	0	0	0	0	0	0	0	0	0		
Went from Tampa Bay to Cleveland.																												
2018	Browns	0	0	0	0	0	0	0	0.0	0.0	0	0	0	0	0	0	0	0	0	0	0	0	0	0	0	0		
2018	TOTAL	15	9	29	22	7	12	60	6.5	46.0	14	0	0	0	0	2	2	0	0	0	0	0	0	0	0	0		
2019	Buccaneers	14	8	34	24	10	8	27	6.0	25.0	11	0	0	0	0	0	1	1	0	0	0	0	0	0	0	0		
2020	Raiders	14	5	28	17	11	5	25	2.5	21.0	9	1	23	23	0	5	0	0	0	0	0	0	0	0	0	0		
2021	Raiders	1	0	3	3	0	0	0	1.0	6.0	1	0	0	0	0	0	1	0	0	0	0	0	0	0	0	0		
NFL TOTALS		74	37	146	100	46	36	150	21.5	126.0	50	1	23	23	0	16	4	1	0	0	0	0	0	0	0	0		

CARL NASSIB'S 2021 GXG REGULAR-SEASON STATISTICS (RAIDERS)

DATE	OPPONENT	P/S	TACKLES							INTERCEPTIONS						O. FUMB			ST					MISC		SCORE
			TK	S	A	SK	YDS	TFL	YDS	QBH	NO	YDS	LG	TD	PD	FF	FR	YDS	TK	S	A	FF	FR	S	A	
09/13	Ravens	P	3	3	0	1.0	6.0	0	0	1	0	0	0	0	0	1	0	0	0	0	0	0	0	0	0	33-27+
2021 TOTALS		1-0	3	3	0	1.0	6.0	0	0	1	0	0	0	0	0	1	0	0	0	0	0	0	0	0	0	1-0

+ - Overtime



YANNICK NGAKOUÉ

91

POSITION: DE

HT/WT: 6-2/246

ACQUIRED: UFA -'21 (BAL.)

BORN: 03/31/95

RAIDERS SEASON: 1

NFL SEASON: 6

COLLEGE: Maryland

HOMETOWN: Washington, D.C.

2021: (9/13) vs. Bal.: Started in his Raiders debut, recording four tackles (two solo) and one pass defended before exiting early due to injury.


YANNICK NGAKOUÉ'S NFL REGULAR SEASON DEFENSIVE STATISTICS

				TACKLES								INTERCEPTIONS						O. FUMB			ST					MISC	
DATE	TEAM	GP	GS	TK	S	A	TFL	YDS	SK	YDS	QBH	NO	YDS	LG	TD	PD	FF	FR	YDS	TK	S	A	FF	FR	S	A	
2016	Jaguars	16	15	23	20	3	6	37	8.0	45.0	14	1	9	9	0	2	4	0	0	0	0	0	0	0	0	0	
2017	Jaguars	16	16	30	24	6	10	54	12.0	85.0	23	0	0	0	0	0	6	2	67	0	0	0	0	0	0	0	
2018	Jaguars	16	16	28	25	3	13	69	9.5	62.5	33	0	0	0	0	1	0	0	0	0	0	0	0	0	0	0	
2019	Jaguars	15	15	41	36	5	13	71	8.0	56.0	15	1	23	23t	1	6	4	1	-2	0	0	0	0	0	0	0	
2020	Vikings	6	5	12	12	0	5	9	5.0	26.0	8	0	0	0	0	0	2	0	0	0	0	0	0	0	0	0	
Went from Minnesota to Baltimore.																											
2020	Ravens	9	3	11	11	0	2	8	3.0	17.0	3	0	0	0	0	1	2	0	0	0	0	0	0	0	0	0	
2020	TOTAL	15	8	23	23	0	7	17	8.0	43.0	11	0	0	0	0	1	4	0	0	0	0	0	0	0	0	0	
2021	Raiders	1	1	4	2	2	0	0	0.0	0.0	1	0	0	0	0	1	0	0	0	0	0	0	0	0	0	0	
NFL TOTALS		79	71	149	130	19	49	248	45.5	291.5	97	2	32	23T	1	11	18	3	65	0	0	0	0	0	0	0	

YANNICK NGAKOUÉ'S 2021 GXG REGULAR-SEASON STATISTICS (RAIDERS)

			TACKLES								INTERCEPTIONS					O. FUMB			ST					MISC			
DATE	OPPONENT	P/S	TK	S	A	SK	YDS	TFL	YDS	QBH	NO	YDS	LG	TD	PD	FF	FR	YDS	TK	S	A	FF	FR	S	A	W/L	SCORE
09/13	Ravens	S	4	2	2	0.0	0.0	0	0	1	0	0	0	0	1	0	0	0	0	0	0	0	0	0	0	W	33-27+
2021 TOTALS		1-1	4	2	2	0.0	0.0	0	0	1	0	0	0	0	1	0	0	0	0	0	0	0	0	0	0	1-0	

+ - Overtime



BRANDON PARKER

75

POSITION: T

HT/WT: 6-8/320

ACQUIRED: D3A-'18

BORN: 10/21/95

RAIDERS SEASON: 4

NFL SEASON: 4

COLLEGE: North Carolina A&T

HOMETOWN: Kannapolis, N.C.

2021: (9/13) vs. Bal.: Appeared exclusively on special teams in the win.


BRANDON PARKER'S NFL REGULAR SEASON STATISTICS

DATE	TEAM	GP	GS
2018	Raiders	15	12
2019	Raiders	11	3
2020	Raiders	11	4
2021	Raiders	1	0
NFL TOTALS		38	19

BRANDON PARKER'S 2021 GXG REGULAR-SEASON STATISTICS (RAIDERS)

DATE	OPPONENT	P/S	W/L	SCORE
09/13	Ravens	P	W	33-27+
2021 TOTALS		1-0	1-0	

+ - Overtime



DENZEL PERRYMAN

52

POSITION: ILB
HT/WT: 5-11/240
ACQUIRED: TR -'21
BORN: 05/12/92

RAIDERS SEASON: 1
NFL SEASON: 7
COLLEGE: Miami
HOMETOWN: Coral Gables, Fla.

2021: (9/13) vs. Bal.: Started in his Raiders debut, leading the team with 10 tackles (five solo) and recording one fumble recovery.

DENZEL PERRYMAN'S NFL REGULAR SEASON DEFENSIVE STATISTICS

DATE	TEAM	GP	GS	TACKLES								INTERCEPTIONS					O. FUMB			ST					MISC	
				TK	S	A	TFL	YDS	SK	YDS	QBH	NO	YDS	LG	TD	PD	FF	FR	YDS	TK	S	A	FF	FR	S	A
2015	Chargers	14	9	67	58	9	8	35	2.0	23.0	3	0	0	0	0	0	1	0	0	6	6	0	0	0	0	0
2016	Chargers	12	11	71	55	16	8	25	2.0	8.0	2	1	1	1	0	2	0	0	0	1	1	0	0	0	0	0
2017	Chargers	7	6	37	25	12	1	1	0.0	0.0	0	0	0	0	0	0	0	1	0	0	0	0	0	0	0	0
2018	Chargers	9	9	51	30	21	1	0	0.0	0.0	1	1	16	16	0	2	0	0	0	0	0	0	0	0	0	0
2019	Chargers	14	10	68	51	17	5	7	0.0	0.0	0	1	0	0	0	1	1	0	0	0	0	0	0	0	0	0
2020	Chargers	13	6	48	25	23	3	12	1.0	9.0	2	0	0	0	0	1	1	0	0	0	0	0	0	0	0	0
2021	Panthers	0	0	0	0	0	0	0	0.0	0.0	0	0	0	0	0	0	0	0	0	0	0	0	0	0	0	0
NFL TOTALS		69	51	342	244	98	26	80	5.0	40.0	8	3	17	16	0	6	3	1	0	7	7	0	0	0	0	0

DENZEL PERRYMAN'S 2021 GXG REGULAR-SEASON STATISTICS (PANTHERS)

DATE	OPPONENT	P/S	TACKLES								INTERCEPTIONS					O. FUMB			ST					MISC		W/L	SCORE
			TK	S	A	SK	YDS	TFL	YDS	QBH	NO	YDS	LG	TD	PD	FF	FR	YDS	TK	S	A	FF	FR	S	A		
09/12	Jets														2												
2021 TOTALS			0	0	0	0.0	0.0	0	0	0	0	0	0	0	0	0	0	0	0	0	0	0	0	0	0	1-0	19-14



NATHAN PETERMAN

3

POSITION: QB
HT/WT: 6-2/225
ACQUIRED: FA-'18
BORN: 04/05/94

RAIDERS SEASON: 3
NFL SEASON: 5
COLLEGE: Pittsburgh
HOMETOWN: Jacksonville, Fla.

2021: (9/13) vs. Bal.: Inactive.

NATHAN PETERMAN'S NFL REGULAR SEASON PASSING STATISTICS

DATE	TEAM	GP	GS	ATT.	CMP.	PCT.	YDS	AVG.	TD	INT.	LG	SK	LST	RATE
2017	Bills	4	2	49	24	49.0	252	5.1	2	5	21	1	5	38.4
2018	Bills	4	2	81	44	54.3	296	3.7	1	7	26	7	34	30.7
2019	Raiders	0	0	0	0	0.0	0	0.0	0	0	0	0	0	0.0
2020	Raiders	1	0	5	3	60.0	25	5.0	0	0	12	2	16	72.9
2021	Raiders	0	0	0	0	0.0	0	0.0	0	0	0	0	0	0.0
TOTALS		9	4	135	71	52.6	573	4.2	3	12	26	10	55	34.0

NATHAN PETERMAN'S NFL REGULAR SEASON RUSHING STATISTICS

DATE	TEAM	NO	YD	AVG.	LG	TD
		.	S.			
2017	Bills	7	23	3.3	9	0
2018	Bills	10	50	5.0	24	1
2019	Raiders	0	0	0.0	0	0
2020	Raiders	1	9	9.0	9	0
2021	Raiders	0	0	0.0	0	0
TOTALS		18	82	4.6	24	1

NATHAN PETERMAN'S NFL REGULAR SEASON PASSING/RUSHING STATISTICS

				PASSING											RUSHING				
DATE	TEAM	GP	GS	ATT.	CMP.	PCT.	YDS	AVG.	TD	INT.	LG	SK	LST	RATE	NO.	YDS.	AVG.	LG	TD
2017	Bills	4	2	49	24	49.0	252	5.1	2	5	21	1	5	38.4	7	23	3.3	9	0
2018	Bills	4	2	81	44	54.3	296	3.7	1	7	26	7	34	30.7	10	50	5.0	24	1
2019	Raiders	0	0	0	0	0.0	0	0.0	0	0	0	0	0	0.0	0	0	0.0	0	0
2020	Raiders	1	0	5	3	60.0	25	5.0	0	0	12	2	16	72.9	1	9	9.0	9	0
2021	Raiders	0	0	0	0	0.0	0	0.0	0	0	0	0	0	0.0	0	0	0.0	0	0
TOTALS		9	4	135	71	52.6	573	4.2	3	12	26	10	55	34.0	18	82	4.6	24	1

NATHAN PETERMAN'S 2021 GXG REGULAR-SEASON STATISTICS (RAIDERS)

DATE	OPPONENT	P/S	PASSING											RUSHING				W/L	SCORE
			ATT	CMP	YDS	PCT	Y/A	Y/C	TD	INT	LG	SK/YD	RATE	ATT	YDS	LG	TD		
09/13	Ravens		ON INACTIVE LIST															W	33-27+
2021 TOTALS		0-0	0	0	0	0.0	0.0	0.0	0	0	0	0/0	0.0	0	0	0	0	1-0	

+ - Overtime



DARIUS PHILON

96

POSITION: DT
HT/WT: 6-1/286
ACQUIRED: FA-'21
BORN: 01/22/94

RAIDERS SEASON: 1
NFL SEASON: 5
COLLEGE: Arkansas
HOMETOWN: Mobile, Ala.

2021: (9/13) vs. Bal.: Made his Raiders debut, recording two tackles and one fumble recovery.


DARIUS PHILON'S NFL REGULAR SEASON DEFENSIVE STATISTICS

DATE	TEAM	GP	GS	TACKLES								INTERCEPTIONS						O. FUMB			ST				MISC	
				TK	S	A	TFL	YDS	SK	YDS	QBH	NO	YDS	LG	TD	PD	FF	FR	YDS	TK	S	A	FF	FR	S	A
2015	Chargers	8	0	5	4	1	2	6	0.0	0.0	2	0	0	0	0	1	0	0	0	0	0	0	0	0	0	0
2016	Chargers	14	2	11	7	4	0	0	1.0	0.0	2	0	0	0	0	0	0	0	0	0	0	0	0	0	0	0
2017	Chargers	16	4	31	16	15	7	29	4.5	26.0	9	0	0	0	0	1	1	0	0	0	0	0	0	0	0	0
2018	Chargers	16	13	33	19	14	7	22	4.0	17.5	9	0	0	0	0	0	1	0	0	0	0	0	0	0	0	0
2021	Raiders	1	0	2	1	1	1	3	0.0	0.0	0	0	0	0	0	0	0	1	0	0	0	0	0	0	0	0
NFL TOTALS		55	19	82	47	35	17	60	9.5	43.5	22	0	0	0	0	2	2	1	0	0	0	0	0	0	0	0

DARIUS PHILON'S 2021 GXG REGULAR-SEASON STATISTICS (RAIDERS)

			TACKLES								INTERCEPTIONS					O. FUMB			ST					MISC			
DATE	OPPONENT	P/S	TK	S	A	SK	YDS	TFL	YDS	QBH	NO	YDS	LG	TD	PD	FF	FR	YDS	TK	S	A	FF	FR	S	A	W/L	SCORE
09/13	Ravens	P	2	1	1	0.0	0.0	1	3	0	0	0	0	0	0	0	1	0	0	0	0	0	0	0	0	W	33-27+
2021 TOTALS		1-0	2	1	1	0.0	0.0	1	3	0	0	0	0	0	0	0	1	0	0	0	0	0	0	0	0	1-0	

+ - Overtime



HUNTER RENFROW

13

POSITION: WR
HT/WT: 5-10/185
ACQUIRED: D5-'19
BORN: 12/21/95

RAIDERS SEASON: 3
NFL SEASON: 3
COLLEGE: Clemson
HOMETOWN: Myrtle Beach, S.C.

2021: (9/13) vs. Bal.: Recorded six receptions for 70 yards in the season opener.

HUNTER RENFROW'S NFL REGULAR SEASON RUSHING/RECEIVING STATISTICS

DATE	TEAM	GP	GS	RECEIVING					RUSHING				
				NO.	YDS.	AVG.	LG	TD	NO.	YDS.	AVG.	LG	TD
2019	Raiders	13	4	49	605	12.3	65t	4	0	0	0.0	0	0
2020	Raiders	16	6	56	656	11.7	53	2	0	0	0.0	0	0
2021	Raiders	1	0	6	70	11.7	27	0	0	0	0.0	0	0
NFL TOTALS		30	10	111	1,331	12.0	65T	6	0	0	0.0	0	0

HUNTER RENFROW'S NFL REGULAR SEASON RETURN STATISTICS

KICKOFF RETURNS							PUNT RETURNS					
DATE	TEAM	RET.	YDS.	AVG.	LG	TD	NO.	FC	YDS.	AVG.	LG	TD
2019	Raiders	0	0	0.0	0	0	5	4	38	7.6	13	0
2020	Raiders	0	0	0.0	0	0	23	10	265	11.5	32	0
2021	Raiders	0	0	0.0	0	0	2	1	10	5.0	7	0
NFL TOTALS		0	0	0.0	0	0	30	15	313	10.4	32	0

100-YARD RECEIVING GAMES (2): REGULAR SEASON

DATE	TEAM	NO.	YDS.	AVG.	LG	TD
12/22/19	at Chargers	7	107	15.3	56t	1
12/29/19	at Broncos	6	102	17.0	39	1

HUNTER RENFROW'S 2021 GXG REGULAR-SEASON STATISTICS (RAIDERS)

DATE	OPPONENT	P/S	RECEIVING					RUSHING					W/L	SCORE
			NO.	YDS.	AVG.	LG	TD	NO.	YDS.	AVG.	LG	TD		
09/13	Ravens	P	6	70	11.7	27	0	0	0	0.0	0	0	W	33-27+
2021 TOTALS		1-0	6	70	11.7	27	0	0	0	0.0	0	0	1-0	

+ - Overtime



AMIK ROBERTSON

21

POSITION: CB
HT/WT: 5-9/183
ACQUIRED: D4B-'20
BORN: 06/07/98

RAIDERS SEASON: 2
NFL SEASON: 2
COLLEGE: Louisiana Tech
HOMETOWN: Thibodaux, La.

2021: (9/13) vs. Bal.: Saw limited action on special teams.


AMIK ROBERTSON'S NFL REGULAR SEASON DEFENSIVE STATISTICS

DATE	TEAM	GP	GS	TACKLES							INTERCEPTIONS						O. FUMB			ST					MISC	
				TK	S	A	TFL	YDS	SK	YDS	QBH	NO	YDS	LG	TD	PD	FF	FR	YDS	TK	S	A	FF	FR	S	A
2020	Raiders	9	0	4	3	1	0	0	0.0	0.0	0	0	0	0	0	0	0	0	0	0	0	0	0	0	0	0
2021	Raiders	1	0	0	0	0	0	0	0.0	0.0	0	0	0	0	0	0	0	0	0	0	0	0	0	0	0	0
NFL TOTALS		10	0	4	3	1	0	0	0.0	0.0	0	0	0	0	0	0	0	0	0	0	0	0	0	0	0	0

AMIK ROBERTSON'S 2021 GXG REGULAR-SEASON STATISTICS (RAIDERS)

DATE	OPPONENT	P/S	TACKLES							INTERCEPTIONS						O. FUMB			ST					MISC		SCORE
			TK	S	A	SK	YDS	TFL	YDS	QBH	NO	YDS	LG	TD	PD	FF	FR	YDS	TK	S	A	FF	FR	S	A	
09/13	Ravens	P	0	0	0	0.0	0.0	0	0	0	0	0	0	0	0	0	0	0	0	0	0	0	0	0	0	33-27+
2021 TOTALS		1-0	0	0	0	0.0	0.0	0	0	0	0	0	0	0	0	0	0	0	0	0	0	0	0	0	1-0	

+ - Overtime



HENRY RUGGS III

11

POSITION: WR
HT/WT: 6-0/190
ACQUIRED: D1A-'20
BORN: 01/24/99
RAIDERS SEASON: 2
NFL SEASON: 2
COLLEGE: Alabama
HOMETOWN: Montgomery, Ala.

2021: (9/13) vs. Bal.: Started in the season opener, recording two receptions for 46 yards with a 37-yard long.

HENRY RUGGS III'S NFL REGULAR SEASON RUSHING/RECEIVING STATISTICS

DATE	TEAM	GP	GS	RECEIVING					RUSHING				
				NO.	YDS.	AVG.	LG	TD	NO.	YDS.	AVG.	LG	TD
2020	Raiders	13	12	26	452	17.4	72t	2	9	49	5.4	12	0
2021	Raiders	1	1	2	46	23.0	37	0	0	0	0.0	0	0
NFL TOTALS		14	13	28	498	17.8	72T	2	9	49	5.4	12	0

HENRY RUGGS III'S NFL REGULAR SEASON RETURN STATISTICS

KICKOFF RETURNS							PUNT RETURNS					
DATE	TEAM	RET.	YDS.	AVG.	LG	TD	NO.	FC	YDS.	AVG.	LG	TD
2020	Raiders	7	141	20.1	32	0	0	0	0	0.0	0	0
2021	Raiders	2	33	16.5	20	0	0	0	0	0.0	0	0
NFL TOTALS		9	174	19.3	32	0	0	0	0	0.0	0	0


100-YARD RECEIVING GAMES (1): REGULAR SEASON

DATE	TEAM	NO.	YDS.	AVG.	LG	TD
10/11/20	at Chiefs	2	118	59.0	72t	1

HENRY RUGGS III'S 2021 GXG REGULAR-SEASON STATISTICS (RAIDERS)

DATE	OPPONENT	P/S	RECEIVING					RUSHING					W/L	SCORE
			NO.	YDS.	AVG.	LG	TD	NO.	YDS.	AVG.	LG	TD		
09/13	Ravens	S	2	46	23.0	37	0	0	0	0.0	0	0	W	33-27+
2021 TOTALS		1-1	2	46	23.0	37	0	0	0	0.0	0	0	1-0	

+ - Overtime



TRENT SIEG

47

POSITION: LS
HT/WT: 6-3/240
ACQUIRED: FA-'18
BORN: 05/19/95

RAIDERS SEASON: 4
NFL SEASON: 4
COLLEGE: Colorado State
HOMETOWN: Eaton, Colo.

2021: (9/13) vs. Bal.: Snapped on six punts, two FG attempts and three PATs.

TRENT SIEG'S NFL REGULAR SEASON STATISTICS

DATE	TEAM	GP
2018	Ravens	0
2018	Raiders	15
2018	TOTAL	15
2019	Raiders	16
2020	Raiders	16
2021	Raiders	1
NFL TOTALS		48

Went from **Baltimore** to **Oakland**.

TRENT SIEG'S 2021 GXG REGULAR-SEASON STATISTICS (RAIDERS)

DATE	OPPONENT		W/L	SCORE
09/13	Ravens	P	W	33-27+
2021 TOTALS		1	1-0	

+ - Overtime



JOHN SIMPSON

76

POSITION: G

HT/WT: 6-4/330

ACQUIRED: D4A - '20

BORN: 08/19/97

RAIDERS SEASON: 2

NFL SEASON: 2

COLLEGE: Clemson

HOMETOWN: North Charleston, S.C.

2021: (9/13) vs. Bal.: Started at left guard in the season opener..Helped allow QB Derek Carr to record 435 passing yards, marking the third-most of his career.

JOHN SIMPSON'S NFL REGULAR SEASON STATISTICS

DATE	TEAM	GP	GS
2020	Raiders	7	2
2021	Raiders	1	1
NFL TOTALS		8	3

JOHN SIMPSON'S 2021 GXG REGULAR-SEASON STATISTICS (RAIDERS)

DATE	OPPONENT	P/S	W/L	SCORE
09/13	Ravens	S	W	33-27+
2021 TOTALS		1-1	1-0	

+ - Overtime



WILLIE SNEAD IV

17

POSITION: WR
HT/WT: 5-11/205
ACQUIRED: UFA-'21 (BAL.)
BORN: 10/17/92
RAIDERS SEASON: 1
NFL SEASON: 7
COLLEGE: Ball State
HOMETOWN: Muskegon Heights, Mich.

2021: (9/13) vs. Bal.: Made his Raiders debut, appearing on offense and special teams.

WILLIE SNEAD IV'S NFL REGULAR SEASON RUSHING/RECEIVING STATISTICS

RECEIVING									RUSHING				
DATE	TEAM	GP	GS	NO.	YDS.	AVG.	LG	TD	NO.	YDS.	AVG.	LG	TD
2015	Saints	15	8	69	984	14.3	63	3	0	0	0.0	0	0
2016	Saints	15	4	72	895	12.4	49	4	0	0	0.0	0	0
2017	Saints	11	7	8	92	11.5	26	0	0	0	0.0	0	0
2018	Ravens	16	10	62	651	10.5	28	1	1	13	13.0	13	0
2019	Ravens	16	11	31	339	10.9	50t	5	2	2	1.0	2	0
2020	Ravens	13	8	33	432	13.1	34	3	0	0	0.0	0	0
2021	Raiders	1	0	0	0	0.0	0	0	0	0	0.0	0	0
NFL TOTALS		87	48	275	3,393	12.3	63	16	3	15	5.0	13	0

WILLIE SNEAD IV'S NFL REGULAR SEASON RETURN STATISTICS

KICKOFF RETURNS							PUNT RETURNS					
DATE	TEAM	RET.	YDS.	AVG.	LG	TD	NO.	FC	YDS.	AVG.	LG	TD
2015	Saints	0	0	0.0	0	0	0	0	0	0.0	0	0
2016	Saints	0	0	0.0	0	0	0	0	0	0.0	0	0
2017	Saints	1	18	18.0	18	0	1	0	0	0.0	0	0
2018	Ravens	1	13	13.0	13	0	0	0	0	0.0	0	0
2019	Ravens	1	19	19.0	19	0	0	0	0	0.0	0	0
2020	Ravens	1	5	5.0	5	0	0	0	0	0.0	0	0
2021	Raiders	0	0	0.0	0	0	0	0	0	0.0	0	0
NFL TOTALS		4	55	13.8	19	0	1	0	0	0.0	0	0

100-YARD RECEIVING GAMES (4): REGULAR SEASON

DATE	TEAM	NO.	YDS.	AVG.	LG	TD
10/11/15	at Eagles	6	141	23.5	59	0
12/13/15	at Buccaneers	7	122	17.4	41	0
09/11/16	RAIDERS	9	172	19.1	49	1
11/01/20	STEELERS	5	106	21.2	34	0

WILLIE SNEAD IV'S 2021 GXG REGULAR-SEASON STATISTICS (RAIDERS)

			RECEIVING					RUSHING						
DATE	OPPONENT	P/S	NO.	YDS.	AVG.	LG	TD	NO.	YDS.	AVG.	LG	TD	W/L	SCORE
09/13	Ravens	P	0	0	0.0	0	0	0	0	0.0	0	0	W	33-27+
2021 TOTALS		1-0	0	0	0.0	0	0	0	0	0.0	0	0	1-0	

+ - Overtime



RODERIC TEAMER

33

POSITION: S
HT/WT: 6-0/205
ACQUIRED: FA-'21
BORN: 12/05/97
RAIDERS SEASON: 1
NFL SEASON: 2
COLLEGE: Tulane
HOMETOWN: New Orleans, La.
2021: (9/13) vs. Bal.: Inactive.

RODERIC TEAMER'S NFL REGULAR SEASON DEFENSIVE STATISTICS

DATE	TEAM	GP	GS	TACKLES							QBH	INTERCEPTIONS					O. FUMB			ST					MISC	
				TK	S	A	TFL	YDS	SK	YDS		NO	YDS	LG	TD	PD	FF	FR	YDS	TK	S	A	FF	FR	S	A
2019	Chargers	7	6	40	30	10	1	1	1.0	0.0	1	1	3	3	0	2	0	0	0	0	0	0	0	0	0	0
2021	Colts	0	0	0	0	0	0	0	0.0	0.0	0	0	0	0	0	0	0	0	0	0	0	0	0	0	0	0
NFL TOTALS		7	6	40	30	10	1	1	1.0	0.0	1	1	3	3	0	2	0	0	0	0	0	0	0	0	0	0

RODERIC TEAMER'S 2021 GXG REGULAR-SEASON STATISTICS (COLTS)

			TACKLES							INTERCEPTIONS					O. FUMB			ST					MISC		SCORE				
DATE	OPPONENT	P/S	TK	S	A	SK	YDS	TFL	YDS	QBH	NO	YDS	LG	TD	PD	FF	FR	YDS	TK	S	A	FF	FR	S		A	W/L		
09/12	Seahawks		NOT ON ROSTER																										
2021 TOTALS			0	0	0	0.0	0.0	0	0	0	0	0	0	0	0	0	0	0	0	0	0	0	0	0	0	0	0-1		



SOLOMON THOMAS

92

POSITION: DT

HT/WT: 6-3/295

ACQUIRED: UFA -'21 (SF)

BORN: 08/26/95

RAIDERS SEASON: 1

NFL SEASON: 5

COLLEGE: Stanford

HOMETOWN: Coppell, Texas

2021: (9/13) vs. Bal.: Made his Raider debut, appearing exclusively on defense.

SOLOMON THOMAS' NFL REGULAR SEASON DEFENSIVE STATISTICS

DATE	TEAM	GP	GS	TACKLES								INTERCEPTIONS						O. FUMB			ST				MISC	
				TK	S	A	TFL	YDS	SK	YDS	QBH	NO	YDS	LG	TD	PD	FF	FR	YDS	TK	S	A	FF	FR	S	A
2017	49ers	14	12	41	34	7	10	23	3.0	9.0	11	0	0	0	0	0	0	1	0	0	0	0	0	0	0	0
2018	49ers	16	13	31	24	7	3	10	1.0	2.0	6	0	0	0	0	0	0	0	0	0	0	0	0	0	0	0
2019	49ers	16	3	21	15	6	3	10	2.0	9.0	6	0	0	0	0	0	0	0	0	0	0	0	0	0	0	0
2020	49ers	2	2	2	0	2	0	0	0.0	0.0	0	0	0	0	0	0	0	0	0	0	0	0	0	0	0	0
2021	Raiders	1	0	0	0	0	0	0	0.0	0.0	0	0	0	0	0	0	0	0	0	0	0	0	0	0	0	0
NFL TOTALS		49	30	95	73	22	16	43	6.0	20.0	23	0	0	0	0	0	0	1	0	0	0	0	0	0	0	0

SOLOMON THOMAS' 2021 GXG REGULAR-SEASON STATISTICS (RAIDERS)

			TACKLES								INTERCEPTIONS						O. FUMB			ST						MISC			
DATE	OPPONENT	P/S	TK	S	A	SK	YDS	TFL	YDS	QBH	NO	YDS	LG	TD	PD	FF	FR	YDS	TK	S	A	FF	FR	S	A	W/L	SCORE		
09/13	Ravens	P	0	0	0	0.0	0.0	0	0	0	0	0	0	0	0	0	0	0	0	0	0	0	0	0	0	W	33-27+		
2021 TOTALS		1-0	0	0	0	0.0	0.0	0	0	0	0	0	0	0	0	0	0	0	0	0	0	0	0	0	0	1-0			

+ - Overtime



DARREN WALLER

83

POSITION: TE
HT/WT: 6-6/255
ACQUIRED: FA-'18
BORN: 09/13/92

RAIDERS SEASON: 4
NFL SEASON: 5
COLLEGE: Georgia Tech
HOMETOWN: Acworth, Ga.

2021: (9/13) vs. Bal.: Finished the night with 10 receptions for 105 yards with one TD...Registered his 11th career 100-yard receiving game and his fourth career game with 10 or more receptions...The contest marked his fourth straight game with 100-plus receiving yards, dating back to Dec. 17, 2020.

DARREN WALLER'S NFL REGULAR SEASON RUSHING/RECEIVING STATISTICS

DATE	TEAM	GP	GS	RECEIVING					RUSHING				
				NO.	YDS.	AVG.	LG	TD	NO.	YDS.	AVG.	LG	TD
2015	Ravens	6	1	2	18	9.0	17	0	0	0	0.0	0	0
2016	Ravens	12	3	10	85	8.5	15	2	0	0	0.0	0	0
2018	Ravens	0	0	0	0	0.0	0	0	0	0	0.0	0	0
Went from Baltimore to Oakland.													
2018	Raiders	4	0	6	75	12.5	44	0	1	21	21.0	21	0
2018	TOTAL	4	0	6	75	12.5	44	0	1	21	21.0	21	0
2019	Raiders	16	16	90	1,145	12.7	75	3	2	5	2.5	7	0
2020	Raiders	16	15	107	1,196	11.2	38t	9	0	0	0.0	0	0
2021	Raiders	1	1	10	105	10.5	24	1	0	0	0.0	0	0
NFL TOTALS		55	36	225	2,624	11.7	75	15	3	26	8.7	21	0

DARREN WALLER'S NFL REGULAR SEASON RETURN STATISTICS

KICKOFF RETURNS							PUNT RETURNS					
DATE	TEAM	RET.	YDS.	AVG.	LG	TD	NO.	FC	YDS.	AVG.	LG	TD
2015	Ravens	0	0	0.0	0	0	0	0	0	0.0	0	0
2016	Ravens	0	0	0.0	0	0	0	0	0	0.0	0	0
2018	Ravens	0	0	0.0	0	0	0	0	0	0.0	0	0
Went from Baltimore to Oakland.												
2018	Raiders	0	0	0.0	0	0	0	0	0	0.0	0	0
2018	TOTAL	0	0	0.0	0	0	0	0	0	0.0	0	0
2019	Raiders	0	0	0.0	0	0	0	0	0	0.0	0	0
2020	Raiders	0	0	0.0	0	0	0	0	0	0.0	0	0
2021	Raiders	0	0	0.0	0	0	0	0	0	0.0	0	0
NFL TOTALS		0	0	0.0	0	0	0	0	0	0.0	0	0


100-YARD RECEIVING GAMES (11): REGULAR SEASON

DATE	TEAM	NO.	YDS.	AVG.	LG	TD
09/22/19	at Vikings	13	134	10.3	30	0
10/20/19	at Packers	7	126	18.0	48	2
12/01/19	at Chiefs	7	100	14.3	24	0
12/15/19	JAGUARS	8	122	15.3	36	0
12/29/19	at Broncos	6	107	17.8	75	0
09/21/20	SAINTS	12	105	8.8	18	1
12/06/20	at Jets	13	200	15.4	38t	2
12/17/20	CHARGERS	9	150	16.7	35t	1
12/26/20	DOLPHINS	5	112	22.4	33	0
01/03/21	at Broncos	9	117	13.0	28t	1
09/13/21	RAVENS	10	105	10.5	24	1

DARREN WALLER'S 2021 GXG REGULAR-SEASON STATISTICS (RAIDERS)

DATE	OPPONENT	P/S	RECEIVING					RUSHING					W/L	SCORE
			NO.	YDS.	AVG.	LG	TD	NO.	YDS.	AVG.	LG	TD		
09/13	Ravens	S	10	105	10.5	24	1	0	0	0.0	0	0	W	33-27+
2021 TOTALS		1-1	10	105	10.5	24	1	0	0	0.0	0	0	1-0	

+ - Overtime



K.J. WRIGHT

34

POSITION: LB
HT/WT: 6-4/246
ACQUIRED: FA-'21
BORN: 07/23/89

RAIDERS SEASON: 1
NFL SEASON: 11
COLLEGE: Mississippi State
HOMETOWN: Olive Branch, Miss.

2021: (9/13) vs. Bal.: Made his Raiders debut, recording two tackles in the win.

K.J. WRIGHT'S NFL REGULAR SEASON DEFENSIVE STATISTICS

DATE	TEAM	GP	GS	TACKLES							INTERCEPTIONS						O. FUMB			ST					MISC	
				TK	S	A	TFL	YDS	SK	YDS	QBH	NO	YDS	LG	TD	PD	FF	FR	YDS	TK	S	A	FF	FR	S	A
2011	Seahawks	16	12	61	46	15	10	0	2.0	9.0	4	0	0	0	0	3	1	1	30	4	4	0	0	0	0	0
2012	Seahawks	15	15	96	66	30	8	0	1.0	13.0	3	1	24	24	0	5	1	0	0	2	2	0	0	0	0	0
2013	Seahawks	13	13	80	46	34	4	12	1.5	4.5	2	0	0	0	0	4	0	1	0	0	0	0	0	0	0	0
2014	Seahawks	16	16	106	73	33	5	11	2.0	8.0	2	0	0	0	0	4	3	1	0	1	0	1	0	0	0	0
2015	Seahawks	16	16	116	71	45	4	13	1.0	11.0	2	0	0	0	0	3	4	2	4	0	0	0	0	0	0	0
2016	Seahawks	16	16	126	72	54	12	29	4.0	7.0	8	0	0	0	0	5	1	1	0	0	0	0	0	0	0	0
2017	Seahawks	15	15	108	71	37	5	14	0.0	0.0	3	1	1	1	0	6	0	1	0	0	0	0	0	0	0	0
2018	Seahawks	5	5	23	15	8	2	7	0.0	0.0	0	0	0	0	0	3	0	0	0	0	0	0	0	0	0	0
2019	Seahawks	16	16	132	67	65	5	11	0.0	0.0	1	3	10	11	0	11	0	0	0	0	0	0	0	0	0	0
2020	Seahawks	16	16	86	60	26	11	35	2.0	8.0	3	1	7	7	0	10	1	2	0	0	0	0	0	0	0	0
2021	Raiders	1	0	2	1	1	0	0	0.0	0.0	0	0	0	0	0	0	0	0	0	0	0	0	0	0	0	0
NFL TOTALS		145	140	936	588	348	66	132	13.5	60.5	28	6	42	24	0	54	11	9	34	7	6	1	0	0	0	0

K.J. WRIGHT'S 2021 GXG REGULAR-SEASON STATISTICS (RAIDERS)

DATE	OPPONENT	P/S	TACKLES							INTERCEPTIONS						O. FUMB			ST					MISC		W/L	SCORE
			TK	S	A	SK	YDS	TFL	YDS	QBH	NO	YDS	LG	TD	PD	FF	FR	YDS	TK	S	A	FF	FR	S	A		
09/13	Ravens	P	2	1	1	0.0	0.0	0	0	0	0	0	0	0	0	0	0	0	0	0	0	0	0	0	0	W	33-27+
2021 TOTALS		1-0	2	1	1	0.0	0.0	0	0	0	0	0	0	0	0	0	0	0	0	0	0	0	0	0	0	1-0	

+ - Overtime



GAME SUMMARIES



WEEK 1

Baltimore Ravens 27, Las Vegas Raiders 33 (OT)
61,756 Allegiant Stadium Sep 13, 2021



Baltimore Ravens	7	7	3	10	0	—	27
Las Vegas Raiders	0	10	0	17	6	—	33

SCORING DRIVES

TEAM	QTR	TIME	SCORING PLAY	BAL	LV
Ravens	1	01:47	T.Williams 35 yd. run (J.Tucker kick) (6-65, 2:59) (2-27, 0:53)	7	0
Ravens	2	08:52	M.Brown 10 yd. pass from L.Jackson (J.Tucker kick) (6-68, 2:38)	14	0
Raiders	2	04:14	J.Jacobs 2 yd. run (D.Carlson kick) (9-75, 4:38)	14	7
Raiders	2	00:00	D.Carlson 34 yd. Field Goal (9-48, 1:12)	14	10
Ravens	3	08:24	J.Tucker 40 yd. Field Goal (6-16, 2:24)	17	10
Raiders	4	09:18	J.Jacobs 15 yd. run (D.Carlson kick) (5-41, 2:36)	17	17
Ravens	4	06:04	L.Murray 8 yd. run (J.Tucker kick) (6-75, 3:14)	24	17
Raiders	4	03:44	D.Waller 10 yd. pass from D.Carr (D.Carlson kick) (9-75, 2:20)	24	24
Ravens	4	00:37	J.Tucker 47 yd. Field Goal (8-46, 3:07)	27	24
Raiders	4	00:02	D.Carlson 55 yd. Field Goal (5-38, 0:35)	27	27
Raiders	OT	03:38	Z.Jones 31 yd. pass from D.Carr	27	33

BALTIMORE RAVENS

PASSING	ATT	CP	YDS	SK/YD	TD	LG	INT	RTG
Lamar Jackson	30	19	235	3/18	1	49	0	98.6
TOTAL	30	19	235	3/18	1	49	0	98.6

RUSHING	ATT	YDS	AVG	LG	TD
Lamar Jackson	12	86	7.2	28	0
Ty'Son Williams	9	65	7.2	35t	1
Lataavius Murray	10	28	2.8	8t	1
Trenton Cannon	2	5	2.5	3	0
Marquise Brown	1	5	5.0	5	0
TOTAL	34	189	5.6	35T	2

RECEIVING	NO	YDS	AVG	LG	TD
Marquise Brown	6	69	11.5	29	1
Sammy Watkins	4	96	24.0	49	0
Ty'Son Williams	3	29	9.7	21	0
Mark Andrews	3	20	6.7	10	0
Patrick Ricard	2	15	7.5	9	0
Devin Duvernay	1	6	6.0	6	0
TOTAL	19	235	12.4	49	1

PUNTING	NO	YDS	AVG	TB	I20	LG
Sam Koch	4	179	44.8	0	1	49
TOTAL	4	179	44.8	0	1	49

KICKOFF RETURNS	NO	YDS	AVG	LG	TD
No Kickoff Returns					

PUNT RETURNS	NO	YDS	AVG	LG	TD
Devin Duvernay	4	67	16.8	30	0
TOTAL	4	67	16.8	30	0

TOP DEFENSE	TOT	SOLO	AST	SCK	YDS	INT
Marlon Humphrey	9	6	3	0.0	0.0	0
Patrick Queen	9	6	3	1.0	13.0	0
Anthony Averett	7	6	1	0.0	0.0	1

FIELD GOALS	FGM/FGA	PERCENT	RESULTS
Justin Tucker	2-2	100.0	40G, 47G
TOTAL	2-2	100.0	

SACKS

Patrick Queen [1.0/13.0], Odafe Oweh [1.0/2.0], Pernell McPhee [1.0/11.0]

LAS VEGAS RAIDERS

PASSING	ATT	CP	YDS	SK/YD	TD	LG	INT	RTG
Derek Carr	56	34	435	3/26	2	37	1	89.5
TOTAL	56	34	435	3/26	2	37	1	89.5

RUSHING	ATT	YDS	AVG	LG	TD
Josh Jacobs	10	34	3.4	15t	2
Marcus Mariota	1	31	31.0	31	0
Kenyan Drake	6	11	1.8	6	0
Derek Carr	4	6	1.5	4	0
TOTAL	21	82	3.9	31	2

RECEIVING	NO	YDS	AVG	LG	TD
Darren Waller	10	105	10.5	24	1
Hunter Renfrow	6	70	11.7	27	0
Kenyan Drake	5	59	11.8	21	0
Bryan Edwards	4	81	20.3	32	0
Alec Ingold	4	22	5.5	9	0
Henry Ruggs III	2	46	23.0	37	0
Zay Jones	2	46	23.0	31t	1
Josh Jacobs	1	6	6.0	6	0
TOTAL	34	435	12.8	37	2

PUNTING	NO	YDS	AVG	TB	I20	LG
AJ Cole	6	316	52.7	0	2	67
TOTAL	6	316	52.7	0	2	67

KICKOFF RETURNS	NO	YDS	AVG	TB	LG	TD
Henry Ruggs III	2	33	16.5	20	0	
TOTAL	2	33	16.5	20	0	

PUNT RETURNS	NO	YDS	AVG	LG	TD
Hunter Renfrow	2	10	5.0	7	0
TOTAL	2	10	5.0	7	0

TOP DEFENSE	TOT	SOLO	AST	SCK	YDS	INT
Cory Littleton	10	5	5	0.0	0.0	0
Denzel Perryman	10	5	5	0.0	0.0	0
Johnathan Abram	9	5	4	0.0	0.0	0

FIELD GOALS	FGM/FGA	PERCENT	RESULTS
Daniel Carlson	2-2	100.0	34G, 55G
TOTAL	2-2	100.0	

SACKS

Maxx Crosby [2.0/12.0], Carl Nassib [1.0/6.0]

TEAM STATISTICS

	RAVENS	RAIDERS
First Downs	20	26
3rd-Down Eff. (Made/Att/Pct)	3/12/25%	7/15/47%
4th-Down Eff. (Made/Att/Pct)	1/2/50%	0/1/0%
Total Net Yards	406	491
Total Plays	67	80
Yards Per Play	6.1	6.1
Rushes/Net Yards	34/189	21/82
Net Passing	217	409
Pass Attempts/Completions	30/19	56/34
Had Intercepted	0	1
Sacked/Yards Lost	3/18	3/26
Punts/Average	4/44.8	6/52.7
Penalties/Yards	5/71	10/62
Fumbles/Lost	4/2	1/0
Possession Time	32:14	34:08



LAST WEEK'S GAME

National Football League Game Summary

NFL Copyright © 2021 by The National Football League. All rights reserved. This summary and play-by-play is for the express purpose of assisting media in their coverage of the game; any other use of this material is prohibited without the written permission of the National Football League.

Date: Monday, 9/13/2021

Baltimore Ravens at Las Vegas Raiders
at Allegiant Stadium, Las Vegas, NV

Start Time: 5:15 PM PDT

Game Day Weather

Game Weather: Sunny
Played Closed Stadium on Turf: Natural Grass

Temp: 103° F (39.4° C) Humidity: 7%, Wind: 16 SW mph
Outdoor Weather: 103,

Officials

Referee: Smith, Shawn (14)
Line Judge: Dolce, Michael (123)
Back Judge: Paganelli, Dino (105)

Umpire: Neale, Bryan (92)
Field Judge: Prioleau, Dyrol (109)
Replay Official: Wimmer, Mike (0)

Down Judge: Hittner, Mark (28)
Side Judge: Hawkshaw, Dave (107)

Lineups

Baltimore Ravens				Las Vegas Raiders			
Offense		Defense		Offense		Defense	
WR	14 S.Watkins	OLB	50 J.Houston	WR	11 H.Ruggs	DE	98 M.Crosby
WR	13 D.Duvernay	DE	92 J.Madubuike	WR	89 B.Edwards	DT	77 Q.Jefferson
TE	89 M.Andrews	NT	98 B.Williams	LT	74 K.Miller	DT	90 J.Hankins
LT	79 R.Stanley	DE	93 C.Campbell	LG	76 J.Simpson	DE	91 Y.Ngakoue
LG	74 T.Phillips	SAM	54 T.Bowser	C	68 A.James	LB	52 D.Perryman
C	77 B.Bozeman	RUSH	44 M.Humphrey	RG	71 D.Good	LB	42 C.Littleton
RG	70 K.Zeitler	WLB	40 M.Harrison	T	70 A.Leatherwood	CB	39 N.Hobbs
RT	78 A.Villanueva	MLB	6 P.Queen	TE	83 D.Waller	CB	27 T.Mullen
WR	5 M.Brown	SS	36 C.Clark	QB	4 D.Carr	CB	29 C.Hayward
QB	8 L.Jackson	FS	32 D.Elliott	FB	45 A.Ingold	S	25 T.Moehrig
FB	34 T.Williams	RCB	23 A.Averett	RB	28 J.Jacobs	S	24 J.Abram

Substitutions

P 4 S.Koch, K 9 J.Tucker, WR 11 J.Proche, WR 16 T.Wallace, DB 21 B.Stephens, CB 25 T.Young, S 26 G.Stone, RB 28 L.Murray, CB 30 C.Westry, RB 39 T.Cannon, DB/LB 41 A.Levine, FB/DL 42 P.Ricard, OLB 45 J.Ferguson, LS 46 N.Moore, LB 49 C.Board, ILB 57 K.Welch, G/C 65 P.Mekari, DT 71 J.Ellis, G 72 B.Powers, TE 84 J.Oliver, TE 85 E.Tomlinson, LB 90 P.McPhee, DT 96 B.Washington, OLB 99 O.Oweh

Did Not Play

QB 2 T.Huntley, C 63 T.Colon

Not Active

CB 22 J.Smith, S 29 A.Washington, LB 59 D.Hayes, G 66 B.Cleveland, DE 95 D.Wolfe

Substitutions

K 2 D.Carlson, LB 5 D.Deablo, P 6 A.Cole, WR 7 Z.Jones, QB 8 M.Mariota, WR 13 H.Renfrow, WR 17 W.Snead, CB 20 D.Arnette, CB 21 A.Robertson, RB 23 K.Drake, S 32 D.Leavitt, LB 34 K.Wright, S 37 T.Gillespie, LB 44 N.Kwiatkoski, LS 47 T.Sieg, C 66 N.Martin, OL 72 J.Eluemunor, T 75 B.Parker, TE 85 D.Carrier, TE 87 F.Moreau, DT 92 S.Thomas, DT 93 G.McCoy, DE 94 C.Nassib, DT 96 D.Phillon

Did Not Play

RB 31 P.Barber, RB 36 T.Ragas

Not Active

QB 3 N.Peterman, S 33 R.Teamer, DE 51 M.Koonce, G 64 R.Incognito, TE 82 N.Bowers, DE 99 C.Ferrell

Field Goals (made () & missed)

J.Tucker		(40) (47)	D.Carlson			(34) (55)		
			1	2	3	4	OT	Total
VISITOR:	Baltimore Ravens		7	7	3	10	0	27
HOME:	Las Vegas Raiders		0	10	0	17	6	33

Scoring Plays

Team	Qtr	Time	Play Description (Extra Point) (Drive Info)	Visitor	Home
Ravens	1	1:47	T.Williams 35 yd. run (J.Tucker kick) (6-65, 2:59) (2-27, 0:53) (2-27, 0:53)	7	0
Ravens	2	8:52	M.Brown 10 yd. pass from L.Jackson (J.Tucker kick) (6-68, 2:38)	14	0
Raiders	2	4:14	J.Jacobs 2 yd. run (D.Carlson kick) (9-75, 4:38)	14	7
Raiders	2	0:00	D.Carlson 34 yd. Field Goal (9-48, 1:12)	14	10
Ravens	3	8:24	J.Tucker 40 yd. Field Goal (6-16, 2:24)	17	10
Raiders	4	9:18	J.Jacobs 15 yd. run (D.Carlson kick) (5-41, 2:36)	17	17
Ravens	4	6:04	L.Murray 8 yd. run (J.Tucker kick) (6-75, 3:14)	24	17
Raiders	4	3:44	D.Waller 10 yd. pass from D.Carr (D.Carlson kick) (9-75, 2:20)	24	24
Ravens	4	0:37	J.Tucker 47 yd. Field Goal (8-46, 3:07)	27	24

National Football League Game Summary

NFL Copyright © 2021 by The National Football League. All rights reserved. This summary and play-by-play is for the express purpose of assisting media in their coverage of the game; any other use of this material is prohibited without the written permission of the National Football League.

Raiders	4	0:02	D.Carlson 55 yd. Field Goal (5-38, 0:35)	27	27
Raiders	5	3:38	Z.Jones 31 yd. pass from D.Carr	27	33
Paid Attendance: 61,756				Time: 3:40	

Baltimore Ravens vs Las Vegas Raiders
9/13/2021 at Allegiant Stadium

Final Individual Statistics

Baltimore Ravens

RUSHING	ATT	YDS	AVG	LG	TD
L.Jackson	12	86	7.2	28	0
T.Williams	9	65	7.2	35	1
L.Murray	10	28	2.8	8	1
T.Cannon	2	5	2.5	3	0
M.Brown	1	5	5.0	5	0
Total	34	189	5.6	35	2

PASSING	ATT	CMP	YDS	SK/YD	TD	LG	IN	RT
L.Jackson	30	19	235	3/18	1	49	0	98.6
Total	30	19	235	3/18	1	49	0	98.6

PASS RECEIVING	TAR	REC	YDS	AVG	LG	TD
M.Brown	6	6	69	11.5	29	1
S.Watkins	8	4	96	24.0	49	0
T.Williams	4	3	29	9.7	21	0
M.Andrews	5	3	20	6.7	10	0
P.Ricard	3	2	15	7.5	9	0
D.Duvernay	2	1	6	6.0	6	0
J.Oliver	1	0	0	0.0	0	0
Total	29	19	235	12.4	49	1

INTERCEPTIONS	NO	YDS	AVG	LG	TD
A.Averett	1	0	0.0	0	0
Total	1	0	0.0	0	0

PUNTING	NO	YDS	AVG	NET	TB	IN20	LG
S.Koch	4	179	44.8	42.3	0	1	49
Total	4	179	44.8	42.3	0	1	49

PUNT RETURNS	NO	YDS	AVG	FC	LG	TD
D.Duvernay	4	67	16.8	1	30	0
[OUT OF BOUNDS]	1	0	0.0	0	0	0
Total	4	67	16.8	1	30	0

KICKOFF RETURNS	NO	YDS	AVG	FC	LG	TD
[TOUCHBACK]	5	0	0.0	0	0	0
Total	0	0	0.0	0	0	0

Baltimore Ravens

FUMBLES	FUM	LOST	OWN-REC	YDS	TD	FORCED	OPP-REC	YDS	TD	OUT-BDS
L.Jackson	3	2	1	-4	0	0	0	0	0	0
D.Duvernay	1	0	1	0	0	0	0	0	0	0
Total	4	2	2	-4	0	0	0	0	0	0

Las Vegas Raiders

FUMBLES	FUM	LOST	OWN-REC	YDS	TD	FORCED	OPP-REC	YDS	TD	OUT-BDS
D.Carr	1	0	1	-15	0	0	0	0	0	0
Q.Jefferson	0	0	0	0	0	1	0	0	0	0
C.Nassib	0	0	0	0	0	1	0	0	0	0
D.Perryman	0	0	0	0	0	0	1	1	0	0
D.Phillon	0	0	0	0	0	0	1	0	0	0
Total	1	0	1	-15	0	2	2	1	0	0

Las Vegas Raiders

RUSHING	ATT	YDS	AVG	LG	TD
J.Jacobs	10	34	3.4	15	2
M.Mariota	1	31	31.0	31	0
K.Drake	6	11	1.8	6	0
D.Carr	4	6	1.5	4	0
Total	21	82	3.9	31	2

PASSING	ATT	CMP	YDS	SK/YD	TD	LG	IN	RT
D.Carr	56	34	435	3/26	2	37	1	89.5
Total	56	34	435	3/26	2	37	1	89.5

PASS RECEIVING	TAR	REC	YDS	AVG	LG	TD
D.Waller	19	10	105	10.5	24	1
H.Renfrow	9	6	70	11.7	27	0
K.Drake	5	5	59	11.8	21	0
B.Edwards	5	4	81	20.3	32	0
A.Ingold	4	4	22	5.5	9	0
H.Ruggs	5	2	46	23.0	37	0
Z.Jones	2	2	46	23.0	31	1
J.Jacobs	2	1	6	6.0	6	0
W.Snead	1	0	0	0.0	0	0
Total	52	34	435	12.8	37	2

INTERCEPTIONS	NO	YDS	AVG	LG	TD
Total	0	0	0	0	0

PUNTING	NO	YDS	AVG	NET	TB	IN20	LG
A.Cole	6	316	52.7	41.5	0	2	67
Total	6	316	52.7	41.5	0	2	67

PUNT RETURNS	NO	YDS	AVG	FC	LG	TD
H.Renfrow	2	10	5.0	1	7	0
[DOWNED]	1	0	0.0	0	0	0
Total	2	10	5.0	1	7	0

KICKOFF RETURNS	NO	YDS	AVG	FC	LG	TD
H.Ruggs	2	33	16.5	0	20	0
[TOUCHBACK]	5	0	0.0	0	0	0
Total	2	33	16.5	0	20	0

Final Team Statistics

	Visitor Ravens	Home Raiders
TOTAL FIRST DOWNS	20	26
By Rushing	8	6
By Passing	11	17
By Penalty	1	3
THIRD DOWN EFFICIENCY	3-12-25.0%	7-15-46.7%
FOURTH DOWN EFFICIENCY	1-2-50.0%	0-1-0.0%
TOTAL NET YARDS	406	491
Total Offensive Plays (inc. times thrown passing)	67	80
Average gain per offensive play	6.1	6.1
NET YARDS RUSHING	189	82
Total Rushing Plays	34	21
Average gain per rushing play	5.6	3.9
Tackles for a loss-number and yards	2-4	2-3
NET YARDS PASSING	217	409
Times thrown - yards lost attempting to pass	3-18	3-26
Gross yards passing	235	435
PASS ATTEMPTS-COMPLETIONS-HAD INTERCEPTED	30-19-0	56-34-1
Avg gain per pass play (inc.# thrown passing)	6.6	6.9
KICKOFFS Number-In End Zone-Touchbacks	7-6-5	5-5-5
PUNTS Number and Average	4-44.8	6-52.7
Had Blocked	0	0
FGs - PATs Had Blocked	0-0	0-0
Net Punting Average	42.3	41.5
TOTAL RETURN YARDAGE (Not Including Kickoffs)	67	10
No. and Yards Punt Returns	4-67	2-10
No. and Yards Kickoff Returns	0-0	2-33
No. and Yards Interception Returns	1-0	0-0
PENALTIES Number and Yards	5-71	10-62
FUMBLES Number and Lost	4-2	1-0
TOUCHDOWNS	3	4
Rushing	2	2
Passing	1	2
EXTRA POINTS Made-Attempts	3-3	3-3
Kicking Made-Attempts	3-3	3-3
FIELD GOALS Made-Attempts	2-2	2-2
RED ZONE EFFICIENCY	2-2-100%	3-6-50%
GOAL TO GO EFFICIENCY	1-1-100%	2-3-67%
SAFETIES	0	0
FINAL SCORE	27	33
TIME OF POSSESSION	32:14	34:08

Baltimore Ravens vs Las Vegas Raiders
9/13/2021 at Allegiant Stadium

Ball Possession And Drive Chart

Baltimore Ravens

#	Time Recd	Time Lost	Time Poss	How Ball Obtained	Drive Began	# Play	Yds Gain	Yds Pen	Net Yds	1st Down	Last Scrm	How Given Up
1	10:29	5:14	5:15	Punt	BLT 8	8	29	-5	24	2	BLT 32	Punt
2	4:46	1:47	2:59	Punt	BLT 35	6	65	0	65	2	LV 35	Touchdown
3	0:08	14:09	0:59	Punt	BLT 20	3	3	0	3	0	BLT 23	Punt
4	11:30	8:52	2:38	Punt	BLT 32	6	68	0	68	3	* LV 10	Touchdown
5	4:14	1:12	3:02	Kickoff	BLT 25	7	39	0	39	2	LV 36	Downs
6	15:00	13:10	1:50	Kickoff	BLT 25	5	14	5	19	2	BLT 44	Punt
7	10:48	8:24	2:24	Punt	LV 38	6	16	0	16	1	LV 22	Field Goal
8	3:22	14:49	3:33	Downs	BLT 13	5	22	-10	12	1	BLT 25	Punt
9	13:23	11:54	1:29	Punt	BLT 19	3	19	0	19	1	BLT 36	Fumble
10	9:18	6:04	3:14	Kickoff	BLT 25	6	75	0	75	3	* LV 8	Touchdown
11	3:44	0:37	3:07	Kickoff	BLT 25	8	46	0	46	2	LV 29	Field Goal
12	0:02	0:00	0:02	Kickoff	BLT 25	1	-1	0	-1	0	BLT 25	End of Half
13	6:13	4:31	1:42	Interception	BLT 20	5	7	0	7	1	BLT 33	Fumble
(334) Average BLT 26												

Las Vegas Raiders

#	Time Recd	Time Lost	Time Poss	How Ball Obtained	Drive Began	# Play	Yds Gain	Yds Pen	Net Yds	1st Down	Last Scrm	How Given Up
1	15:00	10:29	4:31	Kickoff	LV 25	10	42	-10	32	2	BLT 43	Punt
2	5:14	4:46	0:28	Punt	LV 24	3	0	0	0	0	LV 24	Punt
3	1:47	0:08	1:39	Kickoff	LV 15	4	13	0	13	1	LV 28	Punt
4	14:09	11:30	2:39	Punt	LV 35	3	-5	-6	-11	0	LV 24	Punt
5	8:52	4:14	4:38	Kickoff	LV 25	9	66	9	75	5	* BLT 2	Touchdown
6	1:12	0:00	1:12	Downs	LV 36	9	33	15	48	3	* BLT 16	Field Goal
7	13:10	10:48	2:22	Punt	LV 7	3	4	-7	-3	0	LV 4	Punt
8	8:24	3:22	5:02	Kickoff	LV 20	8	45	22	67	2	* BLT 13	Downs
9	14:49	13:23	1:26	Punt	LV 41	3	8	-5	3	0	LV 44	Punt
10	11:54	9:18	2:36	Fumble	BLT 41	5	41	0	41	3	* BLT 15	Touchdown
11	6:04	3:44	2:20	Kickoff	LV 25	9	85	-10	75	4	* BLT 10	Touchdown
12	0:37	0:02	0:35	Kickoff	LV 25	5	38	0	38	2	BLT 37	Field Goal
13	10:00	6:13	3:47	Kickoff	LV 25	9	74	-4	70	3	* BLT 5	Interception
14	4:31	3:38	0:53	Fumble	BLT 27	2	32	-5	27	1	BLT 31	Touchdown
(435) Average LV 31												

* inside opponent's 20

Time of Possession by Quarter

		1st	2nd	3rd	4th	OT	Total
Visitor	Baltimore Ravens	8:22	6:31	7:36	8:03	1:42	32:14
Home	Las Vegas Raiders	6:38	8:29	7:24	6:57	4:40	34:08

Kickoff Drive No.-Start Average

Ravens: 5 - BLT 25

Raiders: 7 - LV 32

Final Defensive Statistics

TKL = Tackle AST = Assist COMB = Combined QH=QB Hit IN = Interception PD = Pass Defense FF = Forced Fumble FR = Fumble Recovery

Las Vegas Raiders	Regular Defensive Plays												Special Teams					Misc			
	TKL	AST	COMB	SK	/ YDS	TFL	QH	IN	PD	FF	FR	TKL	AST	FF	FR	BL	TKL	AST	FF	FR	
D.Perryman	5	5	10	0	0	0	0	0	0	0	1	0	0	0	0	0	0	0	0	0	
C.Littleton	5	5	10	0	0	0	0	0	0	0	0	0	0	0	0	0	0	0	0	0	
J.Abram	5	4	9	0	0	0	0	0	1	0	0	0	1	0	0	0	0	0	0	0	
M.Crosby	4	2	6	2	12	2	5	0	0	0	0	0	0	0	0	0	0	0	0	0	
T.Moehrig	2	3	5	0	0	0	0	0	0	0	0	0	0	0	0	0	0	0	0	0	
Q.Jefferson	1	4	5	0	0	0	0	0	0	1	0	0	0	0	0	0	0	0	0	0	
Y.Ngakoue	2	2	4	0	0	0	1	0	1	0	0	0	0	0	0	0	0	0	0	0	
C.Nassib	3	0	3	1	6	0	1	0	0	1	0	0	0	0	0	0	0	0	0	0	
N.Kwiatkoski	3	0	3	0	0	1	0	0	0	0	0	0	2	0	0	0	0	0	0	0	
C.Hayward	2	0	2	0	0	0	0	0	0	0	0	0	0	0	0	0	0	0	0	0	
T.Mullen	2	0	2	0	0	0	0	0	0	0	0	0	0	0	0	0	0	0	0	0	
N.Hobbs	2	0	2	0	0	0	0	0	0	0	0	0	0	0	0	0	0	0	0	0	
D.Phillon	1	1	2	0	0	1	0	0	0	0	1	0	0	0	0	0	0	0	0	0	
K.Wright	1	1	2	0	0	0	0	0	0	0	0	0	0	0	0	0	0	0	0	0	
J.Hankins	0	2	2	0	0	0	0	0	0	0	0	0	0	0	0	0	0	0	0	0	
T.Sieg	0	0	0	0	0	0	0	0	0	0	0	1	0	0	0	0	0	0	0	0	
D.Leavitt	0	0	0	0	0	0	0	0	0	0	0	0	1	0	0	0	0	0	0	0	
D.Carr	0	0	0	0	0	0	0	0	0	0	0	0	0	0	0	0	0	0	0	1	
Total	38	29	67	3	18	4	7	0	2	2	2	1	4	0	0	0	0	0	0	1	

First Half Summary

TIME OF POSSESSION

Ravens	14:53
Raiders	15:07

Scoring Plays					
Team	Qtr	Time	Play Description (Extra Point) (Drive Info)	Visitor	Home
Ravens	1	1:47	T.Williams 35 yd. run (J.Tucker kick) (6-65, 2:59)	7	0
Ravens	2	8:52	M.Brown 10 yd. pass from L.Jackson (J.Tucker kick) (6-68, 2:38)	14	0
Raiders	2	4:14	J.Jacobs 2 yd. run (D.Carlson kick) (9-75, 4:38)	14	7
Raiders	2	0:00	D.Carlson 34 yd. Field Goal (9-48, 1:12)	14	10

	Baltimore Ravens	Las Vegas Raiders
TOTAL FIRST DOWNS	9	11
First Downs Rushing-Passing-by Penalty	3 - 6 - 0	3 - 6 - 2
THIRD DOWN EFFICIENCY	2-6-33.3%	4-8-50.0%
TOTAL NET YARDS	208	164
Total Offensive Plays	30	37
NET YARDS RUSHING	86	50
NET YARDS PASSING	122	114
Gross Yards Passing	128	127
Times thrown-yards lost attempting to pass	1-6	2-13
Pass Attempts-Completions-Had Intercepted	15 - 11 - 0	25 - 12 - 0
Punts-Number and Average	2 - 44.5	4 - 53.8
Penalties-Number and Yards	3 - 29	2 - 16
Fumbles-Number and Lost	2 - 0	1 - 0
Red Zone Efficiency	1-1-100%	1-2-50%
Average Drive Start	BLT 24	LV 27

Baltimore Ravens										Las Vegas Raiders															
RUSHING					ATT	YDS	AVG	LG	TD	RUSHING					ATT	YDS	AVG	LG	TD						
T.Williams					7	64	9.1	35	1	M.Mariota					1	31	31.0	31	0						
L.Jackson					3	20	6.7	18	0	J.Jacobs					5	18	3.6	13	1						
T.Cannon					1	2	2.0	2	0	D.Carr					2	2	1.0	2	0						
L.Murray					3	0	0.0	3	0	K.Drake					2	-1	-0.5	0	0						
Total					14	86	6.1	35	1	Total					10	50	5.0	31	1						
PASSING					ATT	CMP	YDS	SK/YD	TD	LG	IN	RT	PASSING					ATT	CMP	YDS	SK/YD	TD	LG	IN	RT
L.Jackson					15	11	128	1/6	1	29	0	121.0	D.Carr					25	12	127	2/13	0	24	0	63.2
Total					15	11	128	1/6	1	29	0	121.0	Total					25	12	127	2/13	0	24	0	63.2
PASS RECEIVING					TAR	REC	YDS	AVG	LG	TD	PASS RECEIVING					TAR	REC	YDS	AVG	LG	TD				
M.Brown					4	4	52	13.0	29	1	D.Waller					11	4	54	13.5	24	0				
S.Watkins					4	2	37	18.5	29	0	H.Renfrow					5	3	32	10.7	13	0				
T.Williams					2	2	23	11.5	21	0	A.Ingold					2	2	14	7.0	9	0				
M.Andrews					3	2	10	5.0	6	0	Z.Jones					1	1	15	15.0	15	0				
D.Duvernay					1	1	6	6.0	6	0	J.Jacobs					2	1	6	6.0	6	0				
J.Oliver					1	0	0	0.0	0	0	K.Drake					1	1	6	6.0	6	0				
											H.Ruggs					2	0	0	0.0	0	0				
											B.Edwards					1	0	0	0.0	0	0				
Total					15	11	128	11.6	29	1	Total					25	12	127	10.6	24	0				

[illegible]

9/13/2021 at Allegiant Stadium

Las Vegas Raiders	Regular Defensive Plays												Special Teams					Misc			
	TKL	AST	COMB	SK	/ YDS	TFL	QH	IN	PD	FF	FR	TKL	AST	FF	FR	BL	TKL	AST	FF	FR	
J.Abram	4	2	6	0	0	0	0	0	0	0	0	0	1	0	0	0	0	0	0	0	
D.Perryman	2	2	4	0	0	0	0	0	0	0	0	0	0	0	0	0	0	0	0	0	
C.Littleton	2	1	3	0	0	0	0	0	0	0	0	0	0	0	0	0	0	0	0	0	
Y.Ngakoue	2	1	3	0	0	0	1	0	0	0	0	0	0	0	0	0	0	0	0	0	
Total	10	6	16	0	0	0	1	0	0	0	0	0	1	0	0	0	0	0	0	0	

Overtime Summary

Scoring Plays							
Team	Qtr	Time	Play Description (Extra Point) (Drive Info)			Visitor	Home
Raiders	5	3:38	Z.Jones 31 yd. pass from D.Carr (2-27, 0:53) (2-27, 0:53)			27	33

Baltimore Ravens									Las Vegas Raiders												
RUSHING			ATT	YDS	AVG	LG	TD		RUSHING			ATT	YDS	AVG	LG	TD					
L.Murray			1	3	3.0	3	0		K.Drake			2	7	3.5	6	0					
									D.Carr			1	0	0.0	0	0					
									J.Jacobs			1	-2	-2.0	-2	0					
Total			1	3	3.0	3	0		Total			4	5	1.3	6	0					
PASSING			ATT	CMP	YDS	SK/YD	TD	LG	IN	RT	PASSING			ATT	CMP	YDS	SK/YD	TD	LG	IN	RT
L.Jackson			3	1	10	1/6	0	10	0	43.8	D.Carr			7	4	101	0/0	1	32	1	101.8
Total			3	1	10	1/6	0	10	0	43.8	Total			7	4	101	0/0	1	32	1	101.8
PASS RECEIVING			TAR	REC	YDS	AVG	LG	TD		PASS RECEIVING			TAR	REC	YDS	AVG	LG	TD			
S.Watkins			1	1	10	10.0	10	0		B.Edwards			2	2	43	21.5	32	0			
M.Andrews			1	0	0	0.0	0	0		Z.Jones			1	1	31	31.0	31	1			
										H.Renfrow			2	1	27	27.0	27	0			
										W.Snead			1	0	0	0.0	0	0			
Total			2	1	10	10.0	10	0		Total			6	4	101	25.3	32	1			

[illegible]

Play By Play

First Quarter

9/13/2021

BLT wins the coin toss and elects to defer. LV elects to Receive, and BLT elects to defend the north goal.

J.Tucker kicks 65 yards from BLT 35 to end zone, Touchback.

Las Vegas Raiders at 15:00

1-10-LV 25	(15:00) (Shotgun) D.Carr pass incomplete short right to D.Waller (C.Clark).	
2-10-LV 25	(14:56) (No Huddle, Shotgun) D.Carr pass short left to A.Ingold pushed ob at LV 34 for 9 yards (D.Elliott; A.Averett).	
3-1-LV 34	(14:13) (Shotgun) M.Mariota up the middle to BLT 35 for 31 yards (M.Humphrey).	R1
<u>1-10-BLT 35</u>	(13:11) K.Drake right guard to BLT 36 for -1 yards (B.Williams).	
2-11-BLT 36	(12:39) (Shotgun) D.Carr scrambles up the middle to BLT 34 for 2 yards (B.Williams).	
3-9-BLT 34	(11:56) (Shotgun) D.Carr pass short middle to D.Waller to BLT 21 for 13 yards (C.Clark).	P2
<u>1-10-BLT 21</u>	(11:21) J.Jacobs right tackle to BLT 13 for 8 yards (D.Elliott). LV-D.Good was injured during the play. His return is Questionable. <i>PENALTY on LV-A.James, Offensive Holding, 10 yards, enforced at BLT 18.</i>	
1-17-BLT 28	(11:00) (Shotgun) D.Carr pass incomplete deep left to H.Renfrow.	
2-17-BLT 28	(10:55) (Shotgun) D.Carr pass incomplete short left to J.Jacobs.	
3-17-BLT 28	(10:51) (Shotgun) D.Carr FUMBLES (Aborted) at BLT 33, and recovers at BLT 43. <i>Penalty on LV, Illegal Shift, declined.</i>	
4-32-BLT 43	(10:37) A.Cole punts 35 yards to BLT 8, Center-T.Sieg, out of bounds.	

Baltimore Ravens at 10:29

1-10-BLT 8	(10:29) T.Williams left end to BLT 11 for 3 yards (Y.Ngakoue; Q.Jefferson).	
2-7-BLT 11	(9:51) L.Jackson scrambles up the middle pushed ob at BLT 29 for 18 yards (J.Abram).	R1
<u>1-10-BLT 29</u>	(9:09) (Shotgun) L.Jackson pass short left to T.Williams pushed ob at BLT 31 for 2 yards (J.Abram).	
2-8-BLT 31	(8:36) (Shotgun) L.Jackson scrambles up the middle to BLT 33 for 2 yards (M.Crosby).	
3-6-BLT 33	(7:50) (Shotgun) L.Jackson pass short left to S.Watkins to BLT 41 for 8 yards (J.Abram) [Y.Ngakoue].	P2
<u>1-10-BLT 41</u>	(7:09) (Shotgun) <i>PENALTY on BLT-K.Zeitler, False Start, 5 yards, enforced at BLT 41 - No Play.</i>	
1-15-BLT 36	(6:50) (Shotgun) L.Jackson pass incomplete short middle to M.Andrews [M.Crosby].	
2-15-BLT 36	(6:45) (Shotgun) T.Cannon left end to BLT 38 for 2 yards (D.Philon; D.Perryman).	
3-13-BLT 38	(6:02) (Shotgun) L.Jackson sacked at BLT 32 for -6 yards (M.Crosby).	
4-19-BLT 32	(5:24) S.Koch punts 47 yards to LV 21, Center-N.Moore. H.Renfrow to LV 24 for 3 yards (T.Cannon).	

Las Vegas Raiders at 5:14

1-10-LV 24	(5:14) D.Carr pass incomplete deep right to D.Waller (C.Clark).	
2-10-LV 24	(5:09) (Shotgun) D.Carr pass incomplete deep right to D.Waller.	
3-10-LV 24	(5:03) (Shotgun) D.Carr pass incomplete deep middle to D.Waller (C.Clark).	
4-10-LV 24	(4:59) A.Cole punts 63 yards to BLT 13, Center-T.Sieg. D.Duvernay to BLT 35 for 22 yards (N.Kwiatkoski; J.Abram).	

Baltimore Ravens at 4:46

1-10-BLT 35	(4:46) (Shotgun) L.Jackson pass short right to M.Brown to BLT 35 for no gain (C.Hayward).	
2-10-BLT 35	(4:03) (Shotgun) L.Jackson pass short left to T.Williams to LV 44 for 21 yards (C.Hayward).	P3
<u>1-10-LV 44</u>	(3:22) (Shotgun) T.Williams right guard to LV 41 for 3 yards (C.Littleton; D.Perryman).	
2-7-LV 41	(2:39) (Shotgun) L.Jackson pass incomplete short middle to S.Watkins.	
3-7-LV 41	(2:35) (Shotgun) L.Jackson pass short right to M.Andrews to LV 35 for 6 yards (T.Mullen).	
4-1-LV 35	(1:54) (Shotgun) T.Williams up the middle for 35 yards, TOUCHDOWN.	R4
J.Tucker extra point is GOOD, Center-N.Moore, Holder-S.Koch.		

BLT 7 LV 0, 6 plays, 65 yards, 2:59 drive, 13:13 elapsed

J.Tucker kicks 63 yards from BLT 35 to LV 2. H.Ruggs to LV 15 for 13 yards (A.Levine).

Las Vegas Raiders at 1:47, (1st play from scrimmage 1:42)

1-10-LV 15	(1:42) J.Jacobs right tackle to LV 28 for 13 yards (M.Harrison).	R3
<u>1-10-LV 28</u>	(1:06) J.Jacobs right guard to LV 28 for no gain (J.Houston; P.Queen).	
2-10-LV 28	(:31) (Shotgun) D.Carr pass incomplete short right to D.Waller.	
3-10-LV 28	(:25) (Shotgun) D.Carr pass incomplete short middle to D.Waller (M.Humphrey) [J.Houston].	
4-10-LV 28	(:19) A.Cole punts 67 yards to BLT 5, Center-T.Sieg. D.Duvernay to BLT 20 for 15 yards (D.Leavitt; N.Kwiatkoski).	

Baltimore Ravens at 0:08

1-10-BLT 20	(:08) (Shotgun) L.Jackson pass short right to D.Duvernay to BLT 26 for 6 yards (J.Abram).	
-------------	---	--

Baltimore Ravens vs Las Vegas Raiders at Allegiant Stadium								
END OF QUARTER	Score	Time	First Downs				Efficiencies	
		Poss	R	P	X	T	3 Down	4 Down
Baltimore Ravens	7	8:22	2	2	0	4	1/3	1/1
Las Vegas Raiders	0	6:38	2	1	0	3	2/5	0/0

Play By Play

Second Quarter

9/13/2021

Baltimore Ravens continued.

- 2-4-BLT 26 (15:00) (Shotgun) L.Murray right tackle to BLT 23 for -3 yards (D.Philon).
 3-7-BLT 23 (14:20) (Shotgun) L.Jackson pass incomplete short middle to S.Watkins.
 4-7-BLT 23 (14:16) S.Koch punts 42 yards to LV 35, Center-N.Moore, fair catch by H.Renfrow.

Las Vegas Raiders at 14:09

- 1-10-LV 35 (14:09) J.Jacobs left guard to LV 35 for no gain (J.Ellis).
 2-10-LV 35 (13:25) (Shotgun) D.Carr pass short middle to J.Jacobs to LV 41 for 6 yards (M.Harrison).
 3-4-LV 41 (12:38) (Shotgun) *PENALTY on LV-J.Simpson, False Start, 6 yards, enforced at LV 41 - No Play.*
 3-10-LV 35 (12:16) (Shotgun) D.Carr sacked at LV 24 for -11 yards (P.McPhee).
 4-21-LV 24 (11:39) A.Cole punts 50 yards to BLT 26, Center-T.Sieg. D.Duvernay MUFFS catch, and recovers at BLT 32.

Baltimore Ravens at 11:30

- 1-10-BLT 32 (11:30) (Shotgun) L.Jackson pass deep left to M.Brown pushed ob at LV 39 for 29 yards (T.Moehrig). P5
1-10-LV 39 (10:57) (Shotgun) L.Jackson FUMBLES (Aborted) at LV 43, and recovers at LV 43.
 2-14-LV 43 (10:15) (Shotgun) L.Jackson pass short middle to S.Watkins pushed ob at LV 14 for 29 yards (N.Kwiatkoski). P6
1-10-LV 14 (9:40) (Shotgun) L.Jackson pass incomplete short middle to J.Oliver.
 2-10-LV 14 (9:35) (Shotgun) T.Williams right tackle to LV 10 for 4 yards (C.Littleton).
 3-6-LV 10 (9:01) (Shotgun) **L.Jackson pass short right to M.Brown for 10 yards, TOUCHDOWN.** P7
 J.Tucker extra point is GOOD, Center-N.Moore, Holder-S.Koch.

BLT 14 LV 0, 6 plays, 68 yards, 2:38 drive, 6:08 elapsed

J.Tucker kicks 65 yards from BLT 35 to end zone, Touchback.

Las Vegas Raiders at 8:52

- 1-10-LV 25 (8:52) (Shotgun) D.Carr pass short left to A.Ingold pushed ob at LV 30 for 5 yards (D.Elliott).
 2-5-LV 30 (8:15) (Shotgun) D.Carr pass short left to K.Drake pushed ob at LV 36 for 6 yards (M.Harrison). P4
1-10-LV 36 (7:44) (Shotgun) D.Carr pass short middle to H.Renfrow to LV 48 for 12 yards (T.Young). P5
1-10-LV 48 (7:08) (No Huddle, Shotgun) D.Carr pass short left to D.Waller to BLT 43 for 9 yards (A.Averett).
 2-1-BLT 43 (6:31) K.Drake right tackle to BLT 43 for no gain (O.Oweh).
 3-1-BLT 43 (5:46) (Shotgun) D.Carr pass deep middle to D.Waller to BLT 19 for 24 yards (D.Elliott; C.Clark). P6
1-10-BLT 19 (5:00) (Shotgun) D.Carr pass incomplete short left to H.Ruggs.
 2-10-BLT 19 (4:55) (Shotgun) D.Carr pass short right to D.Waller to BLT 11 for 8 yards (C.Board).
 Timeout #1 by LV at 04:22.
 3-2-BLT 11 (4:22) (Shotgun) D.Carr pass incomplete short left to H.Renfrow.
PENALTY on BLT-T.Young, Defensive Pass Interference, 9 yards, enforced at BLT 11 - No Play. X7
1-2-BLT 2 (4:17) (Shotgun) **J.Jacobs up the middle for 2 yards, TOUCHDOWN.** R8
 D.Carlson extra point is GOOD, Center-T.Sieg, Holder-A.Cole.

BLT 14 LV 7, 9 plays, 75 yards, 1 penalty, 4:38 drive, 10:46 elapsed

D.Carlson kicks 65 yards from LV 35 to end zone, Touchback.

Baltimore Ravens at 4:14

- 1-10-BLT 25 (4:14) (Shotgun) T.Williams left guard to BLT 26 for 1 yard (C.Littleton).
 2-9-BLT 26 (3:32) (Shotgun) L.Jackson pass short right to M.Brown ran ob at BLT 39 for 13 yards (D.Perryman). P8
1-10-BLT 39 (2:59) (Shotgun) T.Williams left guard to LV 45 for 16 yards (J.Abram; T.Moehrig). R9
1-10-LV 45 (2:12) (Shotgun) L.Murray right tackle to LV 42 for 3 yards (Y.Ngakoue, J.Hankins).

Two-Minute Warning

- 2-7-LV 42 (2:00) (Shotgun) L.Jackson pass short middle to M.Andrews to LV 38 for 4 yards (D.Perryman) [M.Crosby].
 3-3-LV 38 (1:22) (Shotgun) T.Williams left guard to LV 36 for 2 yards (Y.Ngakoue, J.Abram). BLT-T.Phillips was injured during the play. His return is Questionable.
 Timeout #1 by BLT at 01:13.
 4-1-LV 36 (1:13) (Shotgun) L.Murray left guard to LV 36 for no gain (K.Wright).

Las Vegas Raiders at 1:12

- 1-10-LV 36 (1:12) (Shotgun) D.Carr pass incomplete deep right to D.Waller.
 Timeout #2 by BLT at 01:07.
 2-10-LV 36 (1:07) (Shotgun) D.Carr pass short middle to Z.Jones to BLT 49 for 15 yards (A.Averett). P9

Baltimore Ravens vs Las Vegas Raiders at Allegiant Stadium

<u>1-10-BLT 49</u>	(:44) (No Huddle, Shotgun) D.Carr pass incomplete short right to H.Renfrow.	
2-10-BLT 49	(:39) (Shotgun) D.Carr pass incomplete deep left to H.Ruggs.	
3-10-BLT 49	(:33) (Shotgun) D.Carr pass short left to H.Renfrow to BLT 36 for 13 yards (T.Young; M.Humphrey).	P10
	Timeout #2 by LV at 00:27.	
<u>1-10-BLT 36</u>	(:27) (Shotgun) D.Carr pass short left to H.Renfrow ran ob at BLT 29 for 7 yards (T.Young).	
2-3-BLT 29	(:22) (Shotgun) D.Carr pass incomplete deep right to B.Edwards.	
3-3-BLT 29	(:17) (Shotgun) D.Carr pass incomplete deep right to D.Waller.	
	<i>PENALTY on BLT, Unnecessary Roughness, 15 yards, enforced at BLT 29 - No Play.</i>	X11
<u>1-10-BLT 14</u>	(:10) (Shotgun) D.Carr sacked at BLT 16 for -2 yards (O.Oweh).	
	Timeout #3 by LV at 00:03.	
2-12-BLT 16	(:02) D.Carlson 34 yard field goal is GOOD, Center-T.Sieg, Holder-A.Cole.	

BLT 14 LV 10, 9 plays, 48 yards, 1 penalty, 1:12 drive, 15:00 elapsed

END OF QUARTER

	Score	Time Poss	First Downs				Efficiencies	
			R	P	X	T	3 Down	4 Down
Baltimore Ravens	14	6:31	1	4	0	5	1/3	0/1
Las Vegas Raiders	10	8:29	1	5	2	8	2/3	0/0

Play By Play

Third Quarter

9/13/2021

BLT elects to Receive, and LV elects to defend the South goal.

D.Carlson kicks 65 yards from LV 35 to end zone, Touchback.

Baltimore Ravens at 15:00

1-10-BLT 25	(15:00) (Shotgun) L.Jackson pass short middle to M.Andrews to BLT 35 for 10 yards (D.Perryman).	P10
<u>1-10-BLT 35</u>	(14:20) (Shotgun) L.Jackson pass incomplete deep left to D.Duvernay.	
2-10-BLT 35	(14:14) (Shotgun) L.Jackson pass incomplete deep right to M.Andrews.	
	<i>PENALTY on LV-T.Mullen, Illegal Use of Hands, 5 yards, enforced at BLT 35 - No Play.</i>	X11
<u>1-10-BLT 40</u>	(14:09) (Shotgun) L.Murray up the middle to BLT 44 for 4 yards (D.Perryman; M.Crosby).	
2-6-BLT 44	(13:27) (Shotgun) L.Jackson pass incomplete short middle to S.Watkins.	
3-6-BLT 44	(13:23) (Shotgun) L.Jackson pass incomplete short middle to S.Watkins (Y.Ngakoue).	
4-6-BLT 44	(13:19) S.Koch punts 49 yards to LV 7, Center-N.Moore, downed by BLT-T.Wallace.	

Las Vegas Raiders at 13:10

1-10-LV 7	(13:10) J.Jacobs left end to LV 9 for 2 yards (B.Williams; P.Queen).	
2-8-LV 9	(12:37) (No Huddle, Shotgun) D.Carr pass incomplete short left to D.Waller.	
3-8-LV 9	(12:33) (Shotgun) D.Carr pass short left to D.Waller pushed ob at LV 31 for 22 yards (D.Elliott).	
	<i>PENALTY on LV-B.Edwards, Offensive Pass Interference, 4 yards, enforced at LV 9 - No Play.</i>	
3-12-LV 5	(12:00) (Shotgun) <i>PENALTY on LV, Delay of Game, 3 yards, enforced at LV 5 - No Play.</i>	
3-15-LV 2	(11:41) K.Drake left tackle to LV 4 for 2 yards (J.Houston; C.Campbell).	
4-13-LV 4	(11:03) A.Cole punts 64 yards to BLT 32, Center-T.Sieg. D.Duvernay pushed ob at LV 38 for 30 yards (T.Sieg).	

Baltimore Ravens at 10:48

1-10-LV 38	(10:48) (Shotgun) L.Jackson pass incomplete short right to P.Ricard.	
2-10-LV 38	(10:44) (Shotgun) L.Jackson scrambles up the middle to LV 27 for 11 yards (C.Littleton).	R12
<u>1-10-LV 27</u>	(10:00) (Shotgun) L.Murray up the middle to LV 21 for 6 yards (Y.Ngakoue; Q.Jefferson).	
2-4-LV 21	(9:17) (Shotgun) P.Mekari reported in as eligible. T.Williams right tackle to LV 22 for -1 yards (N.Kwiatkoski).	
3-5-LV 22	(8:33) (Shotgun) L.Jackson pass incomplete short right to T.Williams.	
4-5-LV 22	(8:29) J.Tucker 40 yard field goal is GOOD, Center-N.Moore, Holder-S.Koch.	

BLT 17 LV 10, 6 plays, 16 yards, 2:24 drive, 6:36 elapsed

J.Tucker kicks 65 yards from BLT 35 to LV 0. H.Ruggs to LV 20 for 20 yards (C.Westry).

Las Vegas Raiders at 8:24, (1st play from scrimmage 8:20)

1-10-LV 20	(8:20) D.Carr left end ran ob at LV 24 for 4 yards (J.Ferguson).	
2-6-LV 24	(7:55) (Shotgun) D.Carr pass short right to K.Drake to LV 28 for 4 yards (P.Queen).	
3-2-LV 28	(7:10) (Shotgun) D.Carr pass incomplete deep middle to B.Edwards.	
	<i>PENALTY on BLT-T.Young, Defensive Pass Interference, 32 yards, enforced at LV 28 - No Play.</i>	X12
<u>1-10-BLT 40</u>	(7:04) (Shotgun) J.Jacobs left tackle to BLT 32 for 8 yards (B.Williams; P.Queen).	
	<i>PENALTY on LV-A.James, Offensive Holding, 10 yards, enforced at BLT 40 - No Play.</i>	
1-20-50	(6:33) (Shotgun) D.Carr pass short left to K.Drake pushed ob at BLT 38 for 12 yards (P.Queen). BLT-M.Humphrey was injured during the play. His return is Questionable.	
2-8-BLT 38	(6:02) (Shotgun) D.Carr pass short middle to D.Waller to BLT 22 for 16 yards (A.Averett).	P13
<u>1-10-BLT 22</u>	(5:18) (Shotgun) D.Carr pass short left to D.Waller to BLT 20 for 2 yards (D.Elliott).	
2-8-BLT 20	(4:33) (Shotgun) D.Carr pass short right to A.Ingold pushed ob at BLT 17 for 3 yards (T.Bowser).	
3-5-BLT 17	(4:02) (Shotgun) D.Carr pass short right to H.Renfrow to BLT 13 for 4 yards (M.Humphrey).	
4-1-BLT 13	(3:25) (Shotgun) J.Jacobs up the middle to BLT 13 for no gain (C.Board).	

Baltimore Ravens at 3:22

1-10-BLT 13	(3:22) (Shotgun) L.Jackson right end to BLT 28 for 15 yards (J.Abram).	R13
<u>1-10-BLT 28</u>	(2:38) (Shotgun) L.Jackson pass short left to T.Williams to BLT 34 for 6 yards (C.Littleton; J.Abram).	
2-4-BLT 34	(1:50) (Shotgun) T.Cannon right end to BLT 45 for 11 yards (T.Moehrig; C.Littleton).	
	<i>PENALTY on BLT-E.Tomlinson, Offensive Holding, 10 yards, enforced at BLT 37.</i>	
2-11-BLT 27	(1:25) (Shotgun) L.Jackson pass short middle to M.Brown to BLT 31 for 4 yards (N.Kwiatkoski).	
3-7-BLT 31	(:43) (Shotgun) L.Jackson sacked at BLT 25 for -6 yards (M.Crosby).	

Baltimore Ravens vs Las Vegas Raiders at Allegiant Stadium								
END OF QUARTER	Score	Time	First Downs				Efficiencies	
		Poss	R	P	X	T	3 Down	4 Down
Baltimore Ravens	17	7:36	2	1	1	4	0/3	0/0
Las Vegas Raiders	10	7:24	0	1	1	2	0/2	0/1

Play By Play

Fourth Quarter

9/13/2021

Baltimore Ravens continued.

4-13-BLT 25 (15:00) S.Koch punts 41 yards to LV 34, Center-N.Moore. H.Renfrow pushed ob at LV 41 for 7 yards (K.Welch).

Las Vegas Raiders at 14:49

1-10-LV 41 (14:49) (Shotgun) D.Carr pass incomplete deep left to H.Ruggs.
 2-10-LV 41 (14:44) (Shotgun) *PENALTY on LV-A.Ingold, False Start, 5 yards, enforced at LV 41 - No Play.*
 2-15-LV 36 (14:44) (Shotgun) D.Carr sacked at LV 23 for -13 yards (P.Queen).
 3-28-LV 23 (14:07) (Shotgun) D.Carr pass short middle to K.Drake to LV 44 for 21 yards (C.Clark; D.Elliott).
 4-7-LV 44 (13:31) A.Cole punts 37 yards to BLT 19, Center-T.Sieg, fair catch by D.Duvernay.

Baltimore Ravens at 13:23

1-10-BLT 19 (13:23) (Shotgun) L.Jackson pass short right to M.Brown to BLT 32 for 13 yards (D.Perryman). P14
1-10-BLT 32 (12:43) (Shotgun) L.Jackson left tackle to BLT 36 for 4 yards (C.Nassib).
 2-6-BLT 36 (12:02) (Shotgun) L.Jackson scrambles up the middle to BLT 38 for 2 yards (Q.Jefferson; C.Littleton). FUMBLES (Q.Jefferson), touched at BLT 40, RECOVERED by LV-D.Perryman at BLT 42. D.Perryman to BLT 41 for 1 yard (L.Jackson).

Las Vegas Raiders at 11:54

1-10-BLT 41 (11:54) (Shotgun) D.Carr pass short right to D.Waller to BLT 37 for 4 yards (P.Queen).
 2-6-BLT 37 (11:17) D.Carr pass short right to A.Ingold to BLT 32 for 5 yards (M.Humphrey).
 3-1-BLT 32 (10:37) (Shotgun) J.Jacobs left guard to BLT 31 for 1 yard (P.Queen). R14
 Timeout #1 by BLT at 10:05.
1-10-BLT 31 (10:05) (Shotgun) D.Carr pass short middle to K.Drake to BLT 15 for 16 yards (M.Humphrey; C.Board). P15
1-10-BLT 15 (9:24) **J.Jacobs right guard for 15 yards, TOUCHDOWN.** R16
 D.Carlson extra point is GOOD, Center-T.Sieg, Holder-A.Cole.

BLT 17 LV 17, 5 plays, 41 yards, 2:36 drive, 5:42 elapsed

D.Carlson kicks 65 yards from LV 35 to end zone, Touchback.

Baltimore Ravens at 9:18

1-10-BLT 25 (9:18) (Shotgun) T.Williams left guard to BLT 27 for 2 yards (D.Perryman).
 2-8-BLT 27 (8:35) (Shotgun) L.Jackson pass short middle to P.Ricard to BLT 33 for 6 yards (J.Abram; D.Perryman).
 3-2-BLT 33 (7:53) (Shotgun) M.Brown left end to BLT 38 for 5 yards (C.Littleton). R15
1-10-BLT 38 (7:15) (Shotgun) L.Murray up the middle to BLT 43 for 5 yards (Q.Jefferson, T.Moehrig).
 2-5-BLT 43 (6:31) (Shotgun) L.Jackson pass deep right to S.Watkins to LV 8 for 49 yards (T.Moehrig). LV-G.McCoy was injured during the play. His return is Questionable. P16
1-8-LV 8 (6:09) (Shotgun) **L.Murray up the middle for 8 yards, TOUCHDOWN.** R17
 J.Tucker extra point is GOOD, Center-N.Moore, Holder-S.Koch.

BLT 24 LV 17, 6 plays, 75 yards, 3:14 drive, 8:56 elapsed

J.Tucker kicks 65 yards from BLT 35 to end zone, Touchback.

Las Vegas Raiders at 6:04

1-10-LV 25 (6:04) (Shotgun) D.Carr pass short left to D.Waller pushed ob at LV 34 for 9 yards (A.Averett).
 2-1-LV 34 (5:40) K.Drake right guard to LV 37 for 3 yards (P.Queen). R17
1-10-LV 37 (5:05) (Shotgun) D.Carr pass short left to H.Renfrow pushed ob at LV 44 for 7 yards (M.Humphrey).
 2-3-LV 44 (4:59) (Shotgun) D.Carr pass short left to H.Ruggs to BLT 47 for 9 yards (M.Humphrey). P18
1-10-BLT 47 (4:15) (Shotgun) D.Carr pass incomplete short middle to D.Waller [C.Campbell].
 2-10-BLT 47 (4:12) (Shotgun) D.Carr pass incomplete short right.
 3-10-BLT 47 (4:06) (Shotgun) D.Carr pass deep right to H.Ruggs pushed ob at BLT 10 for 37 yards (B.Stephens). P19
1-10-BLT 10 (3:58) J.Jacobs right end to BLT 11 for -1 yards (M.Humphrey).
PENALTY on LV-A.Leatherwood, Offensive Holding, 10 yards, enforced at BLT 10 - No Play.
 1-20-BLT 20 (3:53) (Shotgun) D.Carr pass short right to D.Waller pushed ob at BLT 10 for 10 yards (C.Westry).
 2-10-BLT 10 (3:50) (Shotgun) **D.Carr pass short right to D.Waller for 10 yards, TOUCHDOWN.** P20
 D.Carlson extra point is GOOD, Center-T.Sieg, Holder-A.Cole.

BLT 24 LV 24, 9 plays, 75 yards, 2:20 drive, 11:16 elapsed

D.Carlson kicks 65 yards from LV 35 to end zone, Touchback.

Baltimore Ravens at 3:44

1-10-BLT 25 (3:44) (Shotgun) L.Jackson up the middle to BLT 26 for 1 yard (M.Crosby).
 2-9-BLT 26 (3:06) (Shotgun) L.Jackson pass short middle to P.Ricard to BLT 35 for 9 yards (K.Wright; D.Perryman). P18

Baltimore Ravens vs Las Vegas Raiders at Allegiant Stadium

<u>1-10-BLT 35</u>	(2:25) (Shotgun) L.Murray right tackle to BLT 35 for no gain (J.Hankins; M.Crosby).	
Two-Minute Warning		
2-10-BLT 35	(2:00) (Shotgun) L.Jackson scrambles up the middle to LV 37 for 28 yards (N.Hobbs).	R19
	Timeout #1 by LV at 01:39.	
<u>1-10-LV 37</u>	(1:39) (Shotgun) L.Murray right tackle to LV 35 for 2 yards (T.Mullen).	
	Timeout #2 by LV at 01:34.	
2-8-LV 35	(1:34) (Shotgun) L.Jackson up the middle to LV 31 for 4 yards (C.Littleton; Q.Jefferson).	
	Timeout #3 by LV at 01:29.	
3-4-LV 31	(1:29) (Shotgun) L.Jackson right end to LV 29 for 2 yards (C.Nassib).	
	Timeout #2 by BLT at 00:42.	
4-2-LV 29	(:42) J.Tucker 47 yard field goal is GOOD, Center-N.Moore, Holder-S.Koch.	

BLT 27 LV 24, 8 plays, 46 yards, 3:07 drive, 14:23 elapsed

J.Tucker kicks 65 yards from BLT 35 to end zone, Touchback.

Las Vegas Raiders at 0:37

1-10-LV 25	(:37) (Shotgun) D.Carr pass deep middle to B.Edwards to LV 45 for 20 yards (A.Averett).	P21
<u>1-10-LV 45</u>	(:23) D.Carr spiked the ball to stop the clock.	
2-10-LV 45	(:22) (Shotgun) D.Carr pass deep middle to B.Edwards to BLT 37 for 18 yards (M.Humphrey).	P22
<u>1-10-BLT 37</u>	(:08) D.Carr spiked the ball to stop the clock.	
2-10-BLT 37	(:07) D.Carlson 55 yard field goal is GOOD, Center-T.Sieg, Holder-A.Cole.	

BLT 27 LV 27, 5 plays, 38 yards, 0:35 drive, 14:58 elapsed

D.Carlson kicks 65 yards from LV 35 to end zone, Touchback.

Baltimore Ravens at 0:02

1-10-BLT 25	(:02) L.Jackson kneels to BLT 24 for -1 yards.
-------------	--

END OF QUARTER

	Score	Time Poss	First Downs				Efficiencies	
			R	P	X	T	3 Down	4 Down
Baltimore Ravens	27	8:03	3	3	0	6	1/2	0/0
Las Vegas Raiders	27	6:57	3	6	0	9	2/3	0/0

Play By Play

Overtime

9/13/2021

LV wins toss, elects to Receive, and BLT elects to defend the North goal.

J.Tucker kicks 65 yards from BLT 35 to end zone, Touchback.

Las Vegas Raiders at 10:00

1-10-LV 25	(10:00) D.Carr pass short right to B.Edwards to LV 36 for 11 yards (A.Averett).	P23
<u>1-10-LV 36</u>	(9:22) (Shotgun) J.Jacobs right end to LV 34 for -2 yards (C.Westry).	
2-12-LV 34	(8:44) (Shotgun) D.Carr pass short left to H.Renfrow to BLT 39 for 27 yards (D.Elliott).	P24
<u>1-10-BLT 39</u>	(8:02) K.Drake right tackle to BLT 33 for 6 yards (C.Campbell, M.Humphrey).	
	Timeout #1 by LV at 07:22.	
2-4-BLT 33	(7:22) (Shotgun) D.Carr pass incomplete short right.	
3-4-BLT 33	(7:16) (Shotgun) D.Carr pass deep right to B.Edwards for 33 yards, TOUCHDOWN. The Replay Official reviewed the runner broke the plane ruling, and the play was REVERSED. (Shotgun) D.Carr pass deep right to B.Edwards to BLT 1 for 32 yards (B.Stephens).	P25
<u>1-1-BLT 1</u>	(7:03) D.Carr up the middle to BLT 1 for no gain (J.Ferguson; P.Queen).	
	Timeout #2 by LV at 06:23.	
2-1-BLT 1	(6:23) <i>PENALTY on LV-A.Leatherwood, False Start, 4 yards, enforced at BLT 1 - No Play.</i>	
2-5-BLT 5	(6:23) (Shotgun) D.Carr pass incomplete short right to H.Renfrow [C.Board].	
3-5-BLT 5	(6:19) (Shotgun) D.Carr pass short left intended for W.Snead INTERCEPTED by A.Averett [O.Oweh] at BLT -3. Touchback.	

Baltimore Ravens at 6:13

1-10-BLT 20	(6:13) (Shotgun) L.Jackson pass incomplete short right.	
	Timeout #1 by BLT at 06:07.	
2-10-BLT 20	(6:07) (Shotgun) L.Jackson pass short middle to S.Watkins to BLT 30 for 10 yards (C.Littleton) [M.Crosby].	P20
<u>1-10-BLT 30</u>	(5:28) (Shotgun) L.Murray right guard to BLT 33 for 3 yards (N.Hobbs).	
2-7-BLT 33	(4:45) (Shotgun) L.Jackson pass incomplete short middle to M.Andrews (J.Abram).	
3-7-BLT 33	(4:39) (Shotgun) L.Jackson sacked at BLT 27 for -6 yards (C.Nassib). FUMBLES (C.Nassib) [C.Nassib], RECOVERED by LV-D.Philon at BLT 27. D.Philon to BLT 27 for no gain (B.Bozeman).	

Las Vegas Raiders at 4:31

1-10-BLT 27	(4:31) K.Drake left tackle to BLT 26 for 1 yard (P.McPhee).	
2-9-BLT 26	(3:44) <i>(Field Goal formation) PENALTY on LV, Delay of Game, 5 yards, enforced at BLT 26 - No Play.</i>	
2-14-BLT 31	(3:44) (Shotgun) D.Carr pass deep right to Z.Jones for 31 yards, TOUCHDOWN.	P26

BLT 27 LV 33, 2 plays, 27 yards, 0:53 drive, 6:22 elapsed								
---	--	--	--	--	--	--	--	--

END OF QUARTER

	Score	Time Poss	First Downs				Efficiencies	
			R	P	X	T	3 Down	4 Down
Baltimore Ravens	27	1:42	0	1	0	1	0/1	0/0
Las Vegas Raiders	33	4:40	0	4	0	4	1/2	0/0

Miscellaneous Statistics Report

Baltimore Ravens vs Las Vegas Raiders 9/13/2021 at Allegiant Stadium

Ten Longest Plays for Baltimore Ravens

Yards	Qtr	Play Start	Play Description
49	4	2-5-BLT 43	(6:31) (Shotgun) L.Jackson pass deep right to S.Watkins to LV 8 for 49 yards (T.Moehrig). LV-G.McCoy was injured during the play. His return is Questionable.
35	1	4-1-LV 35	(1:54) (Shotgun) T.Williams up the middle for 35 yards, TOUCHDOWN.
29	2	1-10-BLT 32	(11:30) (Shotgun) L.Jackson pass deep left to M.Brown pushed ob at LV 39 for 29 yards (T.Moehrig).
29	2	2-14-LV 43	(10:15) (Shotgun) L.Jackson pass short middle to S.Watkins pushed ob at LV 14 for 29 yards (N.Kwiatkoski).
28	4	2-10-BLT 35	(2:00) (Shotgun) L.Jackson scrambles up the middle to LV 37 for 28 yards (N.Hobbs).
21	1	2-10-BLT 35	(4:03) (Shotgun) L.Jackson pass short left to T.Williams to LV 44 for 21 yards (C.Hayward).
18	1	2-7-BLT 11	(9:51) L.Jackson scrambles up the middle pushed ob at BLT 29 for 18 yards (J.Abram).
16	2	1-10-BLT 39	(2:59) (Shotgun) T.Williams left guard to LV 45 for 16 yards (J.Abram; T.Moehrig).
15	3	1-10-BLT 13	(3:22) (Shotgun) L.Jackson right end to BLT 28 for 15 yards (J.Abram).
13	2	2-9-BLT 26	(3:32) (Shotgun) L.Jackson pass short right to M.Brown ran ob at BLT 39 for 13 yards (D.Perryman).

Ten Longest Plays for Las Vegas Raiders

Yards	Qtr	Play Start	Play Description
37	4	3-10-BLT 47	(4:06) (Shotgun) D.Carr pass deep right to H.Ruggs pushed ob at BLT 10 for 37 yards (B.Stephens).
32	5	3-4-BLT 33	(7:16) (Shotgun) D.Carr pass deep right to B.Edwards for 33 yards, TOUCHDOWN.
31	1	3-1-LV 34	(14:13) (Shotgun) M.Mariota up the middle to BLT 35 for 31 yards (M.Humphrey).
31	5	2-14-BLT 11	(3:44) (Shotgun) D.Carr pass deep right to Z.Jones for 31 yards, TOUCHDOWN.
27	5	2-12-LV 34	(8:44) (Shotgun) D.Carr pass short left to H.Renfrow to BLT 39 for 27 yards (D.Elliott).
24	2	3-1-BLT 43	(5:46) (Shotgun) D.Carr pass deep middle to D.Waller to BLT 19 for 24 yards (D.Elliott; C.Clark).
21	4	3-28-LV 23	(14:07) (Shotgun) D.Carr pass short middle to K.Drake to LV 44 for 21 yards (C.Clark; D.Elliott).
20	4	1-10-LV 25	(:37) (Shotgun) D.Carr pass deep middle to B.Edwards to LV 45 for 20 yards (A.Averett).
18	4	2-10-LV 45	(:22) (Shotgun) D.Carr pass deep middle to B.Edwards to BLT 37 for 18 yards (M.Humphrey).
16	3	2-8-BLT 38	(6:02) (Shotgun) D.Carr pass short middle to D.Waller to BLT 22 for 16 yards (A.Averett).

Touchdown Scoring Information

		Offense	Defense	Special Teams
VISITOR	Baltimore Ravens	3	0	0
HOME	Las Vegas Raiders	4	0	0

Player Scoring Information

Club	Player	TD	Rush TD	Rec TD	KO TD	Punt TD	Int TD	Fum TD	Misc TD	FG	XP	2Pt Rush	2Pt Rec	Sfty	Points
BLT	J.Tucker	0	0	0	0	0	0	0	0	2	3	0	0	0	9
BLT	T.Williams	0	1	0	0	0	0	0	0	0	0	0	0	0	6
BLT	L.Murray	0	1	0	0	0	0	0	0	0	0	0	0	0	6
BLT	M.Brown	0	0	1	0	0	0	0	0	0	0	0	0	0	6
LV	J.Jacobs	0	2	0	0	0	0	0	0	0	0	0	0	0	12
LV	D.Carlson	0	0	0	0	0	0	0	0	2	3	0	0	0	9
LV	D.Waller	0	0	1	0	0	0	0	0	0	0	0	0	0	6
LV	Z.Jones	0	0	1	0	0	0	0	0	0	0	0	0	0	6

Possession Detail

	First Half		Second Half		Game	
	Visitor	Home	Visitor	Home	Visitor	Home
Largest Lead	14	0	7	6	14	6
Drives Leading	3	0	4	0	7	0
Time of Possession Leading	6:39	0:00	9:16	0:00	15:55	0:00
Largest Deficit	0	-14	-6	-7	-6	-14
Drives Trailing	0	4	0	6	0	10
Time of Possession Trailing	0:00	10:08	0:00	14:21	0:00	24:29
Times Score Tied Up		0		3		3
Lead Changes		1		3		4

Playtime Percentage

Percent of playtime per player on offense, defense and special teams (Unofficial)

Baltimore Ravens						Las Vegas Raiders					
		Offense	Defense	Special Teams				Offense	Defense	Special Teams	
A Villanueva	T	68 100%		5	16%	A Leatherwood	T	86 100%		5	16%
K Zeitler	G	68 100%		5	16%	J Simpson	G	86 100%		5	16%
R Stanley	T	68 100%		5	16%	K Miller	T	86 100%		5	16%
B Bozeman	G	68 100%		3	9%	D Carr	QB	86 100%			
L Jackson	QB	68 100%				A James	C	86 100%			
S Watkins	WR	56 82%				D Waller	TE	81 94%			
M Andrews	TE	55 81%				J Eluemunor	T	69 80%		4	12%
M Brown	WR	47 69%				B Edwards	WR	57 66%			
P Ricard	FB	41 60%		5	16%	H Ruggs	WR	56 65%		7	22%
D Duvernay	WR	39 57%		11	34%	H Renfrow	WR	47 55%		4	12%
B Powers	G	39 57%		5	16%	F Moreau	TE	46 53%		22	69%
T Williams	RB	35 51%				J Jacobs	RB	45 52%			
T Phillips	G	29 43%		2	6%	K Drake	RB	41 48%			
L Murray	RB	21 31%				A Ingold	FB	23 27%		22	69%
E Tomlinson	TE	19 28%		5	16%	Z Jones	WR	20 23%		9	28%
T Cannon	RB	9 13%		15	47%	D Good	G	17 20%		1	3%
J Proche	WR	7 10%		5	16%	D Carrier	TE	11 13%		27	84%
P Mekari	G	6 9%		5	16%	W Snead	WR	2 2%		7	22%
J Oliver	TE	5 7%				J Hankins	DT	1 1%	46 68%	5	16%
C Clark	SS		86 100%	6	19%	M Mariota	QB	1 1%			
A Averett	CB		85 99%	13	41%	J Abram	SS		68 100%	20	62%
D Elliott	FS		85 99%	6	19%	T Moehrig	DB		68 100%	5	16%
M Humphrey	CB		85 99%	4	12%	T Mullen	CB		68 100%	5	16%
P Queen	LB		72 84%			C Hayward	CB		67 99%	5	16%
C Campbell	DE		60 70%	11	34%	M Crosby	DE		62 91%	5	16%
J Houston	LB		56 65%			C Littleton	LB		57 84%	15	47%
T Bowser	LB		51 59%	14	44%	D Perryman	LB		52 76%		
O Oweh	LB		48 56%			Q Jefferson	DT		43 63%	5	16%
M Harrison	LB		44 51%	16	50%	K Wright	LB		37 54%	3	9%
B Williams	NT		44 51%	6	19%	N Hobbs	DB		34 50%	15	47%
P McPhee	LB		36 42%			D Philon	DT		34 50%	5	16%
C Westry	CB		33 38%	21	66%	Y Ngakoue	DE		33 49%	2	6%
J Madubuike	DT		33 38%	6	19%	C Nassib	DE		30 44%	7	22%
C Board	LB		28 33%	27	84%	N Kwiatkoski	LB		16 24%	23	72%
B Stephens	FS		25 29%	20	62%	S Thomas	DE		15 22%		
T Young	CB		24 28%			G McCoy	DT		9 13%		
B Washington	DT		21 24%			D Leavitt	FS		8 12%	22	69%
J Ellis	DT		19 22%	1	3%	D Arnette	CB		1 1%	4	12%
J Ferguson	LB		10 12%	5	16%	D Deablo	LB			22	69%
A Levine	SS			27	84%	T Gillespie	DB			16	50%
K Welch	LB			27	84%	T Sieg	LS			11	34%
G Stone	FS			21	66%	A Cole	P			11	34%
T Wallace	WR			20	62%	D Carlson	K			10	31%
J Tucker	K			12	38%	A Robertson	CB			8	25%
N Moore	LS			9	28%						

S Koch	P	9	28%	B Parker	T	5	16%
				N Martin	C	5	16%

LAS VEGAS REVIEW-JOURNAL

Graney: Carl Nassib makes play needed to win

By Ed Graney

September 13, 2021

When it was over and the craziness subsided — and, boy, was there a lot of it — the Raiders beat Baltimore 33-27 in overtime Monday night because this happened:

Five plays over 1:49.

One enormous forced fumble and recovery.

The defensive stop that never really came last season.

The sort of play that was never really made back then.

Things need to be cleaned up all over the place, but apologies are never warranted following an NFL victory.

The Raiders earned every bit of this one before an electric 61,756 at Allegiant Stadium.

Defense stood tall

It was the first regular-season game fans were allowed to attend in our pandemic world, and it's a safe bet the majority walked (stumbled) away all sorts of euphoric.

They also departed with this image: A defense that stood tallest when needed most. A side of the ball that has been deservedly criticized for several seasons turning the game on its wild head in favor of the Raiders.

It was defensive end Carl Nassib who forced the fumble that was recovered by tackle Darius Philon with 4:31 remaining in overtime.

Three plays later, Raiders quarterback Derek Carr lofted a 31-yard touchdown pass to Zay Jones for the win. What followed was a shrieking tremor of noise loud enough to awaken folks in Henderson on one side of town and Summerlin on the other.

"We harp on the defense so much," Carr said. "You hear this. You hear that. You see a lot of coordinators come in and go. For them to make the play at the end and give us chance after chance after chance with all their stops — I hope someone praises the defense. They deserve it.

"Were they perfect? No. Were we as an offense? No. But we won as a team."

Guys were just so active defensively. Gus Bradley is the new coordinator, and it's not a secret many players who competed under him at previous spots are now wearing Raiders colors. Many of them shined Monday. Maxx Crosby isn't a Bradley disciple but his play certainly suggests the coach has made an early impression on the third-year end. So too has defensive line coach Rod Marinelli.

Crosby would finish with two sacks and five quarterback hits, and free-agent signee Yannick Ngakoue had four tackles and a quarterback hit before leaving with an injured hamstring.

You had Quinton Jefferson forcing a fumble and Denzel Perryman recovering it. You had K.J. Wright making big tackles on fourth down.

Carr is right. Things weren't perfect. There were breakdowns that led to Baltimore scores. Blown coverages. Blown assignments. Guys being totally out of position.

But when the time came — like it has so often before — and someone had to step up and do the one thing that leads to winning, Nassib was there.

"He made a great play," Raiders coach Jon Gruden said. "Nassib had a great training camp. We're going to need him going forward."

The biggest play

Such is how things played out:

Lamar Jackson threw an incomplete pass.

Jackson completed a 10-yard pass to Sammy Watkins.

Latavius Murray ran for 3 yards.

Jackson threw incomplete.

And on third-and-7 from the Baltimore 33 with 4:39 remaining in overtime, Jackson dropped back and the Raiders brought pressure.

Nassib got to Jackson first, sacking the quarterback while forcing the fumble that Philon fell on.

"I've played in a lot of games, this being my sixth year," Nassib said. "I try to make sure that I remember every single game. I won't forget this one."

Neither will his coaches or teammates or Raider Nation in what was a rocking Allegiant Stadium. The stop and play they needed to finally make.

And did.

Derek Carr overcomes slow start with dramatic comeback

By Adam Hill

September 13, 2021

Derek Carr made some throws Monday night against the Baltimore Ravens that he would like to forget.

But he ended the first game in front of fans at Allegiant Stadium in a way he will want to remember forever.

It was an inconsistent performance that ended with the highest of highs on a floater to a wide-open Zay Jones for a 31-yard touchdown and 33-27 overtime victory.

"I hope this is a sign of things to come," Carr said. "Who cares how we do it? Let's just win. I do not care. We won the game. I'm celebrating that. It's the only thing that matters."

Carr finished 34 of 56 for 435 yards and two TDs, outdueling former MVP Lamar Jackson, but the game didn't start the way Carr wanted after he sat out the entire preseason.

There were misfires and questionable decisions.

Carr was 2 of 10 in the first quarter for 22 yards, including a three-and-out where he misfired on three straight passes.

"There was a time if we weren't perfect, we weren't going to win the game," he said. "Tonight, we weren't perfect. The defense was able to keep us in the game and put us in a position where we had a chance to make a play to win the game."

Carr made plenty of them. He rallied the team to tie the game late in the fourth quarter, only to have to lead another drive to tie it again after the Ravens kicked a go-ahead field goal with 37 seconds remaining.

Then, after a fluky interception in the end zone in overtime, Carr made one more big play to Jones for the win.

"I thought Derek Carr was awesome under some really tough circumstances tonight," coach Jon Gruden said.

He wasn't alone in the slow start.

Carr targeted tight end Darren Waller 19 times, but they couldn't seem to get on the right page early. When Waller was open, the throws often sailed off-target. When Waller had a chance to make a play, he let a few get away.

"There's passes that were tough that I felt I could have brought down," Waller said. "But you have to stick with it and talk to yourself positively and turn things around."

Waller finished with 10 catches for 105 yards and a touchdown to help key the comeback and set up late heroics by Bryan Edwards, Henry Ruggs and Jones.

The rally marked the 22nd time Carr has led a fourth-quarter comeback win.

"I don't even know the exact number, but it's my favorite stat," Carr said. "Those are earned wins. Some wins, you just hand the ball off and get the credit."

He did much more than that Monday, shattering the franchise record for most passing yards in an opening game, previously held by Marc Wilson with 346 in 1986.

Carr, who praised the fans for creating a “college-like” atmosphere the first time they watched a regular-season game at Allegiant Stadium, said the key to overcoming the slow start was to not think too much about it.

“We started out rough, but nothing in my heart or in my mind changed,” he said. “You just think this next play is the one that’s going to win the game. It’s just a mindset.”

Carr is also at a point in which nothing that happens in a game matters except for the result.

On “Monday Night Football,” that was a victory to open the season.

“Were we perfect on offense? No. But we won the game,” Carr said. “I don’t care about being famous or any of that stuff. ... I just want to win games and win a Super Bowl.”

Maxx Crosby, Yannick Ngakoue wreak havoc for Raiders in OT win

By Adam Hill

September 13, 2021

Maxx Crosby and Yannick Ngakoue became friends almost immediately after Ngakoue signed with the Raiders in the offseason.

The bookend defensive ends aren’t likely to get any of the Baltimore Ravens’ offensive players to join their clique anytime soon after abusing them throughout Monday night’s 33-27 overtime victory at Allegiant Stadium.

Crosby had two sacks and wreaked havoc in the backfield. Ngakoue brought pressure from the other side of the line before leaving the game with a hamstring injury.

In the end, their efforts helped keep the Raiders in the game long enough to pull out a dramatic victory. “Maxx backed it up,” Raiders coach Jon Gruden said. “You do it day after day and then get an opportunity in prime time to show where you’re at.”

Crosby made six total tackles, and Ngakoue had four against his former team.

While Crosby’s efforts consistently stood out, Ngakoue showed up in key spots.

He got pressure on Ravens quarterback Lamar Jackson and hit his arm on a key third down play in the third quarter, then followed a pulling tackle and blew up a running play in the backfield on another third down. They weren’t alone in making plays for a much-improved defensive front. Carl Nassib made a strip-sack to set up the game-winning score. Quinton Jefferson and Darius Philon swallowed up space in the middle of the line and made life difficult on the Ravens offensive line.

“We’ve been working together, and we really take this job seriously,” Crosby said. “You see all these guys making plays. We’ve been emphasizing the little details in practice, and you saw it tonight. It was a good start, and now we have to carry it over on a short week in Pittsburgh.”

Improbable win

The odds were stacked against the Raiders when they trailed 27-24 at their 25-yard line with 37 seconds left. It wasn't the only odds they overcame.

Baltimore coach John Harbaugh was 81-0 when leading a regular-season game by 14 or more points, a lead the Ravens built in the second quarter on Lamar Jackson's touchdown pass for a 14-0 lead.

Baltimore had won 98 straight regular-season games when leading by 14-plus points. This was their first loss in any such game since losing to Cincinnati in 2004.

Target practice

Tight end Darren Waller was targeted 19 times by Derek Carr, finishing with 10 catches for 105 yards on his 29th birthday.

It was the most targets for a tight end since Aaron Hernandez of the New England Patriots in 2012 and the most for any Raiders player since Jerry Rice in 2002.

"We threw the ball almost 60 times, and if you threw it 60 times, you'd probably target him 29 times," Gruden said. "He's the best player I've ever coached. We're going to try to get him the ball."

Injury report

Defensive tackle Gerald McCoy was carted off the field in the fourth quarter with a knee injury and didn't return.

The team didn't provide an update after the game. McCoy was playing in his first game since 2019 after suffering an injury in training camp with the Dallas Cowboys last season.

Denzelle Good left the game with a knee injury in the first quarter. He briefly returned to action in the second quarter, but was ruled out for the rest of the game after two plays. Jermaine Eluemunor replaced him at left guard.

Running back Josh Jacobs battled a toe injury all week, then was ruled questionable because of illness. He played despite being worked on by the athletic trainers on several occasions. He finished with 10 carries for 34 yards and scored two touchdowns.

"I was hurting," Jacobs said. "I had to beg them to play. They didn't want me to go."

Jacobs has rushed for seven touchdowns in three season-opening games with the Raiders, joining Priest Holmes and Chuck Muncie as the only players with multiple rushing touchdowns in three straight opening games since the AFL-NFL merger.

Preseason star Trey Ragas was activated from the practice squad before the game as an insurance policy.

Grading the Raiders' OT win over the Ravens

By Ed Graney

September 13, 2021

Grading the Raiders' 33-27 overtime win against the Ravens.

OFFENSE: B-plus

Like with every game that goes 60 minutes and into overtime, there was some really good and some really bad. But a lot more good in the end.

Call them forgettable games from rookie tackle Alex Leatherwood and center Andre James, each of whom had critical penalties at the worst times.

Derek Carr was off with several throws, yet the quarterback still completed 34-of-56 for 435 yards and two touchdowns. Darren Waller was targeted — get this — 19 times and caught 10 balls for 105 yards and a score.

Things went to really good when names like Josh Jacobs and Kenyan Drake and Bryan Edwards became more involved as the game progressed. Jacobs scored twice in rushing 10 times for 34 yards. Edwards didn't have a reception until the final drive in regulation and yet finished with four for 81 yards.

DEFENSE: B-plus

Changes in the offseason promised a better pass rush to make things uncomfortable for opposing quarterbacks and, well, it sure appeared that way.

One end (Maxx Crosby) had two sacks and five quarterback hits against Lamar Jackson and another (Yannick Ngakoue) had four tackles and a quarterback hit before leaving with a bum hamstring. Carl Nassib added a sack and a game-changing forced fumble in overtime; Quinton Jefferson also forced a fumble and recoveries were credited to Denzel Perryman and Darius Philon.

Veteran tackle Gerald McCoy (leg) left on a stretcher. There were mistakes — Cory Littleton losing his gap early on a 35-yard touchdown run for the Ravens was a big one— but not enough to cost the Raiders a win.

SPECIAL TEAMS: A

You don't get much better for a placekicker than hitting from 55 yards as time expires to force overtime. Such was the night and moment for Daniel Carlson. AJ Cole was more-than-solid with six punts for a 52.7 average and a long of 67.

The coverage units leaked a bit but Carlson was money when the Raiders needed him to extend things.

COACHING: B-plus

You wondered early if Jon Gruden had made a costly error in not playing his regulars during the preseason. Things were that disjointed.

But it got better as the time wore on. Gruden made a terrific call on the game's final play — Carr-to-Zay Jones from 31 yards against an all-out rush from the Ravens.

Give a golf clap to new defensive coordinator Gus Bradley, whose front caused the sort of havoc that was needed against such an opponent.

3 quick takeaways from Raiders' thrilling victory

By Mark Anderson

September 13, 2021

Three takeaways from the Raiders' 33-27 overtime victory over the Baltimore Ravens on Monday night at Allegiant Stadium:

1. Great atmosphere

This was the night Raiders fans have been waiting for, and they packed the stadium with a crowd that included NFL Commissioner Roger Goodell.

It was the first Raiders regular-season game played before fans at Allegiant, and there was a playoff atmosphere. Fans were not allowed inside the building last season because of the COVID-19 pandemic.

The game produced plenty of drama, going all the way down to the end of regulation, with Baltimore's Justin Tucker making a 47-yard field goal and the Raiders' Daniel Carlson a 55-yarder in the final minute to force overtime.

That was just the beginning, with the Raiders having a victory wrapped, then giving it away before finding a way to win in the end. It was just what owner Mark Davis envisioned when he moved his team to Southern Nevada last year.

He had to wait a year to watch his dream come to life.

It did just in that Monday night in a truly historic evening for Las Vegas.

2. Young receivers deliver

Darren Waller was, as usual, the Raiders' top target, getting 19 passes thrown his way. He mostly delivered, finishing with 10 receptions for 105 yards and a crucial fourth-quarter touchdown.

But there were no questions about what Waller would accomplish.

Those were reserved for Henry Ruggs and Bryan Edwards, who were drafted last year, Ruggs in the first round and Edwards in the third. Both are coming off disappointing seasons, but put together a strong training camp, creating hopes they would step up.

It took some time, but they did late.

Edwards caught a 31-yard pass that nearly gave the Raiders the victory in overtime, setting them up at the Ravens' 1-yard line. He finished with four receptions for 81 yards, all of that in the second half with the game on the line.

Ruggs caught just two passes for 46 yards, but both were on the drive that set up Waller's touchdown. One was a 37-yarder to the Ravens' 10.

The Raiders need that kind of production on a more regular basis, but this was certainly a good start.

3. Defensive line produces

One of the major questions entering this season was whether the Raiders' rebuilt defense, led by new coordinator Gus Bradley, would truly be improved.

Up front, that certainly appears to be the case, as long as the linemen can stay healthy.

Even without blitzing much, the Raiders consistently pressured Ravens quarterback Lamar Jackson. Ends Maxx Crosby and Yannick Ngakoue, the latter the team's top big-name offseason acquisition, were especially effective getting into the Ravens' backfield.

On three plays on Baltimore's first offensive possession alone, Crosby fought off a block to tackle Jackson as he was trying to make a move, pressured the quarterback and sacked him. He finished with two sacks and five quarterback hits.

The Raiders, though, lost Ngakoue to a hamstring injury, and his absence was noticeable as the Ravens drove late to take the lead. Tackle Gerald McCoy was carted off on that same drive with a knee injury.

Jackson had a lot more room to run after that, but others came through when needed.

End Carl Nassib's strip sack of Jackson in overtime was recovered by tackle Darius Philon to set up the winning touchdown.

Raiders deliver dramatic overtime win before packed house

By Vincent Bonsignore

September 13, 2021

On a historic night in Las Vegas, the only thing left for the Raiders was to create a reason for their rabid fan base to finally be able to celebrate Allegiant Stadium with them.

They delivered the goods, taking their fans on a roller-coaster ride over more than three hours of football that finally ended when Derek Carr lofted a 31-yard touchdown pass to Zay Jones in overtime to beat the Baltimore Ravens 33-27.

It was wild and exhilarating and ugly and dumbfounding. But thanks to a much-improved defense that came up with timely stops, two turnovers and three sacks, the clutch right leg of Daniel Carlson and a steely-eyed quarterback who lived up to his history of late-game heroics, they survived a crazy night to pick up a season-opening win.

That they even needed Carr and Jones to come up with the game-winning play was astounding. Only a few minutes before it appeared they had won the game when Bryan Edwards pulled in a 33-yard pass from Carr and leaped across the goal line.

But upon further review, Edwards was down before crossing the goal line. That set up a comedy of errors that included a false start at the goal line by rookie right tackle Alex Leatherwood and a back-breaking interception when a Carr throw tipped off the hands of Willie Snead and into the waiting arms of Ravens cornerback Anthony Averett.

No touchdown. No field goal. Possession of the ball back to the Ravens, needing just a field goal to win.

In the past, such transgressions would have spelled disaster. But this is a different version of the Raiders, whose defense was retooled and remade during the offseason and showed up time and again late on Monday to keep the game close and, ultimately, save the day.

All of which came together when defensive end Carl Nassib came flying off the edge to sack and force a fumble from Ravens quarterback Lamar Jackson that Darius Philon scooped up at the Baltimore 27-yard line.

"No one blinked," Nassib said.

The Raiders seemed to be setting up for a field goal to end it, but on second down they lost track of Carlson on the sideline, which resulted in a delay of game penalty that knocked them back 5 yards and potentially out of Carlson's reach.

That changed the Raiders' plans. On second and 14, Carr dropped back, waited for Jones to break free and then lofted a beautiful ball to him for the touchdown.

"I felt like I died and woke up. And then died again," Raiders coach Jon Gruden said of the pulsating final few sequences.

Said Carr: "It always feels great to win that way."

The Raiders pushed it to overtime thanks to a clutch 5-play, 38-yard drive that covered all but two seconds of the 37 seconds Carr had to work with. Starting from his own 25-yard line, Carr connected on a pair of throws covering 20 and 18 yards to Edwards to get the Raiders to the Ravens' 37-yard line.

After the Raiders spiked the ball to stop the clock, Carlson came running onto the field and calmly kicked a 55-yard field goal to tie the game 27-27 to send it to the extra period.

The Ravens had taken a three-point lead when Justin Tucker booted a 47-yard field goal. To put the kick, and Tucker, in perspective, it was 48th straight fourth-quarter field goal.

Carr, though, wasn't about to give in. Working without timeouts and needing to come up with some big plays, he dialed up Edwards on two straight plays to get the Raiders close enough for Carlson to kick it into overtime.

"I hope this is a sign of things to come for us," Carr said. "Who cares how we did it. Let's just win. I don't care. We won the game. That's all that matters."

Carr finished 34 of 56 for 435 yards, two touchdowns and an interception. That it came on a night when the run game produced just 81 yards on 21 carries made it all the more impressive.

Maxx Crosby finished with two sacks to lead a revitalized defense. "We just gotta keep it rolling," Crosby said.

The Raiders survived a bumpy beginning to the first half in which the moment almost appeared too big for them. Carr was out of rhythm and off-target while forcing targets to Waller, either by design or simply out of over-reliance on his favorite weapon.

The result was a disjointed offensive effort and four straight possessions that ended in punts. All of which led to the Ravens taking a 14-0 lead on a pair of six-play, 60-plus yard drives that featured the legs, arm and moxie of Jackson.

Carr eventually settled down, as did a fast-flying Raiders defense, which did a better job in the second quarter of managing the danger and potency of Jackson.

A 9-play, 75-yard drive capped off by a 2-yard touchdown run Jacobs pulled the Raiders within 14-7.

After stopping the Ravens on downs on the following drive, Carr drove the Raiders deep enough into Baltimore territory to set up Carlson up for a 34-yard field goal to make it 14-10.

LAS VEGAS SUN

Having to win twice: Raiders thrill in overtime collapse, comeback

By Case Keefer

September 14, 2021

A Raiders' staffer handed coach Jon Gruden a headset and started escorting him to a postgame television interview in the moments after Bryan Edwards appeared to catch a game-winning touchdown in overtime against the Ravens on Monday night.

Then someone else yelled the game wasn't over, leaving Gruden confused and unsure of whom to trust. The latter voice was the correct one, as officials reviewed the score despite players from both sides converging on the field under the same assumption as Gruden that the game had concluded.

"We were all kind of celebrating, shaking the other teams' hands and things like that," running back Josh Jacobs said. "They had a lot of respect for us. In that moment, they were telling us, 'Y'all got a good team offensively and defensively.' They were like, 'Man, ya'll kind of deserved this game.'"

But replay disagreed; the touchdown was overturned and the ball placed inside the one-yard line. What happened next must have inspired hundreds of thousands, if not millions, of, "Only the Raiders," or, "Raiders are going to Raider," thoughts across the Monday Night Football television audience.

Rookie tackle Alex Leatherwood jumped offsides. Quarterback Derek Carr then threw into traffic and a freak deflection landed in the hands of Ravens cornerback Anthony Averett in the end zone. A sure win was now looking more like the unlikeliest loss.

But the Raiders didn't "Raider" on this night. The defense rose to the challenge after the interception with backup edge rusher Carl Nassib forcing a Lamar Jackson fumble that backup defensive tackle Darius Philon recovered. Derek Carr found Zay Jones for a 31-yard touchdown a couple plays later.

The win was restored. Raiders 33, Ravens 27.

Gruden's wish earlier in the week that the first regular-season game with fans in the history of Allegiant Stadium would prove worth the price of admission was granted. This just wasn't exactly what he had in mind. "I feel like I died and woke up and died again and woke up," Gruden said. "I was like a cat. I had multiple lives tonight."

The win was the 114th of Gruden's career in his 224th overall game, but he couldn't remember a single one with a finish so wild. Las Vegas never led until the final play, only reaching overtime when kicker Daniel Carlson socked a line-drive 55 yards through the uprights with two seconds remaining in regulation.

The offense scored 17 points, on three straight drives, in the fourth quarter behind an NFL-leading 435 total passing yards from Carr, who started slow. The defense took its lumps, giving up 321 combined rushing and passing yards to Jackson, but forcing him to fumble in two critical situations.

In addition to Nassib's overtime strip-sack, defensive tackle Quinton Jefferson chased him down for a fumble late in the third quarter that led to Jacobs' second touchdown of the night and a tie 17-17 score.

"The thing that stood out was so many guys making big plays," defensive end Maxx Crosby said. "I just love playing with this group."

Crosby might have been the most valuable of them all, pressuring Jackson on virtually every dropback in an All-Pro-type debut for his third season. He wound up with six tackles, two sacks and five quarterback hits.

Sidekick Yannick Ngakoue was just as disruptive in his debut after signing with Las Vegas as a free agent. The former Raven brought consistent pressure and racked up a quarterback hit and a pass defended before exiting in the fourth quarter with a hamstring injury.

Las Vegas refused to let an injury to one of their best players prove fatal, as Nassib filled in and immediately started to make his own impact on the game.

"We want to play until the last whistle blows," Nassib said. "We fought hard, everybody. No one blinked throughout the entire time. I was running on the field (in overtime). I thought that was a touchdown. But we got back, got settled."

Another mishap nearly struck after Nassib got the Raiders' offense the ball back. After one play, Gruden made the surprising decision to call for the field goal team on second-down from the 26-yard line to attempt a game-winning kick.

Carlson wasn't expecting it and couldn't get to the field on time. Delay of game. Gruden reconsidered and sent the offense back out.

That's when he and Carr both realized Baltimore was lining up for an all-out blitz, hoping to knock Las Vegas out of field-goal range or force another turnover.

"I saw it and I yelled at Zay," Carr said. "I was like, 'Hey!' and he wouldn't look at me because he didn't want the (defensive back) to know it was coming. I yelled, 'let's go!' and he just kind of nodded and looked at me, but he had a great release on the line."

A rebuilt Raiders' offensive line that had struggled throughout the night held long enough for Carr take his full dropback, plant his back foot and chuck the touchdown pass to the all-alone Jones.

"I'm glad coach trusted us and put it on our hands in the end because it always feels good to win that way, especially when you almost gave it away," Carr said.

Jones made the decisive catch, but he was one of six Raiders' receivers with at least 46 receiving yards. Tight end Darren Waller remained as Carr's go-to target, hauling in 10 of 19 targets for 105 yards and a touchdown that tied the game at 24-24 late.

Second-year receivers Bryan Edwards and Henry Ruggs III made a few gaffes over the first three quarters but made a number of crucial catches late. Edwards was particularly vital, sitting behind only Waller on the stat sheet with four catches for 81 yards including the game-winning touchdown that wasn't really a game-winning touchdown.

The Raiders have "never made things easy" on themselves recently, in Crosby's words. But ultimately, the near-unprecedented nature of this victory will add to its charm.

It was a special night with 61,756 in attendance at Allegiant Stadium, including luminaries like owner Mark Davis and superfan Ice Cube, to create a raucous atmosphere. Davis, who stuck to his word about not coming to a game until the full capacity was allowed, sat with Hall of Famer Charles Woodson in a luxury box while Ice Cube performed at halftime alongside Too \$hort.

Everyone is desperate for a winner, and if this is indeed the year that can break the Raiders' 19-year streak without a playoff victory, the win over the Ravens will be remembered for starting the campaign in style — and with suspense.

"I hope this is a sign of things to come," Carr said. "Who cares how we did it?"

Gruden added, "Like we say around here, just win baby."

Instant analysis: Raiders find a way in OT win over Ravens

By Mike Grimala

September 13, 2021

The Raiders were down and out at several points in Monday night's season opener, but Derek Carr, Daniel Carlson, Carl Nassib and Zay Jones were able to produce some late-night magic in a 33-27 overtime victory. What we learned from a Monday night nailbiter:

Carr, offense come through eventually

Jon Gruden opted not to play his starters in the preseason, and the offense looked summarily rusty for most of the opener. Protection broke down on passing plays, the timing with receivers was off, and a shotgun snap flew past Derek Carr to stall the first drive. It was a mess.

Carr and his crew eventually got things straightened out, mostly. Carr led two late scoring drives in the fourth quarter to send the game to overtime, and though he missed an open receiver on the goal line on the first possession of OT (a pass that was deflected and intercepted), he bounced back with the game-winning 31-yard strike to Zay Jones.

Carr completed 34 of 56 passes for 435 yards with two touchdowns and one interception.

Though the running game sputtered for much of the evening (21 carries, 82 yards), one somewhat bright spot was that the Raiders actually got some production out of their young wide receivers. Eleven of Carr's 12 first-half completions went to tight ends, slot receivers, running backs and fullbacks as second-year wideouts Henry Ruggs and Bryan Edwards were non-factors.

They came alive late, however. Ruggs caught two passes late in the fourth quarter to set up the Raiders' game-tying touchdown with nine minutes to play, and after Baltimore kicked a field goal with 37 seconds left to take a 27-24 lead, Edwards took over. Edwards caught two passes from Carr on the final drive (20 and 19 yards, respectively) to position Daniel Carlson for the game-tying field goal.

In overtime, Edwards hauled in a spectacular 39-yard bomb that was initially ruled a game-winning touchdown (replay overturned it and placed the ball at the 1).

Ruggs finished with two catches for 46 yards, while Edwards caught four for 81 yards. There's a lot of work to be done on offense, but if the youngsters can produce like that all season in support of No. 1 target Darren Waller (10 catches, 105 yards), the Raiders' passing game can flourish.

Despite the stops and starts, Carr was all smiles in his post-game press conference.

"We won the game, man," Carr said, "and it feels so good."

Rebuilt defense contains Jackson

The Raiders defense did an admirable job containing Baltimore quarterback Lamar Jackson for most of the night, even when it looked like the former MVP was on the verge of taking over the game.

The Ravens' second touchdown was all Jackson, as he eluded two defenders in the backfield, stepped up in the pocket, then rolled right to buy time before firing a precise 10-yard laser to Marquise Brown in the back of the end zone. It was a play few quarterbacks would think of attempting, and Jackson was downright nonchalant in pulling it off.

Midway through the fourth quarter, Jackson saw a matchup he liked: speedy wide receiver Sammy Watkins 1-on-1 against linebacker Nick Kwiatkoski. Jackson took advantage by lofting a deep bomb to Watkins for a 49-yard gain. Latavius Murray rolled into the end zone on the next play to give Baltimore a 24-17 lead with six minutes remaining.

On the final drive of regulation, Jackson scrambled away from pressure and zig-zagged his way upfield for a pivotal 28-yard gain that moved Baltimore into Justin Tucker's field goal range.

The Raiders finally got to him in overtime. On a key 3rd-and-7, defensive end Carl Nassib crashed down the line of scrimmage and sacked Jackson, forcing the ball out in the process. Las Vegas recovered the fumble at the Ravens' 27-yard line, setting up a short field for the game-winning drive.

Jackson finished with 235 passing yards and 86 rushing yards and only accounted for one touchdown, and as strange as it may sound, those are not eye-opening numbers compared to what he has done to other defenses around the league. When it mattered most, the Raiders' rebuilt defense was able to contain him.

Crosby poised for big year

Maxx Crosby's performance on Monday must have the Raiders dreaming about the kind of impact he can make this season.

The third-year defensive end was all over the field—more specifically, he was all over the Baltimore backfield, chasing down Jackson for 2.0 sacks while also registering four quarterback hits. That's about as good a line as you can hope to put up against Jackson, who is as elusive as any NFL quarterback to ever take the field. And Crosby's big plays came in big moments. On the Ravens first drive, he broke through to sack Jackson on third down, forcing a punt. He also killed Baltimore's opening drive of the second half with a third-down sack. If Crosby can make the leap and become this kind of game-changing player on a week-to-week basis, we'll be able to look back at this Monday Night Football showing as his coming out party.

THE ATHLETIC

The Raiders' stars aligned in their thrilling comeback win over the Ravens

By Vic Tafur

September 13, 2021

LAS VEGAS — Jon Gruden had the headset on, set to talk to the announcers about the Raiders' walk-off touchdown pass to Bryan Edwards and the comeback win over the Ravens.

The fans at Allegiant Stadium had been losing their minds and voices all night in the first game back with fans, and as they screamed, the two teams met on the field to shake hands. Raiders running back Josh Jacobs even said Ravens players were telling him that they deserved to win.

Then, through all the pandemonium, walked referee Shawn Smith, to calmly say that Edwards was indeed down at the 1-yard line. The game was not over.

The TV headset came off Gruden's head.

That only made what happened next extra sweet.

The Raiders came back out on the field and not only didn't score but turned the ball over on an interception that deflected off a helmet and went up 30 feet in the air. The Raiders defense followed with a stop — with its best player, Yannick Ngakoue, out of the game with a hamstring injury — and Derek Carr lobbed up a real game-winning pass to Zay Jones for the 33-27 win in the opener.

Heck, it makes it Gruden's best win as he begins his fourth season back with the Raiders.

The Raiders had overcome a 14-0 deficit, tied the game on Daniel Carlson's 55-yard missile of a field goal with two seconds left in the fourth quarter, then held on to win in overtime when last year's defense would have crumbled.

"I felt like I died and woke up and died again," Gruden said.

The Raiders won because they "play for each other," as Gruden said, and maybe more importantly their star players stepped up. It's something that's been missing in the 20 years with one winning record, but not Monday night as fans and the younger ones that they have passed this glorious curse on to now have new jerseys to covet.

Carr, Darren Waller, Jacobs, Maxx Crosby, Ngakoue, Carlson and yes Carl Nassib, all answered the bell and made plays and led their team to a win that they hope can spark something. Other players, such as Edwards, Jones and Quinton Jefferson, were difference-makers because the other seven — five of them captains — blazed the trail.

When the madness was over and Carr finished his live TV interview with ESPN, he jogged off the field, threw his wristbands to a fan then stopped to gather himself for a second.

“Oh my gosh,” he said to himself.

The ups and downs of the game were symbolic to Carr, who led his 22nd comeback win as a Raider.

“I hope this is a sign of things to come for us,” Carr said. “Who cares how we do it, let’s just win. ... I was telling ESPN after the game that this game feels like my career — ‘Yes! ... Crap!’ (Moving his hand up and down). But we won the game and it feels so good.”

Carr, maybe feeling the effects of not taking any snaps in the preseason, was off-target early as he admitted the offense was “not on the same page.” But there he was at the end of the night, the winning quarterback with his best passes coming in the fourth quarter and overtime.

Carr was not only 22 of 31 for 308 yards and two touchdowns in the second half but again knew what to say to his teammates down the stretch.

“He is very calm and always says the right thing at the right time,” Waller said. “He is very encouraging yet challenging at the same time, and it makes guys feel like they can do it, but also challenges them to bring their best out.

“There is never really any panic in the huddle, there’s never really any uncertainty or ... guys having their minds anywhere else, you know with the crowd noise or getting down to crunch time. Derek does a good job of having guys have a centralized focus.”

It wasn’t always pretty as Waller had a couple of drops and Carr threw behind him a couple of times, but the tight end finished with 10 catches on a career-high 19 targets for 105 yards and a touchdown.

There’s absolutely nothing wrong with throwing Waller the ball 19 times (he had 11 targets in the first half, while all the Raiders receivers combined had nine).

“We threw it 60 times, and if you threw it 60 times you would probably target him 29 times,” Gruden said, smiling. “He’s the best player I have ever coached, so I am going to continue to look for him.”

Waller, who turned 29 on Monday, was shocked when heard what Gruden said.

“Dang, it’s crazy that he said that,” Waller said, staring out into space.

Jacobs was questionable due to an illness and said he had to beg the coaches to let him play. While the Ravens’ front seven is tough on healthy runners and held Jacobs to 34 yards on 10 carries, he scored two touchdowns. And his 15-yard run early in the fourth quarter that tied the game at 17 was a thing of beauty, with him darting in and out and showing a quickness that has coaches excited for his best season yet.

As for Crosby, we heard the talk from Gruden and Ngakoue all offseason about how hard Crosby was working and how good he was going to be in his third season. Crosby had two sacks, two tackles for loss, five quarterback hits and two other tackles.

"Maxx backed it up," Gruden said. "You do it day after day after day and then you get an opportunity in prime time to show where you are, and I think he showed some things tonight."

Ngakoue, the big money pass rusher, also applied constant pressure as the Raiders have their best pass rush in years. He and Crosby have been pushing the defense all camp, and the fact that they held up after Ngakoue left with a hamstring injury and Gerald McCoy was carted off with a knee injury is impressive as well.

Carlson, the all-time Raiders single-season leader in points, was clutch and made both his field goals, including the 55-yarder that has been forgotten with all the latter heroics. (Plus, he never expected Gruden to go for the field goal in overtime on second down, and the coaches couldn't find him — which led to the delay of game penalty and Carr's later game-winning heave to Jones against an all-out blitz.)

With 2019 No. 4 pick Clelin Ferrell a healthy scratch, Nassib was the third piston on the three-man pass-rush rotation. And the star — yes, star, more on that in a bit — came up big with a strip-sack of Lamar Jackson that gave the Raiders the ball back in overtime after the TD reversal and interception.

Nassib is a star because he made history Monday night — he became the first openly gay player to play in an NFL regular-season game. He heard there was a young fan attending an NFL game for the first time who was wearing his jersey because Nassib had come out as gay. And that fans were high-fiving the kid all night.

"I love that," Nassib said. "It was a really special night, I am really happy that we got the win on the day that I kind of made a little bit of history. I had a lot of people come before me in the LGBTQ community that helped get me to where I am and I am super thankful.

"I can't wait to get to Pittsburgh next week and keep this thing going."

Five takeaways from the Raiders' comeback overtime win over the Ravens

By Tashan Reed

September 13, 2021

LAS VEGAS — The Raiders won the game ... and then they didn't.

Wide receiver Bryan Edwards reached his arm out and appeared to cross the goal line for a game-winning 33-yard touchdown in overtime Monday night. The sold-out crowd for the first regular-season game with fans in Allegiant Stadium went crazy. Raiders players stormed the field and crowded Edwards in celebration. Ravens players even started to shake hands and congratulate the Raiders on their victory ... but the referees weren't done with their automatic replay review. And, after it was finished, they ruled Edwards was down just 1 yard short of the end zone.

Las Vegas not only failed to punch it in from a yard out, but after Derek Carr couldn't get in on a quarterback sneak and rookie right tackle Alex Leatherwood was called for a false start, the Raiders turned it over after a Carr pass was deflected off a helmet and intercepted. The Ravens appeared to be in prime position to win the game, but five plays later defensive end Carl Nassib strip-sacked quarterback Lamar Jackson to force a turnover at Baltimore's 27-yard line. Gruden called kicker Daniel Carlson's number after a short run by running back Kenyan Drake, but the kicker was still warming up with the kicking net, couldn't get on the field in time and a delay of game was called. On the next play, receiver Zay Jones broke free from single coverage and ended the game, for real this time, on a 31-yard touchdown catch to deliver the 33-27 win.

"I felt like I died and woke up and died again," coach Jon Gruden said Monday. "It was tough, but we did a lot of really good things to win that football game tonight."

Las Vegas (1-0) will travel to Pittsburgh next week to face the Steelers (1-0). Here are five observations from the Raiders' insane walk-off victory.

1. The defense showed growth

The Ravens averaged 6.1 yards per play, but the Raiders' defense was able to make timely stops, which was an infrequent occurrence last season. Baltimore only converted 25 percent of its third-down attempts and either turned the ball over or got stopped on seven of its 12 possessions.

The most improved aspect of the defense looked to be the pass rush. The Raiders had three sacks, logged seven quarterback hits, and pressured Jackson on more than half of his dropbacks. Jackson frequently had to use his legs in order to avoid pressure and extend plays because the Raiders were able to consistently get into the backfield and create havoc. Jackson still averaged an efficient 7.8 yards per attempt and completed 63.3 percent of his passes, but it didn't come easy.

The duo of defensive ends Maxx Crosby and Yannick Ngakoue were in the backfield frequently before Ngakoue went down with a hamstring injury in the fourth quarter. Crosby, who had four quarterback hits to go along with his two sacks, had one of the best games of his young career. Defensive end Clelin Ferrell was a healthy scratch so Nassib, who had a disappointing 2020 campaign, rotated in as the third defensive end. Nassib came in for Ngakoue in the fourth quarter and went on to make arguably the biggest play of the game with his sack of Jackson. Without that play, Jones' game-winning 31-yard touchdown catch on the next drive probably wouldn't have happened.

"We just stay ready," Crosby said. "We push each other every single day. No matter who's gonna be up, we're gonna be ready. It was amazing. I don't even know how many snaps we played, I really don't know, but everybody was ready when their name was called. That was super encouraging to see and I think we did a great job today."

What held defensive coordinator Gus Bradley's unit back, though, was its run defense as the Ravens averaged 5.6 yards per carry and had 189 total rushing yards. Jackson and running back Ty'Son Williams both averaged

7.2 yards per carry. Up front, the defensive line struggled to shed blocks. At the second and third levels, linebackers and defensive backs often took poor angles or flat-out missed tackles.

It was still a solid outing for the defense and an encouraging sign of progress, but the run defense prevented the unit from having a genuinely good performance. The defense isn't well equipped from a personnel standpoint to stop the run, and defensive tackle Gerald McCoy was carted off in the fourth quarter due to a knee injury, so that could continue to be an issue.

2. Carr looked uncomfortable early but finished well

Carr is typically accurate but completed just 12-of-25 pass attempts in the first half while averaging just 5.1 yards per attempt. He missed several throws and nearly threw multiple interceptions. Edwards and Henry Ruggs III could've done a better job of creating separation, but Carr seemed to be overly locked in on slot receiver Hunter Renfrow and tight end Darren Waller. That's not an issue if it works, but Carr completed just 7-of-16 attempts that went their way and averaged only 5.4 yards per attempt on those throws in the first half. Those numbers would've been much better had Carr been more on target. Waller, who was targeted 11 times in the first half but had just four catches, took some of the blame.

"It was big on big going against (cornerback) Marlon (Humphrey)," Waller said. "There were some passes that I feel like I could've brought down that were tough. But you just keep showing up and keep playing. You gotta stay in charge of that voice that's in your head because it can talk you out of things and make you feel like, 'Ah, man, this isn't the start that we wanted. Things aren't going well.' But you keep talking to yourself positively and things start to turn around. You start to make plays and then they start to worry about you and then other guys start making plays. So, it all works out."

While Carr didn't play in the preseason, it's hard to attribute how he played early on solely to rust. He's an eight-year veteran and has been in Gruden's system for four seasons. He was just off, which happens even to the best quarterbacks in the league.

"I thought at times early on, especially, we weren't on the same page communication-wise, execution-wise, and that always falls on my shoulders," Carr said. "And I'll get it better."

Carr improved significantly as the game went on. He completed 18-of-24 passes and averaged 11.5 yards per attempt in the second half. He completed back-to-back clutch throws to Edwards for 20 and 18 yards on the Raiders' final drive of regulation to set up a 55-yard field goal by Carlson to tie the game at 27 and force overtime. He was facing a strong rush but remained cool and delivered.

"And I've tried to work on that because early in my career if a play wasn't there and someone came free, my initial reaction was, 'Throw it away. Don't get a sack,'" Carr said. "Now, with how the game's evolved, I can buy time and find guys and still be able to keep my arm in it. That's something coach Gruden and (offensive coordinator Greg Olson) have pushed me at getting better at. So, to have that trust in (Edwards) late, I know it meant a lot to him."

Then, in the extra period, Carr completed 4-of-7 passes and averaged 14.4 yards per pass. He threw an interception, but both his pass to Edwards and the winning throw to Jones were excellent throws. Carr played at a much higher level to close the game and made plays when it mattered. His poor performance in the first half didn't mean much after all, but one of the contributing factors to it — a similarly rough start by the offensive line — could continue to be an issue in the weeks to come.

3. The offensive line depth has already been compromised

Starting left guard Richie Incognito hasn't practiced since Aug. 19 due to a calf injury and was ruled out before the game. Then, on the first possession of the game, starting right guard Denzelle Good went down with a knee injury. Good came back into the game in the second quarter but couldn't finish the possession and had to head to the sidelines for a second time. So, the Raiders' primary guards were John Simpson and Jermaine Eluemunor, who's a five-year veteran but signed with the team just a couple of weeks ago.

Center Andre James had some issues communicating with Carr, including a botched snap in the first quarter. Left tackle Kolton Miller played well, but Leatherwood went through some rookie growing pains in his NFL debut. Pair that with those on the interior having a bad day and it was an uneven first game for the revamped O-line.

"It doesn't matter what's going on; you gotta execute," Carr said. "There was a couple times and a couple calls that we're gonna take a look at (because) we could've been better. But I could communicate better. I can help those young guys out. At this point in my career, I can do a better job of helping them play better football for us. I thought they did a great job all day. There was only a couple calls on a few things and a couple checks, which is hard, especially playing this defense."

That's certainly understandable given the injuries, but there's good reason to believe that could continue to be an issue. Incognito is coming off a season where he only played two games and, while the staff is hopeful he'll be ready to go in Week 2, it's a concern whether he can hold up for an entire season at 38 years old. If Good's injury is significant, the Raiders aren't well equipped to compensate for his absence. The overall offensive line depth already appeared to be subpar this offseason and that was before two starters went down due to injury. The Raiders will have a big issue on their hands if the unit can't get healthy.

4. Josh Jacobs managed to make an impact despite the running game getting contained

Jacobs was questionable to play due to an illness but also missed multiple practices last week due to a toe injury. He didn't look right Monday and trainers appeared to be checking on his injured toe as early as the first quarter.

"I was hurting," Jacobs said Monday. "I had to beg them to play, honestly. They didn't want me to go today." Jacobs had just 10 carries and 34 rushing yards for the game, but he wasn't a non-factor. With the Raiders trailing 14-0 in the second quarter, Jacobs punched in a 2-yard touchdown to cap off a nine-play, 75-yard drive. That one was largely thanks to the O-line, but Jacobs flashed his unique blend of power and elusiveness on a 15-yard touchdown scamper in the fourth quarter to tie the game up at 17.

The Raiders averaged merely 3.9 yards per carry and had only 82 rushing yards. They attempted just 21 runs compared to 56 pass attempts and a large chunk of their rushing yardage came on a 31-yard run on a zone read by backup quarterback Marcus Mariota in the first quarter. The Ravens have one of the best run defenses in the league, so it's not shocking that Las Vegas had issues, but the lack of attempts was surprising. Gruden is a run-first coach by nature, but he leaned significantly toward the passing game Monday. Jacobs' injury likely played a factor, but it also came off as a lack of confidence in the short-handed offensive line. The offense became one-dimensional, as a result, and the Raiders' pass catchers were unable to make Baltimore pay often enough in order to overcome the predictability. The Raiders figured it out late in the game but were thrown off rhythm in the first half partly by their lack of balance. Whether that trend continues will likely depend on the status of the O-line moving forward.

5. It's only one game, but the resiliency the Raiders showed could go a long way

This is probably a game the Raiders would've lost last season. They tended to lose their composure once they got behind in games. And, whether it was due to self-inflicted mistakes, lack of execution or simply getting beat, they struggled to close out games that came down to the wire. They fell into a 14-0 hole against the Ravens, fell behind twice after tying the game at 17 and still won in overtime.

"I feel like it was more so the mindset," Waller said of the offense, which scored 23 second-half points after finishing the first half with 10 points. "We were moving the ball well. I felt like some penalties were really the things that were hurting us. But people just got in that mode of, 'We can really move the ball at will and our tempo can really dictate things whenever we want it to.' So, it was just that clicking mentally. And then guys were like, 'Hey, no matter how the first half felt or looked to anybody, it's a one-score game so we're in this until the end and we're never gonna give up.'"

The Raiders don't want to fall behind by two scores every game, obviously, but it's a good sign that the team had the resolve to continue to fight and ultimately come out with a win against a team that's been a recent playoff contender. Given they have one of the toughest schedules in the league this season, the Raiders likely won't have too many easy victories and will have to continue to successfully navigate close finishes in order to make the postseason.

"I did know that they're great, competitive players," Gruden said when asked what he's learned about his team. "They love football. They play for each other. I think the fans witnessed that tonight. We got a lot of young guys that really stepped up. But I'm real proud of the character they showed. We were down 14-nothing to the Ravens and it didn't look pretty. It didn't look good, but when you can come back and find a way to win against a team like that, that's saying something. That's an impressive victory. And like they say here, 'Just win, baby.'"

They'll have another tough matchup with the Steelers on Sunday coming off a short week of practice. This Raiders' season will surely have its ebbs and flows, but they played like a team that's ready to compete in their win over the Ravens. They've shown flashes of that sort of football in the past, however. The next step is replicating that effort on a consistent basis.

"I hope this is a sign of things to come for us," Carr said. "Who cares how we do it? Let's just win."

ESPN.COM

Derek Carr rallies Las Vegas Raiders past Baltimore Ravens in wild OT win: 'Hope this is a sign of things to come'

By Paul Gutierrez

September 13, 2021

LAS VEGAS -- As slow, clunky and ugly as the Las Vegas Raiders' offense was early Monday night, it was just as efficient late. And as terrible as their defense was last season, it did just enough against the Baltimore Ravens.

In front of a delirious Allegiant Stadium crowd of 61,756 -- and in the first regular-season NFL game played in front of fans in the city's history -- the Raiders came back from an early, two-touchdown deficit to pull out a 33-27 win in overtime on Monday Night Football.

"I felt like I died and woke up," Raiders coach Jon Gruden said. "And died again. I was like a cat: I had multiple lives tonight. I don't like playing like that. It was tough but, again, we did a lot of good things to win that football game tonight.

"Our defense made a signature play at the end of that game, and I thought Derek Carr was awesome playing under some really tough circumstances today against a really good defense."

It was a wild overtime period, with the Raiders thinking they had won on a 33-yard touchdown pass from Carr to Bryan Edwards, who was instead ruled to have been down inside the 1-yard line. Carr was then stuffed on a sneak. And a false start penalty on first-round pick Alex Leatherwood at right tackle was followed by Carr's pass to Willie Snead IV bouncing off him and into the end zone for an interception by Anthony Averett.

On the ensuing Ravens drive, Carl Nassib's strip sack of Lamar Jackson and Darius Philon's recovery at Baltimore's 27-yard line set up Carr's game-winning 31-yard pass to Zay Jones with 3:38 remaining in the extra period.

Carr said the game was a microcosm of his eight-year NFL career with the Raiders: "Yes! Crap! Gosh! Dang!"

After a slow start, Carr finished with 435 yards passing and two TDs with the interception in completing 34 of 56 attempts, tied for the third-most passes in a game in his career.

"I hope this is a sign of things to come for us," said Carr, who has now won a franchise-best five openers for the Raiders, including three straight. "Who cares how we do it; let's just win, right?"

It was a show unlike anything the glitz and glamour of Las Vegas had ever seen before. Gladys Knight performed the national anthem, rappers Ice Cube and Too \$hort staged a halftime concert and, well, Monday Night Football delivered in Sin City. And while the crowd had its hiccups -- doing the wave while Raiders defensive tackle Gerald McCoy was carted off the field -- it erupted on Jones' walk-off TD.

"Las Vegas, I tip my hat; you showed up," said Carr, who said it was the loudest environment he could remember and thanked the fans for being quieter when the offense was on the field. "It got really loud. Las Vegas did their thing, and they helped us pull out that win."

Indeed, it propelled the Raiders' reconfigured defense, as edge rushers Maxx Crosby had two sacks, Yannick Ngakoue tipped a pass and Nassib -- the first openly gay active player in NFL history -- stopped Jackson on a key third-down play in regulation, before his game-altering strip sack.

"Lot of firsts today," Nassib said. "No one blinked. It was awesome. It was a great team win, for sure."

As Crosby added, "For me, the thing that stood out was so many guys making big plays ... everybody flying around."

And this from Carr: "Please, someone praise the defense."

Daniel Carlson kicked a 55-yard field goal with two seconds remaining in regulation to force overtime.

Gruden did a victory lap, of sorts, slapping hands with fans in Las Vegas' reimagined Black Hole southern end zone.

With the Raiders' victory, every team in the AFC West and the NFC West is 1-0. According to ESPN Stats & Information research, there has never been a week since the 1970 AFL-NFL merger when multiple divisions saw all of its teams win.

ASSOCIATED PRESS

Nassib's Strip-Sack Helps Raiders In OT Victory Over Ravens

By W.G. Ramirez

September 13, 2021

LAS VEGAS (AP) — Las Vegas Raiders defensive end Carl Nassib described the electric atmosphere inside a frenzied Allegiant Stadium with one word: "Bananas."

But of the 61,756 rabid fans in attendance for "Monday Night Football," one just happened to be a non-football fan.

Andrew Erazos, a 60-year-old server at a local steakhouse, is a Carl Nassib-fan.

And when Nassib came out publicly as gay on Instagram in June, Erazos was moved so much he bought Nassib's jersey and couldn't wait to attend a game.

Erazos got more than he bargained for with a wild conclusion to Week 1 of the NFL season, as Nassib's strip-sack on Baltimore Ravens quarterback Lamar Jackson came at a critical time in overtime and helped the Raiders to a 33-27 win in overtime.

"That's amazing, that's a great story, I love that. I wish I could've seen (him)," Nassib said. "It was really special, I'm really happy that we got the win on the day that kind of made a little bit of history, which is like really nice to do."

History, as in the first regular-season NFL game with an openly gay player on the field. Nassib, who is in his second season with the Raiders, is the first active NFL player to come out as gay.

More than a dozen NFL players have come out as gay once their careers were over. Former University of Missouri defensive star Michael Sam was the first openly gay football player ever selected in the NFL Draft, when he was taken in the seventh round by the Rams in 2014. But he never made the final roster and retired in 2015 having never played in an NFL regular-season game.

Nassib finished with three tackles, including the monumental sack that helped the Raiders earn their third-straight season-opening win.

"It was awesome, Carl works super hard," Las Vegas defensive end Maxx Crosby said. "You see that. It's the biggest play of the game. He comes out, gets a strip sack, that's what we talk about all the time. We're super proud of him. Carl's a baller and I'm proud of the guy."

With Baltimore facing a third-and-seven, Nassib sacked Jackson, causing a fumble that was recovered by defensive tackle Darius Philon, and handed the ball to the Raiders at the Ravens 27-yard-line.

"I should have had two hands on the ball and could have taken a sack," Jackson said. "It happens."

Three plays Las Vegas quarterback Derek Carr dropped back and floated a pass from the 43-yard-line to a wide open Zay Jones, who caught the ball at the 5-yard line and waltzed in for a walk-off win.

"Our defense made a signature play at the end of that game," Raiders coach Jon Gruden said. "They love football, they play for each other. We were down 14-0 to the Ravens and it didn't look pretty, it didn't look good. But when you can come back and find a way to win against a team like that, that's saying something. That's an impressive victory."

Said Nassib: "I've played in a lot of games, now this is my sixth year, I try to make sure I really remember every single game. I won't forget this one."

Carr's TD Pass Caps Raiders Rally Past Ravens 33-27 In OT

By Josh Dubow

September 13, 2021

LAS VEGAS (AP) — After a premature bench-clearing celebration and a couple of blunders that almost cost the Raiders the game, the party could finally begin for real after the first game with fans in Las Vegas.

The Raiders won an exhilarating and exhausting season opener thanks to a furious rally, a stellar defensive play from Carl Nassib and a perfect play call that produced a 31-yard touchdown pass from Derek Carr to Zay Jones that gave the Raiders a 33-27 win over the Baltimore Ravens on Monday night.

"Felt like I died and woke up. And died. And woke up again," coach Jon Gruden said. "I was like a cat — I had multiple lives."

Carr engineered three game-tying drives in the fourth quarter and before winning it in the wild overtime.

He appeared to win it with a 33-yard TD pass to Bryan Edwards on the first possession of overtime only to have the celebration halted when replay put the ball at the 1.

An unsuccessful QB sneak, a false start from rookie Alex Leatherwood and then an interception that deflected off Willie Snead's hands appeared to cost the Raiders the game.

Then Nassib delivered the strip sack of Lamar Jackson in his first game since becoming the first active NFL player to come out as gay in the offseason.

"I'm really happy that we got we got the win on the day that kind of made a little bit of history," Nassib said.

The Raiders then made another blunder by committing a delay of game before a field goal try, leading to Gruden sending the offense back on the field.

The Ravens sent a blitz and Carr lofted a pass that Jones ran under for the score, sending the Raiders pouring out on the field for a second celebration.

"I'm glad coach trusted us, put it in our hands at the end," Carr said. "Because it always feels good to win that way, especially when you almost gave away."

The Raiders trailed 14-0 early, ending a 98-game, regular-season win streak for the Ravens when leading by at least 14 points dating to 2004.

The loss capped a rough stretch for the Ravens, who have had a run of injuries that sidelined top three running backs J.K. Dobbins, Gus Edwards and Justice Hill, as well as cornerback Marcus Peters, for the season.

"We just didn't close the game out when we had the opportunity to do it three or four times," coach John Harbaugh said. "That's what you need to do when you have an opportunity to win, you got to win. We just didn't do that tonight."

They had won the past five openers by a margin of 177-26, but came up short in this nail-biter thanks to a strong game from Carr, who threw for 435 yards .

The overtime came after a wild back-and-forth fourth quarter that featured the Raiders rallying to tie the game on three separate occasions, with Carr driving Las Vegas to a tying 55-yard field goal in the final 37 seconds.

The Ravens had taken the lead when Jackson scrambled 28 yards to help set up Justin Tucker's 47-yard field goal.

But Jackson is still haunted by the two late fumbles.

"That ticked me off," he said. "I hate any type of turnover."

The Raiders earlier got a forced fumble by Quinton Jefferson against Jackson to set up Josh Jacobs' 15-yard TD run, tying the game at 17. The Ravens answered when former Raider Latavius Murray ran it in from 8 yards one play after Jackson found Sammy Watkins on a mismatch for a 49-yard pass.

Carr then connected on a 37-yard pass to Henry Ruggs III that set up a tying 10-yard TD to Darren Waller with 3:44 to play.

SPECTACULAR PLAY

Jackson's TD pass to Marquise Brown in the first half was a spectacular individual effort. He escaped pressure from Maxx Crosby and Yannick Ngakoue and scrambled before finding Brown in the back of the end zone for a 10-yard score.

According to NFL NextGen stats, Jackson took 7.84 seconds to throw for the fifth longest on a TD pass in the past five seasons and scrambled 27 yards for his most ever on a TD.

GO FOR IT

The Ravens went for it twice on fourth down in the first half, getting a 35-yard TD run from Ty'Son Williams on the first. Murray got stuffed by K.J. Wright on the second.

The Raiders got stopped on a fourth-and-1 run by Jacobs at the Ravens 13 in the third quarter.

SLOW START

The Raiders got off to a sluggish start offensively after sitting most of their starters in the preseason. A holding penalty and botched snap spoiled a promising first drive that reached the Ravens 21 before going backwards and ending in a punt.

The Raiders then punted on the next three drives, marking the first time in 15 years they punted on the first four drives of the season.

They then scored twice late in the half to make it 14-10 at the break.

INJURY REPORT

Ravens: G Tyre Phillips was taken off the field on a cart late in the first half after injuring his leg and didn't return.

Raiders: G Denzelle Good left in the first half with a knee injury. ... Ngakoue left in the second half with a hamstring injury. ... DT Gerald McCoy was taken off on a cart in the fourth quarter with a knee injury.

UP NEXT

Ravens: Host Kansas City on Sunday night. Baltimore has lost four straight against the Chiefs, including all three matchups between Jackson and Patrick Mahomes.

Raiders: Visit Pittsburgh on Sunday.

RAIDERS.COM

Raiders' new-look defensive line helps seal the deal in Monday night opener

By Levi Edwards

September 13, 2021

The Raiders defense that has been beaten down and battered for the past few seasons won them the game Monday night. With all eyes on them against one of the league's most electrifying quarterbacks, Gus Bradley and the defense delivered.

In Allegiant Stadium's first regular season game with fans in attendance, the defense was able to string together a cohesive pass rush and a few turnovers to get a victory over the Baltimore Ravens. A defense that

had the fewest number of sacks of any team in the past few seasons had three tonight. The Silver and Black pressured Lamar Jackson on 54.5 percent of his dropbacks. That's the highest pressure rate the Raiders defense has had on a quarterback since 2016, according to Next Gen Stats.

The intensity of the pass rush was lead in part by Maxx Crosby. The defensive lineman finished the game with six tackles, five quarterback hits and two sacks. In his first game as a Raiders team captain, he used the support of Raider Nation and his teammates to turn in one of his best performances to date.

"I love this team and I love this organization," said Crosby. "So for me having a fanbase going crazy – I've always taken it seriously, but being a team captain, I never want to let my teammates down. They look to me for an example of someone who works hard and shows up and makes plays and does everything they have to do to win games. So that's what I'm going to do every single day and I've been doing that and I'm going to continue to just keep going."

Crosby got a lot of help from his teammates on the line next to him, with Quinton Jefferson recording five tackles and a forced fumble, Yannick Ngakoue with four tackles, a QB hit and a pass deflection, and great effort from Darius Philon and Johnathan Hankins to stop the run.

One defensive player alongside Crosby who really stepped up with a huge momentum play was Carl Nassib. The defensive end got a strip sack on Lamar Jackson in overtime that set up the game-winning touchdown drive. Nassib's big-time play couldn't come at a bigger time in a bigger game for him – as he became the first actively gay athlete to play in a regular season game.

"The ball is everything. getting turnovers is the 'make or break' of a good defense," said Nassib. "We have a takeaway circuit every day, and it was definitely important. I'm glad I could get the ball out in a clutch situation."

The pass rush was very evident with Jackson's two fumbles while holding the Ravens to less than 100 rushing yards. While this is just the first game of the season, this should give Raider Nation a lot to be hopeful for concerning this Gus Bradley-charged defense.

Agony and Ecstasy: Raiders ride rollercoaster to a thrilling overtime win over Baltimore Ravens

By Rachel Gossen

September 13, 2021

Monday night's 33-27 over the Baltimore Ravens was not at all what the Las Vegas Raiders imagined their season opener would be like.

"I felt like I died and woke up and died again," Head Coach Jon Gruden said. "I was like a cat. I had multiple lives tonight. I don't like playing like that; it was tough. But again, we did a lot of really good things to win that football game tonight."

One of those really good things came from kicker Daniel Carlson. With seven seconds left in the fourth quarter and down by three, Carlson iced the game with a 55-yard field goal — a career-long for the four-year veteran — sending the game into overtime and the raucous crowd into a frenzy inside Allegiant Stadium.

What came next, though, was an even wilder series of events.

A coin toss win set the Raiders up to march down the field and put the nail in the coffin thanks to Bryan Edwards -- who didn't notch his first catch of the game until 37 seconds left in the fourth quarter -- catching a 33-yarder from Carr.

Except that wasn't the end — even though players were swarming the field and shaking hands. Upon further review, Edwards was ruled short by one yard and the Silver and Black attempted to make another game-winning play. However, penalties moved them back and an interception in the end zone by Ravens cornerback Anthony Averett left Allegiant Stadium deflated.

"Playing a team like this, defense like this and a superstar like Lamar, you know it's going to be a tough fight. ... But we were able to handle it," Carr said postgame.

That's when the revamped defense, led by defensive coordinator Gus Bradley, stepped up in the biggest way possible. Defensive end Carl Nassib sacked Lamar Jackson and forced a fumble, recovered by Darius Philon and putting the Raiders in position to -- once again -- attempt to end Monday Night Football.

"Carl, he works super hard and you see that. It's the biggest play of the game. He comes out and gets a strip sack, that's what we talk about all the time," Maxx Crosby said. "Carl's a baller and I'm proud of the guy."

On a 2nd-and-9 from Baltimore's 26 yard line, the Raiders got into field goal formation before a delay of game penalty and a decision to bring the offense back out onto the field.

"I hear in my headset Coach calling personnel, so I start running back out there," Carr said with a laugh. "I'm glad Coach trusted us and put it in our hands at the end because it always feels good to win that way, especially when you almost gave it away."

Carr ultimately found wide receiver Zay Jones for a 31-yard touchdown catch to seal the 33-27 win.

"Zay Jones, since he got to our team, every time when I've asked him to throw, he's there at 6 a.m. Every time. He's never missed one," Carr said of the wide receiver in a postgame interview with ESPN. "So to see him come up with the game winner like that, these last two times we've been [on] Monday night, he's got two touchdowns, I hope everybody in the world roots for Zay Jones because he works harder than anybody on our team."

The win was boosted by a full house of Raider Nation fans for the first time at the Silver and Black's new home field — something many players fed off of and were ecstatic to be surrounded by.

"Las Vegas, I tip my hat to you," Carr said. "You guys showed up."

Quick Snap: Josh Jacobs, Raiders defense holds it down for the victory

By Levi Edwards
September 13, 2021

Cash Money Carlson

The Raiders kicker put some respect on his name tonight.

Daniel Carlson came up huge for the Raiders at the end of regulation in to extend the game to another period. With ice in his veins the kicker nailed a 55-yard field goal — a career-long — to send the game into overtime. The former Auburn Tiger knocked down big kicks the whole game, recording nine points on two field goals and three extra points.

The Raiders run attack strikes

While the Raiders run attack had their struggles against a stingy Ravens offense, that didn't stop Josh Jacobs from persevering.

The young running back came up big in the end zone for the Raiders offense through the second half of the game. On the day, he recorded 34 rushing yards and two touchdowns. Kenyan Drake was another productive player for the Raiders, coming through with 59 receiving yards and 11 rushing yards.

Quinton Jefferson brought the intensity

While Lamar Jackson was driving down the field, the Raiders were able to get first blood in the turnover margin.

The Raiders offseason free agent acquisition Quinton Jefferson punched the ball out from Jackson at the beginning of the fourth quarter. The fumble was recovered by Denzel Perryman, setting up the offense with good field position and a 15-yard touchdown run by Jacobs.

Learning curve up front

The young Raiders offensive line was definitely put to the test often throughout the game.

The young unit was hampered by a few injuries with Richie Incognito not suiting up and Denzelle Good getting hurt early on. While they did have some success, they took their lumps as well. The unit had multiple holding penalties, false starts and a delay of game. Derek Carr had to make a lot of throws out of the pocket and was sacked three times. While the offensive line didn't look horrible, they will have a lot of game film to watch with Tom Cable in efforts of cleaning things up before facing the Pittsburgh Steelers on Sunday.



FEATURE CLIPS

Owner Mark Davis

LAS VEGAS REVIEW JOURNAL

Raiders owner Mark Davis is emerging from his father's shadow

By Ed Graney

May 27, 2020

Raiders owner Mark Davis is used to life in the shadow of his father Al, whose massive legacy is matched by few in the history of professional football.

Slowly but surely, however, Mark is creating one of his own. Even if he doesn't allow himself to see it that way.

"I've always said the least important thing in life is the score at halftime, so I can't be thinking about legacies right now," Davis said. "We're talking about building something."

That process began with his relocation of the Raiders from Oakland to Las Vegas and their spectacular new home that is Allegiant Stadium. It continued when Davis purchased in January the WNBA's Las Vegas Aces.

Al Davis remains, now and forever, the most indelible figure of all things Raiders. He died in 2011, but his presence defines the organization. It happens when you are principal owner and general manager for 39 years.

That 85-foot memorial torch inside Allegiant Stadium might be ceremoniously lit to honor Davis before each home game, but understand that the successful and controversial flame ignited by him when running the Raiders will never really expire.

"Al was a genius and a progressive, but he also had paranoid tendencies," said longtime Bay Area sports columnist Ray Ratto. "His story is told through one of those prisms depending on who is telling it."

Ratto said father and son are alike in one significant regard. "Take me the way I am" is an approach to life they share.

"Maybe that is (Mark's) legacy — don't go out and seek a positive one but that he doesn't want a negative one," Ratto said. "Who does? That makes him closer to the every-man owner than maybe anybody in sports."

One whose arrival to Las Vegas has proven to be a financial bonanza.

A tidy return on investment: The Raiders today are ranked as the world's 29th most valuable sports franchise at an estimated \$3.1 billion. In the last five years, that value has jumped some 117 percent. Which brings us to what Las Vegas has done for the Raiders, the most prominent example being that \$750 million public contribution toward the building of Allegiant Stadium.

It was never going to happen in Oakland. There was never going to be enough money to raise a new stadium in place of the dilapidated Coliseum. It's why, ultimately, Davis found a new home in Las Vegas.

Time will pass, those from both sides of the stadium dispute between the Raiders and the city of Oakland promise, and the entire narrative as to all that transpired will be told.

Some believe it rather simple: That the reason Davis was initially involved in a potential move to Los Angeles (one the Rams and Chargers now share) and the reason he flirted with San Antonio in trying to create a market was that he long since accepted the realities of Oakland.

The city wasn't going to invest hundreds of millions in public money toward a new venue, so Davis discovered in Las Vegas the largest public subsidy ever earmarked for an NFL stadium.

"For anyone to question his desire to get something done in the Bay Area is both ignorant and uninformed," Raiders president Marc Badain said. "Even up until the time we were negotiating here, he always said (Oakland) had a chance."

Community driven

This might not define a legacy, but it is stuff of legend: During the long and dreary days of a pandemic shut-in, Davis hunkered down at his temporary home — Westgate Las Vegas.

"I was the only person living there," Davis said. "There were like 25 security people there on a daily basis. Other than that, I was the only one. It was like 'The Shining.' Everyone in (Las Vegas) was looking for toilet paper and I had 3,000 rooms' worth."

Believe it. He would have invited the entire city inside if allowed.

Davis will tell you how significant those two years leading up to the official move were in connecting his franchise to Las Vegas. NFL owners approved relocation in March of 2017, but the Raiders remained in Oakland until they could officially kick off at Allegiant.

While there is no debating the intimate connection felt between the Golden Knights and Las Vegas — one forged from the October 1 mass shooting during the NHL team's expansion season — the Raiders too have spent their short time here integrating themselves into the community.

Rare is it that a few weeks pass without a press release announcing another outreach program. Recognizing local teachers. Hosting local prep football teams for games at Allegiant Stadium. Feeding the hungry. Working with veterans. Visiting hospitals and middle schools and high schools. Promoting the COVID-19 vaccines.

"Their involvement in the community is really impressive," Gov. Steve Sisolak said. "They don't say, 'No,' when you ask them for something. They just say, 'Yes,' to any community service item." Davis has often said he wanted the organization to earn such attachment, which he doesn't think would have occurred if the Raiders had arrived earlier and, say, played a few years at Sam Boyd Stadium.

He believed all infrastructure needed to be in place.

“Mark has made a commitment to Las Vegas and delivered every step of the way,” Raiders head coach Jon Gruden said. “The community is really important to him and he’s proud to be part of it. It shows the way Las Vegas has embraced the team. You can feel the excitement everywhere around here.”

Need to win more

All of his dreams for the Raiders had come true. The beautiful practice facility. The magnificent stadium. The community interest.

“And then the pandemic hit and the world stopped,” Davis said. “That’s how life goes sometimes.” What those who committed to paying traditional sky-high NFL season ticket prices missed watching in person last season was an 8-8 team whose franchise missed the playoffs for a 17th time in 18 years. Gruden will now enter a fourth year since returning to the sidelines. He is 19-29 on this second go-round after signing a reported 10-year deal in 2018 to get things turned.

They haven’t been yet.

“My role in taking over for my father when he passed away was to continue the legacy that he built and the mystique of the Raiders,” Davis said. “The one thing that I have failed in so far is we haven’t won. That’s what this team is about. It drives me, absolutely. It does.

“I felt bringing Jon Gruden into the organization was very stabilizing and he has a long time to do the things he needs to in order to get it done. I wasn’t looking for a quick fix. I was looking for something that we built for the future. We’re doing a wonderful job off the field, but we have a lot of work to do on it.”

The latter isn’t an issue with his other team.

Passion for hoops

Over nearly 30 years working for the Raiders, during which time she became the NFL’s first female front office executive, Amy Trask would frequently need to discuss a matter with Al Davis or have him sign a document.

Often, she was made to wait.

“He would be involved watching a women’s basketball game,” Trask said. “His interest and love for women’s basketball was as strong as it could be. When I heard Mark purchased the Aces, it made me smile.”

If the Raiders are the impetus by which Davis’ heart beats, it appears he has saved a portion for the Aces.

He bought the team from MGM Resorts International and is building an 80,000 square-foot training facility next to the Raiders’ headquarters in Henderson.

Davis has been a courtside staple since 2017. Two years later, the Raiders purchased 1,600 tickets for local youth to attend home games. Davis recently announced that Aces season-ticket holders — around 2,000 — will attend games this season for free. He is eating the entire cost.

Numbers are sometimes just that. His football team has a 53-player roster and \$180 million salary cap. His basketball team has 12 players and a \$1.3 million cap.

Davis, though, recognizes the disparity in compensation between his male and female athletes and has already proven to be overly passionate about ensuring women receive a larger piece of the financial pie. He is pushing fellow WNBA owners to negotiate a more lucrative media rights deal.

"It will be a different style of ownership from the big conglomerate to an individual, but the commitment from (Davis) is as much or even more than the MGM," said Aces coach Bill Laimbeer, whose team is among the favorites to win this year's title. "His commitment to making us as good as we can be is phenomenal.

"My goal is to educate him. He wants to learn everything about the women's game. In the long run, I'd like to see him have whatever say he chooses — hey, it's his money — but he knows he has a long ways to go. He wants to be taught and that's wonderful, from both a basketball and business side as well." Already, the first-year owner is dreaming about how legacies can be born for all involved. What's he looking forward to most?

"Designing that (championship) ring," Davis said.

It's still halftime

Even on one of the most important days of his life — March 27, 2017 — Davis spoke about another. Minutes after league owners voted 31-1 in favor of the Raiders relocating to Las Vegas, Davis stood behind a podium in Phoenix and talked about how his father often stated that the greatness of the Raiders was in its future.

The prospects for a rewarding one born and nurtured in Las Vegas seem more likely than ever. "Al Davis was Oakland and Mark Davis will be Las Vegas," Sisolak said. "The thing that has surprised me most is how approachable he is. He's very recognizable — I don't want to say it's the haircut, but that certainly helps — and he takes an inordinate amount of time to visit with anybody and sign autographs and talk to people. He shows and feels his best relating to everyday people."

In the end, legacies are built. It's just that many prefer to focus on the process and not the outcome. So maybe that's it, then, for Davis.

Maybe it's still halftime and he's not near ready to keep score.

"His (legacy) never has seemed to be the motivation behind any of his decisions," Badain said. "When people ask me about him, I say he's the anti-sports owner. He doesn't want any credit. He doesn't really want his name in the paper, but he will put his face out there when things go badly."

As an example, Davis last month took responsibility for a tweet that appeared on the team's official account about the verdict in the George Floyd murder case that was roundly criticized as insensitive. It read, "I CAN BREATHE 4-20-21," which Davis meant as a way to applaud the guilty verdict. But an hour after the tweet went public, it already had received nearly 20,000 comments and more than 15,000 retweets. Most were of a highly critical nature.

"But when things are going well, you don't hear from him," Badain said. "I really can't see the motivation for himself to create a legacy."

With or without one, Mark Davis has changed the trajectory of Las Vegas sports forever. Somewhere in there, perhaps not yet detectable, is a pretty amazing legacy.

THE ATHLETIC

New city, new man: How Las Vegas has changed Raiders owner Mark Davis

By Vic Tafur

July 22, 2020

LAS VEGAS — Back before the pandemic, Raiders coach Jon Gruden hit the Las Vegas Strip pretty hard for a few days, sampling some of the prized steak houses, enjoying an Aerosmith concert and appearing on social media posts with comedian Carrot Top.

"I was getting pissed at him," team owner Mark Davis said, laughing. "He stole my 15 minutes of fame. I told him to go home."

While Gruden, a celebrity coach who used to be a TV star, is the face of the franchise, Davis holds the keys to the city. After years of struggling to get a new stadium in Oakland and then falling short in an attempt to move to Los Angeles, Davis sits in Las Vegas with a state-of-the-art, \$1.85 billion stadium that is 98 percent completed and on track to be ready for the 2020 season.

Davis has immersed himself in the community since moving to Las Vegas last summer.

"The buzz has been unbelievable," Davis said in an hour-long sitdown interview on Saturday. "The fans here have just been so welcoming. They are stopping me and thanking us for coming, while I'm trying to thank them for bringing us."

Nevada Gov. Steve Sisolak first met Davis four years ago and is amazed by just how many people Davis talks to.

"Mark is an unusual character," Sisolak said in a phone interview Tuesday. "I have gotten to know a lot of wealthy and very powerful individuals, and Mark is the most unique of all of them. He is at his best, his comfort zone is with regular people. When he is on-site, he is always in the back talking to kitchen workers. And he will sign autographs until there is no one left. And you can tell he enjoys taking the selfies and chatting with these guys. He really gets close with people."

Allegiant Stadium may not have people cheering at games this season due to the pandemic, but it looks great and a visit last week saw workers looking back and admiring it at the end of their shifts.

"It's a phenomenal feeling," Davis said. "To get through the trials and tribulations and actually get it done on time. The pride that the workers showed in this building, man, they really did ... they loved working on it. Every three months before the pandemic hit, we would serve them a big-ass lunch and go through and thank every one of them. They just had so much pride in building this thing."

"You see them building hotels around here and you don't see the same enthusiasm about a project. They are the MVPs. I just can't thank them enough."

A new owner in a new city, Davis is also a new man.

After years of thinking that players should not protest or take a stand on issues while on the football field, he started changing his mind three years ago — before a weird game in Washington that Davis felt set the team back years. He has now reached a point where he is one of only a handful of NFL owners to say “Black Lives Matter” after the killing of George Floyd by a police officer in Minnesota and the subsequent protests around the country.

In a statement the team posted on social media, Davis said, “To watch a man be murdered by a uniformed police officer kneeling on the man’s throat for nine minutes while three uniformed police officers either assisted or stood by watching is disturbing in too many ways. To be honest I’m surprised that the resulting violence hasn’t been much worse.”

Davis has since met with Nevada Attorney General Aaron Ford, Clark County Sheriff Joseph Lombardo and Gruden about how they can make a positive social impact coming into the Las Vegas community.

“The initial thing is trust,” Davis said. “The officers need to trust the players and their families, and the players need to trust the officers so we can all say that we are on the same team.

“We discussed a lot of different programs and things that we can do. As soon as this virus is over, we’re going to get together and have an eye-to-eye and let everyone talk and speak from the heart, so we’re all starting on the same page. Starting in the local community is the quickest and most effective way for us to make a difference.”

Davis has also sat in on Zoom meetings that his players had to discuss social injustice.

“They are really stressing voting, and getting the word out how important it is to vote,” he said. “Making sure people know how to register to vote. If you want change, that’s really the only way to go about doing it, voting. The players would also have mentorships with kids in the community and make appearances with officers in schools, together, showing that they are on the same team and it’s not us versus them.”

Players are planning to make a stand against police violence before games — possibly taking a knee during the national anthem — and Davis is fine with that. He wasn’t for a long time, but that changed just before that Washington game in 2017.

Actually, it goes back to 1968.

“I was 13 years old then and there was a lot of social change going on in the Bay Area — we had Berkeley, Hells Angels, the Black Panthers, People’s Park, the war in Vietnam,” Davis said. “We had all that going on and it’s so remarkable to me the violence that was going on then and the protests and kids getting the shit kicked out of them. And then what was going on in Los Angeles and across the country in Black communities.

“And now, today, people think we are in a tough situation with Black Lives Matter and George Floyd,” he said. “When you look back at ’68, I think people have been actually pretty calm about what’s going on now. You think about it, has anything really changed in 50 years? There’s been progress, but certainly not enough.”

Davis admitted that he didn’t know what to make of Colin Kaepernick’s 2016 protests during the national anthem at first.

"My hero was Tommie Smith," Davis said. "Fist in the air. Strength. That was quite a statement. I didn't see strength in Colin kneeling, and there was some confusion at first over what he was kneeling for. A little bit before that Washington game, I had told the players that while I was the first person for social justice and the Raiders are the first team in the world for social justice, I would prefer that if you had something to say, you don't do it in a Raiders uniform. Because then you're speaking for all 53 players and everyone that works in this organization. And they may not all agree with you."

Davis asked them to speak out after games and said he would stand with them then if they wanted. He thought the message was well received but wasn't sure what the players would do. Then, two days before the game at Washington, President Donald Trump called NFL players who kneeled "sons of bitches."

"Certain things happened and the national climate changed. Things got hot and that clicked me back to 1968," Davis said. "I called in Derek (Carr) and Khalil (Mack) and told them that I can no longer ask them not to say something while you're in uniform. And that if they were going to say something, say it with class and pride and try and say it as a team. There won't be a fine."

While Davis gave his blessing, there was still a lot of debate and uneasiness in the locker room going into the game. Coach Jack Del Rio clearly sided with Trump that players should not protest during the anthem. Carr and Mack, meanwhile, were not polished leaders and did not pull off the unified front, as some players kneeled during the anthem, others stood and many sat on the benches with their arms interlocked.

"Everybody took a different path," Davis said.

Carr took a beating that game, as the listless Raiders were dominated, 27-10, and would go on to lose four straight games to erase a 2-0 start to the season. The rumors spread that the offensive linemen let Carr get hit over the differences of opinion over the pregame protest.

The players on the team all deny this, and most point to the offense falling apart under new coordinator Todd Downing, with former linebacker Del Rio and offensive line coach Mike Tice getting too involved in the play calling.

But there was definitely something hanging in the air in the locker room.

"People respected that Derek stood," former Raiders defensive lineman Mario Edwards Jr. told The Athletic's David Lombardi in 2018. "It's a free country. But people definitely had their feelings about it. We had a group of people that sat and a group of people that stood, and that's where it really started separating.

"And then some people started getting upset like, 'OK, if you're going to sit now, how about you start doing stuff to actually make a difference? Don't sit down just to sit down because it's cool, let's sit down to make a difference.' So then we started pointing fingers and it started going downhill from there."

Davis can't imagine that teammates let Carr get hit.

"I wasn't inside enough to know what was really going on, and I take the blame for that," Davis said. "And it killed our team for the rest of that year. It tore at the heart of our team. It was a total defeat — socially, on the field, everything. It was a disaster. Just a terrible night. And it was my fault, because I was at the top of the food chain."

(Del Rio was fired at the end of the season, after Davis finally succeeded in his long-time courtship to get Gruden to return for a second stint as Raiders coach.)

Davis has been more demonstrative this time around, trying to steer the organization's response to police violence.

"I have taken a lot of criticism over saying Black Lives Matter," Davis said. "I am not backing some Marxist organization, it's just a clean statement. Obviously, all lives matter, but where we're at right now, we have to make clear that Black lives matter because a part of our society needs to hear that after what's been going on. We have to stop police brutality.

"We have two pandemics this year, social justice and COVID virus."

When Davis visits his new baby, his favorite two things about the stadium are the grass field and the 85-foot Al Davis torch, honoring his late father.

"Those were the two must-haves," Davis said. "Non-negotiable. I give all the credit in the world to (Arizona Cardinals owner) Michael Bidwill for taking the risk to actually do a grass field in Arizona that grows outside and actually rolls into the stadium, and then all of the help that they gave us. They helped effectuate that for our stadium. ... Football should be played on grass."

Davis stresses that while Allegiant Stadium is multipurpose, it was made for football.

"The sidelines are very tight and everybody is going to be right on top of the field," Davis said. "It's going to be exciting."

Fans have begun referring to Allegiant Stadium as "The Death Star" because some think it resembles the "Star Wars" space station, and Davis is over the moon about it.

"That's just spectacular," he said. "Disney is kind of excited that that name was attached to the stadium, as well. But that came from the fans. I love that."

While the Raiders won't announce the formation of a "Black Hole" fan section like there was in Oakland, it's already incubating. It will be in the end zone section that doesn't have a club area.

"If the fans want to consider that the Black Hole, they can absolutely do it," Davis said. "I don't try and tell fans what to do, I like organic. But it's very clear that that one end zone will be the Black Hole. A good amount of fans who were in that section in Oakland have bought seats in that section.

"That's part of our legacy."

There are roughly 9,000 fans from Oakland that have bought season tickets, Davis said.

"When I run into them when I am in the Bay Area, they tell me that it hurts that we left, but they understand why," Davis said. "Ninety percent are on a positive note. It's very heartening. The other 10 percent are very, very angry at me. But I am willing to talk to them and explain to them what the reasoning was. And for some, they were still mad after I tell them."

"I totally understand the passion and that they aren't forgiving."

Davis has always spent a lot of time talking to fans, often holding court in the lobby of the Napa Valley Marriott after training camp practices.

"Seeing what the A's are going through right now, knowing what a tough situation we were in," Davis said. "I wouldn't say getting a new stadium in Oakland was impossible, but it was pretty damn impossible. I think most of the fans understand that, and that's important to me."

Davis said the Raiders also have 8,000 fans coming from their other former home, Los Angeles, and he wonders what people are talking about when they say that the Raiders have lost the fever pitch that their fans had in Oakland.

"You hear people say that the crowd is going to be 50/50 with our fans and the opposing team's fans, but the only way the other team's fans get in is if our fans sell their tickets," Davis said. "Because they are all sold out. We have to win so that they don't sell their tickets, but I understand that if they can get \$2,000 a ticket for the Chiefs game or Tom Brady game."

"I think a lot of people try to kiss it off and say we sold all the tickets to the hotels or the brokers, and that's the farthest thing from the truth."

It sounds as if there will be no fans at Allegiant Stadium this season, but Davis thinks fans will be pleased with what they see on TV. He thinks his team is set up to win and is particularly excited about the first-round draft pick who reminds him of his late friend, Cliff Branch. And of his father, late owner Al Davis.

"Henry Ruggs was the player I wanted for the last six months," Davis said. "My dad was always trying to replace Cliff with so many different types of guys. ... Speed, speed, speed and we really got away from that the last five, six, seven years. We really didn't have anybody that could run. Nobody could run."

"I watched Henry Ruggs and his speed and quickness and his strength were pretty impressive. And then if you see his baseball highlights, my God. He made some nice tackles on interceptions and he'll block too. He is a complete player. I was just so thrilled that we drafted him. Maybe that's the piece that we haven't had that's Raiders football. You throw it deep the first play and the safety is worried the whole game."

Ruggs is potentially the one new starter on an offense that has its quarterback, offensive line, running backs, receivers and tight ends back from last season. That familiarity should bode well as teams had to shelve their offseason workouts and now the preseason games have been canceled.

"There was so much talk this offseason about other quarterbacks and things of that nature, and having Derek (Carr) come back and the continuity he brings with how little time that players have to work together is probably a positive thing," Davis said.

Davis thinks the life came back into the organization when Gruden came aboard, but more so when the Raiders beat Mack and the Bears in London last season. They had traded away Mack, the former defensive player of the year, before the 2018 season for no immediate return as they awaited the future draft picks in 2019 and 2020. The two first-rounders turned out to be running back Josh Jacobs and cornerback Damon Arnette.

"After that Bears game, people realized that we hadn't given away the ship with Khalil," Davis said. "We have such good young guys today. They are really working hard this offseason. And it's not the coolest weather."

The new practice facility has outdoor and indoor fields, and Davis said the only person more excited than the players is Gruden.

"He is really excited," Davis said. "The facility gives him an opportunity to do something he's never had the opportunity to do — having everything at his disposal as far as the film-editing and the technology, the rooms, just everything."

The Raiders will be having training camp at the facility starting next Tuesday, but Davis hopes to return to Napa next summer.

"I would like to continue to do it there," Davis said. "It is one of the most beautiful places in the world and gives us ties back to our Northern California roots. Southern California is another possibility, but I just think there is nothing better than Napa."

The Raiders have another year in their deal at Napa and Davis thinks extending it should go smoothly, though he senses other teams are "biting."

The ribbon-cutting and the official opening of Allegiant Stadium may get pushed back due to the pandemic, but Davis says he knows he will be holding back tears whenever it does happen.

"This would have been my dad's dream," Davis said. "He would have loved the stadium. It has that imposing Raiders touch to it. It looks like a Raiders stadium. I think he would be happy too about the facility in Henderson and the ability that it gives us to be a 21st-, 22nd-century team."

While his dad was always full speed ahead, Davis does look back and he said it's important to him that people know he did everything he could to make it work in Oakland.

"If I didn't try, I would have felt guilty," Davis said. "I gave it my best and I don't feel guilty one iota. I take a lot of blame for a lot of things where maybe I wasn't prepared or made a bad decision — everything is from the heart — but on the trying to get us a stadium in Oakland, I did everything I could. Then, at our last home game, they took an edited video and made it look like I didn't give a damn about the fans."

"I wanted to say that the city ran us out of town and was suing us, and the guy that runs the Coliseum was facing federal charges for inside dealing on the naming rights, but I didn't ... and it came out looking like I didn't care about the fans. When I think they are the best in the world."

Former Coliseum Authority executive director Scott McKibben was charged in January for alleged violations of state conflict-of-interest laws for seeking a \$50,000 fee in helping negotiate a stadium's naming rights.

“He backtracked on the deal he made us on the price of the lease, and he gets caught for taking a kickback, and I haven’t heard a word about it since,” Davis said. “The Bay Area is one of the most beautiful places in the world, and the politics are the most dysfunctional I have ever seen anywhere.”

Davis was also hurt when the NFL chose the Rams and Chargers over the Raiders to move to Los Angeles, but processed it quickly.

“I have lost games before,” Davis said. “That’s how I have learned to live my life — you lose on Sunday, you’re pissed about it, I go to P.F. Chang’s on Monday, I have lunch and then I am on to the next week. We got our ass kicked in LA, and we went back to Oakland with our tails between our legs. And then McKibben backtracked and tripled our lease, and it was total disrespect. It was like, how are we going to work with these people?”

“Vegas had been after us for years, but I told them I will only talk to you if Oakland and Los Angeles don’t happen. Losing the LA vote was probably the best thing that ever happened for us.”

And for Nevada football fans and workers.

“This stadium has been a great thing for the community,” Sisolak said. “It created an awful lot of jobs, which I am really, really proud of. Mark has been a great partner. There are only 32 cities that get to call themselves NFL cities and it’s an honor to be one of them for the people in Nevada.

“Mark has won a fan base already. He is extremely supportive of the community, he’s at every sporting event and charity event. He has donated to our schools. He has jumped in with both feet and he has certainly changed the landscape of Las Vegas and Nevada forever.”

General Manager Mike Mayock

LAS VEGAS REVIEW-JOURNAL

Man with the Plan: Raiders' GM Mike Mayock seeing vision through

By Adam Hill

September 9, 2020

Mike Mayock fondly remembers wandering the various playgrounds of West Philadelphia as a teenager in search of the best competition to test his mettle.

"You'd kind of hear where guys might be running that day and go find them," Mayock recalled during a phone call late in training camp. "I didn't care if it was Wiffle ball. Let's just go find a game."

It was that same search for competition that led him to leave behind a nearly two-decade run as a television analyst to serve as the general manager of the Raiders in December 2018.

Mayock employed the same passion and work ethic to his media job as he does to his front office gig with the Raiders, particularly his time spent as an NFL draft analyst.

It was a grueling process to prepare for the biggest three days of the year, but as soon as the draft broadcast wrapped, it was time to move on from all of the players he had spent so much time studying.

The son of a football coach wanted more skin in the game, as he describes it.

"When I was at NFL Network, I could prepare 10 months for the draft and feel really good about it afterwards, go out and have a beer and feel like you worked your tail off and did the best you could," he said. "But there's no connection to the individual players and the game, it's just a job well done."

That's not the case anymore. Now his meticulous research on every player coming out of college is put to the ultimate test. "You get to see these guys as more than just a commodity," he said. "You get to see them become fathers, husbands, brothers and men."

He also has to worry about trades, free agency, managing egos and the salary cap and making sure all those pieces work together when they take the field on game days.

"On Sunday afternoon for three-and-a-half hours, I'm ready to puke," the 62-year-old Boston College alum said. "That's what I missed. The butterflies, the nerves when every snap matters. That's what's been the cool thing for me is trying to build something different and special and on Sunday, you live and die by every snap."

A successful transition

It's a proving ground that sounds nightmarish, but Mayock insists he's a man living a dream.

"Everybody has a different definition of fun," he said. "My wife looks at me and just laughs. She's like, 'You've never had more fun in your life.' And she's right. At my age, to have the opportunity to do this, you kind of live and die a little bit every day because it means so much."

Not that he was unhappy with his prior professional life. After his brief playing career ended, Mayock went into commercial real estate and eventually broke into broadcasting.

He did a little bit of everything in television from sideline reporter in college football and the NCAA basketball tournament to calling games in the Canadian Football League to lead analyst on Notre Dame broadcasts.

It was the kind of versatility that once had him dreaming of being the first person to play in Major League Baseball, the NBA and the NFL when he was growing up.

Mayock was best known for his NFL draft analysis and had settled into that role, though there was always a sense he wanted to experience what was on the other side of the business. He knew it would have to be the right situation for it to work, however.

Mayock had been inside the facilities of just about every team in his time covering the NFL and the draft and had determined one of the biggest factors in the success or failure of a franchise was whether the coach and general manager were on the same page. He knew it was going to have to be the right fit if he were to move into the front office.

Finding right fit

Mayock found it with the Raiders and head coach Jon Gruden and it didn't take long to figure it out.

While they had crossed paths many times in their roles as broadcasters, their first meeting about taking the general manager job for the Raiders took place in late 2018 when Gruden was wrapping up the first season of his coaching comeback.

The group of five or six people at Gruden's house included owner Mark Davis, but soon only Mayock and Gruden were talking.

"It was the easiest conversation I ever had," Mayock recalls. "It happened organically. It was just topic to topic to topic about football and on most of them we were aligned. I think the most important thing was just kind of the vision for how to build this franchise."

In addition to the chemistry, Mayock liked that Gruden had a 10-year contract. It afforded the duo the opportunity to remake the roster according to their vision of how it should be done with the security of enough time to see the process through.

They wanted to focus on building through the draft and augmenting through free agency in areas where they believed they could invest in impact players.

It helped that Gruden had turned assets like Khalil Mack and Amari Cooper into draft capital and salary cap space.

So they were aligned on how to build a team, but Mayock has long said a key part of their shared vision was what type of players they wanted to bring in.

Mayock stressed to his scouting department the importance of evaluating a player and not just his measurables.

"I like smelling the grass," he said. "I want to be out there. I don't want to just know the results of the 40 and the vertical jump. I want to see them work out. I want to go to dinner with them. I want to get to know them. I tell my scouts all the time that we can all watch the tape, put the reports in and evaluate, but what makes that kid tick? What's important to him? The better we do at that, the better overall scouts we will be.

"We want guys with a passion for the game of football," he said.

Football first

Anyone who has been at the team's brand new facility in Henderson before sunrise knows how important football is to the faces of the front office. Mayock typically arrives around 5:30 a.m. He insists he's never beaten Gruden to work.

The two usually share a coffee around that time to discuss the agenda for the day and whatever big picture issues may be pertinent at the time.

Together, they have turned over almost the entire roster. They believe they are far more talented, stronger, faster and better than when they started. They are certainly younger.

Mayock has confidence in what they are building, but he knows it doesn't matter until it's put to the test on the field. As much credit as he got for the success of the rookie class he put together in his first draft, he's quick to point out his team went 7-9 in his first season as general manager.

So, has the vision he and Gruden had for building the roster started to take shape?

"The answer to the question is we're getting more and more of our guys in the building, we're competing at a higher level, but it remains to be seen whether that translates on the field or not, which is most important," he said.

"I think we're slowly seeing what we wanted, which was guys to come in and compete their tails off," he continued. "We want guys that love to compete, that don't shrink from competition. That's probably why you've seen some of the guys that we've drafted from big schools, used to playing in big games, an opportunity to watch them compete in that type of atmosphere. As Jon and I are sitting here contemplating cutting to a 53-man roster, we kind of take a step back and say it's a lot harder this year. We've got more guys competing. There's more talent."

It's time to put it to the test. But Mayock doesn't have to seek out that competition like he did when he was a kid.

His work will be graded every week, starting with a road game in Charlotte against the Panthers on Sept. 13.

DE Maxx Crosby

THE ATHLETIC

Now 18 months sober, the Raiders' Maxx Crosby opens up about his journey to the brink and back

By Vic Tafur

September 6, 2021

March 11, 2020, was the day that Maxx Crosby got sober. And it's a day the Raiders defensive end always knew had to come.

"I knew from the day that I started drinking that I wasn't like everybody else," Crosby said in a recent phone interview. "I couldn't just have one drink, and it was always a crutch for me. Through high school, through college ... and even when I got to the pros at first.

"I always knew I had a problem, but it got to a point where it started becoming unmanageable and things just got overwhelming for me. It was over the top, and I knew if I wanted to be the player that I wanted to be and the person that I wanted to be, it was something that I had to cut out of my life."

Crosby's teammates voted him a team captain last week, making him one of the two defensive players of the seven selected. If you have been around training camp, it's no surprise that Crosby and Yannick Ngakoue were picked because ever since Ngakoue showed up this spring, the two pass rushers have been pushing each other and teammates at practice.

Crosby, entering his third season, is in the best shape he's ever been in and is totally recovered from last season's broken hand and torn shoulder. Most importantly, he's the happiest he's ever been.

He took some time to talk about his journey to get here, as he closes in on 18 months sober from alcohol and drugs.

"It's been an awesome ride so far," Crosby said. "The first year of sobriety, for everybody, they say, is the hardest, and I know for me, mentally and physically, it was really tough. Getting through that and learning how to live a meaningful life taking care of myself and the people around me that I care about and love ... it was an uphill battle, and it's an everyday process, but life is getting better and better."

It started in March 2020 when Crosby went to Hollywood and checked into a rehabilitation center for a month. That same day, the Utah Jazz's Rudy Gobert tested positive for COVID-19 and the NBA suspended its season. Soon after, the rest of the sports world followed and much of society went into pandemic-related lockdowns.

"It's crazy, when I got there on March 11 ... that's when everything started shutting down because of COVID," Crosby said. "The NBA stopped their season and everything was put on lockdown, so it was kind of a blessing in disguise in a way.

"The whole world was put on lockdown, and it really gave me time to go take care of myself."

Walking into Grace Recovery Center was jarring and depressing at first, but Crosby knew he had to be there.

"I absolutely love those people," Crosby said.

He then transitioned to a sober living facility in Venice Beach, where he also trained to get ready for the 2020 season.

"I was there the entire offseason, really working on myself," Crosby said. "There were a lot of ups and downs, but I stayed the course. It was the best decision I ever made. It saved my life and it's a miracle what the (Alcoholics Anonymous) program has done for me and my family."

Crosby had wanted to put a year of sobriety under his belt before he told everybody, and some teammates were surprised to hear the news when Crosby told former teammate Will Compton about his sobriety on the "Bussin with the Boys" podcast in March.

"Will has a big platform and I thought it was a good idea to share my story so that it can help other people," Crosby said.

Crosby said he has a family history of alcohol addiction.

"I've had a lot of people close to me deal with it, and it's part of who I am," Crosby said.

Crosby also has a teammate in Darren Waller who has been very public about his addiction to opiates and alcohol and his recovery since he joined the Raiders in 2018. Crosby watched from afar on the other side of the locker room at first, and now he and Waller are close friends who attend rehab meetings together every Tuesday night.

"We were always cool, but we weren't really close before I got sober," Crosby said. "But just seeing him, I knew I could get sober. And I never thought that would happen, to be honest. ... I was just in a bad, bad space. But seeing him gave me hope.

"When I first got sober, I was like, 'Shit, if Darren can overcome what he did, I can do it. I can dedicate myself like he did.' I am about to be a year and a half sober, but it's still an everyday process. I am focused on the now, and having guys like Darren around me is so special to have that in the locker room."

It's not lost on Crosby that the Raiders have long been seen as the renegades of the NFL and the team has now moved to Las Vegas — Sin City — and ... two of its best players are drinking club soda and going to meetings every Tuesday night.

"Well, Darren and I have crazy-ass stories, at least," Crosby said, laughing. "But we can shed light on real-life situations and what we went through, and that can really help other people."

Special-teams coordinator and assistant head coach Rich Bisaccia also played a big part early on.

"He was FaceTiming me when I first got sober, and that was big," Crosby said. "He helped me a ton ... that was special. He says to find the three things that are most important to you, and obviously sobriety is at the top right next to football and my girlfriend, family and loved ones. Keep that circle small, and keep my priorities in the front, instead of the back."

For a guy like Crosby, who came out of Colleyville, Texas, with only one college scholarship offer and has always pushed himself, admitting that he wasn't strong enough to handle his over-drinking by himself — that he couldn't control the situation — was a big hurdle to get over.

"Any guy in AA will tell you, 'You can't do it alone.' That's a fact," Crosby said. "I tried to get sober multiple times in the past. I tried to do it by myself and white knuckle it, 'do it my way' and whatever, but eventually, it didn't work."

Crosby was, in fact, sober his entire last season at Eastern Michigan .. after getting in a drunk-driving accident leaving a party that spring.

"I wrecked my car and got arrested," Crosby said. "I knew I was going to face some kind of suspension. Coach (Chris) Creighton told me it was going to be a two-game suspension, but that second game was against Purdue ... that's a huge game. At Eastern Michigan, if you're playing a Big Ten team, that's a monstrous game. I was like, I cannot miss that game. And I was waiting for a couple of weeks to see what he was going to do. It was a scary time."

Creighton made Crosby a deal.

Crosby had to stay sober the entire season, get drug-tested and breathalyzed frequently, do a lot of community service and the suspension would only last the first game. If Crosby drank after any game or failed a test, he would be suspended again immediately.

Crosby was planning to enter the NFL Draft early after that junior season, so it was a no-brainer. And a white knuckler.

"He challenged me," Crosby said. "And I stayed sober and was able to get to the draft. Without that challenge, I don't know if I would be here today. Looking back on it, obviously, I went to the pros and had my struggles again, but a year and a half later, our relationship is so strong. (Creighton) always reaches out to me."

Crosby stayed sober for nine months without working a program, until he exhaled after getting picked by the Raiders and getting that first big paycheck.

"I was a pro," Crosby said. "Didn't have to go to class anymore, less responsibility and more money and you want to fit in with the guys. I started again and things got worse and worse."

During the draft process, the drunk-driving accident was the first thing Crosby was asked about by every prospective NFL team. And as he answered, Crosby thought to himself that he needed to address the problem with a full-fledged plan and program someday.

That day came a year later.

"The AA program, with the 12 steps and everything you have to do to truly heal yourself, is a different experience," Crosby said. "I could go on all day about it. The quote that stuck with me the most is, 'The one thing you have to change is everything.' The people around you, your daily routine, everything in my life had to change." Besides the support of his current and former coaches and teammates, Crosby also now has a team of counselors, AA members, mentors, sponsors and housemates from Grace and the transition center pulling for him and staying in touch.

"It's been an amazing journey," Crosby said.

ESPN.COM

Las Vegas Raiders DE Maxx Crosby says he's 18 months sober after stay in rehab last offseason

By Paul Gutierrez

August 27, 2021

HENDERSON, Nev. -- A week before the world shut down due to the COVID-19 pandemic in the spring of 2020, Maxx Crosby's world opened up.

That's when the Las Vegas Raiders defensive end began a month-long stay in rehab for alcoholism and is now nearing an 18-month milestone of being sober, on the cusp of the 2021 NFL season. In a wide-ranging interview with ESPN on Friday, Crosby detailed his fight for sobriety as he enters his third NFL season.

"It got to a point after my rookie year my life became unmanageable," Crosby said. "Alcohol, partying and all that s--- became too much of a distraction in my life. It became just overwhelming. I've always had issues with drinking and partying throughout high school and college. I've been able to slip by and get by, but it became too much for me and it's always been that one crutch.

"Alcoholism runs in my family and I'm an alcoholic. So, for me, I knew it was something that was always a crutch. I always knew I had a problem. I knew I couldn't just drink like everybody else. I got ahead of it. My first year of sobriety is always the hardest and that was last year. I had a lot of ups and downs. Mentally it was really tough for me. But going in, I'm almost a year-and-a-half sober now and life is great. I'm really enjoying every single day. I'm enjoying the work."

Crosby, who turned 24 on Aug. 22, was a Day 3 draft pick of the Raiders in 2019 out of Eastern Michigan, the No. 106 overall selection in the fourth round. He racked up 10 sacks as a rookie.

But it was in that offseason when Crosby decided he needed help.

"It was March 11 [2020], the day I got sober," he said. "I was living in Hollywood. Strolled out there and checked into rehab. ... And the whole world was put on shut down. I was there for a month and then I was able to just get myself right. And then after rehab, for that month I went to a sober living [facility] and I was staying out in Venice Beach all the way until training camp. I was literally in treatment like for the whole offseason.

"It was a big struggle but looking back on my journey, I know five years, 10 years down the road, I'll look back and be like, that was the biggest offseason of my life even though I was just trying to get my s--- together and just trying to stay above water. I know if I can make it through that s--- and get sober, I can do anything. It was special and I met some awesome people along the way."

Raiders owner Mark Davis said he was happy for Crosby.

"I think it's fantastic," Davis said. "Everybody has their demons. Obviously, he recognized he had a problem and he went out and fixed it. Recognizing it and wanting to fix it is the No. 1 way to get the help you need. And he did it."

Raiders coach Jon Gruden agreed.

"Maxx is an amazing man," Gruden told ESPN. "He realized he had a problem and he isolated himself and conquered it. He has incredible mental toughness and a desire to be great. He's a great inspiration for people to see what you can do if you're committed to following through."

Crosby said teammate Darren Waller, a Pro Bowl tight end, has also been open about his battle with addiction and they have become close friends.

"Here's a guy that was deep," Crosby said of Waller, "deep as hell and almost lost his life and he was able to come back and is now one of the best players in the league. For me, seeing a guy like that, that gave me hope. When I went off to rehab, I was terrified. I didn't know if I was able to do it. I couldn't imagine my life being sober. But today, the blessings that have come my way from being sober and doing the work and trusting in the people around me have been incredible.

"I'm living my real purpose and helping people out. ... The whole basis of AA is literally you can't do it alone. AA is a big family."

Crosby followed up his rookie breakout season with seven sacks last year and says after a year-plus of being sober, and re-dedicating himself to his health and fitness, he is primed for a good season.

"This offseason has been incredible," he said. "I've never been in this good a shape in my life. I've never been this dedicated. I've always been a hard worker as far as work ethic. ... I've taken it to a whole different level.

"I love being able to talk about it and share my story with other people and try to help other people out there going through what I've gone through."

FB Alec Ingold

NFL.COM

Raiders Walter Payton Man of the Year nominee Alec Ingold always striving to help 'one more kid' find a home

By Grant Gordon

December 30, 2020

Outlaws of the autumns, swashbuckling marauders of the gridiron, the Raiders are the league's bad guys by choice and design.

For Silver and Black fullback Alec Ingold, however, being the white hat among the wild bunch is a celebration of each of the endeavors in his life he's most passionate about: playing Raiders football and positively affecting his community.

"It's kinda cool. You get to put on a helmet and shoulder pads, you get to be the outlaw, you get to be a bully. You get to be with a bunch of guys that love playing football," Ingold says. "[You get to be part of] that whole aura on Sundays. And then Tuesday you can go out and help a community and see a spark in a kid's eyes. It is cool doing both of those things."

As the Las Vegas Raiders' nominee for the 2020 Walter Payton Man of the Year, Ingold has devoted his time and energy to fundraising for and serving nutritious meals to those who need them most, supporting the Special Olympics and spreading awareness about the need and importance for foster and adoptive families. He's done it all while blocking for Raiders quarterback Derek Carr and paving the way for running back Josh Jacobs' 1,000-yard season.

Among the 32 nominees, Ingold, in just his second NFL season, is the least experienced among the field. No player has ever won the award in their first three seasons, according to NFL Research, and Ingold has an opportunity to do it in Year 2.

"It means the world to me," Ingold says of the nomination. "It wasn't really on my radar. As a young guy, my second year and I was undrafted last year. So, to kinda receive that respect among the guys in your facility, in your organization, was pretty surreal."

It's all the more surreal as Ingold is the only fullback in the field of nominees and having a trying year on the field, though it's been one in which he's carried on no matter the obstacles.

Slowed by busted ribs sustained in early November, Ingold was relegated to sleeping on the couch for a few weeks. That was, for a time, where his daily routine began. Early to wake to get additional treatment, to get his body warmed up for the grind of practices, the 24-year-old hasn't missed a game. Perhaps more inspiring, though, is that it hasn't slowed Ingold off the field.

"Learning how to deal with adversity and still being able to impact a community is amazing," Ingold says.

Though the honor was unexpected for Ingold, it was an aspiration all the same.

Given annually, the Walter Payton NFL Man of the Year Award is recognized as the league's most prestigious honor and recognizes NFL players "for outstanding community service activities off the field, as well as excellence on the field."

Striving to become part of the prestigious class of honorees was something that came into view roughly a year ago when Ingold accompanied Jacobs to Miami ahead of the Super Bowl.

"I remember going to the Super Bowl with Josh, the NFL Honors show," Ingold says. "He was up for Rookie of the Year and he brought me, so [I had a chance] to kinda experience everything. It was our rookie year together. To see [2019 Walter Payton Man of the Year] Calais Campbell speak last year. You know you get a little taste of everything at the Super Bowl, right? You get the advertisement, endorsement stuff. You get the radio-side of things. And then, you get the NFL Honors show.

"When Calais talked, that was like, 'That's what I want to do. That's the impact I want to have – moving forward for the rest of my life.' After seeing all that, trying everything, to have that speech, that moment kind of be like that's what I want to do down the road, I was expecting to kinda have this long-term goal. And for that nomination to be happening this year is kind of surreal for me."

Giving of his time and efforts off the field didn't emanate from Miami, though. It's something that's been with Ingold for quite some time – all the way back to growing up in Green Bay, Wisconsin.

Always quick to point out and appreciate the efforts of a support staff that includes his marketing and community relations teams, it's always begun with his parents – mother Chris and father Pat.

"I think it really starts with my parents. Being adopted, understanding how important that support system was for me, how I was raised," Ingold says. "My parents mean the world to me and the way they raised me growing up, I always knew it was about helping the person next to you. Whether that's on the football field being accountable, being a good teammate or in the community, having a platform to give back. It really starts with them. That whole adoption thing is huge for me. I feel like that gives me a sense of, 'I'm on this planet to do something.' There's that divine intervention of 'I'm here for a reason.' I'm gonna do everything I can to impact the people around me because that's what my parents did for me. They gave me the best opportunity possible to live out my dreams. That's kind of where I got that from and that's where the support toward Raise the Future AdoptUSKids, the national spokesperson-type thing kind of parlays into that."

Ahead of Election Day, Ingold was active in a "Get Out and Vote" campaign and he offered his support to Special Olympics competitors from Nevada and California by way of a "Virtual Fall Sports & Fitness" workout. In Las Vegas, Ingold aided the Three-Square Food Bank's Coronavirus Emergency Food Fund in providing 31,000 healthy meals for kids, veterans and furloughed workers and he also served meals to first- and second-graders at Jack Dailey Elementary. But it's adoption and AdoptUSKids that beckons him above all and what he's chosen as the charity that will receive an NFL donation in his name as a result of Ingold's MOTY nomination.

"I just hope people talk about how important adoption is," Ingold says. "It changed my life. I'm a living testimony of someone who was adopted and was given a great opportunity to live my best life because I had a great adopted family. I just hope that having those conversations helps one more family, helps one more kid find that home."

Able to find a home long ago, Ingold's now aiming to do the same for others.

Ingold is now a Las Vegas fullback, but was once a Green Bay kid who was able to listen to Packers such as Ahman Green, William Henderson, Randall Cobb, Brett Favre and Aaron Rodgers speak and give back to their community.

"I was that wide-eyed kid," Ingold says. "That meant the world to me, just seeing them.

"Those people kind of shaped my life growing up. And I know that's kind of the impact people can have in the NFL, just by smiling, by shaking someone's hand, by having conversation."

Among the Silver and Black's storied brutes and bandits, a once-wide-eyed kid has emerged as one of the NFL's 32 best men.

THE ATHLETIC

Adopted as a child, Raiders' Alec Ingold wants to help unite other families

By Tashan Reed

July 20, 2020

For Raiders fullback Alec Ingold, there was no mystery as a child to the fact that he was adopted. He's biracial, Black and White, while his mom, Chris, dad, Pat, and sister, Sydnie, are White.

"Growing up that way, it was never a big secret or anything," Ingold said. "I was pretty comfortable with it by a very young age. I love my parents. It's mom and dad and it's nothing different, but at the same time, I always knew I looked different than the rest of my family. I never really had identity issues with that, but it was always there."

Regardless, there were some tough moments. It would hit him late at night while he was alone in bed that he didn't have a relationship with anyone whom he was related to by blood. He didn't have the same biological connection that all his friends and most others enjoyed.

Ingold eventually adjusted, which was made easier because of how he was raised in Green Bay, Wis. He never had an issue in the community related to his race and his parents emphasized the importance of knowing who he is as a human being before he even considered his skin color. He also forged a strong relationship with Sydnie and had an expansive network of friends that welcomed him.

Green Bay also sparked his love for football. His Sundays were built around two things: church and the Packers. The players were his superheroes and drove him to pursue the career he has today.

"It was about as picture perfect as you could imagine," Ingold said. "I just realized how fortunate I was to be placed in that family that was going to love me so much unconditionally and support me through everything I've been through."

Ingold, 24, has spoken to his parents and sister through text messages, phone calls and FaceTime calls multiple times a week since relocating to Las Vegas in mid-March. While he doesn't know his biological father, he's had contact with his biological mother. The Ingolds are tight-knit and genuinely love and care about one another. That sustained bond was the driving force behind his decision to partner with AdoptUSKids on July 14.

"I know for a fact that there's kids out there going through the same things I'm going through," Ingold said. "Whether they were adopted early or have recently been adopted, you have that self-realization that can be a little bit of a struggle sometimes."

AdoptUSKids is a nonprofit national project that works to help children and teenagers in foster care get adopted by "safe, loving, permanent" families. It simultaneously educates families about foster care and adoption while providing child welfare professionals with information and support.

Additionally, it maintains the lone federally funded photo listing service used to connect waiting children with families in the country.

Through his partnership with the project, Ingold has become a part of its mission to raise public awareness about the need for foster and adoptive families and assists states, territories and tribes in recruiting, engaging, developing and supporting foster and adoptive families.

In the wake of the COVID-19 pandemic and the ongoing social justice movement surrounding the recent deaths of Black people at the hands of law enforcement, Ingold felt moved to use his platform. That's when he came upon AdoptUSKids, which he hopes others will use to do the same.

"I'm just hoping to speak to both sides: The kids that are in foster care right now and the kids that have been adopted, but also the prospective families," Ingold said. "That support system and that communication, everyone's life can improve from that. I just hope I can be an example for some kids going through tough times and help them understand that you can reach out and trust family members that aren't blood related. They can be your best friends. They can be more than you can even imagine."

"My family means the world to me. There's a lot of kids out there right now searching for that. Hopefully, being an NFL football player and opening up in that light will be able to show them that there's really so many opportunities and blessings that come with being a part of a family like that."

Ingold, who graduated from Wisconsin in 2019 with a personal finance degree, doubled down on his good deed by speaking to a group of Las Vegas high school students through the UNLV Young Executive Scholars Hospitality & Tourism Program, a four-week summer program targeting under-resourced youth in the Clark County School District. Ingold talked about his life and journey and stressed the importance of financial literacy.

"I'm trying to speak to as many kids that'll listen to try and give them some insight on what I've learned throughout my life," Ingold said. "Las Vegas is a community that's definitely going to be one and the same with the Raiders. Me and a lot of other teammates are trying to speak to the community about topics that are near and dear to our hearts so that we can create this relationship."

Ingold has also remained active physically, whether it's running in random parks or participating in the Raiders' unofficial 30-player workouts in Las Vegas. It's not convenient, but it's nothing compared to the adversity that he experienced early in life. He wants to be consistently accountable and reliable in his second season, so he's got to keep putting the work in. Dozens of other Raiders players have followed suit.

"I'm proud of working hard when things are tough," Ingold said. "A lot of guys that have moved out here, we've kind of found our rhythm and what it takes to work together. It's definitely bringing us together on the team, no doubt, with the move and the pandemic and an unknown season."

Ingold's involvement in the community in the meantime isn't a front. His desire to help others stems from how Chris and Pat helped him as a child.

"I've been blessed with the decisions people made to step out of their comfort zone and make that adoption decision from my biological parents to my (adoptive) parents," Ingold said. "There's so much in this world that we can offer one another. Any difficulties or adversity that I've been through, I'm going to try and share it with others so that they can get through their own adversities. If it's relatable, great. If they can take one thing away from whenever I'm speaking, awesome. But at the end of the day, it's just opening my heart up and letting people do what they need with it.

"Hopefully, we can all be better because of it."

RB Josh Jacobs

ESPN.COM

Josh Jacobs is the Las Vegas Raiders' 'angry runner,' on his way to NFL superstardom

By David Fleming

September 21, 2020

THE CENTERPIECE OF the Las Vegas Raiders' Allegiant Stadium is the 95-foot Al Davis Memorial Torch. Built out of carbon fiber and aluminum and billed as the largest 3D-printed object in the world, the urinal-shaped cauldron doesn't feature an actual flame. Encircled by a bar, like all serious monuments, it instead blows a mixture of hot air and lasers to simulate flames in front of the \$1.9 billion stadium's lanai-style peep show doors that open to expose the Strip. The rest of the building is adorned with a similar kind of classic Vegas casino-style art meant to assimilate the Raiders into the culture of their new hometown. The works include an Area 51 alien sporting Raiders merch and one particularly riveting piece featuring Baby Carlos of "The Hangover" sporting a Raiders beanie. There's a mural of Raiders greats and a series of ayahuasca-fever-dream-inspired murals by local artist Michael Godard that reimagine Marilyn Monroe as a Raiderette, Wayne Newton as a Silver and Black quarterback and Elvis Presley as a Raiders running back.

And just in case there's any question as to just how impossibly high the expectations are for the Raiders' inaugural season in Vegas, one of the few other locals deemed worthy of a King-sized portrait inside Allegiant is Raiders running back Josh Jacobs, whose picture towers above what seems like a mile of white marble near the corner suites on the 200 level of the stadium. "Very surreal and humbling," Jacobs says about his portrait. Taken 24th overall out of Alabama in last year's draft, Jacobs set the franchise record for rookie rushing yards (1,150) and led the NFL in missed tackles (70), all while playing most of the season with a broken shoulder. Now the writing is quite literally on the wall for him and the 2020 Raiders.

In a Week 1 win against Carolina, Jacobs responded to the expectations by scoring three touchdowns and breaking 10 more tackles on his way to 139 all-purpose yards. It was a performance so explosive and dominant, yet somehow so effortless and smooth, that it drew comparisons to yet another GOAT. "That was a little bit like Walter Payton used to play," says coach Jon Gruden. "Josh is special. He deserves some national attention, and I hope you give it to him."

Jacobs is one of the most compelling success stories in the NFL and, pound for pound, one of the game's most physical young runners, and Gruden and the Raiders are now counting on him to develop into the kind of dynamic all-around talent worthy of becoming the national face of the franchise, or, in Vegas vernacular, the town's first Chairman of the Scoreboard. "Josh is going to be a superstar," says Raiders fullback Alec Ingold. "There's a really, really unique opportunity that none of us will probably ever get in our lifetimes again of setting the foundation and the identity for what the first Las Vegas Raiders teams will be. And in a lot of ways, that's the responsibility Josh has taken on. He really makes this offense run, and he sets the tone for what this franchise is going to be in our new home." Even with the questionable decor choices, the Raiders' new home base, which makes its debut on Monday Night Football against the New Orleans Saints (8:15 p.m. ET on ESPN), is nothing short of spectacular.

The expansive locker room, featuring long club-style ceiling lights crisscrossing above the center of the room, feels like something befitting of Marshmello, not Maxx Crosby -- although there are already nine other clubs inside the stadium, including one so close to the north end zone that Gruden could easily signal its bouncers to break up any potential Hail Marys. "This is our field of dreams," says owner Mark Davis. "This is our house."

For Jacobs, though, it was only the second-best dream house reveal of the offseason. In January, he bought his father, Marty, a house in Oklahoma, creating a fairy-tale ending to a well-documented journey that began 10 years ago on the streets of north Tulsa inside the family's red Chevy Suburban. When Josh was in middle school, he and his four siblings and Marty were homeless for several weeks. After their parents' divorce, Josh and his siblings initially stayed with their mother, Lachelle. Josh says they argued frequently, however, especially over what he says was Lachelle's misuse of child support money. Eventually Marty was granted custody of his kids, just as he found himself between apartments and jobs. It's an all-too-common scenario experienced by many of the nearly 60,000 families in the U.S. that are homeless on any given night, especially during the COVID-19 pandemic.

The Jacobses crashed with friends and in motels as long as they could until they were forced to sleep in the Suburban in a section of town where Josh had been shot at as a teenager. "I wouldn't change how I grew up for nothing because it made me who I am today," Jacobs says. "Nobody can tell me that something isn't possible, and I've got so many other dreams I want to achieve, starting with a championship, so I'm still grinding in every aspect of life."

To this day, Jacobs vividly recalls -- in a way that suggests the experience is never far from his thoughts -- that his father would often go without food, waving it away and pretending not to be hungry, so his children would have fuller bellies. Marty would often go without sleep as well, standing guard in the front seat with a gun resting in his lap, his eyes bloodshot from exhaustion and stress. Ten years later, after the surprise gift from Josh, when Marty's eyes were watering again, this time he was leaning against the black-and-gray granite countertops inside his immaculate new kitchen as giggles from grandchildren echoed throughout his spacious new home.

Standing next to him, and close to tears as well, was a former homeless teenager turned NFL running back who has now christened new homes for both his father and his franchise. "The kids that warm your heart as a coach are the ones who were not given anything and had to earn everything," says former Alabama offensive coordinator Mike Locksley, now the head coach at Maryland. "I saw Josh, going from homeless to buying his dad a house, and it's especially heartwarming when the reason you got into this business is to change people's lives with this brown football."

To help his kids process their emotions throughout their childhood, Marty encouraged them to express their feelings through poetry and art. Josh responded by drawing a picture of his dad valiantly fighting off a series of monsters. To this day, Josh attacks most carries on the football field in the same fashion: as an opportunity to slay some monsters, or at least run them over. Throughout his career, despite his relatively small stature (5-foot-10, 212 pounds), Jacobs has left in his wake a breathtakingly violent, "Jackass"-esque compilation of cartoonishly destroyed would-be tacklers. Just ask the Panthers.

Against Carolina, an astonishing 87% of Jacobs' 93 yards rushing came after contact. "There's no doubt he is an angry runner," says Locksley, who now coaches Josh's younger brother, Isaiah. "It's a chip on his shoulder, angry at the world, here I am a kid that spent time being homeless, not heavily recruited out of high school, then, at Bama, not being the focal point of the offense. Every time he touches the ball, he runs as if he may not get the ball again."

In 2015, as an unknown Wildcat quarterback at McLain High School in Tulsa, Jacobs was putting up truly unbelievable numbers. His stats were so off-the-charts ridiculous, in fact, that a skeptical reporter called McLain's athletic director and accused football coach Jarvis Payne of padding Jacobs' stats. It's a frequently recurring accusation in Jacobs' life. "The more you get to know him," Ingold says, "the more he does seem too good to be true almost." Jacobs' high school stats had to be doctored. How could a no-star, injury-prone kid suddenly average 300 rushing yards a game?

"Well, come to our next game and see for yourself," Payne growled into the phone. Just before kickoff against Cascia Hall Prep, Payne went to Jacobs' locker and dropped the details of the phone call. "After that I felt kind of sorry for that team," Payne says. "Josh took everything out on them."

The stats in question were, in fact, way off. Instead of a measly 300 yards, Jacobs ended up with 455 on 22 carries. And it would have been north of 600 if several big runs hadn't been called back. After a breathtaking display of speed, power, elusiveness and, well, controlled rage, on Jacobs' sixth and final TD, a clear path to the end zone emerged. Instead, and in what would become his signature move as a running back, Jacobs lowered his shoulder and bulldozed a defensive back who was left straddling the goal line like a Dali timepiece. "Poor kid," Payne says. "Josh could have easily sidestepped him and walked into the end zone, but he chose to run him directly over. I've seen a lot of talented kids, but that level of anger and tenacity? Very few are built like that. Josh needed to prove a point to the world. And that kid was in his way."

Several weeks later, when former Alabama and current New York Giants assistant coach Burton Burns sat down to watch McLain's highly ranked basketball team's practice, Jacobs took the ball end to end, effortlessly gliding around defenders before finishing with so much power to the basket that his forearm ended up above the rim. Burns got up and sprinted to his car like he was about to get towed, and after a frantic call to Nick Saban, Jacobs was bound for Tuscaloosa. "I see it in him, that extra hunger, that inner spark and inner sense of drive that is not typical unless you've been in those shoes," says Arash Ghafoori, the executive director at the Nevada Partnership for Homeless Youth, which runs a drop-in center just a few miles from Allegiant Stadium. "I see it over and over: The experience of being homeless doesn't beat these kids; they beat the experience, and then that resiliency becomes part of their DNA."

After splitting time in Saban's talent-rich backfield, Jacobs burst onto the scene during Bama's 2018 run to the title game. When an Auburn cornerback attempted to tackle Jacobs in the open field, the defender eventually came to rest on his head, with the rest of his body facing the wrong way, a full 7 yards downfield. A few weeks later in the national semifinal, Jacobs road-graded an Oklahoma safety on his way to pay dirt. Jacobs' personal favorite came next, in the title game, when he pancaked a 280-pound Clemson defensive end, then flexed over his massive, prostrate body. "He was a lot bigger than me, so I was supposed to lose that battle," Jacobs says. "So I put him in the ground and then, yeah, I flexed on him. Honestly, yeah, it feels good."

Jacobs' signature as a runner (and blocker) is the way he is somehow able to crystallize his physical gifts and the residual anger, fear and intense drive (along with even the tiniest perceived slight from an opponent, à la Michael Jordan) into a force that, when transferred into the body of would-be tacklers, often leaves them several yards downfield looking as if they've just been ejected from a mechanical bull.

Last season, in a Week 7 matchup at Lambeau Field, Packers safety Adrian Amos stepped in front of Jacobs at the 22. Amos, who made the unforgivable mistake of getting too much attention for being one of the highest-paid safeties in the game, returned to earth somewhere around the 26. For starters, Jacobs believes in the age-old runner's argument that operating at anything less than full speed is far more dangerous. "That's when injuries happen," he says, "when you're going through the motions." And he insists he could have easily made Amos miss -- if he'd wanted to. But Jacobs' uber-violence is more about inspiring his teammates and dictating the chess game in the trenches. After he runs over a tackler or two, the entire Raiders offense operates on a different plane, while the defenders, obsessed with delivering a huge payback blow, are overextended and off balance. "Then I'm gonna juke 'em and make them look stupid," Jacobs says. "So it's all a mind game."

Two plays later, in fact, Jacobs reeled off a 42-yard run to set up the Raiders' first score. But the damage had been done. This wasn't Cascia Hall Prep. The showdown with Amos had left Jacobs with a fractured right shoulder. "It hurt," Jacobs confesses. "But that's football." In a feat that seems nearly superhuman given the pain involved and the relentless pounding delivered to a running back's shoulder, Jacobs valiantly continued to play -- and play well -- for the next five weeks. Although pain-killing injections deserve some of the credit, playing through the injury earned Jacobs the kind of universal locker room respect and stature that usually takes younger players years to acquire. "That's another weight that Josh has to carry is that he's the focal point of this offense and also this team's identity," Ingold says. "So when you say he runs with all that anger and he runs people over even when he doesn't have to, it's not just Josh, it's the Raiders. He has to set the standard for the rest of us."

Over time, though, Jacobs' shoulder deteriorated to the point that he missed three of Oakland's final four games, and the Raiders faded from playoff contention, finishing 7-9. It was the franchise's 15th non-winning season in the past 16 years. When the doctors finally forced him to sit out, Jacobs was sobbing so hard his entire body was shaking inside his locker. He felt lost again, unmoored. His calling card as a runner had become his kryptonite. And with his life off the field near perfect, moving forward he would have to learn to run with purpose instead of anger.

As crazy as it sounds for someone who dealt with homelessness as a child, the toughest challenge of Jacobs' life was still ahead of him: adapting and surviving in a league in which most running backs are battered and broken and discarded before they hit 30. (Case in point: Leonard Fournette, the No. 4 pick in the 2017 draft, was cut in camp by the hapless Jaguars before signing with Tampa Bay.)

Sometimes, Jacobs learned, the actual work begins after all your dreams come true. "I'm gonna be one of those guys who walks away with my body intact," Jacobs insists. "I'm not gonna be one of those guys who plays until he's 35 and all of that. I plan on leaving on my terms. And my running style? Not only does that come from my life, it comes from people trying to confine me and put me in some kind of box, like 'You're this kind of runner, you're that type of runner.'"

Jacobs' shoulder injury opened the door for Cardinals quarterback Kyler Murray to win 2019 Rookie of the Year honors. Jacobs, who finished third in the NFL with 88.5 yards per game, would award himself only a B for his rookie season. Rather than bask in his success and the realization of a lifelong dream of buying his dad a house, after the season Jacobs went to Gruden and, instead of a pat on the back, asked for a shove.

Chucky was, of course, more than happy to oblige.

"He's got to stay healthy," Gruden says. "We need our feature back down the stretch. We were in a playoff stretch last year and didn't have him. He's got to stay wire-to-wire healthy, and we have to get more out of him in the passing game, more on the field on third downs. He had a great year last year, and we expect more from him this year."

Gruden's message seems to have gotten through -- a little. On the fourth day of camp, Jacobs caught a pass in the flat and began to lower his shoulder preparing to steamroll then-teammate Damarious Randall, only to pull up at the last second to smartly avoid a collision. It was a sign, however small, that Jacobs has begun to manage those cravings for contact and run with focus instead of fury. Of course, after the play, Jacobs barked, "Boom! I just retired you" just to remind everyone that the détente was a temporary courtesy, and only for teammates.

To further reduce Jacobs' wear and tear and increase his production -- as well as his Q-rating -- Gruden plans to get him much more involved in the passing game. The goal is to increase his 20 catches in 2019 to 60 this season. His four catches in the opener put him on pace for 64. If he stays on that pace and gains another 1,000 yards on the ground, that combo would put Jacobs in rare company, alongside versatile All-Pro-level backs such as Christian McCaffrey and Ezekiel Elliott.

It's a skill set Jacobs has been developing for years. Back in Tulsa, before his senior season at McLain, when Payne realized Jacobs had a better arm than any of his quarterbacks, the coach (and robotics teacher) recircuited his entire offense and moved Jacobs to Wildcat quarterback. The improvement was instant. "And ridiculous," Payne says. "Like watching a human highlight film." For good measure, Jacobs also started at safety and even found time to contribute on special teams and pitch in with some game strategy consulting.

In 2015, in a late-season game with playoff implications, McLain had the ball at the 30 with the score tied and time about to run out. McLain hadn't kicked a field goal all season, so Payne had already begun making plans for overtime when, instead of taking a knee, his quarterback called timeout and trotted to the sideline. "Hey, Coach, let's kick it," Jacobs said. "I've been watching our kicker and working with him -- he can make it." Payne huddled the team together and drew up a makeshift field goal formation using Jacobs as a decoy. Thinking it had to be a trick play, the defense didn't bother to rush the kicker. "He lines up, takes his time and kicks the most perfect 30-yard field goal you will ever see in your life," Payne says. "Josh brings out the best in everyone, even the kickers, even the coaches."

At Bama, to get Jacobs more opportunities while sharing time on a roster loaded with future NFL playmakers, Locksley used him as a back, as a slot receiver, on pass protection, on special teams and even at quarterback. "And he was good at everything," the coach says. "As an offensive coordinator, he's just one of those rare chess pieces. I call him Swiss Army Knife because he's just so multifaceted."

It's a trait that applies to Jacobs' entire life. Wanting to expand his interests off the field, this summer Jacobs met with several businessmen and entrepreneurs who, he says, always had the same response: "Are you sure you're only 22?" Teammates swear he can hit 15 3-pointers in a row on a basketball court. On his first carry in camp, after nearly falling on his face, Jacobs put one hand on the ground, caught his balance and blew through the Raiders' defense. "We all just looked at each other like, 'Oh my god,'" Ingold says. "The first time you see his kind of power and acceleration, it's like watching a new Ferrari leave the shop."

A few days later, when Raiders back Jalen Richard visited Jacobs' home outside of Vegas, Jacobs was playing piano and preparing chicken and shrimp fried rice from scratch. "So what can't you do?" Richard said with a laugh.

Before the Raiders had even completed their move to Vegas, Jacobs had already worked with the Nevada governor and attorney general to produce child ID kits to prevent human trafficking in a region with the country's highest rates of youth homelessness. Just before the 2019 draft, when it looked as if Jacobs was headed to Las Vegas, a die-hard Raiders fan and volunteer at the Nevada Partnership for Homeless Youth emailed Ghafoori, the NPHY director. The Raiders are going to have someone on their team who could have literally been one of your kids at NPHY, the email said. "I looked Josh up and read his story and I got goose bumps," Ghafoori says. "The Raiders have their own unique history in terms of having multiple homes. ... The Raiders could make a huge impact in Nevada, and Josh could be our biggest game-changer."

Ultimately it will be up to Gruden whether Jacobs has a similar impact on the Raiders franchise. When it comes to incorporating running backs into the passing game, many NFL schemes still operate like nickel slots at the Flamingo: low risk, low reward. Even in today's pass-happy NFL, contributing in the passing game for running backs mostly means serving as a safety valve checkdown for quarterbacks. (The Giants are constantly neutralizing Saquon Barkley this way.)

Dumping the ball off on simple flare-outs, rub routes and shallow crosses to a dynamic talent like Jacobs is essentially a gift to defenses, reducing his power and impact by forcing him to move horizontally and allowing the sideline to become a 12th defender instead of attacking defenses vertically and capitalizing on the constant mismatches Jacobs' skill set creates.

Instead, the model for the Raiders should be McCaffery, who, like Jacobs, played multiple positions in high school and lined up 100 times as a slot receiver during his rookie season. That dual threat, in turn, prevents defenses from loading up the box to stop the run. In the opener, Jacobs and McCaffery led their teams with 139 and 135 yards from scrimmage, respectively. (Don't be surprised, by the way, if Gruden also uses Jacobs under center. "I'm not gonna sit here and tell you he's Jim Plunkett," Locksley says, "but Josh is definitely skilled enough to throw the ball.")

So it's a hopeful sign that when asked about his offseason training focus, Jacobs sounds more like a receiver geek than a running back. Former NFL running back and current Raiders wide receivers coach Edgar Bennett constantly fed Jacobs film cut-ups on the art of receiving. One day Jacobs would watch film on disciplined route stems to prevent telegraphing his routes, the next he'd study release techniques for press coverage or how to read body language and create leverage to attack defensive backs downfield. Jacobs even dove into "stacking" -- an advanced technique to manipulate defensive backs in the deep passing game.

If there was any doubt Jacobs had truly upgraded his route-running and receiving game, it ended in Carolina when he vaporized linebacker Shaq Thompson with a surgical cut up the seam for a 29-yard catch. It was one of a dozen highlights in an all-around performance that Jacobs says is just a glimpse of what he plans to unveil in 2020. "In college and high school, I played everything, so it's just about getting back to that," Jacobs says. "I don't want to be known as just a good runner. I'm more than that. I didn't do enough last year, and I left a lot of yards on the table. This year is going to be different for me. I'm going to become a complete player and take my game to the next level."

Tonight, with the national spotlight focused on Allegiant Stadium, the 2020 Raiders and their franchise back, as the previous King of Vegas once said: It's now or never.

TE Darren Waller

THE ATHLETIC

Raiders' Darren Waller copes with the shutdown by exploring his musical side

By Vic Tafur

May 15, 2020

The violins start in first, before the bass drops and the angry voice starts poking you in the chest. D Wall, or Darren Waller as Raiders fans and fantasy football players call him, wants to know how your paper is stacking up in his new single, "Profits."

The music video drops Friday, the second to be released off his "Wall Street" album. "SHSW" was a much more relaxing song, with a smiling Waller rapping about how he separated from the crowd, as the acronym indicates, Some How Some Way.

Most people know Waller's story of overcoming addiction, signing with the Raiders and quickly becoming one of the best tight ends in the NFL. Many don't know how serious he is about his music — he recently received his first royalty check. The \$500 was the first money he has ever earned for his passion project.

"It's going great," Waller said in a phone interview last week. "Quarantine has provided a lot of time to lock in on improving my production and making new songs."

He is working on building a studio in his new house. Waller is back in Las Vegas, having returned from Georgia week ago. He is all moved in — after spending the past season and a half at the extended-stay hotel two blocks from the Raiders' old facility in Alameda.

"I grew to appreciate the proximity to the facility," Waller said, "because I would get there early for treatment and stay late for treatment."

The Raiders' new facility in Henderson, Nev., is on schedule to be finished next month, with the team's new stadium in Vegas set to be complete in July.

"It's quiet, but I really like Vegas so far and can really see myself enjoying life here," Waller said.

Waller gets up early and logs into the team's online meetings before hitting the field at a local park and working out with teammates Derek Carrier and Foster Moreau. (The team's newest tight end, Jason Witten, is in the process of moving from Dallas.)

"It's been pretty well organized, as far as the position meetings and getting a whole team meeting online," Waller said. "It's gone a lot smoother than I thought it would — I thought there would be a lot of connections dropping and a lot more difficulties."

"There is really good communication from the coaches to the players, so we know what we should be doing to be ready when the time comes."

Waller was very excited by the addition of Witten, an 11-time Pro Bowler with the Cowboys.

"I thought it was awesome," he said. "He is a great example of longevity and doing it the right way. His technique and his mental approach to the game kept him at the top and is going to put him in the Hall of Fame, so to have him in your room and be able to learn from him is priceless."

Waller said Moreau used to mention watching film of Witten, and that prompted him to do the same last year.

"There are things that caught me off guard watching him," Waller said. "He looks fast because he is great getting off the ball right at the snap, like no one I have ever seen — he will be ahead of wide receivers. So I am watching and thinking, 'I didn't know Jason Witten was that fast,' but it's that get-off and there are a lot of small details to his game that are just incredible."

Waller can't wait to get together with Witten and the rest of his teammates.

"I think we had another great draft class and we're putting together something special on both sides of the ball," he said. "We have a lot to offer Las Vegas, a lot of energy and we also want to do big things in the community."

Waller was also excited about the schedule, much fairer than last season's, when the Raiders were away from home for seven straight weeks.

"I feel that if we can get through last year's schedule, there is nothing we can't get through," he said.

The bar is high for Waller, in particular. A receiver in college, Waller is still learning the nuances of the tight end position and last season had 90 catches for 1,145 yards at 27 years old. And that's with defenses bracketing their coverage toward him after receiver Antonio Brown was cut and Tyrell Williams was injured.

"I see a lot of room for growth," Waller said.

He can block as well and is already among the handful of most valuable tight ends in the NFL. But Waller leaves the swagger to his rap persona.

"I try not to compare and say I am better than that guy," Waller said. "Saying I am the top dog doesn't do too much for me, because things change week to week. I just need to be the best me I can possibly be. That makes my life a lot simpler.

"I save that kind of energy for the music."

After football meetings and workouts every weekday, Waller works just as hard in the evenings, coming up with new beats. In many ways it's harder than being a professional football player.

"I pull the laptop open and ... I don't know," Waller said. "Sometimes I will go off a sample and try to flip that. Or I will play with some software that I found called Arcade and I try to create a melody. I just go through random sounds and click and play things on my keyboard until I catch something and I can hear something in my mind. And then I find another sound to layer it up.

“There is no one process. I could also be inspired by something I see or hear or some feeling I have. Something someone said to me can translate into a note that can spark a beat. It’s random. ... I try not to press for it and let it just happen. I have taken a week off at times and when I come back to it, I really missed it. I just really enjoy it.”

Teammates have remarked how on team flights Waller disappears into his laptop from wheels up to wheels down. And he has said he has missed the first bus from the hotel to the stadium on game days because he has gotten lost in his music.

Waller filmed all five music videos in a span of 39 days, each Saturday beginning in February, in the Atlanta area. He is also recording new stuff, with the same plan that he had last year — having enough songs to put out another project/album at some point during the season.

“I can mess around with a beat for fun during the season,” Waller said, “but I don’t get to spend an extended amount of time. So I like to get most of my music work done before the season gets going.”

Waller recently started his own YouTube channel, and reaction to the music has been positive.

“I have put a lot of work into it and I think it sounds good. So it’s definitely good to see other people like it because music is meant to be shared,” Waller said. “It was dope to get that check, just because I never thought that was ever possible.”

And yes, Raiders fans, that collaboration with teammate Maxx Crosby is still in the works.

“I sent Maxx a whole bunch of beats, so hopefully when he puts something out he will be using one of mine,” Waller said. “He is a busy guy, and whenever he is ready to lock in, I am here for him.”

Waller will put that song on his YouTube channel or on Instagram when the time comes. While the Instagram account is also popular, Waller winds up checking it almost every day for more important stuff than reactions to his music.

“People message me and tell me how they relate to my story and what they are going through, so I use that to have short conversions with them,” Waller said.

Waller struggled with opiate and cocaine addiction when he first came into the league. He was suspended twice for failing drug tests, including for the entire 2017 season.

“I try and connect with fans on Instagram whenever I can and let them know that I see them and I am there, and that I am just a normal human being who had to overcome some stuff,” Waller said. “Ever since ‘Hard Knocks’ (last summer), people have been able to relate to what I went through and I want to let them know that I appreciate them and what they are going through as well. And those talks give me a recharge because I am not perfect and I have doubts and I need to be picked up sometimes, too.

“People saying they look to me for inspiration gives me extra life sometimes.”

Waller also started the Darren Waller Foundation a few months ago. There was a kickoff dinner scheduled for it on the Las Vegas Strip during NFL Draft weekend, but the pandemic wiped that out.

“Corona has us on hold, but we’ll start having events as soon as Vegas is up and running again,” Waller said. “We just want to educate people and put my story and the stories of others in front of the youth.

“Kids always envision who they want to be when they grow up, without really taking stock of their mental health and how happy they are going to be when they get there. Maybe kids ages 10 on up to 25, getting in front of them as well as having an online community, which can serve as a safe space. They can say whatever is on their minds.

“I am trying to put together things that I wish I would have taken advantage of when I was a teenager.”

Music was one of the things that Waller turned to before he was sober, and it’s been even sweeter for him since he cleaned up.

“On my first project, there are songs where I am talking about drinking or using drugs, and I was able to learn how to make music without doing that,” Waller said. “I was afraid that once I got sober, my music was going to be trash — because you know, that’s a big part of rap — but my stuff did get better and I was able to be creative without rapping about material things, drug, alcohol or talking about women in a crazy way. I was able to find my sound, find my pocket and still be confident and still feel like I could still put music out that people would want to listen to.”