PHILADELPHIA EAGLES

GAME NOTES

AUGUST 19, 2021

AT LINCOLN FINANCIAL FIELD

PRESENTED BY

GAME INFORMATION

GO BIRDS

NEW ENGLAND PATRIOTS
Head Coach: Bill Belichick (22nd Year)
Division: AFC East

PHILADELPHIA EAGLES
Head Coach: Nick Sirianni (1st Year)
Division: NFC East



BROADCAST INFORMATION

TELEVISION (NBC10)
Scott Graham (play-by-play)
Ross Tucker (analyst) • Dave Spadaro (sideline)

EAGLES RADIO (94 WIP)
Merrill Reese (play-by-play)
Mike Quick (analyst) • Howard Eskin (sideline)

EAGLES SPANISH RADIO (Tico Sports)
Rickie Ricardo (play-by-play)
Luis Torress (analyst) • Bill Kulik (commentator)

PRESEASON 1	PRESEASON 2	PRESEASON 3	WEEK 1	WEEK 2
THU • AUG 12	THU • AUG 19	FRI • AUG 27	SUN • SEP 12	SUN • SEP 19
7:30 PM	7:30 PM	7:30 PM	1:00 PM	1:00 PM
LINCOLN FINANCIAL FIELD	LINCOLN FINANCIAL FIELD	METLIFE STADIUM	MERCEDES-BENZ STADIUM	LINCOLN FINANCIAL FIELD
L, 16-24	NBC10	NBC10	FOX	FOX

WEEK 3	WEEK 4	WEEK 5	WEEK 6	WEEK 7
MON • SEP 27	SUN • OCT 3	SUN • OCT 10	THU • OCT 14	SUN • OCT 24
8:15 PM	1:00 PM	1:00 PM	8:20 PM	4:05 PM
AT&T STADIUM	LINCOLN FINANCIAL FIELD	BANK OF AMERICA STADIUM	LINCOLN FINANCIAL FIELD	ALLEGIANT STADIUM
ESPN	CBS	FOX	FOX / NFL NETWORK	FOX

WEEK 8	WEEK 9	WEEK 10	WEEK 11	WEEK 12
SUN • OCT 31	SUN • NOV 7	SUN • NOV 14	SUN • NOV 21	SUN • NOV 28
1:00 PM	4:05 PM	4:25 PM	1:00 PM	1:00 PM
FORD FIELD	LINCOLN FINANCIAL FIELD	EMPOWER FIELD AT MILE HIGH	LINCOLN FINANCIAL FIELD	METLIFE STADIUM
FOX	CBS	CBS	FOX	FOX

WEEK 13	WEEK 15	WEEK 16	WEEK 17	WEEK 18
SUN • DEC 5	DEC 18 / DEC 19	SUN • DEC 26	SUN • JAN 2	SUN • JAN 9
1:00 PM	TBD	1:00 PM	1:00 PM	1:00 PM
METLIFE STADIUM	LINCOLN FINANCIAL FIELD	LINCOLN FINANCIAL FIELD	FEDEXFIELD	LINCOLN FINANCIAL FIELD
CBS	FOX	FOX	FOX	FOX

HOME | AWAY

WILD CARD JAN 15-16 | DIVISIONAL JAN 22-23 | CHAMPIONSHIP JAN 30 | SUPER BOWL LVI FEB 13

PHILADELPHIA EAGLES / PRESEASON / WEEK 2 / THROUGH SUNDAY, AUGUST 15, 2021

WON 0, LOST 1

08/12 L 16-24	Pittsburgh	69,796
08/19	New England	
08/27	at N.Y. Jets	

	Phil.	Opp.
TOTAL FIRST DOWNS	10	28
Rushing	0	11
Passing	10	15
Penalty	0	2
3rd Down: Made/Att	0/8	11/17
3rd Down Pct.	0.0	64.7
4th Down: Made/Att	0/0	0/0
4th Down Pct.	0.0	0.0
POSSESSION AVG.	18:42	41:18
TOTAL NET YARDS	277	410
Avg. Per Game	277.0	410.0
Total Plays	42	80
Avg. Per Play	6.6	5.1
NET YARDS RUSHING	52	152
Avg. Per Game	52.0	152.0
Total Rushes	11	42
NET YARDS PASSING	225	258
Avg. Per Game	225.0	258.0
Sacked/Yards Lost	2/11	1/10
Gross Yards	236	268
Att./Completions	29/14	37/29
Completion Pct.	48.3	78.4
Had Intercepted	2	1
PUNTS/AVERAGE	4/55.8	4/44.0
NET PUNTING AVG.	4/51.3	4/42.3
PENALTIES/YARDS	7/60	5/36
FUMBLES/BALL LOST	0/0	0/0
TOUCHDOWNS	1	3
Rushing	0	2
Passing	1	1
Returns	0	0

* SCORE BY PERIODS	Q1	Q2	Q3	Q4	OT	PTS
TEAM	10	6	0	0	0	16
OPPONENTS	0	7	14	3	0	24

* SCORING	TD	Ru	Pa	Rt	K-PAT	FG	S	PTS
Elliott	0	0	0	0	1/ 1	3/ 3	0	10
Watkins	1	0	1	0			0	6
TEAM	1	0	1	0	1/ 1	3/ 3	0	16
OPPONENTS	3	2	1	0	3/ 3	1/ 1	0	24

2-Pt Conv: TM 0-0, OPP 0-0
SACKS: McGill 1, TM 1, OPP 2
FUM/LOST:

* RUSHING	No.	Yds	Avg	Long	TD
Huntley	4	15	3.8	7	0
Gainwell	2	14	7.0	9	0
K. Johnson	2	12	6.0	10	0
Hurts	1	4	4.0	4	0
B. Scott	1	4	4.0	4	0
Howard	1	3	3.0	3	0
TEAM	11	52	4.7	10	0
OPPONENTS	42	152	3.6	12	2

* RECEIVING	No.	Yds	Avg	Long	TD
Ty. Jackson	2	32	16.0	19	0
Ertz	2	20	10.0	13	0
Reagor	2	20	10.0	13	0
Rodgers	2	18	9.0	9	0
Gainwell	2	16	8.0	10	0
Watkins	1	79	79.0	79t	1
Goedert	1	34	34.0	34	0
Patton	1	13	13.0	13	0
Huntley	1	4	4.0	4	0
TEAM	14	236	16.9	79t	1
OPPONENTS	29	268	9.2	33	1

* INTERCEPTIONS	No.	Yds	Avg	Long	TD
Riley	1	4	4.0	4	0
TEAM	1	4	4.0	4	0
OPPONENTS	2	33	16.5	22	0

* PUNTING	No.	Yds	Avg	Net	TB	In	Lg	B
Siposs	4	223	55.8	51.3	1	0	69	0
TEAM	4	223	55.8	51.3	1	0	69	0
OPPONENTS	4	176	44.0	42.3	0	2	54	0

* PUNT RETURNS	Ret	FC	Yds	Avg	Long	TD
Reagor	1	1	7	7.0	7	0
TEAM	1	1	7	7.0	7	0
OPPONENTS	2	0	-2	-1.0	5	0

* KICKOFF RETURNS	No.	Yds	Avg	Long	TD
Huntley	3	79	26.3	35	0
Watkins	1	22	22.0	22	0
TEAM	4	101	25.3	35	0
OPPONENTS	2	38	19.0	24	0

* FIELD GOALS	1-19	20-29	30-39	40-49	50+
Elliott	0/ 0	0/ 0	0/ 0	2/ 2	1/ 1
TEAM	0/ 0	0/ 0	0/ 0	2/ 2	1/ 1
OPPONENTS	0/ 0	1/ 1	0/ 0	0/ 0	0/ 0

Elliott: (47G,47G,50G)
TM: (47G,47G,50G)
OPP: (22G)

* PASSING	Att	Cmp	Yds	Cmp%	Yds/Att	TD	TD%	Int	Int%	Long	Sack/Lost	Rating
Flacco	17	10	178	58.8	10.47	1	5.9	0	0.0	79t	1/ 2	114.3
Hurts	7	3	54	42.9	7.71	0	0.0	0	0.0	34	0/ 0	69.9
Mullens	5	1	4	20.0	0.80	0	0.0	2	40.0	4	1/ 9	0.0
TEAM	29	14	236	48.3	8.14	1	3.4	2	6.9	79t	2/ 11	59.0
OPPONENTS	37	29	268	78.4	7.24	1	2.7	1	2.7	33	1/ 10	94.6

NEW ENGLAND PATRIOTS / PRESEASON / WEEK 2 / THROUGH SUNDAY, AUGUST 15, 2021

WON 1, LOST 0

08/12 W 22-13	Washington	65,878
08/19	at Philadelphia	
08/29	at N.Y. Giants	

	N.E.	Opp.
TOTAL FIRST DOWNS	16	24
Rushing	6	7
Passing	9	17
Penalty	1	0
3rd Down: Made/Att	4/12	12/20
3rd Down Pct.	33.3	60.0
4th Down: Made/Att	0/0	0/0
4th Down Pct.	0.0	0.0
POSSESSION AVG.	25:03	34:57
TOTAL NET YARDS	320	367
Avg. Per Game	320.0	367.0
Total Plays	56	80
Avg. Per Play	5.7	4.6
NET YARDS RUSHING	179	122
Avg. Per Game	179.0	122.0
Total Rushes	25	31
NET YARDS PASSING	141	245
Avg. Per Game	141.0	245.0
Sacked/Yards Lost	1/9	2/7
Gross Yards	150	252
Att./Completions	30/19	47/31
Completion Pct.	63.3	66.0
Had Intercepted	0	1
PUNTS/AVERAGE	5/54.0	5/44.8
NET PUNTING AVG.	5/42.6	5/34.8
PENALTIES/YARDS	9/58	3/21
FUMBLES/BALL LOST	1/1	0/0
TOUCHDOWNS	2	2
Rushing	2	1
Passing	0	1
Returns	0	0

* SCORE BY PERIODS	Q1	Q2	Q3	Q4	OT	PTS
TEAM	3	3	3	13	0	22
OPPONENTS	0	7	0	6	0	13

* SCORING	TD	Ru	Pa	Rt	K-PAT	FG	S	PTS
Stevenson	2	2	0	0			0	12
Nordin	0	0	0	0	1/ 2	3/ 3	0	10
TEAM	2	2	0	0	1/ 2	3/ 3	0	22
OPPONENTS	2	1	1	0	1/ 1	0/ 2	0	13

2-Pt Conv: TM 0-0, OPP 0-1
SACKS: Bower 1, Ca. Davis 1, TM 2, OPP 1
FUM/LOST: M. Hall 1/1

* RUSHING	No.	Yds	Avg	Long	TD
Stevenson	10	127	12.7	91t	2
Michel	6	26	4.3	9	0
Harris	4	17	4.3	8	0
Taylor	2	10	5.0	9	0
M. Jones	2	0	0.0	1	0
Hoyer	1	-1	-1.0	-1	0
TEAM	25	179	7.2	91t	2
OPPONENTS	31	122	3.9	14	1

* RECEIVING	No.	Yds	Avg	Long	TD
Wilkerson	6	39	6.5	8	0
Taylor	5	31	6.2	11	0
White	2	22	11.0	17	0
J. Smith	1	16	16.0	16	0
Bourne	1	13	13.0	13	0
Meyers	1	11	11.0	11	0
Zuber	1	9	9.0	9	0
Johnson	1	5	5.0	5	0
Harry	1	4	4.0	4	0
TEAM	19	150	7.9	17	0
OPPONENTS	31	252	8.1	24	1

* INTERCEPTIONS	No.	Yds	Avg	Long	TD
Williams	1	36	36.0	36	0
TEAM	1	36	36.0	36	0
OPPONENTS	0	0	---	---	0

* PUNTING	No.	Yds	Avg	Net	TB	In	Lg	B
Bailey	5	270	54.0	42.6	0	1	65	0
TEAM	5	270	54.0	42.6	0	1	65	0
OPPONENTS	5	224	44.8	34.8	2	1	52	0

* PUNT RETURNS	Ret	FC	Yds	Avg	Long	TD
M. Hall	1	0	0	0.0	0	0
Olszewski	1	0	10	10.0	10	0
Taylor	1	0	0	0.0	0	0
TEAM	3	0	10	3.3	10	0
OPPONENTS	4	0	57	14.3	20	0

* KICKOFF RETURNS	No.	Yds	Avg	Long	TD
Taylor	2	45	22.5	29	0
TEAM	2	45	22.5	29	0
OPPONENTS	3	71	23.7	32	0

* FIELD GOALS	1-19	20-29	30-39	40-49	50+
Nordin	0/ 0	0/ 0	1/ 1	1/ 1	1/ 1
TEAM	0/ 0	0/ 0	1/ 1	1/ 1	1/ 1
OPPONENTS	0/ 0	0/ 0	0/ 0	0/ 1	0/ 1

Nordin: (35G,50G,40G)
TM: (35G,50G,40G)
OPP: (40N,50N)

* PASSING	Att	Cmp	Yds	Cmp%	Yds/Att	TD	TD%	Int	Int%	Long	Sack/Lost	Rating
M. Jones	19	13	87	68.4	4.58	0	0.0	0	0.0	13	1/ 9	78.2
Newton	7	4	49	57.1	7.00	0	0.0	0	0.0	17	0/ 0	78.9
Hoyer	4	2	14	50.0	3.50	0	0.0	0	0.0	9	0/ 0	58.3
TEAM	30	19	150	63.3	5.00	0	0.0	0	0.0	17	1/ 9	75.7
OPPONENTS	47	31	252	66.0	5.36	1	2.1	1	2.1	24	2/ 7	77.6

JEFFREY LURIE

CHAIRMAN AND CHIEF EXECUTIVE OFFICER

NFC East Championships (9): '01 • '02 • '03 • '04 • '06 • '10 • '13 • '17 • '19
NFC Championship Games (6): '01 • '02 • '03 • '04 • '08 • '17 **Super Bowl Appearances (2):** '04 • '17

Super Bowl Champion: 2017 (LII)

Jeffrey Lurie embarks on his 28th season as Chairman and Chief Executive Officer of the Philadelphia Eagles. Lurie purchased the franchise on May 6, 1994, and assembled an organizational infrastructure that reflected the pride and passion of the region, where tireless work ethic and innovation deeply coincides with consistent results. This commitment to excellence at the highest level launched an unprecedented era of success, ultimately cementing the foundation of the first Super Bowl Championship in team history, when the Philadelphia Eagles defeated the New England Patriots, 41-33, in **Super Bowl LII** on February 4, 2018.

The Eagles, today regarded among the most prominent franchises in professional sports, began their ascent during the first full year of Lurie's ownership in 1995 and have since grown into a customary presence in the NFL's postseason. The Eagles are one of nine teams with multiple Super Bowl appearances (XXXIX and LII) since 2004 and lead the NFC (tied for second overall) in conference title games (six) dating back to 2001. In addition, the Eagles have captured nine of their 11 all-time NFC East Championships since 2001, which leads the division in that span.

Overall, the Philadelphia Eagles have made the playoffs 15 times under Lurie's direction and are tied for the fifth-most postseason bids in the NFL since the turn of the century (13), including trips in three of the last four seasons. During that stretch, the Eagles became just the fourth franchise to win a Super Bowl and then follow it with back-to-back playoff appearances since 1994, when the league's salary cap was introduced. Furthermore, including the postseason, the Eagles own the sixth-highest winning percentage (.577, 208-152-2) in the NFL since 2000.

Lurie's blueprint for success has had a profound impact on the field, leading to a greater overall winning percentage (.546, 250-208-3), more playoff games (29), and more playoff victories (15) than all prior ownership groups combined. That model, however, is not just limited to football, as the Philadelphia Eagles organization has wholly embraced a championship mentality in all aspects of its operations, especially in the community.

EAGLES AUTISM FOUNDATION

A thoughtful and compassionate philanthropist with family ties to autism, Lurie is devoted to raising critical research funds for the developmental disorder and has leveraged his resources as a professional sports owner to turn autism awareness into action.

In 2019, Lurie expanded on this commitment by launching the team's signature philanthropic initiative – the Eagles Autism Foundation – to help drive scientific breakthroughs and establish Philadelphia as a major center for autism research and care. The foundation has centralized all of its autism efforts to create a larger impact and has raised more than $10 million for institutions focused on autism research.

Through the Eagles Autism Foundation, the organization has been viewed nationally as a progressive leader in the autism community. The Eagles became one of the first sports franchises in the country to build a state-of-the-art sensory room, presented by the Children's Hospital of Philadelphia, and received Sensory Inclusive Certification for Lincoln Financial Field in partnership with Kulture City. The Eagles also became the first professional sports team to partner with Popcorn for the People,

On February 4, 2018, Lurie helped deliver the first Super Bowl championship in franchise history to the city of Philadelphia. The Eagles defeated the New England Patriots, 41-33, in Super Bowl LII at U.S. Bank Stadium in Minneapolis, MN.

JEFFREY LURIE

CHAIRMAN AND
CHIEF EXECUTIVE OFFICER

GO BIRDS

Lurie poses for a picture with participants at the finish line of the second-annual Eagles Autism Challenge on May 18, 2019. The Eagles Autism Foundation has raised more than $10 million to support autism research and care throughout the Philadelphia region.

EAGLES SUPER BOWL NOTES

- The Philadelphia Eagles are one of nine NFL franchises (one of four in the NFC) with multiple Super Bowl appearances (XXXIX and LII) since the 2004 season, joining the New England Patriots (seven), Pittsburgh Steelers (three), Seattle Seahawks (three), Denver Broncos (two), Indianapolis Colts (two), Kansas City Chiefs (two), New York Giants (two) and San Francisco 49ers (two).
- The Eagles are one of only four NFL teams to win a Super Bowl and then follow it with back-to-back playoff appearances since 1994, when the league's salary cap was introduced (also New England, San Francisco and Seattle).

MOST CONFERENCE TITLE GAMES SINCE 2001

Rk	Team	Total
1.	New England Patriots	13
2t.	**Philadelphia Eagles**	**6**
	Green Bay Packers	6
	Pittsburgh Steelers	6
5t.	Indianapolis Colts	4
	San Francisco 49ers	4

MOST NFC EAST CHAMPIONSHIPS SINCE 2001

Rk	Team	Total
1.	**Philadelphia Eagles**	**9**
2.	Dallas Cowboys	5
3t.	New York Giants	3
	Washington	3

a nonprofit organization dedicated to creating meaningful employment for those with autism and developmental disabilities. Most notably, the foundation's annual cycling and 5K run/walk event – the Eagles Autism Challenge presented by Lincoln Financial Group – contributes 100 percent of participant-raised funds to autism research and care.

To ensure the most transformational projects are funded through the Eagles Autism Foundation, Lurie organizes a nationally recognized independent peer review panel each year that is tasked with evaluating and approving submitted proposals. A total of 43 research projects, postdoctoral fellowships and community grants have been funded for exploratory work in the field of autism thanks to the foundation.

On May 8, 2019, Lurie was presented the Commitment to Cures Award by the American Brain Foundation for his ongoing work to find cures for neurodevelopmental diseases and disorders.

Additionally, Lurie is a director of the NLM Family Foundation, which devotes significant resources to autism research and education, and he also established the Lurie Family Foundation to strengthen the efforts toward autism research.

COVID-19 RELIEF EFFORTS

In response to the coronavirus pandemic, Lurie, in consultation with leading institutions, carefully assessed the short-term and long-term needs of communities and frontline workers combating the global health crisis and continues to commit substantial resources toward philanthropic aide.

Lurie contributed $1 million to Penn Medicine on April 3, 2020, to establish the COVID-19 Immunology Defense Fund, which is an emerging research program that aims to address critical needs as the pandemic evolves. The priorities of the program range between creating rapid diagnostic testing, finding drugs that work against the virus, and developing potential vaccines.

On April 21, 2020, Lurie and the Eagles announced $1 million in donations helping COVID-19 relief efforts throughout the Philadelphia area, focusing on providing critical assistance to the well-being of essential healthcare workers and their families, as well as supporting local businesses. The funds included $300,000 to purchase N-95 masks for local healthcare systems; $250,000 to the American Red Cross to maintain a sufficient blood supply; $225,000 in gift cards to local businesses for essential healthcare workers; $100,000 to Thomas Jefferson University Hospital's Better Together Fund, which assists employees and students facing unforeseen hardships during the crisis; $55,000 to Vision To Learn, which will ensure continuity of the Eagles Eye Mobile program in the region's schools; $35,000 to the JFCS of Greater Philadelphia to expand services for the Helping Healthcare Heroes Support Group; and $35,000 to the Uplift Center for Grieving Children, helping expand mental health services for essential healthcare workers and their families.

The Eagles have also planned 11 community blood drives at Lincoln Financial Field since the start of the pandemic. To date, these drives have yielded enough pints of blood to help nearly 2,000 patients.

Additionally, on June 5, 2021, the Eagles partnered with the City of Philadelphia and the Philadelphia Fire Department on a community-wide vaccination initiative. The combined effort, which is supported by the Eagles Eye Mobile, involves several clinics that will be offering free COVID-19 vaccines to residents throughout the summer.

CHAMPIONS IN THE COMMUNITY

One of Lurie's first philanthropic endeavors was the creation of the team's nonprofit charitable wing in 1995. For 20 years, the Eagles Youth Partnership served more than 50,000 at-risk children in the Greater Philadelphia region annually with a focus on health and education programming. In 2015, Lurie oversaw the Eagles Youth Partnership's transition to the Eagles Charitable Foundation that now provides children in the

JEFFREY LURIE CHAIRMAN AND CHIEF EXECUTIVE OFFICER

GO BIRDS

MOST PLAYOFF APPEARANCES SINCE 2000

Rk	Team	Total
1.	New England Patriots	17
2t.	Green Bay Packers	15
	Indianapolis Colts	15
4.	Seattle Seahawks	14
5t.	**Philadelphia Eagles**	**13**
	Baltimore Ravens	13
	Pittsburgh Steelers	13

MOST PLAYOFF VICTORIES SINCE 2000

Rk	Team	Total
1.	New England Patriots	30
2.	Baltimore Ravens	16
3.	Pittsburgh Steelers	15
4t.	**Philadelphia Eagles**	**14**
	Green Bay Packers	14
	Seattle Seahawks	14

MOST WINNING SEASONS SINCE 1995

Rk	Team	Total
1.	New England Patriots	22
2.	Green Bay Packers	20
3.	Pittsburgh Steelers	19
4.	Indianapolis Colts	18
5t.	**Philadelphia Eagles**	**16**
	Kansas City Chiefs	16
	Seattle Seahawks	16

HIGHEST WINNING PERCENTAGE SINCE 2000

Rk	Team	W-L	Pct
1.	New England Patriots	274-103	.727
2.	Pittsburgh Steelers	232-128-2	.644
3.	Green Bay Packers	224-138-2	.618
4.	Indianapolis Colts	221-142	.609
5.	Baltimore Ravens	217-146	.598
6.	**Philadelphia Eagles**	**208-152-2**	**.577**

(Including playoffs)

local community with greater access to vision care and autism research and services. Its signature program – the Eagles Eye Mobile – travels to local schools to provide free eye exams and prescription eyeglasses to under- and uninsured students in partnership with Vision To Learn.

Under Lurie's direction, the Eagles launched the groundbreaking Go Green initiative in 2003 aimed at reducing the organization's footprint on the environment and creating programs that improve quality of life in the Philadelphia region. In December 2018, Lincoln Financial Field was awarded LEED Gold certification by the U.S. Green Building Council. Additionally, the Eagles are the first professional sports team in the world to receive the prestigious ISO 20121 Event Sustainability Management System certification.

In 2011, in acknowledgment of the organization's commitment to the community, as well as their Tackling Breast Cancer and Go Green campaigns, the Eagles were presented with the coveted Sports Team of the Year Award by Beyond Sport.

Finally, over the past three years, the Eagles Social Justice Council, a committee of select players and Eagles staff, awarded over $1.3 million to local Philadelphia organizations working to improve education, mentoring, health services, criminal justice reform, reentry programs, and workplace development.

During the 2018 offseason, Lurie was honored by the Fritz Pollard Alliance with the Paul "Tank" Younger Award. The award is granted annually to an NFL executive, coach, or owner who promotes gender and racial diversity. Lurie's efforts to foster civic responsibility throughout the organization have also led the Eagles to be recognized by many for supporting social justice and human rights initiatives. Lurie was the recipient of the Torch of Liberty Award conferred by the Anti-Defamation League of Philadelphia and a year later was honored by Philadelphia's Operation Understanding, an acclaimed group that advances interracial harmony among future leaders of the African American and Jewish communities.

PROGRESSIVE LEADERSHIP

Widely considered one of the most progressive owners in professional sports, Lurie embraces innovative thought. His commitment to enhancing every element of the organization through forward-thinking decisions has been a hallmark of his tenure as Chairman and Chief Executive Officer.

Lurie invests in both people and ideas. Throughout his ownership, he has gone beyond traditional football practices by focusing on infusing talented individuals from other industries into the Eagles' business operations. As a result, the Philadelphia Eagles have become a leader in professional sports with regards to gender diversity in the workplace.

The Eagles' organic effort toward staying ahead of the curve and mining for value where others may not see it has also been fundamental to the football team's success over the years.

During the 2021 offseason, Lurie hired a 39-year-old first-time head coach in **Nick Sirianni** – the second-youngest head coach in Eagles history – following a highly productive, three-year stint as the Indianapolis Colts' offensive coordinator. Sirianni, who has helped coach three different players to *Associated Press* Comeback Player of the Year honors, guided the Colts to numerous top-10 rankings in major offensive categories.

Doug Pederson was hired by the Eagles as a first-time head coach during the 2016 offseason. In his second year at the helm, Pederson led the team to its first Super Bowl Championship in franchise history when the Philadelphia Eagles outdueled the New England Patriots in **Super Bowl LII**.

In 1999, Lurie found a match with former Green Bay Packers quarterbacks coach **Andy Reid**, who at 40 years old took on a lead role for the first time in his career and was also the second-youngest head coach in the NFL at the time of his hiring. Reid enjoyed a 14-year stay with Philadelphia (franchise record) and became the winningest head

coach (140-102-1, .578 – including playoffs) in Eagles history. Named the 2002 NFL Coach of the Year by the *Associated Press*, Reid led the team to nine postseasons, which included five conference title games and an appearance in Super Bowl XXXIX.

Lurie's first head coaching hire, **Ray Rhodes**, came to Philadelphia in 1995 as just the third African American head coach in modern NFL history. In his first season with the Eagles, Rhodes guided the team to a 10-6 regular-season record and playoff berth and earned *Associated Press* NFL Coach of the Year honors.

Each of Lurie's first four head coaching hires have achieved double-digit win totals and playoff appearances within their first two seasons.

Lurie, who was named NFL Owner of the Year by *Sporting News* in 1995 and by *Pro Football Insider* in 2000, currently serves on numerous NFL committees, including the Finance Committee, Media Committee, International Committee, and the Super Bowl & Major Events Advisory Committee.

BUILDING A NEW HOME

After purchasing the Eagles, Lurie recognized that the organization's facilities needed a total reconstruction, which required the design and relocation of its office headquarters, practice facility, and stadium. He immediately committed to providing the franchise with everything it needed to succeed and constructed two state-of-the-art facilities in South Philadelphia – the NovaCare Complex (2001) and Lincoln Financial Field (2003).

Although Lincoln Financial Field was erected specifically to house its primary tenant, the Philadelphia Eagles, Lurie also created a multidimensional event destination that could hold a wide variety of events. Fittingly, the first ticketed event at the new stadium was a soccer match between Manchester United and FC Barcelona in August 2003, followed by a Bruce Springsteen concert soon after.

Since then, Lincoln Financial Field has continued to evolve with an ever-changing entertainment landscape and underwent a two-year, $125 million revitalization in 2013. Over the years, the venue has hosted high-profile events including sold-out concerts, national and international soccer matches, the NCAA Lacrosse Championships, the Army-Navy game, Monster Jam, Temple University football games, and more.

FILM CAREER

Prior to purchasing the Philadelphia Eagles, Lurie joined General Cinema Corporation, a major movie theater company founded by his grandfather, Philip Smith. Two years later, he started Chestnut Hill Productions and produced a variety of theatrical and television movies. In 2008, Lurie established Screen Pass Pictures and served as an executive producer of *Inside Job*, the 2010 documentary film, which earned the Academy Award for Best Documentary Feature, and *Inocente*, which earned an Academy Award for Best Short Documentary in 2013. Most

recently, Lurie formed Play/Action Pictures to produce socially impactful documentary films, including *Totally Under Control* (2020), *Summer of Soul* (2021), *MLK/FBI* (2020), and *The Meaning of Hitler* (2020).

PERSONAL

Lurie's passion and love of sports began when he was a young boy growing up outside of Boston. Lurie became an avid fan of the NFL and all the major leagues after watching the first ever sudden-death overtime NFL Championship between the Baltimore Colts and the New York Giants in 1958.

Prior to entering business, Lurie served as an adjunct assistant professor of social policy at Boston University. He earned a B.A. from Clark University, a master's in psychology from Boston University, and a Ph.D. in social policy from Brandeis University. Lurie returned to his college campus in May 2019 and served as Clark University's commencement speaker to the graduating class.

Born on September 8, 1951, Lurie has two children. He resides in the Philadelphia area with his wife, Tina. In his free time, he enjoys traveling, golfing, tennis, movies, music, and discovering great restaurants.

DON SMOLENSKI

PRESIDENT

NFL Experience: 24th Year *(24th with Eagles)*
College: Amherst College **Hometown:** Pittsford, NY

Super Bowl Champion: 2017 (LII)

Don Smolenski, now in his 24th season with the organization, was named team president in 2012 after originally joining the team in 1998 as chief financial officer. Prior to being promoted to his current post, he was named senior vice president/chief financial officer in 2001 and later the team's chief operating officer in 2010.

As president, Smolenski directs the club's business and strategic efforts, including sales, marketing, communications, and operations. He has played a key role in significant projects from the construction of Lincoln Financial Field to the club's internationally recognized environmental and philanthropic programs. During his tenure as president, Smolenski has infused energy and creativity throughout the organization with his engaging leadership style. In 2015, he was named to the Most Admired CEOs list by the *Philadelphia Business Journal* and under his leadership, the Eagles were named to Philly.com's Top Workplaces list in 2016, 2018, and 2020.

During his time as the team's president, Smolenski and the Eagles realized their first Super Bowl victory in franchise history after defeating the New England Patriots, 41-33, in **Super Bowl LII**.

In his first year as president, Smolenski spearheaded a two-year, $125 million Lincoln Financial Field revitalization project that added 1,600 seats, HD video boards, and graphics paying tribute to the team's history. In 2019, Smolenski's leadership was instrumental to the Lincoln Financial Group naming-rights extension, which ensured that the Eagles would play at Lincoln Financial Field through 2032. Over the years, Lincoln Financial Field has hosted high-profile events including sold-out concerts, national and international soccer matches, the NCAA Lacrosse Championships, the Army-Navy Game, Monster Jam, Temple University football, and more.

As part of Smolenski's commitment to offering guests a safe, clean, and friendly experience at Lincoln Financial Field, the Eagles were credited with a SAFETY Act designation, one of the highest levels of accreditation offered by the United States Department of Homeland Security, in August 2020. One month later, in September 2020, Lincoln Financial Field achieved the distinguished Global Biorisk Advisory Council (GBAC) STAR accreditation for implementing stringent protocols for cleaning, disinfection, and infectious disease prevention.

Smolenski plays an important role in the team's environmental initiatives. As a result of their Go Green program, the Eagles have emerged as a leader in environmental stewardship in the sports industry. Those focus areas include conservation efforts, recycling programs, and the use of renewable energy. Under his leadership, Lincoln Financial Field has achieved LEED Gold status, and the organization became the first professional sports team to receive ISO 20121 certification, an international standard designed to help organizations integrate sustainability into management practices and processes.

In 2018, Smolenski helped launch the Eagles Autism Challenge, a one-day bike ride and family-friendly 5K run/walk dedicated to raising funds for cutting-edge autism research and care. In 2019, the team's signature fundraising event expanded and led to the formation of the Eagles Autism Foundation, a new charitable endeavor that unified the team's various autism activities into one organization. Through its mission to turn autism awareness into action, the Eagles became one of the first sports franchises to build a state-of-the-art sensory room in its home stadium, have partnered with organizations to help combat the unemployment rate in the autism community, and have even leveraged home games and open practices to drive critical funds. In February 2021, the Eagles Autism Foundation eclipsed the $10 million raised mark over its first three years as a result of more than $260,000 having been collected through the Eagles Fan Cutout program during the 2020 season.

In 2013, Smolenski helped launch the Eagles Care initiative which forges annual, strategic partnerships with five local non-profit organizations in an effort to deepen the team's community impact. Since the program's establishment, the team has welcomed 32 charitable organizations to the Eagles Care family.

In addition to his leadership roles within the Eagles organization, Smolenski is the co-chair of Children's Hospital of Philadelphia (CHOP) Corporate Council, which is comprised of top executives from the region who believe in the hospital's mission, are committed to advancing its research and clinical priorities, and are dedicated to the health and economic growth of Greater Philadelphia. He is also a member of the Greater Philadelphia Chamber of Commerce Board, the FM Global Advisory Board, and is involved with Leadership Philadelphia, a non-profit organization that promotes leadership and community involvement.

In 2019, Smolenski was appointed chair of the PHL Sports Advisory Board. PHL Sports is a business development division of the Philadelphia Convention and Visitors Bureau (PHLCVB), which brings together the area sports community to attract major events to Philadelphia. In 2017, in partnership with PHL Sports, Smolenski assisted in bringing the NFL Draft back to Philadelphia for the first time since 1961.

Smolenski serves as the treasurer of the team's public charity, Eagles Charitable Foundation, which provides children in the Philadelphia region greater access to vision care.

Before joining the Eagles, Smolenski served as chief financial officer for the International Hockey League, where he oversaw all league financial matters and played an integral role in the expansion of the league. Through the development of expansion models and the analysis of league performance models, Smolenski saw the league grow from 12 to 19 teams.

Smolenski began his professional career as a public accountant with Arthur Andersen.

An outdoor enthusiast, Smolenski enjoys an active lifestyle and has completed the Detroit, Pittsburgh, and Boston Marathons. He earned his Bachelor of Arts degree in biology from Amherst College and holds a Master of Science degree in accounting. Don and his wife, Karen, have two sons, Jake and Shane.

HOWIE ROSEMAN

EXECUTIVE VICE PRESIDENT/GENERAL MANAGER

NFL Experience: 22nd Year *(22nd with Eagles)*
College: Florida, Fordham **Hometown:** Brooklyn, NY

Super Bowl Champion: 2017 (LII)

Howie Roseman, Executive Vice President/General Manager, enters his 22nd season with the Philadelphia Eagles. After working his way up through the Eagles' football operations and scouting departments, Roseman has cemented himself as one of the most accomplished and respected front office executives in the NFL.

The architect of the first Super Bowl championship in franchise history, Roseman has greatly impacted decades of sustained success in Philadelphia. Since he was hired in 2000, the Eagles have recorded the league's fourth-most playoff victories (14), fifth-most postseason berths (13, including a division-leading nine NFC East crowns), and sixth-highest overall winning percentage (.577, 208-152-2). Furthermore, Philadelphia ranks first in the NFC (tied for second in the NFL) with six conference title games since 2001 and is one of nine teams with multiple Super Bowl appearances dating back to 2004.

Roseman, who was named the 2017 NFL Executive of the Year (Sporting News; Pro Football Writers of America), has revitalized the Eagles' football operations with a collaborative and progressive approach to roster building and player development. As a result, Philadelphia has earned playoff appearances in three of the last four seasons, including two NFC East championships (2017 and 2019) and a 41-33 victory over the New England Patriots in **Super Bowl LII**. The Eagles became just the fourth franchise to capture a Super Bowl and then follow it with back-to-back postseason trips in the NFL's salary cap era (since 1994). Additionally, Philadelphia's recent track record of excellence has created opportunities for two former personnel executives to take on general manager roles with other clubs – **Andrew Berry** (Cleveland Browns) and **Joe Douglas** (New York Jets).

In 2017, Roseman played a pivotal role in ensuring the success of the Eagles' **Super Bowl LII**-winning team. Faced with season-ending injuries to key players, Roseman's focused leadership and in-season roster management helped Philadelphia produce a franchise-record-tying 13-3 regular-season campaign while also securing the top seed in the NFC playoffs ahead of its championship run.

Roseman, who served as the Eagles' Executive Vice President of Football Operations from 2016-18 before adding the title of General Manager in 2019, is responsible for managing the organization's personnel and scouting staffs. He also oversees the executives who specialize in all areas of football operations, including but not limited to sports medicine and performance, analytics, football administration, football technology, and player development. Under Roseman's guidance, and in concert with the vision created by Chairman and Chief Executive Officer **Jeffrey Lurie**, Philadelphia has become one of the NFL's most admired and innovative operations.

Before he was elevated to Executive Vice President of Football Operations, Roseman served as the team's general manager from 2010-14. At the time of his promotion, the 34-year-old Roseman became the youngest NFL executive to be named to the post in three decades. He directed a major overhaul of the roster in his first year, making it one of the youngest in the league. The revamped Eagles delivered NFC East titles in 2010 and 2013 and sent a conference-high nine players to the Pro Bowl following the 2014 season.

From 2008-09, Roseman managed the college scouting staff, organized and ran draft meetings, and scouted the top college prospects around the country as the vice president of player personnel.

Roseman was named Philadelphia's vice president of football administration (2006-07) after spending three years as the team's director of football administration (2003-05). In that role, he evaluated players around the NFL and for the draft while representing the team on contract, salary cap, and player personnel matters. In 2007, Roseman was invited to participate in the NFL-Stanford Program for managers at the Stanford Graduate School of Business, an NFL program created to promote the development of leaders within the league.

After relentlessly pursuing jobs in NFL front offices, Roseman finally got his foot in the door as an intern with the Eagles, when the team was headquartered at Veterans Stadium. From 2000-02, Roseman served as a salary cap staff counsel with Philadelphia.

Roseman, the club's nominee for the 2018 NFL Salute to Service Award, is very active in the Philadelphia community and contributes to a variety of initiatives that involve the military and children. He was named Honorary Commander for the Joint Base McGuire-Dix-Lakehurst for his continued efforts with the military. His charitable endeavors have also benefited the Alex's Lemonade Stand Foundation, the Boys & Girls Clubs of America, USA Football, Pop Warner, and Cop Wheels. In 2018, the Maxwell Football Club presented Roseman with the Steinberg-DeNicola Humanitarian Award, an annual honor that recognizes an NFL representative who is committed to doing good in their community. In addition, Roseman is a member of the Governing Body of the Global Sports Management Summit and YPO.

Born in Brooklyn, NY, Roseman earned his bachelor's degree from the University of Florida before earning a J.D. degree from Fordham Law School. He and his wife, Mindy, reside in suburban Philadelphia with their four children.

NICK SIRIANNI

HEAD COACH

NFL Experience: 13th Year *(1st with Eagles)*
College: Mount Union **Hometown:** Jamestown, NY

Nick Sirianni was named head coach of the Philadelphia Eagles on January 24, 2021, following a productive, three-year stint as the Indianapolis Colts' offensive coordinator. With Sirianni directing the Colts' offense, Indianapolis ranked sixth in third-down conversions (43.4 pct.), seventh in red zone touchdown efficiency (63.9 pct.) and eighth in offensive points per game (24.4), while surrendering the second-fewest sacks (71) in the league, during the 2018-20 seasons. In that span, the Colts combined for a 28-20 record (.583 winning percentage), including a pair of 10-plus-win campaigns, and made two playoff appearances.

During an 11-5 season in 2020, Sirianni oversaw a Colts offense that posted the 10th-most total yards per game (378.1) in the NFL and allowed the second-fewest sacks (21, tied) as well as the third-fewest giveaways (15). In his age 39 season, quarterback **Philip Rivers** posted the eighth-highest completion percentage (68.0 pct.) and 10th-most passing yards (4,169) in the league, adding 24 touchdown passes and a 97.0 passer rating. Additionally, rookie running back **Jonathan Taylor** (1,169 yards) ranked third among the league's rushing leaders, trailing **Derrick Henry** (2,027) and **Dalvin Cook** (1,557), and tied for the most rushing scores (11) by a rookie since **Ezekiel Elliott** in 2016 (15).

Under Sirianni, guard **Quenton Nelson** achieved first-team All-Pro and Pro Bowl honors after each of his first three NFL seasons (2018-20) while center **Ryan Kelly** secured back-to-back trips to the Pro Bowl (2019-20) along with second-team All-Pro recognition (2020). In 2018, Sirianni's first season leading Indianapolis' offense, quarterback **Andrew Luck** was named *Associated Press* NFL Comeback Player of the Year and earned his fourth career Pro Bowl nod after ranking second overall with 39 passing touchdowns, behind **Patrick Mahomes** (50), and producing the league's fifth-most passing yards (4,593).

Prior to joining the Colts, Sirianni spent five years (2013-17) as a member of the Los Angeles/San Diego Chargers' coaching staff, including two seasons as wide receivers coach (2016-17). In 2017, Sirianni assisted with the top-ranked passing offense (276.9 ypg), which featured a career year from wide receiver **Keenan Allen**, who was selected as the *AP* NFL Comeback Player of the Year after ranking third in receiving yards (career-high 1,393) and fourth in receptions (102) that season. Sirianni also guided wide receiver **Tyrell Williams** to a breakout year in 2016, when Williams led the Chargers with career highs in catches (69), receiving yards (1,059) and touchdowns (seven).

From 2014-15, Sirianni coached the Chargers' quarterbacks and helped **Philip Rivers** earn consecutive Pro Bowls while averaging 30 passing touchdowns per season. In 2015, Rivers led the NFL with a team-record 437 completions for a career-high 4,792 yards (second in the NFL and 10 yards shy of the club record). In 2013, when Sirianni originally joined the Chargers as an offensive quality control coach, Rivers recorded a career-high 69.5 completion percentage (378-of-544) throwing for 4,478 yards and 32 touchdowns and was presented with the *AP* NFL Comeback Player of the Year award.

Sirianni began his NFL coaching career with the Kansas City Chiefs (2009-12), serving as wide receivers coach (2012) and offensive quality control coach (2009-11). He also worked with the Chiefs' quarterbacks in 2010 and helped **Matt Cassel** receive his first career Pro Bowl accolade after producing 3,116 passing yards, 27 touchdowns (against only seven interceptions) and a career-high 93.0 passer rating.

COACHING TIMELINE

Years	Team	Position
2021-	**Philadelphia Eagles**	**Head Coach**
2018-20	Indianapolis Colts	Offensive Coordinator
2016-17	L.A./S.D. Chargers	Wide Receivers
2014-15	San Diego Chargers	Quarterbacks
2013	San Diego Chargers	Offensive Quality Control
2012	Kansas City Chiefs	Wide Receivers
2009-11	Kansas City Chiefs	Offensive Quality Control
2006-08	Indiana University (PA)	Wide Receivers
2004-05	Mount Union	Defensive Backs

Before entering the NFL coaching ranks, Sirianni spent five years at the collegiate level as wide receivers coach at Indiana University of Pennsylvania (2006-08) and as defensive backs coach at Mount Union (2004-05), his alma mater, where he helped the Purple Raiders capture a national title during the 2005 season.

A native of Jamestown, NY, Sirianni was a three-year starter at wide receiver at Mount Union (Alliance, OH), winning three NCAA Division III National Championships (2000-02) and earning All-Ohio Athletic Conference honors as a senior after catching a career-high 13 touchdowns. He also played one year in the Atlantic Indoor Football League with the Canton Legends while coaching in 2005.

Sirianni's brother, Mike, is currently the head coach at Washington & Jefferson College (Washington, PA), where he is the winningest coach in school history (156-36, .813 winning percentage) and a seven-time PAC Coach of the Year who led the Presidents to their 26th league championship in 2018. His brother, Jay, is a former head coach at their alma mater, Southwestern Central High School (Jamestown, NY), where their father, Fran, also spent nine years in the same position. Under Jay, Southwestern Central won New York state titles in 2008 and 2009.

Sirianni and his wife, Brett, have two sons, Jacob and Miles, and one daughter, Taylor.

GO BIRDS

MICHAEL CLAY
SPECIAL TEAMS COORDINATOR

NFL Experience: 8th Year *(3rd with Eagles)*
College: Oregon **Hometown:** San Jose, CA

- Re-joined the Eagles during the 2021 offseason following a five-year stint with San Francisco (2016-20), including four seasons as the 49ers' assistant special teams coach … Originally entered the NFL coaching scene with Philadelphia (2014-15)
- During the 2020 season, helped **Mitch Wishnowsky** register Top 12 finishes in punts inside the 20 (25, 9th), net punting average (41.6, 12th) and gross punting average (46.9, 11th)
- Assisted 49ers special teams units in 2019 that ranked 2nd in the NFL in average starting field position (32.1-yard line) and opponent average starting field position (24.7-yard line)
- Helped **Robbie Gould** establish the 49ers' single-season record for FG percentage (97.1%) while setting the franchise record for consecutive FGs made (33) during the 2018 campaign … **Richie James** capped his rookie season with PFWA All-NFC accolades
- Served as Philadelphia's assistant special teams coach in 2015, when **Darren Sproles** earned Pro Bowl honors after leading the NFL in punt return yards (446) and punt return TDs (2, tied)
- Started as the Eagles' defensive quality control coach in 2014
- Played LB at Oregon from 2009-12 and was an All-Pac-12 selection … Signed by the Dolphins as a UDFA in 2013

JONATHAN GANNON
DEFENSIVE COORDINATOR

NFL Experience: 14th Year *(1st with Eagles)*
College: Louisville **Hometown:** Cleveland, OH

- Joined the Eagles during the 2021 offseason after serving as the DBs/CBs coach under Colts defensive coordinator **Matt Eberflus** (2018-20) … Also worked with **Nick Sirianni** in Indianapolis
- Oversaw a secondary that helped the Colts rank 6th in INTs (45), 9th in scoring defense (22.5 ppg) and 10th in both total defense (339.5 ypg) and red zone defense (55.9%) from 2018-20
- Assisted a defense that ranked 5th in takeaways (25), 7th in INTs (15), 8th in opponent yardage (332.1 ypg) and 10th in opponent scoring (22.6 ppg) in 2020 … **Kenny Moore** finished as the only DB in the NFL with at least 4 INTs and multiple sacks
- Served as the Vikings' assistant DBs/quality control coach under head coach **Mike Zimmer** from 2014-17 … During that period, Minnesota ranked 2nd in red zone defense (48.6%) and 3rd in scoring defense (18.8 ppg), total defense (319.9 ypg), passing defense (214.6 ypg) and third-down defense (35.1%)
- Worked as the Titans' defensive assistant/quality control coach during the 2012-13 seasons … Held the same position with the Falcons when he originally began his NFL career in 2007
- Spent time in several scouting roles with the Rams (2009-11)
- Played DB at Louisville in 2002 before sustaining a career-ending hip injury … Transitioned to coaching as a student assistant

SHANE STEICHEN
OFFENSIVE COORDINATOR

NFL Experience: 11th Year *(1st with Eagles)*
College: UNLV **Hometown:** Sacramento, CA

- Hired as the Eagles' offensive coordinator during the 2021 offseason … Spent the previous seven seasons with the Chargers (2014-20), where he overlapped with **Nick Sirianni**
- Served as the Chargers' offensive coordinator in 2020 … Guided Los Angeles to the 9th-ranked offense in the NFL (382.1 ypg) … Also allowed the 4th-fewest giveaways (16) and ranked 6th in passing offense (270.6 ypg) and third-down offense (44.2%)
- Tutored **Justin Herbert** to PFWA Rookie of the Year honors in 2020 … Completed 396-of-595 (66.6%) attempts for 4,336 yards, 31 TDs, 10 INTs and a 93.8 rating … Finished among the NFL's Top 10 QBs in completions (4th), passing yards (6th) and passing TDs (10th) … Set NFL rookie records in completions and TDs
- Coached the Chargers' QBs from 2016-19 … In that span, **Philip Rivers** earned three consecutive Pro Bowl nods (2016-18) and produced the 2nd-most passing yards (17,824) and 4th-most completions (1,446) and passing TDs (116) … In 2017, Los Angeles led the NFL with 276.9 passing yards per game
- Spent two years as the Chargers' offensive quality control/WRs coach from 2014-15 … Also was the Browns' offensive quality control/QBs coach during the 2013 campaign
- Originally began his NFL coaching career as a defensive assistant with the Chargers from 2011-12 … Played QB at UNLV

JEMAL SINGLETON
RUNNING BACKS/ASSISTANT HEAD COACH

NFL Experience: 6th Year *(1st with Eagles)*
College: Air Force **Hometown:** Incirlik, Turkey

- Joined Philadelphia's coaching staff during the 2021 offseason
- Coached the Bengals' RBs from 2019-20 … In 2020, helped Cincinnati's RBs register a combined 1,891 scrimmage yards … Also guided **Joe Mixon** to 1,137 rushing yards in 2019
- Spent the 2018 season as the RBs coach for the Raiders
- Served as the Colts' RBs coach from 2016-17 … Worked closely with **Frank Gore**, who became just the fourth RB in NFL history to surpass 1,000 rushing yards (1,025) at age 33+ in 2016
- Worked as the special teams coordinator/RBs coach at Arkansas in 2015 … Mentored All-SEC honoree and Doak Walker Award semifinalist **Alex Collins** to career highs in every major rushing category, including yards (1,577) and TDs (20)
- Tutored the RBs at Oklahoma State for four seasons (2011-14) … In 2014, Cowboys RBs combined for more than 500 touches without committing a single turnover … Also guided Oklahoma State's RBs to 35 rushing TDs during the 2013 campaign
- Spent nine years coaching at Air Force (2000, '03-10) … Was the Falcons' RBs coach from 2006-10, posting a conference rushing title and Top 10 national ranking in rushing offense each year
- Played RB at Air Force and became just the sixth player in program history to be elected a two-time captain

GO BIRDS

KEVIN PATULLO
PASSING GAME COORDINATOR

NFL Experience: 12th Year *(1st with Eagles)*
College: South Florida **Hometown:** Hillsborough, NJ

- Hired as the Eagles' passing game coordinator during the 2021 offseason … Spent the previous three years (2018-20) with the Colts, where he worked alongside **Nick Sirianni**
- Served as the Colts' pass game specialist in 2020 … Indianapolis allowed the 2nd-fewest sacks (21) and 3rd-fewest giveaways (15) in the NFL and ranked 9th in passing yards per attempt (7.6)
- Worked with the Colts' WRs from 2018-19 … Helped **T.Y. Hilton** produce 76 receptions for 1,270 yards and 6 TDs in 2018
- Coached the Jets' QBs from 2015-16 … During the 2015 season, guided **Ryan Fitzpatrick** to a career-high 3,905 passing yards as well as a career-high, franchise-record 31 passing TDs
- In 2014, helped **Kendall Wright** register a career-high 6 TDs with 57 catches and 715 yards as the Titans' assistant WRs coach
- Was an offensive quality control coach with the Bills from 2010-12 … Saw **Stevie Johnson** post three consecutive seasons with 1,000+ yards, including a career-high 1,073 yards in 2010
- Started his NFL coaching career as an offensive assistant/quality control coach with the Chiefs (2007-08), including a stint with the team's WRs … Helped **Dwayne Bowe** eclipse 1,000 yards (1,022) for the first time in his career during the 2008 season
- Played QB and WR at South Florida (1999-2002)

JEFF STOUTLAND
RUN GAME COORDINATOR/OFFENSIVE LINE

NFL Experience: 9th Year *(9th with Eagles)*
College: Southern Conn. St. **Hometown:** New York, NY

- One of the most respected OL coaches in the country … Boasts 38 years of coaching experience … Is the longest-tenured member of Philadelphia's coaching staff (took on the added title and responsibility of run game coordinator in 2018)
- Has tutored Pro Bowl selections in each of his first eight years with the Eagles … In total, has led five players to 16 Pro Bowls … **Jason Kelce**'s four career Pro Bowls are the most by any C in team history … Additionally, **Jason Peters** is the only Eagles T to ever receive four consecutive Pro Bowl nods
- Has coached two of Philadelphia's four all-time OLs to feature three Pro Bowlers – 2014 (Kelce, **Evan Mathis** and Peters) and 2019 (**Brandon Brooks**, Kelce and **Lane Johnson**) … Has also led two of the Eagles' five all-time OLs with multiple All-Pros – 2013 (Mathis and Peters) and 2017 (Johnson and Kelce)
- Mentored one of the most dominant OLs in the NFL during Philadelphia's **Super Bowl LII**-winning season in 2017 … The Eagles led the NFL in red zone offense (65.5%) and ranked 3rd in rushing offense (132.2 ypg) and offensive points per game (26.3)
- Oversaw one of the best OLs in college football history at Alabama in 2012 … The unit featured two first-team All-Americans – **Barrett Jones** and **Chance Warmack** – and helped the Crimson Tide win their second straight BCS National Championship

BRIAN JOHNSON
QUARTERBACKS

NFL Experience: 1st Year *(1st with Eagles)*
College: Utah **Hometown:** Baytown, TX

- Named the Eagles' QBs coach during the 2021 offseason after a highly successful three-year tenure at Florida (2018-20)
- Led the top passing offense (378.6 ypg) in the FBS as the Gators' offensive coordinator/QBs coach in 2020 … Also ranked 7th in total offense (509.8 ypg) and 8th in scoring offense (39.8 ppg)
- In 2020, mentored three players to All-America honors – **Kyle Trask**, **Kyle Pitts** and **Kadarius Toney** … Trask, a Heisman Trophy finalist, led the FBS in passing TDs (43) … Pitts paced all FBS TEs in receiving yards (770) and receiving TDs (12) … Toney led the team in receptions (70) and receiving yards (984)
- From 2014-16, coached the QBs at Mississippi State … During his first two years, helped the Bulldogs produce the two-highest single-season passing totals in program history
- Played a crucial role in developing **Dak Prescott** into one of the best QBs in SEC history … A two-time first-team All-SEC honoree, Prescott shattered 38 records at Mississippi State
- Began his coaching career at Utah (2010-13) … In 2012, became the youngest FBS offensive coordinator in the nation at just 24 years old after spending two seasons with the Utes' QBs
- A three-year starting QB and two-time bowl MVP at Utah … Was on the cover of *EA Sports*' 2010 NCAA Football video game

JASON MICHAEL
TIGHT ENDS

NFL Experience: 16th Year *(1st with Eagles)*
College: Western Kentucky **Hometown:** Louisa, KY

- Joined the Eagles as the TEs coach during the 2021 offseason … Served in the same capacity over the last two seasons with the Colts (2019-20), where he coached with **Nick Sirianni**
- During his time in Indianapolis, Colts TEs combined to rank 5th in the AFC among their position group in receptions (168, 10th in the NFL) and receiving yards (1,862, 9th in the NFL)
- In 2020, guided **Jack Doyle** to his second Pro Bowl honor after totaling 43 receptions for 448 yards and 4 TDs
- Spent four years with the Titans as the QBs coach (2016-17) and offensive coordinator (2014-15) … Played an instrumental role in developing **Marcus Mariota** … In 2015, **Delanie Walker** made his first career Pro Bowl after leading all NFL TEs in catches (94) and producing a career-high in receiving yards (1,088)
- Coached the Chargers' TEs from 2011-13 on a staff that also included Sirianni and **Shane Steichen** … During that span, **Antonio Gates** had the 4th-most receptions (190) among NFL TEs
- Was a QBs/quality control coach with the Jets in 2006 … Helped **Chad Pennington** earn *Associated Press* Comeback Player of the Year honors … Started coaching in the NFL in a quality control role with the Raiders during the 2005 season
- Played QB at Army before transferring to Western Kentucky

GO BIRDS



AARON MOOREHEAD
WIDE RECEIVERS

NFL Experience: 2nd Year *(2nd with Eagles)*
College: Illinois **Hometown:** Deerfield, IL

- Hired as the Eagles' WRs coach during the 2020 offseason
- Served in the same capacity at Vanderbilt (2018-19) … Helped **Kalija Lipscomb** produce a career year in 2018 with 87 catches and 916 yards (among the top totals in program history)
- Mentored the WRs at Texas A&M from 2015-17, where he led a receiver corps that featured **Christian Kirk** and **Josh Reynolds**, who combined for 144 catches, nearly 2,000 yards and over 20 TDs in 2016 … Kirk earned first-team All-SEC honors in 2016 and was named SEC Freshman of the Year in 2015 … Kirk, Reynolds, **Damion Ratley** and **Ricky Seals-Jones** went on to the NFL
- From 2013-14, worked as the WRs coach at Virginia Tech and developed **Isaiah Ford** and **Cam Phillips**, who each transitioned to the NFL following their careers with the Hokies
- Spent the 2010-12 seasons as an offensive assistant at Stanford, where he helped the Cardinal reach three straight BCS games … Tutored future NFL players **Doug Baldwin**, **Ty Montgomery**, **Chris Owusu**, **Griff Whalen** and **Ryan Whalen**
- Played five seasons (2003-07) in the NFL with the Indianapolis Colts, including a **Super Bowl XLI** championship
- Moorehead and his father, Emery (played in NFL from 1977-88), were the first father-son duo to play in and win a Super Bowl



NICK RALLIS
LINEBACKERS

NFL Experience: 4th Year *(1st with Eagles)*
College: Minnesota **Hometown:** Edina, MN

- Joined the Eagles' coaching staff during the 2021 offseason after spending the previous three years (2018-20) working as the Vikings' defensive quality control/assistant LBs coach
- In 2020, helped a group that featured the only pair of LB teammates in the NFL to each post 100+ tackles and 3 INTs – **Eric Wilson** and **Eric Kendricks** … Wilson led the Vikings with 121 tackles (62 solo) while adding 8 PDs, 3.0 sacks, 3 INTs, 2 FRs and 1 FF … Kendricks totaled 107 tackles (69 solo), 6 PDs and 3 INTs
- Helped guide Kendricks to a career year in 2019, when he collected first-team All-Pro honors from the *Associated Press* and earned his first career Pro Bowl nod … Finished as the Vikings' leading tackler (career-high 110) for the fifth consecutive season and tied for the most PDs (12) among NFL LBs … *Pro Football Focus* tabbed Kendricks as the league's highest-graded LB
- Prior to joining the Vikings, spent the 2017 season working as a quality control coach at Wake Forest
- Played LB at the University of Minnesota from 2012-16

TRACY ROCKER
DEFENSIVE LINE

NFL Experience: 4th Year *(1st with Eagles)*
College: Auburn **Hometown:** Atlanta, GA

- Named the Eagles' DL coach during the 2021 offseason
- A 30-year coaching veteran … During his collegiate coaching career, mentored 15 NFL Draft picks (including five first-rounders), six All-Americans and two national award winners … Also was a member of Auburn's national championship team in 2010
- Previously coached the Titans' DL from 2011-13 (worked with **Jonathan Gannon** in Tennessee) … In 2012, the Titans produced the 10th-most sacks (39.0) in the league, while **Derrick Morgan** turned in a breakout year … In 2011, led a group that featured **Karl Klug** and **Jurrell Casey** (led all Titans DL with 74 tackles)
- Developed **Nick Fairley** and **Dee Ford** at Auburn (2009-10) … Led **Peria Jerry** and **Greg Hardy** to All-America honors during his time at Mississippi (2008) … In 2006, coached **Jamaal Anderson** to a 14.0-sack season at Arkansas … Coached future NFL stars **DeMarcus Ware** and **Osi Umenyiora** at Troy State (1997-2001)
- Also spent two summers with the Buccaneers (2006) and Colts (2001) as part of the NFL's Minority Internship Program
- Considered one of the greatest college DL ever and was inducted into the College Football Hall of Fame in 2004 … A two-time All-American DT at Auburn who won the Lombardi Award and Outland Trophy in 1988 … Drafted by Washington in the third round in 1989 and played two years before sustaining a knee injury

DENNARD WILSON
DEFENSIVE BACKS

NFL Experience: 14th Year *(1st with Eagles)*
College: Maryland **Hometown:** Upper Marlboro, MD

- Hired as the Eagles' DBs coach during the 2021 offseason following a four-year tenure with the Jets as passing game coordinator/DBs coach (2019-20) and DBs coach (2017-18)
- Mentored **Marcus Maye** to a career year during the 2020 season … Maye led the team's secondary with career highs in tackles (88), PDs (11), TFLs (4) and sacks (2.0)
- Played an important role in the development of **Jamal Adams** in New York, guiding him to Pro Bowl honors in 2018 and 2019 … During that stretch, Adams ranked 1st among NFL DBs in sacks (12.0) and TFLs (28), 2nd in FFs (6) and 5th in tackles (272)
- In 2017, helped prepare the first pair of rookies in NFL history to start all 16 games together, with Adams (82) and Maye (78) ranking 1st and 2nd, respectively, in tackling among rookie DBs
- From 2015-16, coached the Rams' DBs … Originally entered the NFL as a defensive quality control coach (2012-14) with St. Louis after a four-year stint as a pro scout with the Bears (2008-11)
- Prior to the NFL, served as a graduate assistant at Maryland from 2007-08 and worked as the DBs/passing game coordinator at DeMatha Catholic (MD) High School from 2004-06
- Played DB and was a three-year starter and All-ACC honoree at Maryland … Signed by Washington as a UDFA in 2004

GO BIRDS



JEREMIAH WASHBURN

SENIOR DEFENSIVE ASSISTANT

NFL Experience: 20th Year *(3rd with Eagles)*
College: Arkansas **Hometown:** Shelby, NC

- Named the Eagles' senior defensive assistant in 2020 after originally joining the team as an advanced projects coordinator in 2019 … Is a 20-year NFL veteran as a coach and scout
- During the 2020 season, assisted an Eagles defense that totaled the 3rd-most sacks (49.0) in the league and ranked 4th in opponent three-and-out percentage (21.4%) as well as 7th in opponent third-down conversion rate (37.9%) … Also helped guide **Fletcher Cox** and **Brandon Graham** to Pro Bowl recognition
- Prior to coming to Philadelphia, served as the OL coach for the Dolphins in 2018 … Spent the 2017 season coaching the Bears' OL after working as the assistant OL coach with the Dolphins in 2016 … First began his NFL coaching career with the Lions as an OL coach (2013-15) and assistant OL coach (2009-12)
- Spent six years with the Ravens working as an area scout (2005-08) and player personnel assistant (2003-04) … Also served as a football operations assistant for the Panthers in 2002
- Played G at Arkansas and worked at his alma mater as a graduate assistant during the 2000-01 seasons

ROY ISTVAN

ASSISTANT OFFENSIVE LINE

NFL Experience: 3rd Year *(3rd with Eagles)*
College: Southern Conn. St. **Hometown:** Wallingford, PA

- Hired as the Eagles' assistant OL coach in 2019
- In 2019, helped guide a unit that sent three of its starters to the Pro Bowl – **Brandon Brooks**, **Jason Kelce** (first-team All-Pro) and **Lane Johnson** … Marked just the fourth time in team history that the Eagles sent three offensive linemen to the Pro Bowl
- Served as the assistant HC, offensive coordinator and OL coach at Keiser University (Fort Lauderdale, FL) during the school's inaugural football season in 2018
- Worked as the offensive coordinator and OL coach at Cornell University for three seasons (2014-16)
- From 2008-13, coached the OL at the University of Rhode Island and took on the added responsibility of offensive coordinator during his final three seasons (2011-13)
- Spent five seasons with the University of Buffalo (2001-05) … In his first three years with the Bulls, served as the team's run game coordinator/OL coach prior to being named the offensive coordinator during the 2004-05 seasons
- Began his coaching career in 1990 as a graduate assistant at Southern Connecticut State, where he worked alongside **Jeff Stoutland**, who served as the Owls offensive coordinator
- Also played under Stoutland at Southern Connecticut State

D.K. McDONALD

ASSISTANT DEFENSIVE BACKS

NFL Experience: 1st Year *(1st with Eagles)*
College: Edinboro **Hometown:** Orrville, OH

- Joined the Eagles as the assistant DBs coach in 2021 after spending 18 seasons (2003-20) coaching in the collegiate ranks
- Spent five years at Iowa State, serving as the Cyclones' safeties coach (2019-20) and CBs coach (2016-18) … Helped Iowa State's defense finish 2nd in the Big 12 in scoring defense (21.4 ppg) and total defense (340.4 ypg) during the 2020 campaign
- Mentored three safeties to all-conference accolades as well as three CBs to a combined five All-Big 12 honors at Iowa State
- From 2012-15, worked with Toledo's CBs … Helped the Rockets rank 1st in the MAC in scoring defense (21.1 ppg) in 2015 … In his first season in 2012, Toledo's defense ranked among the Top 25 nationally in fourth-down conversions (9th), red zone efficiency (10th), INTs (18th) and takeaways (25th) in 2012
- Served as the DBs coach at William & Mary in 2011 following a five-year tenure as the secondary coach and recruiting coordinator at Indiana University of Pennsylvania (2006-10) … Worked with **Nick Sirianni** during his time with the Crimson Hawks
- Coached the secondary at his alma mater, Edinboro, from 2003-05 … In 2005, the Fighting Scots led the nation in scoring, rushing and total defense and ranked 3rd in passing efficiency defense
- Played CB at Edinboro from 1997-2000

JOE PANNUNZIO

ASSISTANT SPECIAL TEAMS COORDINATOR

NFL Experience: 5th Year *(5th with Eagles)*
College: Southern Colorado **Hometown:** Pueblo, CO

- Named the Eagles' assistant special teams coordinator in 2021 … Re-joined Philadelphia's coaching staff in 2019 as the director of team development and held that role for two years
- Served as the special teams coordinator/TEs coach (2017) and RBs coach (2018) at Alabama after previously working as the Eagles' director of personnel operations (2015-16) … Spent four years as Alabama's director of football operations (2011-14)
- Worked as the TEs coach/special teams coordinator at the University of Miami (FL) from 2006-10 … With the Hurricanes, tutored players such as **Greg Olsen** and **Jimmy Graham**
- Served as the head coach at Murray State from 2000-05 and captained the Racers to the 2002 Ohio Valley championship and an NCAA Subdivision playoff appearance
- Coached under **Tommy Tuberville** at both Auburn (1999) and Mississippi (1995-98), working with the TEs and special teams units with both pograms … Also served in the same capacity under **Jim Wacker** at Minnesota (1992-94). Held the title of OL/TEs/special teams coach under Wacker at TCU (1990-91)
- Held two stints at Mesa (CO) College (1982-84, 1987-90)
- Began his coaching career as the WRs coach at his alma mater, Southern Colorado, in 1981

GO BIRDS



TYLER BROWN
SPECIAL TEAMS QUALITY CONTROL

NFL Experience: 1st Year *(1st with Eagles)*
College: Rowan **Hometown:** Marlton, NJ

- Hired as a special teams quality control coach in 2021 … Spent the previous five years at Michigan as a special teams graduate assistant (2019-20) and special teams analyst (2016-18)
- Working under **Jim Harbaugh**, helped guide Michigan to Top 12 special teams rankings during the 2016 (3rd), 2018 (12th) and 2019 (4th) seasons … Also coached **Kenny Allen**, **Will Hart**, **Quinn Nordin** and **Brad Robbins** to All-Big Ten recognition … Hart additionally earned All-America honors under Brown's tutelage
- From 2014-15, worked as a special teams consultant at Temple University under head coach **Matt Rhule**
- Mentored by his father, Randy, who has been a kicking consultant for over 30 years at the NFL and collegiate levels … Randy is currently a special teams coach with the Ravens and previously worked with the Eagles during the 2004-05 seasons
- While he attended Rowan University, trained specialists and established a track record of working with some of the top high school kickers in New Jersey … In that capacity, coached multiple specialists to all-conference and all-state honors



T.J. PAGANETTI
OFFENSIVE QUALITY CONTROL

NFL Experience: 7th Year *(7th with Eagles)*
College: Oregon **Hometown:** Bedford, MA

- Named an offensive quality control coach in 2021
- Served as the Eagles' assistant RBs coach for two seasons (2019-20) and was also the assistant run game coordinator in 2020
- During the 2020 season, helped **Miles Sanders** post career highs in rushing yards (867) and rushing TDs (6) while ranking 4th in rushing average (5.3) and 7th in rushing yards per game (72.3)
- Assisted Sanders' PFWA All-Rookie campaign in 2019 … Sanders led his rookie class in scrimmage yards (1,327) and ranked 3rd among NFL RBs in scrimmage yards per touch (5.8)
- Helped coach one of the NFL's most dominant OLs during the Eagles' **Super Bowl LII**-winning campaign in 2017 … Philadelphia finished 3rd in the NFL in rushing yards per game (132.2)
- Returned to the Eagles as an offensive quality control/assistant OL coach from 2017-18 … From 2013-14, served as an analyst (offensive and QBs) on Philadelphia's staff
- During his time as an offensive analyst, the Eagles established single-season franchise records in points (474), TDs (54), passing yards (4,581) and first downs (356) in 2014 as well as total net yards (6,676) and fewest turnover (19) in 2013
- Held various coaching roles at Oregon (2007-12, 2015-16)

JOE KASPER
DEFENSIVE QUALITY CONTROL

NFL Experience: 3rd Year *(1st with Eagles)*
College: Baldwin Wallace **Hometown:** Mentor, OH

- Joined the Eagles as a defensive quality control coach during the 2021 offseason following a three-year stint at Duke (2018-20)
- With the Blue Devils, worked with the QBs (2020) and DBs (2019) as a graduate assistant … In 2019, Duke's defense ranked 3rd in the ACC and 24th nationally in passing yards allowed per game … Helped the team rank 4th in the conference in passing yards allowed per game and 5th in pass efficiency defense in 2018
- Coached the WRs at John Carroll in 2017 … Spent the 2015-16 seasons as the DBs coach at Mentor (OH) High School
- From 2013-14, served as a player personnel and development assistant with the Cleveland Browns
- Played S at Baldwin Wallace University (Berea, OH)



ALEX TANNEY
OFFENSIVE QUALITY CONTROL

NFL Experience: 1st Year *(1st with Eagles)*
College: Monmouth (IL) **Hometown:** Lexington, IL

- Hired by the Eagles as an offensive quality control coach during the 2021 offseason … Previously played nine seasons in the NFL as a backup QB (2012-20) … Crossed paths with **Shane Steichen** in Cleveland (2013) and **Nick Sirianni** in Kansas City (2012)
- Attended Monmouth College (IL) (2007-11), where he established NCAA Division III career records in passing yards (14,249) and passing TDs (157) and was selected a three-time Midwest Conference Offensive Player of the Year (2008-09, '11)
- During the 2009 season, threw for 3,856 yards and 44 TDs and was named the Melberger Award winner as Division III's best player … Set a school record with 50 TD passes in 2008



TYLER SCUDDER
COACHES ASSISTANT

NFL Experience: 1st Year *(1st with Eagles)*
College: West Virginia **Hometown:** Gettysburg, PA

- Joined the Eagles' coaching staff during the 2021 offseason following a three-year stint as Iowa State's senior defensive quality control coach (2018-20) … With the Cyclones, helped coach Iowa State to Top 3 Big 12 rankings in scoring defense in 2018 (22.9 ppg, 1st), 2019 (25.9 ppg, 3rd) and 2020 (21.4 ppg, 2nd)
- Spent four years at Duquesne as the co-defensive coordinator/LBs coach (2015-17) and LBs coach (2014) … One of his star players, **Christian Kuntz**, became the NEC's all-time sack leader (30.5) and was also a three-time FCS All-American
- Worked at Western Michigan as the director of player personnel in 2013 … Served as the CBs/LBs/assistant recruiting coach at Indiana University of Pennsylvania from 2010-12 … Coached the WRs/special teams at Plymouth State (NH) in 2009

UNOFFICIAL DEPTH CHART

GO BIRDS

Compiled by the Eagles public relations department:

as of August 16, 2021

OFFENSE						
WR	6	DeVonta Smith	13	Travis Fulgham	82	John Hightower
					89	Hakeem Butler
LT	77 Andre Dillard / 68 Jordan Mailata				64	Brett Toth
					61	Le'Raven Clark
LG	56	Isaac Seumalo	78	Sua Opeta	66	Ross Pierschbacher
					73	Harry Crider
C	62	Jason Kelce	67	Nate Herbig	74	Luke Juriga
RG	79	Brandon Brooks	69	Matt Pryor	72	Kayode Awosika
RT	65	Lane Johnson	63	Jack Driscoll	76	Casey Tucker
TE	86 Zach Ertz / 88 Dallas Goedert				85	Richard Rodgers
			47	Jack Stoll	80	Tyree Jackson
					81	Jason Croom
WR	84	Greg Ward	19	J.J. Arcega-Whiteside	17	Marken Michel
WR	18	Jalen Reagor	16	Quez Watkins	41	Andre Patton
					48	Jhamon Ausbon
RB	26	Miles Sanders	24	Jordan Howard	35	Boston Scott
			14	Kenneth Gainwell	34	Kerryon Johnson
			32	Jason Huntley	33	Elijah Holyfield
QB	1	Jalen Hurts	7	Joe Flacco	10	Nick Mullens

DEFENSE						
DE	55	Brandon Graham	90	Ryan Kerrigan	75	Tarron Jackson
DT	97	Javon Hargrave	98	Hassan Ridgeway	61	Raequan Williams
					72	Marlon Tuipulotu
DT	91	Fletcher Cox	93	Milton Williams	76	T.Y. McGill
DE	96 Derek Barnett / 94 Josh Sweat				66	JaQuan Bailey
					64	Matt Leo
SAM	58	Genard Avery	95	Joe Ostman	48	Patrick Johnson
MIKE	50	Eric Wilson	57	T.J. Edwards	54	Shaun Bradley
WILL	49	Alex Singleton	52	Davion Taylor	30	JaCoby Stevens
					53	Rashad Smith
CB	3	Steven Nelson	38	Michael Jacquet	41	Kevon Seymour
CB	2	Darius Slay	27	Zech McPhearson	31	Craig James
					47	Lavert Hill
NCB	29	Avonte Maddox	46	Josiah Scott		
S	42	K'Von Wallace	21	Andrew Adams	37	Grayland Arnold
					36	Blake Countess
S	28	Anthony Harris	22	Marcus Epps	39	Elijah Riley

SPECIAL TEAMS						
P	8	Arryn Siposs				
K	4	Jake Elliott				
H	8	Arryn Siposs				
LS	45	Rick Lovato				
PR	18	Jalen Reagor	6	DeVonta Smith	84	Greg Ward
KR	16	Quez Watkins	14	Kenneth Gainwell	32	Jason Huntley

ALPHABETICAL ROSTER

GO BIRDS

#	NAME	POS	HT	WT	DOB	AGE	EXP	COLLEGE	HOMETOWN	HOW ACQ
21	Adams, Andrew	S	5-11	204	10/28/92	28	6	Connecticut	College Park, GA	FA-TB-21
19	Arcega-Whiteside, J.J.	WR	6-2	225	12/31/96	24	3	Stanford	Roebuck, SC	D2b-19
37	Arnold, Grayland	S	5-10	187	9/4/97	23	2	Baylor	Kountze, TX	UDFA-20
48o	Ausbon, Jhamon	WR	6-2	217	9/3/99	21	R	Texas A&M	Houston, TX	UDFA-21
58	Avery, Genard	LB	6-0	250	4/26/95	26	4	Memphis	Grenada, MS	T-Cle-19
72o	Awosika, Kayode	G/T	6-3	312	10/27/98	22	R	Buffalo	Maple Grove, MN	UDFA-21
66d	Bailey, JaQuan	DE	6-2	260	5/28/97	24	R	Iowa State	Jacksonville, FL	UDFA-21
96	Barnett, Derek	DE	6-3	259	6/25/96	25	5	Tennessee	Brentwood, TN	D1-17
54	Bradley, Shaun	LB	6-1	240	4/8/97	24	2	Temple	Mount Holly, NJ	D6a-20
79	Brooks, Brandon	G	6-5	335	8/19/89	32	10	Miami (OH)	Milwaukee, WI	FA-Hou-16
89	Butler, Hakeem	WR	6-5	227	5/16/96	25	1	Iowa State	Fort Bend, TX	PS-Car-20
61o	Clark, Le'Raven	T	6-5	311	4/22/93	28	6	Texas Tech	Rockdale, TX	FA-Ind-21
36	Countess, Blake	S	5-10	191	8/8/93	28	5	Auburn	Olney, MD	FA-21
91	Cox, Fletcher	DT	6-4	310	12/13/90	30	10	Mississippi State	Yazoo City, MS	D1-12
73	Crider, Harry	C	6-3	307	5/18/99	22	R	Indiana	Columbus, IN	UDFA-21
81	Croom, Jason	TE	6-5	246	2/28/94	27	3	Tennessee	Norcross, GA	FA-20
77	Dillard, Andre	T	6-5	315	10/3/95	25	3	Washington State	Woodinville, WA	D1-19
63	Driscoll, Jack	T/G	6-5	312	4/1/97	24	2	Auburn	Madison, CT	D4b-20
57	Edwards, T.J.	LB	6-1	242	8/12/96	25	3	Wisconsin	Lake Villa, IL	UDFA-19
4	Elliott, Jake	K	5-9	167	1/21/95	26	5	Memphis	La Grange, IL	PS-Cin-17
22	Epps, Marcus	S	6-0	191	1/27/96	25	3	Wyoming	Huntington Beach, CA	W-Min-19
86	Ertz, Zach	TE	6-5	250	11/10/90	30	9	Stanford	Danville, CA	D2-13
7	Flacco, Joe	QB	6-6	245	1/16/85	36	14	Delaware	Audubon, NJ	FA-NYJ-21
13	Fulgham, Travis	WR	6-2	215	9/13/95	25	3	Old Dominion	Ashburn, VA	W-GB-20
14	Gainwell, Kenneth	RB	5-9	200	3/14/99	22	R	Memphis	Yazoo City, MS	D5-21
88	Goedert, Dallas	TE	6-5	256	1/3/95	26	4	South Dakota State	Britton, SD	D2-18
55	Graham, Brandon	DE	6-2	265	4/3/88	33	12	Michigan	Detroit, MI	D1-10
97	Hargrave, Javon	DT	6-2	305	2/7/93	28	6	South Carolina State	Salisbury, NC	FA-Pit-20
28	Harris, Anthony	S	6-1	202	10/9/91	29	7	Virginia	Chesterfield, VA	FA-Min-21
67	Herbig, Nate	C/G	6-4	334	7/10/98	23	3	Stanford	Honolulu, HI	UDFA-19
82	Hightower, John	WR	6-2	190	5/31/96	25	2	Boise State	Upper Marlboro, MD	D5-20
47d	Hill, Lavert	CB	5-10	190	10/3/98	22	1	Michigan	Detroit, MI	FA-20
33	Holyfield, Elijah	RB	5-10	215	11/30/97	23	1	Georgia	College Park, GA	PS-Car-19
24	Howard, Jordan	RB	6-0	224	11/2/94	26	6	Indiana	Gardendale, AL	FA-20
32	Huntley, Jason	RB	5-9	195	4/20/98	23	2	New Mexico State	Arlington, TX	W-Det-20
1	Hurts, Jalen	QB	6-1	223	8/7/98	23	2	Oklahoma	Channelview, TX	D2-20
75	Jackson, Tarron	DE	6-2	254	6/22/98	23	R	Coastal Carolina	Aiken, SC	D6b-21
80	Jackson, Tyree	TE	6-7	249	11/7/97	23	1	Buffalo	Norton Shores, MI	FA-21
38	Jacquet, Michael	CB	6-1	203	1/29/97	24	2	Louisiana	Beaumont, TX	UDFA-20
31	James, Craig	CB	5-10	195	4/29/96	25	3	Southern Illinois	Edwardsville, IL	FA-19
34	Johnson, Kerryon	RB	5-11	211	6/30/97	24	4	Auburn	Huntsville, AL	W-Det-21
65	Johnson, Lane	T	6-6	325	5/8/90	31	9	Oklahoma	Groveton, TX	D1-13
48d	Johnson, Patrick	LB	6-2	248	1/10/98	23	R	Tulane	Chattanooga, TN	D7-21
74	Juriga, Luke	C	6-4	301	6/7/97	24	2	Western Michigan	Aurora, IL	UDFA-20
62	Kelce, Jason	C	6-3	295	11/5/87	33	11	Cincinnati	Cleveland, OH	D6a-11
90	Kerrigan, Ryan	DE	6-4	265	8/16/88	33	11	Purdue	Muncie, IN	FA-Was-21
64d	Leo, Matt	DE	6-7	280	5/8/92	29	1	Iowa State	Adelaide, Australia	FA-20
45	Lovato, Rick	LS	6-2	249	9/9/92	28	5	Old Dominion	Middletown, NJ	FA-16
29	Maddox, Avonte	CB	5-9	184	3/31/96	25	4	Pittsburgh	Detroit, MI	D4a-18
68	Mailata, Jordan	T	6-8	365	3/31/97	24	4	---	Sydney, Australia	D7-18
76d	McGill, T.Y.	DT	6-0	299	11/23/92	28	7	North Carolina State	Jesup, GA	FA-20
27	McPhearson, Zech	CB	5-11	191	3/21/98	23	R	Texas Tech	Upper Marlboro, MD	D4-21
17	Michel, Marken	WR	5-11	190	7/6/93	28	1	Massachusetts	Plantation, FL	FA-21
10	Mullens, Nick	QB	6-1	210	3/21/95	26	4	Southern Mississippi	Birmingham, AL	FA-SF-21
3	Nelson, Steven	CB	5-11	194	1/22/93	28	7	Oregon State	Warner Robins, GA	FA-21
78	Opeta, Sua	G	6-4	305	8/15/96	25	2	Weber State	Stansbury Park, UT	UDFA-19
95	Ostman, Joe	LB	6-3	259	7/12/95	26	2	Central Michigan	St. Ignace, MI	UDFA-18
41o	Patton, Andre	WR	6-2	200	5/28/94	27	2	Rutgers	Wilmington, DE	FA-21
66o	Pierschbacher, Ross	C/G	6-4	315	6/5/95	26	2	Alabama	Cedar Falls, IA	PS-Was-20
69	Pryor, Matt	G/T	6-7	332	12/16/94	26	4	TCU	Lakewood, CA	D6-18
18	Reagor, Jalen	WR	5-11	197	1/2/99	22	2	TCU	Waxahachie, TX	D1-20
98	Ridgeway, Hassan	DT	6-3	305	11/2/94	26	6	Texas	Mansfield, TX	T-Ind-19
39	Riley, Elijah	S	5-11	214	6/12/98	23	1	Army	Selden, NY	UDFA-20
85	Rodgers, Richard	TE	6-4	257	1/22/92	29	7	California	Shrewsbury, MA	FA-20
26	Sanders, Miles	RB	5-11	211	5/1/97	24	3	Penn State	Pittsburgh, PA	D2a-19
35	Scott, Boston	RB	5-6	203	4/27/95	26	3	Louisiana Tech	Zachary, LA	PS-NO-18
46	Scott, Josiah	CB	5-9	185	4/5/99	22	2	Michigan State	Hamilton, OH	T-Jax-21
56	Seumalo, Isaac	G	6-4	303	10/29/93	27	6	Oregon State	Corvallis, OR	D3-16
41d	Seymour, Kevon	CB	6-0	185	11/30/93	27	4	USC	Pasadena, CA	FA-20
49	Singleton, Alex	LB	6-2	240	12/7/93	27	3	Montana State	Thousand Oaks, CA	FA-19
8	Siposs, Arryn	P	6-2	212	11/25/92	28	1	Auburn	Melbourne, Australia	FA-21
2	Slay, Darius	CB	6-0	190	1/1/91	30	9	Mississippi State	Brunswick, GA	T-Det-20
6	Smith, DeVonta	WR	6-0	170	11/14/98	22	R	Alabama	Amite, LA	D1-21
53	Smith, Rashad	LB	6-1	220	4/20/97	24	1	Florida Atlantic	Florida City, FL	FA-20
30	Stevens, JaCoby	LB	6-1	222	7/19/98	23	R	LSU	Murfreesboro, TN	D6c-21
47o	Stoll, Jack	TE	6-4	247	1/28/98	23	R	Nebraska	Aurora, CO	UDFA-21
94	Sweat, Josh	DE	6-5	265	3/29/97	24	4	Florida State	Chesapeake, VA	D4b-18
52	Taylor, Davion	LB	6-1	230	8/5/98	23	2	Colorado	Magnolia, MS	D3-20
64o	Toth, Brett	T	6-6	304	9/1/96	24	3	Army	Charleston, SC	W-Ari-20
76o	Tucker, Casey	T	6-6	315	9/26/95	25	1	Arizona State	Chandler, AZ	FA-21
72d	Tuipulotu, Marlon	DT	6-2	307	5/31/99	22	R	USC	Independence, OR	D6a-21
42	Wallace, K'Von	S	5-11	205	7/25/97	24	2	Clemson	Highland Springs, VA	D4a-20
84	Ward, Greg	WR	5-11	190	7/12/95	26	3	Houston	Tyler, TX	FA-19
16	Watkins, Quez	WR	6-0	193	6/9/98	23	2	Southern Mississippi	Athens, AL	D6b-20
93	Williams, Milton	DT	6-3	290	4/6/99	22	R	Louisiana Tech	Crowley, TX	D3-21
61d	Williams, Raequan	DT	6-4	305	2/14/97	24	2	Michigan State	Chicago, IL	UDFA-20
50	Wilson, Eric	LB	6-1	230	9/26/94	26	5	Cincinnati	Redford, MI	FA-Min-21
	ACTIVE/NON-FOOTBALL INJURY									
51	Dickerson, Landon	OL	6-6	333	9/30/98	22	R	Alabama	Hudson, NC	D2-21
	ACTIVE/PHYSICALLY UNABLE TO PERFORM									
23	McLeod, Rodney	S	5-10	195	6/23/90	31	10	Virginia	Hyattsville, MD	FA-LAR-16
	RESERVE/INJURED									
-	Melifonwu, Obi	S	6-4	224	4/5/94	27	3	Connecticut	Grafton, MA	FA-21
-	Walker, Michael	WR	5-11	194	10/29/96	24	2	Boston College	Naples, FL	FA-21

NUMERICAL ROSTER

GO BIRDS

#	NAME	POS	HT	WT	DOB	AGE	EXP	COLLEGE	HOMETOWN	HOW ACQ
1	Jalen Hurts	QB	6-1	223	8/7/98	23	2	Oklahoma	Channelview, TX	D2-20
2	Darius Slay	CB	6-0	190	1/1/91	30	9	Mississippi State	Brunswick, GA	T-Det-20
3	Steven Nelson	CB	5-11	194	1/22/93	28	7	Oregon State	Warner Robins, GA	FA-21
4	Jake Elliott	K	5-9	167	1/21/95	26	5	Memphis	La Grange, IL	PS-Cin-17
6	DeVonta Smith	WR	6-0	170	11/14/98	22	R	Alabama	Amite, LA	D1-21
7	Joe Flacco	QB	6-6	245	1/16/85	36	14	Delaware	Audubon, NJ	FA-NYJ-21
8	Arryn Siposs	P	6-2	212	11/25/92	28	1	Auburn	Melbourne, Australia	FA-21
10	Nick Mullens	QB	6-1	210	3/21/95	26	4	Southern Mississippi	Birmingham, AL	FA-SF-21
13	Travis Fulgham	WR	6-2	215	9/13/95	25	3	Old Dominion	Ashburn, VA	W-GB-20
14	Kenneth Gainwell	RB	5-9	200	3/14/99	22	R	Memphis	Yazoo City, MS	D5-21
16	Quez Watkins	WR	6-0	193	6/9/98	23	2	Southern Mississippi	Athens, AL	D6b-20
17	Marken Michel	WR	5-11	190	7/6/93	28	1	Massachusetts	Plantation, FL	FA-21
18	Jalen Reagor	WR	5-11	197	1/2/99	22	2	TCU	Waxahachie, TX	D1-20
19	J.J. Arcega-Whiteside	WR	6-2	225	12/31/96	24	3	Stanford	Roebuck, SC	D2b-19
21	Andrew Adams	S	5-11	204	10/28/92	28	6	Connecticut	College Park, GA	FA-TB-21
22	Marcus Epps	S	6-0	191	1/27/96	25	3	Wyoming	Huntington Beach, CA	W-Min-19
24	Jordan Howard	RB	6-0	224	11/2/94	26	6	Indiana	Gardendale, AL	FA-20
26	Miles Sanders	RB	5-11	211	5/1/97	24	3	Penn State	Pittsburgh, PA	D2a-19
27	Zech McPhearson	CB	5-11	191	3/21/98	23	R	Texas Tech	Upper Marlboro, MD	D4-21
28	Anthony Harris	S	6-1	202	10/9/91	29	7	Virginia	Chesterfield, VA	FA-Min-21
29	Avonte Maddox	CB	5-9	184	3/31/96	25	4	Pittsburgh	Detroit, MI	D4a-18
30	JaCoby Stevens	LB	6-1	222	7/19/98	23	R	LSU	Murfreesboro, TN	D6c-21
31	Craig James	CB	5-10	195	4/29/96	25	3	Southern Illinois	Edwardsville, IL	FA-19
32	Jason Huntley	RB	5-9	195	4/20/98	23	2	New Mexico State	Arlington, TX	W-Det-20
33	Elijah Holyfield	RB	5-10	215	11/30/97	23	1	Georgia	College Park, GA	PS-Car-19
34	Kerryon Johnson	RB	5-11	211	6/30/97	24	4	Auburn	Huntsville, AL	W-Det-21
35	Boston Scott	RB	5-6	203	4/27/95	26	3	Louisiana Tech	Zachary, LA	PS-NO-18
36	Blake Countess	S	5-10	191	8/8/93	28	5	Auburn	Olney, MD	FA-21
37	Grayland Arnold	S	5-10	187	9/4/97	23	2	Baylor	Kountze, TX	UDFA-20
38	Michael Jacquet	CB	6-1	203	1/29/97	24	2	Louisiana	Beaumont, TX	UDFA-20
39	Elijah Riley	S	5-11	214	6/12/98	23	1	Army	Selden, NY	UDFA-20
41o	Andre Patton	WR	6-2	200	5/28/94	27	2	Rutgers	Wilmington, DE	FA-21
41d	Kevon Seymour	CB	6-0	185	11/30/93	27	4	USC	Pasadena, CA	FA-20
42	K'Von Wallace	S	5-11	205	7/25/97	24	2	Clemson	Highland Springs, VA	D4a-20
45	Rick Lovato	LS	6-2	249	9/9/92	28	5	Old Dominion	Middletown, NJ	FA-16
46	Josiah Scott	CB	5-9	185	4/5/99	22	2	Michigan State	Hamilton, OH	T-Jax-21
47d	Lavert Hill	CB	5-10	190	10/3/98	22	1	Michigan	Detroit, MI	FA-20
47o	Jack Stoll	TE	6-4	247	1/28/98	23	R	Nebraska	Aurora, CO	UDFA-21
48o	Jhamon Ausbon	WR	6-2	217	9/3/99	21	R	Texas A&M	Houston, TX	UDFA-21
48d	Patrick Johnson	LB	6-2	248	1/10/98	23	R	Tulane	Chattanooga, TN	D7-21
49	Alex Singleton	LB	6-2	240	12/7/93	27	3	Montana State	Thousand Oaks, CA	FA-19
50	Eric Wilson	LB	6-1	230	9/26/94	26	5	Cincinnati	Redford, MI	FA-Min-21
52	Davion Taylor	LB	6-1	230	8/5/98	23	2	Colorado	Magnolia, MS	D3-20
53	Rashad Smith	LB	6-1	220	4/20/97	24	1	Florida Atlantic	Florida City, FL	FA-20
54	Shaun Bradley	LB	6-1	240	4/8/97	24	2	Temple	Mount Holly, NJ	D6a-20
55	Brandon Graham	DE	6-2	265	4/3/88	33	12	Michigan	Detroit, MI	D1-10
56	Isaac Seumalo	G	6-4	303	10/29/93	27	6	Oregon State	Corvallis, OR	D3-16
57	T.J. Edwards	LB	6-1	242	8/12/96	25	3	Wisconsin	Lake Villa, IL	UDFA-19
58	Genard Avery	LB	6-0	250	4/26/95	26	4	Memphis	Grenada, MS	T-Cle-19
61o	Le'Raven Clark	T	6-5	311	4/22/93	28	6	Texas Tech	Rockdale, TX	FA-Ind-21
61d	Raequan Williams	DT	6-4	305	2/14/97	24	2	Michigan State	Chicago, IL	UDFA-20
62	Jason Kelce	C	6-3	295	11/5/87	33	11	Cincinnati	Cleveland, OH	D6a-11
63	Jack Driscoll	T/G	6-5	312	4/1/97	24	2	Auburn	Madison, CT	D4b-20
64d	Matt Leo	DE	6-7	280	5/8/92	29	1	Iowa State	Adelaide, Australia	FA-20
64o	Brett Toth	T	6-6	304	9/1/96	24	3	Army	Charleston, SC	W-Ari-20
65	Lane Johnson	T	6-6	325	5/8/90	31	9	Oklahoma	Groveton, TX	D1-13
66d	JaQuan Bailey	DE	6-2	260	5/28/97	24	R	Iowa State	Jacksonville, FL	UDFA-21
66o	Ross Pierschbacher	C/G	6-4	315	6/5/95	26	2	Alabama	Cedar Falls, IA	PS-Was-20
67	Nate Herbig	C/G	6-4	334	7/10/98	23	3	Stanford	Honolulu, HI	UDFA-19
68	Jordan Mailata	T	6-8	365	3/31/97	24	4	---	Sydney, Australia	D7-18
69	Matt Pryor	G/T	6-7	332	12/16/94	26	4	TCU	Lakewood, CA	D6-18
72o	Kayode Awosika	G/T	6-3	312	10/27/98	22	R	Buffalo	Maple Grove, MN	UDFA-21
72d	Marlon Tuipulotu	DT	6-2	307	5/31/99	22	R	USC	Independence, OR	D6a-21
73	Harry Crider	C	6-3	307	5/18/99	22	R	Indiana	Columbus, IN	UDFA-21
74	Luke Juriga	C	6-4	301	6/7/97	24	2	Western Michigan	Aurora, IL	UDFA-20
75	Tarron Jackson	DE	6-2	254	6/22/98	23	R	Coastal Carolina	Aiken, SC	D6b-21
76d	T.Y. McGill	DT	6-0	299	11/23/92	28	7	North Carolina State	Jesup, GA	FA-20
76o	Casey Tucker	T	6-6	315	9/26/95	25	1	Arizona State	Chandler, AZ	FA-21
77	Andre Dillard	T	6-5	315	10/3/95	25	3	Washington State	Woodinville, WA	D1-19
78	Sua Opeta	G	6-4	305	8/15/96	25	2	Weber State	Stansbury Park, UT	UDFA-19
79	Brandon Brooks	G	6-5	335	8/19/89	32	10	Miami (OH)	Milwaukee, WI	FA-Hou-16
80	Tyree Jackson	TE	6-7	249	11/7/97	23	1	Buffalo	Norton Shores, MI	FA-21
81	Jason Croom	TE	6-5	246	2/28/94	27	3	Tennessee	Norcross, GA	FA-20
82	John Hightower	WR	6-2	190	5/31/96	25	2	Boise State	Upper Marlboro, MD	D5-20
84	Greg Ward	WR	5-11	190	7/12/95	26	3	Houston	Tyler, TX	FA-19
85	Richard Rodgers	TE	6-4	257	1/22/92	29	7	California	Shrewsbury, MA	FA-20
86	Zach Ertz	TE	6-5	250	11/10/90	30	9	Stanford	Danville, CA	D2-13
88	Dallas Goedert	TE	6-5	256	1/3/95	26	4	South Dakota State	Britton, SD	D2-18
89	Hakeem Butler	WR	6-5	227	5/16/96	25	1	Iowa State	Fort Bend, TX	PS-Car-20
90	Ryan Kerrigan	DE	6-4	265	8/16/88	33	11	Purdue	Muncie, IN	FA-Was-21
91	Fletcher Cox	DT	6-4	310	12/13/90	30	10	Mississippi State	Yazoo City, MS	D1-12
93	Milton Williams	DT	6-3	290	4/6/99	22	R	Louisiana Tech	Crowley, TX	D3-21
94	Josh Sweat	DE	6-5	265	3/29/97	24	4	Florida State	Chesapeake, VA	D4b-18
95	Joe Ostman	LB	6-3	259	7/12/95	26	2	Central Michigan	St. Ignace, MI	UDFA-18
96	Derek Barnett	DE	6-3	259	6/25/96	25	5	Tennessee	Brentwood, TN	D1-17
97	Javon Hargrave	DT	6-2	305	2/7/93	28	6	South Carolina State	Salisbury, NC	FA-Pit-20
98	Hassan Ridgeway	DT	6-3	305	11/2/94	26	6	Texas	Mansfield, TX	T-Ind-19
ACTIVE/NON-FOOTBALL INJURY										
51	Landon Dickerson	OL	6-6	333	9/30/98	22	R	Alabama	Hudson, NC	D2-21
ACTIVE/PHYSICALLY UNABLE TO PERFORM										
23	Rodney McLeod	S	5-10	195	6/23/90	31	10	Virginia	Hyattsville, MD	FA-LAR-16
RESERVE/INJURED										
-	Obi Melifonwu	S	6-4	224	4/5/94	27	3	Connecticut	Grafton, MA	FA-21
-	Michael Walker	WR	5-11	194	10/29/96	24	2	Boston College	Naples, FL	FA-21

POSITIONAL ROSTER

GO BIRDS

	#	NAME	POS	HT	WT	DOB	AGE	EXP	COLLEGE	HOMETOWN	HOW ACQ
QB	1	Jalen Hurts	QB	6-1	223	8/7/98	23	2	Oklahoma	Channelview, TX	D2-20
	7	Joe Flacco	QB	6-6	245	1/16/85	36	14	Delaware	Audubon, NJ	FA-NYJ-21
	10	Nick Mullens	QB	6-1	210	3/21/95	26	4	Southern Mississippi	Birmingham, AL	FA-SF-21
RB	14	Kenneth Gainwell	RB	5-8	201	3/14/99	22	R	Memphis	Yazoo City, MS	D5-21
	24	Jordan Howard	RB	6-0	224	11/2/94	26	6	Indiana	Gardendale, AL	FA-20
	26	Miles Sanders	RB	5-11	211	5/1/97	24	3	Penn State	Pittsburgh, PA	D2a-19
	32	Jason Huntley	RB	5-9	195	4/20/98	23	2	New Mexico State	Arlington, TX	W-Det-20
	33	Elijah Holyfield	RB	5-10	215	11/30/97	23	1	Georgia	College Park, GA	PS-Car-19
	34	Kerryon Johnson	RB	5-11	211	6/30/97	24	4	Auburn	Huntsville, AL	W-Det-21
	35	Boston Scott	RB	5-6	203	4/27/95	26	3	Louisiana Tech	Zachary, LA	PS-NO-18
WR	6	DeVonta Smith	WR	6-0	170	11/14/98	22	R	Alabama	Amite, LA	D1-21
	13	Travis Fulgham	WR	6-2	215	9/13/95	25	3	Old Dominion	Ashburn, VA	W-GB-20
	16	Quez Watkins	WR	6-0	193	6/9/98	23	2	Southern Mississippi	Athens, AL	D6b-20
	17	Marken Michel	WR	5-11	190	7/6/93	28	1	Massachusetts	Plantation, FL	FA-21
	18	Jalen Reagor	WR	5-11	197	1/2/99	22	2	TCU	Waxahachie, TX	D1-20
	19	J.J. Arcega-Whiteside	WR	6-2	225	12/31/96	24	3	Stanford	Roebuck, SC	D2b-19
	41	Andre Patton	WR	6-2	200	5/28/94	27	2	Rutgers	Wilmington, DE	FA-21
	48	Jhamon Ausbon	WR	6-2	217	9/3/99	21	R	Texas A&M	Houston, TX	UDFA-21
	82	John Hightower	WR	6-2	190	5/31/96	25	2	Boise State	Upper Marlboro, MD	D5-20
	84	Greg Ward	WR	5-11	190	7/12/95	26	3	Houston	Tyler, TX	FA-19
	89	Hakeem Butler	WR	6-5	227	5/16/96	25	1	Iowa State	Fort Bend, TX	PS-Car-20
TE	47	Jack Stoll	TE	6-4	247	1/28/98	23	R	Nebraska	Aurora, CO	UDFA-21
	80	Tyree Jackson	TE	6-7	249	11/7/97	23	1	Buffalo	Norton Shores, MI	FA-21
	81	Jason Croom	TE	6-5	246	2/28/94	27	3	Tennessee	Norcross, GA	FA-20
	85	Richard Rodgers	TE	6-4	257	1/22/92	29	7	California	Shrewsbury, MA	FA-20
	86	Zach Ertz	TE	6-5	250	11/10/90	30	9	Stanford	Danville, CA	D2-13
	88	Dallas Goedert	TE	6-5	256	1/3/95	26	4	South Dakota State	Britton, SD	D2-18
OFFENSIVE LINE	51	Landon Dickerson (NFI)	OL	6-6	333	9/30/98	22	R	Alabama	Hudson, NC	D2-21
	56	Isaac Seumalo	G	6-4	303	10/29/93	27	6	Oregon State	Corvallis, OR	D3-16
	61	Le'Raven Clark	T	6-5	311	4/22/93	28	6	Texas Tech	Rockdale, TX	FA-Ind-21
	62	Jason Kelce	C	6-3	295	11/5/87	33	11	Cincinnati	Cleveland, OH	D6a-11
	63	Jack Driscoll	T/G	6-5	312	4/1/97	24	2	Auburn	Madison, CT	D4b-20
	64	Brett Toth	T	6-6	304	9/1/96	24	3	Army	Charleston, SC	W-Ari-20
	65	Lane Johnson	T	6-6	325	5/8/90	31	9	Oklahoma	Groveton, TX	D1-13
	66	Ross Pierschbacher	C/G	6-4	315	6/5/95	26	2	Alabama	Cedar Falls, IA	PS-Was-20
	67	Nate Herbig	C/G	6-4	334	7/10/98	23	3	Stanford	Honolulu, HI	UDFA-19
	68	Jordan Mailata	T	6-8	365	3/31/97	24	4	---	Sydney, Australia	D7-18
	69	Matt Pryor	G/T	6-7	332	12/16/94	26	4	TCU	Lakewood, CA	D6-18
	72	Kayode Awosika	G/T	6-3	312	10/27/98	22	R	Buffalo	Maple Grove, MN	UDFA-21
	73	Harry Crider	C	6-3	307	5/18/99	22	R	Indiana	Columbus, IN	UDFA-21
	74	Luke Juriga	C	6-4	301	6/7/97	24	2	Western Michigan	Aurora, IL	UDFA-20
	76	Casey Tucker	T	6-6	315	9/26/95	25	1	Arizona State	Chandler, AZ	FA-21
	77	Andre Dillard	T	6-5	315	10/3/95	25	3	Washington State	Woodinville, WA	D1-19
	78	Sua Opeta	G	6-4	305	8/15/96	25	2	Weber State	Stansbury Park, UT	UDFA-19
	79	Brandon Brooks	G	6-5	335	8/19/89	32	10	Miami (OH)	Milwaukee, WI	FA-Hou-16
DEFENSIVE LINE	55	Brandon Graham	DE	6-2	265	4/3/88	33	12	Michigan	Detroit, MI	D1-10
	61	Raequan Williams	DT	6-4	305	2/14/97	24	2	Michigan State	Chicago, IL	UDFA-20
	64	Matt Leo	DE	6-7	280	5/8/92	29	1	Iowa State	Adelaide, Australia	FA-20
	66	JaQuan Bailey	DE	6-2	260	5/28/97	24	R	Iowa State	Jacksonville, FL	UDFA-21
	72	Marlon Tuipulotu	DT	6-2	307	5/31/99	22	R	USC	Independence, OR	D6a-21
	75	Tarron Jackson	DE	6-2	254	6/22/98	23	R	Coastal Carolina	Aiken, SC	D6b-21
	76	T.Y. McGill	DT	6-0	299	11/23/92	28	7	North Carolina State	Jesup, GA	FA-20
	90	Ryan Kerrigan	DE	6-4	265	8/16/88	33	11	Purdue	Muncie, IN	FA-Was-21
	91	Fletcher Cox	DT	6-4	310	12/13/90	30	10	Mississippi State	Yazoo City, MS	D1-12
	93	Milton Williams	DT	6-3	290	4/6/99	22	R	Louisiana Tech	Crowley, TX	D3-21
	94	Josh Sweat	DE	6-5	265	3/29/97	24	4	Florida State	Chesapeake, VA	D4b-18
	96	Derek Barnett	DE	6-3	259	6/25/96	25	5	Tennessee	Brentwood, TN	D1-17
	97	Javon Hargrave	DT	6-2	305	2/7/93	28	6	South Carolina State	Salisbury, NC	FA-Pit-20
	98	Hassan Ridgeway	DT	6-3	305	11/2/94	26	6	Texas	Mansfield, TX	T-Ind-19
LB	30	JaCoby Stevens	LB	6-1	222	7/19/98	23	R	LSU	Murfreesboro, TN	D6c-21
	48	Patrick Johnson	LB	6-2	248	1/10/98	23	R	Tulane	Chattanooga, TN	D7-21
	49	Alex Singleton	LB	6-2	240	12/7/93	27	3	Montana State	Thousand Oaks, CA	FA-19
	50	Eric Wilson	LB	6-1	230	9/26/94	26	5	Cincinnati	Redford, MI	FA-Min-21
	52	Davion Taylor	LB	6-1	230	8/5/98	23	2	Colorado	Magnolia, MS	D3-20
	53	Rashad Smith	LB	6-1	220	4/20/97	24	1	Florida Atlantic	Florida City, FL	FA-20
	54	Shaun Bradley	LB	6-1	240	4/8/97	24	2	Temple	Mount Holly, NJ	D6a-20
	57	T.J. Edwards	LB	6-1	242	8/12/96	25	3	Wisconsin	Lake Villa, IL	UDFA-19
	58	Genard Avery	LB	6-0	250	4/26/95	26	4	Memphis	Grenada, MS	T-Cle-19
	95	Joe Ostman	LB	6-3	259	7/12/95	26	2	Central Michigan	St. Ignace, MI	UDFA-18
DEFENSIVE BACKS	2	Darius Slay	CB	6-0	190	1/1/91	30	9	Mississippi State	Brunswick, GA	T-Det-20
	3	Steven Nelson	CB	5-11	194	1/22/93	28	7	Oregon State	Warner Robins, GA	FA-21
	21	Andrew Adams	S	5-11	204	10/28/92	28	6	Connecticut	College Park, GA	FA-TB-21
	22	Marcus Epps	S	6-0	191	1/27/96	25	3	Wyoming	Huntington Beach, CA	W-Min-19
	23	Rodney McLeod (PUP)	S	5-10	195	6/23/90	31	10	Virginia	Hyattsville, MD	FA-LAR-16
	27	Zech McPhearson	CB	5-11	191	3/21/98	23	R	Texas Tech	Upper Marlboro, MD	D4-21
	28	Anthony Harris	S	6-1	202	10/9/91	29	7	Virginia	Chesterfield, VA	FA-Min-21
	29	Avonte Maddox	CB	5-9	184	3/31/96	25	4	Pittsburgh	Detroit, MI	D4a-18
	31	Craig James	CB	5-10	195	4/29/96	25	3	Southern Illinois	Edwardsville, IL	FA-19
	36	Blake Countess	S	5-10	191	8/8/93	28	5	Auburn	Olney, MD	FA-21
	37	Grayland Arnold	S	5-10	187	9/4/97	23	2	Baylor	Kountze, TX	UDFA-20
	38	Michael Jacquet	CB	6-1	203	1/29/97	24	2	Louisiana	Beaumont, TX	UDFA-20
	39	Elijah Riley	S	5-11	214	6/12/98	23	1	Army	Selden, NY	UDFA-20
	41	Kevon Seymour	CB	6-0	185	11/30/93	27	4	USC	Pasadena, CA	FA-20
	42	K'Von Wallace	S	5-11	205	7/25/97	24	2	Clemson	Highland Springs, VA	D4a-20
	46	Josiah Scott	CB	5-9	185	4/5/99	22	2	Michigan State	Hamilton, OH	T-Jax-21
	47	Lavert Hill	CB	5-10	190	10/3/98	22	1	Michigan	Detroit, MI	FA-20
ST	4	Jake Elliott	K	5-9	167	1/21/95	26	5	Memphis	La Grange, IL	PS-Cin-17
	8	Arryn Siposs	P	6-2	212	11/25/92	28	1	Auburn	Melbourne, Australia	FA-21
	45	Rick Lovato	LS	6-2	249	9/9/92	28	5	Old Dominion	Middletown, NJ	FA-16

ROSTER BREAKDOWN

GO BIRDS

HOW ACQUIRED

Year	Player	Acq
2010	Brandon Graham	D1
2011	Jason Kelce	D6a
2012	Fletcher Cox	D1
2013	Lane Johnson	D1
	Zach Ertz	D2
2016	Isaac Seumalo	D3
	Brandon Brooks	FA-Hou
	Rodney McLeod (PUP)	FA-LAR
	Rick Lovato	FA
2017	Derek Barnett	D1
	Jake Elliott	PS-Cin
2018	Dallas Goedert	D2
	Avonte Maddox	D4a
	Josh Sweat	D4b
	Matt Pryor	D6
	Jordan Mailata	D7
	Joe Ostman	UDFA
	Boston Scott	PS-NO
2019	Andre Dillard	D1
	Miles Sanders	D2a
	J.J. Arcega-Whiteside	D2b
	Craig James	FA
	Alex Singleton	FA
	Greg Ward	FA
	T.J. Edwards	UDFA
	Nate Herbig	UDFA
	Sua Opeta	UDFA
	Genard Avery	T-Cle
	Hassan Ridgeway	T-Ind
	Marcus Epps	W-Min
	Elijah Holyfield	PS-Car
2020	Jalen Reagor	D1
	Jalen Hurts	D2
	Davion Taylor	D3
	K'Von Wallace	D4a
	Jack Driscoll	D4b
	John Hightower	D5
	Shaun Bradley	D6a
	Quez Watkins	D6b
	Javon Hargrave	FA-Pit
	Jason Croom	FA
	Lavert Hill	FA
	Jordan Howard	FA
	Matt Leo	FA
	T.Y. McGill	FA
	Richard Rodgers	FA
	Kevon Seymour	FA
	Rashad Smith	FA
	Grayland Arnold	UDFA
	Michael Jacquet	UDFA
	Luke Juriga	UDFA
	Elijah Riley	UDFA
	Raequan Williams	UDFA
	Darius Slay	T-Det
	Travis Fulgham	W-GB
	Jason Huntley	W-Det
	Brett Toth	W-Ari
	Hakeem Butler	PS-Car
	Ross Pierschbacher	PS-Was
2021	DeVonta Smith	D1
	Landon Dickerson (NFI)	D2
	Milton Williams	D3
	Zech McPhearson	D4
	Kenneth Gainwell	D5
	Marlon Tuipulotu	D6a
	Tarron Jackson	D6b
	JaCoby Stevens	D6c
	Patrick Johnson	D7
	Andrew Adams	FA-TB
	Le'Raven Clark	FA-Ind
	Joe Flacco	FA-NYJ
	Anthony Harris	FA-Min
	Ryan Kerrigan	FA-Was
	Nick Mullens	FA-SF
	Eric Wilson	FA-Min
	Blake Countess	FA
	Tyree Jackson	FA
	Steven Nelson	FA
	Andre Patton	FA
	Arryn Siposs	FA
	Casey Tucker	FA
	Jhamon Ausbon	UDFA
	Kayode Awosika	UDFA
	JaQuan Bailey	UDFA
	Harry Crider	UDFA
	Jack Stoll	UDFA
	Josiah Scott	T-Jax
	Kerryon Johnson	W-Det
	Marken Michel	W-Car

BY DRAFT ROUND

Rd	Player	Team	Year
1st	Joe Flacco	Bal	2008
	Brandon Graham	Phi	2010
	Ryan Kerrigan	Was	2011
	Fletcher Cox	Phi	2012
	Lane Johnson	Phi	2013
	Derek Barnett	Phi	2017
	Andre Dillard	Phi	2019
	Jalen Reagor	Phi	2020
	DeVonta Smith	Phi	2021
2nd	Zach Ertz	Phi	2013
	Darius Slay	Det	2013
	Dallas Goedert	Phi	2018
	Kerryon Johnson	Det	2018
	J.J. Arcega-Whiteside	Phi	2019
	Miles Sanders	Phi	2019
	Jalen Hurts	Phi	2020
	Landon Dickerson (NFI)	Phi	2021
3rd	Brandon Brooks	Hou	2012
	Richard Rodgers	GB	2014
	Steven Nelson	KC	2015
	Le'Raven Clark	Ind	2016
	Javon Hargrave	Pit	2016
	Isaac Seumalo	Phi	2016
	Davion Taylor	Phi	2020
	Milton Williams	Phi	2021
4th	Hassan Ridgeway	Ind	2016
	Avonte Maddox	Phi	2018
	Josh Sweat	Phi	2018
	Hakeem Butler	Ari	2019
	Jack Driscoll	Phi	2020
	Josiah Scott	Jax	2020
	K'Von Wallace	Phi	2020
	Zech McPhearson	Phi	2021
5th	Jordan Howard	Chi	2016
	Jake Elliott	Cin	2017
	Genard Avery	Cle	2018
	Ross Pierschbacher	Was	2019
	John Hightower	Phi	2020
	Jason Huntley	Det	2020
	Kenneth Gainwell	Phi	2021
6th	Jason Kelce	Phi	2011
	Blake Countess	Phi	2016
	Kevon Seymour	Buf	2016
	Matt Pryor	Phi	2018
	Boston Scott	NO	2018
	Marcus Epps	Min	2019
	Travis Fulgham	Det	2019
	Shaun Bradley	Phi	2020
	Quez Watkins	Phi	2020
	Tarron Jackson	Phi	2021
	JaCoby Stevens	Phi	2021
	Marlon Tuipulotu	Phi	2021
7th	Jordan Mailata	Phi	2018
	Patrick Johnson	Phi	2021
FA	Rodney McLeod (PUP)	StL	2012
	Anthony Harris	Min	2015
	Rick Lovato	Chi	2015
	T.Y. McGill	Sea	2015
	Alex Singleton	Sea	2015
	Andrew Adams	NYG	2016
	Marken Michel	Min	2016
	Jason Croom	Buf	2017
	Nick Mullens	SF	2017
	Andre Patton	LAC	2017
	Greg Ward	Phi	2017
	Eric Wilson	Min	2017
	Craig James	Min	2018
	Joe Ostman	Phi	2018
	T.J. Edwards	Phi	2019
	Nate Herbig	Phi	2019
	Elijah Holyfield	Car	2019
	Tyree Jackson	Buf	2019
	Sua Opeta	Phi	2019
	Brett Toth	Phi	2019
	Casey Tucker	Phi	2019
	Grayland Arnold	Phi	2020
	Lavert Hill	KC	2020
	Michael Jacquet	Phi	2020
	Luke Juriga	Phi	2020
	Matt Leo	Phi	2020
	Elijah Riley	Phi	2020
	Arryn Siposs	Det	2020
	Rashad Smith	Chi	2020
	Raequan Williams	Phi	2020
	Jhamon Ausbon	Phi	2021
	Kayode Awosika	Phi	2021
	JaQuan Bailey	Phi	2021
	Harry Crider	Phi	2021
	Jack Stoll	Phi	2021

BY EXPERIENCE

Player	Exp	G/S	w/Phi
Joe Flacco	14	176/175	0/0
Brandon Graham	12	159/102	
Jason Kelce	11	142/142	
Ryan Kerrigan	11	156/141	0/0
Brandon Brooks	10	112/106	62/62
Fletcher Cox	10	140/134	
Rodney McLeod (PUP)	10	126/110	62/62
Zach Ertz	9	117/82	
Lane Johnson	9	99/99	
Darius Slay	9	118/108	15/14
Anthony Harris	7	81/47	0/0
T.Y. McGill	7	44/0	9/0
Steven Nelson	7	82/68	0/0
Richard Rodgers	7	85/28	22/4
Andrew Adams	6	73/32	0/0
Le'Raven Clark	6	47/15	0/0
Javon Hargrave	6	78/63	15/11
Jordan Howard	6	64/52	12/5
Hassan Ridgeway	6	48/11	14/5
Isaac Seumalo	6	61/40	
Derek Barnett	5	48/30	
Blake Countess	5	45/4	2/0
Jake Elliott	5	63/0	
Rick Lovato	5	71/0	67/0
Eric Wilson	5	64/25	0/0
Genard Avery	4	37/5	19/0
Dallas Goedert	4	42/26	
Kerryon Johnson	4	34/16	0/0
Avonte Maddox	4	35/23	
Jordan Mailata	4	15/10	
Nick Mullens	4	19/16	0/0
Matt Pryor	4	27/10	
Kevon Seymour	4	33/5	2/0
Josh Sweat	4	39/3	
J.J. Arcega-Whiteside	3	24/5	
Jason Croom	3	19/3	4/0
Andre Dillard	3	16/4	
T.J. Edwards	3	28/16	
Marcus Epps	3	29/5	21/5
Travis Fulgham	3	16/8	13/8
Nate Herbig	3	17/12	
Craig James	3	21/1	18/1
Miles Sanders	3	28/22	
Boston Scott	3	29/6	
Alex Singleton	3	26/11	
Brett Toth	3	6/1	
Greg Ward	3	23/13	
Grayland Arnold	2	6/0	
Shaun Bradley	2	15/0	
Jack Driscoll	2	11/4	
John Hightower	2	13/4	
Jason Huntley	2	5/0	
Jalen Hurts	2	15/4	
Michael Jacquet	2	7/2	
Luke Juriga	2	13/0	
Sua Opeta	2	8/2	
Joe Ostman	2	3/0	
Andre Patton	2	13/5	0/0
Ross Pierschbacher	2	8/0	3/0
Jalen Reagor	2	11/11	
Josiah Scott	2	6/0	0/0
Davion Taylor	2	12/1	
K'Von Wallace	2	15/3	
Quez Watkins	2	6/0	
Raequan Williams	2	6/0	
Hakeem Butler	1	2/0	
Lavert Hill	1	0/0	
Elijah Holyfield	1	1/0	
Tyree Jackson	1	0/0	
Matt Leo	1	0/0	
Marken Michel	1	2/0	0/0
Elijah Riley	1	5/0	
Arryn Siposs	1	0/0	
Rashad Smith	1	2/0	
Casey Tucker	1	0/0	
Jhamon Ausbon	R	0/0	
Kayode Awosika	R	0/0	
JaQuan Bailey	R	0/0	
Harry Crider	R	0/0	
Landon Dickerson (NFI)	R	0/0	
Kenneth Gainwell	R	0/0	
Tarron Jackson	R	0/0	
Patrick Johnson	R	0/0	
Zech McPhearson	R	0/0	
DeVonta Smith	R	0/0	
JaCoby Stevens	R	0/0	
Jack Stoll	R	0/0	
Marlon Tuipulotu	R	0/0	
Milton Williams	R	0/0	

PERSONNEL MOVES

GO BIRDS

- **01-04-21** - Agreed to terms on 1-year contract with DT **T.Y. McGill** ... Signed the following players to reserve/future contracts: WR **Deontay Burnett**, TE **Hakeem Butler**, S **Blake Countess**, DT **Treyvon Hester**, CB **Lavert Hill**, RB **Elijah Holyfield**, CB **Jameson Houston**, DE **Matt Leo** and DE **Joe Ostman**
- **01-07-21** - Signed TE **Tyree Jackson** to reserve/future contract
- **01-08-21** - Signed CB **Kevon Seymour** to reserve/future contract
- **01-13-21** - Signed P **Arryn Siposs** and WR **Khalil Tate** to reserve/future contracts
- **02-16-21** - Claimed CB **Shakial Taylor** off waivers
- **02-19-21** - Released WR **DeSean Jackson**
- **03-09-21** - Released S **Blake Countess** and DT **Treyvon Hester**
- **03-15-21** - Signed DE **Brandon Graham** to 1-year contract extension through 2022
- **03-17-21** - Traded QB **Carson Wentz** to Indianapolis in exchange for 2021 3rd-round draft choice and conditional 2022 1st-round draft choice ... Signed RB **Adrian Killins** ... Released DT **Malik Jackson** and WR **Alshon Jeffery**
- **03-18-21** - Agreed to terms with S **Andrew Adams** and DT **Hassan Ridgeway**
- **03-20-21** - Agreed to terms with S **Anthony Harris** on 1-year contract
- **03-23-21** - Agreed to terms on 1-year contract with QB **Joe Flacco** ... Waived/non-football injury WR **Deontay Burnett**
- **03-25-21** - Signed LB **Alex Singleton** to exclusive rights tender
- **03-26-21** - Acquired a 2021 1st-round draft choice (No. 12 overall), a 2021 4th-round draft choice (No. 123 overall), and a 2022 1st-round draft choice from Miami in exchange for a 2021 1st-round draft choice (No. 6 overall) and a 2021 5th-round draft choice (No. 156 overall)
- **03-29-21** - Signed WR **Greg Ward** to exclusive rights tender
- **04-01-21** - Signed RB **Boston Scott** to exclusive rights tender
- **04-07-21** - Agreed to terms with RB **Jordan Howard** and LB **Eric Wilson** on 1-year contracts
- **04-29-21** - Traded picks No. 12 and No. 84 to Dallas in exchange for pick No. 10 ... Selected WR **DeVonta Smith** with the 10th pick in the 2021 NFL Draft
- **04-30-21** - Selected C **Landon Dickerson** with the 37th pick in the 2021 NFL Draft ... Traded pick No. 70 to Carolina in exchange for picks No. 73 and No. 191 ... Selected DT **Milton Williams** with the 73rd pick in the 2021 NFL Draft
- **05-01-21** - Selected CB **Zech McPhearson** with the 123rd pick in the 2021 NFL Draft ... Selected RB **Kenneth Gainwell** with the 150th pick in the 2021 NFL Draft ... Traded picks No. 225 and No. 240 to Washington in exchange for a 2022 5th-round draft choice ... Selected DT **Marlon Tuipulotu** with the 189th pick in the 2021 NFL Draft ... Selected DE **Tarron Jackson** with the 191st pick in the 2021 NFL Draft ... Selected LB **JaCoby Stevens** with the 224th pick in the 2021 NFL Draft ... Selected LB **Patrick Johnson** with the 234th pick in the 2021 NFL Draft
- **05-07-21** - Claimed RB **Kerryon Johnson** off waivers
- **05-14-21** - Signed DB **Nate Meadors** ... Signed UDFAs: WR **Jhamon Ausbon**, G **Kayode Awosika**, DE **JaQuan Bailey**, C **Harry Crider**, WR **Trevon Grimes**, QB **Jamie Newman** and TE **Jack Stoll**
- **05-17-21** - Agreed to terms with DE **Ryan Kerrigan**
- **05-18-21** - Acquired CB **Josiah Scott** from Jacksonville in exchange for CB **Jameson Houston** and a 2023 6th-round draft choice ... Signed T **Casey Tucker**
- **05-19-21** - Signed T **Le'Raven Clark**
- **05-25-21** - Signed DT **Willie Henry** ... Waived LB **Joe Bachie**
- **06-03-21** - Signed WR **DeVonta Smith**, DT **Milton Williams**, CB **Zech McPhearson** and RB **Kenneth Gainwell**
- **06-04-21** - Signed DT **Marlon Tuipulotu**, DE **Tarron Jackson** and LB **Patrick Johnson**
- **06-07-21** - Signed LB **JaCoby Stevens**
- **06-09-21** - Waived QB **Jamie Newman** and WR **Khalil Tate** ... Waived/injured WR **Trevon Grimes**
- **06-11-21** - Signted TE **Richard Rodgers** ... Agreed to terms with WR **Michael Walker**
- **06-14-21** - Agreed to terms with QB **Nick Mullens**
- **07-25-21** - Agreed to terms with CB **Steven Nelson** on 1-year contract ... Released DT **Willie Henry**
- **07-26-21** - Signed OL **Landon Dickerson** to rookie contract
- **07-28-21** - Placed S **Andrew Adams**, DE **Matt Leo** and LB **Alex Singleton** on Reserve/COVID-19 ... Placed T **Le'Raven Clark** and S **Rodney McLeod** on Active/Physically Unable to Perform ... Placed OL **Landon Dickerson** on Active/Non-Football Injury
- **07-29-21** - Signed S **Obi Melifonwu** and WR **Andre Patton**
- **08-04-21** - Activated S **Andrew Adams** from Reserve/COVID-19 ... Waived/injured DB **Nate Meadors**
- **08-05-21** - Waived CB **Shakial Taylor**
- **08-07-21** - Activated LB **Alex Singleton** from Reserve/COVID-19
- **08-09-21** - Activated DE **Matt Leo** from Reserve/COVID-19 ... Signed S **Blake Countess** ... Waived/injured S **Obi Melifonwu**
- **08-10-21** - Claimed WR **Marken Michel** off waivers ... Waived/injured WR **Michael Walker**
- **08-14-21** - Activated T **Le'Raven Clark** from Active/Physically Unable to Perform ... Waived WR **Adrian Killins** and TE **Caleb Wilson**

ANDREW ADAMS

SAFETY | 21

Height: 5-11 **Weight:** 204 **DOB:** Oct. 28, 1992 (Age 28)
NFL Experience: 6th Year *(1st with Eagles)* **Draft:** UDFA-16 by NYG **Acquired:** FA-TB-21
College: Connecticut **Hometown (HS):** College Park, GA (Woodward Academy)

Super Bowl Champion: 2020 (LV)

CAREER STATISTICS

			TACKLES					PASS DEFENSE					FUMBLES			DEF SNAPS	
Year	**Team**	**GP/S**	**Total**	**Solo**	**Asst**	**TFL**	**Sacks**	**Int**	**Yds**	**Lg**	**TD**	**PD**	**FF**	**FR**	**Yds**	**No**	**Pct**
2016	N.Y. Giants	14/13	45	31	14	1	0.0	1	19	19	0	5	0	0	0	747	67%
2017	N.Y. Giants	16/4	28	28	0	1	0.0	0	0	--	0	2	1	0	0	274	25%
2018	Tampa Bay	13/4	36	27	9	0	0.0	4	34	16	0	9	0	0	0	370	35%
2019	Tampa Bay	14/11	45	41	4	3	0.0	1	21	21	0	3	1	0	0	616	54%
2020	Tampa Bay	16/0	0	0	0	0	0.0	0	0	--	0	0	0	0	0	23	2%
Totals		**73/32**	**154**	**127**	**27**	**5**	**0.0**	**6**	**74**	**21**	**0**	**19**	**2**	**0**	**0**	**---**	**---**
PLAYOFFS																	
2016	N.Y. Giants	1/0	0	0	0	0	0.0	0	0	--	0	0	0	0	0	7	10%
2020	Tampa Bay	4/0	5	3	2	0	0.0	0	0	--	0	1	0	0	0	37	13%
Totals		**5/0**	**5**	**3**	**2**	**0**	**0.0**	**0**	**0**	**--**	**0**	**1**	**0**	**0**	**0**	**---**	**---**

ADDITIONAL STATISTICS

Special Teams Tackles: 9 - 2020 (1), 2018 (2), 2017 (6) **Postseason Special Teams Tackles:** 1 - 2020 (1)

CAREER HIGHS

Tackles	9	11/6/16 vs. Phi.
Sacks	--	---
INTs	3	12/2/18 vs. Car.
PDs	3	12/2/18 vs. Car.
FFs	1	2x, last: 10/27/19 at Ten.
FRs	--	---

First job: Painted dorm rooms in college as a student-worker ... **Surprisingly good at:** Was a ping-pong tournament champion in high school; committed to Furman University for baseball ... **Famous relatives:** Is the nephew of OL Sam Adams (1972-81), cousin of both DT Sam Adams (1994-2007) and RB Matt Forte (2008-17), and brother-in-law of LB Alec Ogletree ... **Favorite TV show:** *Martin* ... **Favorite movie:** *Rush Hour* ... **Favorite music artist:** Young Thug ... **Favorite meal:** Asian Fusion (Japanese, Korean, Chinese, Thai), southern cuisine, cajun cuisine

CAREER HIGHLIGHTS

- A member of Tampa Bay's **Super Bowl LV**-winning roster
- Tied a Buccaneers record with a career-high 3 INTs on 12/2/18 vs. Carolina ... Became just the third player in Tampa Bay history (fourth time overall) to register 3 INTs in a single game

2020 SEASON - BUCCANEERS

- Served as a key contributor on special teams during the Buccaneers' **Super Bowl LV**-winning season ... Played in all 16 regular-season games and appeared in the 4th-most special teams snaps (297, 65%) on the team, totaling 1 special teams tackle ... Also saw action in 23 defensive snaps (2%)
- Produced 5 tackles (3 solo) and 1 PD over 36 defensive snaps in the NFC Championship victory at GB (1/24/21)

2019 SEASON - BUCCANEERS

- Started 11 games and totaled 45 tackles (41 solo), 3 TFLs, 3 PDs, 1 INT and 1FF in 616 defensive snaps (54%)
- Intercepted Lions QB **David Blough** in the third quarter of the 38-17 win at. Det. (12/15/19) ... Added 1 solo tackle
- Forced Titans RB **Derrick Henry** to fumble at Ten. (10/27/19) ... Also posted 5 tackles (4 solo) and 1 PD

2018 SEASON - BUCCANEERS

- Tallied 36 tackles (27 solo) with career highs in PDs (9) and INTs (4) in 370 defensive snaps (35%) ... Had 2 special teams tackles
- Picked off Falcons QB **Matt Ryan** vs. Atl. (12/30/18)
- Recorded a career-high 3 INTs and 3 PDs against Panthers QB **Cam Newton** in the 24-17 victory vs. Car. (12/2/18) ... Became just the third player in Buccaneers history (fourth time overall) to produce 3 INTs in a single game

ANDREW ADAMS S | 21

GO BIRDS

2020 GAME-BY-GAME STATISTICS (TB)												
Date	**Opp**		**GP/S**	**Tot**	**Solo**	**Sk**	**Int**	**PD**	**FF**	**FR**	**Snaps**	**Pct**
Sep 13	at NO	L	1/0	0	0	0.0	0	0	0	0	6	9%
Sep 20	Car	W	1/0	0	0	0.0	0	0	0	0	0	0%
Sep 27	at Den	W	1/0	0	0	0.0	0	0	0	0	0	0%
Oct 4	LAC	W	1/0	0	0	0.0	0	0	0	0	0	0%
Oct 8	at Chi	L	1/0	0	0	0.0	0	0	0	0	0	0%
Oct 18	GB	W	1/0	0	0	0.0	0	0	0	0	0	0%
Oct 25	at LV	W	1/0	0	0	0.0	0	0	0	0	0	0%
Nov 2	at NYG	W	1/0	0	0	0.0	0	0	0	0	0	0%
Nov 8	NO	L	1/0	0	0	0.0	0	0	0	0	0	0%
Nov 15	at Car	W	1/0	0	0	0.0	0	0	0	0	0	0%
Nov 23	LAR	L	1/0	0	0	0.0	0	0	0	0	0	0%
Nov 29	KC	L	1/0	0	0	0.0	0	0	0	0	0	0%
Dec 13	Min	W	1/0	0	0	0.0	0	0	0	0	0	0%
Dec 20	at Atl	W	1/0	0	0	0.0	0	0	0	0	0	0%
Dec 26	at Det	W	1/0	0	0	0.0	0	0	0	0	14	26%
Jan 3	Atl	W	1/0	0	0	0.0	0	0	0	0	3	4%
Totals			**16/0**	**0**	**0**	**0.0**	**0**	**0**	**0**	**0**	**23**	**2%**
PLAYOFFS												
Jan 9	at Was	W	1/0	0	0	0.0	0	0	0	0	0	0%
Jan 17	at NO	W	1/0	0	0	0.0	0	0	0	0	0	0%
Jan 24	at GB	W	1/0	5	3	0.0	0	1	0	0	36	51%
Feb 7	KC	W	1/0	0	0	0.0	0	0	0	0	1	1%
Totals			**4/0**	**5**	**3**	**0.0**	**0**	**1**	**0**	**0**	**37**	**13%**

2019 GAME-BY-GAME STATISTICS (TB)												
Date	**Opp**		**GP/S**	**Tot**	**Solo**	**Sk**	**Int**	**PD**	**FF**	**FR**	**Snaps**	**Pct**
NOT ON NFL ROSTER												
Sep 12	at Car	W	0/0	INACTIVE								
Sep 22	NYG	L	1/0	0	0	0.0	0	0	0	0	0	0%
Sep 29	at LAR	W	1/0	0	0	0.0	0	0	0	0	0	0%
Oct 6	at NO	L	1/0	0	0	0.0	0	0	0	0	6	9%
Oct 13	Car	L	1/1	5	5	0.0	0	0	0	0	67	100%
Oct 27	at Ten	L	1/1	5	4	0.0	0	1	1	0	58	98%
Nov 3	at Sea	L	1/1	5	5	0.0	0	0	0	0	55	74%
Nov 10	Ari	W	1/1	3	3	0.0	0	0	0	0	35	52%
Nov 17	NO	L	1/1	7	7	0.0	0	0	0	0	67	100%
Nov 24	at Atl	W	1/1	5	5	0.0	0	1	0	0	59	69%
Dec 1	at Jax	W	1/1	1	1	0.0	0	0	0	0	35	52%
Dec 8	Ind	W	1/1	4	4	0.0	0	0	0	0	37	59%
Dec 15	at Det	W	1/1	1	1	0.0	1	1	0	0	42	66%
Dec 21	Hou	L	1/1	2	2	0.0	0	0	0	0	66	100%
Dec 29	Atl	L	1/1	7	4	0.0	0	0	0	0	89	100%
Totals			**14/11**	**45**	**41**	**0.0**	**1**	**3**	**1**	**0**	**616**	**54%**

2017 SEASON - GIANTS

- Played in all 16 games for the first time in his career and registered 28 tackles, 2 PDs and 1 FF in 274 defensive snaps (25%) ... Also totaled a career-high 6 special teams tackles
- Notched the first FF of his career when he tackled 49ers FB **Kyle Juszczyk** in the second quarter at SF (11/12/17)

2016 SEASON - GIANTS

- Started 13 games and appeared in a career-high 747 defensive snaps (67%) ... Posted 45 tackles (31 solo), 5 PDs and 1 INT
- Made a career-high 9 tackles and recorded his first career INT against Eagles QB **Carson Wentz** in the win vs. Phi. (11/6/16)

COLLEGE HIGHLIGHTS

- Played collegiately at Connecticut, where he finished his career with 263 tackles, 15 PDs and 9 INTs in 44 games (33 starts)
- Earned second-team All-AAC honors as a senior in 2015 ... Led the Huskies with 103 tackles and added 7 PDs and 3 INTs

BIRDSEED

- Majored in economics at Connecticut
- Prepped at Woodward Academy (GA) ... Named First-Team All-City/South Fulton County by the *Atlanta Journal-Constitution* as a senior ... Originally from Fayetteville, GA

TRANSACTIONS

- **8/4/21** - Activated from Reserve/COVID-19 ... **7/28/21** - Placed on Reserve/COVID-19 ... **3/18/21** - Agreed to terms with PHI ... **3/24/20** - Signed by TB to 1-year contract ... **9/10/19** - Signed by TB ... **8/30/19** - Released by DET ... **3/14/19** - Signed by DET to 1-year contract ... **9/26/18** - Signed by TB ... **9/1/18** - Waived by NYG ... **9/23/16** - Signed by NYG to active roster from practice squad ... **9/3/16** - Waived by NYG ... **2016** - Signed by NYG as UDFA

ANDREW ADAMS S | 21

GO BIRDS

2018 GAME-BY-GAME STATISTICS (TB)

Date	Opp		GP/S	Tot	Solo	Sk	Int	PD	FF	FR	Snaps	Pct
NOT ON NFL ROSTER												
NOT ON NFL ROSTER												
NOT ON NFL ROSTER												
Sep 30	at Chi	L	1/0	0	0	0.0	0	0	0	0	0	0%
Oct 14	at Atl	L	1/0	0	0	0.0	0	0	0	0	4	6%
Oct 21	Cle	W	1/0	0	0	0.0	0	0	0	0	2	3%
Oct 28	at Cin	L	1/0	3	2	0.0	0	1	0	0	13	20%
Nov 4	at Car	L	1/0	1	1	0.0	0	0	0	0	6	10%
Nov 11	Was	L	1/0	4	4	0.0	0	1	0	0	23	40%
Nov 18	at NYG	L	1/0	3	1	0.0	0	0	0	0	21	40%
Nov 25	SF	W	1/0	1	0	0.0	0	1	0	0	18	28%
Dec 2	Car	W	1/0	1	1	0.0	3	3	0	0	32	46%
Dec 9	NO	L	1/1	5	4	0.0	0	0	0	0	64	100%
Dec 16	at Bal	L	1/1	7	6	0.0	0	1	0	0	59	78%
Dec 23	at Dal	L	1/1	7	5	0.0	0	0	0	0	52	100%
Dec 30	Atl	L	1/1	4	3	0.0	1	2	0	0	76	99%
Totals			**13/4**	**36**	**27**	**0.0**	**4**	**9**	**0**	**0**	**370**	**35%**

2017 GAME-BY-GAME STATISTICS (NYG)

Date	Opp		GP/S	Tot	Solo	Sk	Int	PD	FF	FR	Snaps	Pct
Sep 10	at Dal	L	1/0	0	0	0.0	0	0	0	0	8	11%
Sep 18	Det	L	1/0	0	0	0.0	0	0	0	0	5	8%
Sep 24	at Phi	L	1/0	0	0	0.0	0	0	0	0	4	5%
Oct 1	at TB	L	1/0	0	0	0.0	0	0	0	0	19	30%
Oct 8	LAC	L	1/0	0	0	0.0	0	0	0	0	2	3%
Oct 15	at Den	W	1/0	0	0	0.0	0	0	0	0	16	20%
Oct 22	Sea	L	1/0	0	0	0.0	0	0	0	0	0	0%
Nov 5	LAR	L	1/0	2	2	0.0	0	0	0	0	15	23%
Nov 12	at SF	L	1/0	2	2	0.0	0	1	1	0	8	13%
Nov 19	KC	W	1/1	5	5	0.0	0	0	0	0	29	39%
Nov 23	at Was	L	1/0	2	2	0.0	0	0	0	0	13	18%
Dec 3	at Oak	L	1/0	0	0	0.0	0	0	0	0	1	2%
Dec 10	Dal	L	1/0	0	0	0.0	0	0	0	0	10	16%
Dec 17	Phi	L	1/1	6	6	0.0	0	0	0	0	49	73%
Dec 24	at Ari	L	1/1	5	5	0.0	0	0	0	0	39	57%
Dec 31	Was	W	1/1	6	6	0.0	0	1	0	0	56	98%
Totals			**16/4**	**28**	**28**	**0.0**	**0**	**2**	**1**	**0**	**274**	**25%**

2016 GAME-BY-GAME STATISTICS (NYG)

Date	Opp		GP/S	Tot	Solo	Sk	Int	PD	FF	FR	Snaps	Pct
Sep 11	at Dal	W	---	GIANTS PRACTICE SQUAD								
Sep 18	NO	W	---	GIANTS PRACTICE SQUAD								
Sep 25	Was	L	1/0	0	0	0.0	0	0	0	0	0	0%
Oct 3	at Min	L	1/1	6	2	0.0	0	1	0	0	65	88%
Oct 9	at GB	L	1/1	5	3	0.0	0	1	0	0	80	100%
Oct 16	Bal	W	1/1	4	2	0.0	0	0	0	0	78	94%
Oct 23	at LAR	W	1/1	4	4	0.0	0	0	0	0	79	100%
Nov 6	Phi	W	1/1	9	9	0.0	1	2	0	0	73	97%
Nov 14	Cin	W	1/1	1	0	0.0	0	0	0	0	48	83%
Nov 20	Chi	W	1/1	3	0	0.0	0	0	0	0	37	59%
Nov 27	at Cle	W	1/1	1	1	0.0	0	1	0	0	69	92%
Dec 4	at Pit	L	1/1	4	3	0.0	0	0	0	0	57	78%
Dec 11	Dal	W	1/1	3	3	0.0	0	0	0	0	45	68%
Dec 18	Det	W	1/1	3	3	0.0	0	0	0	0	45	73%
Dec 22	at Phi	L	1/1	1	1	0.0	0	0	0	0	40	71%
Jan 1	at Was	W	1/1	1	0	0.0	0	0	0	0	31	56%
Totals			**14/13**	**45**	**31**	**0.0**	**1**	**5**	**0**	**0**	**747**	**67%**
PLAYOFFS												
Jan 8	at GB	L	1/0	0	0	0.0	0	0	0	0	7	10%
Totals			**1/0**	**0**	**0**	**0.0**	**0**	**0**	**0**	**0**	**7**	**10%**

J.J. ARCEGA-WHITESIDE

WIDE RECEIVER | 19

(pronounced are-THAY-guh)

Height: 6-2 **Weight:** 225 **DOB:** Dec. 31, 1996 (Age 24)
NFL Experience: 3rd Year *(3rd with Eagles)* **Draft:** D2b-19 (57th overall) by PHI
College: Stanford **Hometown (HS):** Roebuck, SC (Dorman)

CAREER STATISTICS

			RECEIVING					OFF SNAPS	
Year	**Team**	**GP/S**	**Rec**	**Yds**	**Avg**	**Lg**	**TD**	**No**	**Pct**
2019	Philadelphia	16/5	10	169	16.9	30	1	492	42%
2020	Philadelphia	8/0	4	85	21.3	37	0	141	13%
Totals		**24/5**	**14**	**254**	**18.1**	**37**	**1**	**---**	**---**
PLAYOFFS									
2019	Philadelphia	1/0	0	0	---	--	0	12	17%
Totals		**1/0**	**0**	**0**	**---**	**--**	**0**	**---**	**---**

ADDITIONAL STATISTICS

Fumble Recoveries: 2 - 2020 (1), 2019 (1) **Fumble Recovery TDs:** 1 - 2020 (1)

CAREER HIGHS

Receptions	2	4x, last: 1/3/21 vs. Was.
Receiving Yards	43	11/24/19 vs. Sea.
Receiving Long	37	10/11/20 at Pit.
Receiving TDs	1	12/1/19 at Mia.

First job: Interned for former Secretary of State Condoleezza Rice while at Stanford ... **Bucket list:** Sitting front row at a Real Madrid vs. Barcelona soccer match ... **Surprisingly good at:** "I'm good at eating fast. All my friends think it's impressive how I'm always the first one to finish their food." ... **If he could play another sport, what team:** Basketball, Philadelphia 76ers ... **Favorite athlete growing up:** Cristiano Ronaldo ... **Favorite meal:** Spaghetti fettuccine with either chicken or shrimp ... **Favorite music:** Hip-hop ... **Moment left starstruck:** "When I was in high school, we had a 7-on-7 tournament and Steve Smith was there. He came up, spoke to me, and handed me his game gloves."

2020 SEASON - EAGLES

- Logged 4 receptions for 85 yards (21.3 avg.)
- Recovered a **Miles Sanders** fumble in the end zone for a TD following Sanders' 74-yard run vs. Bal. (10/18/20)
- Posted a career-long 37-yard catch at Pit. (10/11/20)

2019 SEASON - EAGLES

- Finished his rookie campaign with 10 receptions for 169 yards (16.9 avg.) and 1 TD, including 4 catches for 20+ yards
- Hauled in a 15-yard pass from **Carson Wentz** for his first career receiving TD in the first half at Mia. (12/1/19)

COLLEGE HIGHLIGHTS

- Totaled 135 receptions for 2,219 yards (16.4 avg.) and 28 TDs in 33 career games ... Finished with the 2nd-most receiving TDs in school history, behind **Ken Margerum** (30, 1977-80)
- Garnered All-Pac-12 honors after tying for the 3rd-most receiving TDs (14) among NCAA FBS players and produced the 3rd-most receiving yards (1,059) in the conference as a senior ... Led his team with a career-high 63 receptions
- Earned All-Pac-12 honorable mention accolades following his sophomore season in 2017, when he posted a team-high 48 receptions for 781 yards (16.3 avg.) and 9 TDs
- Produced 24 receptions for 379 yards (15.8 avg.) and a team-leading 5 TDs in 12 games as a redshirt freshman in 2016

BIRDSEED

- Majored in international relations while at Stanford ... Interned at the office of Condoleezza Rice ... Delivered mail, screened calls and responded to emails on behalf of Rice
- Prepped at Dorman (SC) High School, where he was the school's career leader in receptions (207), receiving yards (3,779) and TDs (38), while averaging 18.2 yards per catch as a three-year varsity starter ... Also lettered in basketball and track and field
- Born in Zaragoza, Spain, and moved to South Carolina at age 6 ... Learned English as a third language and has lived in several countries, including the United States, Spain, Portugal and Italy ... Is the son of Joaquin Arcega and Valorie Whiteside, who both played basketball professionally overseas

TRANSACTIONS

- **12/2/20** - Activated from Reserve/COVID-19 ... **11/19/20** - Placed on Reserve/COVID-19 ... **2019** - Drafted by PHI in 2nd round (57th overall)

J.J. ARCEGA-WHITESIDE WR | 19

GO BIRDS

2020 GAME-BY-GAME STATISTICS (PHI)

				RECEIVING					SNAPS	
Date	**Opp**		**GP/S**	**Rec**	**Yds**	**Avg**	**Lg**	**TD**	**No**	**Pct**
Sep 13	at Was	L	1/0	0	0	---	--	0	28	41%
Sep 20	LAR	L	1/0	0	0	---	--	0	16	23%
Sep 27	Cin	T	1/0	0	0	---	--	0	18	20%
Oct 4	at SF	W	0/0	INACTIVE						
Oct 11	at Pit	L	1/0	1	37	37.0	37	0	8	14%
Oct 18	Bal	L	1/0	0	0	---	--	0	12	17%
Oct 22	NYG	W	1/0	1	8	8.0	8	0	13	16%
Nov 1	Dal	W	1/0	0	0	---	--	0	5	8%
Nov 15	at NYG	L	0/0	INACTIVE						
Nov 22	at Cle	L	0/0	RESERVE/COVID-19						
Nov 30	Sea	L	0/0	RESERVE/COVID-19						
Dec 6	at GB	L	0/0	INACTIVE						
Dec 13	NO	W	0/0	DID NOT PLAY						
Dec 20	at Ari	L	0/0	INACTIVE						
Dec 27	at Dal	L	0/0	INACTIVE						
Jan 3	Was	L	1/0	2	40	20.0	30	0	41	60%
Totals			**8/0**	**4**	**85**	**21.3**	**37**	**0**	**141**	**13%**

2019 GAME-BY-GAME STATISTICS (PHI)

				RECEIVING					SNAPS	
Date	**Opp**		**GP/S**	**Rec**	**Yds**	**Avg**	**Lg**	**TD**	**No**	**Pct**
Sep 8	Was	W	1/0	0	0	---	--	0	5	7%
Sep 15	at Atl	L	1/0	1	4	4.0	4	0	75	93%
Sep 22	Det	L	1/1	1	10	10.0	10	0	55	72%
Sep 26	at GB	W	1/0	0	0	---	--	0	6	10%
Oct 6	NYJ	W	1/0	0	0	---	--	0	2	3%
Oct 13	at Min	L	1/0	0	0	---	--	0	5	8%
Oct 20	at Dal	L	1/0	0	0	---	--	0	12	20%
Oct 27	at Buf	W	1/0	0	0	---	--	0	4	5%
Nov 3	Chi	W	1/0	0	0	---	--	0	15	17%
Nov 17	NE	L	1/0	1	29	29.0	29	0	19	25%
Nov 24	Sea	L	1/1	2	43	21.5	30	0	54	71%
Dec 1	at Mia	L	1/0	1	15	15.0	15	1	27	38%
Dec 9	NYG	W	1/1	2	29	14.5	22	0	80	90%
Dec 15	at Was	W	1/1	0	0	---	--	0	71	92%
Dec 22	Dal	W	1/1	2	39	19.5	27	0	45	62%
Dec 29	at NYG	W	1/0	0	0	---	--	0	17	23%
Totals			**16/5**	**10**	**169**	**16.9**	**30**	**1**	**492**	**42%**
PLAYOFFS										
Jan 5	Sea	L	1/0	0	0	---	--	0	12	17%
Totals			**1/0**	**0**	**0**	**---**	**--**	**0**	**12**	**17%**

GRAYLAND ARNOLD

SAFETY | 37

Height: 5-10 **Weight:** 187 **DOB:** Sept. 4, 1997 (Age 23)
NFL Experience: 2nd Year *(2nd with Eagles)* **Draft:** UDFA-20 by PHI
College: Baylor **Hometown (HS):** Kountze, TX (Kountze)

CAREER STATISTICS

			TACKLES					PASS DEFENSE					FUMBLES			DEF SNAPS	
Year	Team	GP/S	Total	Solo	Asst	TFL	Sacks	Int	Yds	Lg	TD	PD	FF	FR	Yds	No	Pct
2020	Philadelphia	6/0	10	6	4	1	0.0	0	0	--	0	1	0	0	0	82	7%
Totals		**6/0**	**10**	**6**	**4**	**1**	**0.0**	**0**	**0**	**--**	**0**	**1**	**0**	**0**	**0**	**---**	**---**

ADDITIONAL STATISTICS

Special Teams Tackles: 3 - 2020 (3)

CAREER HIGHS

Tackles	5	2x, last: 1/3/21 vs. Was.
Sacks	--	---
INTs	--	---
PDs	1	1/3/21 vs. Was.
FFs	--	---
FRs	--	---

Hobbies: Riding horses, fishing ... **Bucket list:** Take horses up to Montana and ride ... **Surprisingly good at:** Ping pong (used to always beat everyone in high school) ... **Prized possessions:** His daughters, Amina and Layla ... **If he could be any animal:** Caesar from *Planet of the Apes* (has a tattoo of Caesar on his arm) ... **If he could choose any karaoke song:** "Stone" by Whiskey Myers ... **Favorite movie:** *Step Brothers* ... **Favorite meal:** Snow crab and butter ... **Favorite quote:** "The biggest mistake we make in life is thinking we have time." - Kobe Bryant

2020 SEASON - EAGLES

- Saw action in six games during his rookie campaign, appearing in 82 defensive snaps (7%) and 75 special teams snaps (18%) ... Finished the season with 10 tackles (6 solo), 1 TFL and 1 PD on defense while also registering 3 special teams tackles
- Made a career-high 5 tackles in consecutive games on 12/27/20 at Dallas and 1/3/21 vs. Washington (also 1 PD)

COLLEGE HIGHLIGHTS

- Appeared in 37 games (26 starts) in four seasons (2016-19) at Baylor ... Totaled 107 tackles (82 solo), 20 PDs, 7.5 TFLs, 7 INTs, 1.0 sack, 1 FF and 1 FR during his collegiate career ... Also added 14 punt returns for 161 yards and 1 TD
- Earned second-team All-America honors from *Sports Illustrated* and second-team All-Big 12 honors from the *Associated Press* and league's coaches as a senior in 2019

BIRDSEED

- Earned a degree in kinesiology at Baylor
- Attended Kountze (TX) High School, where he played CB, S, QB, WR, KR and PR ... Named 2015 Class 3A Division I All-State first-team as a senior after posting 49 tackles, 4 FFs, 4 FRs (1 TD) and 2 INTs (1 TD) ... Also lettered in basketball, track and tennis
- Is the son of Grayland and Deborah Arnold

TRANSACTIONS

- **12/1/20** - Signed by PHI to active roster from practice squad ... **10/15/20** - Signed by PHI to practice squad ... **10/13/20** - Waived by PHI ... **10/10/20** - Signed by PHI to active roster from practice squad ... **10/3/20** - Elevated by PHI from practice squad for Week 4 at San Francisco ... **9/26/20** - Elevated by PHI from practice squad for Week 3 vs. Cincinnati ... **9/6/20** - Signed by PHI to practice squad ... **9/3/20** - Waived by PHI ... **2020** - Signed by PHI as UDFA

GRAYLAND ARNOLD S | 37

GO BIRDS

2020 GAME-BY-GAME STATISTICS (PHI)												
Date	**Opp**		**GP/S**	**Tot**	**Solo**	**Sk**	**Int**	**PD**	**FF**	**FR**	**Snaps**	**Pct**
Sep 13	at Was	L	---	EAGLES PRACTICE SQUAD								
Sep 20	LAR	L	---	EAGLES PRACTICE SQUAD								
Sep 27	Cin	T	1/0	0	0	0.0	0	0	0	0	0	0%
Oct 4	at SF	W	1/0	0	0	0.0	0	0	0	0	0	0%
Oct 11	at Pit	L	1/0	0	0	0.0	0	0	0	0	0	0%
Oct 18	Bal	L	---	EAGLES PRACTICE SQUAD								
Oct 22	NYG	W	---	EAGLES PRACTICE SQUAD								
Nov 1	Dal	W	---	EAGLES PRACTICE SQUAD								
Nov 15	at NYG	L	---	EAGLES PRACTICE SQUAD								
Nov 22	at Cle	L	---	EAGLES PRACTICE SQUAD								
Nov 30	Sea	L	---	EAGLES PRACTICE SQUAD								
Dec 6	at GB	L	1/0	0	0	0.0	0	0	0	0	0	0%
Dec 13	NO	W	0/0	INACTIVE								
Dec 20	at Ari	L	0/0	INACTIVE								
Dec 27	at Dal	L	1/0	5	3	0.0	0	0	0	0	42	60%
Jan 3	Was	L	1/0	5	3	0.0	0	1	0	0	40	63%
Totals			**6/0**	**10**	**6**	**0.0**	**0**	**1**	**0**	**0**	**82**	**7%**



JHAMON AUSBON

WIDE RECEIVER | 48

(pronounced juh-MON OZ-bun)

Height: 6-2 **Weight:** 217 **DOB:** Sept. 3, 1999 (Age 21)
NFL Experience: Rookie *(1st with Eagles)* **Draft:** UDFA-21 by PHI
College: Texas A&M **Hometown (HS):** Houston, TX (IMG Academy - Bradenton, FL)

COLLEGE STATISTICS

			RECEIVING					OFF SNAPS	
Year	**College**	**GP**	**Rec**	**Yds**	**Avg**	**Lg**	**TD**	**No**	**Pct**
2017	Texas A&M	12	50	571	11.4	38	3	---	---
2018	Texas A&M	9	31	375	12.1	26	0	---	---
2019	Texas A&M	13	66	872	13.2	41	5	---	---
2020	Texas A&M	COVID-19 OPT-OUT							
Totals		**34**	**147**	**1,818**	**12.4**	**41**	**8**	**---**	**---**

COLLEGE HIGHLIGHTS

- Produced 147 receptions for 1,818 yards (12.4 avg.) and 8 TDs in 34 career games at Texas A&M (2017-20) ... Opted out of the 2020 season due to the COVID-19 pandemic
- Started all 13 games during his junior season in 2019 ... Led the Aggies with career highs in receptions (66), receiving yards (872) and receiving TDs (5, ranked 2nd on the team) ... Finished 6th in the conference in receiving yards and 7th in receptions
- Recorded 31 catches for 375 yards (12.1 avg.) and started in all nine games he appeared during his 2018 sophomore season
- Selected to the Freshman All-SEC Team after posting 571 yards and 3 TDs on 50 receptions (11.4) in 2017 ... Finished the year with the 8th-most receptions in the conference

BIRDSEED

- Prepped at IMG Academy (Bradenton, FL) as a high school senior in 2016 ... Helped lead IMG Academy to an 11-0 record and No. 2 national ranking by posting 18 receptions for 399 yards and 5 TDs, earning him Under Armour All-America recognition ... Spent his junior year at St. Thomas (TX) High School after he originally attended Episcopal (TX) High School in the Houston area

TRANSACTIONS

- **2021** - Signed by PHI as UDFA

Nicknames: Jah ... **Hobbies:** Hiking and camping in the mountains, traveling and making music ... **First job:** Worked at football camps ... **Guilty pleasure:** "I call myself a 'pancake connoisseur.' I go around and just try different pancakes." ... **Favorite TV show:** *Good Times* ... **Favorite meal:** Any breakfast food ... **Favorite sports moment:** Beating LSU in 7OT while at Texas A&M



GENARD AVERY

LINEBACKER | 58

(pronounced juh-NARD)

Height: 6-0 **Weight:** 250 **DOB:** April 26, 1995 (Age 26)
NFL Experience: 4th Year *(3rd with Eagles)* **Draft:** D5-18 (150th overall) by CLE **Acquired:** T-Cle-19
College: Memphis **Hometown (HS):** Grenada, MS (Grenada)

CAREER STATISTICS

			TACKLES					PASS DEFENSE					FUMBLES			DEF SNAPS	
Year	**Team**	**GP/S**	**Total**	**Solo**	**Asst**	**TFL**	**Sacks**	**Int**	**Yds**	**Lg**	**TD**	**PD**	**FF**	**FR**	**Yds**	**No**	**Pct**
2018	Cleveland	16/5	39	29	10	5	4.5	0	0	---	0	4	1	1	5	684	58%
2019	Cleveland	2/0	1	1	0	0	0.0	0	0	--	0	0	0	0	0	5	1%
	Philadelphia	8/0	2	1	1	1	0.5	0	0	--	0	0	0	0	0	33	3%
	Totals	*10/0*	*3*	*2*	*1*	*1*	*0.5*	*0*	*0*	--	*0*	*0*	*0*	*0*	*0*	---	---
2020	Philadelphia	11/0	14	10	4	4	1.5	0	0	--	0	1	0	0	0	126	11%
Totals		**37/5**	**56**	**41**	**15**	**10**	**6.5**	**0**	**0**	**--**	**0**	**5**	**1**	**1**	**5**	**---**	**---**
PLAYOFFS																	
2019	Philadelphia	0/0	0	0	0	0	0.0	0	0	--	0	0	0	0	0	0	0%
Totals		**0/0**	**0**	**0**	**0**	**0**	**0.0**	**0**	**0**	**--**	**0**	**0**	**0**	**0**	**0**	**---**	**---**

ADDITIONAL STATISTICS

Special Teams Tackles: 6 - 2020 (2), 2019 (3), 2018 (1)

CAREER HIGHS

Tackles	5	12/27/20 at Dal.
Sacks	1.0	5x, last: 10/4/20 at SF
INTs	--	---
PDs	1	5x, last: 10/18/20 vs. Bal.
FFs	1	9/9/18 vs. Pit.
FRs	1	10/21/18 at TB

When not playing football, he enjoys: Cutting grass and other farm work ... **If he wasn't a football player, he'd be:** Working with children ... **Favorite movie:** *American Gangster* ... **Favorite TV show:** *The Bernie Mac Show*

2020 SEASON - EAGLES

- Registered 14 tackles (10 solo), 4 TFLs, 1.5 sacks and 1 PD in 126 defensive snaps (11%) ... Also totaled 2 special teams tackles
- Posted a career-high 5 QB hits and also sacked 49ers QB **Nick Mullens** in the second quarter of the win at SF (10/4/20)

2019 SEASON - BROWNS & EAGLES

- Played in 147 special teams snaps (32%) and totaled 3 special teams tackles with the Eagles ... Saw action in 33 defensive snaps (3%) and recorded 3 tackles (2 solo), 1 TFL and 0.5 sacks

2018 SEASON - BROWNS

- Finished with the 7th-most sacks (4.5) by an NFL rookie ... Also produced 39 tackles (29 solo), 5 TFLs, 4 PDs, 1 FF and 1 FR
- Recovered a fumble in his first career start at TB (10/21/18)
- With less than one minute remaining in overtime, strip-sacked Steelers QB **Ben Roethlisberger** in his NFL debut at Pit. (9/9/18) ... Fumble was recovered by **Joe Schobert** to preserve the tie

COLLEGE HIGHLIGHTS

- Played in 50 career games (34 starts) at Memphis and finished with 232 tackles, 7 PDs, 4 FFs, and 1 FR ... Also returned 2 INTs for TDs ... Ranked 2nd in school history with 45.5 career TFLs as well as 3rd all-time with 21.5 career sacks
- As a senior in 2017, registered 7.0 sacks and established a Memphis single-season record with 22 TFLs ... Posted 2 INT-TDs and led the team with 5.0 sacks as a junior in 2016

BIRDSEED

- Attended Grenada (MS) High School, where he was named to the *Clarion-Ledger* 2013 All-State Team and received Mississippi 6A Region MVP honors after tallying 75 tackles, 3.5 sacks and 2 FFs as a senior ... Totaled 111 tackles, 6.0 sacks and 5 FFs as a junior, earning Class 6A All-State accolades ... Also was a Class 6A state champion powerlifter and lettered in track and field

GENARD AVERY LB | 58

GO BIRDS

2020 GAME-BY-GAME STATISTICS (PHI)

Date	Opp		GP/S	Tot	Solo	Sk	Int	PD	FF	FR	Snaps	Pct
Sep 13	at Was	L	1/0	3	0	0.5	0	0	0	0	20	29%
Sep 20	LAR	L	0/0	INACTIVE								
Sep 27	Cin	T	1/0	1	1	0.0	0	0	0	0	11	15%
Oct 4	at SF	W	1/0	1	1	1.0	0	0	0	0	16	22%
Oct 11	at Pit	L	1/0	1	1	0.0	0	0	0	0	14	19%
Oct 18	Bal	L	1/0	0	0	0.0	0	1	0	0	7	10%
Oct 22	NYG	W	1/0	0	0	0.0	0	0	0	0	0	0%
Nov 1	Dal	W	0/0	RESERVE/INJURED								
Nov 15	at NYG	L	0/0	RESERVE/INJURED								
Nov 22	at Cle	L	0/0	RESERVE/INJURED								
Nov 30	Sea	L	1/0	0	0	0.0	0	0	0	0	0	0%
Dec 6	at GB	L	0/0	INACTIVE								
Dec 13	NO	W	1/0	0	0	0.0	0	0	0	0	0	0%
Dec 20	at Ari	L	1/0	2	2	0.0	0	0	0	0	12	18%
Dec 27	at Dal	L	1/0	5	5	0.0	0	0	0	0	24	34%
Jan 3	Was	L	1/0	1	0	0.0	0	0	0	0	22	35%
Totals			**11/0**	**14**	**10**	**1.5**	**0**	**1**	**0**	**0**	**126**	**11%**

TRANSACTIONS

- **11/30/20** - Activated from Reserve/Injured ... **10/30/20** - Placed on Reserve/Injured ... **10/28/19** - Acquired by PHI from CLE in exchange for an undisclosed draft choice in 2021 ... **2018** - Drafted by CLE in 5th round (150th overall)

2019 GAME-BY-GAME STATISTICS (CLE & PHI)

Date	Opp		GP/S	Tot	Solo	Sk	Int	PD	FF	FR	Snaps	Pct
Sep 8	Ten	L	0/0	INACTIVE								
Sep 16	at NYJ	W	0/0	INACTIVE								
Sep 22	LAR	L	1/0	1	1	0.0	0	0	0	0	2	3%
Sep 29	at Bal	W	0/0	INACTIVE								
Oct 7	at SF	L	0/0	INACTIVE								
Oct 13	Sea	L	0/0	INACTIVE								
Oct 27	at NE	L	1/0	0	0	0.0	0	0	0	0	3	4%
ACQUIRED BY EAGLES FROM BROWNS (10/28/19)												
Nov 3	Chi	W	1/0	2	1	0.5	0	0	0	0	3	7%
Nov 17	NE	L	1/0	0	0	0.0	0	0	0	0	10	14%
Nov 24	Sea	L	1/0	0	0	0.0	0	0	0	0	2	3%
Dec 1	at Mia	L	1/0	0	0	0.0	0	0	0	0	5	7%
Dec 9	NYG	W	1/0	0	0	0.0	0	0	0	0	0	0%
Dec 15	at Was	W	1/0	0	0	0.0	0	0	0	0	4	8%
Dec 22	Dal	W	1/0	0	0	0.0	0	0	0	0	0	0%
Dec 29	at NYG	W	1/0	0	0	0.0	0	0	0	0	9	13%
Totals			**10/0**	**3**	**2**	**0.5**	**0**	**0**	**0**	**0**	**---**	**---**
PLAYOFFS												
Jan 5	Sea	L	0/0	INACTIVE								
Totals			**0/0**	**0**	**0**	**0.0**	**0**	**0**	**0**	**0**	**0**	**0%**

2018 GAME-BY-GAME STATISTICS (CLE)

Date	Opp		GP/S	Tot	Solo	Sk	Int	PD	FF	FR	Snaps	Pct
Sep 9	Pit	T	1/0	4	3	1.0	0	0	1	0	43	51%
Sep 16	at NO	L	1/0	1	1	0.0	0	0	0	0	21	32%
Sep 20	NYJ	W	1/0	1	1	0.0	0	1	0	0	36	57%
Sep 30	at Oak	L	1/0	3	2	0.5	0	0	0	0	42	46%
Oct 7	Bal	W	1/0	1	1	0.0	0	1	0	0	32	37%
Oct 14	LAC	L	1/0	0	0	0.0	0	0	0	0	23	38%
Oct 21	at TB	L	1/1	2	2	0.0	0	0	0	1	74	78%
Oct 28	at Pit	L	1/1	1	1	0.0	0	0	0	0	52	73%
Nov 4	KC	L	1/1	3	3	1.0	0	0	0	0	40	64%
Nov 11	Atl	W	1/0	3	1	0.0	0	0	0	0	53	71%
Nov 25	at Cin	W	1/1	4	3	0.0	0	0	0	0	49	66%
Dec 2	at Hou	L	1/0	3	1	1.0	0	0	0	0	33	43%
Dec 9	Car	W	1/1	4	2	0.0	0	1	0	0	60	81%
Dec 15	at Den	W	1/0	4	4	0.0	0	0	0	0	57	78%
Dec 23	Cin	W	1/0	4	3	1.0	0	1	0	0	39	83%
Dec 30	at Bal	L	1/0	1	1	0.0	0	0	0	0	30	39%
Totals			**16/5**	**39**	**29**	**4.5**	**0**	**4**	**1**	**1**	**684**	**58%**

KAYODE AWOSIKA

GUARD/TACKLE | 72

(pronounced KY-o-dee ah-woh-SHE-kah)

Height: 6-3 **Weight:** 312 **DOB:** Oct. 27, 1998 (Age 22)
NFL Experience: Rookie *(1st with Eagles)* **Draft:** UDFA-21 by PHI
College: Buffalo **Hometown (HS):** Maple Grove, MN (Maple Grove)

COLLEGE STATISTICS

			OFF SNAPS	
Year	**College**	**GP**	**No**	**Pct**
2017	Buffalo	5	---	---
2018	Buffalo	14	---	---
2019	Buffalo	11	---	---
2020	Buffalo	7	---	---
Totals		**37**	**---**	**---**

Nickname: Yoddie or Yode ... **Hobbies:** Playing 2K or *Call of Duty* ... **Desired talent:** Play guitar ... **Biggest influence in his life:** "My parents. They both moved from Nigeria and gave me a better life." ... **Favorite movie:** *Avengers Endgame* ... **Favorite athlete growing up:** LeBron James ... **Favorite music:** R&B or smooth rap ... **Favorite Quote:** "If you are going to do something, do it 100 percent."

COLLEGE HIGHLIGHTS

- A three-year starter, two-time captain and All-MAC selection at Buffalo (2017-20) ... Saw action in 37 games (32 starts), including 25 starts at RT and seven starts at LT, during his career
- Started all seven games at LT as a senior in 2020, earning first-team all-conference and second-team All-America honors while helping RB **Jaret Patterson** break numerous records ... Blocked for an offense that ranked 2nd in the nation in rushing yards per game (287.4) and allowed only 1 sack ... Unit was a semifinalist for the Joe Moore Award (given to the FBS' top OL) ... Also named to the 2020 Outland Trophy Preseason Watch List
- Voted a second-team All-MAC honoree after opening 11 games at RT in 2019 ... Part of a unit that was named honorable mention for the Joe Moore Award ... Helped block for an offense that rushed for a school-record 3,256 yards and allowed 8 sacks

BIRDSEED

- Is the son of Nigerian immigrants ... His first name translates to "Bringer of Joy" ... His father was Grand Chief of Ondo City, Nigeria, and an engineer before he and Kayode's mother moved to the United States ... His parents started their own business managing long-term care facilities in Minnesota
- Earned a bachelor's degree in business administration
- Attended Maple Grove (MN) High School, where he was named *USA Today* first-team All-Minnesota and first-team All-Metro as a senior ... Anchored an OL for a Crimson team that finished 9-3 overall and 6-2 in conference play ... Grew up playing soccer before switching to football and basketball in high school

TRANSACTIONS

- **2021** - Signed by PHI as UDFA

JaQuan Bailey

Defensive End | 66

Height: 6-2 **Weight:** 260 **DOB:** May 28, 1997 (Age 24)
NFL Experience: Rookie *(1st with Eagles)* **Draft:** UDFA-21 by PHI
College: Iowa State **Hometown (HS):** Jacksonville, FL (Raines)

COLLEGE STATISTICS

			TACKLES					PASS DEFENSE					FUMBLES			DEF SNAPS	
Year	**College**	**GP**	**Total**	**Solo**	**Asst**	**TFL**	**Sacks**	**Int**	**Yds**	**Lg**	**TD**	**PD**	**FF**	**FR**	**Yds**	**No**	**Pct**
2016	Iowa State	12	23	11	12	6	3.5	0	0	--	0	1	0	0	--	---	---
2017	Iowa State	13	34	19	15	11	7.0	0	0	--	0	3	2	0	--	---	---
2018	Iowa State	13	46	16	30	14.5	8.0	0	0	--	0	5	1	1	--	---	---
2019	Iowa State	4	10	2	8	0	0.0	0	0	--	0	1	0	0	--	---	---
2020	Iowa State	12	38	20	18	13	7.0	0	0	--	0	3	1	2	--	---	---
Totals		**54**	**151**	**68**	**83**	**44.5**	**25.5**	**0**	**0**	**--**	**0**	**13**	**4**	**3**	**--**	**---**	**---**

COLLEGE HIGHLIGHTS

- An All-America and All-Big 12 selection at Iowa State (2016-20) who registered 151 tackles (68 solo), 44.5 TFLs, 25.5 sacks, 13 PDs, 4 FFs and 3 FRs in 54 games (49 starts, tied for the most in program history) ... Finished his career as the Cyclones' all-time leader in both sacks (8th in Big 12 history) and TFLs
- As a redshirt senior in 2020, posted 38 tackles (20 solo) with 13 TFLs, 7.0 sacks, 3 PDs, 1 FF and 2 FRs ... Earned first- (FWAA, *Phil Steele*) and third-team All-America (*AP*) accolades and was voted first-team All-Big 12 ... Became the Cyclones' first All-American DL since **Mike Stensrud** in 1978 ... Selected to the East-West Shrine Bowl ... Additionally named to watch lists for the Bednarik Award, Nagurski Trophy and Ted Hendricks Award
- Voted Big 12 Defensive Player of the Week after recording single-game school records in sacks (3.5) and TFLs (4) while adding a career-high 7 tackles and 1 FR at TCU (9/26/20)
- Received second-team All-Big 12 honors as a junior in 2018, producing career highs in tackles (46), TFLs (14.5) and sacks (8.0) ... Named All-Big 12 honorable mention as a sophomore in 2017 as well as honorable mention Freshman All-America in 2016

BIRDSEED

- Majored in criminal justice at Iowa State
- Attending Raines (FL) High School, the alma mater of Eagles Pro Football Hall of Famers **Harold Carmichael** and **Brian Dawkins** and former Eagles Pro Bowl CB **Lito Sheppard** ... Played on the OL and DL ... As a senior, registered 89 tackles (37 solo), 25 TFLs and 14.0 sacks en route to all-state recognition
- Is the son of Joe and Valyrie Bailey ... Played alongside his twin brother, Joshua (DT), in high school and college

TRANSACTIONS

- **2021** - Signed by PHI as UDFA

DEREK BARNETT

DEFENSIVE END | 96

Height: 6-3 **Weight:** 259 **DOB:** June 25, 1996 (Age 25)
NFL Experience: 5th Year *(5th with Eagles)* **Draft:** D1-17 (14th overall) by PHI
College: Tennessee **Hometown (HS):** Brentwood, TN (Brentwood Academy)

All-Rookie: 2017 Super Bowl Champion: 2017 (LII)

CAREER STATISTICS

			TACKLES					PASS DEFENSE					FUMBLES			DEF SNAPS	
Year	**Team**	**GP/S**	**Total**	**Solo**	**Asst**	**TFL**	**Sacks**	**Int**	**Yds**	**Lg**	**TD**	**PD**	**FF**	**FR**	**Yds**	**No**	**Pct**
2017	Philadelphia	15/0	25	18	7	9	5.0	0	0	--	0	0	1	2	23	424	41%
2018	Philadelphia	6/6	19	13	6	4	2.5	0	0	--	0	0	0	0	0	235	23%
2019	Philadelphia	14/14	40	27	13	11	6.5	0	0	--	0	0	2	0	0	712	69%
2020	Philadelphia	13/10	40	28	12	9	5.5	0	0	--	0	0	0	0	0	534	49%
Totals		**47/30**	**124**	**86**	**38**	**33**	**19.5**	**0**	**0**	**--**	**0**	**0**	**3**	**2**	**23**	**---**	**---**
PLAYOFFS																	
2017	Philadelphia	3/0	3	3	0	1	1.0	0	0	--	0	0	1	1	-3	83	40%
2018	Philadelphia	0/0	RESERVE/INJURED (10/25/18)														
2019	Philadelphia	1/1	3	1	2	0	0.0	0	0	--	0	0	0	0	0	56	88%
Totals		**4/1**	**6**	**4**	**2**	**1**	**1.0**	**0**	**0**	**--**	**0**	**0**	**1**	**1**	**-3**	**---**	**---**

ADDITIONAL STATISTICS

Fumble Recovery TDs: 1 - 2017 (1) **Blocked FGs:** 2 - 2020 (1), 2017 (1) **Blocked FG Recoveries:** 1 - 2017 (1) **Blocked PATs:** 2 - 2019 (1), 2017 (1)

CAREER HIGHS

Tackles	6	2x, last: 12/1/19 at Mia.
Sacks	2.0	4x, last: 9/27/20 vs. Cin.
INTs	--	---
PDs	--	---
FFs	1	4x, last: 10/27/19 at Buf.
FRs	1	3x, last: 2/4/18 at NE (SB)

First job: Worked on a farm cutting grass and weeding ... **Bucket list:** Travel to Africa ... **Prized possessions:** His old college and high school jerseys ... **Desired talent:** Ability to sing ... **Best player he ever lined up against:** Jason Peters in practice ... **Player he models his game after:** Michael Bennett ... **Favorite movie:** *Boyz n the Hood* ... **Favorite meal:** Crab legs

CAREER HIGHLIGHTS

- Delivered on one of the most important plays in Eagles history when he recovered the fumble on **Brandon Graham**'s fourth-quarter strip-sack of Patriots QB **Tom Brady** in **Super Bowl LII** ... The takeaway set up a 46-yard FG by **Jake Elliott** that gave the Eagles a 41-33 lead with 1:05 remaining in the game
- Named to the PFWA **All-Rookie** Team in 2017

2020 SEASON - EAGLES

- Registered a career-high-tying 40 tackles (28 solo) along with 9 TFLs and 5.5 sacks in 534 defensive snaps (49%)
- Blocked a 47-yard FG attempt by Browns K **Cody Parkey** at Cle. (11/22/20) ... Marked his 4th career blocked kick
- Recorded a career-high-tying 2.0 sacks vs. Cin. (9/27/20)

2019 SEASON - EAGLES

- Produced career highs in tackles (40), TFLs (11), sacks (6.5), QB pressures and hits (32, tied) and FFs (2)
- Brought down Giants QB **Daniel Jones** twice in the 34-17, division-clinching win at NYG (12/29/19)
- Combined with **Fletcher Cox** to sack and force a fumble against Bills QB **Josh Allen** in the 31-13 victory at Buf. (10/27/19) ... Also blocked a PAT attempt by Bills K **Stephen Hauschka**

2018 SEASON - EAGLES

- Totaled 19 tackles (13 solo), 4 TFLs, 2.5 sacks and 15 QB pressures and hits before being placed on Reserve/Injured

2017 SEASON - EAGLES

- Posted 25 tackles (18 solo), 9 TFLs, 5.0 sacks, 1 FF and 2 FRs (including 1 TD) in his debut season ... His 5.0 sacks were the most by an Eagles rookie since **Fletcher Cox** in 2012 (5.5)

DEREK BARNETT DE | 96

GO BIRDS

2020 GAME-BY-GAME STATISTICS (PHI)

Date	Opp		GP/S	Tot	Solo	Sk	Int	PD	FF	FR	Snaps	Pct
Sep 13	at Was	L	0/0	INACTIVE								
Sep 20	LAR	L	1/0	4	3	0.0	0	0	0	0	33	48%
Sep 27	Cin	T	1/0	4	4	2.0	0	0	0	0	38	53%
Oct 4	at SF	W	1/0	4	2	0.5	0	0	0	0	43	59%
Oct 11	at Pit	L	1/1	2	1	0.0	0	0	0	0	49	65%
Oct 18	Bal	L	1/1	3	1	0.0	0	0	0	0	40	55%
Oct 22	NYG	W	1/1	3	2	1.0	0	0	0	0	38	63%
Nov 1	Dal	W	1/1	1	1	0.0	0	0	0	0	41	52%
Nov 15	at NYG	L	1/1	3	2	1.0	0	0	0	0	46	65%
Nov 22	at Cle	L	1/1	3	2	0.0	0	0	0	0	38	57%
Nov 30	Sea	L	1/1	4	2	1.0	0	0	0	0	40	60%
Dec 6	at GB	L	1/1	3	2	0.0	0	0	0	0	38	62%
Dec 13	NO	W	1/1	3	3	0.0	0	0	0	0	38	60%
Dec 20	at Ari	L	1/1	3	3	0.0	0	0	0	0	52	76%
Dec 27	at Dal	L	0/0	INACTIVE								
Jan 3	Was	L	0/0	INACTIVE								
Totals			**13/10**	**40**	**28**	**5.5**	**0**	**0**	**0**	**0**	**534**	**49%**

- Delivered on one of the most important plays in Eagles history when he recovered the fumble on **Brandon Graham**'s fourth-quarter strip-sack of Patriots QB **Tom Brady** in **Super Bowl LII** ... The takeaway set up a 46-yard FG by **Jake Elliott** that gave the Eagles a 41-33 lead with 1:05 remaining in the game
- Strip-sacked QB **Case Keenum** to halt a Vikings red zone drive in the NFC Championship win vs. Min. (1/21/18) ... Became the first Eagles rookie to record a strip-sack in a playoff game since **Derrick Burgess** on 1/27/02 at St. Louis
- Capped off the Eagles' 19-10 victory vs. Oak. (12/25/17) with a 23-yard fumble recovery TD as time expired ... Became the first Eagles rookie to register a fumble recovery TD since **Brian Rolle** on 11/7/11 vs. Chicago (22-yard TD)
- Blocked a PAT attempt by Giants K **Aldrick Rosas** in the 34-29 win at NYG (12/17/17) ... According to Elias Sports, the Eagles became the first NFL team to block a punt, FG and PAT in the same game since the Buffalo Bills on 11/24/91 at New England (blocked 2 FGs, 1 PAT and 1 punt)
- Led the Eagles with a career-high-tying 2.0 sacks in the 37-9 victory at Dal. (11/19/17), including his first career strip-sack (Cowboys QB **Dak Prescott**) that resulted in a 37-yard fumble recovery TD by **Nigel Bradham**
- Blocked and recovered a 49ers K **Robbie Gould** FG attempt in the third quarter of the 33-10 win vs. SF (10/29/17)
- Posted a career-high 2.0 sacks vs. Was. (10/23/17)

COLLEGE HIGHLIGHTS

- Played in 39 games (36 starts) during his three-year career at Tennessee, where he set a new school record with 33.0 sacks ... Surpassed the previous record of 32.0 set by Pro Football Hall of Famer and Eagles legend **Reggie White** (1980-83)
- Earned first-team All-America honors from the *Associated Press* as a junior in 2016 after registering a career-high 13.0 sacks with 56 total tackles, 19 TFLs, 16 hurries and 2 FFs

2019 GAME-BY-GAME STATISTICS (PHI)

Date	Opp		GP/S	Tot	Solo	Sk	Int	PD	FF	FR	Snaps	Pct
Sep 8	Was	W	1/1	4	3	0.0	0	0	0	0	52	81%
Sep 15	at Atl	L	1/1	3	3	0.0	0	0	0	0	50	76%
Sep 22	Det	L	1/1	3	2	0.0	0	0	0	0	43	67%
Sep 26	at GB	W	1/1	4	3	1.0	0	0	1	0	61	75%
Oct 6	NYJ	W	1/1	2	2	1.0	0	0	0	0	43	73%
Oct 13	at Min	L	1/1	2	1	0.0	0	0	0	0	57	80%
Oct 20	at Dal	L	1/1	2	2	1.0	0	0	0	0	53	76%
Oct 27	at Buf	W	1/1	2	0	0.5	0	0	1	0	53	85%
Nov 3	Chi	W	1/1	2	0	0.0	0	0	0	0	36	80%
Nov 17	NE	L	1/1	6	1	0.0	0	0	0	0	65	88%
Nov 24	Sea	L	1/1	1	1	0.0	0	0	0	0	53	82%
Dec 1	at Mia	L	1/1	6	6	1.0	0	0	0	0	50	69%
Dec 9	NYG	W	0/0	INACTIVE								
Dec 15	at Was	W	0/0	INACTIVE								
Dec 22	Dal	W	1/1	1	1	0.0	0	0	0	0	45	73%
Dec 29	at NYG	W	1/1	2	2	2.0	0	0	0	0	51	69%
Totals			**14/14**	**40**	**27**	**6.5**	**0**	**0**	**2**	**0**	**712**	**69%**
PLAYOFFS												
Jan 5	Sea	L	1/1	3	1	0.0	0	0	0	0	56	88%
Totals			**1/1**	**3**	**1**	**0.0**	**0**	**0**	**0**	**0**	**56**	**88%**

- Named second-team All-SEC by the *Associated Press* after leading the team with 10.0 sacks as a sophomore in 2015 ... Also received second-team All-SEC and Freshman All-America honors after setting a true-freshman school record with 10.0 sacks

BIRDSEED

- Majored in communication studies at Tennessee
- Prepped at Brentwood Academy (TN), where he earned all-state honors as a DE ... As a senior, recorded 60 tackles, 18 TFLs, 5.5 sacks and 1 FF and led his team to a state semifinal berth
- Considers his mother, Christine, his best friend and inspiration ... Christine, who works in a UPS warehouse and at times has held three jobs to support her children, instilled a humble attitude

TRANSACTIONS

- **4/28/20** - 5th-year option exercised by PHI ... **10/25/18** - Placed on Reserve/Injured ... **2017** - Drafted by PHI in 1st round (14th overall)

DEREK BARNETT DE | 96

GO BIRDS

2018 GAME-BY-GAME STATISTICS (PHI)

Date	Opp		GP/S	Tot	Solo	Sk	Int	PD	FF	FR	Snaps	Pct
Sep 6	Atl	W	1/1	2	1	0.0	0	0	0	0	40	57%
Sep 16	at TB	L	1/1	5	3	0.0	0	0	0	0	35	60%
Sep 23	Ind	W	1/1	5	3	1.5	0	0	0	0	38	64%
Sep 30	at Ten	L	1/1	3	2	1.0	0	0	0	0	54	76%
Oct 7	Min	L	0/0	INACTIVE								
Oct 11	at NYG	W	1/1	2	2	0.0	0	0	0	0	31	48%
Oct 21	Car	L	1/1	2	2	0.0	0	0	0	0	37	63%
Oct 28	at Jax	W	0/0	RESERVE/INJURED								
Nov 11	Dal	L	0/0	RESERVE/INJURED								
Nov 18	at NO	L	0/0	RESERVE/INJURED								
Nov 25	NYG	W	0/0	RESERVE/INJURED								
Dec 3	Was	W	0/0	RESERVE/INJURED								
Dec 9	at Dal	L	0/0	RESERVE/INJURED								
Dec 16	at LAR	W	0/0	RESERVE/INJURED								
Dec 23	Hou	W	0/0	RESERVE/INJURED								
Dec 30	at Was	W	0/0	RESERVE/INJURED								
Totals			**6/6**	**19**	**13**	**2.5**	**0**	**0**	**0**	**0**	**235**	**23%**
PLAYOFFS												
Jan 6	at Chi	W	0/0	RESERVE/INJURED								
Jan 13	at NO	L	0/0	RESERVE/INJURED								
Totals			**0/0**	**0**	**0**	**0.0**	**0**	**0**	**0**	**0**	**0**	**0%**

2017 GAME-BY-GAME STATISTICS (PHI)

Date	Opp		GP/S	Tot	Solo	Sk	Int	PD	FF	FR	Snaps	Pct
Sep 10	at Was	W	1/0	2	2	0.0	0	0	0	0	26	41%
Sep 17	at KC	L	1/0	1	1	0.0	0	0	0	0	21	40%
Sep 24	NYG	W	1/0	0	0	0.0	0	0	0	0	26	38%
Oct 1	at LAC	W	1/0	3	2	0.0	0	0	0	1	24	42%
Oct 8	Ari	W	1/0	0	0	0.0	0	0	0	0	26	43%
Oct 12	at Car	W	1/0	2	0	0.5	0	0	0	0	39	48%
Oct 23	Was	W	1/0	3	3	2.0	0	0	0	0	36	56%
Oct 29	SF	W	1/0	2	2	0.0	0	0	0	0	34	52%
Nov 5	Den	W	1/0	3	3	0.0	0	0	0	0	29	45%
Nov 19	at Dal	W	1/0	4	2	2.0	0	0	1	0	32	51%
Nov 26	Chi	W	1/0	0	0	0.0	0	0	0	0	26	47%
Dec 3	at Sea	L	1/0	1	0	0.5	0	0	0	0	26	42%
Dec 10	at LAR	W	1/0	0	0	0.0	0	0	0	0	17	35%
Dec 17	at NYG	W	1/0	2	2	0.0	0	0	0	0	42	48%
Dec 25	Oak	W	1/0	2	1	0.0	0	0	0	1	20	29%
Dec 31	Dal	L	0/0	INACTIVE								
Totals			**15/0**	**25**	**18**	**5.0**	**0**	**0**	**1**	**2**	**424**	**41%**
PLAYOFFS												
Jan 13	Atl	W	1/0	0	0	0.0	0	0	0	0	16	25%
Jan 21	Min	W	1/0	2	2	1.0	0	0	1	0	33	49%
Feb 4	at NE	W	1/0	1	1	0.0	0	0	0	1	34	45%
Totals			**3/0**	**3**	**3**	**1.0**	**0**	**0**	**1**	**1**	**83**	**40%**

MULTI-SACK GAMES (5)

Date	Opponent	Sacks
9/27/20	vs. Cincinnati Bengals (T, 23-23)	2.0
12/29/19	at New York Giants (W, 34-17)	2.0
11/19/17	at Dallas Cowboys (W, 37-9)	2.0
10/23/17	vs. Washington (W, 34-24)	2.0
9/23/18	vs. Indianapolis Colts (W, 20-16)	1.5

SHAUN BRADLEY

LINEBACKER | 54

Height: 6-1 **Weight:** 240 **DOB:** April 8, 1997 (Age 24)
NFL Experience: 2nd Year *(2nd with Eagles)* **Draft:** D6a-20 (196th overall) by PHI
College: Temple **Hometown (HS):** Mount Holly, NJ (Rancocas Valley)

CAREER STATISTICS

			TACKLES					PASS DEFENSE					FUMBLES			DEF SNAPS	
Year	**Team**	**GP/S**	**Total**	**Solo**	**Asst**	**TFL**	**Sacks**	**Int**	**Yds**	**Lg**	**TD**	**PD**	**FF**	**FR**	**Yds**	**No**	**Pct**
2020	Philadelphia	15/0	6	4	2	1	0.0	0	0	--	0	0	0	0	0	76	7%
Totals		**15/0**	**6**	**4**	**2**	**1**	**0.0**	**0**	**0**	**--**	**0**	**0**	**0**	**0**	**0**	**---**	**---**

ADDITIONAL STATISTICS

Special Teams Tackles: 12 - 2020 (12)

CAREER HIGHS

Tackles	2	12/27/20 at Dal.
Sacks	--	---
INTs	--	---
PDs	--	---
FFs	--	---
FRs	--	---

2020 GAME-BY-GAME STATISTICS (PHI)

Date	Opp		GP/S	Tot	Solo	Sk	Int	PD	FF	FR	Snaps	Pct
Sep 13	at Was	L	1/0	1	1	0.0	0	0	0	0	8	11%
Sep 20	LAR	L	1/0	0	0	0.0	0	0	0	0	0	0%
Sep 27	Cin	T	1/0	0	0	0.0	0	0	0	0	0	0%
Oct 4	at SF	W	1/0	0	0	0.0	0	0	0	0	2	3%
Oct 11	at Pit	L	1/0	1	1	0.0	0	0	0	0	4	5%
Oct 18	Bal	L	1/0	1	1	0.0	0	0	0	0	32	44%
Oct 22	NYG	W	1/0	0	0	0.0	0	0	0	0	1	2%
Nov 1	Dal	W	1/0	0	0	0.0	0	0	0	0	0	0%
Nov 15	at NYG	L	1/0	1	0	0.0	0	0	0	0	5	7%
Nov 22	at Cle	L	1/0	0	0	0.0	0	0	0	0	0	0%
Nov 30	Sea	L	1/0	0	0	0.0	0	0	0	0	0	0%
Dec 6	at GB	L	1/0	0	0	0.0	0	0	0	0	3	5%
Dec 13	NO	W	1/0	0	0	0.0	0	0	0	0	10	16%
Dec 20	at Ari	L	1/0	0	0	0.0	0	0	0	0	0	0%
Dec 27	at Dal	L	1/0	2	1	0.0	0	0	0	0	11	16%
Jan 3	Was	L	0/0	RESERVE/INJURED								
Totals			**15/0**	**6**	**4**	**0.0**	**0**	**0**	**0**	**0**	**76**	**7%**

2020 SEASON - EAGLES

- Appeared in 15 games as a rookie ... Registered 6 tackles (4 solo) and 1 TFL in 76 defensive snaps (7%) ... Ranked 2nd on the team with 282 special teams snaps (66%), trailing only **Alex Singleton** (296, 70%) ... Also finished with the 2nd-most special teams tackles (12) on the team, behind **Rudy Ford** (13)

COLLEGE HIGHLIGHTS

- Totaled 256 tackles, 22 TFLs, 8 PDs, 3 INTs, 3 FFs, 1.0 sack and 1 FR in 50 career games at Temple ... Selected to the 2019 Chuck Bednarik Award and Bronko Nagurski Trophy watch lists and was an All-AAC honoree ... Recorded a team-leading, career-high 87 tackles with 8 TFLs, 3 PDs, 1 FF and 1 FR as a senior

BIRDSEED

- Traveled to Japan with head coach Geoff Collins and seven other Temple players for a week of football clinics and culture in 2018 ... Majored in adult and organizational development
- Played RB and DB at Rancocas Valley (NJ) High School ... Named first-team all-county after rushing for 1,467 yards and 22 TDs as a senior ... Also lettered in basketball and track and earned Rancocas Valley Male Athlete of the Year honors in 2014-15
- Originally born in Westhampton, NJ ... Is the son of Ashley (biological mother) and Jamar Smith and Lydia and Marcus (biological father) Bradley ... Has four siblings: two sisters (Gianna and Genesys Smith) and two brothers (Cameron and Alex Bradley)

TRANSACTIONS

- **1/1/21** - Placed on Reserve/Injured ... **2020** - Drafted by PHI in 6th round (196th overall)

First job: IHOP ... **Bucket list:** Travel to Bora Bora ... **If he could play another sport, what position/team:** Shooting guard, Los Angeles Lakers ... **Favorite athletes growing up:** LaDanian Tomlinson, Kobe Bryant ... **Favorite quote:** "You miss 100 percent of the shots you don't take." ... **Favorite movie:** *Bad Boys* ... **Favorite TV show:** *Martin* ... **Favorite music:** Shy Glizzy, Tsu Surf, Rod Wave, Lil Baby, G Herbo ... **Favorite throwback jersey:** Kobe Bryant, Lower Merion High School



BRANDON BROOKS

GUARD | 79

Height: 6-5 **Weight:** 335 **DOB:** Aug. 19, 1989 (Age 32)
NFL Experience: 10th Year *(6th with Eagles)* **Draft:** D3b-12 (76h overall) by HOU **Acquired:** FA-Hou-16
College: Miami (OH) **Hometown (HS):** Milwaukee, WI (Riverside University)

Pro Bowl: 2018, 2019, 2020 **Super Bowl Champion:** 2017 (LII)

CAREER STATISTICS

			STARTS		OFF SNAPS	
Year	**Team**	**GP/S**	**LG**	**RG**	**No**	**Pct**
2012	Houston	6/0	0	0	110	10%
2013	Houston	15/15	0	15	1,043	93%
2014	Houston	15/15	0	15	985	89%
2015	Houston	14/14	1	13	981	83%
2016	Philadelphia	14/14	0	14	991	87%
2017	Philadelphia	16/16	0	16	1,077	95%
2018	Philadelphia	16/16	0	16	1,087	99%
2019	Philadelphia	16/16	0	16	1,064	90%
2020	Philadelphia	0/0	RESERVE/PUP (9/5/20)			
Totals		**112/106**	**1**	**105**	**---**	**---**
PLAYOFFS						
2012	Houston	2/0	0	0	63	40%
2015	Houston	1/1	0	1	64	100%
2017	Philadelphia	3/3	0	3	207	100%
2018	Philadelphia	2/2	0	2	82	69%
2019	Philadelphia	0/0	RESERVE/INJURED (1/1/20)			
Totals		**8/6**	**0**	**6**	**---**	**---**

First jersey: Ray Allen, Milwaukee Bucks ... **If he could be any superhero:** Deadpool, The Flash or Wolverine ... **First job:** Worked on the grounds crew in college at Miami (OH), landscaped and poured concrete ... **Best players he has faced:** Geno Atkins and Ndamukong Suh ... **Hobbies:** Golfing and reading ... **Favorite Halloween costume:** The Black Ranger from *Power Rangers* ... **Favorite throwback jerseys:** Reggie White, Philadelphia Eagles; Satchel Paige; George Gervin ... **Favorite Philadelphia restaurant:** Ralph's Italian Restaurant ... **Favorite books:** *Zero to One* by Peter Thiel, *Outliers* by Malcolm Gladwell, and *The Road to Character* by David Brooks

CAREER HIGHLIGHTS

- A three-time **Pro Bowl** honoree (2018, '19, '20) and key member of Philadelphia's **Super Bowl LII** championship team ... His three Pro Bowl nods are the most by any G in franchise history
- In 2019, was part of an OL that became the fourth unit in Eagles history to send three players to the Pro Bowl (also **Lane Johnson** and **Jason Kelce**) ... Surrendered only 2 sacks in 1,064 offensive snaps (90%) and helped the team rank 3rd in red zone TD efficiency (66.7%) and 4th in third-down conversion rate (45.4%)
- Allowed just 1 sack in 1,087 offensive snaps (99%) in 2018
- Blocked for one of the most dominant OLs in the NFL during the Eagles' **Super Bowl LII**-winning season in 2017 ... Did not allow a sack in 1,077 offensive snaps (95%) ... Helped Philadelphia lead the league in red zone offense (65.5%) and rank 3rd in rushing offense (132.2 ypg) and offensive points per game (26.3)
- Gave up only 1 sack in 991 offensive snaps (87%) in 2016
- With the Texans in 2015, paved the way for the NFL's 5th-ranked rushing offense (135.1 ypg, 2nd-most in franchise history) on a unit that gave up the 4th-fewest sacks (26) in the league

COLLEGE HIGHLIGHTS

- Started 41 of 45 games played at Miami (OH) ... A three-time All-Mid-American Conference selection ... Registered 287 knockdowns and 47 TD-resulting blocks, including 35 TD-resulting blocks on the RedHawks' 40 rushing TDs during his career
- Made the switch to RG during his senior season in 2011, starting in all 12 games ... Earned all-conference recognition as well as an appearance in the East-West Shrine Game
- Missed the beginning of his junior year in 2010 with an injury but returned to start two games at LT and four games at LG, helping Miami (OH) go 6-0 in those contests ... Despite the limited time, received All-MAC second-team honors for the second consecutive season (also 2009, when he posted 12 TD-resulting blocks) ... Named the RedHawks' Freshman of the Year in 2008

BIRDSEED

- In May 2018, returned to his alma mater at Miami (OH) to deliver a commencement speech to a graduating class of more than 4,000 students ... His inspirational speech highlighted his battle with anxiety and also touched on the importance of having a positive outlook on life ... "I am proud of a number of accomplishments I achieved this year – Pro Bowl, Super Bowl – but I am especially proud of defeating the anxiety that has affected me in the past. Truth be told, today I'm feeling a little anxious, but I've learned through therapy to not worry or care about making a mistake. Why? The best thing about life is that it goes on."

TRANSACTIONS

- **9/5/20** - Placed on Reserve/Physically Unable to Perform ... **8/4/20** - Placed on Active/Physically Unable to Perform ... **1/1/20** - Placed on Reserve/Injured ... **11/11/19** - Signed by PHI to 4-year contract extension ... **3/9/16** - Agreed to terms with PHI on 5-year contract ... **2012** - Drafted by HOU in 3rd round (76th overall)

HAKEEM BUTLER

WIDE RECEIVER | 89

Height: 6-5 **Weight:** 227 **DOB:** May 16, 1996 (Age 25)
NFL Experience: 1st Year *(1st with Eagles)* **Draft:** D4-19 (103rd overall) by ARI **Acquired:** PS-Car-20
College: Iowa State **Hometown (HS):** Fort Bend, TX (Travis)

CAREER STATISTICS

			RECEIVING					OFF SNAPS	
Year	**Team**	**GP/S**	**Rec**	**Yds**	**Avg**	**Lg**	**TD**	**No**	**Pct**
2019	Arizona	0/0	RESERVE/INJURED (8/25/19)						
2020	Philadelphia	2/0	0	0	---	--	0	1	1%
Totals		**2/0**	**0**	**0**	**---**	**--**	**0**	**---**	**---**

ADDITIONAL STATISTICS

Special Teams Tackles: 1 - 2020 (1)

CAREER HIGHS

Receptions	--	---
Receiving Yards	--	---
Receiving Long	--	---
Receiving TDs	--	---

Bucket list: Climb Mount Everest ... **Prized possession:** Signed Kobe Bryant jersey ... **Moment left starstruck:** Meeting Andre 3000 at New York Fashion Week ... **If he could play another sport, what position/team:** Shortstop, New York Yankees ... **Favorite TV show:** *The Office* ... **Favorite movie:** Any Christopher Nolan movie ... **Favorite music artist:** Kanye West

2020 GAME-BY-GAME STATISTICS (CAR & PHI)

				RECEIVING					SNAPS	
Date	**Opp**		**GP/S**	**Rec**	**Yds**	**Avg**	**Lg**	**TD**	**No**	**Pct**
NOT ON NFL ROSTER										
Sep 20	at TB	L	---	PANTHERS PRACTICE SQUAD						
Sep 27	at LAC	W	---	PANTHERS PRACTICE SQUAD						
SIGNED BY PHI TO ACTIVE ROSTER FROM CAR PRACTICE SQUAD (9/29/20)										
Oct 4	at SF	W	0/0	INACTIVE						
Oct 11	at Pit	L	0/0	INACTIVE						
Oct 18	Bal	L	1/0	0	0	---	--	0	0	0%
Oct 22	NYG	W	1/0	0	0	---	--	0	1	0%
WAIVED BY EAGLES (10/31/20); SIGNED BY PHI TO PRACTICE SQUAD (11/2/20)										
Nov 15	at NYG	L	---	EAGLES PRACTICE SQUAD						
Nov 22	at Cle	L	---	EAGLES PRACTICE SQUAD						
Nov 30	Sea	L	---	EAGLES PRACTICE SQUAD						
Dec 6	at GB	L	---	EAGLES PRACTICE SQUAD						
Dec 13	NO	W	---	EAGLES PRACTICE SQUAD						
Dec 20	at Ari	L	---	EAGLES PRACTICE SQUAD						
Dec 27	at Dal	L	---	EAGLES PRACTICE SQUAD						
Jan 3	Was	L	---	EAGLES PRACTICE SQUAD						
Totals			**2/0**	**0**	**0**	**---**	**--**	**0**	**1**	**1%**

2020 SEASON - EAGLES

- Appeared in two games and saw action in 1 offensive snap and 29 special teams snaps (7%), recording 1 special teams tackle

COLLEGE HIGHLIGHTS

- Played collegiately at Iowa State, where he registered 110 receptions for 2,149 yards (4th in program history) and 18 TDs (3rd in program history) in 37 career games
- Received second-team All-America, first-team All-Big 12 and *USA Today* All-Bowl Team recognition after posting 60 catches for a school-record 1,318 yards and 9 TDs (2nd in program history) in 13 starts as a junior in 2018 ... His 22.0 yards per reception set a single-season school record and ranked 3rd in the nation ... Also a member of the Biletnikoff Award watch list and a semifinalist for the Earl Campbell Tyler Rose Award
- Named an honorable mention All-Big 12 selection after totaling 41 catches for 697 yards and 7 TDs in 13 games (six starts) as a sophomore during the 2017 season

BIRDSEED

- Prepped at Travis (TX) High School and was a two-sport standout in football and basketball ... Earned all-conference honors with 28 catches for 378 yards and 5 TDs as a senior in 2014 ... Averaged double figures on the hardwood during his junior year
- Originally born in Baltimore, MD ... Moved to Texas to live with his aunt and uncle after his mother, Sheryl, passed away from breast cancer when he was 16 years old
- Is the cousin of Aaron and Andrew Harrison, who are former Kentucky basketball stars who currently play professionally

TRANSACTIONS

- **1/4/21** - Signed by PHI to reserve/future contract ... **11/2/20** - Signed by PHI to practice squad ... **10/31/20** - Waived by PHI ... **9/29/20** - Signed by PHI to active roster from CAR practice squad ... **9/18/20** - Signed by CAR to practice squad ... **9/4/20** - Waived by ARI ... **8/25/19** - Placed on Reserve/Injured ... **2019** - Drafted by ARI in 4th round (103rd overall)



LE'RAVEN CLARK

TACKLE | 61

Height: 6-5 **Weight:** 311 **DOB:** April 22, 1993 (Age 28)
NFL Experience: 6th Year *(1st with Eagles)* **Draft:** D3-16 (82nd overall) by IND **Acquired:** FA-Ind-21
College: Texas Tech **Hometown (HS):** Rockdale, TX (Rockdale)

CAREER STATISTICS

			STARTS			OFF SNAPS	
Year	**Team**	**GP/S**	**LT**	**RG**	**RT**	**No**	**Pct**
2016	Indianapolis	8/3	0	1	2	200	18%
2017	Indianapolis	15/5	0	5	0	323	31%
2018	Indianapolis	12/4	4	0	0	365	32%
2019	Indianapolis	0/0	0	0	0	0	0%
2020	Indianapolis	12/3	2	0	1	148	14%
Totals		**47/15**	**6**	**6**	**3**	**---**	**---**
PLAYOFFS							
2018	Indianapolis	0/0	0	0	0	0	0%
2020	Indianapolis	0/0	RESERVE/INJURED (12/9/20)				
Totals		**0/0**	**0**	**0**	**0**	**0**	**0%**

CAREER HIGHLIGHTS

- Appeared in 148 offensive snaps (14%) over 12 games in 2020 ... Made starts at both the LT (two) and RT (one) positions
- Saw action in a career-high 365 offensive snaps (32%) in 2018, playing in 12 contests with four starts at LT
- Logged career highs in games (15) and starts (five at RG) during the 2017 season, appearing in 323 offensive snaps (31%)
- Played in eight contests as a rookie, including starts at RG (one) and RT (two) ... Combined for 200 offensive snaps (18%)

COLLEGE HIGHLIGHTS

- Started all 51 games and anchored the Red Raiders' OL during his four-year collegiate career at Texas Tech ... Voted a team captain and earned second-team All-America honors following his senior season ... Also tabbed a three-time All-Big 12 first-team selection in each of his first three years playing LT from 2013-15

BIRDSEED

- Enjoys woodworking as a hobby during his free time ... Has created furniture for his own house and also uses items he makes as gifts ... Buys the materials himself or gets them donated from friends and doesn't sell any of the finished products
- Attended Rockdale (TX) High School, where he was selected an Under Armour All-American ... Ranked as a four-star prospect by *Scout.com* and a three-star recruit by *Rivals.com* and *ESPN.com* ... Tabbed an all-state selection as a senior ... Earned District 23-3A honors on both the OL and DL his junior and senior years

TRANSACTIONS

- **8/14/21** - Activated from Active/PUP ...**7/28/21** - Placed on Active/PUP ... **5/19/21** - Signed by PHI ... **12/9/20** - Placed on Reserve/Injured ... **3/20/20** - Re-signed by IND ... **2016** - Drafted by IND in 3rd round (82nd overall)

Nicknames: "Raven, Crow, Meathead, Nibbles. That's just a few." ... **Hobbies:** Fishing, hunting, furniture making ... **Favorite movie:** *Forrest Gump* ... **Favorite music artist:** Lil Boosie ... **Favorite food:** Cornbread and milk ... **Strangest thing he's ever eaten:** "I wouldn't consider them strange. I'm from a small country town, so we hunt and fish a lot. Squirrels and rabbits are like common things." ... **If he could have dinner with three people, living or dead:** Bill Dance, Bernie Mac and Red Foxx

BLAKE COUNTESS

SAFETY | 36

Height: 5-10 **Weight:** 191 **DOB:** Aug. 8, 1993 (Age 28)
NFL Experience: 5th Year *(1st with Eagles)* **Draft:** D6-16 (196th overall) by PHI **Acquired:** FA-21
College: Auburn **Hometown (HS):** Olney, MD (Our Lady of Good Counsel)

CAREER STATISTICS

			TACKLES					PASS DEFENSE					FUMBLES			DEF SNAPS	
Year	**Team**	**GP/S**	**Total**	**Solo**	**Asst**	**TFL**	**Sacks**	**Int**	**Yds**	**Lg**	**TD**	**PD**	**FF**	**FR**	**Yds**	**No**	**Pct**
2016	L.A. Rams	5/2	19	11	8	0	1.0	0	0	--	0	0	0	0	0	141	13%
2017	L.A. Rams	16/1	16	12	4	1	0.0	1	19	19	0	1	0	0	0	164	15%
2018	L.A. Rams	16/1	4	2	2	0	0.0	1	0	0	0	2	0	0	0	58	6%
2019	N.Y. Jets	6/0	0	0	0	0	0.0	0	0	--	0	0	0	0	0	0	0%
2020	Philadelphia	2/0	4	3	1	0	0.0	0	0	--	0	0	0	0	0	6	1%
Totals		**45/4**	**43**	**28**	**15**	**1**	**1.0**	**2**	**19**	**19**	**0**	**3**	**0**	**0**	**0**	**---**	**---**
PLAYOFFS																	
2017	L.A. Rams	1/0	1	1	0	0	0.0	0	0	--	0	0	0	0	0	1	1%
2018	L.A. Rams	3/0	0	0	0	0	0.0	0	0	--	0	0	0	0	0	7	4%
Totals		**4/0**	**1**	**1**	**0**	**0**	**0.0**	**0**	**0**	**--**	**0**	**0**	**0**	**0**	**0**	**---**	**---**

ADDITIONAL STATISTICS

Kickoff Returns: 17-419 - 2018 (17-419) **Blocked Punt Return TDs:** 2 - 2018 (1), 2017 (1)

Special Teams Tackles: 13 - 2018 (5), 2017 (7), 2016 (1) **Postseason Special Teams Tackles:** 1 - 2017 (1)

CAREER HIGHS

Tackles	11	12/24/16 vs. SF
Sacks	1.0	12/24/16 vs. SF
INTs	1	2x, last: 12/30/18 vs. SF
PDs	1	3x, last: 12/30/18 vs. SF
FFs	--	---
FRs	--	---

Hobbies: Bowling (began with friends at Michigan in 2015 at an alley that offered two-dollar games on Thursday nights ... **Bucket list:** Bowl a perfect 300, go skydiving ... **Current/former players he admires:** Tyrann Mathieu and Deion Sanders

2018 SEASON - RAMS

- Played a key role on Los Angeles' special teams units en route to a Super Bowl LIII appearance ... Led the Rams in special teams tackles (5) for a second consecutive season and also ranked 3rd on the team in special teams snaps (356, 75%)
- Intercepted a third-down attempt by 49ers QB **Nick Mullens** intended for TE **George Kittle** in the win vs. SF (12/30/18)
- Recovered a blocked punt of Chargers P **Drew Kaser** by LB **Cory Littleton** in the end zone for a TD vs. LAC (9/23/18)

2017 SEASON - RAMS

- Produced a team-leading, career-high 7 special teams tackles ... Ranked 2nd on the Rams in special teams snaps (325, 65%)
- Returned a blocked punt of Eagles P **Donnie Jones** by WR **Mike Thomas** 16 yards for a TD vs. Phi. (12/10/17)
- Notched his first career INT off of Texans QB **Tom Savage** and returned it 19 yards in the 33-7 win vs. Hou. (11/12/17)

2016 SEASON - RAMS

- Finished his rookie season with a career-high 19 tackles
- Posted a career-high 11 tackles (8 solo) as well as his first career sack (49ers QB **Colin Kaepernick**) vs. SF (12/24/16)

COLLEGE HIGHLIGHTS

- As a graduate transfer at Auburn in 2015, opened all 13 contests and compiled a career-high 71 tackles, 11 PDs and 2 INTs
- Earned three letters at Michigan prior to transferring to Auburn ... Appeared in 38 games (30 starts) and garnered All-Big Ten honorable mention recognition from the coaches in 2014 and All-Big Ten first team honors from the media in 2013 ... Also named to the Big Ten All-Freshman Team in 2011

BLAKE COUNTESS S | 36

GO BIRDS

2020 GAME-BY-GAME STATISTICS (PHI)

Date	Opp		GP/S	Tot	Solo	Sk	Int	PD	FF	FR	Snaps	Pct
NOT ON NFL ROSTER												
NOT ON NFL ROSTER												
NOT ON NFL ROSTER												
NOT ON NFL ROSTER												
NOT ON NFL ROSTER												
NOT ON NFL ROSTER												
NOT ON NFL ROSTER												
NOT ON NFL ROSTER												
NOT ON NFL ROSTER												
NOT ON NFL ROSTER												
NOT ON NFL ROSTER												
NOT ON NFL ROSTER												
SIGNED BY EAGLES TO PRACTICE SQUAD (12/16/20)												
Dec 20	at Ari	L	1/0	0	0	0.0	0	0	0	0	0	0%
Dec 27	at Dal	L	---	EAGLES PRACTICE SQUAD								
Jan 3	Was	L	1/0	4	3	0.0	0	0	0	0	6	10%
Totals			**2/0**	**4**	**3**	**0.0**	**0**	**0**	**0**	**0**	**6**	**1%**

2019 GAME-BY-GAME STATISTICS (NYJ)

Date	Opp		GP/S	Tot	Solo	Sk	Int	PD	FF	FR	Snaps	Pct
NOT ON NFL ROSTER												
NOT ON NFL ROSTER												
NOT ON NFL ROSTER												
NOT ON NFL ROSTER												
SIGNED BY JETS (10/15/19)												
Oct 21	NE	L	1/0	0	0	0.0	0	0	0	0	0	0%
Oct 27	at Jax	L	1/0	0	0	0.0	0	0	0	0	0	0%
Nov 3	at Mia	L	1/0	0	0	0.0	0	0	0	0	0	0%
Nov 10	NYG	W	0/0	INACTIVE								
Nov 17	at Was	W	1/0	0	0	0.0	0	0	0	0	0	0%
Nov 24	Oak	W	1/0	0	0	0.0	0	0	0	0	0	0%
Dec 1	at Cin	L	0/0	INACTIVE								
Dec 8	Mia	W	1/0	0	0	0.0	0	0	0	0	0	0%
Dec 12	at Bal	L	0/0	DID NOT PLAY								
Dec 22	Pit	W	0/0	INACTIVE								
Dec 29	at Buf	W	0/0	INACTIVE								
Totals			**6/0**	**0**	**0**	**0.0**	**0**	**0**	**0**	**0**	**0**	**0%**

2018 GAME-BY-GAME STATISTICS (LAR)

Date	Opp		GP/S	Tot	Solo	Sk	Int	PD	FF	FR	Snaps	Pct
Sep 10	at Oak	W	1/0	0	0	0.0	0	0	0	0	0	0%
Sep 16	Ari	W	1/0	0	0	0.0	0	0	0	0	10	22%
Sep 23	LAC	W	1/0	0	0	0.0	0	0	0	0	0	0%
Sep 27	Min	W	1/0	0	0	0.0	0	0	0	0	0	0%
Oct 7	at Sea	W	1/0	0	0	0.0	0	0	0	0	0	0%
Oct 14	at Den	W	1/0	0	0	0.0	0	0	0	0	0	0%
Oct 21	at SF	W	1/0	1	1	0.0	0	1	0	0	11	19%
Oct 28	GB	W	1/0	0	0	0.0	0	0	0	0	0	0%
Nov 4	at NO	L	1/0	0	0	0.0	0	0	0	0	0	0%
Nov 11	Sea	W	1/0	0	0	0.0	0	0	0	0	0	0%
Nov 19	KC	W	1/0	0	0	0.0	0	0	0	0	0	0%
Dec 2	at Det	W	1/0	0	0	0.0	0	0	0	0	0	0%
Dec 9	at Chi	L	1/0	0	0	0.0	0	0	0	0	2	3%
Dec 16	Phi	L	1/0	0	0	0.0	0	0	0	0	0	0%
Dec 23	at Ari	W	1/0	1	0	0.0	0	0	0	0	14	26%
Dec 30	SF	W	1/1	2	1	0.0	1	1	0	0	21	34%
Totals			**16/1**	**4**	**2**	**0.0**	**1**	**2**	**0**	**0**	**58**	**6%**
PLAYOFFS												
Jan 12	Dal	W	1/0	0	0	0.0	0	0	0	0	2	3%
Jan 20	at NO	W	1/0	0	0	0.0	0	0	0	0	4	6%
Feb 3	NE	L	1/0	0	0	0.0	0	0	0	0	1	1%
Totals			**3/0**	**0**	**0**	**0.0**	**0**	**0**	**0**	**0**	**7**	**4%**

BIRDSEED

- Earned a degree from Michigan in sport management ... Enrolled at Auburn to pursue his master's in adult education
- Played DB and WR at Our Lady of Good Counsel (MD) High School, winning back-to-back Washington Catholic Athletic Conference titles ... Finished his high school career with 44 PDs and earned a spot in the U.S. Army All-American game
- Is the son of Wendell and Melody Countess and has a brother and a sister ... Originally born in Owings Mills, MD

TRANSACTIONS

- **8/9/21** - Signed by PHI ... **3/9/21** - Released by PHI ... **1/4/21** - Signed by PHI to reserve/future contract ... **1/2/21** - Elevated by PHI from practice squad as COVID-19 replacement for Week 17 vs. Washington ... **12/19/20** - Elevated by PHI from practice squad for Week 15 at Arizona ... **12/16/20** - Signed by PHI to practice squad ... **3/11/20** - Released by NYJ ... **10/15/19** - Signed by NYJ ... **8/13/19** - Waived by PHI ... **5/3/19** - Claimed off waivers by PHI ... **5/2/19** - Waived by LAR ... **3/12/19** - Signed by LAR ... **11/18/16** - Signed by LAR to active roster from practice squad ... **9/6/16** - Signed by LAR to practice squad ... **9/3/16** - Waived by PHI ... **2016** - Drafted by PHI in 6th round (196th overall)

BLAKE COUNTESS S | 36

GO BIRDS

2017 GAME-BY-GAME STATISTICS (LAR)

Date	Opp		GP/S	Tot	Solo	Sk	Int	PD	FF	FR	Snaps	Pct
Sep 10	Ind	W	1/0	2	2	0.0	0	0	0	0	14	28%
Sep 17	Was	L	1/0	1	1	0.0	0	0	0	0	9	13%
Sep 21	at SF	W	1/0	0	0	0.0	0	0	0	0	0	0%
Oct 1	at Dal	W	1/0	0	0	0.0	0	0	0	0	2	3%
Oct 8	Sea	L	1/0	1	1	0.0	0	0	0	0	5	7%
Oct 15	at Jax	W	1/0	0	0	0.0	0	0	0	0	0	0%
Oct 22	Ari	W	1/0	2	2	0.0	0	0	0	0	18	36%
Nov 5	at NYG	W	1/0	3	1	0.0	0	0	0	0	12	18%
Nov 12	Hou	W	1/0	0	0	0.0	1	1	0	0	10	14%
Nov 19	at Min	L	1/0	3	2	0.0	0	0	0	0	15	19%
Nov 26	NO	W	1/0	1	1	0.0	0	0	0	0	36	63%
Dec 3	at Ari	W	1/0	0	0	0.0	0	0	0	0	0	0%
Dec 10	Phi	L	1/0	0	0	0.0	0	0	0	0	1	1%
Dec 17	at Sea	W	1/0	0	0	0.0	0	0	0	0	9	16%
Dec 24	at Ten	W	1/0	0	0	0.0	0	0	0	0	0	0%
Dec 31	SF	L	1/1	3	2	0.0	0	0	0	0	33	52%
Totals			**16/1**	**16**	**12**	**0.0**	**1**	**1**	**0**	**0**	**164**	**15%**
PLAYOFFS												
Jan 6	Atl	L	1/0	1	0	0.0	0	0	0	0	1	1%
Totals			**1/0**	**1**	**0**	**0.0**	**0**	**0**	**0**	**0**	**1**	**1%**

2016 GAME-BY-GAME STATISTICS (LAR)

Date	Opp		GP/S	Tot	Solo	Sk	Int	PD	FF	FR	Snaps	Pct
Sep 12	at SF	L	---	RAMS PRACTICE SQUAD								
Sep 18	Sea	W	---	RAMS PRACTICE SQUAD								
Sep 25	at TB	W	---	RAMS PRACTICE SQUAD								
Oct 2	at Ari	W	---	RAMS PRACTICE SQUAD								
Oct 9	Buf	L	---	RAMS PRACTICE SQUAD								
Oct 16	at Det	L	---	RAMS PRACTICE SQUAD								
Oct 23	NYG	L	---	RAMS PRACTICE SQUAD								
Nov 6	Car	L	---	RAMS PRACTICE SQUAD								
Nov 13	at NYJ	W	---	RAMS PRACTICE SQUAD								
Nov 20	Mia	L	0/0	INACTIVE								
Nov 27	at NO	L	1/0	0	0	0.0	0	0	0	0	3	4%
Dec 4	at NE	L	1/0	0	0	0.0	0	0	0	0	0	0%
Dec 11	Atl	L	0/0	INACTIVE								
Dec 15	at Sea	L	1/0	0	0	0.0	0	0	0	0	3	5%
Dec 24	SF	L	1/1	11	8	1.0	0	0	0	0	74	99%
Jan 1	Ari	L	1/1	8	3	0.0	0	0	0	0	61	87%
Totals			**5/2**	**19**	**11**	**1.0**	**0**	**0**	**0**	**0**	**141**	**13%**

FLETCHER COX

DEFENSIVE TACKLE | 91

Height: 6-4 **Weight:** 310 **DOB:** Dec. 13, 1990 (Age 30)
NFL Experience: 10th Year *(10th with Eagles)* **Draft:** D1-12 (12th overall) by PHI
College: Mississippi State **Hometown (HS):** Yazoo City, MS (Yazoo City)

All-Pro: 2014, '15, '17, '18 **Pro Bowl:** 2016, '17, '18, '19, '20, '21 **All-Rookie:** 2012 **Super Bowl Champion:** 2017 (LII)

CAREER STATISTICS

			TACKLES					PASS DEFENSE					FUMBLES			DEF SNAPS	
Year	**Team**	**GP/S**	**Total**	**Solo**	**Asst**	**TFL**	**Sacks**	**Int**	**Yds**	**Lg**	**TD**	**PD**	**FF**	**FR**	**Yds**	**No**	**Pct**
2012	Philadelphia	15/9	65	46	19	7	5.5	0	0	--	0	2	0	0	0	509	49%
2013	Philadelphia	16/16	66	44	22	1	3.0	0	0	--	0	3	0	1	3	882	73%
2014	Philadelphia	16/16	70	59	11	7	4.0	0	0	--	0	0	1	3	21	921	80%
2015	Philadelphia	16/16	104	80	24	16.5	9.5	0	0	--	0	0	3	2	0	983	81%
2016	Philadelphia	16/16	53	34	19	10	6.5	0	0	--	0	4	1	1	0	773	76%
2017	Philadelphia	14/14	35	23	12	4	5.5	0	0	--	0	3	1	2	20	608	59%
2018	Philadelphia	16/16	53	38	15	15	10.5	0	0	--	0	1	1	1	3	830	80%
2019	Philadelphia	16/16	50	31	19	11	3.5	0	0	--	0	1	3	1	1	814	79%
2020	Philadelphia	15/15	48	32	16	8	6.5	0	0	--	0	0	2	0	0	746	68%
Totals		**140/134**	**544**	**387**	**157**	**79.5**	**54.5**	**0**	**0**	**--**	**0**	**14**	**12**	**11**	**48**	**---**	**---**
PLAYOFFS																	
2013	Philadelphia	1/1	3	3	0	0	0.0	0	0	--	0	0	0	0	0	61	85%
2017	Philadelphia	3/3	13	10	3	2	1.0	0	0	--	0	0	0	0	0	178	86%
2018	Philadelphia	2/2	7	4	3	1	0.0	0	0	--	0	0	0	0	0	96	68%
2019	Philadelphia	1/1	6	5	1	3	0.0	0	0	--	0	0	1	0	0	53	83%
Totals		**7/7**	**29**	**22**	**7**	**6**	**1.0**	**0**	**0**	**--**	**0**	**0**	**1**	**0**	**0**	**---**	**---**

ADDITIONAL STATISTICS

Fumble Recovery TDs: 2 - 2017 (1), 2014 (1)

CAREER HIGHS

Tackles	13	12/7/14 vs. Sea.
Sacks	3.0	2x, last: 12/30/18 at Was.
INTs	--	---
PDs	2	10/12/17 at Car.
FFs	2	10/11/15 vs. NO
FRs	1	11x, last: 12/29/19 at NYG

CAREER HIGHLIGHTS

- Named to the **NFL 2010s All-Decade Team**
- A four-time **All-Pro** selection (2014, '15, '17, '18), including first-team honors in 2018 after posting a career-high 10.5 sacks
- Has earned six career **Pro Bowl** appearances (2016, '17, '18, '19, '20, '21), which are the most ever by an Eagles DT ... Only **Chuck Bednarik** (eight), **Brian Dawkins** (seven), **Jason Peters** (seven) and **Reggie White** (seven) have more Pro Bowls with the team
- His streak of six consecutive Pro Bowl honors (2016-21) is tied with **Pete Pihos** (1951-56) for the 2nd-longest streak in franchise history, trailing only White (seven, 1987-93)

NOTES TO KNOW

- Has posted the most career sacks (54.5) ever by an Eagles DT ... Ranks 5th on the team's all-time sacks list, behind **Reggie White** (124.0, 1985-92), **Trent Cole** (85.5, 2005-14), **Clyde Simmons** (76.0, 1986-93) and **Brandon Graham** (59.0)
- Also ranks 2nd among Eagles DTs with 141 career regular-season games, trailing only **Ken Clarke** (148, 1978-87)

2020 SEASON - EAGLES

- Totaled 48 tackles (32 solo), 8 TFLs, 6.5 sacks and 2 FFs ... Tied for the 7th-most sacks among NFL interior DL, behind **Aaron Donald** (13.5), **Leonard Williams** (11.5), **DeForest Buckner** (9.5), **Kerry Hyder** (8.5), **Chris Jones** (7.5) and **Quinnen Williams** (7.0)

FLETCHER COX DT | 91

GO BIRDS

2020 GAME-BY-GAME STATISTICS (PHI)

Date	Opp		GP/S	Tot	Solo	Sk	Int	PD	FF	FR	Snaps	Pct
Sep 13	at Was	L	1/1	3	2	0.0	0	0	0	0	57	81%
Sep 20	LAR	L	1/1	4	3	0.0	0	0	0	0	48	70%
Sep 27	Cin	T	1/1	2	2	1.0	0	0	0	0	55	76%
Oct 4	at SF	W	1/1	1	0	0.0	0	0	0	0	50	68%
Oct 11	at Pit	L	1/1	2	0	0.5	0	0	0	0	54	72%
Oct 18	Bal	L	1/1	5	2	0.0	0	0	0	0	57	78%
Oct 22	NYG	W	1/1	4	4	0.0	0	0	0	0	52	87%
Nov 1	Dal	W	1/1	3	2	1.0	0	0	0	0	74	94%
Nov 15	at NYG	L	1/1	3	2	1.0	0	0	0	0	56	79%
Nov 22	at Cle	L	1/1	2	2	1.0	0	0	1	0	45	67%
Nov 30	Sea	L	1/1	6	4	1.0	0	0	0	0	47	70%
Dec 6	at GB	L	1/1	4	3	0.0	0	0	0	0	38	62%
Dec 13	NO	W	1/1	4	2	1.0	0	0	0	0	50	79%
Dec 20	at Ari	L	1/1	4	3	0.0	0	0	1	0	56	82%
Dec 27	at Dal	L	1/1	1	1	0.0	0	0	0	0	7	10%
Jan 3	Was	L	0/0	INACTIVE								
Totals			**15/15**	**48**	**32**	**6.5**	**0**	**0**	**2**	**0**	**746**	**68%**

Favorite meal: His mom's baked beans, mac and cheese, grilled chicken and pork chops ... **Best player he has ever faced:** Cowboys T Tyron Smith ... **If he could play another sport, what position/team:** First baseman, New York Yankees ... **First jersey owned:** LaDanian Tomlinson, San Diego Chargers ... **Three favorite throwback jerseys:** Michael Jordan, Chicago Bulls; Ronnie Lott, San Francisco 49ers; Ken Griffey Jr., Cincinnati Reds

2019 GAME-BY-GAME STATISTICS (PHI)

Date	Opp		GP/S	Tot	Solo	Sk	Int	PD	FF	FR	Snaps	Pct
Sep 8	Was	W	1/1	2	2	0.0	0	0	0	0	42	66%
Sep 15	at Atl	L	1/1	1	1	0.0	0	1	0	0	49	74%
Sep 22	Det	L	1/1	0	0	0.0	0	0	0	0	46	72%
Sep 26	at GB	W	1/1	2	2	0.0	0	0	0	0	61	75%
Oct 6	NYJ	W	1/1	6	4	0.0	0	0	0	0	46	78%
Oct 13	at Min	L	1/1	6	4	0.0	0	0	0	0	52	73%
Oct 20	at Dal	L	1/1	2	1	1.0	0	0	1	0	51	73%
Oct 27	at Buf	W	1/1	6	4	1.5	0	0	1	0	49	79%
Nov 3	Chi	W	1/1	4	2	0.0	0	0	0	0	38	84%
Nov 17	NE	L	1/1	6	1	0.0	0	0	0	0	66	89%
Nov 24	Sea	L	1/1	4	2	0.5	0	0	0	0	49	75%
Dec 1	at Mia	L	1/1	2	2	0.5	0	0	0	0	57	79%
Dec 9	NYG	W	1/1	3	2	0.0	0	0	0	0	49	94%
Dec 15	at Was	W	1/1	4	2	0.0	0	0	0	0	50	94%
Dec 22	Dal	W	1/1	3	3	0.0	0	0	1	0	54	87%
Dec 29	at NYG	W	1/1	0	0	0.0	0	0	0	1	55	74%
Totals			**16/16**	**50**	**31**	**3.5**	**0**	**1**	**3**	**0**	**814**	**79%**
PLAYOFFS												
Jan 5	Sea	L	1/1	6	5	0.0	0	0	1	0	53	83%
Totals			**1/1**	**6**	**5**	**0.0**	**0**	**0**	**1**	**0**	**53**	**83%**

- Recorded a career-long streak of four consecutive games with a sack during Weeks 8-12 ... Became the first Eagle to accomplish that feat since **Jason Babin** in 2011 (also four games)

2019 SEASON - EAGLES

- Produced a team-high-tying 34 QB pressures and hits and also tallied 50 tackles (31 solo), 11 TFLs, 3.5 sacks, 3 FFs (tied career high) and 1 FR ... Tied for the most FFs among NFL interior DL, joining **Sheldon Richardson** and **Vernon Butler**
- Logged FFs in back-to-back games on 10/20/19 at Dallas and 10/27/19 at Buffalo ... Marked the second time in his career that he forced a fumble in consecutive games (also 2015)

2018 SEASON - EAGLES

- Tied for the 4th-most sacks (career-high 10.5) among NFL interior DL, trailing only **Aaron Donald** (20.5), **Chris Jones** (15.5) and **DeForest Buckner** (12.0) ... Totaled 6.5 sacks over the last five games of the regular season ... Also posted 53 tackles (38 solo), 15 TFLs, 1 FF, 1 FR and a career-high 74 QB pressures and hits
- Voted **NFC Defensive Player of the Week** for Week 17 after leading the Eagles with a career-high-tying 3.0 sacks in the 24-0 win at Was. (12/30/18) ... Additionally recorded 6 QB pressures and hits along with 4 solo tackles (all TFLs) and 1 FF

2017 SEASON - EAGLES

- Finished the regular season with 35 tackles (23 solo), 5.5 sacks, 2 FRs and 1 FF ... Also had a team-high-tying 13 QB pressures and hits during the Eagles' **Super Bowl LII**-winning postseason run
- Sealed the victory for Philadelphia in the season opener at Was. (9/10/17) when he grabbed a fourth-quarter fumble (forced by **Brandon Graham**) and returned it 20 yards for his second career TD ... Also strip-sacked QB **Kirk Cousins** in the first quarter

FLETCHER COX DT | 91

GO BIRDS

2018 GAME-BY-GAME STATISTICS (PHI)

Date	Opp		GP/S	Tot	Solo	Sk	Int	PD	FF	FR	Snaps	Pct
Sep 6	Atl	W	1/1	2	2	1.5	0	0	0	0	65	93%
Sep 16	at TB	L	1/1	5	4	1.0	0	0	0	0	46	79%
Sep 23	Ind	W	1/1	5	3	0.5	0	0	0	0	52	88%
Sep 30	at Ten	L	1/1	2	2	0.0	0	0	0	0	60	85%
Oct 7	Min	L	1/1	3	1	0.0	0	0	0	0	53	85%
Oct 11	at NYG	W	1/1	6	3	1.0	0	0	0	0	45	69%
Oct 21	Car	L	1/1	2	2	0.0	0	0	0	0	45	76%
Oct 28	at Jax	W	1/1	2	2	0.0	0	1	0	0	53	83%
Nov 11	Dal	L	1/1	6	4	0.0	0	0	0	0	56	81%
Nov 18	at NO	L	1/1	2	2	0.0	0	0	0	0	49	70%
Nov 25	NYG	W	1/1	3	2	0.0	0	0	0	0	49	79%
Dec 3	Was	W	1/1	3	3	1.0	0	0	0	0	40	89%
Dec 9	at Dal	L	1/1	3	1	1.5	0	0	0	0	79	80%
Dec 16	at LAR	W	1/1	3	2	1.0	0	0	0	0	57	75%
Dec 23	Hou	W	1/1	2	1	0.0	0	0	0	1	49	75%
Dec 30	at Was	W	1/1	4	4	3.0	0	0	1	0	32	71%
Totals			**16/16**	**53**	**38**	**10.5**	**0**	**1**	**1**	**1**	**830**	**80%**
PLAYOFFS												
Jan 6	at Chi	W	1/1	4	2	0.0	0	0	0	0	54	84%
Jan 13	at NO	L	1/1	3	2	0.0	0	0	0	0	42	55%
Totals			**2/2**	**7**	**4**	**0.0**	**0**	**0**	**0**	**0**	**96**	**68%**

MULTI-SACK GAMES (9)

Date	Opponent	Sacks
12/30/18	at Washington (W, 24-0)	3.0
10/11/15	vs. New Orleans Saints (W, 39-17)	3.0
9/25/16	vs. Pittsburgh Steelers (W, 34-3)	2.0
12/26/15	vs. Washington (L, 24-38)	2.0
10/27/19	at Buffalo Bills (W, 31-13)	1.5
12/9/18	at Dallas Cowboys (L, 23-29) (OT)	1.5
9/6/18	vs. Atlanta Falcons (W, 18-12)	1.5
12/11/16	vs. Washington (L, 22-27)	1.5
12/13/12	vs. Cincinnati Bengals (L, 13-34)	1.5

2017 GAME-BY-GAME STATISTICS (PHI)

Date	Opp		GP/S	Tot	Solo	Sk	Int	PD	FF	FR	Snaps	Pct
Sep 10	at Was	W	1/1	1	1	1.0	0	0	1	1	43	68%
Sep 17	at KC	L	1/1	3	2	1.0	0	0	0	0	44	83%
Sep 24	NYG	W	1/1	1	1	0.0	0	0	0	0	17	25%
Oct 1	at LAC	W	0/0	INACTIVE								
Oct 8	Ari	W	0/0	INACTIVE								
Oct 12	at Car	W	1/1	2	0	0.5	0	2	0	0	65	79%
Oct 23	Was	W	1/1	1	1	1.0	0	0	0	0	51	80%
Oct 29	SF	W	1/1	4	1	1.0	0	1	0	0	45	68%
Nov 5	Den	W	1/1	2	2	0.0	0	0	0	0	39	61%
Nov 19	at Dal	W	1/1	3	3	0.0	0	0	0	0	46	73%
Nov 26	Chi	W	1/1	3	3	1.0	0	0	0	0	35	64%
Dec 3	at Sea	L	1/1	4	2	0.0	0	0	0	0	51	82%
Dec 10	at LAR	W	1/1	5	3	0.0	0	0	0	0	37	77%
Dec 17	at NYG	W	1/1	2	1	0.0	0	0	0	0	70	80%
Dec 25	Oak	W	1/1	4	3	0.0	0	0	0	1	62	90%
Dec 31	Dal	L	1/1	0	0	0.0	0	0	0	0	3	4%
Totals			**14/14**	**35**	**23**	**5.5**	**0**	**3**	**1**	**2**	**608**	**59%**
PLAYOFFS												
Jan 13	Atl	W	1/1	7	6	1.0	0	0	0	0	57	90%
Jan 21	Min	W	1/1	4	3	0.0	0	0	0	0	53	79%
Feb 4	at NE	W	1/1	2	1	0.0	0	0	0	0	68	90%
Totals			**3/3**	**13**	**10**	**1.0**	**0**	**0**	**0**	**0**	**178**	**86%**

2016 SEASON - EAGLES

- Posted the 7th-most sacks (6.5, tied) by an NFL interior DL ... Had 53 tackles (34 solo), 10 TFLs, 4 PDs, 1 FF and 1 FR
- Named **NFC Defensive Player of the Month** after producing 3.0 sacks and 1 FF during the month of September
- Sacked Steelers QB **Ben Roethlisberger** twice and forced him to fumble once (recovered by **Brandon Graham**) as part of an 8-tackle effort in the win vs. Pit. (9/25/16)

2015 SEASON - EAGLES

- Produced career highs in tackles (104) and TFLs (16.5) while recording 32 QB pressures and hits, 9.5 sacks, 3 FFs and 2 FRs ... His 9.5 sacks were the most by an Eagles interior DL since **Corey Simon** (9.5) during the 2000 campaign
- Posted 9 tackles with 2.0 sacks vs. Was. (12/26/15)
- Earned his first career **NFC Defensive Player of the Week** award after totaling a career-high 3.0 sacks, 2 FFs and 1 FR in the 39-17 win vs. NO (10/11/5) ... Became the first ever Eagle and first NFL player since 2007 to collect 3.0 sacks, 2 FFs and 1 FR in a single game ... His 2 FFs resulting in 9 points

2014 SEASON - EAGLES

- Finished the regular season with 70 tackles (59 solo), 7 TFLs, 4.0 sacks, a career-high 3 FRs and 1 FF
- Tallied a career-high 13 tackles (11 solo) vs. Sea. (12/7/14)
- Scored the first TD of his NFL career on a 17-yard fumble return, sealing the 34-17 victory vs. Jax. (9/7/14)

2013 SEASON - EAGLES

- Totaled 66 tackles (44 solo), 3.0 sacks, 3 PDs and 1 FR ... Also led the Eagles' defense with 21 hurries

FLETCHER COX DT | 91

GO BIRDS

2016 GAME-BY-GAME STATISTICS (PHI)

Date	Opp		GP/S	Tot	Solo	Sk	Int	PD	FF	FR	Snaps	Pct
Sep 11	Cle	W	1/1	4	4	1.0	0	0	0	0	38	73%
Sep 19	at Chi	W	1/1	2	2	0.0	0	0	0	0	42	81%
Sep 25	Pit	W	1/1	8	6	2.0	0	0	1	0	41	68%
Oct 9	at Det	L	1/1	2	2	1.0	0	0	0	0	53	87%
Oct 16	at Was	L	1/1	0	0	0.0	0	0	0	0	55	74%
Oct 23	Min	W	1/1	5	2	0.0	0	0	0	0	54	71%
Oct 30	at Dal	L	1/1	5	3	0.0	0	0	0	0	64	82%
Nov 6	at NYG	L	1/1	5	3	0.0	0	1	0	0	50	78%
Nov 13	Atl	W	1/1	1	0	0.0	0	0	0	0	41	82%
Nov 20	at Sea	L	1/1	4	2	0.0	0	1	0	0	45	67%
Nov 28	GB	L	1/1	2	0	0.0	0	0	0	0	57	80%
Dec 4	at Cin	L	1/1	3	2	0.0	0	1	0	0	47	73%
Dec 11	Was	L	1/1	4	3	1.5	0	0	0	0	34	71%
Dec 18	at Bal	L	1/1	2	1	1.0	0	0	0	1	46	79%
Dec 22	NYG	W	1/1	3	1	0.0	0	1	0	0	66	74%
Jan 1	Dal	W	1/1	3	3	0.0	0	0	0	0	40	71%
Totals			**16/16**	**53**	**34**	**6.5**	**0**	**4**	**1**	**1**	**773**	**76%**

2015 GAME-BY-GAME STATISTICS (PHI)

Date	Opp		GP/S	Tot	Solo	Sk	Int	PD	FF	FR	Snaps	Pct
Sep 14	at Atl	L	1/1	4	3	1.0	0	0	0	0	69	90%
Sep 20	Dal	L	1/1	7	5	0.0	0	0	0	1	68	80%
Sep 27	at NYJ	W	1/1	5	2	0.0	0	0	0	0	62	78%
Oct 4	at Was	L	1/1	7	4	0.0	0	0	0	0	73	87%
Oct 11	NO	W	1/1	9	9	3.0	0	0	2	1	46	67%
Oct 19	NYG	W	1/1	6	4	1.0	0	0	1	0	56	82%
Oct 25	at Car	L	1/1	4	3	0.0	0	0	0	0	52	85%
Nov 8	at Dal	W	1/1	5	3	0.0	0	0	0	0	65	83%
Nov 15	Mia	L	1/1	7	4	0.5	0	0	0	0	59	88%
Nov 22	TB	L	1/1	8	5	0.0	0	0	0	0	59	76%
Nov 26	at Det	L	1/1	8	8	0.0	0	0	0	0	52	72%
Dec 6	at NE	W	1/1	2	2	0.0	0	0	0	0	66	74%
Dec 13	Buf	W	1/1	8	8	1.0	0	0	0	0	60	81%
Dec 20	Ari	L	1/1	7	6	1.0	0	0	0	0	59	78%
Dec 26	Was	L	1/1	9	8	2.0	0	0	0	0	64	85%
Jan 3	at NYG	W	1/1	8	6	0.0	0	0	0	0	73	87%
Totals			**16/16**	**104**	**80**	**9.5**	**0**	**0**	**3**	**2**	**983**	**81%**

2012 SEASON - EAGLES

- Named to the PFWA **All-Rookie Team** after recording a team-high-tying 5.5 sacks ... Tied for the 3rd-most sacks ever by an Eagles rookie, behind **Corey Simon** in 2000 (9.5) and **Derrick Burgess** in 2001 (6.0) ... Added 65 tackles (46 solo) and 7 TFLs

COLLEGE HIGHLIGHTS

- Played collegiately at Mississippi State, where he finished with 114 tackles (53 solo), 24.5 TFLs and 8.5 sacks in 36 career games (27 starts) ... Also blocked 5 FG attempts
- Earned first-team All-SEC honors as a junior in 2011, setting career highs with 56 tackles (26 solo), 14.5 TFLs and 5.0 sacks
- Named to the Freshman All-SEC Team after totaling 29 tackles (17 solo) and 3.5 TFLs in 12 games (four starts) in 2009

BIRDSEED

- One of his passions off the field is fixing up old cars ... Believes he would most likely work as a mechanic if he wasn't playing football ... Currently owns a drag racing team that competes in professional events around the country
- Attended Yazoo City (MS) High School, where he registered 104 tackles, 10.0 sacks, 1 INT and 1 FR as a senior ... Finished with 103 tackles, 11.0 sacks and 2 INTs (including 1 TD) during his junior season ... Also played basketball and participated in track in the second leg of the 4x100 meter team
- Is the son of Melissa Cox and has three siblings: two sisters, Fantasia and Nakeia, and one brother, Shaddrick ... Shaddrick, who Cox says is the biggest influence on his life and career, passed away during the 2015 offseason ... "He was my father figure. I always looked up to him, especially for decision making. He always taught me about doing the right things and being successful in life. I try to emulate him every day."

TRANSACTIONS

- **6/16/16** - Signed by PHI to 6-year contract extension ... **2012** - Drafted by PHI in 1st round (12th overall)

FLETCHER COX DT | 91

GO BIRDS

2014 GAME-BY-GAME STATISTICS (PHI)

Date	Opp		GP/S	Tot	Solo	Sk	Int	PD	FF	FR	Snaps	Pct
Sep 7	Jax	W	1/1	5	5	0.0	0	0	0	1	52	71%
Sep 15	at Ind	W	1/1	4	4	0.0	0	0	1	0	61	85%
Sep 21	Was	W	1/1	4	3	0.0	0	0	0	0	65	83%
Sep 28	at SF	L	1/1	6	6	0.0	0	0	0	0	64	77%
Oct 5	StL	W	1/1	2	2	0.0	0	0	0	1	58	78%
Oct 12	NYG	W	1/1	6	5	0.0	0	0	0	0	41	64%
Oct 26	at Ari	L	1/1	1	1	0.0	0	0	0	0	62	89%
Nov 2	at Hou	W	1/1	2	1	0.0	0	0	0	0	50	83%
Nov 10	Car	W	1/1	6	3	1.0	0	0	0	0	52	63%
Nov 16	at GB	L	1/1	4	4	0.0	0	0	0	0	55	81%
Nov 23	Ten	W	1/1	1	1	1.0	0	0	0	0	42	62%
Nov 27	at Dal	W	1/1	3	3	1.0	0	0	0	0	45	74%
Dec 7	Sea	L	1/1	13	11	0.0	0	0	0	0	73	85%
Dec 14	Dal	L	1/1	4	2	0.0	0	0	0	1	77	94%
Dec 20	at Was	L	1/1	4	3	1.0	0	0	0	0	53	93%
Dec 28	at NYG	W	1/1	5	5	0.0	0	0	0	0	71	89%
Totals			**16/16**	**70**	**59**	**4.0**	**0**	**0**	**1**	**3**	**921**	**80%**

2013 GAME-BY-GAME STATISTICS (PHI)

Date	Opp		GP/S	Tot	Solo	Sk	Int	PD	FF	FR	Snaps	Pct
Sep 9	at Was	W	1/1	5	3	1.0	0	0	0	0	54	72%
Sep 15	SD	L	1/1	5	2	0.0	0	0	0	0	64	77%
Sep 19	KC	L	1/1	5	4	1.0	0	0	0	0	61	74%
Sep 29	at Den	L	1/1	3	1	0.0	0	0	0	0	46	63%
Oct 6	at NYG	W	1/1	3	2	0.0	0	0	0	0	52	71%
Oct 13	at TB	W	1/1	3	2	0.0	0	1	0	0	53	74%
Oct 20	Dal	L	1/1	3	1	0.0	0	0	0	0	59	77%
Oct 27	NYG	L	1/1	6	5	1.0	0	0	0	0	63	85%
Nov 3	at Oak	W	1/1	3	2	0.0	0	0	0	0	55	58%
Nov 10	at GB	W	1/1	7	5	0.0	0	0	0	0	62	78%
Nov 17	Was	W	1/1	6	5	0.0	0	1	0	1	61	74%
Dec 1	Ari	W	1/1	3	1	0.0	0	0	0	0	57	80%
Dec 8	Det	W	1/1	4	2	0.0	0	1	0	0	44	76%
Dec 15	at Min	L	1/1	8	7	0.0	0	0	0	0	63	84%
Dec 22	Chi	W	1/1	1	1	0.0	0	0	0	0	37	57%
Dec 29	at Dal	W	1/1	1	1	0.0	0	0	0	0	51	77%
Totals			**16/16**	**66**	**44**	**3.0**	**0**	**3**	**0**	**1**	**882**	**73%**
PLAYOFFS												
Jan 4	NO	L	1/1	3	3	0.0	0	0	0	0	61	85%
Totals			**1/1**	**3**	**3**	**0.0**	**0**	**0**	**0**	**0**	**61**	**85%**

2012 GAME-BY-GAME STATISTICS (PHI)

Date	Opp		GP/S	Tot	Solo	Sk	Int	PD	FF	FR	Snaps	Pct
Sep 9	at Cle	W	1/0	5	4	1.0	0	0	0	0	28	46%
Sep 16	Bal	W	1/0	6	5	0.0	0	1	0	0	50	72%
Sep 23	at Ari	L	1/0	3	0	0.0	0	0	0	0	31	50%
Sep 30	NYG	W	1/0	4	3	0.0	0	0	0	0	43	63%
Oct 7	at Pit	L	1/0	4	3	0.0	0	0	0	0	45	62%
Oct 14	Det	L	1/0	1	0	0.0	0	0	0	0	31	40%
Oct 28	Atl	L	1/1	11	6	0.0	0	1	0	0	44	59%
Nov 5	at NO	L	1/1	4	3	0.0	0	0	0	0	25	45%
Nov 11	Dal	L	1/1	2	1	1.0	0	0	0	0	33	61%
Nov 18	at Was	L	1/1	10	8	1.0	0	0	0	0	30	57%
Nov 26	Car	L	1/1	1	1	0.0	0	0	0	0	5	7%
Dec 2	at Dal	L	1/1	0	0	0.0	0	0	0	0	20	31%
Dec 9	at TB	W	1/1	5	5	1.0	0	0	0	0	50	69%
Dec 13	Cin	L	1/1	6	5	1.5	0	0	0	0	49	63%
Dec 23	Was	L	1/1	3	2	0.0	0	0	0	0	25	47%
Dec 30	at NYG	L	0/0	INACTIVE								
Totals			**15/9**	**65**	**46**	**5.5**	**0**	**2**	**0**	**0**	**509**	**49%**

HARRY CRIDER

CENTER | 73

Height: 6-3 **Weight:** 307 **DOB:** May 18, 1999 (Age 22)
NFL Experience: Rookie *(1st with Eagles)* **Draft:** UDFA-21 by PHI
College: Indiana **Hometown (HS):** Columbus, IN (Columbus East)

COLLEGE STATISTICS

			OFF SNAPS	
Year	**College**	**GP**	**No**	**Pct**
2017	Indiana	8	---	---
2018	Indiana	6	---	---
2019	Indiana	13	---	---
2020	Indiana	8	---	---
Totals		**35**	**---**	**---**

COLLEGE HIGHLIGHTS

- A team captain at Indiana (2017-20) who appeared in 35 career games, including nine starts at C and 12 starts at LG
- Started all eight contests at C as a senior in 2020, earning All-Big Ten honorable mention … Named to the Rimington Trophy Watch List and selected as a William V. Campbell Trophy semifinalist and Wuerffel Trophy nominee … Helped the Hoosiers lead the Big Ten in fewest sacks allowed per game (1.25) while ranking 4th in scoring (28.9 ppg) and 5th in passing offense (250.9 ypg)
- Saw action in all 13 games during his junior year in 2019, which included 12 starts at LG and one start at C … Blocked for a unit that established a program mark with 3,931 passing yards while matching a school record with nine 30+ point games

BIRDSEED

- Diagnosed with Type 1 diabetes when he was 10 years old … Has a tattoo on his upper left arm of a caduceus (a common symbol in medicine) and two layered lines of text that say "DOD 2009" and "DOC," with no year listed, representing his date of diagnosis and hopeful date of cure … Supports diabetes advocacy efforts, including a close relationship with Riley Children's Hospital in Indianapolis … Followed the career of former NFL QB and fellow Indiana native **Jay Cutler**, who also has Type 1 diabetes
- Prepped at Columbus East (IN) High School, where he was a four-year letterwinner in football … A two-time all-conference player who earned all-state honors as a senior … Also participated in basketball and wrestling during his high school years
- Earned a bachelor's degree in criminal justice in addition to a master's degree in criminal justice and public safety
- Is the son of Elizabeth and Bob Crider

TRANSACTIONS

- **2021** - Signed by PHI as UDFA

JASON CROOM

TIGHT END | 81

Height: 6-5 **Weight:** 246 **DOB:** Feb. 28, 1994 (Age 27)
NFL Experience: 3rd Year *(1st with Eagles)* **Draft:** UDFA-17 by BUF **Acquired:** FA-20
College: Tennessee **Hometown (HS):** Norcross, GA (Norcross)

CAREER STATISTICS

			RECEIVING					OFF SNAPS	
Year	**Team**	**GP/S**	**Rec**	**Yds**	**Avg**	**Lg**	**TD**	**No**	**Pct**
2018	Buffalo	15/3	22	259	11.8	26t	1	387	37%
2019	Buffalo	0/0	RESERVE/INJURED (9/2/19)						
2020	Philadelphia	4/0	1	3	3.0	3t	1	13	1%
Totals		**19/3**	**23**	**262**	**11.4**	**26t**	**2**	**---**	**---**

ADDITIONAL STATISTICS

Fumbles/Lost: 2/2 - 2018 (2/2) **Fumble Recoveries:** 2 - 2018 (2)

Fumble Recovery TDs: 1 - 2018 (1) **Special Teams Tackles:** 2 - 2018 (2)

CAREER HIGHS

Receptions	4	12/23/18 at NE
Receiving Yards	55	12/23/18 at NE
Receiving Long	26	3x, last: 12/30/18 vs. Mia.
Receiving TDs	1	2x, last: 10/18/20 vs. Bal.

During his spare time, he enjoys: Bowling, playing Fortnite, and watching cartoons ... **If he could play another sport, what position/team:** Forward, Detroit Pistons ... **Best advice received:** "You can't stand on a football, but you can stand on your books." ... **Favorite movie:** *Mortal Combat* ... **Favorite musicians:** Chris Stapleton and The Weeknd

2020 SEASON - EAGLES

- Saw action in 13 offensive snaps (1%) over four games with the Eagles ... Also played 23 special teams snaps (5%)
- Caught a 3-yard TD pass vs. Bal. (10/18/20)

2018 SEASON - BILLS

- Registered 259 yards and 1 TD on 22 receptions (11.8 avg.)
- Posted career highs with 4 catches for 55 yards at NE (12/23/18)
- Recovered a fumble in the end zone for a TD to give Buffalo a 14-0 lead in the win at NYJ (11/11/18)
- Hauled in his first career TD on a 26-yard pass from **Josh Allen** in the first quarter of the win at Min. (9/23/18)

COLLEGE HIGHLIGHTS

- Played collegiately at Tennessee (2013-16), producing 60 receptions for 816 yards (13.6 avg.) and 6 TDs in 26 career games ... Switch from WR to TE during his senior season

BIRDSEED

- Has a degree in sociology (minor in African studies)
- Attended Norcross (GA) High School, where he recorded 34 receptions for 688 yards and 10 TDs as a senior and totaled 30 catches for 506 yards and 4 TDs as a junior ... Competed in the Offense-Defense All-American Bowl ... Also lettered in basketball (won a state championship) and track
- Is the son of Terrence Terry, Jr., a mechanic, and Karen Croom-Terry, an accountant ... Has a Basenji dog named Xena

TRANSACTIONS

- **1/1/21** - Signed by PHI to active roster from practice squad ... **11/4/20** - Signed by PHI to practice squad ... **11/3/20** - Waived by PHI ... **10/21/20** - Signed by PHI to active roster from practice squad ... **10/17/20** - Elevated by PHI from practice squad for Week 6 vs. Baltimore ... **10/10/20** - Elevated by PHI from practice squad for Week 5 at Pittsburgh ... **9/29/20** - Signed by PHI to practice squad ... **9/22/20** - Released by BUF from practice squad ... **9/6/20** - Signed by BUF to practice squad ... **9/5/20** - Waived by BUF ... **9/2/19** - Placed on Reserve/Injured ... **1/8/18** - Signed by BUF to reserve/future contract ... **11/1/17** - Signed by BUF to practice squad ... **8/20/17** - Waived/injured by BUF ... **2017** - Signed by BUF as UDFA

JASON CROOM TE | 81

GO BIRDS

2020 GAME-BY-GAME STATISTICS (BUF & PHI)

				RECEIVING					SNAPS	
Date	**Opp**		**GP/S**	**Rec**	**Yds**	**Avg**	**Lg**	**TD**	**No**	**Pct**
Sep 13	NYJ	W	---	BILLS PRACTICE SQUAD						
Sep 20	at Mia	W	---	BILLS PRACTICE SQUAD						
RELEASED BY BILLS (9/22/20); SIGNED BY EAGLES TO PRACTICE SQUAD (9/29/20)										
Oct 4	at SF	W	---	EAGLES PRACTICE SQUAD						
Oct 11	at Pit	L	1/0	0	0	---	--	0	2	3%
Oct 18	Bal	L	1/0	1	3	3.0	3t	1	1	1%
Oct 22	NYG	W	1/0	0	0	---	--	0	9	11%
Nov 1	Dal	W	1/0	0	0	---	--	0	1	2%
Nov 15	at NYG	L	---	EAGLES PRACTICE SQUAD						
Nov 22	at Cle	L	---	EAGLES PRACTICE SQUAD						
Nov 30	Sea	L	---	EAGLES PRACTICE SQUAD						
Dec 6	at GB	L	---	EAGLES PRACTICE SQUAD						
Dec 13	NO	W	---	EAGLES PRACTICE SQUAD						
Dec 20	at Ari	L	---	EAGLES PRACTICE SQUAD						
Dec 27	at Dal	L	---	EAGLES PRACTICE SQUAD						
Jan 3	Was	L	0/0	DID NOT PLAY						
Totals			**4/0**	**1**	**3**	**3.0**	**3t**	**1**	**13**	**1%**

2018 GAME-BY-GAME STATISTICS (BUF)

				RECEIVING					SNAPS	
Date	**Opp**		**GP/S**	**Rec**	**Yds**	**Avg**	**Lg**	**TD**	**No**	**Pct**
Sep 9	at Bal	L	1/0	2	18	9.0	10	0	18	28%
Sep 16	LAC	L	1/0	2	7	3.5	6	0	16	26%
Sep 23	at Min	W	1/0	1	26	26.0	26t	1	25	37%
Sep 30	at GB	L	1/0	1	13	13.0	13	0	12	21%
Oct 7	Ten	W	1/0	2	9	4.5	7	0	21	32%
Oct 14	at Hou	L	1/0	0	0	---	--	0	16	26%
Oct 21	at Ind	L	1/0	1	8	8.0	8	0	16	29%
Oct 29	NE	L	1/0	1	14	14.0	14	0	17	27%
Nov 4	Chi	L	1/0	3	36	12.0	26	0	42	46%
Nov 11	at NYJ	W	1/0	0	0	---	--	0	44	60%
Nov 25	Jax	W	1/1	2	16	8.0	11	0	29	50%
Dec 2	at Mia	L	1/0	0	0	---	--	0	25	35%
Dec 9	NYJ	L	0/0	INACTIVE						
Dec 16	Det	W	1/1	1	25	25.0	25	0	32	47%
Dec 23	at NE	L	1/1	4	55	13.8	24	0	44	72%
Dec 30	Mia	W	1/0	2	32	16.0	26	0	30	48%
Totals			**15/3**	**22**	**259**	**11.8**	**26t**	**1**	**387**	**37%**

LANDON DICKERSON

OFFENSIVE LINE | 51

Height: 6-6 **Weight:** 333 **DOB:** Sept. 30, 1998 (Age 22)
NFL Experience: Rookie *(1st with Eagles)* **Draft:** D2-21 (37th overall) by PHI
College: Alabama **Hometown (HS):** Hudson, NC (South Caldwell)

COLLEGE STATISTICS

			OFF SNAPS	
Year	**College**	**GP**	**No**	**Pct**
2016	Florida State	7	---	---
2017	Florida State	4	---	---
2018	Florida State	1	---	---
2019	Alabama	13	---	---
2020	Alabama	12	---	---
Totals		**37**	**---**	**---**

Nickname: Big Country ... **Hobbies:** Woodworking, hunting, fishing, working on cars, home improvement, landscaping, mowing grass and *Legos* ... **Bucket list:** Visit every continent ... **Guilty pleasures:** *Rita's* birthday cake custard ... **Memorable fan interactions:** "There was a woman at Alabama. Every single game, I mean at the team hotel, warmups, bus ride, she was there for everything. It didn't matter if we were in Texas, Florida, Arkansas, it didn't matter." ... **Favorite movie:** *Forrest Gump* ... **Favorite meal:** Steak and sweet potato fries ... **Favorite athlete growing up:** Lawrence Taylor

COLLEGE HIGHLIGHTS

- Named the recipient of the Rimington Trophy (presented to the nation's top C) and voted a unanimous first-team All-American and first-team All-SEC honoree as a fifth-year senior in 2020
- Helped lead Alabama to an undefeated 2020 season and a CFP National Championship ... Anchored an OL that blocked for the Power 5's top-ranked scoring offense (48.5 ppg) ... The Crimson Tide also ranked 1st in pass efficiency rating (198.9) and 2nd in passing offense (358.2 ypg) and total offense (541.6 ypg)
- Received honorable mention All-America recognition from *Pro Football Focus* in 2019 ... Also voted second-team All-SEC as a G (*Associated Press*) and C (league coaches) ... Paved the way for a unit that ranked 2nd nationally in scoring (47.2 ppg), 3rd in passing (342.2 ypg) and 6th in total offense (510.8 ypg)
- Began his collegiate career at Florida State (2016-18)

BIRDSEED

- Operating on a college budget, made an economical decision to replace his damaged front bumper with a wooden railroad tie and bolted a "BAMA" license place on it ... The 'bumper' gained noteworthy attention on campus and on social media
- In 2021, upon learning the story of Captain Brian Wolnewitz, a firefighter who was diagnosed with Stage 4 lung cancer, organized the Landon Dickerson Bama Bumper Fundraiser ... Auctioned his famous 'bumper' signed by some of his teammates, as well as other items, with all proceeds benefiting Wolnewitz's family
- Converted his carport into a gym for Alabama teammates during the COVID-19 pandemic ... Purchased equipment out of his own pocket (including a cold tub), drew up workouts on whiteboards, scheduled time slots for 40 players per day, stocked recovery shakes, and additionally provided sanitary services
- Is an Eagle Scout ... Announced on National Signing Day in 2016 that he would complete his Eagle Scout service project building and installing park benches to restore a recreation center near his hometown instead of enrolling in college early
- Prepped at South Caldwell (NC) High School ... Led the program to the third round of the state 4A playoffs and collected *USA Today* All-USA North Carolina First-Team and All-Northwestern 3A-4A honors as a senior ... A five-star prospect who was tabbed as the nation's No. 1 offensive guard by *Rivals*
- Learned discipline through martial arts at a young age ... Earned a black belt in karate when he was 11 years old, becoming the youngest black belt in the history of the dojo he attended ... Volunteered at the dojo during his free time in high school

TRANSACTIONS

- **7/28/21** - Placed on Active/Non-Football Injury ... **2021** - Drafted by PHI in 2nd round (37th overall)

ANDRE DILLARD

TACKLE | 77

Height: 6-5 **Weight:** 315 **DOB:** Oct. 3, 1995 (Age 25)
NFL Experience: 3rd Year *(3rd with Eagles)* **Draft:** D1-19 (22nd overall) by PHI
College: Washington State **Hometown (HS):** Woodinville, WA (Woodinville)

CAREER STATISTICS						
			STARTS		OFF SNAPS	
Year	**Team**	**GP/S**	**LT**	**RT**	**No**	**Pct**
2019	Philadelphia	16/4	3	1	346	29%
2020	Philadelphia	0/0	RESERVE/INJURED (9/3/20)			
Totals		**16/4**	**3**	**1**	**---**	**---**
PLAYOFFS						
2019	Philadelphia	1/0	0	0	2	3%
Totals		**1/0**	**0**	**0**	**---**	**---**

CAREER HIGHLIGHTS

- Saw action in 346 offensive snaps (29%) over 16 games during his rookie season in 2020, including starts at LT (three) and RT (one) ... Made his first career start at Dal. (10/20/19)

COLLEGE HIGHLIGHTS

- Appeared in 42 career games at Washington State, starting the final 39 contests at LT ... A two-time All-Pac-12 selection
- Started all 13 games as a senior in 2018, allowing just 1 sack and 13 total pressures in 722 pass-blocking snaps ... Earned All-America honors as well as first-team All-Pac-12 recognition
- Named honorable mention All-Pac-12 as a junior in 2017 ... Also received all-conference accolades from *Pro Football Focus* following his sophomore season in 2016

BIRDSEED

- Earned a degree in social science at Washington State
- Attended Woodinville (WA) High School, where he was named All-King County First Team and King County 4A Credit Division Offensive Lineman of the Year as a senior
- His father, Mitch, is a former Cougars OL coach

TRANSACTIONS

- **9/3/20** - Placed on Reserve/Injured ... **2019** - Drafted by PHI in 1st round (22nd overall)

Surprisingly good at: Impressions ... **Bucket list:** Vacation outside of the U.S. ... **If he could play another sport:** Golf ... **Favorite meal:** Cheeseburger and fries ... **Favorite music:** Metal ... **Favorite athlete growing up:** Shaquille O'Neal



JACK DRISCOLL

TACKLE/GUARD | 63

Height: 6-5 **Weight:** 312 **DOB:** April 1, 1997 (Age 24)
NFL Experience: 2nd Year *(2nd with Eagles)* **Draft:** D4b-20 (145th overall) by PHI
College: Auburn **Hometown (HS):** Madison, CT (Daniel Hand)

CAREER STATISTICS

			STARTS		OFF SNAPS	
Year	**Team**	**GP/S**	**LT**	**RT**	**No**	**Pct**
2020	Philadelphia	11/4	0	4	300	27%
Totals		**11/4**	**0**	**4**	**---**	**---**

First job: Worked at a Nike outlet while in high school ... **Prized possession:** "I have a very large baseball card collection." ... **Desired talent:** Sleight of hand magic tricks ... **Moments left star-struck:** Meeting Tim Cook and Yao Ming on separate occasions ... **Favorite quote:** "Success breeds complacency. Complacency breeds failure. Only the paranoid survive." - Andy Grove

CAREER HIGHLIGHTS

- Played in 11 games (four starts) and earned a combined 300 offensive snaps (27%) as a rookie in 2020 ... Blocked for a unit that ranked 3rd in rushing average (5.0) and 9th in rushing yards per game (126.7) ... Became the Eagles' first rookie OL to start in a season opener since **Lane Johnson** in 2013

COLLEGE HIGHLIGHTS

- Saw action in 46 career games between Auburn (2018-19) and Massachusetts (2015-17) ... Started each of his last 45 contests, which marked the 10th-longest active streak by an FBS OL
- Started all 13 games in 2019 and was named to the preseason All-SEC second-team by *Pro Football Focus* ... Also selected to the Reese's Senior Bowl watch list and was nominated for the William V. Campbell Trophy, which annually recognizes the top football scholar-athlete in the nation for his combined academic success, football performance and exemplary leadership ... Named to the SEC academic honor roll for the second consecutive season after transferring from Massachusetts in 2018
- Earned *Phil Steele* All-Independent first-team and All-ECAC second-team honors after starting all 12 games at Massachusetts in 2017 ... Part of an offense that averaged 30.6 points and 432.8 yards per game ... Also spent time at LG and LT over nine games (eight starts) during the 2016 season

BIRDSEED

- Earned his bachelor's degree in hospitality and tourism management from Massachusetts and graduate degree from Auburn
- Prepped at Daniel Hand (CT) High School, where he was a three-star recruit and earned team MVP honors as a senior
- Is the son of John and Cory Driscoll and has two siblings, Flynn and Grace ... His father played football at New Hampshire

TRANSACTIONS

- **12/18/20** - Placed on Reserve/Injured ... **2020** - Drafted by PHI in 4th round (145th overall)

T.J. EDWARDS

LINEBACKER | 57

Height: 6-1 **Weight:** 242 **DOB:** Aug. 12, 1996 (Age 25)
NFL Experience: 3rd Year *(3rd with Eagles)* **Draft:** UDFA-19 by PHI
College: Wisconsin **Hometown (HS):** Lake Villa, IL (Lakes Community)

CAREER STATISTICS

			TACKLES					PASS DEFENSE					FUMBLES			DEF SNAPS	
Year	**Team**	**GP/S**	**Total**	**Solo**	**Asst**	**TFL**	**Sacks**	**Int**	**Yds**	**Lg**	**TD**	**PD**	**FF**	**FR**	**Yds**	**No**	**Pct**
2019	Philadelphia	16/4	19	11	8	0	0.0	0	0	--	0	0	0	0	0	115	11%
2020	Philadelphia	12/12	65	44	21	5	2.0	1	13	13	0	1	2	0	0	490	45%
Totals		**28/16**	**84**	**55**	**29**	**5**	**2.0**	**1**	**13**	**13**	**0**	**1**	**2**	**0**	**0**	**---**	**---**
PLAYOFFS																	
2019	Philadelphia	1/0	1	1	0	0	0.0	0	0	--	0	0	0	0	0	10	16%
Totals		**1/0**	**1**	**1**	**0**	**0**	**0.0**	**0**	**0**	**--**	**0**	**0**	**0**	**0**	**0**	**---**	**---**

ADDITIONAL STATISTICS

Special Teams Tackles: 22 - 2020 (8), 2019 (14) **Postseason Special Teams Tackles:** 1 - 2019 (1)

CAREER HIGHS

Tackles	11	11/15/20 at NYG
Sacks	1.0	2x, last: 12/7/20 at GB
INTs	1	1/3/21 vs. Was.
PDs	1	1/3/21 vs. Was.
FFs	1	2x, last: 11/1/20 vs. Dal.
FRs	--	---

First job: Golf course for two days ... **Surprisingly good at:** Golf, video games ... **Biggest pet peeve:** When people don't take off their shoes ... **If he could play another sport, what position/team:** Shortstop or center field, Chicago Cubs ... **Favorite meal:** Italian food, fettuccine ... **Favorite athlete growing up:** Brian Urlacher ... **Moment left starstruck:** "Coming into the NFL and being around guys you played with in *Madden*."

2020 SEASON - EAGLES

- Posted 65 tackles (44 solo), 5 TFLs, 2.0 sacks, 2 FFs and 1 INT
- Recorded his first career INT vs. Was. (1/3/21)
- Tallied a career-high 11 tackles (6 solo) at NYG (11/15/20)
- Strip-sacked Cowboys QB **Ben DiNucci** for his first career sack vs. Dal. (11/1/20) ... Forced a fumble that was picked up by **Rodney McLeod** and returned 53 yards for a TD

2019 SEASON - EAGLES

- Totaled 19 tackles (11 solo) on defense and a team-high 14 special teams tackles, which are the most by an Eagles rookie since **Moise Fokou** in 2009 (20) ... Also ranked 2nd on the team in special teams snaps (334, 74%), behind **Nathan Gerry** (335, 74%)

COLLEGE HIGHLIGHTS

- His 52 starts during his four-year career at Wisconsin were the 2nd-most in school history and 5th-most by a Big Ten player ... Made 367 tackles and led the Badgers in tackles three times (2015, '16, '18) ... Logged 37.5 TFLs, 10 INTs (most ever by a Wisconsin LB) and 8.0 sacks ... A member of a Badgers senior class that went 42-12 (.778), including a 27-8 (.771) mark in Big Ten play and an undefeated 4-0 record in bowl games
- Named an All-American and Butkus Award finalist in 2017 ... Earned All-Big Ten honors from 2016-18 ... Voted the 2016 Goodyear Cotton Bowl Classic Defensive MVP ... Received Freshman All-America and Big Ten All-Freshman honors in 2015

BIRDSEED

- Earned a bachelor's degree in life sciences communication
- Attended Lakes Community (IL) High School, where he received all-state honors as a junior and senior ... Also lettered four years in basketball and two years in baseball
- Is the son of Cathy and Vince Edwards ... His brother, Lee Chiakas, played rugby at Southern Illinois from 2006-08

TRANSACTIONS

- **10/31/20** - Activated from Reserve/Injured ... **10/8/20** - Placed on Reserve/Injured ... **2020** - Signed by PHI as UDFA

T.J. EDWARDS LB | 57

GO BIRDS

2020 GAME-BY-GAME STATISTICS (PHI)

Date	Opp		GP/S	Tot	Solo	Sk	Int	PD	FF	FR	Snaps	Pct
Sep 13	at Was	L	1/1	3	1	0.0	0	0	0	0	20	29%
Sep 20	LAR	L	1/1	5	4	0.0	0	0	1	0	29	42%
Sep 27	Cin	T	1/1	4	3	0.0	0	0	0	0	51	71%
Oct 4	at SF	W	1/1	3	3	0.0	0	0	0	0	18	25%
Oct 11	at Pit	L	0/0	RESERVE/INJURED								
Oct 18	Bal	L	0/0	RESERVE/INJURED								
Oct 22	NYG	W	0/0	RESERVE/INJURED								
Nov 1	Dal	W	1/1	9	6	1.0	0	0	1	0	62	78%
Nov 15	at NYG	L	1/1	11	6	0.0	0	0	0	0	53	75%
Nov 22	at Cle	L	1/1	8	6	0.0	0	0	0	0	47	70%
Nov 30	Sea	L	1/1	6	5	0.0	0	0	0	0	49	73%
Dec 6	at GB	L	1/1	2	2	1.0	0	0	0	0	21	34%
Dec 13	NO	W	0/0	INACTIVE								
Dec 20	at Ari	L	1/1	2	1	0.0	0	0	0	0	20	29%
Dec 27	at Dal	L	1/1	6	4	0.0	0	0	0	0	63	90%
Jan 3	Was	L	1/1	7	3	0.0	1	1	0	0	57	90%
Totals			**12/12**	**65**	**44**	**2.0**	**1**	**1**	**2**	**0**	**490**	**45%**

2019 GAME-BY-GAME STATISTICS (PHI)

Date	Opp		GP/S	Tot	Solo	Sk	Int	PD	FF	FR	Snaps	Pct
Sep 8	Was	W	1/0	0	0	0.0	0	0	0	0	0	0%
Sep 15	at Atl	L	1/0	0	0	0.0	0	0	0	0	0	0%
Sep 22	Det	L	1/0	0	0	0.0	0	0	0	0	0	0%
Sep 26	at GB	W	1/0	0	0	0.0	0	0	0	0	0	0%
Oct 6	NYJ	W	1/0	0	0	0.0	0	0	0	0	2	3%
Oct 13	at Min	L	1/0	0	0	0.0	0	0	0	0	10	14%
Oct 20	at Dal	L	1/0	2	1	0.0	0	0	0	0	22	31%
Oct 27	at Buf	W	1/1	2	2	0.0	0	0	0	0	15	24%
Nov 3	Chi	W	1/1	6	3	0.0	0	0	0	0	17	38%
Nov 17	NE	L	1/0	1	1	0.0	0	0	0	0	11	15%
Nov 24	Sea	L	1/0	1	0	0.0	0	0	0	0	2	3%
Dec 1	at Mia	L	1/0	0	0	0.0	0	0	0	0	4	6%
Dec 9	NYG	W	1/1	1	1	0.0	0	0	0	0	7	13%
Dec 15	at Was	W	1/0	2	2	0.0	0	0	0	0	8	15%
Dec 22	Dal	W	1/1	3	1	0.0	0	0	0	0	11	18%
Dec 29	at NYG	W	1/0	1	0	00	0	0	0	0	6	8%
Totals			**16/4**	**19**	**11**	**0.0**	**0**	**0**	**0**	**0**	**115**	**11%**
PLAYOFFS												
Jan 5	Sea	L	1/0	1	1	0.0	0	0	0	0	10	16%
Totals			**1/0**	**1**	**1**	**0.0**	**0**	**0**	**0**	**0**	**---**	**---**

JAKE ELLIOTT

KICKER | 4

Height: 5-9 **Weight:** 167 **DOB:** Jan. 21, 1995 (Age 26)
NFL Experience: 5th Year *(5th with Eagles)* **Draft:** D5a-17 (153rd overall) by CIN **Acquired:** PS-Cin-17
College: Memphis **Hometown (HS):** La Grange, IL (Lyons Township)

Super Bowl Champion: 2017 (LII)

CAREER STATISTICS

Year	Team	GP	FG-FGA	Pct	0-19	20-29	30-39	40-49	50+	Lg	XP-XPA	Pct	Pts	KO	TB
2017	Philadelphia	15	26-31	83.9	0-0	5-5	4-7	12-13	5-6	61	39-42	92.9	117	83	42
2018	Philadelphia	16	26-31	83.9	0-0	7-7	10-11	7-8	2-5	56	33-35	94.3	111	81	57
2019	Philadelphia	16	22-26	84.6	0-0	7-7	8-8	5-7	2-4	53	35-37	94.6	101	81	52
2020	Philadelphia	16	14-19	73.7	0-0	1-3	6-6	5-5	2-5	54	24-26	92.3	66	70	46
Totals		**63**	**88-107**	**82.2**	**0-0**	**20-22**	**28-32**	**29-33**	**11-20**	**61**	**131-140**	**93.6**	**395**	**317**	**197**
PLAYOFFS															
2017	Philadelphia	3	7-7	100.0	0-0	2-2	2-2	2-2	1-1	53	7-9	77.8	28	19	13
2018	Philadelphia	2	1-1	100.0	0-0	0-0	0-0	1-1	0-0	43	3-3	100.0	6	7	2
2019	Philadelphia	1	3-3	100.0	0-0	1-1	1-1	1-1	0-0	46	0-0	---	9	4	1
Totals		**6**	**11-11**	**100.0**	**0-0**	**3-3**	**3-3**	**4-4**	**1-1**	**53**	**10-12**	**83.3**	**43**	**30**	**16**

ADDITIONAL STATISTICS

Successful Onside Kick: 1 - 2017 (1)

CAREER HIGHS

Points	14	10/1/17 at LAC
FGs	4	10/1/17 at LAC
FG Attempts	4	2x, last: 12/1/19 at Mia.
Longest FG	61	9/24/17 vs. NYG
Longest Attempt	61	9/24/17 vs. NYG
PATs	6	11/5/17 vs. Den.

Hobbies: Golf ... **First job:** Tennis instructor ... **If he could play another sport, what position/team:** Shortstop, Chicago Cubs ... **Player he models his game after:** Stephen Gostkowski ... **Favorite meal:** Deep dish pizza ... **Favorite quote:** "Success isn't owned. It's rented, and rent is due every day."

CAREER HIGHLIGHTS

- Kicked a game-winning, 61-yard FG (franchise record and NFL rookie record) as time expired in the 27-24 win vs. NYG (9/24/17) ... The 61-yarder is tied for the 12th-longest FG in NFL history (also tied for the 4th-longest game-ending FG in league history)
- Connected on the longest playoff FG (53 yards) in Eagles history in the 15-10 win vs. Atl. (1/13/18) in the 2017 Divisional Round
- Recorded the two longest FGs (43 and 46 yards) ever by an NFL rookie in Super Bowl history during Philadelphia's 41-33 victory against New England in **Super Bowl LII**
- Finished his rookie campaign in 2017 with the most 50+ yard FGs (5) in single-season team history

NOTES TO KNOW

- Ranks 2nd in team history with 12 career 50+ yard FGs (including playoffs), trailing only **David Akers** (16, 1999-2010)

2020 SEASON - EAGLES

- Connected on 14-of-19 (73.7%) FG attempts as well as 24-of-26 (92.3%) PATs to combine for 66 total points

2019 SEASON - EAGLES

- Finished the regular season with career highs in FG percentage (84.6%) and XP percentage (94.6%) ... Also recorded 100+ points (101) for the third consecutive season
- Registered a postseason career-high-tying 3 FGs (46, 26 and 38 yards) in the Wild Card round vs. Sea. (1/5/19)
- Kicked the game-winning FG in the division-clinching victory at NYG (12/29/19) ... Posted a 50-yard FG to break a 17-17 tie in the fourth quarter of the eventual 34-17 win
- Connected on a career-best 20 consecutive FGs from 12/23/18-12/1/19, which marked the 2nd-longest streak in Eagles history, trailing only **Alex Henery** in 2012 (22) ... Became the first kicker in team history to start a season with 16 straight FGs

JAKE ELLIOTT K | 4

GO BIRDS

2020 GAME-BY-GAME STATISTICS (PHILADELPHIA)														
Date	**Opp**		**FG-FGA**	**Pct**	**0-19**	**20-29**	**30-39**	**40-49**	**50+**	**Lg**	**XP-XPA**	**Pct**	**Pts**	**Kick by Kick**
Sep 13	at Was	L	1-2	50.0	0-0	0-0	1-1	0-0	0-1	38	2-2	100.0	5	(38), 53SH
Sep 20	LAR	L	2-2	100.0	0-0	0-0	2-2	0-0	0-0	38	1-1	100.0	7	(38), (33)
Sep 27	Cin	T	3-3	100.0	0-0	1-1	0-0	1-1	1-1	54	2-2	100.0	11	(27), (42), (54)
Oct 4	at SF	W	1-1	100.0	0-0	0-0	1-1	0-0	0-0	35	2-2	100.0	5	(35)
Oct 11	at Pit	L	0-1	0.0	0-0	0-0	0-0	0-0	0-1	--	3-3	100.0	3	57WR
Oct 18	Bal	L	0-1	0.0	0-0	0-0	0-0	0-0	0-1	--	0-0	---	0	52WR
Oct 22	NYG	W	1-2	50.0	0-0	0-1	1-1	0-0	0-0	31	1-1	100.0	4	(31), 29WL
Nov 1	Dal	W	0-0	---	0-0	0-0	0-0	0-0	0-0	--	1-1	100.0	1	---
Nov 15	at NYG	L	1-1	100.0	0-0	0-0	0-0	1-1	0-0	40	0-0	---	3	(40)
Nov 22	at Cle	L	1-1	100.0	0-0	0-0	0-0	1-1	0-0	43	2-2	100.0	5	(43)
Nov 30	Sea	L	1-1	100.0	0-0	0-0	0-0	1-1	0-0	42	0-1	0.0	3	(42)
Dec 6	at GB	L	1-1	100.0	0-0	0-0	0-0	0-0	1-1	52	1-2	50.0	4	(52)
Dec 13	NO	W	1-2	50.0	0-0	0-1	0-0	1-1	0-0	44	3-3	100.0	6	(44), 22LU
Dec 20	at Ari	L	0-0	---	0-0	0-0	0-0	0-0	0-0	--	2-2	100.0	2	---
Dec 27	at Dal	L	1-1	100.0	0-0	0-0	1-1	0-0	0-0	38	2-2	100.0	5	(38)
Jan 3	Was	L	0-0	---	0-0	0-0	0-0	0-0	0-0	--	2-2	100.0	2	---
Totals			**14-19**	**73.7**	**0-0**	**1-3**	**6-6**	**5-5**	**2-5**	**54**	**24-26**	**92.3**	**66**	**---**

2018 SEASON - EAGLES

- Produced a career-high-tying 26 FGs (also 2017) and totaled his second straight season with at least 100 points (111)
- With 0:03 remaining and the Eagles trailing 29-30, kicked the game-winning, 35-yard FG as time expired to save the team's playoff hopes in a 32-30 victory vs. Hou. (12/23/18)
- Completed 2-of-2 FG attempts vs. Dal. (11/11/18), including a 56-yard FG that cut the Eagles' deficit to 6-3 in the second quarter ... The 56-yarder was the 2nd-longest FG of his career (61 yards on 9/24/17 vs. NYG) and the 4th-longest in franchise history

2017 SEASON - EAGLES

- Posted career highs in FGs (26) and points (117) ... Also finished with the most 50+ yard FGs (5) in single-season team history and tied **David Akers** in 2004 for the most 40+ yard FGs (17)
- Recorded the two longest FGs (43 and 46 yards) ever by an NFL rookie in Super Bowl history during Philadelphia's 41-33 victory against New England in **Super Bowl LII** ... His 46-yarder gave the Eagles their final score, 41-33, with 1:05 remaining
- Connected on the longest playoff FG (53 yards) in Eagles history in the 15-10 win vs. Atl. (1/13/18) ... Broke the previous mark of 51 yards by **David Akers** on 1/4/09 at Minnesota
- Named **NFC Special Teams Player of the Week** after kicking a game-winning, 61-yard FG (franchise record and NFL rookie record) as time expired in the 27-24 win vs. NYG (9/24/17) ... The 61-yarder is tied for the 12th-longest FG in NFL history (also tied for the 4th-longest game-ending FG in league history)

COLLEGE HIGHLIGHTS

- Four-time Lou Groza Award semifinalist (top collegiate placekicker), including a finalist in 2015 ... Totaled a school-best 445 career points, topping **Stephen Gostkowski** (369) and **DeAngelo Williams** (362) ... During his four seasons at Memphis, ranked 2nd among NCAA kickers in points (445), behind **Zane Gonzalez** (492) ... Holds the school record for longest FG (56 yards) and kicked 4 of the 5 longest FGs in program history (56, 54, 53, 53)

LONGEST FIELD GOALS		
Date	**Opponent**	**Yds**
9/24/17	vs. New York Giants (W, 27-24)	61
11/11/18	vs. Dallas Cowboys (L, 20-27)	56
9/27/20	vs. Cincinnati Bengals (T, 23-23)	54
10/13/19	at Minnesota Vikings (L, 20-38)	53
1/13/18	vs. Atlanta Falcons (Div.) (W, 15-10)	53
10/1/17	at Los Angeles Chargers (W, 26-24)	53
12/6/20	at Green Bay Packers	52
12/16/18	at Los Angeles Rams (W, 30-23)	51
10/29/17	vs. San Francisco 49ers (W, 33-10)	51
12/29/19	at New York Giants (W, 34-17)	50
10/23/17	vs. Washington (W, 34-24)	50
10/12/17	at Carolina Panthers (W, 28-23)	50

BIRDSEED

- Named the 2016 American Athletic Conference Football Scholar-Athlete of the Year ... Also a seven-time Dean's List student and three-time AAC All-Academic Team member
- Prepped at Lyons Township (IL) High School ... Connected on 15-of-21 FGs as a senior, as well as 43-of-44 PATs, en route to being named All-Illinois First-Team by the *Chicago Tribune*

TRANSACTIONS

- **11/27/19** - Signed by PHI to 5-year contract extension ... **2/22/19** - Signed by PHI to 1-year contract ... **9/12/17** - Signed by PHI from CIN practice squad ... **9/3/17** - Signed by CIN to practice squad ... **9/2/17** - Waived by CIN ... **2017** - Drafted by CIN in 5th round (153rd overall)

JAKE ELLIOTT K | 4

GO BIRDS

2019 GAME-BY-GAME STATISTICS (PHILADELPHIA)

Date	Opp		FG-FGA	Pct	0-19	20-29	30-39	40-49	50+	Lg	XP-XPA	Pct	Pts	Kick by Kick
Sep 8	Was	W	1-1	100.0	0-0	1-1	0-0	0-0	0-0	22	3-3	100.0	6	(22)
Sep 15	at Atl	L	2-2	100.0	0-0	0-0	1-1	1-1	0-0	41	0-0	---	6	(34), (41)
Sep 22	Det	L	1-1	100.0	0-0	1-1	0-0	0-0	0-0	25	3-3	100.0	6	(25)
Sep 26	at GB	W	0-0	---	0-0	0-0	0-0	0-0	0-0	--	4-4	100.0	4	---
Oct 6	NYJ	W	1-1	100.0	0-0	1-1	0-0	0-0	0-0	28	4-4	100.0	7	(28)
Oct 13	at Min	L	2-2	100.0	0-0	0-0	0-0	1-1	1-1	53	2-2	100.0	8	(53), (40)
Oct 20	at Dal	L	1-1	100.0	0-0	0-0	1-1	0-0	0-0	38	1-1	100.0	4	(38)
Oct 27	at Buf	W	1-1	100.0	0-0	0-0	1-1	0-0	0-0	37	2-3	66.7	5	(37)
Nov 3	Chi	W	3-3	100.0	0-0	2-2	1-1	0-0	0-0	38	1-2	50.0	10	(28), (28), (38)
Nov 17	NE	L	1-1	100.0	0-0	0-0	0-0	1-1	0-0	42	1-1	100.0	4	(42)
Nov 24	Sea	L	1-1	100.0	0-0	1-1	0-0	0-0	0-0	28	0-0	---	3	(28)
Dec 1	at Mia	L	3-4	75.0	0-0	0-0	1-1	2-3	0-0	48	2-2	100.0	11	(48), (43), 49WL, (37)
Dec 9	NYG	W	1-2	50.0	0-0	0-0	1-1	0-1	0-0	34	2-2	100.0	5	(34), 47WL
Dec 15	at Was	W	1-1	100.0	0-0	1-1	0-0	0-0	0-0	25	4-4	100.0	7	(25)
Dec 22	Dal	W	1-3	33.3	0-0	0-0	1-1	0-0	0-2	36	2-2	100.0	5	(36), 53WR, 55WL
Dec 29	at NYG	W	2-2	100.0	0-0	0-0	1-1	0-0	1-1	50	4-4	100.0	10	(31), (50)
Totals			**22-26**	**84.6**	**0-0**	**7-7**	**8-8**	**5-7**	**2-4**	**53**	**35-37**	**94.6**	**101**	**---**
PLAYOFFS														
Jan 5	Sea	L	3-3	100.0	0-0	1-1	1-1	1-1	0-0	46	0-0	---	9	(46), (26), (38)
Totals			**3-3**	**100.0**	**0-0**	**1-1**	**1-1**	**1-1**	**0-0**	**46**	**0-0**	**---**	**9**	**---**

2018 GAME-BY-GAME STATISTICS (PHILADELPHIA)

Date	Opp		FG-FGA	Pct	0-19	20-29	30-39	40-49	50+	Lg	XP-XPA	Pct	Pts	Kick by Kick
Sep 6	Atl	W	1-1	100.0	0-0	1-1	0-0	0-0	0-0	26	1-1	100.0	4	(26)
Sep 16	at TB	L	0-1	0.0	0-0	0-0	0-0	0-1	0-0	--	3-3	100.0	3	42RU
Sep 23	Ind	W	2-3	66.7	0-0	1-1	1-1	0-0	0-1	33	2-2	100.0	8	55WL, (33), (24)
Sep 30	at Ten	L	3-3	100.0	0-0	1-1	2-2	0-0	0-0	37	2-2	100.0	11	(27), (30), (37)
Oct 7	Min	L	2-2	100.0	0-0	1-1	1-1	0-0	0-0	30	1-1	100.0	7	(30), (28)
Oct 11	at NYG	W	2-3	66.7	0-0	0-0	2-2	0-0	0-1	33	4-4	100.0	10	(33), 54WR, (30)
Oct 21	Car	L	1-2	50.0	0-0	0-0	0-1	1-1	0-0	46	2-2	100.0	5	36WR, (46)
Oct 28	at Jax	W	1-1	100.0	0-0	0-0	1-1	0-0	0-0	31	3-3	100.0	6	(31)
Nov 11	Dal	L	2-2	100.0	0-0	1-1	0-0	0-0	1-1	56	2-2	100.0	8	(56), (26)
Nov 18	at NO	L	0-0	---	0-0	0-0	0-0	0-0	0-0	--	1-1	100.0	1	---
Nov 25	NYG	W	3-3	100.0	0-0	1-1	0-0	2-2	0-0	43	0-0	---	9	(42), (28), (43)
Dec 3	Was	W	2-2	100.0	0-0	0-0	0-0	2-2	0-0	46	2-2	100.0	8	(46), (44)
Dec 9	at Dal	L	1-1	100.0	0-0	1-1	0-0	0-0	0-0	26	2-3	66.7	5	(26)
Dec 16	at LAR	W	3-4	75.0	0-0	0-0	1-1	1-1	1-2	51	3-3	100.0	12	(51), (34), (40), 53WR
Dec 23	Hou	W	2-2	100.0	0-0	0-0	1-1	1-1	0-0	47	2-3	66.7	8	(47), (35)
Dec 30	at Was	W	1-1	100.0	0-0	0-0	1-1	0-0	0-0	33	3-3	100.0	6	(33)
Totals			**26-31**	**83.9**	**0-0**	**7-7**	**10-11**	**7-8**	**2-5**	**56**	**33-35**	**94.3**	**111**	**---**
PLAYOFFS														
Jan 6	at Chi	W	1-1	100.0	0-0	0-0	0-0	1-1	0-0	43	1-1	100.0	4	(43)
Jan 13	at NO	L	0-0	---	0-0	0-0	0-0	0-0	0-0	--	2-2	100.0	2	---
Totals			**1-1**	**100.0**	**0-0**	**0-0**	**0-0**	**1-1**	**0-0**	**43**	**3-3**	**100.0**	**6**	**---**

JAKE ELLIOTT K | 4

GO BIRDS

2017 GAME-BY-GAME STATISTICS (PHILADELPHIA)														
Date	**Opp**		**FG-FGA**	**Pct**	**0-19**	**20-29**	**30-39**	**40-49**	**50+**	**Lg**	**XP-XPA**	**Pct**	**Pts**	**Kick by Kick**
SIGNED BY EAGLES FROM BENGALS PRACTICE SQUAD (9/12/17)														
Sep 17	at KC	L	2-3	66.7	0-0	0-0	1-2	1-1	0-0	40	2-2	100.0	8	(34), 30WL, (40)
Sep 24	NYG	W	2-3	66.7	0-0	0-0	0-0	1-1	1-2	61	3-3	100.0	9	52WL, (46), (61)
Oct 1	at LAC	W	4-4	100.0	0-0	0-0	0-0	3-3	1-1	53	2-2	100.0	14	(45), (40), (53), (47)
Oct 8	Ari	W	2-2	100.0	0-0	1-1	1-1	0-0	0-0	36	4-4	100.0	10	(36), (28)
Oct 12	at Car	W	2-2	100.0	0-0	0-0	0-0	1-1	1-1	50	2-2	100.0	8	(50), (48)
Oct 23	Was	W	2-3	66.7	0-0	0-0	0-0	1-2	1-1	50	4-4	100.0	10	(50), (42), 45RU
Oct 29	SF	W	2-2	100.0	0-0	0-0	0-0	1-1	1-1	51	1-3	33.3	7	(40), (51)
Nov 5	Den	W	1-1	100.0	0-0	0-0	0-0	1-1	0-0	45	6-7	85.7	9	(45)
Nov 19	at Dal	W	0-1	0.0	0-0	0-0	0-1	0-0	0-0	--	1-1	100.0	1	34WR
Nov 26	Chi	W	1-1	100.0	0-0	0-0	0-0	1-1	0-0	45	4-4	100.0	7	(45)
Dec 3	at Sea	L	1-1	100.0	0-0	1-1	0-0	0-0	0-0	26	1-1	100.0	4	(26)
Dec 10	at LAR	W	3-3	100.0	0-0	1-1	1-1	1-1	0-0	41	4-4	100.0	13	(22), (41), (33)
Dec 17	at NYG	W	2-2	100.0	0-0	2-2	0-0	0-0	0-0	28	4-4	100.0	10	(28), (20)
Dec 25	Oak	W	2-3	66.7	0-0	0-0	1-2	1-1	0-0	48	1-1	100.0	7	33WR, (35), (48)
Dec 31	Dal	L	0-0	---	0-0	0-0	0-0	0-0	0-0	--	0-0	---	0	---
Totals			**26-31**	**83.9**	**0-0**	**5-5**	**4-7**	**12-13**	**5-6**	**61**	**39-42**	**92.9**	**117**	**---**
PLAYOFFS														
Jan 13	Atl	W	3-3	100.0	0-0	1-1	1-1	0-0	1-1	53	0-1	0.0	9	(53), (37), (21)
Jan 21	Min	W	1-1	100.0	0-0	0-0	1-1	0-0	0-0	38	5-5	100.0	8	(38)
Feb 4	at NE	W	3-3	100.0	0-0	1-1	0-0	2-2	0-0	46	2-3	66.7	11	(25), (42), (46)
Totals			**7-7**	**100.0**	**0-0**	**2-2**	**2-2**	**2-2**	**1-1**	**53**	**7-9**	**77.8**	**28**	**---**

MARCUS EPPS

SAFETY | 22

Height: 6-0 **Weight:** 191 **DOB:** Jan. 27, 1996 (Age 25)
NFL Experience: 3rd Year *(3rd with Eagles)* **Draft:** D6b-19 (191st overall) by MIN **Acquired:** W-Min-19
College: Wyoming **Hometown (HS):** Huntington Beach, CA (Edison)

CAREER STATISTICS

			TACKLES					PASS DEFENSE					FUMBLES			DEF SNAPS	
Year	**Team**	**GP/S**	**Total**	**Solo**	**Asst**	**TFL**	**Sacks**	**Int**	**Yds**	**Lg**	**TD**	**PD**	**FF**	**FR**	**Yds**	**No**	**Pct**
2019	Minnesota	8/0	1	1	0	0	0.0	0	0	--	0	0	0	0	0	12	2%
	Philadelphia	7/0	8	6	2	0	0.0	0	0	--	0	0	0	0	0	99	10%
	Totals	*15/0*	*9*	*7*	*2*	*0*	*0.0*	*0*	*0*	--	*0*	*0*	*0*	*0*	*0*	---	---
2020	Philadelphia	14/5	49	37	12	0	0.0	2	0	0	0	6	0	0	0	363	33%
Totals		**29/5**	**58**	**44**	**14**	**0**	**0.0**	**2**	**0**	**0**	**0**	**6**	**0**	**0**	**0**	**---**	**---**
PLAYOFFS																	
2019	Philadelphia	1/0	0	0	0	0	0.0	0	0	--	0	0	0	0	0	13	20%
Totals		**1/0**	**0**	**0**	**0**	**0**	**0.0**	**0**	**0**	**--**	**0**	**0**	**0**	**0**	**0**	**---**	**---**

ADDITIONAL STATISTICS

Special Teams Tackles: 12 - 2020 (11), 2019 (1)

CAREER HIGHS

Tackles	11	12/27/20 at Dal.
Sacks	--	---
INTs	1	2x, last: 1/3/21 vs. Was.
PDs	3	12/20/20 at Ari.
FFs	--	---
FRs	--	---

First job: "Helping my grandma around the office. She was a lawyer." ... **Bucket list:** Traveling around Europe ... **Biggest pet peeve:** When people chew with their mouth open ... **If he could play another sport:** Baseball ... **Favorite meal:** Mexican food, burrito ... **Favorite music/artists:** "Rap, hip-hop, Nipsey Hussle, Kendrick Lamar – West Coast guys." ... **Favorite athletes growing up:** Troy Polamalu and LeBron James ... **Moment left star-struck:** "Any time I saw a pro athlete when I was younger."

2020 SEASON - EAGLES

- Produced 49 tackles (37 solo), 6 PDs and 2 INTs in a career-high 363 defensive snaps (33%), including five starts ... Also tallied a career-high 11 special teams tackles
- Intercepted QB **Alex Smith** vs. Was. (1/3/21)
- Posted a career-high 11 tackles (7 solo) at Dal. (12/27/20)
- Registered his first career INT when he picked off Cardinals QB **Kyler Murray** in the end zone at Ari. (12/20/20) ... Also added 7 tackles (6 solo) and a career-high 3 PDs

2019 SEASON - VIKINGS & EAGLES

- Saw action in 15 games between Minnesota and Philadelphia as a rookie, totaling 9 tackles (7 solo) ... With the Eagles, recorded 8 tackles (6 solo) in 99 defensive snaps (10%)

COLLEGE HIGHLIGHTS

- Started 50 career games at Wyoming after originally joining the team as a walk-on ... Voted a team captain during the 2016-18 seasons ... Finished with 325 tackles, 31 PDs and 9 INTs

BIRDSEED

- Prepped at Edison (CA) High School, where he played on both sides of the ball ... As a senior in 2014, recorded 3 INTs on defense and hauled in 20 catches for 283 yards

TRANSACTIONS

- **11/18/20** - Activated from Reserve/COVID-19 ... **11/5/20** - Placed on Reserve/COVID-19 ... **11/7/19** - Claimed off waivers by PHI ... **11/6/19** - Waived by MIN ... **2019** - Drafted by MIN in 6th round (191st overall)

MARCUS EPPS S | 22

GO BIRDS

2020 GAME-BY-GAME STATISTICS (PHI)

Date	Opp		GP/S	Tot	Solo	Sk	Int	PD	FF	FR	Snaps	Pct
Sep 13	at Was	L	1/0	1	1	0.0	0	0	0	0	3	4%
Sep 20	LAR	L	1/1	4	4	0.0	0	0	0	0	16	23%
Sep 27	Cin	T	1/0	0	0	0.0	0	1	0	0	8	11%
Oct 4	at SF	W	1/0	8	7	0.0	0	0	0	0	44	60%
Oct 11	at Pit	L	1/1	6	3	0.0	0	1	0	0	54	72%
Oct 18	Bal	L	0/0	INACTIVE								
Oct 22	NYG	W	1/0	0	0	0.0	0	0	0	0	0	0%
Nov 1	Dal	W	1/0	3	2	0.0	0	0	0	0	16	20%
Nov 15	at NYG	L	0/0	RESERVE/COVID-19								
Nov 22	at Cle	L	1/0	0	0	0.0	0	0	0	0	2	3%
Nov 30	Sea	L	1/0	1	1	0.0	0	0	0	0	3	4%
Dec 6	at GB	L	1/0	2	2	0.0	0	0	0	0	11	18%
Dec 13	NO	W	1/0	2	2	0.0	0	0	0	0	35	55%
Dec 20	at Ari	L	1/1	7	6	0.0	1	3	0	0	68	100%
Dec 27	at Dal	L	1/1	11	7	0.0	0	0	0	0	40	57%
Jan 3	Was	L	1/1	4	2	0.0	1	1	0	0	63	100%
Totals			**14/5**	**49**	**37**	**0.0**	**2**	**6**	**0**	**0**	**363**	**33%**

2019 GAME-BY-GAME STATISTICS (MIN & PHI)

Date	Opp		GP/S	Tot	Solo	Sk	Int	PD	FF	FR	Snaps	Pct
Sep 8	Atl	W	1/0	0	0	0.0	0	0	0	0	1	1%
Sep 15	at GB	L	1/0	0	0	0.0	0	0	0	0	0	0%
Sep 22	Oak	W	1/0	1	1	0.0	0	0	0	0	8	14%
Sep 29	at Chi	L	1/0	0	0	0.0	0	0	0	0	0	0%
Oct 6	at NYG	W	1/0	0	0	0.0	0	0	0	0	0	0%
Oct 13	Phi	W	1/0	0	0	0.0	0	0	0	0	3	5%
Oct 20	at Det	W	1/0	0	0	0.0	0	0	0	0	0	0%
Oct 24	Was	W	1/0	0	0	0.0	0	0	0	0	0	0%
Nov 3	at KC	L	0/0	INACTIVE								
WAIVED BY VIKINGS (11/6/19); CLAIMED OFF WAIVERS BY EAGLES (11/7/19)												
Nov 17	NE	L	1/0	0	0	0.0	0	0	0	0	0	0%
Nov 24	Sea	L	1/0	0	0	0.0	0	0	0	0	2	26%
Dec 1	at Mia	L	1/0	0	0	0.0	0	0	0	0	4	6%
Dec 9	NYG	W	1/0	0	0	0.0	0	0	0	0	16	31%
Dec 15	at Was	W	1/0	2	2	0.0	0	0	0	0	13	25%
Dec 22	Dal	W	1/0	0	0	0.0	0	0	0	0	16	26%
Dec 29	at NYG	W	1/0	6	4	0.0	0	0	0	0	33	45%
Totals			**15/0**	**9**	**7**	**0.0**	**0**	**0**	**0**	**0**	**---**	**---**
PLAYOFFS												
Jan 5	Sea	L	1/0	0	0	0.0	0	0	0	0	13	20%
Totals			**1/0**	**0**	**0**	**0.0**	**0**	**0**	**0**	**0**	**13**	**20%**

ZACH ERTZ

TIGHT END | 86

Height: 6-5 **Weight:** 250 **DOB:** Nov. 10, 1990 (Age 30)
NFL Experience: 9th Year *(9th with Eagles)* **Draft:** D2-13 (35th overall) by PHI
College: Stanford **Hometown (HS):** Danville, CA (Monte Vista)

Pro Bowl: 2018, 2019, 2020 **Super Bowl Champion:** 2017 (LII)

CAREER STATISTICS

			RECEIVING					OFF SNAPS	
Year	**Team**	**GP/S**	**Rec**	**Yds**	**Avg**	**Lg**	**TD**	**No**	**Pct**
2013	Philadelphia	16/3	36	469	13.0	38	4	450	41%
2014	Philadelphia	16/5	58	702	12.1	35t	3	587	50%
2015	Philadelphia	15/7	75	853	11.4	60	2	790	68%
2016	Philadelphia	14/12	78	816	10.5	30	4	851	75%
2017	Philadelphia	14/13	74	824	11.1	53	8	778	69%
2018	Philadelphia	16/16	116	1,163	10.0	34	8	1,000	92%
2019	Philadelphia	15/15	88	916	10.4	30	6	952	80%
2020	Philadelphia	11/11	36	335	9.3	42	1	634	56%
Totals		**117/82**	**561**	**6,078**	**10.8**	**60**	**36**	---	---
PLAYOFFS									
2013	Philadelphia	1/0	3	22	7.3	15	1	23	40%
2017	Philadelphia	3/2	18	192	10.7	36	1	176	85%
2018	Philadelphia	2/2	10	102	10.2	17	0	107	90%
2019	Philadelphia	1/1	2	44	22.0	32	0	61	88%
Totals		**7/5**	**33**	**360**	**10.9**	**36**	**2**	---	---

ADDITIONAL STATISTICS

Fumbles/Lost: 5/4 - 2019 (1/1), 2018 (1/0), 2017 (1/1), 2015 (1/1), 2014 (1/1)

CAREER HIGHS

Receptions	15	12/20/14 at Was.
Receiving Yards	152	1/3/16 at NYG
Receiving Long	60	1/3/16 at NYG
Receiving TDs	2	6x, last: 12/9/19 vs. NYG

CAREER HIGHLIGHTS

- Is a three-time **Pro Bowl** honoree (2018, '19, '20)
- Set the NFL single-season record for receptions by a TE (116, most by any player in Eagles history) in 2018, surpassing **Jason Witten** in 2012 (110) ... His career-high 116 receptions ranked 2nd overall in the NFL, trailing only **Michael Thomas** (125)
- Caught the game-winning TD in **Super Bowl LII** at NE (2/4/18) on an 11-yard pass from **Nick Foles** that gave the Eagles a 38-33 lead with 2:21 remaining in regulation
- Established a franchise single-game record with 15 receptions on 12/20/14 at Washington

NOTES TO KNOW

- Ranks 2nd on the Eagles' all-time receptions list (561), behind Pro Football Hall of Famer **Harold Carmichael** (589, 1971-83)

2020 SEASON - EAGLES

- Caught 36 passes for 335 yards (9.3 avg.) and 1 TD

2019 SEASON - EAGLES

- Ranked 3rd among NFL TEs in receptions (88), 4th in receiving yards (916) and T-4th in receiving TDs (6) ... His 88 catches tied for the 3rd-most in Eagles single-season history, trailing only himself in 2018 (116) and **Brian Westbrook** in 2007 (90)
- Registered a team-high 9 receptions for 91 yards and 2 TDs (caught game-tying and game-winning TD passes from **Carson Wentz**) in the 23-17 overtime win vs. NYG (12/9/19) ... Became the first TE in NFL history to catch a TD pass in both the fourth quarter and overtime in the same game
- Totaled 12 receptions for 91 yards and 1 TD vs. Sea. (11/24/19) ... Became the second player in team history to reach 500 career catches, joining Pro Football Hall of Famer **Harold Carmichael** (589, 1971-83) ... Also became the 2nd-fastest TE in NFL history to reach 500 receptions (102 games), behind Pro Football Hall of Famer **Kellen Winslow Sr.** (101, 1979-87)

2018 SEASON - EAGLES

- Setting the NFL single-season record for receptions by a TE (116, most in Eagles history), surpassing **Jason Witten** in 2012 (110)
- Finished the regular season with the 2nd-most receptions in the NFL, trailing only **Michael Thomas** (125) in that category
- Ranked 3rd among NFL TEs in receiving yards (1,163), behind **George Kittle** (1,377) and **Travis Kelce** (1,336) ... Also joined **Eric Ebron** (13) and Kelce (10) as the only TEs with 8+ receiving TDs
- Broke **Jason Witten**'s single-season record for receptions by a TE (110 in 2012) following a team-high 12-catch, 110-yard performance in the 32-30 win vs. Hou. (12/23/18)
- Surpassed **Brian Westbrook** in 2007 (90) for the most catches in single-season franchise history after recording a team-high 9 receptions for 83 yards in the 28-13 win vs. Was. (12/3/18)

ZACH ERTZ TE | 86

GO BIRDS

2020 GAME-BY-GAME STATISTICS (PHI)

				RECEIVING					SNAPS	
Date	**Opp**		**GP/S**	**Rec**	**Yds**	**Avg**	**Lg**	**TD**	**No**	**Pct**
Sep 13	at Was	L	1/1	3	18	6.0	7	1	58	85%
Sep 20	LAR	L	1/1	5	42	8.4	12	0	67	94%
Sep 27	Cin	T	1/1	7	70	10.0	30	0	84	92%
Oct 4	at SF	W	1/1	4	9	2.3	8	0	59	95%
Oct 11	at Pit	L	1/1	1	6	6.0	6	0	56	95%
Oct 18	Bal	L	1/1	4	33	8.3	11	0	48	67%
Oct 22	NYG	W	0/0	RESERVE/INJURED						
Nov 1	Dal	W	0/0	RESERVE/INJURED						
Nov 15	at NYG	L	0/0	RESERVE/INJURED						
Nov 22	at Cle	L	0/0	RESERVE/INJURED						
Nov 30	Sea	L	0/0	RESERVE/INJURED						
Dec 6	at GB	L	1/1	2	31	15.5	20	0	27	44%
Dec 13	NO	W	1/1	2	8	4.0	6	0	50	72%
Dec 20	at Ari	L	1/1	2	69	34.5	42	0	62	75%
Dec 27	at Dal	L	1/1	3	33	11.0	17	0	62	85%
Jan 3	Was	L	1/1	3	16	5.3	7	0	61	90%
Totals			**11/11**	**36**	**335**	**9.3**	**42**	**1**	**634**	**56%**

- Recorded 10+ receptions and 100+ receiving yards in back-to-back games on 9/30/18-10/7/18 ... Became the first Eagle to accomplish the feat since **Pete Pihos** from 12/4/55-12/11/55 and the first NFL TE since **Tony Gonzalez** from 12/25/04-1/2/05

2017 SEASON - EAGLES

- Tied for 2nd among NFL TEs in receiving TDs (8) and ranking 3rd in both receptions (72) and receiving yards (824)
- Caught the game-winning TD in **Super Bowl LII** at NE (2/4/18) on an 11-yard pass from **Nick Foles** that gave the Eagles a 38-33 lead with 2:21 remaining in regulation
- Registered a team-high 93 yards on 8 receptions in the 38-7 win vs. Min. (1/21/18) in the NFC Championship
- Posted receiving TDs in 4 consecutive games from 10/8/17-10/29/17, becoming the first Eagles TE to do so since **Charle Young** from 12/1/74-9/21/75 (also 4)

2016 SEASON - EAGLES

- Led the Eagles with 78 receptions for 816 yards and 4 TDs ... His 78 catches ranked 5th among NFL TEs, behind **Dennis Pitta** (86), **Travis Kelce** (85), **Kyle Rudolph** (83) and **Greg Olsen** (80) ... Also ranked 1st among TEs in receptions per game (5.6)

2015 SEASON - EAGLES

- Finished with the 2nd-most receptions (75) and receiving yards (853) on the Eagles offense ... Produced 30 catches over the last 3 games of the regular season, setting an Eagles record for the most receptions over a 3-game span
- Totaled 450 receiving yards in the final 4 games of the season, which ranked 1st among NFL TEs during that stretch

2014 SEASON - EAGLES

- Totaled 58 receptions for 702 yards and 3 TDs
- Set a franchise single-game record with 15 receptions while also posting his first 100+ yard game (115) at Was. (12/20/14)

2019 GAME-BY-GAME STATISTICS (PHI)

				RECEIVING					SNAPS	
Date	**Opp**		**GP/S**	**Rec**	**Yds**	**Avg**	**Lg**	**TD**	**No**	**Pct**
Sep 8	Was	W	1/1	5	54	10.8	26	0	61	82%
Sep 15	at Atl	L	1/1	8	72	9.0	16	0	81	100%
Sep 22	Det	L	1/1	4	64	16.0	23	0	76	100%
Sep 26	at GB	W	1/1	7	65	9.3	14	0	47	76%
Oct 6	NYJ	W	1/1	5	57	11.4	21	1	58	85%
Oct 13	at Min	L	1/1	4	54	13.5	20	0	52	80%
Oct 20	at Dal	L	1/1	2	38	19.0	24	0	49	80%
Oct 27	at Buf	W	1/1	2	20	10.0	18	0	66	90%
Nov 3	Chi	W	1/1	9	103	11.4	25t	1	70	79%
Nov 17	NE	L	1/1	9	94	10.4	25	0	67	89%
Nov 24	Sea	L	1/1	12	91	7.6	12	1	66	87%
Dec 1	at Mia	L	1/1	3	24	8.0	12	0	53	75%
Dec 9	NYG	W	1/1	9	91	10.1	30	2	79	89%
Dec 15	at Was	W	1/1	5	61	12.2	27	1	68	88%
Dec 22	Dal	W	1/1	4	28	7.0	10	0	59	82%
Dec 29	at NYG	W	0/0	INACTIVE						
Totals			**15/15**	**88**	**916**	**10.4**	**30**	**6**	**952**	**80%**
PLAYOFFS										
Jan 5	Sea	L	1/1	2	44	22.0	32	0	61	88%
Totals			**1/1**	**2**	**44**	**22.0**	**32**	**0**	**61**	**88%**

Bucket list: Skydiving ... **Talent he'd most like to have:** The ability to read minds ... **'Welcome to the NFL' moment:** Seeing Michael Vick in a meeting ... **Favorite musician:** Jason Aldean ... **Favorite TV shows:** *Game of Thrones* and *Homeland*

TOP 10: RECEIVING YARDS

Date	Opponent	Sacks
1/3/16	at New York Giants (W, 35-30)	152
11/11/18	vs. Dallas Cowboys (L, 20-27)	145
1/1/17	vs. Dallas Cowboys (W, 27-13)	139
10/21/18	vs. Carolina Panthers (L, 17-21)	138
12/26/15	vs. Washington (L, 24-38)	122
12/20/14	at Washington (L, 24-27)	115
9/30/18	at Tennessee Titans (L, 23-26) (OT)	112
12/11/16	vs. Washington (L, 22-27)	112
12/23/18	vs. Houston Texans (W, 32-30)	110
10/7/18	vs. Minnesota Vikings (L, 21-23)	110

ZACH ERTZ TE | 86

GO BIRDS

2018 GAME-BY-GAME STATISTICS (PHI)

				RECEIVING					SNAPS	
Date	**Opp**		**GP/S**	**Rec**	**Yds**	**Avg**	**Lg**	**TD**	**No**	**Pct**
Sep 6	Atl	W	1/1	5	48	9.6	18	0	70	97%
Sep 16	at TB	L	1/1	11	94	8.5	34	0	74	94%
Sep 23	Ind	W	1/1	5	73	14.6	28	0	81	99%
Sep 30	at Ten	L	1/1	10	112	11.2	24	0	76	97%
Oct 7	Min	L	1/1	10	110	11.0	23	1	57	97%
Oct 11	at NYG	W	1/1	7	43	6.1	15	1	71	100%
Oct 21	Car	L	1/1	9	138	15.3	27	0	65	97%
Oct 28	at Jax	W	1/1	4	26	6.5	15	1	57	92%
Nov 11	Dal	L	1/1	14	145	10.4	23	2	62	100%
Nov 18	at NO	L	1/1	2	15	7.5	8	0	47	92%
Nov 25	NYG	W	1/1	7	91	13.0	24	1	52	80%
Dec 3	Was	W	1/1	9	83	9.2	20	0	59	79%
Dec 9	at Dal	L	1/1	5	38	7.6	12	0	44	85%
Dec 16	at LAR	W	1/1	3	22	7.3	11	0	59	92%
Dec 23	Hou	W	1/1	12	110	9.2	23t	2	73	89%
Dec 30	at Was	W	1/1	3	15	5.0	7	0	53	75%
Totals			**16/16**	**116**	**1,163**	**10.0**	**34**	**8**	**1,000**	**92%**
PLAYOFFS										
Jan 6	at Chi	W	1/1	5	52	10.4	17	0	61	90%
Jan 13	at NO	L	1/1	5	50	10.0	17	0	46	90%
Totals			**2/2**	**10**	**102**	**10.2**	**17**	**0**	**107**	**90%**

2017 GAME-BY-GAME STATISTICS (PHI)

				RECEIVING					SNAPS	
Date	**Opp**		**GP/S**	**Rec**	**Yds**	**Avg**	**Lg**	**TD**	**No**	**Pct**
Sep 10	at Was	W	1/1	8	93	11.6	23	0	60	88%
Sep 17	at KC	L	1/1	5	97	19.4	53	0	60	83%
Sep 24	NYG	W	1/1	8	55	6.9	12	1	75	99%
Oct 1	at LAC	W	1/1	5	81	16.2	38	0	60	76%
Oct 8	Ari	W	1/1	6	61	10.2	14	1	57	85%
Oct 12	at Car	W	1/1	2	18	9.0	17t	2	49	79%
Oct 23	Was	W	1/0	5	89	17.8	46	1	53	82%
Oct 29	SF	W	1/1	4	34	8.5	14	1	64	91%
Nov 5	Den	W	0/0	INACTIVE						
Nov 19	at Dal	W	1/1	2	8	4.0	6	0	60	94%
Nov 26	Chi	W	1/1	10	103	10.3	22	1	65	83%
Dec 3	at Sea	L	1/1	2	24	12.0	14	0	45	60%
Dec 10	at LAR	W	0/0	INACTIVE						
Dec 17	at NYG	W	1/1	6	56	9.3	17	1	60	88%
Dec 25	Oak	W	1/1	9	81	9.0	25	0	56	82%
Dec 31	Dal	L	1/1	2	24	12.0	15	0	14	24%
Totals			**14/13**	**74**	**824**	**11.1**	**53**	**8**	**778**	**69%**
PLAYOFFS										
Jan 13	Atl	W	1/0	3	32	10.7	11	0	59	88%
Jan 21	Min	W	1/1	8	93	11.6	36	0	53	82%
Feb 4	at NE	W	1/1	7	67	9.6	19	1	64	85%
Totals			**3/2**	**18**	**192**	**10.7**	**36**	**1**	**176**	**85%**

2013 SEASON - EAGLES

- Recorded 36 catches for 469 yards and 4 TDs as a rookie
- Hauled in a 3-yard TD pass from **Nick Foles** to give the Eagles a 24-23 advantage in the fourth quarter of the NFC Wild Card playoff game vs. NO (1/4/14)

COLLEGE HIGHLIGHTS

- Appeared in 38 games at Stanford and recorded 112 receptions for 1,434 yards and 15 TDs in three seasons
- As a junior, was a unanimous first-team All-American after leading Stanford and all FBS TEs in receiving yards (898) and receptions (69), both school records at the position ... Also named first-team All-Pac-12 and Pac-12 All-Academic honorable mention

BIRDSEED

- He and his wife, Julie, who is a star defender on the U.S. Women's National Soccer team, married during the 2017 offseason ... In 2018, the couple launched the Ertz Family Foundation, which focuses on providing opportunities for youth to learn the value of exercise, nutrition, leadership, work ethic, accountability and teamwork; improving the quality of education through supporting teachers, students and schools; and restoring hope and building communities for families that need it most
- Earned his degree in management science and engineering
- Graduated from Monte Vista (CA) High School, where he was a first-team all-state selection as a senior after catching 56 passes for 756 yards and 14 TDs ... Also played on the basketball team (went 32-4 and lost in the NorCal finals)

- Is the son of Lisa and Douglas, and has three younger brothers: Shane, Nic and Jackson ... His father, Douglas, played football at Lehigh University from 1981-84

TRANSACTIONS

- **12/2/20** - Activated from Reserve/Injured ... **10/22/20** - Placed on Reserve/Injured ... **1/25/16** - Signed by PHI to 5-year contract extension ... **2013** - Drafted by PHI in 2nd round (35th overall)

ZACH ERTZ TE | 86

GO BIRDS

2016 GAME-BY-GAME STATISTICS (PHI)

				RECEIVING					SNAPS	
Date	Opp		GP/S	Rec	Yds	Avg	Lg	TD	No	Pct
Sep 11	Cle	W	1/1	6	58	9.7	15	0	60	78%
Sep 19	at Chi	W	0/0	INACTIVE						
Sep 25	Pit	W	0/0	INACTIVE						
Oct 9	at Det	L	1/1	3	37	12.3	21	0	52	85%
Oct 16	at Was	L	1/1	1	22	22.0	22	0	46	88%
Oct 23	Min	W	1/1	1	14	14.0	14	0	48	83%
Oct 30	at Dal	L	1/1	4	19	4.8	11	0	63	81%
Nov 6	at NYG	L	1/1	8	97	12.1	30	0	62	83%
Nov 13	Atl	W	1/1	6	55	9.2	18	0	59	75%
Nov 20	at Sea	L	1/1	6	35	5.8	11	1	70	88%
Nov 28	GB	L	1/1	3	36	12.0	16	0	55	93%
Dec 4	at Cin	L	1/0	9	79	8.8	20	1	70	88%
Dec 11	Was	L	1/1	10	112	11.2	29	0	67	86%
Dec 18	at Bal	L	1/1	6	80	13.3	24	0	81	93%
Dec 22	NYG	W	1/1	2	33	16.5	19	0	48	86%
Jan 1	Dal	W	1/0	13	139	10.7	20t	2	70	92%
Totals			**14/12**	**78**	**816**	**10.5**	**30**	**4**	**851**	**75%**

2015 GAME-BY-GAME STATISTICS (PHI)

				RECEIVING					SNAPS	
Date	Opp		GP/S	Rec	Yds	Avg	Lg	TD	No	Pct
Sep 14	at Atl	L	1/0	3	46	15.3	21	0	52	70%
Sep 20	Dal	L	1/0	3	17	5.7	9	0	40	65%
Sep 27	at NYJ	W	1/0	2	30	15.0	21	0	38	52%
Oct 4	at Was	L	1/1	2	11	5.5	7	0	38	68%
Oct 11	NO	W	1/0	5	60	12.0	21	0	56	67%
Oct 19	NYG	W	1/1	4	43	10.8	17	0	67	86%
Oct 25	at Car	L	1/1	5	63	12.6	24	0	75	90%
Nov 8	at Dal	W	1/1	5	44	8.8	27	0	59	81%
Nov 15	Mia	L	1/0	7	68	9.7	27	0	76	79%
Nov 22	TB	L	1/1	2	12	6.0	7	0	14	20%
Nov 26	at Det	L	0/0	INACTIVE						
Dec 6	at NE	W	1/1	2	9	4.5	5t	1	53	87%
Dec 13	Buf	W	1/0	5	98	19.6	41	0	60	78%
Dec 20	Ari	L	1/0	8	78	9.8	22t	1	49	77%
Dec 26	Was	L	1/1	13	122	9.4	17	0	64	79%
Jan 3	at NYG	W	1/0	9	152	16.9	60	0	49	74%
Totals			**15/7**	**75**	**853**	**11.4**	**60**	**2**	**790**	**68%**

2014 GAME-BY-GAME STATISTICS (PHI)

				RECEIVING					SNAPS	
Date	Opp		GP/S	Rec	Yds	Avg	Lg	TD	No	Pct
Sep 7	Jax	W	1/1	3	77	25.7	26	1	52	60%
Sep 15	at Ind	W	1/0	4	86	21.5	27	0	52	76%
Sep 21	Was	W	1/0	2	14	7.0	10	0	38	52%
Sep 28	at SF	L	1/0	4	43	10.8	14	0	43	72%
Oct 5	StL	W	1/0	3	39	13.0	19	0	29	40%
Oct 12	NYG	W	1/0	3	47	15.7	23	1	30	42%
Oct 26	at Ari	L	1/1	5	48	9.6	15	0	47	51%
Nov 2	at Hou	W	1/0	1	4	4.0	4	0	24	29%
Nov 10	Car	W	1/0	1	17	17.0	17	0	31	50%
Nov 16	at GB	L	1/0	4	55	13.8	22	0	27	35%
Nov 23	Ten	W	1/1	4	30	7.5	10	0	26	30%
Nov 27	at Dal	W	1/0	0	0	---	--	0	20	26%
Dec 7	Sea	L	1/0	2	39	19.5	35t	1	25	54%
Dec 14	Dal	L	1/0	3	32	10.7	15	0	26	47%
Dec 20	at Was	L	1/1	15	115	7.7	16	0	70	78%
Dec 28	at NYG	W	1/1	4	56	14.0	19	0	47	64%
Totals			**16/5**	**58**	**702**	**12.1**	**35t**	**3**	**587**	**50%**

2013 GAME-BY-GAME STATISTICS (PHI)

				RECEIVING					SNAPS	
Date	Opp		GP/S	Rec	Yds	Avg	Lg	TD	No	Pct
Sep 9	at Was	W	1/0	1	11	11.0	11	0	24	30%
Sep 15	SD	L	1/0	2	58	29.0	31	0	12	20%
Sep 19	KC	L	1/0	1	5	5.0	5	0	14	22%
Sep 29	at Den	L	1/1	1	38	38.0	38	0	31	44%
Oct 6	at NYG	W	1/0	2	38	19.0	24	0	33	41%
Oct 13	at TB	W	1/0	3	13	4.3	6	0	42	62%
Oct 20	Dal	L	1/0	3	33	11.0	21	0	23	29%
Oct 27	NYG	L	1/0	1	5	5.0	5	0	27	44%
Nov 3	at Oak	W	1/0	5	42	8.4	15t	1	35	59%
Nov 10	at GB	W	1/0	0	0	---	--	0	33	54%
Nov 17	Was	W	1/0	2	31	15.5	16	0	30	45%
Dec 1	Ari	W	1/0	5	68	13.6	24t	2	38	49%
Dec 8	Det	W	1/1	0	0	---	--	0	26	35%
Dec 15	at Min	L	1/0	6	57	9.5	17	1	45	65%
Dec 22	Chi	W	1/1	1	27	27.0	27	0	15	23%
Dec 29	at Dal	W	1/0	3	43	14.3	17	0	22	33%
Totals			**16/3**	**36**	**469**	**13.0**	**38**	**4**	**450**	**41%**
PLAYOFFS										
Jan 4	NO	L	1/0	3	22	7.3	15	1	23	40%
Totals			**1/0**	**3**	**22**	**7.3**	**15**	**1**	**23**	**40%**



JOE FLACCO

QUARTERBACK | 7

Height: 6-6 **Weight:** 245 **DOB:** Jan. 16, 1985 (Age 36)
NFL Experience: 14th Year *(1st with Eagles)* **Draft:** D1-08 (18th overall) by BAL **Acquired:** FA-NYJ-21
College: Delaware **Hometown (HS):** Audubon, NJ (Audubon)

Super Bowl Champion: 2012 (XLVII) **Super Bowl MVP:** 2012 (XLVII)

CAREER STATISTICS

			PASSING											RUSHING					OFF SNAPS	
Year	**Team**	**GP/S**	**Att**	**Cmp**	**Pct**	**Yds**	**Y/A**	**TD**	**Int**	**Lg**	**Sk/Yds**	**Rate**	**Att**	**Yds**	**Avg**	**Lg**	**TD**	**No**	**Pct**
2008	Baltimore	16/16	428	257	60.0	2,971	6.9	14	12	70t	32/276	80.3	52	180	3.5	38t	2	N/A	N/A
2009	Baltimore	16/16	499	315	63.1	3,613	7.2	21	12	72t	36/218	88.9	35	56	1.6	10	0	N/A	N/A
2010	Baltimore	16/16	489	306	62.6	3,622	7.4	25	10	67	40/294	93.6	43	84	2.0	14	1	N/A	N/A
2011	Baltimore	16/16	542	312	57.6	3,610	6.7	20	12	74t	31/203	80.9	39	88	2.3	33	1	N/A	N/A
2012	Baltimore	16/16	531	317	59.7	3,817	7.2	22	10	61t	35/227	87.7	32	22	0.7	16	3	1,002	92%
2013	Baltimore	16/16	614	362	59.0	3,912	6.4	19	22	74	48/324	73.1	27	131	4.9	22	1	1,128	99%
2014	Baltimore	16/16	554	344	62.1	3,986	7.2	27	12	80t	19/167	91.0	39	70	1.8	15	2	1,068	99%
2015	Baltimore	10/10	413	266	64.4	2,791	6.8	14	12	50t	16/124	83.1	13	23	1.8	16	3	716	63%
2016	Baltimore	16/16	672	436	64.9	4,317	6.4	20	15	95t	33/243	83.5	21	58	2.8	16	2	1,111	98%
2017	Baltimore	16/16	549	352	64.1	3,141	5.7	18	13	66	27/205	80.4	25	54	2.2	25	1	1,026	95%
2018	Baltimore	9/9	379	232	61.2	2,465	6.5	12	6	71	16/79	84.2	19	45	2.4	13	0	641	54%
2019	Denver	8/8	262	171	65.3	1,822	7.0	6	5	70t	26/194	85.1	12	20	1.7	9	0	532	52%
2020	N.Y. Jets	5/4	134	74	55.2	864	6.4	6	3	52	7/69	80.6	6	22	3.7	9	0	250	25%
Totals		**176/175**	**6,066**	**3,744**	**61.7**	**40,931**	**6.7**	**224**	**144**	**95t**	**366/2,623**	**84.1**	**363**	**853**	**2.4**	**38t**	**16**	**---**	**---**
PLAYOFFS																			
2008	Baltimore	3/3	75	33	44.0	437	5.8	1	3	48t	3/16	50.8	12	5	0.4	5t	1	N/A	N/A
2009	Baltimore	2/2	45	24	53.3	223	5.0	0	3	27	1/6	39.4	7	7	1.0	7	0	N/A	N/A
2010	Baltimore	2/2	64	41	64.1	390	6.1	3	1	28	9/51	90.0	9	25	2.8	13	0	N/A	N/A
2011	Baltimore	2/2	63	36	57.1	482	7.7	4	1	42	8/60	96.1	6	26	4.3	14	0	N/A	N/A
2012	Baltimore	4/4	126	73	57.9	1,140	9.0	11	0	70t	6/38	117.2	8	16	2.0	14	0	282	100%
2014	Baltimore	2/2	74	46	62.2	551	7.4	6	2	40	1/13	100.7	8	8	1.0	9	0	134	100%
2018	Baltimore	0/0	0	0	---	0	---	0	0	--	0/0	---	0	0	---	--	0	0	0%
Totals		**15/15**	**447**	**253**	**56.6**	**3,223**	**7.2**	**25**	**10**	**70t**	**28/184**	**88.6**	**50**	**87**	**1.7**	**14**	**1**	**---**	**---**

ADDITIONAL STATISTICS

Fumbles/Lost: 89/29 - 2020 (1/0), '19 (8/3), '18 (3/1), '17 (6/0), '16 (5/3), '15 (5/2), '14 (5/0), '13 (8/2), '12 (9/4), '11 (11/6), '10 (9/4), '09 (8/2), '08 (11/2)

CAREER HIGHS

Pass Attempts	62	2x, last: 9/7/14 vs. Cin.
Completions	37	12/12/16 at NE
Passing Yards	389	9/25/11 at StL
Yards/Attempt	12.9	12/28/08 vs. Jax.
Passing Long	95t	11/6/16 vs. Pit.
Passing TDs	5	10/12/14 at TB
Completion %	80.0	11/1/09 vs. Den.
Passer Rating	149.7	10/12/14 at TB
Rush Attempts	8	2x, last: 1/3/15 at Pit. (WC)
Rushing Yards	57	11/16/08 at NYG
Rushing Long	38t	9/7/08 vs. Cin.
Rushing TDs	2	10/11/15 vs. Cle.

JOE FLACCO QB | 7

GO BIRDS

2020 GAME-BY-GAME STATISTICS (N.Y. JETS)

				PASSING										RUSHING					SNAPS	
Date	**Opp**		**GP/S**	**Att**	**Cmp**	**Pct**	**Yds**	**Y/A**	**TD**	**Int**	**Lg**	**Sk/Yds**	**Rate**	**Att**	**Yds**	**Avg**	**Lg**	**TD**	**No**	**Pct**
Sep 13	at Buf	L	0/0	INACTIVE																
Sep 20	SF	L	0/0	INACTIVE																
Sep 27	at Ind	L	0/0	INACTIVE																
Oct 1	Den	L	1/0	2	2	100.0	16	8.0	0	0	11	0/0	100.0	0	0	---	--	0	4	5%
Oct 11	Ari	L	1/1	33	18	54.5	195	5.9	1	0	52	2/17	82.3	0	0	---	--	0	69	100%
Oct 18	at Mia	L	1/1	44	21	47.7	186	4.2	0	1	22	3/38	50.0	1	0	0.0	0	0	71	100%
Oct 25	Buf	L	0/0	DID NOT PLAY																
Nov 1	at KC	L	0/0	DID NOT PLAY																
Nov 9	NE	L	1/1	25	18	72.0	262	10.5	3	1	50t	1/5	128.7	4	20	5.0	9	0	46	100%
Nov 22	at LAC	L	1/1	30	15	50.0	205	6.8	2	1	49t	1/9	80.6	1	2	2.0	2	0	60	100%
Nov 29	Mia	L	0/0	DID NOT PLAY																
Dec 6	LV	L	0/0	DID NOT PLAY																
Dec 13	at Sea	L	0/0	DID NOT PLAY																
Dec 20	at LAR	W	0/0	DID NOT PLAY																
Dec 27	Cle	W	0/0	DID NOT PLAY																
Jan 3	at NE	L	0/0	DID NOT PLAY																
Totals			**5/4**	**134**	**74**	**55.2**	**864**	**6.4**	**6**	**3**	**52**	**7/69**	**80.6**	**6**	**22**	**3.7**	**9**	**0**	**250**	**25%**

TOP 10: PASSING YARDS

Date	Opponent	Yds
9/25/11	at St. Louis Rams (W, 37-7)	389
10/18/09	at Minnesota Vikings (L, 31-33)	385
9/20/15	at Oakland Raiders (L, 33-37)	384
9/23/12	vs. New England Patriots (W, 31-30)	382
12/4/16	vs. Miami Dolphins (W, 38-6)	381
9/13/18	at Cincinnati Bengals (L, 23-34)	376
9/30/18	at Pittsburgh Steelers (W, 26-14)	363
9/27/15	vs. Cincinnati Bengals (L, 24-28)	362
9/15/13	at Denver Broncos (L, 27-49)	362
9/27/12	vs. Cleveland Browns (W, 23-16)	356

CAREER HIGHLIGHTS

- Led Baltimore to a 96-67 regular-season record and 10-5 post-season mark in 178 overall starts during his first 11 NFL seasons (2008-18) ... Ended his career with the Ravens as the franchise's all-time leader in every major passing category
- Chosen as **Super Bowl XLVII MVP** in 2012 after leading Baltimore to a 34-31 win over San Francisco in Super Bowl XLVII ... Joined **Joe Montana** (1989) as the only QBs in NFL history to throw 11 TDs and 0 INTs in a single postseason (four games)
- Is tied with **Tom Brady** for the most road postseason victories (seven) by a QB in NFL history ... Additionally ranks 4th among active NFL QBs in career playoff wins (10), trailing only Brady (34), **Ben Roethlisberger** (13) and **Aaron Rodgers** (11)
- Started 122 consecutive games from 2008-15 – the 7th-longest streak by a QB in NFL history – while also winning the 5th-most games (75) by a QB in his first eight seasons
- Set an NFL record as the first QB to start and win a playoff game in each of his first five NFL seasons (2008-12)

2020 SEASON - JETS

- Saw action in five contests (four starts) during his only year with the Jets ... Threw for 864 yards, 6 TDs, 3 INTs and an 80.6 passer rating after completing 74-of-134 (55.2%) of his attempts

2019 SEASON - BRONCOS

- Limited to eight starts before being placed on Reserve/Injured ... Passed for 1,822 yards, 6 TDs, 5 INTs and an 85.1 passer rating while producing a career-high 65.3% completion percentage

2018 SEASON - RAVENS

- Completed 232-of-379 (61.2%) attempts for 2,465 yards, 12 TDs, 6 INTs and an 84.2 passer rating in nine starts during his final season with the Ravens ... Was off to the best statistical start in his career through the first eight games (2,259 yards) of the season before suffering a hip injury that sidelined him for four weeks

JOE FLACCO QB | 7

GO BIRDS

2019 GAME-BY-GAME STATISTICS (DENVER)

				PASSING										RUSHING					SNAPS	
Date	**Opp**		**GP/S**	**Att**	**Cmp**	**Pct**	**Yds**	**Y/A**	**TD**	**Int**	**Lg**	**Sk/Yds**	**Rate**	**Att**	**Yds**	**Avg**	**Lg**	**TD**	**No**	**Pct**
Sep 9	at Oak	L	1/1	31	21	67.7	268	8.6	1	0	53	3/19	105.3	3	7	2.3	6	0	62	100%
Sep 15	Chi	L	1/1	50	35	70.0	292	5.8	1	1	24	2/10	83.1	0	0	---	--	0	82	100%
Sep 22	at GB	L	1/1	29	20	69.0	213	7.3	0	1	52	6/52	75.8	1	9	9.0	9	0	73	100%
Sep 29	Jax	L	1/1	38	22	57.9	303	8.0	3	1	39	0/0	98.9	0	0	---	--	0	55	100%
Oct 6	at LAC	W	1/1	20	14	70.0	182	9.1	1	1	70t	3/23	94.2	4	-1	-0.3	1	0	60	100%
Oct 13	Ten	W	1/1	28	18	64.3	177	6.3	0	1	41	1/10	67.1	2	5	2.5	3	0	60	100%
Oct 17	KC	L	1/1	34	21	61.8	213	6.3	0	0	41	8/72	79.7	1	1	1.0	1	0	67	100%
Oct 27	at Ind	L	1/1	32	20	62.5	174	5.4	0	0	33	3/8	76.8	1	-1	-1.0	-1	0	73	100%
Nov 3	Cle	W	0/0	RESERVE/INJURED																
Nov 17	at Min	L	0/0	RESERVE/INJURED																
Nov 24	at Buf	L	0/0	RESERVE/INJURED																
Dec 1	LAC	W	0/0	RESERVE/INJURED																
Dec 8	at Hou	W	0/0	RESERVE/INJURED																
Dec 15	at KC	L	0/0	RESERVE/INJURED																
Dec 22	Det	W	0/0	RESERVE/INJURED																
Dec 29	Oak	W	0/0	RESERVE/INJURED																
Totals			**8/8**	**262**	**171**	**65.3**	**1,822**	**7.0**	**6**	**5**	**70t**	**26/194**	**85.1**	**12**	**20**	**1.7**	**9**	**0**	**532**	**52%**

MOST PASSING TDs

Date	Opponent	TD
10/12/14	at Tampa Bay Buccaneers (W, 48-17)	5
1/10/15	at New England Patriots (L, 31-35) (Div.)	4
12/20/19	vs. Chicago Bears (W, 31-7)	4
12/4/16	vs. Miami Dolphins (W, 38-6)	4

TOP 10: PASSER RATING

Date	Opponent	Rate
10/12/14	at Tampa Bay Buccaneers (W, 48-17)	149.7
9/28/14	vs. Carolina Panthers (W, 38-10)	137.4
12/20/09	vs. Chicago Bears (W, 31-7)	135.6
11/7/10	vs. Miami Dolphins (W, 26-10)	129.6
11/9/20	vs. New England Patriots (L, 27-30)	128.7
9/26/10	vs. Cleveland Browns (W, 24-17)	128.7
9/10/12	vs. Cincinnati Bengals (W, 44-13)	128.4
1/6/13	vs. Indianapolis Colts (W, 24-9) (WC)	125.6
2/3/13	at San Francisco 49ers (W, 34-31) (SB)	124.2
9/9/18	vs. Buffalo Bills (W, 47-3)	121.7

2017 SEASON - RAVENS

- Tallied his eighth 3,000+ yard season (3,141) while completing 64.1% (352-of-549) of his passes with 18 TDs and 13 INTs
- Threw his 200th career TD pass vs. Cin. (12/31/17)
- Won his 100th career game in his 150th regular-season start as he completed 23-of-36 attempts for 269 yards, 2 TDs, 0 INTs and a 105.0 passer rating vs. Det. (12/3/17)

2016 SEASON - RAVENS

- Returned from a season-ending knee injury the previous season to produce career highs in completions (436), attempts (672) as well as yards (4,317) ... Threw for 20 TDs against 15 INTs as he eclipsed 4,000+ yards for the first time in his career
- Set the Ravens' completions record in consecutive games vs. Miami (36 on 12/4/16) and at New England (37 on 12/12/16)
- Connected on a 95-yard TD to Ravens WR **Mike Wallace** vs. Pit. (11/6/16), establishing the longest pass play in team history
- Strung together a franchise-record 21 consecutive completions and finished 29-of-40 (72.5%) passing at Jax. (9/25/16)

2015 SEASON - RAVENS

- Started 10 games before suffering a season-ending knee injury, halting his consecutive games started streak at 122 games (7th-best by a QB in NFL history) ... Completed 266-of-413 passes (64.4%) for 2,791 yards, 14 TDs, 12 INTs and an 83.1 rating while matching a career-high with 3 rushing TDs
- Led the Ravens to three-game winning drives, including when he remained in the game with a torn ACL vs. StL (11/22/15)

2014 SEASON - RAVENS

- Led the Ravens to the playoffs for the sixth time in seven years, becoming the first QB in NFL history to accomplish that feat ... Helped set franchise offensive records for yards (5,838) and points scored (409) while throwing a career-high 27 TDs

JOE FLACCO QB | 7

GO BIRDS

2018 GAME-BY-GAME STATISTICS (BALTIMORE)																					
				PASSING										RUSHING					SNAPS	
Date	Opp		GP/S	Att	Cmp	Pct	Yds	Y/A	TD	Int	Lg	Sk/Yds	Rate	Att	Yds	Avg	Lg	TD	No	Pct
Sep 9	Buf	W	1/1	34	25	73.5	236	6.9	3	0	29	1/0	121.7	2	-3	-1.5	-1	0	55	69%
Sep 13	at Cin	L	1/1	55	32	58.2	376	6.8	2	2	45	4/17	76.0	2	13	6.5	11	0	85	100%
Sep 23	Den	W	1/1	40	25	62.5	277	6.9	1	0	44	2/12	91.4	3	4	1.3	3	0	72	100%
Sep 30	at Pit	W	1/1	42	28	66.7	363	8.6	2	0	71	2/8	109.5	0	0	---	--	0	76	100%
Oct 7	at Cle	L	1/1	56	29	51.8	298	5.3	0	1	28	2/4	60.0	2	14	7.0	13	0	87	100%
Oct 14	at Ten	W	1/1	37	25	67.6	238	6.4	1	1	27	0/0	82.9	4	2	0.5	5	0	76	100%
Oct 21	NO	L	1/1	39	23	59.0	279	7.2	2	0	56	1/10	98.1	1	4	4.0	4	0	68	100%
Oct 28	at Car	L	1/1	39	22	56.4	192	4.9	1	2	19	2/14	56.8	3	8	2.7	3	0	61	90%
Nov 4	Pit	L	1/1	37	23	62.2	206	5.6	0	0	30	2/14	77.1	2	3	1.5	3	0	61	100%
Nov 18	Cin	W	0/0	INACTIVE																
Nov 25	Oak	W	0/0	INACTIVE																
Dec 2	at Atl	W	0/0	INACTIVE																
Dec 9	at KC	L	0/0	INACTIVE																
Dec 16	TB	W	0/0	DID NOT PLAY																
Dec 22	at LAC	W	0/0	DID NOT PLAY																
Dec 30	Cle	W	0/0	DID NOT PLAY																
Totals			**9/9**	**379**	**232**	**61.2**	**2,465**	**6.5**	**12**	**6**	**71**	**16/79**	**84.2**	**19**	**45**	**2.4**	**13**	**0**	**641**	**54%**
PLAYOFFS																				
Jan 6	LAC	L	0/0	DID NOT PLAY																
Totals			**0/0**	**0**	**0**	**---**	**0**	**---**	**0**	**0**	**--**	**0/0**	**---**	**0**	**0**	**---**	**--**	**0**	**0**	**0%**

- Completed 344-of-554 (62.1%) attempts for 3,986 yards, 27 TDs, 12 INTs and a 91.0 passer rating ... In the postseason, threw for 551 yards, 6 TDs, 2 INTs and a 100.7 passer rating
- Opened his 15th playoff game (most by a QB in league history over their first seven seasons) in the AFC Divisional Round at NE (1/10/15) ... Registered a postseason franchise-record 4 TDs with 292 yards on 28-of-45 (62.2%) passing
- Extended his NFL record to seven wins in postseason road starts in the AFC Wild Card victory at Pit. (1/3/15)
- Earned **AFC Offensive Player of the Week** honors after throwing a team-record-tying 5 TDs at TB (10/12/14) in the fastest amount of time (16:03 into the game) in NFL history ... Ended the historic performance against the Buccaneers with 21-of-28 (75.0%) passing for 306 yards, 5 TDs and a franchise-best 149.7 rating

2013 SEASON - RAVENS

- Completed 362-of-614 (59.0%) passes for 3,912 yards, 19 TDs, 22 INTs and a 73.1 rating in addition to rushing for 3 TDs

2012 SEASON - RAVENS

- Led the Ravens to a 34-31 victory over the 49ers in Super Bowl XLVII and earned **Super Bowl XLVII MVP** honors ... Became the second QB in history to throw for 11 TDs and 0 INTs in a single postseason (also **Joe Montana** in 1989) ... Tied **Tom Brady** for the most playoff wins (nine) by a QB in their first five seasons
- Completed 317-of-531 (59.7%) passes for 3,817 yards, 22 TDs, 10 INTs and an 87.7 rating ... Paced the Ravens to a 10-6 record while helping Baltimore establish a team record for fewest turnovers in a season (16) ... Connected on 73-of-126 (57.9%) attempts for 1,140 yards, 11 TDs, 0 INTs and a 117.2 passer rating in four postseason contests ... Helped the Ravens' offense average 410.3 yards and 31.0 points per game during the playoffs

- Named Super Bowl XLVII MVP after completing 22-of-33 (66.7%) attempts for 287 yards, 3 TDs, 0 INTs and a 124.2 passer rating in the 34-31 win in Super Bowl XLVII vs. SF (2/3/13)
- Produced 240 yards, 3 TDs, 0 INTs and a 106.3 rating in the 28-13 victory AFC Championship Game at NE (1/20/13)
- Threw for 331 yards, 3 TDs and a 116.2 passer rating in the 38-35 double-OT win in the Divisional Round at Den. (1/12/13)
- Posted a team postseason-record 125.6 passer rating with 282 yards and 2 TDs in the Wild Card Round at Ind. (1/6/13)

2011 SEASON - RAVENS

- Became the first QB since the 1970 merger to start and win at least one playoff game in each of his first four seasons ... Piloted the Ravens to a 12-4 record, an AFC North division title and an appearance in the AFC Championship Game
- Threw for 3,610 yards, 20 TDs, 12 INTs and an 80.9 rating on 312-of-542 (57.6%) passing ... Added 482 yards on 36-of-63 attempts with 4 TDs, 1 INT and a 96.1 rating in two playoff contests
- Completed 22-of-36 passes for a then-postseason franchise-record 306 yards with 2 TDs, 1 INT and a 95.4 rating in the AFC Championship Game at NE (1/22/12) ... Posted 2 TD passes and a 97.1 passer rating in the Divisional Round vs. Hou. (1/5/12)
- Tallied a career-best 389 yards with 3 TDs at StL (9/25/11)

JOE FLACCO QB | 7

GO BIRDS

2017 GAME-BY-GAME STATISTICS (BALTIMORE)

				PASSING											RUSHING					SNAPS	
Date	Opp		GP/S	Att	Cmp	Pct	Yds	Y/A	TD	Int	Lg	Sk/Yds	Rate		Att	Yds	Avg	Lg	TD	No	Pct
Sep 10	at Cin	W	1/1	17	9	52.9	121	7.1	1	1	48t	1/10	71.0		0	0	---	--	0	66	100%
Sep 17	Cle	W	1/1	34	25	73.5	217	6.4	2	1	23	2/16	97.3		1	-1	-1.0	-1	0	68	100%
Sep 24	Jax	L	1/1	18	8	44.4	28	1.6	0	2	8	2/12	12.0		0	0	---	--	0	35	60%
Oct 1	Pit	L	1/1	49	31	63.3	235	4.8	1	2	16t	4/29	64.6		0	0	---	--	0	69	100%
Oct 8	at Oak	W	1/1	26	19	73.1	222	8.5	0	0	54	0/0	98.6		3	-4	-1.3	-1	0	66	100%
Oct 15	Chi	L	1/1	41	24	58.5	180	4.4	0	2	17	3/14	48.8		1	2	2.0	2	0	73	100%
Oct 22	at Min	L	1/1	39	27	69.2	186	4.8	1	0	23	5/42	88.2		1	0	0.0	0	0	65	100%
Oct 26	Mia	W	1/1	15	10	66.7	101	6.7	1	0	34t	0/0	107.9		1	9	9.0	9	0	29	45%
Nov 5	at Ten	L	1/1	52	34	65.4	261	5.0	2	2	19	2/9	74.3		1	7	7.0	7	0	76	100%
Nov 19	at GB	W	1/1	28	22	78.6	183	6.5	1	1	33	3/22	90.9		2	-1	-0.5	0	0	59	100%
Nov 27	Hou	W	1/1	32	20	62.5	141	4.4	0	0	24	1/8	72.5		6	42	7.0	25	0	67	100%
Dec 3	Det	W	1/1	36	23	63.9	269	7.5	2	0	66	0/0	105.0		1	-1	-1.0	-1	0	64	100%
Dec 10	at Pit	L	1/1	35	20	57.1	269	7.7	2	1	40	1/8	88.9		0	0	---	--	0	64	100%
Dec 17	at Cle	W	1/1	42	26	61.9	288	6.9	1	0	33t	1/9	90.2		4	3	0.8	3	1	76	100%
Dec 23	Ind	W	1/1	38	29	76.3	237	6.2	2	0	23	1/17	109.2		4	-2	-0.5	1	0	73	100%
Dec 31	Cin	L	1/1	47	25	53.2	203	4.3	2	1	16	1/9	69.7		0	0	---	--	0	76	100%
Totals			**16/16**	**549**	**352**	**64.1**	**3,141**	**5.7**	**18**	**13**	**66**	**27/205**	**80.4**		**25**	**54**	**2.2**	**25**	**1**	**1,026**	**95%**

2010 SEASON - RAVENS

- Joined **Bernie Kosar** and **Dan Marino** as the only QBs in NFL history to lead their team to the playoffs in their first three seasons after guiding the Ravens to a 12-4 record
- Produced a career-best 93.6 passer rating while posting a 62.6% completion percentage for 3,622 yards, 25 TDs and 10 INTs ... Started both playoff games and completed 41-of-64 (64.1%) attempts for 390 yards, 3 TDs, 1 INT and a 90.0 passer rating
- Threw for 265 yards, 2 TDs, 0 INTs and a 115.4 rating on 25-of-34 (73.5%) passing in the Wild Card victory at KC (1/9/11)
- Surpassed **Vinny Testaverde** for the most passing TDs by a Ravens QB vs. TB (11/28/10) ... Became the franchise's all-time leading passer in his 38th career game at Atl. (11/11/10)

2009 SEASON - RAVENS

- Completed 315-of-499 passes (63.1%) for 3,613 yards, 21 TDs, 12 INTs and an 88.9 rating ... Guided Baltimore to an AFC Wild Card berth, making him the fourth starting QB since the 1970 merger to reach the playoffs in his first two NFL seasons
- Led the Ravens to an AFC Wild Card victory at NE (1/10/10)
- Threw for a season-high 4 TDs and 135.6 rating while completing 21-of-29 (72.4%) attempts for 234 yards vs. Chi. (12/20/09)

2008 SEASON - RAVENS

- Finished his rookie season completing 257-of-428 (60.0%) pass attempts for 2,971 yards, 14 TDs, 12 INTs and an 80.3 rating, in addition to rushing 52 times for 180 yards (3.5 avg.) and 2 TDs ... Threw for 437 yards, 1 TD and 3 INTs on 33-of-75 passes while adding 1 rushing TD in three postseason starts
- Led the Ravens to an AFC Championship Game (1/18/09 at Pittsburgh) for the first time since 2000, winning both starts on the road at Miami (1/4/09) and at Tennessee (1/10/09) ... Became the first rookie QB in NFL history to win two playoff contests
- Chosen as the **AFC Rookie of the Week** after completing 73.9% (17-of-23) of his attempts for 297 yards and a 115.8 passer rating in the final game of the regular season vs. Jax. (12/28/08)
- Selected as the **AFC Offensive Player of the Week** for the first time in his career after completing 17-of-29 attempts for 248 yards, 2 TDs, 0 INTs and a 109.6 passer rating at Cle. (11/2/08)

COLLEGE HIGHLIGHTS

- Started all 26 games played at Delaware after transferring from Pittsburgh, throwing for 7,046 yards with 50 TDs (41 passing, 9 rushing) and 15 INTs ... Set 20 school records, including career marks for completions (595), 300+ yard passing games (11), passing yards per game (271.0) and completion percentage (63.4%)
- Chosen as the Colonial Athletic Association co-Offensive Player of the Year in 2007 after throwing for 4,263 yards, 23 TDs and 5 INTs on 331-of-521 (63.5%) passing ... Led the Blue Hens to an 11-4 record and NCAA Division I FCS National Championship game appearance during his final collegiate season
- Played three games in two seasons at Pittsburgh

BIRDSEED

- Named the All-Colonial Conference Athlete of the Year and first-team All-South Jersey as a senior at Audubon (NJ) High School ... Finished his career with 5,137 passing yards, which ranked 4th in South Jersey history ... Also played basketball and baseball

TRANSACTIONS

- **3/23/21** - Agreed to terms with PHI on 1-year contract ... **9/5/20** - Activated from Active/PUP ... **7/30/20** - Placed on Active/PUP ... **5/27/20** - Signed by NYJ ... **3/19/20** - Released by DEN ... **11/1/19** - Placed on Reserve/Injured ... **3/13/19** - Acquired by DEN from BAL in exchange for 2019 4th-round draft choice ... **3/2/16** - Signed by BAL to contract extension ... **11/24/15** - Placed on Reserve/Injured ... **3/4/13** - Re-signed by BAL ... **2008** - Drafted by BAL in 1st round (18th overall)

JOE FLACCO QB | 7

GO BIRDS

2016 GAME-BY-GAME STATISTICS (BALTIMORE)

				PASSING											RUSHING					SNAPS	
Date	**Opp**		**GP/S**	**Att**	**Cmp**	**Pct**	**Yds**	**Y/A**	**TD**	**Int**	**Lg**	**Sk/Yds**	**Rate**	**Att**	**Yds**	**Avg**	**Lg**	**TD**	**No**	**Pct**
Sep 11	Buf	W	1/1	33	22	66.7	258	7.8	1	0	66t	4/33	100.3	4	-3	-0.8	0	0	68	100%
Sep 18	at Cle	W	1/1	45	25	55.6	302	6.7	2	2	31	0/0	72.6	1	1	1.0	1	0	75	100%
Sep 25	at Jax	W	1/1	40	29	72.5	214	5.4	0	2	23	2/15	64.0	3	12	4.0	7t	1	67	100%
Oct 2	Oak	L	1/1	52	32	61.5	298	5.7	1	0	52t	2/16	83.7	1	1	1.0	1t	1	89	100%
Oct 9	Was	L	1/1	46	30	65.2	210	4.6	1	0	15	3/22	82.7	1	6	6.0	6	0	71	100%
Oct 16	at NYG	L	1/1	48	26	54.2	307	6.4	0	0	70	2/14	73.9	1	0	0.0	0	0	83	100%
Oct 23	at NYJ	L	1/1	44	25	56.8	248	5.6	0	2	53	2/14	54.0	1	1	1.0	1	0	58	100%
Nov 6	Pit	W	1/1	30	18	60.0	241	8.0	1	1	95t	3/26	82.8	3	12	4.0	14	0	67	96%
Nov 10	Cle	W	1/1	41	30	73.2	296	7.2	3	2	27t	2/19	97.2	1	3	3.0	3	0	77	94%
Nov 20	at Dal	L	1/1	35	23	65.7	269	7.7	1	0	27	1/2	98.4	1	6	6.0	6	0	55	100%
Nov 27	Cin	W	1/1	36	25	69.4	234	6.5	1	1	31	2/15	84.7	2	19	9.5	16	0	68	100%
Dec 4	Mia	W	1/1	47	36	76.6	381	8.1	4	1	53t	0/0	119.2	0	0	---	--	0	59	82%
Dec 12	at NE	L	1/1	52	37	71.2	324	6.2	2	1	47	2/18	92.1	1	1	1.0	1	0	70	100%
Dec 18	Phi	W	1/1	30	16	53.3	206	6.9	2	1	54	3/17	83.5	1	-1	-1.0	-1	0	58	100%
Dec 25	at Pit	L	1/1	44	30	68.2	262	6.0	1	1	44	2/16	81.8	0	0	---	--	0	75	100%
Jan 1	at Cin	L	1/1	49	32	65.3	267	5.4	0	1	39	3/16	70.7	0	0	---	--	0	71	97%
Totals			**16/16**	**672**	**436**	**64.9**	**4,317**	**6.4**	**20**	**15**	**95t**	**33/243**	**83.5**	**21**	**58**	**2.8**	**16**	**2**	**1,111**	**98%**

2015 GAME-BY-GAME STATISTICS (BALTIMORE)

				PASSING											RUSHING					SNAPS	
Date	**Opp**		**GP/S**	**Att**	**Cmp**	**Pct**	**Yds**	**Y/A**	**TD**	**Int**	**Lg**	**Sk/Yds**	**Rate**	**Att**	**Yds**	**Avg**	**Lg**	**TD**	**No**	**Pct**
Sep 13	at Den	L	1/1	32	18	56.3	117	3.7	0	2	22	2/17	38.2	0	0	---	--	0	58	100%
Sep 20	at Oak	L	1/1	45	32	71.1	384	8.5	2	1	38	0/0	102.5	2	2	1.0	2	0	82	100%
Sep 27	Cin	L	1/1	49	32	65.3	362	7.4	2	1	50t	0/0	92.4	0	0	---	--	0	74	100%
Oct 1	at Pit	W	1/1	33	20	60.6	189	5.7	1	1	20	5/21	73.9	3	0	0.0	0	0	79	100%
Oct 11	Cle	L	1/1	35	19	54.3	210	6.0	1	0	48	1/14	81.8	2	2	1.0	1t	1	70	100%
Oct 18	at SF	L	1/1	53	33	62.3	343	6.5	2	2	34t	0/0	77.8	0	0	---	--	0	76	100%
Oct 26	at Ari	L	1/1	40	26	65.0	252	6.3	1	1	31	3/31	80.4	0	0	---	--	0	64	100%
Nov 1	SD	W	1/1	37	25	67.6	319	8.6	1	0	46	3/26	103.3	4	2	0.5	2t	1	68	100%
Nov 15	Jax	L	1/1	45	34	75.6	316	7.0	3	2	29	1/8	98.0	2	17	8.5	16	0	68	100%
Nov 22	StL	W	1/1	44	27	61.4	299	6.8	1	2	46	1/7	70.2	0	0	---	--	0	77	100%
Nov 30	at Cle	W	0/0	RESERVE/INJURED																
Dec 6	at Mia	L	0/0	RESERVE/INJURED																
Dec 13	Sea	L	0/0	RESERVE/INJURED																
Dec 20	KC	L	0/0	RESERVE/INJURED																
Dec 27	Pit	W	0/0	RESERVE/INJURED																
Jan 3	at Cin	L	0/0	RESERVE/INJURED																
Totals			**10/10**	**413**	**266**	**64.4**	**2,791**	**6.8**	**14**	**12**	**50t**	**16/124**	**83.1**	**13**	**23**	**1.8**	**16**	**3**	**716**	**63%**

JOE FLACCO QB | 7

GO BIRDS

2014 GAME-BY-GAME STATISTICS (BALTIMORE)

				PASSING											RUSHING					SNAPS	
Date	**Opp**		**GP/S**	**Att**	**Cmp**	**Pct**	**Yds**	**Y/A**	**TD**	**Int**	**Lg**	**Sk/Yds**	**Rate**	**Att**	**Yds**	**Avg**	**Lg**	**TD**	**No**	**Pct**
Sep 7	Cin	L	1/1	62	35	56.5	345	5.6	1	1	80t	3/16	71.0	3	7	2.3	3	0	88	100%
Sep 11	Pit	W	1/1	29	21	72.4	166	5.7	2	0	24	0/0	109.3	5	3	0.6	3	0	68	100%
Sep 21	at Cle	W	1/1	31	19	61.3	217	7.0	1	1	33	0/0	79.6	4	6	1.5	7	0	66	100%
Sep 28	Car	W	1/1	31	22	71.0	327	10.5	3	0	61t	0/0	137.4	1	3	3.0	3	0	63	100%
Oct 5	at Ind	L	1/1	38	22	57.9	235	6.2	0	1	30	4/38	65.1	0	0	---	--	0	60	100%
Oct 12	at TB	W	1/1	28	21	75.0	306	10.9	5	0	56t	0/0	149.7	0	0	---	--	0	61	91%
Oct 19	Atl	W	1/1	25	16	64.0	258	10.3	2	2	49	1/10	91.8	1	4	4.0	4	0	67	100%
Oct 26	at Cin	L	1/1	34	17	50.0	195	5.7	0	2	29	1/8	43.1	2	12	6.0	13	0	65	100%
Nov 2	at Pit	L	1/1	45	30	66.7	303	6.7	2	1	35t	4/34	91.3	1	2	2.0	2	0	71	100%
Nov 9	Ten	W	1/1	27	16	59.3	169	6.3	1	0	32t	1/8	89.9	3	-2	-0.7	0	0	62	100%
Nov 24	at NO	W	1/1	24	18	75.0	243	10.1	1	0	40	1/9	120.7	2	2	1.0	3	0	59	100%
Nov 30	SD	L	1/1	31	19	61.3	225	7.3	2	0	31	0/0	104.9	2	3	1.5	2	1	71	100%
Dec 7	at Mia	W	1/1	33	25	75.8	269	8.2	2	1	29	1/5	106.8	7	16	2.3	15	1	65	100%
Dec 14	Jax	W	1/1	30	20	66.7	221	7.4	1	0	29	0/0	99.4	4	8	2.0	10	0	62	100%
Dec 21	at Hou	L	1/1	50	21	42.0	195	3.9	2	3	20t	2/17	41.7	1	5	5.0	5	0	73	100%
Dec 28	Cle	W	1/1	36	22	61.1	312	8.7	2	0	53	1/22	107.6	3	1	0.3	3	0	67	100%
Totals			**16/16**	**554**	**344**	**62.1**	**3,986**	**7.2**	**27**	**12**	**80t**	**19/167**	**91.0**	**39**	**70**	**1.8**	**15**	**2**	**1,068**	**99%**
PLAYOFFS																				
Jan 3	at Pit	W	1/1	29	18	62.1	259	8.9	2	0	40	1/13	114.0	8	8	1.0	9	0	57	100%
Jan 10	at NE	L	1/1	45	28	62.2	292	6.5	4	2	35	0/0	92.1	0	0	---	--	0	77	100%
Totals			**2/2**	**74**	**46**	**62.2**	**551**	**7.4**	**6**	**2**	**40**	**1/13**	**100.7**	**8**	**8**	**1.0**	**9**	**0**	**134**	**100%**

2013 GAME-BY-GAME STATISTICS (BALTIMORE)

				PASSING											RUSHING					SNAPS	
Date	**Opp**		**GP/S**	**Att**	**Cmp**	**Pct**	**Yds**	**Y/A**	**TD**	**Int**	**Lg**	**Sk/Yds**	**Rate**	**Att**	**Yds**	**Avg**	**Lg**	**TD**	**No**	**Pct**
Sep 5	at Den	L	1/1	62	34	54.8	362	5.8	2	2	34	4/27	69.4	0	0	---	--	0	89	100%
Sep 15	Cle	W	1/1	33	22	66.7	211	6.4	1	0	27	2/14	94.4	4	6	1.5	9	0	72	100%
Sep 22	Hou	W	1/1	24	16	66.7	171	7.1	0	0	48	2/10	87.3	0	0	---	--	0	63	100%
Sep 29	at Buf	L	1/1	50	25	50.0	347	6.9	2	5	74	4/26	46.4	0	0	---	--	0	65	100%
Oct 6	at Mia	W	1/1	32	19	59.4	269	8.4	0	1	43	2/18	73.6	2	13	6.5	14	0	77	100%
Oct 13	GB	L	1/1	34	20	58.8	342	10.1	2	0	63	5/29	112.6	1	6	6.0	6	0	66	100%
Oct 20	at Pit	L	1/1	34	24	70.6	215	6.3	1	0	41	1/10	97.1	2	14	7.0	12	0	62	100%
Nov 3	at Cle	L	1/1	41	24	58.5	250	6.1	2	1	46	5/27	82.4	3	25	8.3	15	0	71	100%
Nov 10	Cin	W	1/1	36	20	55.6	140	3.9	2	2	18	5/36	60.0	1	4	4.0	4	0	74	100%
Nov 17	at Chi	L	1/1	31	17	54.8	162	5.2	1	2	17	3/19	53.4	4	20	5.0	11	0	78	100%
Nov 24	NYJ	W	1/1	26	17	65.4	273	10.5	1	1	66t	4/28	97.1	0	0	---	--	0	64	100%
Nov 28	Pit	W	1/1	35	24	68.6	251	7.2	1	0	54	2/14	98.6	4	7	1.8	9	0	63	100%
Dec 8	Min	W	1/1	50	28	56.0	245	4.9	3	3	35	2/17	64.2	1	22	22.0	22	0	85	100%
Dec 16	at Det	W	1/1	38	20	52.6	222	5.8	0	0	27	1/7	70.3	2	13	6.5	7	0	62	100%
Dec 22	NE	L	1/1	38	22	57.9	260	6.8	0	2	42	4/25	56.9	2	0	0.0	1t	1	68	90%
Dec 29	at Cin	L	1/1	50	30	60.0	192	3.8	1	3	14	2/17	49.8	1	1	1.0	1	0	69	100%
Totals			**16/16**	**614**	**362**	**59.0**	**3,912**	**6.4**	**19**	**22**	**74**	**48/324**	**73.1**	**27**	**131**	**4.9**	**22**	**1**	**1,128**	**99%**

JOE FLACCO QB | 7

GO BIRDS

2012 GAME-BY-GAME STATISTICS (BALTIMORE)

				PASSING											RUSHING					SNAPS	
Date	**Opp**		**GP/S**	**Att**	**Cmp**	**Pct**	**Yds**	**Y/A**	**TD**	**Int**	**Lg**	**Sk/Yds**	**Rate**	**Att**	**Yds**	**Avg**	**Lg**	**TD**	**No**	**Pct**
Sep 10	Cin	W	1/1	29	21	72.4	299	10.3	2	0	52	3/21	128.4	2	-1	-0.5	0	0	52	85%
Sep 16	at Phi	L	1/1	42	22	52.4	232	5.5	1	1	40	2/18	66.8	0	0	---	--	0	69	100%
Sep 23	NE	W	1/1	39	28	71.8	382	9.8	3	1	41	0/0	117.7	2	3	1.5	5	0	72	100%
Sep 27	Cle	W	1/1	46	28	60.9	356	7.7	1	1	39	4/19	83.2	2	4	2.0	3	1	82	100%
Oct 7	at KC	W	1/1	27	13	48.1	187	6.9	0	1	43	4/22	55.6	3	14	4.7	16	0	56	100%
Oct 14	Dal	W	1/1	26	17	65.4	234	9.0	1	0	43	1/4	106.9	2	2	1.0	3	0	51	100%
Oct 21	at Hou	L	1/1	43	21	48.8	147	3.4	1	2	15t	4/26	45.4	2	7	3.5	5	0	61	100%
Nov 4	at Cle	W	1/1	24	15	62.5	153	6.4	1	0	27	1/8	94.6	2	1	0.5	2	0	66	100%
Nov 11	Oak	W	1/1	33	21	63.6	341	10.3	3	1	47t	0/0	115.8	1	1	1.0	1t	1	58	91%
Nov 18	at Pit	W	1/1	32	20	62.5	164	5.1	0	0	31	2/11	75.5	1	-1	-1.0	-1	0	60	100%
Nov 25	at SD	W	1/1	51	30	58.8	355	7.0	1	0	54	5/39	86.6	4	-4	-1.0	0	0	93	100%
Dec 2	Pit	L	1/1	34	16	47.1	188	5.5	1	1	31	3/11	61.9	1	-1	-1.0	-1	0	61	100%
Dec 9	at Was	L	1/1	21	16	76.2	182	8.7	3	1	31t	2/9	121.4	5	9	1.8	5	0	60	100%
Dec 16	Den	L	1/1	40	20	50.0	254	6.4	2	1	61t	3/32	76.5	2	-2	-1.0	-1	0	65	100%
Dec 23	NYG	W	1/1	36	25	69.4	309	8.6	2	0	43	0/0	114.2	3	-10	-3.3	1t	1	80	94%
Dec 30	at Cin	L	1/1	8	4	50.0	34	4.3	0	0	24	1/7	61.5	0	0	---	--	0	16	19%
Totals			**16/16**	**531**	**317**	**59.7**	**3,817**	**7.2**	**22**	**10**	**61t**	**35/227**	**87.7**	**32**	**22**	**0.7**	**16**	**3**	**1,002**	**92%**
PLAYOFFS																				
Jan 6	Ind	W	1/1	23	12	52.2	282	12.3	2	0	50	1/13	125.6	3	-3	-1.0	-1	0	58	100%
Jan 12	at Den	W	1/1	34	18	52.9	331	9.7	3	0	70t	1/7	116.2	2	7	3.5	7	0	80	100%
Jan 20	at NE	W	1/1	36	21	58.3	240	6.7	3	0	26	2/5	106.2	3	12	4.0	14	0	73	100%
Feb 3	at SF	W	1/1	33	22	66.7	287	8.7	3	0	56t	2/13	124.2	0	0	---	--	0	71	100%
Totals			**4/4**	**126**	**73**	**57.9**	**1,140**	**9.0**	**11**	**0**	**70t**	**6/38**	**117.2**	**8**	**16**	**2.0**	**14**	**0**	**282**	**100%**

JOE FLACCO QB | 7

GO BIRDS

2011 GAME-BY-GAME STATISTICS (BALTIMORE)

				PASSING											RUSHING					SNAPS	
Date	Opp		GP/S	Att	Cmp	Pct	Yds	Y/A	TD	Int	Lg	Sk/Yds	Rate	Att	Yds	Avg	Lg	TD	No	Pct
Sep 11	Pit	W	1/1	29	17	58.6	224	7.7	3	0	29	1/9	117.6	0	0	---	--	0	N/A	N/A
Sep 18	at Ten	L	1/1	32	15	46.9	197	6.2	1	2	32	3/13	51.2	0	0	---	--	0	N/A	N/A
Sep 25	at StL	W	1/1	48	27	56.3	389	8.1	3	0	74t	2/4	103.6	8	27	3.4	9	0	N/A	N/A
Oct 2	NYJ	W	1/1	31	10	32.3	163	5.3	0	1	52	2/8	37.4	3	-3	-1.0	-1	0	N/A	N/A
Oct 16	Hou	W	1/1	33	20	60.6	305	9.2	0	1	56	2/16	78.5	3	-1	-0.3	1t	1	N/A	N/A
Oct 24	at Jax	L	1/1	38	21	55.3	137	3.6	1	1	20	3/25	61.0	0	0	---	--	0	N/A	N/A
Oct 30	Ari	W	1/1	51	31	60.8	336	6.6	0	1	37	3/38	72.0	4	15	3.8	10	0	N/A	N/A
Nov 6	at Pit	W	1/1	47	28	59.6	300	6.4	1	0	29	3/11	85.4	0	0	---	--	0	N/A	N/A
Nov 13	at Sea	L	1/1	52	29	55.8	255	4.9	1	1	19	1/8	67.4	2	8	4.0	6	0	N/A	N/A
Nov 20	Cin	W	1/1	27	17	63.0	270	10.0	2	1	49	1/2	105.5	3	-2	-0.7	0	0	N/A	N/A
Nov 24	SF	W	1/1	23	15	65.2	161	7.0	1	0	22	0/0	100.1	6	2	0.3	6	0	N/A	N/A
Dec 4	at Cle	W	1/1	23	10	43.5	158	6.9	0	0	32	1/0	66.9	4	-1	-0.3	2	0	N/A	N/A
Dec 11	Ind	W	1/1	31	23	74.2	227	7.3	2	1	26	2/15	102.5	0	0	---	--	0	N/A	N/A
Dec 18	at SD	L	1/1	34	23	67.6	226	6.6	2	2	36t	5/40	81.3	1	12	12.0	12	0	N/A	N/A
Dec 24	Cle	W	1/1	24	11	45.8	132	5.5	2	1	42t	1/10	73.6	4	30	7.5	33	0	N/A	N/A
Jan 1	at Cin	W	1/1	19	15	78.9	130	6.8	1	0	39	1/4	112.7	1	1	1.0	1	0	N/A	N/A
Totals			**16/16**	**542**	**312**	**57.6**	**3,610**	**6.7**	**20**	**12**	**74t**	**31/203**	**80.9**	**39**	**88**	**2.3**	**33**	**1**	**N/A**	**N/A**
PLAYOFFS																				
Jan 15	Hou	W	1/1	27	14	51.9	176	6.5	2	0	30	5/36	97.1	2	-1	-0.5	0	0	N/A	N/A
Jan 22	at NE	L	1/1	36	22	61.1	306	8.5	2	1	42	3/24	95.4	4	27	6.8	14	0	N/A	N/A
Totals			**2/2**	**63**	**36**	**57.1**	**482**	**7.7**	**4**	**1**	**42**	**8/60**	**96.1**	**6**	**26**	**4.3**	**14**	**0**	**N/A**	**N/A**

2010 GAME-BY-GAME STATISTICS (BALTIMORE)

				PASSING											RUSHING					SNAPS	
Date	Opp		GP/S	Att	Cmp	Pct	Yds	Y/A	TD	Int	Lg	Sk/Yds	Rate	Att	Yds	Avg	Lg	TD	No	Pct
Sep 13	at NYJ	W	1/1	38	20	52.6	248	6.5	0	1	38	2/15	62.2	4	2	0.5	1	0	N/A	N/A
Sep 19	at Cin	L	1/1	39	17	43.6	154	3.9	1	4	31t	1/4	23.8	3	9	3.0	8	0	N/A	N/A
Sep 26	Cle	W	1/1	31	22	71.0	262	8.5	3	0	34	0/0	128.7	4	-4	-1.0	-1	0	N/A	N/A
Oct 3	at Pit	W	1/1	37	24	64.9	256	6.9	1	1	40	1/6	82.7	2	1	0.5	2	0	N/A	N/A
Oct 10	Den	W	1/1	25	14	56.0	196	7.8	0	0	58	1/14	81.4	5	20	4.0	9	1	N/A	N/A
Oct 17	at NE	L	1/1	35	27	77.1	285	8.1	2	0	25t	3/7	119.3	2	5	2.5	5	0	N/A	N/A
Oct 24	Buf	W	1/1	31	16	51.6	250	8.1	3	0	36	2/21	111.0	2	-1	-0.5	0	0	N/A	N/A
Nov 7	Mia	W	1/1	27	20	74.1	266	9.9	2	0	34	4/23	129.6	4	7	1.8	7	0	N/A	N/A
Nov 11	at Atl	L	1/1	34	22	64.7	215	6.3	3	1	24	2/11	99.5	3	13	4.3	13	0	N/A	N/A
Nov 21	at Car	W	1/1	33	24	72.7	301	9.1	1	0	56t	3/23	110.8	1	0	0.0	0	0	N/A	N/A
Nov 28	TB	W	1/1	35	25	71.4	289	8.3	2	1	65t	4/32	103.2	3	-2	-0.7	0	0	N/A	N/A
Dec 5	Pit	L	1/1	33	17	51.5	266	8.1	1	0	67	4/40	88.7	3	15	5.0	14	0	N/A	N/A
Dec 13	at Hou	W	1/1	33	22	66.7	235	7.1	2	0	26t	5/45	107.5	0	0	---	--	0	N/A	N/A
Dec 19	NO	W	1/1	20	10	50.0	172	8.6	2	0	42	3/24	112.9	1	2	2.0	2	0	N/A	N/A
Dec 26	at Cle	W	1/1	19	12	63.2	102	5.4	2	1	22t	1/5	90.2	3	16	5.3	13	0	N/A	N/A
Jan 2	Cin	W	1/1	19	14	73.7	125	6.6	0	1	37	4/24	69.0	3	1	0.3	3	0	N/A	N/A
Totals			**16/16**	**489**	**306**	**62.6**	**3,622**	**7.4**	**25**	**10**	**67**	**40/294**	**93.6**	**43**	**84**	**2.0**	**14**	**1**	**N/A**	**N/A**
PLAYOFFS																				
Jan 9	at KC	W	1/1	34	25	73.5	265	7.8	2	0	28	4/17	115.4	7	26	3.7	13	0	N/A	N/A
Jan 15	at Pit	L	1/1	30	16	53.3	125	4.2	1	1	21	5/34	61.1	2	-1	-0.5	0	0	N/A	N/A
Totals			**2/2**	**64**	**41**	**64.1**	**390**	**6.1**	**3**	**1**	**28**	**9/51**	**90.0**	**9**	**25**	**2.8**	**13**	**0**	**N/A**	**N/A**

JOE FLACCO QB | 7

GO BIRDS

2009 GAME-BY-GAME STATISTICS (BALTIMORE)

				PASSING										RUSHING					SNAPS	
Date	**Opp**		**GP/S**	**Att**	**Cmp**	**Pct**	**Yds**	**Y/A**	**TD**	**Int**	**Lg**	**Sk/Yds**	**Rate**	**Att**	**Yds**	**Avg**	**Lg**	**TD**	**No**	**Pct**
Sep 13	KC	W	1/1	43	26	60.5	307	7.1	3	1	31t	1/4	95.8	5	18	3.6	6	0	N/A	N/A
Sep 20	at SD	W	1/1	26	17	65.4	190	7.3	2	1	27t	1/9	96.6	5	3	0.6	3	0	N/A	N/A
Sep 27	Cle	W	1/1	35	25	71.4	342	9.8	1	0	72t	1/9	111.8	2	5	2.5	3	0	N/A	N/A
Oct 4	at NE	L	1/1	47	27	57.4	264	5.6	2	1	22	2/17	78.7	1	2	2.0	2	0	N/A	N/A
Oct 11	Cin	L	1/1	31	22	71.0	186	6.0	1	2	48t	2/11	70.1	1	9	9.0	9	0	N/A	N/A
Oct 18	at Min	L	1/1	43	28	65.1	385	9.0	2	0	63	3/18	109.2	0	0	---	--	0	N/A	N/A
Nov 1	Den	W	1/1	25	20	80.0	175	7.0	1	0	21	2/8	109.2	5	5	1.0	2	0	N/A	N/A
Nov 8	at Cin	L	1/1	32	18	56.3	195	6.1	0	2	35	4/35	48.3	2	3	1.5	2	0	N/A	N/A
Nov 16	at Cle	W	1/1	18	13	72.2	155	8.6	0	0	41	2/9	98.1	1	-6	-6.0	-6	0	N/A	N/A
Nov 22	Ind	L	1/1	35	23	65.7	256	7.3	0	1	45	0/0	75.4	2	-2	-1.0	0	0	N/A	N/A
Nov 29	Pit	W	1/1	35	23	65.7	289	8.3	1	0	54	5/28	100.8	1	-2	-2.0	-2	0	N/A	N/A
Dec 7	at GB	L	1/1	36	15	41.7	137	3.8	1	3	23	3/18	27.2	3	16	5.3	10	0	N/A	N/A
Dec 13	Det	W	1/1	20	13	65.0	230	11.5	1	0	62t	0/0	120.8	1	2	2.0	2	0	N/A	N/A
Dec 20	Chi	W	1/1	29	21	72.4	234	8.1	4	0	32t	2/22	135.6	2	5	2.5	3	0	N/A	N/A
Dec 27	at Pit	L	1/1	25	13	52.0	166	6.6	2	1	30t	4/18	83.1	0	0	---	--	0	N/A	N/A
Jan 3	at Oak	W	1/1	19	11	57.9	102	5.4	0	0	23	4/12	72.7	4	-2	-0.5	0	0	N/A	N/A
Totals			**16/16**	**499**	**315**	**63.1**	**3,613**	**7.2**	**21**	**12**	**72t**	**36/218**	**88.9**	**35**	**56**	**1.6**	**10**	**0**	**N/A**	**N/A**
PLAYOFFS																				
Jan 10	at NE	W	1/1	10	4	40.0	34	3.4	0	1	17	0/0	10.0	6	5	0.8	7	0	N/A	N/A
Jan 16	at Ind	L	1/1	35	20	57.1	189	5.4	0	2	27	1/6	48.4	1	2	2.0	2	0	N/A	N/A
Totals			**2/2**	**45**	**24**	**53.3**	**223**	**5.0**	**0**	**3**	**27**	**1/6**	**39.4**	**7**	**7**	**1.0**	**7**	**0**	**N/A**	**N/A**

2008 GAME-BY-GAME STATISTICS (BALTIMORE)

				PASSING										RUSHING					SNAPS	
Date	**Opp**		**GP/S**	**Att**	**Cmp**	**Pct**	**Yds**	**Y/A**	**TD**	**Int**	**Lg**	**Sk/Yds**	**Rate**	**Att**	**Yds**	**Avg**	**Lg**	**TD**	**No**	**Pct**
Sep 7	Cin	W	1/1	29	15	51.7	129	4.4	0	0	15	0/0	63.7	4	37	9.3	38t	1	N/A	N/A
Sep 21	Cle	W	1/1	19	13	68.4	129	6.8	0	2	19	1/7	47.8	6	-2	-0.3	2	0	N/A	N/A
Sep 29	at Pit	L	1/1	31	16	51.6	192	6.2	1	0	35	5/52	81.7	2	-1	-0.5	0	0	N/A	N/A
Oct 5	Ten	L	1/1	27	18	66.7	153	5.7	0	2	22	0/0	50.4	2	4	2.0	2	0	N/A	N/A
Oct 12	at Ind	L	1/1	38	28	73.7	241	6.3	0	3	54	4/32	57.0	3	12	4.0	11	0	N/A	N/A
Oct 19	at Mia	W	1/1	23	17	73.9	232	10.1	1	0	40	2/14	120.2	3	2	0.7	2	0	N/A	N/A
Oct 26	Oak	W	1/1	24	12	50.0	140	5.8	1	0	70t	0/0	81.9	4	23	5.8	13	1	N/A	N/A
Nov 2	at Cle	W	1/1	29	17	58.6	248	8.6	2	0	47t	2/12	109.6	4	2	0.5	2	0	N/A	N/A
Nov 9	at Hou	W	1/1	23	15	65.2	185	8.0	2	0	43t	3/28	118.9	1	8	8.0	8	0	N/A	N/A
Nov 16	at NYG	L	1/1	33	20	60.6	164	5.0	1	2	16	1/10	58.1	6	57	9.5	30	0	N/A	N/A
Nov 23	Phi	W	1/1	26	12	46.2	183	7.0	2	0	53t	3/45	95.5	5	3	0.6	5	0	N/A	N/A
Nov 30	at Cin	W	1/1	29	19	65.5	280	9.7	2	0	70t	2/8	119.9	3	15	5.0	11	0	N/A	N/A
Dec 7	Was	W	1/1	21	10	47.6	134	6.4	1	1	30	0/0	64.4	4	11	2.8	9	0	N/A	N/A
Dec 14	Pit	L	1/1	28	11	39.3	115	4.1	0	2	24	2/25	22.2	1	5	5.0	5	0	N/A	N/A
Dec 20	at Dal	W	1/1	25	17	68.0	149	6.0	1	0	23	5/26	96.9	4	4	1.0	14	0	N/A	N/A
Dec 28	Jax	W	1/1	23	17	73.9	297	12.9	0	0	48	2/17	115.8	0	0	---	--	0	N/A	N/A
Totals			**16/16**	**428**	**257**	**60.0**	**2,971**	**6.9**	**14**	**12**	**70t**	**32/276**	**80.3**	**52**	**180**	**3.5**	**38t**	**2**	**N/A**	**N/A**
PLAYOFFS																				
Jan 4	at Mia	W	1/1	23	9	39.1	135	5.9	0	0	31	0/0	59.1	5	8	1.6	5	1	N/A	N/A
Jan 10	at Ten	W	1/1	22	11	50.0	161	7.3	1	0	48t	0/0	89.4	5	5	1.0	3	0	N/A	N/A
Jan 18	at Pit	L	1/1	30	13	43.3	141	4.7	0	3	22	3/16	18.2	2	-8	-4.0	0	0	N/A	N/A
Totals			**3/3**	**75**	**33**	**44.0**	**437**	**5.8**	**1**	**3**	**48t**	**3/16**	**50.8**	**12**	**5**	**0.4**	**5t**	**1**	**N/A**	**N/A**

TRAVIS FULGHAM

WIDE RECEIVER | 13

(pronounced FULL-gum)

Height: 6-2 **Weight:** 215 **DOB:** Sept. 13, 1995 (Age 25)
NFL Experience: 3rd Year *(2nd with Eagles)* **Draft:** D6-19 (184th overall) by DET **Acquired:** W-GB-20
College: Old Dominion **Hometown (HS):** Ashburn, VA (Broad Run)

CAREER STATISTICS

			RECEIVING					OFF SNAPS	
Year	**Team**	**GP/S**	**Rec**	**Yds**	**Avg**	**Lg**	**TD**	**No**	**Pct**
2019	Detroit	3/0	0	0	---	--	0	63	6%
2020	Philadelphia	13/8	38	539	14.2	42t	4	552	49%
Totals		**16/8**	**38**	**539**	**14.2**	**42t**	**4**	**---**	**---**

ADDITIONAL STATISTICS

Fumble Recovies: 1 - 2020 (1)

CAREER HIGHS

Receptions	10	10/11/20 at Pit.
Receiving Yards	152	10/11/20 at Pit.
Receiving Long	42t	10/4/20 at SF
Receiving TDs	1	4x, last: 11/1/20 vs. Dal.

2020 SEASON - EAGLES

- Posted 38 receptions for a team-high 539 yards (14.2 avg.) and 4 TDs ... Ranked 1st among all NFL players with 435 receiving yards during his first five games with the Eagles (Weeks 4-8)
- Caught a TD pass in each of his first three games (Weeks 4-6) ... Became the first player to record TD catches in their first three games with the Eagles since **Terrell Owens** in 2004
- Totaled career highs in receptions (10) and receiving yards (152) and added 1 TD at Pit. (10/11/20) ... Became the first Eagle with 10+ catches, 150+ yards and 1 TD in a game since **Jeremy Maclin** (12 rec., 187 yards, 2 TDs) on 10/26/14 at Arizona
- Hauled in the game-winning score – a 42-yard TD pass from **Carson Wentz** – in the fourth quarter of his Eagles debut, a 25-20 victory at SF (10/4/20) on *Sunday Night Football*

2019 SEASON - LIONS

- Saw action in 63 offensive snaps and 26 special teams snaps over three games as a rookie

COLLEGE HIGHLIGHTS

- Had a successful career at Old Dominion, recording 122 receptions for 2,044 yards and 18 TDs ... Became the first offensive player in school history to be selected in the NFL Draft
- Earned second-team All-Conference USA recognition in 2018 ... Ranked 2nd in the league in receiving yards (1,083) and receiving TDs (9) while totaling 63 receptions ... Held the longest streak of games with a TD reception (9) in the FBS that year
- Played in 12 games (seven starts) in 2017, posting 30 catches for 394 yards and 1 TD ... Started all 13 games in 2016 and had 29 receptions for 478 yards and 8 TDs ... Began his career as a walk-on that earned a scholarship in 2014

BIRDSEED

- Lived in multiple countries growing up ... Parents worked for the U.S. AID (United States Agency for International Development)

TRANSACTIONS

- **10/3/20** - Signed by PHI to active roster from practice squad ... **9/6/20** - Signed by PHI to practice squad ... **9/3/20** - Waived by PHI ... **8/20/20** - Claimed off waivers by PHI ... **8/19/20** - Waived by GB ... **8/10/20** - Claimed off waivers by GB ... **8/9/20** - Waived by DET ... **12/12/19** - Signed by DET to active roster from practice squad ... **9/28/19** - Signed by DET to practice squad ... **9/26/19** - Waived by DET ... **2019** - Drafted by DET in 6th round (184th overall)

TRAVIS FULGHAM WR | 13

GO BIRDS

2020 GAME-BY-GAME STATISTICS (PHI)

				RECEIVING					SNAPS	
Date	**Opp**		**GP/S**	**Rec**	**Yds**	**Avg**	**Lg**	**TD**	**No**	**Pct**
Sep 13	at Was	L	---	EAGLES PRACTICE SQUAD						
Sep 20	LAR	L	---	EAGLES PRACTICE SQUAD						
Sep 27	Cin	T	---	EAGLES PRACTICE SQUAD						
Oct 4	at SF	W	1/1	2	57	28.5	42t	1	37	60%
Oct 11	at Pit	L	1/1	10	152	15.2	31	1	46	78%
Oct 18	Bal	L	1/1	6	75	12.5	19	1	58	81%
Oct 22	NYG	W	1/1	5	73	14.6	40	0	78	96%
Nov 1	Dal	W	1/1	6	78	13.0	32	1	59	94%
Nov 15	at NYG	L	1/1	1	8	8.0	8	0	59	88%
Nov 22	at Cle	L	1/1	1	8	8.0	8	0	65	96%
Nov 30	Sea	L	1/0	2	16	8.0	11	0	37	52%
Dec 6	at GB	L	1/0	0	0	---	--	0	25	40%
Dec 13	NO	W	1/0	0	0	---	--	0	11	16%
Dec 20	at Ari	L	1/0	2	30	15.0	18	0	26	31%
Dec 27	at Dal	L	1/0	2	27	13.5	19	0	22	30%
Jan 3	Was	L	1/1	1	15	15.0	15	0	29	43%
Totals			**13/8**	**38**	**539**	**14.2**	**42t**	**4**	**552**	**49%**

2019 GAME-BY-GAME STATISTICS (DET)

				RECEIVING					SNAPS	
Date	**Opp**		**GP/S**	**Rec**	**Yds**	**Avg**	**Lg**	**TD**	**No**	**Pct**
Sep 8	at Ari	T	0/0	INACTIVE						
Sep 15	LAC	W	0/0	INACTIVE						
Sep 22	at Phi	W	0/0	INACTIVE						
Sep 29	KC	L	---	LIONS PRACTICE SQUAD						
Oct 14	at GB	L	---	LIONS PRACTICE SQUAD						
Oct 20	Min	L	---	LIONS PRACTICE SQUAD						
Oct 27	NYG	W	---	LIONS PRACTICE SQUAD						
Nov 3	at Oak	L	---	LIONS PRACTICE SQUAD						
Nov 10	at Chi	L	---	LIONS PRACTICE SQUAD						
Nov 17	Dal	L	---	LIONS PRACTICE SQUAD						
Nov 24	at Was	L	---	LIONS PRACTICE SQUAD						
Nov 28	Chi	L	---	LIONS PRACTICE SQUAD						
Dec 8	at Min	L	---	LIONS PRACTICE SQUAD						
Dec 15	TB	L	1/0	0	0	---	--	0	4	6%
Dec 22	at Den	L	1/0	0	0	---	--	0	17	34%
Dec 29	GB	L	1/0	0	0	---	--	0	42	70%
Totals			**3/0**	**0**	**0**	**---**	**--**	**0**	**63**	**6%**

KENNETH GAINWELL

RUNNING BACK | 14

Height: 5-9 **Weight:** 200 **DOB:** March 14, 1999 (Age 22)
NFL Experience: Rookie *(1st with Eagles)* **Draft:** D5-21 (150th overall) by PHI
College: Memphis **Hometown (HS):** Yazoo City, MS (Yazoo County)

COLLEGE STATISTICS

			RUSHING					RECEIVING						OFF SNAPS	
Year	**College**	**GP**	**Att**	**Yds**	**Avg**	**Lg**	**TD**	**Rec**	**Yds**	**Avg**	**Lg**	**TD**	**TYS**	**No**	**Pct**
2018	Memphis	4	4	91	22.8	72	1	6	52	8.7	14	0	143	---	---
2019	Memphis	14	231	1,459	6.3	75	13	51	610	12.0	68	3	2,069	---	---
2020	Memphis	COVID-19 OPT-OUT													
Totals		**18**	**235**	**1,550**	**6.6**	**75**	**14**	**57**	**662**	**11.6**	**68**	**3**	**2,212**	**---**	**---**

COLLEGE HIGHLIGHTS

- Played in 18 career games (14 starts) at Memphis, totaling 2,212 all-purpose yards (1,550 rushing; 662 receiving) and 17 TDs ... Opted out of the 2020 season due to the COVID-19 pandemic
- As a redshirt freshman in 2019, helped lead the Tigers to an AAC Championship behind an FBS-leading 2,069 all-purpose yards and 1,459 rushing yards (12th nationally) ... Became just the third player in program history to register more than 2,000 all-purpose yards in a season, joining **DeAngelo Williams** from 2003-05 and **Darrell Henderson** in 2018 ... Earned FWAA Freshman of the Year, first-team FWAA Freshman All-America and *Sporting News* All-America honors ... Additionally named the AAC Rookie of the Year and was a unanimous first-team selection

BIRDSEED

- Cousins with Eagles DT **Fletcher Cox**
- Grew up a fan of the Eagles, even before Cox was drafted ... He followed the careers of **Donovan McNabb** and **Michael Vick**
- Prepped at Yazoo County (MS) High School, leading his team to four consecutive state playoff berths ... Logged 8,412 total yards, 108 TDs and 24 games with 100+ rushing yards in his career
- Is the son of Curtis and Monica Gainwell ... His younger brother, Kory, was a teammate of his at Memphis in 2020
- Majored in criminal justice at Memphis

TRANSACTIONS

- **2021** - Drafted by PHI in 5th round (150th overall)

DALLAS GOEDERT

TIGHT END | 88

(pronounced GOD-ert)

Height: 6-5 **Weight:** 256 **DOB:** Jan. 3, 1995 (Age 26)
NFL Experience: 4th Year *(4th with Eagles)* **Draft:** D2-18 (49th overall) by PHI
College: South Dakota State **Hometown (HS):** Britton, SD (Britton-Hecla)

CAREER STATISTICS

			RECEIVING					OFF SNAPS	
Year	**Team**	**GP/S**	**Rec**	**Yds**	**Avg**	**Lg**	**TD**	**No**	**Pct**
2018	Philadelphia	16/8	33	334	10.1	32t	4	525	48%
2019	Philadelphia	15/9	58	607	10.5	28t	5	781	66%
2020	Philadelphia	11/9	46	524	11.4	41	3	602	53%
Totals		**42/26**	**137**	**1,465**	**10.7**	**41**	**12**	**---**	**---**
PLAYOFFS									
2018	Philadelphia	2/0	2	20	10.0	10t	1	50	42%
2019	Philadelphia	1/1	7	73	10.4	17	0	67	97%
Totals		**3/1**	**9**	**93**	**10.3**	**17**	**1**	**---**	**---**

ADDITIONAL STATISTICS

Fumbles/Lost: 2/2 - 2019 (2/2) **Fumble Recoveries:** 1 - 2018 (1)

Kickoff Returns: 1-16 - 2019 (1-16) **Special Teams Tackles:** 5 - 2019 (2), 2018 (3)

Postseason Special Teams Tackles: 1 - 2018 (1)

CAREER HIGHS

Receptions	9	12/22/19 vs. Dal.
Receiving Yards	101	9/13/20 at Was.
Receiving Long	41	12/6/20 at GB
Receiving TDs	1	13x, last: 11/30/20 vs. Sea.

First job: Owned a lawn care company ... **Surprisingly good at:** Unicycling ... **Players he models his game after:** Zach Ertz and Travis Kelce ... **Favorite athletes growing up:** Brett Favre and Aaron Rodgers ... **Favorite TV show:** *The Office* ... **Favorite music:** Country, Sam Hunt

NOTES TO KNOW

- Since his debut season in 2018, ranks in the Top 10 among NFL TEs in receptions (137, 10th), receiving yards (1,465, 10th), receiving TDs (12, T-8th) and yards after the catch (698, 9th)

2020 SEASON - EAGLES

- Totaled 46 receptions for 524 yards (11.4 avg.) and 3 TDs ... His career-high 47.6 receiving yards per game ranked 5th among NFL TEs, trailing only **Travis Kelce** (94.4), **George Kittle** (79.3), **Darren Waller** (74.8) and **Mark Andrews** (50.1)
- Became the first Eagles TE to post 75+ receiving yards and 1 TD in back-to-back games (77 yards on 11/22/20 at Cleveland; 75 yards on 11/30/20 vs. Seattle) since **Keith Jackson** in 1999
- Led Philadelphia's offense with team-high 8 receptions for a career-best 101 yards and 1 TD at Was. (9/13/20) ... His 34-yard TD was the longest receiving TD of his career

2019 SEASON - EAGLES

- Posted Top 10 finishes among NFL TEs in receptions (58, 9th), receiving yards (607, 10th) and receiving TDs (5, T-7th) ... Also ranked 6th among TEs with 331 yards after the catch
- Led the Eagles' passing attack with postseason career highs in receptions (7) and receiving yards (73) vs. Sea. (1/5/20) in the Wild Card round ... Became just the fourth TE in team history to record 7+ catches and 70+ yards in a playoff game, joining **Brent Celek** (10 rec., 83 yards on 1/18/09 at Arizona), **Zach Ertz** (8 rec., 93 yards on 1/21/18 vs. Minnesota) as well as **Keith Jackson** (7 rec., 142 yards on 12/31/88 at Chicago)
- Registered a career-high 9 receptions for 91 yards, including a 6-yard TD, in the 17-9 win vs. Dal. (12/22/19)

2018 SEASON - EAGLES

- Led all NFL rookie TEs with 4 receiving TDs (ranked 6th overall among rookies) in the regular season ... Tied for the 3rd-most receiving TDs ever by a rookie TE in Eagles history, trailing only **Keith Jackson** in 1988 (6) and **Charle Young** in 1973 (6)
- Hauled in a 10-yard TD reception from **Nick Foles** in the third quarter of the Eagles' Wild Card Playoff victory at Chi. (1/6/19) ... Became the first NFL rookie TE to catch a go-ahead TD in a postseason game since **Richard Rodgers** with Green Bay on 1/11/15 vs. Dallas (13-yard TD from **Aaron Rodgers** that gave the Packers a 26-21 advantage in the fourth quarter)

COLLEGE HIGHLIGHTS

- A two-time FCS All-America First Team selection (2016-17) and two-time FCS Walter Payton Award finalist (2016-17) at South Dakota State, where he finished with the 3rd-most catches (198), 4th-most receiving yards (2,988) and 5th-most receiving TDs (21) in school history ... Over his last two years with the Jackrabbits, led all FCS TEs in receptions (164) and receiving yards (2,404) and ranked 2nd among that group in receiving TDs (18)
- As a senior in 2017, earned first-team All-MVFC honors after leading nationally-ranked South Dakota State with 72 receptions and 1,111 receiving yards ... Ranked 2nd on the team with 7 TDs

DALLAS GOEDERT TE | 88

GO BIRDS

2020 GAME-BY-GAME STATISTICS (PHI)

				RECEIVING					SNAPS	
Date	**Opp**		**GP/S**	**Rec**	**Yds**	**Avg**	**Lg**	**TD**	**No**	**Pct**
Sep 13	at Was	L	1/1	8	101	12.6	34t	1	54	79%
Sep 20	LAR	L	1/0	4	30	7.5	11	0	63	89%
Sep 27	Cin	T	1/0	1	7	7.0	7	0	6	7%
Oct 4	at SF	W	0/0	RESERVE/INJURED						
Oct 11	at Pit	L	0/0	RESERVE/INJURED						
Oct 18	Bal	L	0/0	RESERVE/INJURED						
Oct 22	NYG	W	0/0	RESERVE/INJURED						
Nov 1	Dal	W	1/1	1	15	15.0	15	0	53	84%
Nov 15	at NYG	L	1/1	4	33	8.3	12	0	62	93%
Nov 22	at Cle	L	1/1	5	77	15.4	32	1	68	100%
Nov 30	Sea	L	1/1	7	75	10.7	27	1	71	100%
Dec 6	at GB	L	1/1	5	66	13.2	41	0	52	84%
Dec 13	NO	W	1/1	4	43	10.8	19	0	59	86%
Dec 20	at Ari	L	1/1	4	39	9.8	16	0	73	88%
Dec 27	at Dal	L	1/1	3	38	12.7	23	0	41	56%
Jan 3	Was	L	0/0	INACTIVE						
Totals			**11/9**	**46**	**524**	**11.4**	**41**	**3**	**602**	**53%**

- Received all-conference honors as a junior in 2016 after setting a school single-season record with 92 catches ... His 1,293 yards were the 5th-most in Jackrabbits history (most by a TE)
- Named first-team All-MVFC as a sophomore in 2015

BIRDSEED

- A two-time all-state selection and three-time all-conference pick in football and basketball at Britton-Hecla (SD) High School
- Is a skilled unicyclist ... Used to ride in parades throughout small towns around Britton, SD ... Considers learning how to ride a six-foot unicycle as the greatest feat of his unicycling career, which required starting off the back of a truck

TRANSACTIONS

- **10/31/20** - Activated from Reserve/Injured ... **9/29/20** - Placed on Reserve/Injured ... **2018** - Drafted by PHI in 2nd round (49th overall)

2019 GAME-BY-GAME STATISTICS (PHI)

				RECEIVING					SNAPS	
Date	**Opp**		**GP/S**	**Rec**	**Yds**	**Avg**	**Lg**	**TD**	**No**	**Pct**
Sep 8	Was	W	1/0	2	16	8.0	9	0	41	55%
Sep 15	at Atl	L	0/0	DID NOT PLAY						
Sep 22	Det	L	1/0	0	0	0.0	0	0	9	12%
Sep 26	at GB	W	1/1	2	16	8.0	13	1	43	69%
Oct 6	NYJ	W	1/0	1	11	11.0	11	0	50	74%
Oct 13	at Min	L	1/1	5	48	9.6	13	0	46	71%
Oct 20	at Dal	L	1/1	4	69	17.3	28t	1	36	59%
Oct 27	at Buf	W	1/0	3	22	7.3	10	1	55	75%
Nov 3	Chi	W	1/1	4	39	9.8	16	0	70	79%
Nov 17	NE	L	1/1	3	36	12.0	21	1	61	81%
Nov 24	Sea	L	1/1	7	32	4.6	14	0	66	87%
Dec 1	at Mia	L	1/1	6	66	11.0	24	0	40	56%
Dec 9	NYG	W	1/0	3	41	13.7	28	0	60	67%
Dec 15	at Was	W	1/0	5	55	11.0	20	0	65	84%
Dec 22	Dal	W	1/1	9	91	10.1	22	1	65	90%
Dec 29	at NYG	W	1/1	4	65	16.3	28	0	74	100%
Totals			**15/9**	**58**	**607**	**10.5**	**28t**	**5**	**781**	**66%**
PLAYOFFS										
Jan 5	Sea	L	1/1	7	73	10.4	17	0	67	97%
Totals			**1/1**	**7**	**73**	**10.4**	**17**	**0**	**67**	**97%**

2018 GAME-BY-GAME STATISTICS (PHI)

				RECEIVING					SNAPS	
Date	**Opp**		**GP/S**	**Rec**	**Yds**	**Avg**	**Lg**	**TD**	**No**	**Pct**
Sep 6	Atl	W	1/0	1	4	4.0	4	0	17	24%
Sep 16	at TB	L	1/0	0	0	---	--	0	17	22%
Sep 23	Ind	W	1/1	7	73	10.4	19	1	55	67%
Sep 30	at Ten	L	1/1	2	13	6.5	10	0	31	40%
Oct 7	Min	L	1/0	2	16	8.0	11	0	35	59%
Oct 11	at NYG	W	1/1	1	7	7.0	7	0	32	45%
Oct 21	Car	L	1/1	4	43	10.8	21	1	37	55%
Oct 28	at Jax	W	1/0	1	32	32.0	32t	1	30	48%
Nov 11	Dal	L	1/0	0	0	---	--	0	18	29%
Nov 18	at NO	L	1/1	0	0	---	--	0	16	31%
Nov 25	NYG	W	1/0	3	33	11.0	16	0	36	55%
Dec 3	Was	W	1/1	0	0	---	--	0	39	52%
Dec 9	at Dal	L	1/1	4	44	11.0	26	1	31	60%
Dec 16	at LAR	W	1/1	2	12	6.0	10	0	39	61%
Dec 23	Hou	W	1/0	3	30	10.0	24	0	48	59%
Dec 30	at Was	W	1/0	3	27	9.0	25	0	44	62%
Totals			**16/8**	**33**	**334**	**10.1**	**32t**	**4**	**525**	**48%**
PLAYOFFS										
Jan 6	at Chi	W	1/0	2	20	10.0	10t	1	30	44%
Jan 13	at NO	L	1/0	0	0	---	--	0	20	39%
Totals			**2/0**	**2**	**20**	**10.0**	**10t**	**1**	**50**	**42%**

BRANDON GRAHAM

DEFENSIVE END | 55

Height: 6-2 **Weight:** 265 **DOB:** April 3, 1988 (Age 33)
NFL Experience: 12th Year *(12th with Eagles)* **Draft:** D1-10 (13th overall) by PHI
College: Michigan **Hometown (HS):** Detroit, MI (Crockett Vocational Technical)

All-Pro: 2016 Pro Bowl: 2021 Super Bowl Champion: 2017 (LII)

CAREER STATISTICS

			TACKLES					PASS DEFENSE					FUMBLES			DEF SNAPS	
Year	**Team**	**GP/S**	**Total**	**Solo**	**Asst**	**TFL**	**Sacks**	**Int**	**Yds**	**Lg**	**TD**	**PD**	**FF**	**FR**	**Yds**	**No**	**Pct**
2010	Philadelphia	13/6	19	12	7	1	3.0	0	0	--	0	0	2	0	0	N/A	N/A
2011	Philadelphia	3/0	4	2	2	1	0.0	0	0	--	0	0	0	0	0	N/A	N/A
2012	Philadelphia	16/6	50	34	16	7	5.5	0	0	--	0	1	2	1	0	420	40%
2013	Philadelphia	16/0	21	14	7	2	3.0	0	0	--	0	0	1	0	0	323	27%
2014	Philadelphia	16/1	43	29	14	13.5	5.5	0	0	--	0	0	4	0	0	499	43%
2015	Philadelphia	16/10	63	44	19	12.5	6.5	0	0	--	0	1	3	0	0	858	71%
2016	Philadelphia	16/16	64	50	14	14	5.5	0	0	--	0	1	2	1	4	764	75%
2017	Philadelphia	15/15	51	43	8	16	9.5	0	0	--	0	1	2	1	16	666	65%
2018	Philadelphia	16/16	46	37	9	12	4.0	0	0	--	0	2	1	1	0	753	72%
2019	Philadelphia	16/16	61	49	12	18	8.5	0	0	--	0	1	1	2	4	791	76%
2020	Philadelphia	16/16	53	37	16	15	8.0	0	0	--	0	0	2	1	0	757	69%
Totals		**159/102**	**475**	**351**	**124**	**112**	**59.0**	**0**	**0**	**--**	**0**	**7**	**20**	**7**	**24**	**---**	**---**
PLAYOFFS																	
2010	Philadelphia	0/0	RESERVE/INJURED (12/14/10)														
2013	Philadelphia	1/0	2	1	1	0	1.0	0	0	--	0	0	0	0	0	22	31%
2017	Philadelphia	3/3	5	4	1	0	1.0	0	0	--	0	0	1	0	0	162	79%
2018	Philadelphia	2/2	5	4	1	1	1.5	0	0	--	0	0	1	0	0	123	87%
2019	Philadelphia	1/1	0	0	0	0	0.0	0	0	--	0	0	0	0	0	38	59%
Totals		**7/6**	**12**	**9**	**3**	**1**	**3.5**	**0**	**0**	**--**	**0**	**0**	**2**	**0**	**0**	**---**	**---**

ADDITIONAL STATISTICS

Fumble Recovery TD: 1 - 2017 (1) **Special Teams Tackles:** 15 - 2014 (8), 2013 (7) **Kickoff Returns:** 2-14 - 2013 (2-14)

CAREER HIGHS

Tackles	10	12/13/12 vs. Cin.
Sacks	3.0	10/6/19 vs. NYJ
INTs	--	---
PDs	1	7x, last: 10/6/19 vs. NYJ
FFs	2	11/8/15 at Dal.
FRs	1	7x, last: 11/1/20 vs. Dal.

CAREER HIGHLIGHTS

- Earned his first career **Pro Bowl** selection following the 2020 season after leading the team in sacks (8.0), TFLs (15), QB pressures and hits (31) and FFs (2, tied) ... Finished the year as one of only four NFL players to register 8.0+ sacks, 13+ TFLs and 2+ FFs, joining **Aaron Donald**, **Haason Reddick** and **T.J. Watt**
- Recorded one of the top defensive plays in Eagles history when he strip-sacked Patriots QB **Tom Brady** in the fourth quarter of **Super Bowl LII** (recovered by **Derek Barnett**) ... The takeaway set up a 46-yard FG by **Jake Elliott** that gave the Eagles a 41-33 advantage with 1:05 remaining in the game
- Received second-team **All-Pro** honors from the *Associated Press* after ranking 1st in the NFL with 78 combined sacks, hurries and QB knockdowns during the 2016 campaign

NOTES TO KNOW

- His 159 career regular-season games are the most ever by a DL in Eagles history ... Ranks T-8th all-time in that category, trailing only **Brian Dawkins** (183, 1996-2008) and **Chuck Bednarik** (169, 1949-62) among the franchise's defensive players ... Has missed only one game (Week 17 of 2017) since Week 1 of 2012

BRANDON GRAHAM DE | 55

GO BIRDS

2020 GAME-BY-GAME STATISTICS (PHI)

Date	Opp		GP/S	Tot	Solo	Sk	Int	PD	FF	FR	Snaps	Pct
Sep 13	at Was	L	1/1	3	3	0.0	0	0	0	0	38	54%
Sep 20	LAR	L	1/1	1	1	1.0	0	0	0	0	44	64%
Sep 27	Cin	T	1/1	6	6	2.0	0	0	0	0	58	81%
Oct 4	at SF	W	1/1	1	0	0.0	0	0	0	0	56	77%
Oct 11	at Pit	L	1/1	4	3	0.0	0	0	0	0	57	76%
Oct 18	Bal	L	1/1	6	5	2.0	0	0	0	0	44	60%
Oct 22	NYG	W	1/1	4	2	1.0	0	0	1	0	43	72%
Nov 1	Dal	W	1/1	4	2	1.0	0	0	1	1	43	54%
Nov 15	at NYG	L	1/1	5	4	0.0	0	0	0	0	46	65%
Nov 22	at Cle	L	1/1	5	3	0.0	0	0	0	0	53	79%
Nov 30	Sea	L	1/1	5	2	0.0	0	0	0	0	44	66%
Dec 6	at GB	L	1/1	2	1	0.0	0	0	0	0	41	67%
Dec 13	NO	W	1/1	1	1	0.0	0	0	0	0	42	67%
Dec 20	at Ari	L	1/1	2	2	0.0	0	0	0	0	41	60%
Dec 27	at Dal	L	1/1	3	2	1.0	0	0	0	0	58	83%
Jan 3	Was	L	1/1	1	0	0.0	0	0	0	0	49	78%
Totals			**16/16**	**53**	**37**	**8.0**	**0**	**0**	**2**	**1**	**757**	**69%**

- Has produced the 4th-most career sacks (59.0) in Eagles history, behind **Reggie White** (124.0, 1985-92), **Trent Cole** (85.5, 2005-14) and **Clyde Simmons** (76.0, 1986-93)

2020 SEASON - EAGLES

- Voted to his first career **Pro Bowl** after leading the team in sacks (8.0), TFLs (15), QB pressures and hits (31) and FFs (2, tied) ... One of only four NFL players to register 8.0+ sacks, 13+ TFLs and 2+ FFs, joining **Aaron Donald**, **Haason Reddick** and **T.J. Watt**
- Recorded a strip-sack of Cowboys QB **Ben DiNucci** and corralled the fumble in the first quarter of the win vs. Dal. (11/1/20) ... Became the first Eagle to produce 7.0+ sacks over any eight-game stretch in a season since **Connor Barwin** in 2014
- Posted multi-sack games on 10/18/20 vs. Baltimore (2.0 - **Lamar Jackson**) and 9/27/20 vs. Cincinnati (2.0 - **Joe Burrow**)

2019 SEASON - EAGLES

- Totaled team highs in sacks (8.5), TFLs (career-high 18) and QB pressures and hits (34, tied) ... His 8.5 sacks are the 2nd-highest single-season total of his career (9.5 sacks in 2017)
- Led the Eagles' 10.0-sack performance (tied for 2nd-most in franchise history) with a career-high 3.0 sacks in the 31-6 win vs. NYJ (10/6/19) ... Became the first Eagle to record 3.0 sacks in a game since **Fletcher Cox** on 12/30/18 at Washington

2018 SEASON - EAGLES

- Ranked 3rd on the Eagles' defense in TFLs (12) and QB pressures and hits (career-high 40) and 4th in sacks (4.0)
- Notched his second career postseason strip-sack (also Patriots QB **Tom Brady** in **Super Bowl LII**) when he brought down Saints QB **Drew Brees** in the Divisional Round at NO (1/13/19)

2017 SEASON - EAGLES

- Recorded one of the top defensive plays in Eagles history when he strip-sacked Patriots QB **Tom Brady** in the fourth quarter of **Super Bowl LII** (recovered by **Derek Barnett**) ... The takeaway set up a 46-yard FG by **Jake Elliott** that gave the Eagles a 41-33 advantage with 1:05 remaining in the game

2019 GAME-BY-GAME STATISTICS (PHI)

Date	Opp		GP/S	Tot	Solo	Sk	Int	PD	FF	FR	Snaps	Pct
Sep 8	Was	W	1/1	5	3	0.0	0	0	0	0	46	72%
Sep 15	at Atl	L	1/1	2	2	0.0	0	0	0	0	51	77%
Sep 22	Det	L	1/1	5	4	0.0	0	0	0	0	55	86%
Sep 26	at GB	W	1/1	2	2	0.0	0	0	0	1	60	74%
Oct 6	NYJ	W	1/1	6	6	3.0	0	1	0	0	41	69%
Oct 13	at Min	L	1/1	4	4	1.0	0	0	0	0	55	77%
Oct 20	at Dal	L	1/1	5	4	0.0	0	0	0	0	50	71%
Oct 27	at Buf	W	1/1	6	5	1.0	0	0	1	1	47	76%
Nov 3	Chi	W	1/1	4	4	1.0	0	0	0	0	35	78%
Nov 17	NE	L	1/1	2	2	0.0	0	0	0	0	65	88%
Nov 24	Sea	L	1/1	3	2	1.5	0	0	0	0	51	78%
Dec 1	at Mia	L	1/1	2	1	0.0	0	0	0	0	58	81%
Dec 9	NYG	W	1/1	3	1	0.0	0	0	0	0	45	87%
Dec 15	at Was	W	1/1	6	5	0.0	0	0	0	0	43	81%
Dec 22	Dal	W	1/1	3	1	0.0	0	0	0	0	44	71%
Dec 29	at NYG	W	1/1	3	3	1.0	0	0	0	0	45	61%
Totals			**16/16**	**58**	**46**	**7.5**	**0**	**1**	**1**	**2**	**791**	**76%**
PLAYOFFS												
Jan 5	Sea	L	1/1	0	0	0.0	0	0	0	0	38	59%
Totals			**1/1**	**0**	**0**	**0.0**	**0**	**0**	**0**	**0**	**38**	**59%**

Bucket list: Drive a NASCAR car ... **First jersey:** Dave Bing, Detroit Pistons ... **First job:** Working the grill at McDonald's ... **Favorite Halloween costume:** Batman, when he was 10 years old ... **Favorite movie:** *Equalizer* ... **Favorite book:** *New Money: Staying Rich* by Phillip Buchanon ... **Favorite quote:** "Those who stay, will be champions." - Bo Schembechler

BRANDON GRAHAM DE | 55

GO BIRDS

2018 GAME-BY-GAME STATISTICS (PHI)

Date	Opp		GP/S	Tot	Solo	Sk	Int	PD	FF	FR	Snaps	Pct
Sep 6	Atl	W	1/1	2	2	0.0	0	0	0	0	46	66%
Sep 16	at TB	L	1/1	8	6	0.0	0	0	0	0	39	67%
Sep 23	Ind	W	1/1	2	2	0.0	0	0	0	0	34	58%
Sep 30	at Ten	L	1/1	4	3	0.0	0	0	0	0	41	58%
Oct 7	Min	L	1/1	5	4	1.0	0	1	0	0	52	84%
Oct 11	at NYG	W	1/1	2	2	0.0	0	0	0	0	39	60%
Oct 21	Car	L	1/1	2	1	0.5	0	0	0	0	39	66%
Oct 28	at Jax	W	1/1	2	2	0.0	0	0	0	0	51	80%
Nov 11	Dal	L	1/1	5	3	1.5	0	0	0	0	55	80%
Nov 18	at NO	L	1/1	1	1	0.0	0	0	0	0	42	60%
Nov 25	NYG	W	1/1	3	2	0.0	0	0	0	0	49	79%
Dec 3	Was	W	1/1	4	3	1.0	0	0	1	0	37	82%
Dec 9	at Dal	L	1/1	3	3	0.0	0	0	0	1	83	84%
Dec 16	at LAR	W	1/1	0	0	0.0	0	0	0	0	57	75%
Dec 23	Hou	W	1/1	1	1	0.0	0	0	0	0	54	83%
Dec 30	at Was	W	1/1	2	2	0.0	0	1	0	0	35	78%
Totals			**16/16**	**46**	**37**	**4.0**	**0**	**2**	**1**	**1**	**753**	**72%**
PLAYOFFS												
Jan 6	at Chi	W	1/1	2	2	0.5	0	0	0	0	58	91%
Jan 13	at NO	L	1/1	3	2	1.0	0	0	1	0	65	84%
Totals			**2/2**	**5**	**4**	**1.5**	**0**	**0**	**1**	**0**	**123**	**87%**

- Named a **Pro Bowl** first alternate after producing a team-leading, career-high 9.5 sacks ... Added 51 tackles (43 solo), 16 TFLs (team high), 1 PD, 27 QB pressures and hits, 2 FFs and 1 FR
- Sealed the victory with a 16-yard fumble recovery TD forced by **Nigel Bradham** in the 43-35 win at LAR (12/10/17)
- Sacked QB **Kirk Cousins** twice in the season-opening, 30-17 victory at Was. (9/10/17) ... Included a strip-sack that led to a 20-yard fumble recovery TD by **Fletcher Cox**

2016 SEASON - EAGLES

- Received second-team **All-Pro** honors from the *Associated Press* after ranking 1st in the NFL with 78 combined sacks, hurries and QB knockdowns ... Led the Eagles with 14 TFLs
- Posted sacks in three straight games to open the season ... Became the first Eagle to accomplish that feat since **Jason Babin**, **Trent Cole** and **Cullen Jenkins** each did so in 2011

2015 SEASON - EAGLES

- Finished the season tied for the team lead with 3 FFs and ranked 3rd on the Eagles' defense with 6.5 sacks
- Sacked Patriots QB **Tom Brady** twice at NE (12/6/15)
- Had 2.0 sacks against Cowboys QB **Matt Cassel** at Dal. (11/8/15), jarring the ball loose on both takedowns ... Became just the fifth Eagle since 1994 to post 2.0 sacks and 2 FFs in the same game, joining **Fletcher Cox** (10/11/15 vs. New Orleans), **Jevon Kearse** (11/20/05 at N.Y. Giants), **Bobby Taylor** (9/15/97 at Dallas) and **William Fuller** (10/29/95 vs. St. Louis)

2014 SEASON - EAGLES

- Ranked 3rd in the NFL with a career-high 4 FFs, trailing only **Ryan Kerrigan** (5) and **Robert Quinn** (5) ... Also produced the 2nd-most TFLs (13.5) on the Eagles' defense

2017 GAME-BY-GAME STATISTICS (PHI)

Date	Opp		GP/S	Tot	Solo	Sk	Int	PD	FF	FR	Snaps	Pct
Sep 10	at Was	W	1/1	4	3	2.0	0	0	1	0	43	68%
Sep 17	at KC	L	1/1	5	5	0.5	0	0	0	0	38	72%
Sep 24	NYG	W	1/1	1	1	0.0	0	0	0	0	46	67%
Oct 1	at LAC	W	1/1	2	1	0.0	0	0	0	0	44	77%
Oct 8	Ari	W	1/1	4	4	1.0	0	0	0	0	43	72%
Oct 12	at Car	W	1/1	3	1	0.5	0	0	0	0	62	76%
Oct 23	Was	W	1/1	1	1	0.0	0	1	0	0	44	69%
Oct 29	SF	W	1/1	3	2	1.0	0	0	0	0	44	67%
Nov 5	Den	W	1/1	5	5	0.0	0	0	0	0	40	62%
Nov 19	at Dal	W	1/1	4	4	1.0	0	0	0	0	44	70%
Nov 26	Chi	W	1/1	5	5	1.0	0	0	1	0	34	62%
Dec 3	at Sea	L	1/1	5	4	1.5	0	0	0	0	47	76%
Dec 10	at LAR	W	1/1	1	1	0.0	0	0	0	1	36	75%
Dec 17	at NYG	W	1/1	4	3	1.0	0	0	0	0	63	72%
Dec 25	Oak	W	1/1	4	3	0.0	0	0	0	0	38	55%
Dec 31	Dal	L	0/0	INACTIVE								
Totals			**15/15**	**51**	**43**	**9.5**	**0**	**1**	**2**	**1**	**666**	**65%**
PLAYOFFS												
Jan 13	Atl	W	1/1	3	2	0.0	0	0	0	0	57	90%
Jan 21	Min	W	1/1	0	0	0.0	0	0	0	0	53	79%
Feb 4	at NE	W	1/1	2	2	1.0	0	0	1	0	52	68%
Totals			**3/3**	**5**	**4**	**1.0**	**0**	**0**	**1**	**0**	**162**	**79%**

MULTI-SACK GAMES (13)

Date	Opponent	Sacks
10/6/19	vs. New York Jets (W, 31-6)	3.0
12/13/12	vs. Cincinnati Bengals (L, 13-34)	2.5
10/18/20	vs. Baltimore Ravens (L, 28-30)	2.0
9/27/20	vs. Cincinnati Bengals (T, 23-23)	2.0
9/10/17	at Washington (W, 30-17)	2.0
12/6/15	at New England Patriots (W, 35-28)	2.0
11/8/15	at Dallas Cowboys (W, 33-27)	2.0
12/1/13	vs. Arizona Cardinals (W, 24-21)	2.0
11/24/19	vs. Seattle Seahawks (L, 9-17)	1.5
11/11/18	vs. Dallas Cowboys (L, 20-27)	1.5
12/3/17	at Seattle Seahawks (L, 10-24)	1.5
11/10/14	vs. Carolina Panthers (W, 45-21)	1.5
12/2/12	at Dallas Cowboys (L, 33-38)	1.5

BRANDON GRAHAM DE | 55

GO BIRDS

2016 GAME-BY-GAME STATISTICS (PHI)

Date	Opp		GP/S	Tot	Solo	Sk	Int	PD	FF	FR	Snaps	Pct
Sep 11	Cle	W	1/1	3	2	1.0	0	0	1	0	36	69%
Sep 19	at Chi	W	1/1	4	4	1.0	0	0	0	0	37	71%
Sep 25	Pit	W	1/1	4	2	1.0	0	0	0	1	42	70%
Oct 9	at Det	L	1/1	6	5	0.0	0	0	0	0	53	87%
Oct 16	at Was	L	1/1	3	2	0.0	0	0	0	0	57	77%
Oct 23	Min	W	1/1	3	2	1.0	0	0	1	0	57	75%
Oct 30	at Dal	L	1/1	6	4	0.0	0	1	0	0	64	82%
Nov 6	at NYG	L	1/1	1	1	0.0	0	0	0	0	52	81%
Nov 13	Atl	W	1/1	3	3	1.0	0	0	0	0	38	76%
Nov 20	at Sea	L	1/1	2	1	0.0	0	0	0	0	48	72%
Nov 28	GB	L	1/1	6	5	0.0	0	0	0	0	54	76%
Dec 4	at Cin	L	1/1	9	9	0.0	0	0	0	0	49	77%
Dec 11	Was	L	1/1	2	2	0.0	0	0	0	0	33	79%
Dec 18	at Bal	L	1/1	6	3	0.5	0	0	0	0	43	74%
Dec 22	NYG	W	1/1	4	3	0.0	0	0	0	0	63	71%
Jan 1	Dal	W	1/1	2	2	0.0	0	0	0	0	38	68%
Totals			**16/16**	**64**	**50**	**5.5**	**0**	**1**	**2**	**1**	**764**	**75%**

2015 GAME-BY-GAME STATISTICS (PHI)

Date	Opp		GP/S	Tot	Solo	Sk	Int	PD	FF	FR	Snaps	Pct
Sep 14	at Atl	L	1/1	3	3	0.0	0	0	0	0	53	69%
Sep 20	Dal	L	1/1	3	2	0.0	0	0	0	0	67	79%
Sep 27	at NYJ	W	1/0	4	2	0.0	0	0	0	0	49	62%
Oct 4	at Was	L	1/1	7	7	1.0	0	0	0	0	56	67%
Oct 11	NO	W	1/0	0	0	0.0	0	0	1	0	44	64%
Oct 19	NYG	W	1/1	3	2	1.0	0	0	0	0	45	66%
Oct 25	at Car	L	1/1	5	3	0.0	0	0	0	0	39	64%
Nov 8	at Dal	W	1/1	9	5	2.0	0	0	0	0	61	78%
Nov 15	Mia	L	1/1	3	1	0.5	0	0	2	0	51	76%
Nov 22	TB	L	1/1	4	3	0.0	0	0	0	0	56	72%
Nov 26	at Det	L	1/0	5	4	0.0	0	0	0	0	47	65%
Dec 6	at NE	W	1/1	4	4	2.0	0	0	0	0	67	75%
Dec 13	Buf	W	1/1	4	1	0.0	0	1	0	0	63	85%
Dec 20	Ari	L	1/0	3	3	0.0	0	0	0	0	56	74%
Dec 26	Was	L	1/0	2	1	0.0	0	0	0	0	58	77%
Jan 3	at NYG	W	1/0	4	3	0.0	0	0	0	0	46	55%
Totals			**16/10**	**63**	**44**	**6.5**	**0**	**1**	**3**	**0**	**858**	**71%**

2013 SEASON - EAGLES

- Totaled 21 tackles (14 solo), 3.0 sacks and 1 FF
- Posted his first career playoff sack against Saints QB **Drew Brees** in the NFC Wild Card game vs. NO (1/4/14)
- Sacked Cardinals QB **Carson Palmer** twice vs. Ari. (12/1/13)

2012 SEASON - EAGLES

- Tied with **Jason Babin** and **Fletcher Cox** for the team lead with 5.5 sacks (4.0 sacks in the final 6 games of the season)
- Collared a career-high 2.5 sacks of Bengals QB **Andy Dalton** vs. Cin. (12/13/12), including a second-quarter strip-sack ... Also tallied a career-best 10 tackles (7 solo) with 3 hurries

2010 SEASON - EAGLES

- Produced 19 tackles (12 solo), 3.0 sacks and 2 FFs as a rookie
- Registered the first sack of his career in his hometown at Det. (9/19/10), bringing down Lions QB **Shaun Hill**
- In the season opener vs. GB (9/12/10), joined **Nate Allen** as the first pair of defensive rookies to start for the Eagles on opening day since **Wes Hopkins** and **Jody Schulz** in 1983

COLLEGE HIGHLIGHTS

- Played in 46 games (28 starts) at Michigan, recording 138 tackles (85 solo), 56 TFLs, 29.5 sacks, 8 FFs and 3 FRs ... Finished his collegiate career ranked 2nd in school history in TFLs, sacks and FFs ... Blocked 2 punts and returned a blocked punt for a TD
- Selected as the Wolverines' Bo Schembechler MVP twice (2008 and 2009) in his career, becoming the first defensive player in school history to accomplish the feat
- Named a second-team All-America and first-team All-Big Ten selection as a senior in 2009 ... Named a Ted Hendricks Award finalist, which is given annually to the nation's top college defensive end ... Recorded a career-best 64 tackles (42 solo) and a team-high 10.5 sacks while leading the NCAA with 26 TFLs
- Earned second-team all-conference honors as a junior in 2008 after notching 46 tackles (29 solo), 20 TFLs (ranked 2nd in the nation) and 10.0 sacks (ranked 2nd in the Big Ten)

BIRDSEED

- A four-year starter at Crockett Vocational Technical (MI) ... Registered 307 tackles, 112 TFLs, 56.0 sacks, 16 FRs, 6 FFs and 2 INTs while averaging 40 yards per attempt as a punter during his high school career ... Earned *Parade*, *EA Sports* and *USA Today* first-team All-America honors and was voted the Michigan Gatorade Player of the Year ... Also lettered in basketball and track and field ... Regularly donates uniforms and equipment to his school
- Married Carylne Williams in 2014 and resides in the Philadelphia area ... The couple has two children – a daughter, Emerson, and a son, Bryson ... Is the son of Tasha Graham and Derrick Walton and has three younger sisters: Brittany, Mikayla and Brianna
- Credits his mother, Tasha, as the most influential person in his life ... A cancer survivor, Tasha was diagnosed with leukemia at a young age ... She spent most of her life working at a Chrysler auto plant to support Brandon and his three sisters

TRANSACTIONS

- **3/1/19** - Agreed to terms with PHI on 3-year contract ... **8/20/18** - Activated from Active/PUP ... **7/26/18** - Placed on Active/PUP ... **3/9/15** - Re-signed by PHI to 4-year contract ... **11/5/11** - Activated from Reserve/PUP ... **9/3/11** - Placed on Reserve/PUP ... **12/14/10** - Placed on Reserve/Injured ... **2010** - Drafted by PHI in 1st round (13th overall)

BRANDON GRAHAM DE | 55

GO BIRDS

2014 GAME-BY-GAME STATISTICS (PHI)

Date	Opp		GP/S	Tot	Solo	Sk	Int	PD	FF	FR	Snaps	Pct
Sep 7	Jax	W	1/0	3	3	0.0	0	0	0	0	25	34%
Sep 15	at Ind	W	1/0	1	0	0.0	0	0	0	0	23	32%
Sep 21	Was	W	1/0	4	3	0.0	0	0	1	0	27	35%
Sep 28	at SF	L	1/0	2	1	1.0	0	0	0	0	28	34%
Oct 5	StL	W	1/0	3	2	0.0	0	0	1	0	26	35%
Oct 12	NYG	W	1/0	3	3	1.0	0	0	1	0	33	52%
Oct 26	at Ari	L	1/0	2	1	0.0	0	0	0	0	28	40%
Nov 2	at Hou	W	1/0	2	1	1.0	0	0	0	0	20	33%
Nov 10	Car	W	1/0	4	2	1.5	0	0	1	0	40	49%
Nov 16	at GB	L	1/0	2	1	0.0	0	0	0	0	28	41%
Nov 23	Ten	W	1/0	1	1	0.0	0	0	0	0	28	41%
Nov 27	at Dal	W	1/0	3	3	1.0	0	0	0	0	24	39%
Dec 7	Sea	L	1/0	1	0	0.0	0	0	0	0	31	36%
Dec 14	Dal	L	1/0	3	2	0.0	0	0	0	0	41	50%
Dec 20	at Was	L	1/1	6	3	0.0	0	0	0	0	57	100%
Dec 28	at NYG	W	1/0	3	3	0.0	0	0	0	0	40	50%
Totals			**16/1**	**43**	**29**	**5.5**	**0**	**0**	**4**	**0**	**499**	**43%**

2013 GAME-BY-GAME STATISTICS (PHI)

Date	Opp		GP/S	Tot	Solo	Sk	Int	PD	FF	FR	Snaps	Pct
Sep 9	at Was	W	1/0	0	0	0.0	0	0	0	0	16	21%
Sep 15	SD	L	1/0	0	0	0.0	0	0	0	0	16	19%
Sep 19	KC	L	1/0	3	2	1.0	0	0	0	0	17	20%
Sep 29	at Den	L	1/0	1	1	0.0	0	0	0	0	20	27%
Oct 6	at NYG	W	1/0	0	0	0.0	0	0	0	0	22	30%
Oct 13	at TB	W	1/0	0	0	0.0	0	0	0	0	23	32%
Oct 20	Dal	L	1/0	3	3	0.0	0	0	0	0	18	55%
Oct 27	NYG	L	1/0	1	1	0.0	0	0	0	0	18	24%
Nov 3	at Oak	W	1/0	0	0	0.0	0	0	0	0	28	29%
Nov 10	at GB	W	1/0	2	1	0.0	0	0	0	0	17	22%
Nov 17	Was	W	1/0	2	2	0.0	0	0	0	0	28	34%
Dec 1	Ari	W	1/0	3	3	2.0	0	0	0	0	13	18%
Dec 8	Det	W	1/0	2	0	0.0	0	0	1	0	21	36%
Dec 15	at Min	L	1/0	1	0	0.0	0	0	0	0	20	27%
Dec 22	Chi	W	1/0	1	0	0.0	0	0	0	0	27	42%
Dec 29	at Dal	W	1/0	2	1	0.0	0	0	0	0	19	29%
Totals			**16/0**	**21**	**14**	**3.0**	**0**	**0**	**1**	**0**	**323**	**27%**
PLAYOFFS												
Jan 4	NO	L	1/0	2	1	1.0	0	0	0	0	22	31%
Totals			**1/0**	**2**	**1**	**1.0**	**0**	**0**	**0**	**0**	**22**	**31%**

2012 GAME-BY-GAME STATISTICS (PHI)

Date	Opp		GP/S	Tot	Solo	Sk	Int	PD	FF	FR	Snaps	Pct
Sep 9	at Cle	W	1/0	0	0	0.0	0	0	0	0	4	7%
Sep 16	Bal	W	1/0	1	1	0.0	0	0	0	0	9	13%
Sep 23	at Ari	L	1/0	5	3	0.5	0	0	0	0	17	27%
Sep 30	NYG	W	1/0	1	1	0.0	0	0	0	0	10	15%
Oct 7	at Pit	L	1/0	1	0	0.0	0	0	0	0	18	25%
Oct 14	Det	L	1/0	1	1	0.0	0	0	0	0	18	23%
Oct 28	Atl	L	1/0	6	5	0.0	0	0	0	0	31	41%
Nov 5	at NO	L	1/0	3	2	1.0	0	0	1	1	21	38%
Nov 11	Dal	L	1/0	1	0	0.0	0	0	0	0	22	41%
Nov 18	at Was	L	1/0	0	0	0.0	0	0	0	0	22	42%
Nov 26	Car	L	1/1	4	2	0.0	0	0	0	0	30	44%
Dec 2	at Dal	L	1/1	8	5	1.5	0	0	0	0	31	48%
Dec 9	at TB	W	1/1	2	2	0.0	0	0	0	0	47	65%
Dec 13	Cin	L	1/1	10	7	2.5	0	0	1	0	52	67%
Dec 23	Was	L	1/1	5	3	0.0	0	1	0	0	39	74%
Dec 30	at NYG	L	1/1	2	2	0.0	0	0	0	0	49	78%
Totals			**16/6**	**50**	**34**	**5.5**	**0**	**1**	**2**	**1**	**420**	**40%**

2011 GAME-BY-GAME STATISTICS (PHI)

Date	Opp		GP/S	Tot	Solo	Sk	Int	PD	FF	FR	Snaps	Pct
Sep 11	at StL	W	0/0	RESERVE/PUP								
Sep 18	at Atl	L	0/0	RESERVE/PUP								
Sep 25	NYG	L	0/0	RESERVE/PUP								
Oct 2	SF	L	0/0	RESERVE/PUP								
Oct 9	at Buf	L	0/0	RESERVE/PUP								
Oct 16	at Was	W	0/0	RESERVE/PUP								
Oct 30	Dal	W	0/0	RESERVE/PUP								
Nov 7	Chi	L	1/0	3	1	0.0	0	0	0	0	N/A	N/A
Nov 13	Ari	L	1/0	0	0	0.0	0	0	0		N/A	N/A
Nov 20	at NYG	W	0/0	INACTIVE								
Nov 27	NE	L	0/0	INACTIVE								
Dec 1	at Sea	L	0/0	DID NOT PLAY								
Dec 11	at Mia	W	0/0	INACTIVE								
Dec 18	NYJ	W	1/0	1	1	0.0	0	0	0	0	N/A	N/A
Dec 24	at Dal	W	0/0	INACTIVE								
Jan 1	Was	W	0/0	DID NOT PLAY								
Totals			**3/0**	**4**	**2**	**0.0**	**0**	**0**	**0**	**0**	**N/A**	**N/A**

BRANDON GRAHAM DE | 55

GO BIRDS

2010 GAME-BY-GAME STATISTICS (PHI)												
Date	**Opp**		**GP/S**	**Tot**	**Solo**	**Sk**	**Int**	**PD**	**FF**	**FR**	**Snaps**	**Pct**
Sep 12	GB	L	1/1	1	1	0.0	0	0	0	0	N/A	N/A
Sep 19	at Det	W	1/1	2	1	1.0	0	0	0	0	N/A	N/A
Sep 26	at Jax	W	1/1	3	1	0.0	0	0	0	0	N/A	N/A
Oct 3	Was	W	1/1	3	3	0.0	0	0	0	0	N/A	N/A
Oct 10	at SF	L	1/0	3	2	1.0	0	0	1	0	N/A	N/A
Oct 17	Atl	W	1/0	1	1	0.0	0	0	0	0	N/A	N/A
Oct 24	at Ten	L	1/0	0	0	0.0	0	0	0	0	N/A	N/A
Nov 7	Ind	W	1/0	0	0	0.0	0	0	0	0	N/A	N/A
Nov 15	at Was	W	1/0	0	0	0.0	0	0	0	0	N/A	N/A
Nov 21	NYG	W	1/0	2	1	0.0	0	0	1	0	N/A	N/A
Nov 28	at Chi	L	1/1	2	2	1.0	0	0	0	0	N/A	N/A
Dec 2	Hou	W	1/1	1	0	0.0	0	0	0	0	N/A	N/A
Dec 12	at Dal	W	1/0	1	0	0.0	0	0	0	0	N/A	N/A
Dec 19	at NYG	W	0/0	RESERVE/INJURED								
Dec 28	Min	L	0/0	RESERVE/INJURED								
Jan 2	Dal	L	0/0	RESERVE/INJURED								
Totals			**13/6**	**19**	**12**	**3.0**	**0**	**0**	**2**	**0**	**N/A**	**N/A**
PLAYOFFS												
Jan 9	GB	L	0/0	RESERVE/INJURED								
Totals			**0/0**	**0**	**0**	**0.0**	**0**	**0**	**0**	**0**	**N/A**	**N/A**

JAVON HARGRAVE

DEFENSIVE TACKLE | 97

(pronounced JAY-von)

Height: 6-2 **Weight:** 305 **DOB:** Feb. 7, 1993 (Age 28)
NFL Experience: 6th Year *(2nd with Eagles)* **Draft:** D3-16 (89th overall) by PIT **Acquired:** FA-Pit-20
College: South Carolina State **Hometown (HS):** Salisbury, NC (North Roan)

CAREER STATISTICS

			TACKLES					PASS DEFENSE					FUMBLES			DEF SNAPS	
Year	**Team**	**GP/S**	**Total**	**Solo**	**Asst**	**TFL**	**Sacks**	**Int**	**Yds**	**Lg**	**TD**	**PD**	**FF**	**FR**	**Yds**	**No**	**Pct**
2016	Pittsburgh	15/13	27	18	9	5	2.0	0	0	--	0	0	0	1	0	492	47%
2017	Pittsburgh	16/12	32	21	11	4	2.0	0	0	--	0	1	1	0	0	455	46%
2018	Pittsburgh	16/14	49	32	17	6	6.5	0	0	--	0	1	0	0	0	455	44%
2019	Pittsburgh	16/13	60	35	25	7	4.0	0	0	--	0	0	1	0	0	680	63%
2020	Philadelphia	15/11	38	24	14	5	4.5	0	0	--	0	0	0	1	0	600	54%
Totals		**78/63**	**206**	**130**	**76**	**27**	**19.0**	**0**	**0**	**--**	**0**	**2**	**2**	**2**	**0**	**---**	**---**
PLAYOFFS																	
2016	Pittsburgh	3/3	8	4	4	3	1.0	0	0	--	0	0	0	0	0	153	77%
2017	Pittsburgh	1/1	1	1	0	0	0.0	0	0	--	0	0	0	0	0	23	38%
Totals		**4/4**	**9**	**5**	**4**	**3**	**1.0**	**0**	**0**	**--**	**0**	**0**	**0**	**0**	**0**	**---**	**---**

ADDITIONAL STATISTICS

Fumble Recovery TDs: 1 - 2016 (1)

CAREER HIGHS

Tackles	10	10/8/17 vs. Jax.
Sacks	2.0	2x, last: 12/13/20 vs. NO
INTs	--	---
PDs	1	2x, last: 11/18/18 at Jax.
FFs	1	2x, last: 11/10/19 vs. LAR
FRs	1	2x, last: 12/13/20 vs. NO

2020 SEASON - EAGLES

- Totaled 38 tackles (24 solo), 18 QB pressures and hits, 5 TFLs, 4.5 sacks and 1 FR in his debut season with the Eagles
- Produced a career-high-tying 2.0 sacks on Saints QB **Taysom Hill** as well as 1 FR in the 24-21 win vs. NO (12/13/20)

2019 SEASON - STEELERS

- Posted career highs in total tackles (60), TFLs (7) and defensive snaps (680, 63%) while adding 4.0 sacks
- Recorded a strip-sack of Rams QB **Jared Goff** that was recovered by Steelers S **Minkah Fitzpatrick** and returned 43 yards for a TD in the win vs. LAR (11/10/19)

2018 SEASON - STEELERS

- Registered the 3rd-most sacks on the Steelers' defense (career-high 6.5) along with 49 tackles (32 solo) and 6 TFLs
- Contributed to sacks in three consecutive games (11/18/18-12/2/18), including a career-high 2.0 sacks against Jaguars QB **Blake Bortles** in the 20-16 win at Jax. (11/18/18)

2017 SEASON - STEELERS

- Finished the regular season with 32 tackles (21 solo), 4 TFLs and 2.0 sacks ... Also added 1 solo tackle in the postseason during the AFC Divisional Round vs. Jax. (1/4/18)
- Tallied a career-high 10 tackles (4 solo) vs. Jax. (10/8/17)

2016 SEASON - STEELERS

- Produced 27 tackles (18 solo), 5 TFLs and 2.0 sacks during the regular season of his rookie campaign ... Also combined for 8 tackles (4 solo), 3 TFLs and 1.0 sack in three playoff contests
- Logged 5 tackles (2 solo) and sacked Patriots QB **Tom Brady** in the AFC Championship Game at NE (1/22/17)

JAVON HARGRAVE DT | 97

GO BIRDS

2020 GAME-BY-GAME STATISTICS (PHI)

Date	Opp		GP/S	Tot	Solo	Sk	Int	PD	FF	FR	Snaps	Pct
Sep 13	at Was	L	0/0	INACTIVE								
Sep 20	LAR	L	1/0	0	0	0.0	0	0	0	0	25	36%
Sep 27	Cin	T	1/0	0	0	0.0	0	0	0	0	32	44%
Oct 4	at SF	W	1/0	0	0	0.5	0	0	0	0	42	58%
Oct 11	at Pit	L	1/1	4	2	0.5	0	0	0	0	49	65%
Oct 18	Bal	L	1/0	0	0	0.0	0	0	0	0	42	58%
Oct 22	NYG	W	1/1	2	1	0.0	0	0	0	0	42	70%
Nov 1	Dal	W	1/1	3	2	0.0	0	0	0	0	48	61%
Nov 15	at NYG	L	1/1	3	2	0.5	0	0	0	0	35	49%
Nov 22	at Cle	L	1/1	7	4	0.0	0	0	0	0	49	73%
Nov 30	Sea	L	1/1	3	2	0.0	0	0	0	0	37	55%
Dec 6	at GB	L	1/1	2	1	1.0	0	0	0	0	29	48%
Dec 13	NO	W	1/1	4	2	2.0	0	0	0	1	42	67%
Dec 20	at Ari	L	1/1	2	2	0.0	0	0	0	0	39	57%
Dec 27	at Dal	L	1/1	5	4	0.0	0	0	0	0	51	73%
Jan 3	Was	L	1/1	3	2	0.0	0	0	0	0	38	60%
Totals			**15/11**	**38**	**24**	**4.5**	**0**	**0**	**0**	**1**	**600**	**54%**

2019 GAME-BY-GAME STATISTICS (PIT)

Date	Opp		GP/S	Tot	Solo	Sk	Int	PD	FF	FR	Snaps	Pct
Sep 8	at NE	L	1/1	0	0	0.0	0	0	0	0	26	37%
Sep 15	Sea	L	1/0	1	0	0.0	0	0	0	0	37	47%
Sep 22	at SF	L	1/1	6	6	0.0	0	0	0	0	46	58%
Sep 30	Cin	W	1/0	3	2	1.0	0	0	0	0	26	39%
Oct 6	Bal	L	1/1	2	2	1.0	0	0	0	0	39	49%
Oct 13	at LAC	W	1/0	2	1	0.0	0	0	0	0	39	63%
Oct 28	Mia	W	1/1	1	1	0.0	0	0	0	0	32	53%
Nov 3	Ind	W	1/1	4	3	0.0	0	0	0	0	51	73%
Nov 10	LAR	W	1/1	7	2	1.0	0	0	1	0	55	73%
Nov 14	at Cle	L	1/1	9	6	0.0	0	0	0	0	55	79%
Nov 24	at Cin	W	1/1	4	2	0.0	0	0	0	0	38	67%
Dec 1	Cle	W	1/1	6	3	1.0	0	0	0	0	46	70%
Dec 8	at Ari	W	1/1	2	1	0.0	0	0	0	0	42	72%
Dec 15	Buf	L	1/1	2	2	0.0	0	0	0	0	52	80%
Dec 22	at NYJ	L	1/1	6	1	0.0	0	0	0	0	45	74%
Dec 29	at Bal	L	1/1	5	3	0.0	0	0	0	0	51	75%
Totals			**16/13**	**60**	**35**	**4.0**	**0**	**0**	**1**	**0**	**680**	**63%**

2018 GAME-BY-GAME STATISTICS (PIT)

Date	Opp		GP/S	Tot	Solo	Sk	Int	PD	FF	FR	Snaps	Pct
Sep 9	at Cle	T	1/1	4	3	1.0	0	0	0	0	25	28%
Sep 16	KC	L	1/0	1	1	0.0	0	0	0	0	17	29%
Sep 24	at TB	W	1/1	2	2	0.0	0	0	0	0	23	32%
Sep 30	Bal	L	1/1	3	2	1.0	0	0	0	0	27	36%
Oct 7	Atl	W	1/1	1	0	0.0	0	0	0	0	17	24%
Oct 14	at Cin	W	1/1	5	2	1.0	0	0	0	0	21	34%
Oct 28	Cle	W	1/1	3	2	0.0	0	0	0	0	24	38%
Nov 4	at Bal	W	1/1	2	1	0.0	0	0	0	0	18	30%
Nov 8	Car	W	1/1	6	6	0.0	0	0	0	0	37	65%
Nov 18	at Jax	W	1/1	4	4	2.0	0	1	0	0	51	74%
Nov 25	at Den	L	1/1	4	1	0.5	0	0	0	0	46	81%
Dec 2	LAC	L	1/1	4	3	1.0	0	0	0	0	33	52%
Dec 9	at Oak	L	1/0	3	2	0.0	0	0	0	0	31	46%
Dec 16	NE	W	1/1	3	1	0.0	0	0	0	0	31	50%
Dec 23	at NO	L	1/1	0	0	0.0	0	0	0	0	30	46%
Dec 30	Cin	W	1/1	4	2	0.0	0	0	0	0	24	49%
Totals			**16/14**	**49**	**32**	**6.5**	**0**	**1**	**0**	**0**	**455**	**44%**

MULTI-SACK GAMES (2)

Date	Opponent	Sacks
12/13/20	vs. New Orleans Saints (W, 24-21)	2.0
11/18/18	at Jacksonville Jaguars (W, 20-16)	2.0

- Recovered a fumble by Browns QB **Josh McCown** (forced by Steelers LB **Ryan Shazier**) in the end zone for his first career TD in the 24-9 victory at Cle. (11/20/16)

COLLEGE HIGHLIGHTS

- Started each of his 47 career games played at South Carolina State (2012-15), totaling 200 tackles, 62 TFLs, 37.0 sacks, 5 FFs and 2 FRs ... Selected a two-time SBN Sports Mel Blount Defensive Player of the Year and Defensive Player of the Year in the Mid-Eastern Athletic Conference (2014-15)
- In 2015, ranked 5th in the FCS with 22 TFLs ... Led the MEAC and finished 3rd in the FCS with 16.0 sacks in 2014 ... Voted second-team All-MEAC for the 2013 season

BIRDSEED

- Majored in sports communication at South Carolina State
- Attended North Roan (NC) High School, lettering in football, basketball and track ... Garnered all-state and all-county honors in football and was named Defensive Player of the Year twice ... A member of his high school's 2011 basketball state title team and was named Player of the Year following his junior season
- Is the son of Yvette and Tim Bates

TRANSACTIONS

- **3/18/20** - Agreed to terms with PHI on 3-year contract ... **2016** - Drafted by PIT in 3rd round (89th overall)

JAVON HARGRAVE DT | 97

GO BIRDS

2017 GAME-BY-GAME STATISTICS (PIT)

Date	Opp		GP/S	Tot	Solo	Sk	Int	PD	FF	FR	Snaps	Pct
Sep 10	at Cle	W	1/1	3	3	1.0	0	0	0	0	25	38%
Sep 17	Min	W	1/0	0	0	0.0	0	0	0	0	23	35%
Sep 24	at Chi	L	1/1	2	2	1.0	0	0	0	0	38	59%
Oct 1	at Bal	W	1/1	1	0	0.0	0	0	0	0	29	42%
Oct 8	Jax	L	1/1	10	4	0.0	0	0	0	0	33	61%
Oct 15	at KC	W	1/1	0	0	0.0	0	0	0	0	21	39%
Oct 22	Cin	W	1/1	3	1	0.0	0	0	0	0	28	55%
Oct 29	at Det	W	1/1	2	2	0.0	0	0	0	0	39	55%
Nov 12	at Ind	W	1/1	0	0	0.0	0	1	0	0	28	48%
Nov 16	Ten	W	1/0	3	2	0.0	0	0	0	0	23	35%
Nov 26	GB	W	1/0	1	1	0.0	0	0	0	0	20	36%
Dec 4	at Cin	W	1/0	0	0	0.0	0	0	0	0	22	34%
Dec 10	Bal	W	1/1	4	4	0.0	0	0	1	0	39	61%
Dec 17	NE	L	1/1	1	1	0.0	0	0	0	0	39	66%
Dec 25	at Hou	W	1/1	1	0	0.0	0	0	0	0	18	33%
Dec 31	Cle	W	1/1	1	1	0.0	0	0	0	0	30	46%
Totals			**16/12**	**32**	**21**	**2.0**	**0**	**1**	**1**	**0**	**455**	**46%**
PLAYOFFS												
Jan 14	Jax	L	1/1	1	1	0.0	0	0	0	0	23	38%
Totals			**1/1**	**1**	**1**	**0.0**	**0**	**0**	**0**	**0**	**23**	**38%**

2016 GAME-BY-GAME STATISTICS (PIT)

Date	Opp		GP/S	Tot	Solo	Sk	Int	PD	FF	FR	Snaps	Pct
Sep 12	at Was	W	1/0	0	0	0.0	0	0	0	0	13	22%
Sep 18	Cin	W	1/1	1	1	0.0	0	0	0	0	11	15%
Sep 25	at Phi	L	1/1	1	1	0.0	0	0	0	0	13	20%
Oct 2	KC	W	1/1	2	0	0.0	0	0	0	0	26	35%
Oct 9	NYJ	W	1/0	2	2	0.0	0	0	0	0	32	55%
Oct 16	at Mia	L	1/1	3	1	0.0	0	0	0	0	48	69%
Oct 23	NE	L	1/1	1	1	0.0	0	0	0	0	44	77%
Nov 6	at Bal	L	1/1	1	0	0.0	0	0	0	0	27	39%
Nov 13	Dal	L	1/1	1	1	0.0	0	0	0	0	21	32%
Nov 20	at Cle	W	1/1	1	1	1.0	0	0	0	1	41	62%
Nov 24	at Ind	W	1/1	5	4	1.0	0	0	0	0	46	73%
Dec 4	NYG	W	1/1	2	2	0.0	0	0	0	0	12	20%
Dec 11	at Buf	W	0/0	INACTIVE								
Dec 18	at Cin	W	1/1	1	0	0.0	0	0	0	0	49	85%
Dec 25	Bal	W	1/1	4	2	0.0	0	0	0	0	63	84%
Jan 1	Cle	W	1/1	2	2	0.0	0	0	0	0	46	59%
Totals			**15/13**	**27**	**18**	**2.0**	**0**	**0**	**0**	**1**	**492**	**47%**
PLAYOFFS												
Jan 8	Mia	W	1/1	1	0	0.0	0	0	0	0	50	77%
Jan 15	at KC	W	1/1	2	2	0.0	0	0	0	0	51	86%
Jan 22	at NE	L	1/1	5	2	1.0	0	0	0	0	52	70%
Totals			**3/3**	**8**	**4**	**1.0**	**0**	**0**	**0**	**0**	**153**	**77%**



ANTHONY HARRIS

SAFETY | 28

Height: 6-1 **Weight:** 202 **DOB:** Oct. 9, 1991 (Age 29)
NFL Experience: 7th Year *(1st with Eagles)* **Draft:** UDFA-15 by MIN **Acquired:** FA-Min-21
College: Virginia **Hometown (HS):** Chesterfield, VA (Lloyd C. Bird)

CAREER STATISTICS

			TACKLES					PASS DEFENSE					FUMBLES			DEF SNAPS	
Year	**Team**	**GP/S**	**Total**	**Solo**	**Asst**	**TFL**	**Sacks**	**Int**	**Yds**	**Lg**	**TD**	**PD**	**FF**	**FR**	**Yds**	**No**	**Pct**
2015	Minnesota	4/2	15	12	3	0	0.0	0	0	--	0	2	0	0	0	147	14%
2016	Minnesota	16/3	35	24	11	0	0.0	0	0	--	0	1	0	1	0	234	23%
2017	Minnesota	16/3	12	11	1	0	0.0	0	0	--	0	1	1	2	0	197	20%
2018	Minnesota	15/9	42	31	11	0	0.0	3	33	33	0	6	0	0	0	623	60%
2019	Minnesota	14/14	60	35	25	1	0.0	6	42	20t	1	11	0	1	0	909	83%
2020	Minnesota	16/16	104	58	46	2	0.0	0	0	--	0	7	0	0	0	1,074	100%
Totals		**81/47**	**268**	**171**	**97**	**3**	**0.0**	**9**	**75**	**33**	**1**	**28**	**1**	**4**	**0**	**---**	**---**
PLAYOFFS																	
2015	Minnesota	1/0	0	0	0	0	0.0	0	0	--	0	0	0	0	0	0	0%
2017	Minnesota	2/0	9	7	2	0	0.0	0	0	--	0	0	0	0	0	57	43%
2019	Minnesota	2/2	9	5	4	0	0.0	1	30	30	0	1	0	0	0	127	100%
Totals		**5/2**	**18**	**12**	**6**	**0**	**0.0**	**1**	**30**	**30**	**0**	**1**	**0**	**0**	**0**	**---**	**---**

ADDITIONAL STATISTICS

Special Teams Tackles: 23 - 2018 (6), 2017 (8), 2016 (9) **Postseason Special Teams Tackles:** 3 - 2017 (3)

CAREER HIGHS

Tackles	15	12/18/16 vs. Ind.
Sacks	--	---
INTs	2	2x, last: 9/8/19 vs. Atl.
PDs	3	11/18/18 at Chi.
FFs	1	11/19/17 vs. LAR
FRs	1	4x, last: 9/8/19 vs. Atl.

Nickname: Ant or Catman (owns two cats) ... **Hobbies:** Fishing and attending concerts/sporting events ... **First job:** "I was hired as a bouncer in college and was promoted to barback and then bartender." ... **Desired talent:** Learn how to play an instrument (piano or guitar) or work on a table as a DJ ... **NFL player he learned the most from:** Terrance Newman ... **Career if he wasn't playing football:** "I've always said I would be in mentoring, helping people through life and figuring out their direction, whether that's as a motivational speaker, psychologist or counselor."

CAREER HIGHLIGHTS

- Named to the PFWA **All-NFC** Team after tying **Stephon Gilmore** and **Tre'Davious White** for the league lead with a career-high 6 INTs during the 2019 season ... Became the fourth player in Vikings history to own a share of the most INTs in the NFL

2020 SEASON - VIKINGS

- Appeared in all 1,074 defensive snaps for the Vikings and produced a career-high 104 tackles (58 solo) along with 7 PDs ... Ranked 3rd on the team and 8th among NFL DBs in tackles, behind **Budda Baker** (118) and **John Johnson** (105) in the NFC
- Recorded a season-high 11 tackles vs. Car. (11/29/20) ... Marked the 2nd-highest single-game total of his career

2019 SEASON - VIKINGS

- Earned PFWA **All-NFC** honors after tying for the NFL lead with a career-high 6 INTs (also **Stephon Gilmore** and **Tre'Davious White**) ... Became the fourth player in Vikings history to own a share of the league's INTs crown for a season ... Also tallied 60 tackles (35 solo), a career-high 11 PDs, 1 FR and 1 TD
- Intercepted Saints QB **Drew Brees** in the Wild Card victory at NO (1/5/20) ... Including playoffs, became the only player to have at least 7 INTs during the 2019 season ... His 30-yard return tied for the 4th-longest INT return in Vikings postseason history
- Picked off Packers QB **Aaron Rodgers** vs. GB (12/23/19)
- Logged an INT off Chargers QB **Philip Rivers** in the win at LAC (12/15/19) ... Added 4 tackles (2 solo), including 1 TFL
- Scored his first career TD by intercepting a batted pass by Seahawks QB **Russell Wilson** and returning it 20 yards for a second-quarter score at Sea. (12/2/19)

ANTHONY HARRIS S | 28

GO BIRDS

2020 GAME-BY-GAME STATISTICS (MIN)

Date	Opp		GP/S	Tot	Solo	Sk	Int	PD	FF	FR	Snaps	Pct
Sep 13	GB	L	1/1	8	5	0.0	0	0	0	0	78	100%
Sep 20	at Ind	L	1/1	6	3	0.0	0	0	0	0	73	100%
Sep 27	Ten	L	1/1	8	6	0.0	0	1	0	0	75	100%
Oct 4	at Hou	W	1/1	5	3	0.0	0	0	0	0	65	100%
Oct 11	at Sea	L	1/1	4	3	0.0	0	0	0	0	54	100%
Oct 18	Atl	L	1/1	8	5	0.0	0	1	0	0	80	100%
Nov 1	at GB	W	1/1	6	5	0.0	0	1	0	0	74	100%
Nov 8	Det	W	1/1	5	3	0.0	0	0	0	0	75	100%
Nov 16	at Chi	W	1/1	5	4	0.0	0	1	0	0	50	100%
Nov 22	Dal	L	1/1	7	3	0.0	0	0	0	0	66	100%
Nov 29	Car	W	1/1	11	2	0.0	0	0	0	0	65	100%
Dec 6	Jax	W	1/1	5	2	0.0	0	1	0	0	71	100%
Dec 13	at TB	L	1/1	3	2	0.0	0	0	0	0	51	100%
Dec 20	Chi	L	1/1	7	4	0.0	0	0	0	0	64	100%
Dec 25	at NO	L	1/1	8	1	0.0	0	0	0	0	75	100%
Jan 3	at Det	W	1/1	8	7	0.0	0	2	0	0	58	100%
Totals			**16/16**	**104**	**58**	**0.0**	**0**	**7**	**0**	**0**	**1,074**	**100%**

- Grabbed an INT against QB **Dwayne Haskins** vs. Was. (10/24/19)
- Earned **NFC Defensive Player of the Week** recognition after recording a career-high-tying 2 INTs against Falcons QB **Matt Ryan** and adding 1 FR with 5 tackles (3 solo) in the season-opening victory vs. Atl. (9/8/19) ... Became the 15th player in Vikings history to produce 3 takeaways in a single game

2018 SEASON - VIKINGS

- Took over a starting role (nine starts) and totaled 42 tackles (31 solo), 6 PDs and 3 INTs ... Added 6 special teams tackles
- Posted his first career multi-INT game (career-high 2 INTs and 3 PDs) against Bears QB **Mitchell Trubisky** at Chi. (11/18/18)
- Picked off Cardinals QB **Josh Rosen** and had 2 PDs in the win vs. Ari. (10/14/18) ... Also notched 3 special teams tackles

2017 SEASON - VIKINGS

- Finished the year with 12 tackles (11 solo), 1 PD and 1 FF while adding 8 special teams tackles ... Contributed to the NFL's No. 1-ranked defense in the regular season
- Led the Vikings with 7 tackles (6 solo), 1 PD, 1 FF and 1 FR in the win vs. LAR (11/19/17) ... Had a game-changing FF against Rams WR **Cooper Kupp** which he recovered at the 1-yard line
- Posted 3 solo tackles and 1 FR int the win at Cle. (10/29/17)

2016 SEASON - VIKINGS

- Produced 35 tackles (24 solo), 1 PD and 1 FR ... Also totaled a career-high 9 special teams tackles
- Logged 8 tackles (5 solo) and 1 FR in the win vs. Chi. (1/1/17)
- Registered a team-leading, career-high 15 tackles (9 solo) and tallied 1 PD vs. Ind. (12/18/16)

2015 SEASON - VIKINGS

- Recorded 15 tackles (12 solo) and 2 PDs over the last final four games (two starts) of the season ... Joined QB **Taylor Heinicke** as the only Vikings UDFAs to make the 53-man roster

2019 GAME-BY-GAME STATISTICS (MIN)

Date	Opp		GP/S	Tot	Solo	Sk	Int	PD	FF	FR	Snaps	Pct
Sep 8	Atl	W	1/1	5	3	0.0	2	2	0	1	74	100%
Sep 15	at GB	L	1/1	7	5	0.0	0	0	0	0	71	100%
Sep 22	Oak	W	1/1	2	2	0.0	0	0	0	0	51	86%
Sep 29	at Chi	L	1/1	4	3	0.0	0	0	0	0	55	79%
Oct 6	at NYG	W	1/1	4	1	0.0	0	1	0	0	68	100%
Oct 13	Phi	W	1/1	6	4	0.0	0	1	0	0	63	98%
Oct 20	at Det	W	1/1	7	5	0.0	0	1	0	0	75	100%
Oct 24	Was	W	1/1	2	0	0.0	1	1	0	0	43	100%
Nov 3	at KC	L	1/1	5	3	0.0	0	0	0	0	59	100%
Nov 10	at Dal	W	1/1	3	3	0.0	0	1	0	0	71	100%
Nov 17	Den	W	0/0	INACTIVE								
Dec 2	at Sea	L	1/1	7	2	0.0	1	1	0	0	75	100%
Dec 8	Det	W	1/1	1	1	0.0	0	0	0	0	65	92%
Dec 15	at LAC	W	1/1	4	2	0.0	1	1	0	0	62	100%
Dec 23	GB	L	1/1	3	1	0.0	1	2	0	0	77	100%
Dec 29	Chi	L	0/0	INACTIVE								
Totals			**14/14**	**60**	**35**	**0.0**	**6**	**11**	**0**	**1**	**909**	**83%**
PLAYOFFS												
Jan 5	at NO	W	1/1	3	1	0.0	1	1	0	0	56	100%
Jan 11	at SF	L	1/1	6	4	0.0	0	0	0	0	71	100%
Totals			**2/2**	**9**	**5**	**0.0**	**1**	**1**	**0**	**0**	**127**	**100%**

ANTHONY HARRIS S | 28

GO BIRDS

2018 GAME-BY-GAME STATISTICS (MIN)

Date	Opp		GP/S	Tot	Solo	Sk	Int	PD	FF	FR	Snaps	Pct
Sep 9	SF	W	1/0	0	0	0.0	0	0	0	0	0	0%
Sep 16	at GB	T	1/0	0	0	0.0	0	0	0	0	0	0%
Sep 23	Buf	L	1/0	0	0	0.0	0	0	0	0	0	0%
Sep 27	at LAR	L	0/0	INACTIVE								
Oct 7	at Phi	W	1/0	0	0	0.0	0	0	0	0	0	0%
Oct 14	Ari	W	1/0	0	0	0.0	1	2	0	0	15	26%
Oct 21	at NYJ	W	1/0	1	0	0.0	0	0	0	0	26	37%
Oct 28	NO	L	1/1	2	1	0.0	0	0	0	0	49	93%
Nov 4	Det	W	1/1	5	3	0.0	0	0	0	0	70	100%
Nov 18	at Chi	L	1/1	4	3	0.0	2	3	0	0	74	100%
Nov 25	GB	W	1/1	2	1	0.0	0	0	0	0	53	100%
Dec 2	at NE	L	1/1	7	5	0.0	0	1	0	0	74	100%
Dec 10	at Sea	L	1/1	8	6	0.0	0	0	0	0	66	100%
Dec 16	Mia	W	1/1	3	2	0.0	0	0	0	0	53	100%
Dec 23	at Det	W	1/1	5	5	0.0	0	0	0	0	75	100%
Dec 30	Chi	L	1/1	5	5	0.0	0	0	0	0	68	100%
Totals			**15/9**	**42**	**31**	**0.0**	**3**	**6**	**0**	**0**	**623**	**60%**

2017 GAME-BY-GAME STATISTICS (MIN)

Date	Opp		GP/S	Tot	Solo	Sk	Int	PD	FF	FR	Snaps	Pct
Sep 11	NO	W	1/0	0	0	0.0	0	0	0	0	0	0%
Sep 17	at Pit	L	1/0	0	0	0.0	0	0	0	0	0	0%
Sep 24	TB	W	1/0	0	0	0.0	0	0	0	0	0	0%
Oct 1	Det	L	1/0	0	0	0.0	0	0	0	0	0	0%
Oct 9	at Chi	W	1/0	0	0	0.0	0	0	0	0	1	2%
Oct 15	GB	W	1/1	2	2	0.0	0	0	0	0	66	100%
Oct 22	Bal	W	1/0	0	0	0.0	0	0	0	0	0	0%
Oct 29	at Cle	W	1/1	3	3	0.0	0	0	0	1	57	97%
Nov 12	at Was	W	1/0	0	0	0.0	0	0	0	0	0	0%
Nov 19	LAR	W	1/1	7	6	0.0	0	1	1	1	59	100%
Nov 23	at Det	W	1/0	0	0	0.0	0	0	0	0	0	0%
Dec 3	at Atl	W	1/0	0	0	0.0	0	0	0	0	0	0%
Dec 10	at Car	L	1/0	0	0	0.0	0	0	0	0	0	0%
Dec 17	Cin	W	1/0	0	0	0.0	0	0	0	0	14	27%
Dec 23	at GB	W	1/0	0	0	0.0	0	0	0	0	0	0%
Dec 31	Chi	W	1/0	0	0	0.0	0	0	0	0	0	0%
Totals			**16/3**	**12**	**11**	**0.0**	**0**	**1**	**1**	**2**	**197**	**20%**
PLAYOFFS												
Jan 14	NO	W	1/0	3	2	0.0	0	0	0	0	24	35%
Jan 21	at Phi	L	1/0	6	5	0.0	0	0	0	0	33	51%
Totals			**2/0**	**9**	**7**	**0.0**	**0**	**0**	**0**	**0**	**57**	**43%**

COLLEGE HIGHLIGHTS

- Appeared in 49 career games (35 starts) at Virginia and finished with 289 tackles, 11 INTs, 2.0 sacks and 2 FFs ... Ended his career ranked 10th in school history with 11 INTs
- Started all 12 games as a senior and posted a career-high 108 tackles en route to All-ACC recognition
- As a junior, named first-team All-ACC and second-team Walter Camp All-America after registering a career-high 8 INTs ... His 8 INTs were the most by a Cavalier since **Ronde Barber** in 1994 ... Set a school record with an INT in five consecutive games

BIRDSEED

- Earned a bachelor's degree in sociology from Virginia
- Owns a Cryotherapy business, CryoRVA, in the Richmond area
- A standout at QB, WR and DB at Lloyd C. Bird (VA) High School, where he earned all-state honors as a junior and senior at DB ... Notched more than 1,000 passing yards and 800 rushing yards as a junior QB ... Also started on the basketball team
- His grandfather is an Army veteran

TRANSACTIONS

- **3/20/21** - Agreed to terms with PHI on 1-year contract ... **5/18/20** - Signed by MIN to franchise tender ... **3/8/18** - Re-signed by MIN ... **12/10/15** - Signed by MIN to active roster from practice squad ... **9/6/15** - Signed by MIN to practice squad ... **9/5/15** - Waived by MIN ... **2015** - Signed by MIN as UDFA

ANTHONY HARRIS S | 28

GO BIRDS

2016 GAME-BY-GAME STATISTICS (MIN)

Date	Opp		GP/S	Tot	Solo	Sk	Int	PD	FF	FR	Snaps	Pct
Sep 11	at Ten	W	1/0	0	0	0.0	0	0	0	0	1	2%
Sep 18	GB	W	1/0	0	0	0.0	0	0	0	0	0	0%
Sep 25	at Car	W	1/0	0	0	0.0	0	0	0	0	0	0%
Oct 3	NYG	W	1/0	0	0	0.0	0	0	0	0	0	0%
Oct 9	Hou	W	1/0	0	0	0.0	0	0	0	0	0	0%
Oct 23	at Phi	L	1/0	0	0	0.0	0	0	0	0	0	0%
Oct 31	at Chi	L	1/0	4	2	0.0	0	0	0	0	48	79%
Nov 6	Det	L	1/0	1	1	0.0	0	0	0	0	6	9%
Nov 13	at Was	L	1/0	0	0	0.0	0	0	0	0	0	0%
Nov 20	Ari	W	1/0	0	0	0.0	0	0	0	0	0	0%
Nov 24	at Det	L	1/0	0	0	0.0	0	0	0	0	0	0%
Dec 1	Dal	L	1/0	0	0	0.0	0	0	0	0	1	2%
Dec 11	at Jax	W	1/1	7	0	0.0	0	0	0	0	66	100%
Dec 18	Ind	L	1/1	15	9	0.0	0	1	0	0	70	100%
Dec 24	at GB	L	1/0	0	0	0.0	0	0	0	0	0	0%
Jan 1	Chi	W	1/1	8	5	0.0	0	0	0	1	42	70%
Totals			**16/3**	**35**	**24**	**0.0**	**0**	**1**	**0**	**1**	**234**	**23%**

2015 GAME-BY-GAME STATISTICS (MIN)

Date	Opp		GP/S	Tot	Solo	Sk	Int	PD	FF	FR	Snaps	Pct
Sep 14	at SF	L	---	VIKINGS PRACTICE SQUAD								
Sep 20	Det	W	---	VIKINGS PRACTICE SQUAD								
Sep 27	SD	W	---	VIKINGS PRACTICE SQUAD								
Oct 4	at Den	L	---	VIKINGS PRACTICE SQUAD								
Oct 18	KC	W	---	VIKINGS PRACTICE SQUAD								
Oct 25	at Det	W	---	VIKINGS PRACTICE SQUAD								
Nov 1	at Chi	W	---	VIKINGS PRACTICE SQUAD								
Nov 8	StL	W	---	VIKINGS PRACTICE SQUAD								
Nov 15	at Oak	W	---	VIKINGS PRACTICE SQUAD								
Nov 22	GB	L	---	VIKINGS PRACTICE SQUAD								
Nov 29	at Atl	W	---	VIKINGS PRACTICE SQUAD								
Dec 6	Sea	L	---	VIKINGS PRACTICE SQUAD								
Dec 10	at Ari	L	1/1	8	7	0.0	0	1	0	0	67	100%
Dec 20	Chi	W	1/1	5	4	0.0	0	1	0	0	63	98%
Dec 27	NYG	W	1/0	2	1	0.0	0	0	0	0	17	27%
Jan 3	at GB	W	1/0	0	0	0.0	0	0	0	0	0	0%
Totals			**4/2**	**15**	**12**	**0.0**	**0**	**2**	**0**	**0**	**147**	**14%**
PLAYOFFS												
Jan 10	Sea	L	1/0	0	0	0.0	0	0	0	0	0	0%
Totals			**1/0**	**0**	**0**	**0.0**	**0**	**0**	**0**	**0**	**0**	**0%**

NATE HERBIG

CENTER/GUARD | 67

Height: 6-4 **Weight:** 334 **DOB:** July 10, 1998 (Age 23)
NFL Experience: 3rd Year *(3rd with Eagles)* **Draft:** UDFA-19 by PHI
College: Stanford **Hometown (HS):** Honolulu, HI (Saint Louis School)

CAREER STATISTICS

			STARTS			OFF SNAPS	
Year	**Team**	**GP/S**	**LG**	**C**	**RG**	**No**	**Pct**
2019	Philadelphia	2/0	0	0	0	3	1%
2020	Philadelphia	15/12	5	0	7	891	79%
Totals		**17/12**	**5**	**0**	**7**	**---**	**---**
PLAYOFFS							
2019	Philadelphia	1/0	0	0	0	0	0%
Totals		**1/0**	**0**	**0**	**0**	**---**	**---**

CAREER HIGHLIGHTS

- Played in 15 games in 2020, including starts at LG (five) and RG (seven) ... Appeared in the 2nd-most snaps (891, 79%) among Eagles OL, trailing only **Jason Kelce** (1,124, 99%) ... Allowed only 2 sacks ... Blocked for a unit that ranked 3rd in rushing average (5.0) and 9th in rushing yards per game (126.7) ... Made his first career start at RG in the season opener at Was. (9/13/20)

COLLEGE HIGHLIGHTS

- Played collegiately at Stanford, where he received second-team All-Pac-12 honors and was named preseason first-team All-America by the *Associated Press* as a junior in 2018 ... Played in seven games (all starts), opening six contests at RG and one at RT, and was named to the Outland Trophy watch list
- Appeared in 13 games as a sophomore in 2017 and was voted a first-team All-Pac-12 selection ... In 2016, became the first true freshman to start on the Cardinal's OL since 2012 and just the second true freshman to do so since 2000

BIRDSEED

- Attended the Saint Louis School in Honolulu, HI, where he was named first-team all-state and all-conference ... Helped lead the Crusaders to a pair of conference championships
- Originally born in Lihue, HI ... Moved from Kauai to Oahu during his high school years ... Is the son of Bruce and Robyn Herbig and has two brothers, Jake and Nick (plays OLB at Wisconsin)

TRANSACTIONS

- **2019** - Signed by PHI as UDFA

First job: Selling lemonade in his front yard ... **Surprisingly good at:** Floating in water ... **Bucket list:** Travel to Italy ... **Moment left starstruck:** Meeting Jason Peters ... **Favorite meal:** "My mom's fried chicken."



JOHN HIGHTOWER

WIDE RECEIVER | 82

Height: 6-2 **Weight:** 190 **DOB:** May 31, 1996 (Age 25)
NFL Experience: 2nd Year *(2nd with Eagles)* **Draft:** D5-20 (168th overall) by PHI
College: Boise State **Hometown (HS):** Upper Marlboro, MD (Riverdale Baptist)

CAREER STATISTICS

			RECEIVING					OFF SNAPS	
Year	**Team**	**GP/S**	**Rec**	**Yds**	**Avg**	**Lg**	**TD**	**No**	**Pct**
2020	Philadelphia	13/4	10	167	16.7	59	0	346	31%
Totals		**13/4**	**10**	**167**	**16.7**	**59**	**0**	**---**	**---**

ADDITIONAL STATISTICS

Rushing: 1-1 - 2020 (1-1)

CAREER HIGHS

Receptions	2	3x, last: 10/11/20 at Pit.
Receiving Yards	59	10/22/20 vs. NYG
Receiving Long	59	10/22/20 vs. NYG
Receiving TDs	--	---

Nicknames: J-Fo ... **Hobbies:** Play *Call of Duty: Warzone*, basketball and bowling ... **First job:** Washing cars ... **Bucket list:** "I want to go to Monaco and get on a yacht." ... **Biggest influence in his life:** His mother and grandmother ... **Favorite TV show:** *Prison Break* ... **Favorite meal:** Cheeseburger and fries

2020 GAME-BY-GAME STATISTICS (PHI)

				RECEIVING					SNAPS	
Date	**Opp**		**GP/S**	**Rec**	**Yds**	**Avg**	**Lg**	**TD**	**No**	**Pct**
Sep 13	at Was	L	1/0	1	-2	-2.0	-2	0	27	40%
Sep 20	LAR	L	1/0	0	0	---	--	0	7	10%
Sep 27	Cin	T	1/1	2	19	9.5	11	0	78	86%
Oct 4	at SF	W	1/1	2	22	11.0	13	0	50	81%
Oct 11	at Pit	L	1/1	2	18	9.0	9	0	48	81%
Oct 18	Bal	L	1/1	1	50	50.0	50	0	43	60%
Oct 22	NYG	W	1/0	1	59	59.0	59	0	30	37%
Nov 1	Dal	W	1/0	0	0	---	--	0	10	16%
Nov 15	at NYG	L	1/0	0	0	---	--	0	3	4%
Nov 22	at Cle	L	1/0	0	0	---	--	0	1	1%
Nov 30	Sea	L	1/0	1	1	1.0	1	0	19	27%
Dec 6	at GB	L	1/0	0	0	---	--	0	18	29%
Dec 13	NO	W	0/0	INACTIVE						
Dec 20	at Ari	L	0/0	INACTIVE						
Dec 27	at Dal	L	0/0	INACTIVE						
Jan 3	Was	L	1/0	0	0	---	--	0	12	18%
Totals			**13/4**	**10**	**167**	**16.7**	**59**	**0**	**346**	**31%**

2020 SEASON - EAGLES

- Caught 10 passes for 167 yards (16.7 avg.) as a rookie
- Recorded 50+ yard receptions in back-to-back games in Weeks 6-7 (50 yards on 10/18/20 vs. Baltimore; 59 yards on 10/22/20 vs. N.Y. Giants) ... According to Elias Sports, became the first Eagles rookie to register 50+ yard catches in consecutive games since **Mel Bleeker** in 1944 ... His two 50+ yard receptions were the most by an Eagles rookie since **Jeremy Maclin** in 2009 (2)

COLLEGE HIGHLIGHTS

- Played at Boise State (2018-19) and Hinds (MS) Community College (2016-17) ... Combined for 1,956 yards and 21 TDs on 113 receptions (17.3 avg.) during his collegiate career
- In 2019, earned All-Mountain West honors as a WR and KR after producing a career-high 1,736 all-purpose yards ... Led the conference with an 18.5 receiving average (min. 50 receptions) and posted team highs in receiving yards (943) and TDs (8)

BIRDSEED

- Also ran track at Hinds Community College ... Earned 6th-place honors in the 400m hurdles at the NJCAA outdoor nationals
- Prepped at Riverdale Baptist (MD) High School, where he played on both sides of the ball in football and competed in track ... Was a USA Track and Field 400m hurdle champion

TRANSACTIONS

- **2020** - Drafted by PHI in 5th round (168th overall)

LAVERT HILL

CORNERBACK | 47

Height: 5-10 **Weight:** 190 **DOB:** Oct. 3, 1998 (Age 22)
NFL Experience: 1st Year *(1st with Eagles)* **Draft:** UDFA-20 by KC **Acquired:** FA-20
College: Michigan **Hometown (HS):** Detroit, MI (Martin Luther King)

COLLEGE HIGHLIGHTS

- Appeared in 48 career games (38 starts) at Michigan, finishing as one of four players in school history with multiple INT-TDs while ranking 6th on the Wolverines' all-time list with 29 PDs
- A three-time All-Big Ten selection (2017, '18, '19) who earned All-America honors from the *Associated Press* in 2018 ... Also a semifinalist for the 2018 Jim Thorpe Award (nation's top DB)

BIRDSEED

- Prepped at Martin Luther King (MI) High School, where he helped lead the team to a MHSAA Division 2 state championship during his senior year ... Participated in the 2016 U.S. Army All-American Game and was named the event's "Air Defender of the Year"
- His brother, Lano, plays safety for the Seahawks

TRANSACTIONS

- **1/4/21** - Signed by PHI to reserve/future contract ... **12/8/20** - Signed by PHI to practice squad ... **11/24/20** - Released by KC from practice squad ... **9/6/20** - Signed by KC to practice squad ... **9/5/20** - Waived by KC ... **2020** - Signed by KC as UDFA

Biggest influences: His brother, Panthers DB Lano Hill, and his former Michigan teammate, Cowboys CB Jourdan Lewis ... **Favorite TV show:** *Criminal Minds* ... **Favorite movie:** *Friday After Next* ... **Favorite music artist:** Meek Mill ... **Fvaorite athlete growing up:** Kobe Bryant ... **Favorite quote:** "Leave no doubt."



ELIJAH HOLYFIELD

RUNNING BACK | 33

Height: 5-10 **Weight:** 215 **DOB:** Nov. 30, 1997 (Age 23)
NFL Experience: 1st Year *(1st with Eagles)* **Draft:** UDFA-19 by CAR **Acquired:** PS-Car-19
College: Georgia **Hometown (HS):** College Park, GA (Woodward Academy)

CAREER STATISTICS

			RUSHING					RECEIVING						OFF SNAPS	
Year	**Team**	**GP/S**	**Att**	**Yds**	**Avg**	**Lg**	**TD**	**Rec**	**Yds**	**Avg**	**Lg**	**TD**	**TYS**	**No**	**Pct**
2020	Philadelphia	1/0	0	0	---	--	0	0	0	---	--	0	0	0	0%
Totals		**1/0**	**0**	**0**	**---**	**--**	**0**	**0**	**0**	**---**	**--**	**0**	**0**	**---**	**---**
PLAYOFFS															
2019	Philadelphia	0/0	0	0	---	--	0	0	0	---	--	0	0	0	0%
Totals		**0/0**	**0**	**0**	**---**	**--**	**0**	**0**	**0**	**---**	**--**	**0**	**0**	**---**	**---**

CAREER HIGHS

Rush Attempts	--	---
Rushing Yards	--	---
Rushing Long	--	---
Rushing TDs	--	---
Receptions	--	---
Receiving Yards	--	---
Receiving Long	--	---
Receiving TDs	--	---
Scrimmage Yards	--	---
Offensive TDs	--	---

2020 SEASON - EAGLES

- Elevated from the practice squad for Week 11 at Cleveland ... Appeared in 5 special teams snaps

2019 SEASON - EAGLES

- Signed to Philadelphia's active roster during the first week of the postseason (inactive in the Wild Card round vs. Seattle)

COLLEGE HIGHLIGHTS

- Played collegiately at Georgia, where he was a team captain ... As a junior in 2018, rushed 159 times for 1,018 yards (6.4 avg.) and 7 TDs ... Joined fellow teammate **De'Andre Swift** (1,049) as two of eight SEC players to record at least 1,000+ rushing yards
- Saw action in 13 contests as a sophomore in 2017 ... Finished as the team's 4th-leading rusher with 293 yards and 2 TDs on 50 carries (5.9 avg.) ... Started in Georgia's 28-7 victory against Auburn in the SEC Championship game

BIRDSEED

- Majored in communications at Georgia ... Prepped at Woodward Academy (GA), where he amassed 1,735 yards and 25 TDs in 14 games as a junior ... Is the son of former cruiserweight and heavyweight champion boxer Evander Holyfield

TRANSACTIONS

- **1/4/21** - Signed by PHI to reserve/future contract ... **11/21/20** - Elevated by PHI from practice squad for Week 11 at Cleveland ... **9/6/20** - Signed by PHI to practice squad ... **9/3/20** - Waived by PHI ... **12/31/19** - Signed by PHI to active roster from CAR practice squad ... **9/2/19** - Signed by CAR to practice squad ... **9/1/19** - Waived by CAR ... **2019** - Signed by CAR as UDFA

Bucket list: Deep sea diving and scuba diving (once swam with sharks in the Bahamas) ... **Famous relatives:** Father is Evander Holyfield; brother, Eleazar, is a professional boxer ... **Career if he wasn't playing football:** TV talk show host ... **If he could witness any moment in history:** The Roman gladiator era ... **Jersey number significance:** Any number he wears has to have a '3' in it ... **Favorite TV shows:** *House of Cards* and *Breaking Bad* ... **Favorite movie:** *300* ... **Favorite music artist:** Future

ELIJAH HOLYFIELD RB | 33

GO BIRDS

2020 GAME-BY-GAME STATISTICS (PHILADELPHIA)

				RUSHING					RECEIVING						SNAPS	
Date	**Opp**		**GP/S**	**Att**	**Yds**	**Avg**	**Lg**	**TD**	**Rec**	**Yds**	**Avg**	**Lg**	**TD**	**TYS**	**No**	**Pct**
Sep 13	at Was	L	---	EAGLES PRACTICE SQUAD												
Sep 20	LAR	L	---	EAGLES PRACTICE SQUAD												
Sep 27	Cin	T	---	EAGLES PRACTICE SQUAD												
Oct 4	at SF	W	---	EAGLES PRACTICE SQUAD												
Oct 11	at Pit	L	---	EAGLES PRACTICE SQUAD												
Oct 18	Bal	L	---	EAGLES PRACTICE SQUAD												
Oct 22	NYG	W	---	EAGLES PRACTICE SQUAD												
Nov 1	Dal	W	---	EAGLES PRACTICE SQUAD												
Nov 15	at NYG	L	---	EAGLES PRACTICE SQUAD												
Nov 22	at Cle	L	1/0	0	0	---	--	0	0	0	---	--	0	0	0	0%
Nov 30	Sea	L	---	EAGLES PRACTICE SQUAD												
Dec 6	at GB	L	---	EAGLES PRACTICE SQUAD												
Dec 13	NO	W	---	EAGLES PRACTICE SQUAD												
Dec 20	at Ari	L	---	EAGLES PRACTICE SQUAD												
Dec 27	at Dal	L	---	EAGLES PRACTICE SQUAD												
Jan 3	Was	L	---	EAGLES PRACTICE SQUAD												
Totals			**1/0**	**0**	**0**	**---**	**--**	**0**	**0**	**0**	**---**	**--**	**0**	**0**	**0**	**0%**

2019 GAME-BY-GAME STATISTICS (CAROLINA & PHILADELPHIA)

				RUSHING					RECEIVING						SNAPS	
Date	**Opp**		**GP/S**	**Att**	**Yds**	**Avg**	**Lg**	**TD**	**Rec**	**Yds**	**Avg**	**Lg**	**TD**	**TYS**	**No**	**Pct**
Sep 8	LAR	L	---	PANTHERS PRACTICE SQUAD												
Sep 12	TB	L	---	PANTHERS PRACTICE SQUAD												
Sep 22	at Ari	W	---	PANTHERS PRACTICE SQUAD												
Sep 29	at Hou	W	---	PANTHERS PRACTICE SQUAD												
Oct 6	Jax	W	---	PANTHERS PRACTICE SQUAD												
Oct 13	at TB	W	---	PANTHERS PRACTICE SQUAD												
Oct 27	at SF	L	---	PANTHERS PRACTICE SQUAD												
Nov 3	Ten	W	---	PANTHERS PRACTICE SQUAD												
Nov 10	at GB	L	---	PANTHERS PRACTICE SQUAD												
Nov 17	Atl	L	---	PANTHERS PRACTICE SQUAD												
Nov 24	at NO	L	---	PANTHERS PRACTICE SQUAD												
Dec 1	Was	L	---	PANTHERS PRACTICE SQUAD												
Dec 8	at Atl	L	---	PANTHERS PRACTICE SQUAD												
Dec 15	Sea	L	---	PANTHERS PRACTICE SQUAD												
Dec 22	at Ind	L	---	PANTHERS PRACTICE SQUAD												
Dec 29	NO	L	---	PANTHERS PRACTICE SQUAD												
Totals			**0/0**	**0**	**0**	**---**	**--**	**0**	**0**	**0**	**---**	**--**	**0**	**0**	**0**	**0%**
PLAYOFFS																
SIGNED BY EAGLES TO ACTIVE ROSTER FROM PANTHERS PRACTICE SQUAD (12/31/19)																
Jan 5	Sea	L	0/0	INACTIVE												
Totals			**0/0**	**0**	**0**	**---**	**--**	**0**	**0**	**0**	**---**	**--**	**0**	**0**	**0**	**0%**

JORDAN HOWARD

RUNNING BACK | 24

Height: 6-0 **Weight:** 224 **DOB:** Nov. 2, 1994 (Age 26)
NFL Experience: 6th Year *(3rd with Eagles)* **Draft:** D5-16 (150th overall) by CHI **Acquired:** FA-20
College: Indiana **Hometown (HS):** Gardendale, AL (Gardendale)

Pro Bowl: 2017 **All-Rookie:** 2016

CAREER STATISTICS

			RUSHING					RECEIVING						OFF SNAPS	
Year	**Team**	**GP/S**	**Att**	**Yds**	**Avg**	**Lg**	**TD**	**Rec**	**Yds**	**Avg**	**Lg**	**TD**	**TYS**	**No**	**Pct**
2016	Chicago	15/13	252	1,313	5.2	69	6	29	298	10.3	34	1	1,611	654	65%
2017	Chicago	16/16	276	1,122	4.1	53	9	23	125	5.4	12	0	1,247	576	58%
2018	Chicago	16/15	250	935	3.7	42	9	20	145	7.3	18	0	1,080	624	58%
2019	Philadelphia	10/4	119	525	4.4	20	6	10	69	6.9	20t	1	594	283	24%
2020	Miami	5/3	28	33	1.2	8	4	1	-3	-3.0	-3	0	30	50	5%
	Philadelphia	2/1	7	27	3.9	11	0	0	0	---	--	0	27	18	2%
	Totals	*7/4*	*35*	*60*	*1.7*	*11*	*4*	*1*	*-3*	*-3.0*	*-3*	*0*	*57*	---	---
Totals		**64/52**	**932**	**3,955**	**4.2**	**69**	**34**	**83**	**634**	**7.6**	**34**	**2**	**4,589**	**---**	**---**
PLAYOFFS															
2018	Chicago	1/1	10	35	3.5	12	0	0	0	---	--	0	35	22	34%
2019	Philadelphia	0/0	0	0	---	--	0	0	0	---	--	0	0	0	0%
Totals		**1/1**	**10**	**35**	**3.5**	**12**	**0**	**0**	**0**	**---**	**--**	**0**	**35**	**---**	**---**

ADDITIONAL STATISTICS

Fumbles/Lost: 6/3 - 2020 (1/0), 2018 (2/1), 2017 (1/1), 2016 (2/1)

CAREER HIGHS

Rush Attempts	36	10/15/17 at Bal.
Rushing Yards	167	10/15/17 at Bal.
Rushing Long	69	10/31/16 vs. Min.
Rushing TDs	3	12/4/16 vs. SF
Receptions	5	2x, last: 9/9/18 at GB
Receiving Yards	49	10/31/16 vs. Min.
Receiving Long	34	10/31/16 vs. Min.
Receiving TDs	1	2x, last: 9/26/19 at GB
Scrimmage Yards	202	10/31/16 vs. Min.
Offensive TDs	3	2x, last: 9/26/19 at GB

CAREER HIGHLIGHTS

- In 2017, became the first Bear to rush for 1,000+ yards in each of his first two seasons ... Also became the fastest Bear to reach 2,000+ career rushing yards (24 games), doing so in fewer games than **Walter Payton** (26) and **Gale Sayers** (28)
- Earned his first career **Pro Bowl** nod and was named to the PFWA **All-Rookie Team** in 2016 ... Became the first Bears rookie RB to be voted to the Pro Bowl since **Gale Sayers** in 1965
- Finished the 2016 season with the 2nd-most rushing yards (career-high 1,313) in the NFL, trailing only **Ezekiel Elliott** (1,631) ... Marked the first time since the 1970 merger that two rookies finished in the Top 2 in the NFL in rushing yards

2020 SEASON - DOLPHINS & EAGLES

- Saw action in seven contests between Miami and Philadelphia ... Rushed for 60 yards and 4 TDs and posted 1 reception ... Marked his fifth consecutive season with at least 4 rushing TDs

2019 SEASON - EAGLES

- Produced 525 yards and 6 TDs on 119 rush attempts (4.4 avg.) while adding 10 receptions for 69 yards and 1 TD
- Contributed a team-leading 96 rushing yards, including a 3-yard TD in the fourth quarter, on 23 carries (4.2 avg.) in the win at Buf. (10/27/19) ... Howard and **Miles Sanders** became the first Eagles RB duo to each rush for 70+ yards and 1 TD in a road game since **Leroy Keyes** and **Tom Woodeshick** on 11/9/69 at Washington
- Paced the Eagles' rushing attack with 62 yards and 1 TD on 13 attempts (4.8 avg.) in the win vs. NYJ (10/6/19) ... Became the first Eagles RB with 5+ offensive TDs in a three-game span since **Le-Sean McCoy** from 12/1/11-12/18/11 (also 5 TDs)

JORDAN HOWARD RB | 24

GO BIRDS

2020 GAME-BY-GAME STATISTICS (MIAMI & PHILADELPHIA)

				RUSHING					RECEIVING						SNAPS	
Date	**Opp**		**GP/S**	**Att**	**Yds**	**Avg**	**Lg**	**TD**	**Rec**	**Yds**	**Avg**	**Lg**	**TD**	**TYS**	**No**	**Pct**
Sep 13	at NE	L	1/1	8	7	0.9	4	1	0	0	---	--	0	7	9	15%
Sep 20	Buf	L	1/1	5	4	0.8	2	1	0	0	---	--	0	4	8	11%
Sep 24	at Jax	W	1/0	3	1	0.3	1t	1	0	0	---	--	0	1	4	7%
Oct 4	Sea	L	1/0	2	2	1.0	3	0	1	-3	-3.0	-3	0	-1	8	11%
Oct 11	at SF	W	0/0	INACTIVE												
Oct 18	NYJ	W	0/0	INACTIVE												
Nov 1	LAR	W	0/0	INACTIVE												
Nov 8	at Ari	W	1/1	10	19	1.9	8	1	0	0	---	--	0	19	21	34%
Nov 15	LAC	W	0/0	INACTIVE												
WAIVED BY DOLPHINS (11/16/20); SIGNED BY EAGLES TO PRACTICE SQUAD (11/23/20)																
Nov 30	Sea	L	---	EAGLES PRACTICE SQUAD												
Dec 6	at GB	L	1/0	4	19	4.8	11	0	0	0	---	--	0	19	11	18%
Dec 13	NO	W	---	EAGLES PRACTICE SQUAD												
Dec 20	at Ari	L	---	EAGLES PRACTICE SQUAD												
Dec 27	at Dal	L	1/1	3	8	2.7	5	0	0	0	---	--	0	8	7	10%
Jan 3	Was	L	---	EAGLES PRACTICE SQUAD												
Totals			**7/4**	**35**	**60**	**1.7**	**11**	**4**	**1**	**-3**	**-3.0**	**-3**	**0**	**57**	**---**	**---**

Bucket list: Travel to Greece ... **Surprisingly good at:** "Well, I am going to learn the piano, so let's go with that, whenever I learn it." ... **If he could play another sport:** Baseball ... **Favorite athlete growing up:** Allen Iverson ... **Moment left starstruck:** "Meeting Allen Iverson at my first Sixers game." ... **Favorite meal:** Spaghetti

TOP 10: RUSHING YARDS

Date	Opponent	Yds
10/15/17	at Baltimore Ravens (W, 27-24)	167
10/31/16	vs. Minnesota Vikings (W, 20-10)	153
12/10/17	at Cincinnati Bengals (W, 33-7)	147
9/24/17	vs. Pittsburgh Steelers (W, 23-17)	140
1/1/17	at Minnesota Vikings (L, 10-38)	135
11/19/17	vs. Detroit Lions (L, 24-27)	125
12/24/16	vs. Washington (L, 21-41)	119
10/9/16	at Indianapolis Colts (L, 23-29)	118
12/4/16	vs. San Francisco 49ers (W, 26-6)	117
10/2/16	vs. Detroit Lions (W, 17-14)	111

- Led the Eagles with 87 rushing yards and combined for a career-high-tying 3 offensive TDs (2 rushing, 1 receiving) in the win at GB (9/26/19) ... Became just the second visiting player in NFL history to record 2+ rushing TDs and 1+ receiving TD against the Packers at Lambeau Field, joining **Willie Galimore** in 1958

2018 SEASON - BEARS

- Led the Bears with 935 rushing yards and posted a career-high-tying 9 rushing TDs for the second straight season
- Totaled 88 carries for 399 yards (4.53 avg.) and 4 TDs over the last five games of the regular season, including two 100+ yard performances ... Rushed for 101 yards vs. L.A. Rams (12/9/18) and 109 yards at Minnesota (12/30/18)

2017 SEASON - BEARS

- Ranked 6th in the NFL with 1,122 rushing yards, behind **Kareem Hunt** (1,327), **Todd Gurley** (1,305), **Le'Veon Bell** (1,291), **LeSean McCoy** (1,138) and **Mark Ingram** (1,124)
- Became the first Bear to rush for 1,000+ yards in each of his first two seasons ... Also became the fastest Bear to reach 2,000+ career rushing yards, doing so in just 24 games
- Tied with **Le'Veon Bell** and **Leonard Fournette** for the 3rd-most rushing TDs (career-high 9) in the NFL, trailing only **Todd Gurley** (13) and **Mark Ingram** (12) in that category

2016 SEASON - BEARS

- Earned his first career **Pro Bowl** nod and was selected to the PFWA **All-Rookie Team** ... Became the first Bears rookie RB to be voted to the Pro Bowl since **Gale Sayers** in 1965
- Finished with the 2nd-most rushing yards (career-high 1,313) in the NFL, behind **Ezekiel Elliott** (1,631) ... First time since the 1970 merger that two rookies finished in the Top 2 in rushing yards
- Ranked 4th in the NFL with a 5.2 rushing average (led the NFC), trailing only **Mike Gillislee** (5.7), **Bilal Powell** (5.5) and **LeSean McCoy** (5.4) (min. 100 attempts)

JORDAN HOWARD RB | 24

GO BIRDS

2019 GAME-BY-GAME STATISTICS (PHILADELPHIA)

				RUSHING					RECEIVING						SNAPS	
Date	**Opp**		**GP/S**	**Att**	**Yds**	**Avg**	**Lg**	**TD**	**Rec**	**Yds**	**Avg**	**Lg**	**TD**	**TYS**	**No**	**Pct**
Sep 8	Was	W	1/0	6	44	7.3	17	0	2	11	5.5	6	0	55	17	23%
Sep 15	at Atl	L	1/0	8	18	2.3	5	0	1	8	8.0	8	0	26	35	22%
Sep 22	Det	L	1/0	11	37	3.4	11	1	0	0	---	--	0	37	25	33%
Sep 26	at GB	W	1/0	15	87	5.8	19	2	3	28	9.3	20t	1	115	33	53%
Oct 6	NYJ	W	1/0	13	62	4.8	15	1	0	0	---	--	0	62	29	43%
Oct 13	at Min	L	1/1	13	49	3.8	12	0	0	0	---	--	0	49	41	63%
Oct 20	at Dal	L	1/1	11	50	4.5	16	0	2	6	3.0	9	0	56	23	38%
Oct 27	at Buf	W	1/1	23	96	4.2	20	1	1	15	15.0	15	0	111	53	73%
Nov 3	Chi	W	1/1	19	82	4.3	17	1	1	1	1.0	1	0	83	43	48%
Nov 17	NE	L	0/0	INACTIVE												
Nov 24	Sea	L	0/0	INACTIVE												
Dec 1	at Mia	L	0/0	INACTIVE												
Dec 9	NYG	W	0/0	INACTIVE												
Dec 15	at Was	W	0/0	INACTIVE												
Dec 22	Dal	W	0/0	INACTIVE												
Dec 29	at NYG	W	1/0	0	0	---	--	0	0	0	---	--	0	0	1	1%
Totals			**10/4**	**119**	**525**	**4.4**	**20**	**6**	**10**	**69**	**6.9**	**20t**	**1**	**594**	**283**	**24%**
PLAYOFFS																
Jan 5	Sea	L	0/0	DID NOT PLAY												
Totals			**0/0**	**0**	**0**	**---**	**--**	**0**	**0**	**0**	**---**	**--**	**0**	**0**	**0**	**0%**

MULTI-TOUCHDOWN GAMES

Date	Opponent	Yds
9/26/19	at Green Bay Packers (W, 34-27)	3
12/4/16	vs. San Francisco 49ers (W, 26-6)	3
12/30/18	at Minnesota Vikings (W, 24-10)	2
11/4/18	at Buffalo Bills (W, 41-9)	2
12/24/17	vs. Cleveland Browns (W, 20-3)	2
12/10/17	at Cincinnati Bengals (W, 33-7)	2
9/24/17	vs. Pittsburgh Steelers (W, 23-17)	2

- Named **NFC Offensive Rookie of the Month** for December/January after rushing for 547 yards (5.3 avg.) and 4 TDs ... Ranked 2nd in rushing yards per game (109.4) in that span (including three games with 100+ yards), behind **Le'Veon Bell** (142.3)

COLLEGE HIGHLIGHTS

- Appeared in 32 games over three seasons at UAB (2013-14) and Indiana (2015), compiling 3,681 rushing yards on 647 carries (5.7 avg.) and 24 rushing TDs ... Earned first-team All-Big Ten (2015), All-CUSA (2014) and CUSA All-Freshman Team (2013) honors
- As a junior at Indiana in 2015, ranked 3rd in the Big Ten with 1,213 rushing yards and added 9 rushing TDs ... Established UAB's single-season rushing yardage record (1,587) in 2014 and also averaged 5.2 yards per attempt and produced 13 rushing TDs

BIRDSEED

- Played RB at Gardendale (AL) High School, where he rushed for 2,876 yards on 380 attempts in two varsity seasons, including 1,388 yards and 21 TDs in 10 games as a senior ... Named the *Birmingham News* North/East Player of the Year and also earned 2011 Honorable Mention All-State accolades

TRANSACTIONS

- **4/7/21** - Agreed to terms with PHI on 1-year contract ... **12/26/20** - Elevated by PHI from practice squad for Week 16 at Dallas ... **12/5/20** - Elevated by PHI from practice squad for Week 13 at Green Bay ... **11/23/20** - Signed by PHI to practice squad ... **11/16/20** - Waived by MIA ... **3/21/20** - Signed by MIA ... **3/28/19** - Acquired by PHI from CHI in exchange for 2020 6th-round draft choice ... **2016** - Drafted by CHI in 5th round (150th overall)

JORDAN HOWARD RB | 24

GO BIRDS

2018 GAME-BY-GAME STATISTICS (CHICAGO)

				RUSHING					RECEIVING						SNAPS	
Date	**Opp**		**GP/S**	**Att**	**Yds**	**Avg**	**Lg**	**TD**	**Rec**	**Yds**	**Avg**	**Lg**	**TD**	**TYS**	**No**	**Pct**
Sep 9	at GB	L	1/1	15	82	5.5	16	0	5	25	5.0	7	0	107	50	71%
Sep 17	Sea	W	1/1	14	35	2.5	7	0	3	33	11.0	18	0	68	48	73%
Sep 23	at Ari	W	1/1	24	61	2.5	17	1	2	20	10.0	13	0	81	46	62%
Sep 30	TB	W	1/1	11	25	2.3	11	0	0	0	---	--	0	25	33	54%
Oct 14	at Mia	L	1/1	14	69	4.9	19	0	0	0	---	--	0	69	36	51%
Oct 21	NE	L	1/1	12	39	3.3	6	1	1	9	9.0	9	0	48	46	56%
Oct 28	NYJ	W	1/1	22	81	3.7	24	1	0	0	---	--	0	81	38	58%
Nov 4	at Buf	W	1/1	14	47	3.4	18t	2	0	0	---	--	0	47	26	51%
Nov 11	Det	W	1/1	11	21	1.9	9	0	1	11	11.0	11	0	32	30	53%
Nov 18	Min	W	1/0	18	63	3.5	8	0	1	2	2.0	2	0	65	48	65%
Nov 22	at Det	W	1/1	7	13	1.9	4	0	1	2	2.0	2	0	15	35	60%
Dec 2	at NYG	L	1/1	16	76	4.8	25	0	1	4	4.0	4	0	80	34	41%
Dec 9	LAR	W	1/1	19	101	5.3	21	0	1	2	2.0	2	0	103	39	55%
Dec 16	GB	W	1/1	19	60	3.2	9t	1	1	15	15.0	15	0	75	34	57%
Dec 23	at SF	W	1/1	13	53	4.1	9	1	2	17	8.5	16	0	70	40	63%
Dec 30	at Min	W	1/1	21	109	5.2	42	2	1	5	5.0	5	0	114	41	60%
Totals			**16/15**	**250**	**935**	**3.7**	**42**	**9**	**20**	**145**	**7.3**	**18**	**0**	**1,080**	**624**	**58%**
PLAYOFFS																
Jan 6	Phi	L	1/1	10	35	3.5	12	0	0	0	---	--	0	35	22	34%
Totals			**1/1**	**10**	**35**	**3.5**	**12**	**0**	**0**	**0**	**---**	**--**	**0**	**35**	**22**	**34%**

2017 GAME-BY-GAME STATISTICS (CHICAGO)

				RUSHING					RECEIVING						SNAPS	
Date	**Opp**		**GP/S**	**Att**	**Yds**	**Avg**	**Lg**	**TD**	**Rec**	**Yds**	**Avg**	**Lg**	**TD**	**TYS**	**No**	**Pct**
Sep 10	Atl	L	1/1	13	52	4.0	11	1	3	14	4.7	9	0	66	38	57%
Sep 17	at TB	L	1/1	9	7	0.8	4	0	0	0	---	--	0	7	31	48%
Sep 24	Pit	W	1/1	23	140	6.1	19t	2	5	26	5.2	10	0	166	41	63%
Sep 28	at GB	L	1/1	18	53	2.9	16	1	2	10	5.0	7	0	63	35	52%
Oct 9	Min	L	1/1	19	76	4.0	13	0	0	0	---	--	0	76	34	56%
Oct 15	at Bal	W	1/1	36	167	4.6	53	0	1	9	9.0	9	0	176	54	68%
Oct 22	Car	W	1/1	21	65	3.1	11	0	0	0	---	--	0	65	34	90%
Oct 29	at NO	L	1/1	23	102	4.4	50	0	3	19	6.3	12	0	121	48	72%
Nov 12	GB	L	1/1	15	54	3.6	25	0	0	0	---	--	0	54	29	48%
Nov 19	Det	L	1/1	15	125	8.3	50	1	0	0	---	--	0	125	31	49%
Nov 26	at Phi	L	1/1	7	6	0.9	4	0	2	13	6.5	9	0	19	23	42%
Dec 3	SF	L	1/1	13	38	2.9	14	0	1	-5	-5.0	-5	0	33	22	60%
Dec 10	at Cin	W	1/1	23	147	6.4	21t	2	1	8	8.0	8	0	155	44	58%
Dec 16	at Det	L	1/1	10	37	3.7	16	0	4	26	6.5	11	0	63	33	48%
Dec 24	Cle	W	1/1	22	44	2.0	16t	2	0	0	---	--	0	44	43	69%
Dec 31	at Min	L	1/1	9	9	1.0	4	0	1	5	5.0	5	0	14	36	64%
Totals			**16/16**	**276**	**1,122**	**4.1**	**53**	**9**	**23**	**125**	**5.4**	**12**	**0**	**1,247**	**576**	**58%**

JORDAN HOWARD RB | 24

GO BIRDS

2016 GAME-BY-GAME STATISTICS (CHICAGO)

				RUSHING					RECEIVING						SNAPS	
Date	**Opp**		**GP/S**	**Att**	**Yds**	**Avg**	**Lg**	**TD**	**Rec**	**Yds**	**Avg**	**Lg**	**TD**	**TYS**	**No**	**Pct**
Sep 11	at Hou	L	0/0	INACTIVE												
Sep 19	Phi	L	1/0	3	22	7.3	10	0	2	9	4.5	7	0	31	11	21%
Sep 25	at Dal	L	1/0	9	45	5.0	36	0	4	47	11.8	15	0	92	49	75%
Oct 2	Det	W	1/1	23	111	4.8	17	0	3	21	7.0	9	0	132	63	91%
Oct 9	at Ind	L	1/1	16	118	7.4	57	0	3	45	15.0	21t	1	163	63	96%
Oct 16	Jax	L	1/1	15	34	2.3	9	1	2	6	3.0	7	0	40	55	69%
Oct 20	at GB	L	1/1	7	22	3.1	11	0	0	0	---	--	0	22	22	46%
Oct 31	Min	W	1/1	26	153	5.9	69	1	4	49	12.3	34	0	202	50	82%
Nov 13	at TB	L	1/1	15	100	6.7	15	0	0	0	---	--	0	100	29	52%
Nov 20	at NYG	L	1/1	17	77	4.5	27	0	1	22	22.0	22	0	99	46	73%
Nov 27	Ten	L	1/1	18	84	4.7	22	0	3	43	14.3	23	0	127	53	66%
Dec 4	SF	W	1/1	32	117	3.7	25	3	0	0	---	--	0	117	53	84%
Dec 11	at Det	L	1/1	13	86	6.6	31	0	2	24	12.0	19	0	110	34	61%
Dec 18	GB	L	1/1	17	90	5.3	13	1	4	23	5.8	9	0	113	49	74%
Dec 24	Was	L	1/1	18	119	6.6	23	0	1	9	9.0	9	0	128	39	57%
Jan 1	at Min	L	1/1	23	135	5.9	18	0	0	0	---	--	0	135	38	63%
Totals			**15/13**	**252**	**1,313**	**5.2**	**69**	**6**	**29**	**298**	**10.3**	**34**	**1**	**1,611**	**654**	**65%**

JASON HUNTLEY

RUNNING BACK | 32

Height: 5-9 **Weight:** 195 **DOB:** April 20, 1998 (Age 23)
NFL Experience: 2nd Year *(2nd with Eagles)* **Draft:** D5-20 (172nd overall) by DET **Acquired:** W-Det-20
College: New Mexico State **Hometown (HS):** Arlington, TX (Martin)

CAREER STATISTICS

			RUSHING					RECEIVING						OFF SNAPS	
Year	**Team**	**GP/S**	**Att**	**Yds**	**Avg**	**Lg**	**TD**	**Rec**	**Yds**	**Avg**	**Lg**	**TD**	**TYS**	**No**	**Pct**
2020	Philadelphia	5/0	5	19	3.8	10	0	0	0	---	--	0	19	31	3%
Totals		**5/0**	**5**	**19**	**3.8**	**10**	**0**	**0**	**0**	**---**	**--**	**0**	**19**	**31**	**---**

ADDITIONAL STATISTICS

Kickoff Returns: 2-36 - 2020 (2-36)

CAREER HIGHS

Rush Attempts	2	2x, last: 1/3/21 vs. Was.
Rushing Yards	13	10/22/20 vs. NYG
Rushing Long	10	10/22/20 vs. NYG
Rushing TDs	--	---
Receptions	1	1/3/21 vs. Was.
Receiving Yards	0	1/3/21 vs. Was.
Receiving Long	0	1/3/21 vs. Was.
Receiving TDs	--	---
Scrimmage Yards	13	10/22/20 vs. NYG
Offensive TDs	--	---

2020 SEASON - EAGLES

- Saw action in 31 offensive snaps (3%) as a rookie, registering 19 yards on 5 carries and adding 1 reception ... Returned 2 kickoffs for 36 yards in 15 special teams snaps (4%)

COLLEGE HIGHLIGHTS

- Combined for 2,197 yards and 18 TDs on 374 carries (5.9 avg.) in 46 career games at New Mexico State ... Added 134 receptions for 1,119 yards and 7 TDs, while also returning 59 kickoffs for 1,521 yards (25.8 avg.) and 5 TDs ... Finished his career with the 9th-most receptions in school history
- Registered 154 rushes for 1,090 yards (7.1 avg.) and 9 TDs in 2019 ... His 7.1 rushing average ranked 4th among FBS player
- Led the NCAA with 3 kickoff return TDs in 2018 ... Logged 373 all-purpose yards against Louisiana in 2018, which marked the highest single-game total by an NCAA player that season

BIRDSEED

- Attended Martin (TX) High School ... Ran on the 4th-best 4x400 relay team in Texas as a senior ... Originally born in Toledo, OH

TRANSACTIONS

- **9/6/20** - Claimed off waivers by PHI ... **9/5/20** - Waived by DET ... **2020** - Drafted by DET in 5th round (172nd overall)

Hobbies: Listening to music, going on hikes ... **Surprisingly good at:** Singing ... **Biggest influence:** His grandfather ... **Moment left starstruck:** Being teammates with DeSean Jackson, who was his favorite player growing up ... **If he could play another sport:** Track star ... **Player he models his game after:** Darren Sproles ... **If he could be any superhero:** The Flash ... **Career if he wasn't playing football:** Working in real estate ... **Favorite TV show:** *Power* ... **Favorite movie:** *All About the Benjamins* ... **Favorite music artists:** Lil Baby and Drake ... **Favorite meal:** Chicken strips

JASON HUNTLEY RB | 32

GO BIRDS

2020 GAME-BY-GAME STATISTICS (PHILADELPHIA)																	
				RUSHING					RECEIVING							SNAPS	
Date	**Opp**		**GP/S**	**Att**	**Yds**	**Avg**	**Lg**	**TD**	**Rec**	**Yds**	**Avg**	**Lg**	**TD**	**TYS**	**No**	**Pct**
Sep 13	at Was	L	1/0	1	1	1.0	1	0	0	0	---	--	0	1	1	1%
Sep 20	LAR	L	0/0	INACTIVE												
Sep 27	Cin	T	0/0	INACTIVE												
Oct 4	at SF	W	0/0	DID NOT PLAY												
Oct 11	at Pit	L	0/0	INACTIVE												
Oct 18	Bal	L	1/0	0	0	---	--	0	0	0	---	--	0	0	0	0%
Oct 22	NYG	W	1/0	2	13	6.5	10	0	0	0	---	--	0	13	8	10%
Nov 1	Dal	W	1/0	0	0	---	--	0	0	0	---	--	0	0	2	3%
Nov 15	at NYG	L	0/0	INACTIVE												
Nov 22	at Cle	L	0/0	INACTIVE												
Nov 30	Sea	L	0/0	INACTIVE												
Dec 6	at GB	L	0/0	INACTIVE												
Dec 13	NO	W	0/0	INACTIVE												
Dec 20	at Ari	L	0/0	INACTIVE												
Dec 27	at Dal	L	0/0	INACTIVE												
Jan 3	Was	L	1/0	2	5	2.5	5	0	1	0	0.0	0	0	5	20	29%
Totals			**5/0**	**5**	**19**	**3.8**	**10**	**0**	**0**	**0**	**---**	**--**	**0**	**19**	**31**	**3%**



JALEN HURTS

QUARTERBACK | 1

Height: 6-1 **Weight:** 223 **DOB:** Aug. 7, 1998 (Age 23)
NFL Experience: 2nd Year *(2nd with Eagles)* **Draft:** D2-20 (53rd overall) by PHI
College: Oklahoma **Hometown (HS):** Channelview, TX (Channelview)

CAREER STATISTICS

			PASSING											RUSHING					OFF SNAPS	
Year	Team	GP/S	Att	Cmp	Pct	Yds	Y/A	TD	Int	Lg	Sk/Yds	Rate	Att	Yds	Avg	Lg	TD	No	Pct
2020	Philadelphia	15/4	148	77	52.0	1,061	7.2	6	4	81t	13/59	77.6	63	354	5.6	24	3	334	30%
Totals		**15/4**	**148**	**77**	**52.0**	**1,061**	**7.2**	**6**	**4**	**81t**	**13/59**	**77.6**	**63**	**354**	**5.6**	**24**	**3**	**---**	**---**

ADDITIONAL STATISTICS

Fumbles/Lost: 9/2 - 2020 (9/2) **Receptions:** 1 for 3 yards (10/18/20 vs. Bal.)

CAREER HIGHS

Pass Attempts	44	12/20/20 at Ari.
Completions	24	12/20/20 at Ari.
Passing Yards	342	12/27/20 at Dal.
Yards/Attempt	8.8	12/27/20 at Dal.
Passing Long	81t	12/27/20 at Dal.
Passing TDs	3	12/20/20 at Ari.
Completion %	56.7	12/13/20 at NO
Passer Rating	102.3	12/20/20 at Ari.
Rush Attempts	18	12/13/20 at NO
Rushing Yards	106	12/13/20 at NO
Rushing Long	24	12/13/20 at NO
Rushing TDs	2	1/3/21 vs. Was.

Nickname: J-Hurts or Lil' Hurts ... **Bucket list:** Wants to one day meet Denzel Washington ... **Desired talent:** Ability to sing ... **If he could play another sport, what team/position:** "I'd go team up with Bryce Harper and the Phillies and play shortstop or center field." ... **Moment left starstruck:** Meeting Frankie Beverly and Kobe Bryant on separate occasions ... **Favorite movies:** *Friday Night Lights* and *He Got Game* ... **Favorite music:** Frankie Beverly and Maze, Al Green, The Isley Brothers, Anita Baker, Jaydayoungan ... **Favorite meal:** Seafood, boiled crawfish

CAREER HIGHLIGHTS

- Set the franchise rookie record for single-game offensive TDs (4, 12/20/20 at Arizona) ... In the same game, tied **Donovan McNabb** (1/2/00 vs. St. Louis) and **Sonny Jurgensen** (11/24/57 vs. Washington) for the most TD passes (3) by an Eagles rookie

NOTES TO KNOW

- As the Eagles' starting QB in 2020 (Weeks 14-17), ranked 6th in the NFL with 1,191 total yards, behind **Deshaun Watson** (1,394), **Tom Brady** (1,332), **Kirk Cousins** (1,259), **Josh Allen** (1,240) and **Baker Mayfield** (1,205) ... Also produced the 2nd-most rushing yards (272) by a QB, trailing only **Lamar Jackson** (336)
- One of four NFL QBs to record multiple games (two) with 400+ total yards in 2020 (also Allen, **Patrick Mahomes** and **Kyler Murray**) ... Became just the fourth rookie in NFL history to post two games with 400+ total yards, joining **Andrew Luck** (2012), **Cam Newton** (2011) and **Jeff Garcia** (1999)
- Tied for the most 30+ yard completions (9) in the NFL during Weeks 13-17 of 2020 (also Brady, **Derek Carr** and Watson)

2020 SEASON - EAGLES

- Registered 1,061 yards, 6 TDs, 4 INTs and a 77.6 rating on 77-of-148 (52.0%) passing and rushed for 354 yards and 3 TDs as a rookie ... Started the final four games of the season
- Threw for a career-high 342 yards (4th-most in team rookie history) at Dal. (12/27/20) ... His 81-yard TD to **DeSean Jackson** was the longest passing TD by an Eagles rookie since **Davey O'Brien** on 11/19/39 at Chicago (85 yards to **Red Ramsey**)
- Posted the most offensive TDs (4) and passing TDs (3, tied) in Eagles rookie history and a career-best 102.3 passer rating at Ari. (12/20/20) ... Became the first rookie in the Super Bowl era to total 3 passing TDs and 1 rushing TD in their first career road start ... Also became the first QB in NFL history with 500+ passing yards and 150+ rushing yards in their first two career starts
- Led the Eagles to a 24-21 victory over the 10-2 Saints in his first career start vs. NO (12/13/20), producing 167 yards, 1 TD and 0 INTs with a career-high 106 rushing yards ... Joined **Ron Jaworski** (12/20/75 vs. Pittsburgh with L.A. Rams - snapped the Steelers' 11-game streak) as the only QBs in NFL history to beat a team on a 9+ game winning streak in their starting debut ... Became the first NFL QB since 1950 to throw a TD pass and rush for 100+ yards in their first career start

JALEN HURTS QB | 1

GO BIRDS

2020 GAME-BY-GAME STATISTICS (PHILADELPHIA)																				
				PASSING										RUSHING					SNAPS	
Date	Opp		GP/S	Att	Cmp	Pct	Yds	Y/A	TD	Int	Lg	Sk/Yds	Rate	Att	Yds	Avg	Lg	TD	No	Pct
Sep 13	at Was	L	0/0	INACTIVE																
Sep 20	LAR	L	1/0	0	0	---	0	--	0	0	--	0/0	---	0	0	---	--	0	3	4%
Sep 27	Cin	T	1/0	0	0	---	0	--	0	0	--	0/0	---	2	8	4.0	8	0	3	3%
Oct 4	at SF	W	1/0	0	0	---	0	--	0	0	--	0/0	---	3	18	6.0	14	0	4	6%
Oct 11	at Pit	L	1/0	1	1	100.0	18	18.0	0	0	18	0/0	118.8	0	0	---	--	0	2	3%
Oct 18	Bal	L	1/0	0	0	---	0	--	0	0	--	0/0	---	2	23	11.5	20	0	7	10%
Oct 22	NYG	W	1/0	0	0	---	0	--	0	0	--	0/0	---	2	2	1.0	2	0	5	6%
Nov 1	Dal	W	1/0	1	1	100.0	9	9.0	0	0	9	0/0	104.2	0	0	---	--	0	3	5%
Nov 15	at NYG	L	1/0	0	0	---	0	--	0	0	--	0/0	---	2	-1	-0.5	0	0	3	4%
Nov 22	at Cle	L	1/0	0	0	---	0	--	0	0	--	0/0	---	1	6	6.0	6	0	1	1%
Nov 30	Sea	L	1/0	1	1	100.0	6	6.0	0	0	6	0/0	91.7	0	0	---	--	0	2	3%
Dec 6	at GB	L	1/0	12	5	41.7	109	9.0	1	1	34	3/5	67.7	5	29	5.8	13	0	26	42%
Dec 13	NO	W	1/1	30	17	56.7	167	5.6	1	0	39	0/0	83.6	18	106	5.9	24	0	69	100%
Dec 20	at Ari	L	1/1	44	24	54.5	338	7.7	3	0	42	6/33	102.3	11	63	5.7	17	1	83	100%
Dec 27	at Dal	L	1/1	39	21	53.8	342	8.8	1	2	81t	3/16	70.7	9	69	7.7	20	0	73	100%
Jan 3	Was	L	1/1	20	7	35.0	72	3.6	0	1	30	1/5	25.4	8	34	4.3	9	2	50	74%
Totals			**15/4**	**148**	**77**	**52.0**	**1,061**	**7.2**	**6**	**4**	**81t**	**13/59**	**77.6**	**63**	**354**	**5.6**	**24**	**3**	**334**	**30%**

COLLEGE HIGHLIGHTS

- Started 42 of 56 career games at Oklahoma (2019) and Alabama (2016-18), posting a 38-4 record as a starter ... Threw for 9,477 yards and 80 TDs on 682-of-1,047 (65.1%) passing and totaled 3,274 yards and 43 TDs on 614 rush attempts
- As a senior at Oklahoma in 2019, finished as the runner-up for the Heisman Trophy and earned All-America and first-team All-Big 12 honors ... Amassed 5,149 yards of total offense (3,851 passing, 1,298 rushing) and ranked 2nd among FBS QBs in offensive TDs (53) and passer efficiency rating (191.2), trailing only LSU's **Joe Burrow** in each category ... Set school single-season records for rushing yards and points scored (126) by a QB
- Rallied the Crimson Tide to a SEC Championship after replacing injured starter **Tua Tagovailoa** as a junior in 2018
- Helped Alabama win a CFP National Championship in 2017 ... Threw for 2,081 yards and 17 TDs against 1 INT on 154-of-255 (60.4%) passing and rushed for 855 yards and 8 TDs
- Named SEC Freshman of the Year, SEC Newcomer of the Year, SEC Offensive Player of the Year, first-team All-SEC and a freshman All-American in 2016 ... Completed 240-of-382 (62.8%) attempts for 2,780 yards, 23 TDs and 9 INTs and rushed for a school-QB record 954 yards and 13 TDs ... His 36 offensive TDs set a Crimson Tide single-season record and his 3,734 yards of total offense were the 2nd-most in program history

BIRDSEED

- Graduated from Alabama with a degree in communications and pursued a graduate degree in human relations at Oklahoma
- Attended Channelview (TX) High School, where he ranked as the top dual-threat quarterback in the state of Texas, per ESPN and *Scout*, and was rated a four-star recruit by *Rivals*

TRANSACTIONS

- **2020** - Drafted by PHI in 2nd round (53rd overall)

TARRON JACKSON

DEFENSIVE END | 75

(pronounced tuh-RON)

Height: 6-2 **Weight:** 254 **DOB:** June 22, 1998 (Age 23)
NFL Experience: Rookie *(1st with Eagles)* **Draft:** D6b-21 (191st overall) by PHI
College: Coastal Carolina **Hometown (HS):** Aiken, SC (Silver Bluff)

COLLEGE STATISTICS

			TACKLES					PASS DEFENSE					FUMBLES			DEF SNAPS	
Year	**College**	**GP**	**Total**	**Solo**	**Asst**	**TFL**	**Sacks**	**Int**	**Yds**	**Lg**	**TD**	**PD**	**FF**	**FR**	**Yds**	**No**	**Pct**
2016	Coastal Carolina	4	3	1	2	2	1.5	0	0	--	0	0	0	0	0	---	---
2017	Coastal Carolina	8	20	11	9	4.5	3.5	0	0	--	0	0	1	0	0	---	---
2018	Coastal Carolina	12	58	28	30	11	3.0	0	0	--	0	1	0	0	0	---	---
2019	Coastal Carolina	12	60	28	32	13	10.0	0	0	--	0	2	2	0	0	---	---
2020	Coastal Carolina	12	54	25	29	14	8.5	0	0	--	0	0	3	1	0	---	---
Totals		**48**	**195**	**93**	**102**	**44.5**	**26.5**	**0**	**0**	**--**	**0**	**3**	**6**	**1**	**0**	**---**	**---**

Hobbies: Enjoys cooking on the grill, especially ribs ... **First job:** Helping out with his dad's construction business, including remodeling houses, painting walls, and delivering supplies ... **Jersey number significance:** 7 and 5 add up to 12, the age of his older brother and biggest inspiration, Daron, when he passed away from leukemia in 2008 ... **Another family inspiration:** His uncle, Dean Bryant, who passed away in 2020 ... Dean was an Eagles fan and always wished for Tarron to get drafted by his favorite team ... **Favorite TV show:** *Snowfall* ... **Favorite music:** A little bit of everything: '90s, modern-day rap, hip-hop ... **Favorite meal:** Mac and cheese ... **Favorite athlete growing up:** Kobe Bryant ... **Favorite quote:** "Effort without detail is just good effort."

COLLEGE HIGHLIGHTS

- In 48 career games at Coastal Carolina (2006-20), compiled 195 tackles (93 solo), 44.5 TFLs, 26.5 sacks, 6 FFs, 3 PDs and 1 FR ... Finished his career as the Chanticleers' all-time leader in sacks (2nd-most in Sun Belt Conference history) and TFLs
- Named a consensus All-American and Sun Belt Defensive Player of the Year in 2020 ... Helped guide Coastal Carolina to an 11-1 record, producing a team-high 8.5 sacks and 14 TFLs along with 54 tackles (25 solo), 3 FFs and 1 FR ... Also voted a finalist for the Lombardi Award, Lott IMPACT Trophy and Bronko Nagurski Trophy and a semifinalist for the Chuck Bednarik Award
- Earned first-team all-conference honors after setting a Sun Belt and school single-season record with 10.0 sacks (career high) in 2019 ... Added 60 tackles (28 solo), 13 TFLs and 2 FFs

BIRDSEED

- Inspired by his late brother, Daron, who died of leukemia at age 12 in 2008 ... Had promised Daron that he would make it to the NFL one day ... Wore the No. 9 in college because he was only 9 years old when his older brother passed away
- Earned a bachelor's degree in applied mathematics with a minor in actuarial science ... If football hadn't worked out, his plan was to become an actuary at an insurance firm
- Prepped at Silver Bluff (SC) High School, where he led his team to two state championship games ... Lightly recruited out of high school and did not have a Division-I offer other than Coastal Carolina, which earned FBS status after he arrived

TRANSACTIONS

- **2021** - Drafted by PHI in 6th round (191st overall)

TYREE JACKSON

TIGHT END | 80

Height: 6-7 **Weight:** 249 **DOB:** Nov. 7, 1997 (Age 23)
NFL Experience: 1st Year *(1st with Eagles)* **Draft:** UDFA-19 by BUF **Acquired:** FA-21
College: Buffalo **Hometown (HS):** Norton Shores, MI (Mona Shores)

XFL HIGHLIGHTS

- Completed 11-of-18 (61.1%) attempts for 46 yards, 1 TD, 0 INTs and an 84.0 passer rating over five games with the XFL's DC Defenders in 2020 ... Also rushed 9 times for 48 yards (5.3 avg.)

COLLEGE HIGHLIGHTS

- Played collegiately at Buffalo (2016-18), where he posted 6,999 yards, 49 TDs, 24 INTs and a 129.3 efficiency rating on 533-of-955 (55.8%) passing ... Also rushed for 757 yards and 16 TDs
- Named the MAC Offensive Player of the Year as a junior in 2018 after completing 225-of-407 (55.3%) attempts for 3,131 yards, 28 TDs, 12 INTs and a 136.7 efficiency rating ... Totaled 161 yards and 7 TDs on 47 carries ... Led the Bulls to a 10-4 record, MAC East division title and bowl appearance

BIRDSEED

- Transitioned from QB to TE upon signing with the Eagles
- A four-year starter at Mona Shores (MI) High School ... Ended his career in the top five in state history in TD passes, completions and yards ... Combined to throw for 4,491 yards and 50 TDs and rushed for 1,064 yards and 13 TDs during his junior and senior seasons ... Named first-team All-State as a senior and guided the Sailors to the state title game ... Also played basketball

TRANSACTIONS

- **1/7/21** - Signed by PHI to reserve/future contract ... **8/31/19** - Waived by BUF ... **2019** - Signed by BUF as UDFA

Desired talent: Ability to sing ... **Guilty pleasure:** Binge watching Netflix ... **If he could play another sport, what team:** Basketball, Los Angeles Lakers ... **If he could own a business:** Construction, building houses ... **Favorite music:** Rap, country ... **Favorite meal:** Steak ... **Favorite athlete growing up:** Kobe Bryant



MICHAEL JACQUET

CORNERBACK | 38

(pronounced juh-KWET)

Height: 6-1 **Weight:** 203 **DOB:** Jan. 29, 1997 (Age 24)
NFL Experience: 2nd Year *(2nd with Eagles)* **Draft:** UDFA-20 by PHI
College: Louisiana **Hometown (HS):** Beaumont, TX (Beaumont Central)

CAREER STATISTICS

			TACKLES					PASS DEFENSE					FUMBLES			DEF SNAPS	
Year	**Team**	**GP/S**	**Total**	**Solo**	**Asst**	**TFL**	**Sacks**	**Int**	**Yds**	**Lg**	**TD**	**PD**	**FF**	**FR**	**Yds**	**No**	**Pct**
2020	Philadelphia	7/2	18	15	3	0	1.0	0	0	--	0	3	1	0	0	159	14%
Totals		**7/2**	**18**	**15**	**3**	**0**	**1.0**	**0**	**0**	**--**	**0**	**3**	**1**	**0**	**0**	**---**	**---**

ADDITIONAL STATISTICS

Special Teams Tackles: 2 - 2020 (2)

CAREER HIGHS

Tackles	7	12/20/20 at Ari.
Sacks	1.0	12/20/20 at Ari.
INTs	--	---
PDs	2	12/20/20 at Ari.
FFs	1	12/20/20 at Ari.
FRs	--	---

Hobbies: Cooking, fashion, artistic design. "I like to build trying different things at home, like making a cooler into a speaker." ... **Bucket list:** Travel to Berlin and Brazil, skydiving, deep sea diving ... **Desired talent:** "Singing. My whole family can sing but me." ... **If he could own a business:** "I would own a workout gym and help kids get on the right path using that." ... **If he could witness any moment in history:** Martin Luther King Jr.'s "I Have a Dream" speech ... **Favorite movie:** *Bad Boys II* ... **Favorite athletes growing up:** Allen Iverson and Michael Vick

2020 SEASON - EAGLES

- Appeared in 159 defensive snaps (14%) over seven games as a rookie, totaling 18 tackles (15 solo), 3 PDs, 1.0 sack and 1 FF ... Also posted 1 tackle in 61 special teams snaps (14%)
- Logged a career-high 7 tackles (5 solo) with 2 PDs, 1.0 sack and 1 FF during his first NFL start at Ari. (12/20/20) ... Became the first Eagles rookie CB to force a fumble since **Avonte Maddox** on 10/28/18 at Jacksonville (London)

COLLEGE HIGHLIGHTS

- Played collegiately at Louisiana, where he spent time as a WR for two seasons before transitioning to DB his junior year
- Earned second-team All-Sun Belt honors as a senior after registering 45 tackles (31 solo), 5 PDs, 2 INTs, 1.0 sack and 1 FF in 13 games (12 starts) ... Recorded 48 tackles (31 solo), 9 PDs and 2 INTs over 14 games in his first season at DB
- Produced a combined 46 receptions for 494 yards and 3 TDs during his freshman and sophomore years at WR

BIRDSEED

- Earned his degree in sports management at Louisiana
- Attended Beaumont Central (TX) High School, where he played QB and was a three-time All-District selection ... Threw for 2,141 yards and 26 TDs and rushed for 720 yards and 17 TDs as a senior ... Also lettered in basketball and track
- Is the son of Andrea Ramsey and Michael Jacquet III ... Cousins with former NBA All-Star Rashard Lewis

TRANSACTIONS

- **11/17/20** - Signed by PHI to active roster from practice squad ... **11/14/20** - Elevated by PHI from practice squad for Week 10 at N.Y. Giants ... **10/31/20** - Elevated by PHI from practice squad for Week 8 vs. Dallas ... **9/29/20** - Signed by PHI to practice squad ... **9/4/20** - Waived by PHI ... **2020** - Signed by PHI as UDFA

MICHAEL JACQUET CB | 38

GO BIRDS

2020 GAME-BY-GAME STATISTICS (PHI)												
Date	**Opp**		**GP/S**	**Tot**	**Solo**	**Sk**	**Int**	**PD**	**FF**	**FR**	**Snaps**	**Pct**
NOT ON NFL ROSTER												
NOT ON NFL ROSTER												
NOT ON NFL ROSTER												
Oct 4	at SF	W	---	EAGLES PRACTICE SQUAD								
Oct 11	at Pit	L	---	EAGLES PRACTICE SQUAD								
Oct 18	Bal	L	---	EAGLES PRACTICE SQUAD								
Oct 22	NYG	W	---	EAGLES PRACTICE SQUAD								
Nov 1	Dal	W	1/0	4	4	0.0	0	1	0	0	30	38%
Nov 15	at NYG	L	1/0	0	0	0.0	0	0	0	0	0	0%
Nov 22	at Cle	L	1/0	0	0	0.0	0	0	0	0	0	0%
Nov 30	Sea	L	1/0	0	0	0.0	0	0	0	0	0	0%
Dec 6	at GB	L	1/0	2	2	0.0	0	0	0	0	21	34%
Dec 13	NO	W	0/0	INACTIVE								
Dec 20	at Ari	L	1/1	7	5	1.0	0	2	1	0	68	100%
Dec 27	at Dal	L	1/1	5	4	0.0	0	0	0	0	40	57%
Jan 3	Was	L	0/0	INACTIVE								
Totals			**7/2**	**18**	**15**	**1.0**	**0**	**3**	**1**	**0**	**159**	**14%**

CRAIG JAMES

CORNERBACK | 31

Height: 5-10 **Weight:** 195 **DOB:** April 29, 1996 (Age 25)
NFL Experience: 3rd Year *(3rd with Eagles)* **Draft:** UDFA-18 by MIN **Acquired:** FA-19
College: Southern Illinois **Hometown (HS):** Edwardsville, IL (Edwardsville)

CAREER STATISTICS

			TACKLES					PASS DEFENSE					FUMBLES			DEF SNAPS	
Year	**Team**	**GP/S**	**Total**	**Solo**	**Asst**	**TFL**	**Sacks**	**Int**	**Yds**	**Lg**	**TD**	**PD**	**FF**	**FR**	**Yds**	**No**	**Pct**
2018	Minnesota	3/0	0	0	0	0	0.0	0	0	--	0	0	0	0	0	0	0%
2019	Philadelphia	14/1	6	5	1	0	0.0	0	0	--	0	2	0	0	0	69	7%
2020	Philadelphia	4/0	0	0	0	0	0.0	0	0	--	0	0	0	0	0	14	1%
Totals		**21/1**	**6**	**5**	**1**	**0**	**0.0**	**0**	**0**	**--**	**0**	**2**	**0**	**0**	**0**	**---**	**---**
PLAYOFFS																	
2019	Philadelphia	1/0	0	0	0	0	0.0	0	0	--	0	0	0	0	0	0	0%
Totals		**1/0**	**0**	**0**	**0**	**0**	**0.0**	**0**	**0**	**--**	**0**	**0**	**0**	**0**	**0**	**---**	**---**

ADDITIONAL STATISTICS

Special Teams Tackles: 14 - 2020 (2), 2019 (12) **Postseason Special Teams Tackles:** 1 - 2019 (1)

CAREER HIGHS

Tackles	3	10/6/19 vs. NYJ
Sacks	--	---
INTs	--	---
PDs	1	2x, last: 10/6/19 vs. NYJ
FFs	--	---
FRs	--	---

First job: Landscaping work on his college campus at Southern Illinois ... **Bucket list:** "Traveling to Japan and the Motherland." ... **Desired talent:** Ability to sing ... **If he could play another sport:** Run track ... **Career if he wasn't playing football:** High school counselor or track/football coach ... **Favorite TV shows:** *Naruto* and *Invincible* ... **Favorite movie:** *Da 5 Bloods* ... **Favorite music artist:** J. Cole ... **Favorite meal:** Soul food ... **Favorite athletes growing up:** Terrell Owens and Peyton Manning

2019 SEASON - EAGLES

- Saw action in a career-high 14 games and registered 6 tackles (5 solo) and 2 PDs in 69 defensive snaps (7%) ... Also ranked 2nd on the Eagles with a career-high 12 special teams tackles while appearing in the 5th-most special teams snaps (237, 52%)
- With Philadelphia holding a 34-27 lead with 0:28 remaining at GB (9/26/19) and the Packers facing a second-and-goal at the PHI 3, deflected a QB **Aaron Rodgers** pass intended for WR **Marquez Valdes-Scantling** that resulted in a game-clinching INT by **Nigel Bradham** ... His game-saving play happened on just the 3rd defensive snap of his NFL career

COLLEGE HIGHLIGHTS

- Played at Southern Illinois during his junior and senior seasons (2016-17) after originally beginning his career at Minnesota
- Named to the 2016 Missouri Valley Football Conference All-Newcomer Team after finishing 2nd in the league in PDs per game

BIRDSEED

- Attended Edwardsville (IL) High School and was named a three-star recruit by ESPN, Rivals, Scout and 247Sports
- Is the son of Pamela James and has one brother, Cameron

TRANSACTIONS

- **11/16/20** - Placed on Reserve/Injured ... **10/10/20** - Activated from Reserve/Injured ... **9/15/20** - Placed on Reserve/Injured ... **9/24/19** - Signed by PHI to active roster from practice squad ... **9/18/19** - Signed by PHI to practice squad ... **9/17/19** - Waived by PHI ... **9/11/19** - Signed by PHI to active roster from practice squad ... **9/2/19** - Signed by PHI to practice squad ... **8/31/19** - Waived by MIN ... **11/27/18** - Signed by MIN to active roster from practice squad ... **10/16/18** - Signed by MIN to practice squad ... **9/1/18** - Waived/injured by MIN ... **2018** - Signed by MIN as UDFA

CRAIG JAMES CB | 31

GO BIRDS

2020 GAME-BY-GAME STATISTICS (PHI)

Date	Opp		GP/S	Tot	Solo	Sk	Int	PD	FF	FR	Snaps	Pct
Sep 13	at Was	L	1/0	0	0	0.0	0	0	0	0	0	0%
Sep 20	LAR	L	0/0	RESERVE/INJURED								
Sep 27	Cin	T	0/0	RESERVE/INJURED								
Oct 4	at SF	W	0/0	RESERVE/INJURED								
Oct 11	at Pit	L	1/0	0	0	0.0	0	0	0	0	13	17%
Oct 18	Bal	L	1/0	0	0	0.0	0	0	0	0	1	1%
Oct 22	NYG	W	1/0	0	0	0.0	0	0	0	0	0	0%
Nov 1	Dal	W	0/0	INACTIVE								
Nov 15	at NYG	L	0/0	INACTIVE								
Nov 22	at Cle	L	0/0	RESERVE/INJURED								
Nov 30	Sea	L	0/0	RESERVE/INJURED								
Dec 6	at GB	L	0/0	RESERVE/INJURED								
Dec 13	NO	W	0/0	RESERVE/INJURED								
Dec 20	at Ari	L	0/0	RESERVE/INJURED								
Dec 27	at Dal	L	0/0	RESERVE/INJURED								
Jan 3	Was	L	0/0	RESERVE/INJURED								
Totals			**4/0**	**0**	**0**	**0.0**	**0**	**0**	**0**	**0**	**14**	**1%**

2019 GAME-BY-GAME STATISTICS (PHI)

Date	Opp		GP/S	Tot	Solo	Sk	Int	PD	FF	FR	Snaps	Pct
Sep 8	Atl	W	---	EAGLES PRACTICE SQUAD								
Sep 15	at GB	L	1/0	0	0	0.0	0	0	0	0	1	2%
Sep 22	Oak	W	---	EAGLES PRACTICE SQUAD								
Sep 29	at Chi	L	1/0	0	0	0.0	0	1	0	0	2	3%
Oct 6	at NYG	W	1/1	3	2	0.0	0	1	0	0	57	97%
Oct 13	Phi	W	1/0	2	2	0.0	0	0	0	0	5	7%
Oct 20	at Det	W	1/0	1	1	0.0	0	0	0	0	4	6%
Oct 24	Was	W	1/0	0	0	0.0	0	0	0	0	0	0%
Nov 3	at KC	L	1/0	0	0	0.0	0	0	0	0	0	0%
Nov 17	NE	L	1/0	0	0	0.0	0	0	0	0	0	0%
Nov 24	Sea	L	1/0	0	0	0.0	0	0	0	0	0	0%
Dec 1	at Mia	L	1/0	0	0	0.0	0	0	0	0	0	0%
Dec 9	NYG	W	1/0	0	0	0.0	0	0	0	0	0	0%
Dec 15	at Was	W	1/0	0	0	0.0	0	0	0	0	0	0%
Dec 22	Dal	W	1/0	0	0	0.0	0	0	0	0	0	0%
Dec 29	at NYG	W	1/0	0	0	0.0	0	0	0	0	0	0%
Totals			**14/1**	**6**	**5**	**0.0**	**0**	**2**	**0**	**0**	**69**	**7%**
PLAYOFFS												
Jan 5	Sea	L	1/0	0	0	0.0	0	0	0	0	0	0%
Totals			**1/0**	**0**	**0**	**0.0**	**0**	**0**	**0**	**0**	**0**	**0%**

2018 GAME-BY-GAME STATISTICS (MIN)

Date	Opp		GP/S	Tot	Solo	Sk	Int	PD	FF	FR	Snaps	Pct
NOT ON NFL ROSTER												
NOT ON NFL ROSTER												
NOT ON NFL ROSTER												
NOT ON NFL ROSTER												
NOT ON NFL ROSTER												
NOT ON NFL ROSTER												
Oct 21	at NYJ	W	---	VIKINGS PRACTICE SQUAD								
Oct 28	NO	L	---	VIKINGS PRACTICE SQUAD								
Nov 4	Det	W	---	VIKINGS PRACTICE SQUAD								
Nov 18	at Chi	L	---	VIKINGS PRACTICE SQUAD								
Nov 25	GB	W	---	VIKINGS PRACTICE SQUAD								
Dec 2	at NE	L	1/0	0	0	0.0	0	0	0	0	0	0%
Dec 10	at Sea	L	1/0	0	0	0.0	0	0	0	0	0	0%
Dec 16	Mia	W	0/0	INACTIVE								
Dec 23	at Det	W	0/0	INACTIVE								
Dec 30	Chi	L	1/0	0	0	0.0	0	0	0	0	0	0%
Totals			**3/0**	**0**	**0**	**0.0**	**0**	**0**	**0**	**0**	**0**	**0%**



KERRYON JOHNSON

RUNNING BACK | 34

Height: 5-11 **Weight:** 211 **DOB:** June 30, 1997 (Age 24)
NFL Experience: 4th Year *(1st with Eagles)* **Draft:** D2-18 (43rd overall) by DET **Acquired:** W-Det-21
College: Auburn **Hometown (HS):** Huntsville, AL (Madison Academy)

CAREER STATISTICS

			RUSHING					RECEIVING						OFF SNAPS	
Year	**Team**	**GP/S**	**Att**	**Yds**	**Avg**	**Lg**	**TD**	**Rec**	**Yds**	**Avg**	**Lg**	**TD**	**TYS**	**No**	**Pct**
2018	Detroit	10/7	118	641	5.4	71	3	32	213	6.7	24	1	854	346	32%
2019	Detroit	8/7	113	403	3.6	20	3	10	127	12.7	36t	1	530	274	25%
2020	Detroit	16/2	52	181	3.5	14	2	19	187	9.8	20	1	368	295	28%
Totals		**34/16**	**283**	**1,225**	**4.3**	**71**	**8**	**61**	**527**	**8.6**	**36t**	**3**	**1,752**	**---**	**---**

ADDITIONAL STATISTICS

Fumbles/Lost: 3/3 - 2020 (1/1), 2019 (1/1), 2018 (1/1)

CAREER HIGHS

Rush Attempts	26	9/29/19 vs. KC
Rushing Yards	158	10/21/18 at Mia.
Rushing Long	71	10/21/18 at Mia.
Rushing TDs	1	8x, last: 12/13/20 vs. GB
Receptions	6	2x, last: 11/11/18 at Chi.
Receiving Yards	69	10/28/18 vs. Sea.
Receiving Long	36t	9/15/19 vs. LAC
Receiving TDs	1	3x, last: 11/1/20 vs. Ind.
Scrimmage Yards	179	10/21/18 at Mia.
Offensive TDs	2	11/11/18 at Chi.

Hobbies: Playing *Call of Duty* on his Xbox ... **Bucket list:** Travel to New Zealand ... **If he could play another sport, what position:** Shortstop in baseball ... **Biggest inspiration in his life:** His dad, Kerry ... **Favorite athlete growing up:** Reggie Bush ... **Favorite artist:** Kendrick Lamar ... **Favorite movie:** *Lord of the Rings*

2020 SEASON - LIONS

- Appeared in all 16 games (two starts) and recorded 368 scrimmage yards in 295 offensive snaps (28%) ... Rushed 52 times for 181 yards and 2 TDs and posted 19 catches for 187 yards
- Produced a season-best 98 scrimmage yards (46 rushing, 52 receiving) on 15 touches vs. Hou. (11/26/20)

2019 SEASON - LIONS

- Saw action in 274 offensive snaps (25%) over eight contests and combined for 530 scrimmage yards ... Registered 403 yards with 3 TDs on 113 carries as well as 127 yards on 10 catches
- Totaled 125 yards on a career-high 26 rush attempts (4.8 avg.) vs. KC (9/29/19) ... Added 2 receptions for 32 yards
- Posted a career-long 36-yard receiving TD in the win vs. LAC (9/15/19) ... Finished the game with 88 scrimmage yards

2018 SEASON - LIONS

- Rushed 118 times for 641 yards (5.4 avg.) and 3 TDs and logged 32 receptions for 213 yards and 1 TD over 346 offensive snaps (32%) as a rookie ... Ranked 2nd in the NFL in yards per carry, trailing only **Aaron Jones** (5.5) (min. 100 attempts)
- Tallied a career-high-tying 6 catches for 38 yards, including a 13-yard TD reception at Chi. (11/11/18) ... Added 14 rushes for 51 yards and 1 TD, marking his first career multi-TD game
- Produced career highs in receptions (6) and receiving yards (69) vs. Sea. (10/28/18) ... Finished with 91 scrimmage yards
- Notched a career-high 158 yards on 19 rush attempts in the win at Mia. (10/21/18) ... Marked the most rushing yards by a Lions rookie since **Kevin Jones** on 12/5/04 vs. Arizona (196) ... His career-long 71-yard rushing TD was the longest run by a Lion since **Jahvid Best**'s 88-yard carry on 10/10/11 vs. Chicago
- Registered 101 yards on 16 carries (6.3 avg.) in the win vs. NE (9/23/18) ... Marked his first career 100+ yard performance

COLLEGE HIGHLIGHTS

- Played collegiately at Auburn (2015-17), where he totaled 2,494 rushing yards and 32 TDs on 519 carries (4.8 avg.) in 36 career games ... Added 55 receptions for 478 yards and 2 TDs
- Named the 2017 SEC Player of the Year and first-team All-SEC after rushing for a career-high 1,391 yards and 18 TDs

KERRYON JOHNSON RB | 34

GO BIRDS

2020 GAME-BY-GAME STATISTICS (DETROIT)

				RUSHING					RECEIVING						SNAPS	
Date	**Opp**		**GP/S**	**Att**	**Yds**	**Avg**	**Lg**	**TD**	**Rec**	**Yds**	**Avg**	**Lg**	**TD**	**TYS**	**No**	**Pct**
Sep 13	Chi	L	1/1	7	14	2.0	5	0	0	0	---	--	0	14	20	26%
Sep 20	at GB	L	1/1	8	32	4.0	8	1	0	0	---	--	0	32	19	32%
Sep 27	at Ari	W	1/0	3	16	5.3	9	0	1	14	14.0	14	0	30	20	30%
Oct 4	NO	L	1/0	3	9	3.0	5	0	1	3	3.0	3	0	12	11	18%
Oct 18	at Jax	W	1/0	4	9	2.3	9	0	1	11	11.0	11	0	20	17	22%
Oct 25	at Atl	W	1/0	0	0	---	--	0	0	0	---	--	0	0	14	23%
Nov 1	Ind	L	1/0	0	0	---	--	0	2	15	7.5	9t	1	15	11	18%
Nov 8	at Min	L	1/0	4	29	7.3	14	0	3	36	12.0	13	0	65	25	33%
Nov 15	Was	W	1/0	1	3	3.0	3	0	0	0	---	--	0	3	9	15%
Nov 22	at Car	L	1/0	6	17	2.8	8	0	2	21	10.5	14	0	38	39	70%
Nov 26	Hou	L	1/0	11	46	4.2	8	0	4	52	13.0	20	0	98	39	48%
Dec 6	at Chi	W	1/0	3	3	1.0	2	0	2	8	4.0	5	0	11	30	44%
Dec 13	GB	L	1/0	2	3	1.5	2t	1	1	10	10.0	10	0	13	14	21%
Dec 20	at Ten	L	1/0	0	0	---	--	0	0	0	---	--	0	0	7	11%
Dec 26	TB	L	1/0	0	0	---	--	0	2	17	8.5	10	0	17	11	21%
Jan 3	Min	L	1/0	0	0	---	--	0	0	0	---	--	0	0	9	16%
Totals			**16/2**	**52**	**181**	**3.5**	**14**	**2**	**19**	**187**	**9.8**	**20**	**1**	**368**	**295**	**28%**

100+ YARD RUSHING GAMES (3)

Date	Opponent	Yds
10/21/18	at Miami Dolphins (W, 32-21)	158
9/29/19	vs. Kansas City Chiefs (L, 30-34)	125
9/23/18	vs. New England Patriots (W, 26-10)	101

BIRDSEED

- Attended Madison Academy (AL) High School ... Named a 2014 *USA Today* All-American and Alabama Mr. Football after leading Madison Academy to its third-straight state championship ... The three-time first-team All-State selection ended his senior year with 1,659 rushing yards, 25 rushing TDs, 598 receiving yards, 8 receiving TDs, 71 tackles, 5 FFs and 6 INTs

TRANSACTIONS

- **5/7/21** - Claimed off waivers by PHI ... **5/6/21** - Waived by DET ... **12/21/19** - Activated from Reserve/Injured ... **10/22/19** - Placed on Reserve/Injured ... **12/18/18** - Placed on Reserve/Injured ... **2018** - Drafted by DET in 2nd round (43rd overall)

KERRYON JOHNSON RB | 34

GO BIRDS

2019 GAME-BY-GAME STATISTICS (DETROIT)

				RUSHING					RECEIVING						SNAPS	
Date	**Opp**		**GP/S**	**Att**	**Yds**	**Avg**	**Lg**	**TD**	**Rec**	**Yds**	**Avg**	**Lg**	**TD**	**TYS**	**No**	**Pct**
Sep 8	at Ari	T	1/1	16	49	3.1	9	0	2	13	6.5	7	0	62	48	57%
Sep 15	LAC	W	1/1	12	41	3.4	9	0	2	47	23.5	36t	1	88	33	55%
Sep 22	at Phi	W	1/1	20	36	1.8	11	1	1	7	7.0	7	0	43	47	77%
Sep 29	KC	L	1/1	26	125	4.8	14	0	2	32	16.0	22	0	157	53	70%
Oct 14	at GB	L	1/1	13	34	2.6	8	1	2	27	13.5	20	0	61	39	71%
Oct 20	Min	L	1/1	5	23	4.6	6	0	0	0	---	--	0	23	11	15%
Oct 27	NYG	W	0/0	RESERVE/INJURED												
Nov 3	at Oak	L	0/0	RESERVE/INJURED												
Nov 10	at Chi	L	0/0	RESERVE/INJURED												
Nov 17	Dal	L	0/0	RESERVE/INJURED												
Nov 24	at Was	L	0/0	RESERVE/INJURED												
Nov 28	Chi	L	0/0	RESERVE/INJURED												
Dec 8	at Min	L	0/0	RESERVE/INJURED												
Dec 15	TB	L	0/0	RESERVE/INJURED												
Dec 22	at Den	L	1/0	10	42	4.2	8	0	1	1	1.0	1	0	43	16	32%
Dec 29	GB	L	1/1	11	53	4.8	20	1	0	0	---	--	0	53	27	45%
Totals			**8/7**	**113**	**403**	**3.6**	**20**	**3**	**10**	**127**	**12.7**	**36t**	**1**	**530**	**274**	**25%**

2018 GAME-BY-GAME STATISTICS (DETROIT)

				RUSHING					RECEIVING						SNAPS	
Date	**Opp**		**GP/S**	**Att**	**Yds**	**Avg**	**Lg**	**TD**	**Rec**	**Yds**	**Avg**	**Lg**	**TD**	**TYS**	**No**	**Pct**
Sep 10	NYJ	L	1/0	5	17	3.4	9	0	3	20	6.7	9	0	37	16	23%
Sep 16	at SF	L	1/0	8	43	5.4	21	0	5	23	4.6	8	0	66	36	47%
Sep 23	NE	W	1/0	16	101	6.3	15	0	2	9	4.5	5	0	110	32	44%
Sep 30	at Dal	L	1/1	9	55	6.1	32	1	1	1	1.0	1	0	56	20	37%
Oct 7	GB	W	1/1	12	70	5.8	24	0	2	15	7.5	12	0	85	29	47%
Oct 21	at Mia	W	1/1	19	158	8.3	71	0	2	21	10.5	15	0	179	38	59%
Oct 28	Sea	L	1/1	8	22	2.8	7	0	6	69	11.5	24	0	91	48	81%
Nov 4	at Min	L	1/1	12	37	3.1	6	0	3	7	2.3	11	0	44	39	56%
Nov 11	at Chi	L	1/1	14	51	3.6	10	1	6	38	6.3	13t	1	89	55	71%
Nov 18	Car	W	1/1	15	87	5.8	24	1	2	10	5.0	7	0	97	33	51%
Nov 22	Chi	L	0/0	INACTIVE												
Dec 2	LAR	L	0/0	INACTIVE												
Dec 9	at Ari	W	0/0	INACTIVE												
Dec 16	at Buf	L	0/0	INACTIVE												
Dec 23	Min	L	0/0	RESERVE/INJURED												
Dec 30	at GB	W	0/0	RESERVE/INJURED												
Totals			**10/7**	**118**	**641**	**5.4**	**71**	**3**	**32**	**213**	**6.7**	**24**	**1**	**854**	**346**	**32%**

LANE JOHNSON

TACKLE | 65

Height: 6-6 **Weight:** 325 **DOB:** May 8, 1990 (Age 31)
NFL Experience: 9th Year *(9th with Eagles)* **Draft:** D1-13 (4th overall) by PHI
College: Oklahoma **Hometown (HS):** Groveton, TX (Groveton)

All-Pro: 2017 **Pro Bowl:** 2018, 2019, 2020 **Super Bowl Champion:** 2017 (LII)

CAREER STATISTICS

			STARTS		OFF SNAPS	
Year	**Team**	**GP/S**	**LT**	**RT**	**No**	**Pct**
2013	Philadelphia	16/16	0	16	1,102	100%
2014	Philadelphia	12/12	0	12	889	76%
2015	Philadelphia	16/16	2	14	1,156	100%
2016	Philadelphia	6/6	0	6	407	36%
2017	Philadelphia	15/15	0	15	964	85%
2018	Philadelphia	15/15	0	15	962	88%
2019	Philadelphia	12/12	0	12	773	65%
2020	Philadelphia	7/7	0	7	404	36%
Totals		**99/99**	**2**	**97**	**---**	**---**
PLAYOFFS						
2013	Philadelphia	1/1	0	1	58	100%
2017	Philadelphia	3/3	0	3	207	100%
2018	Philadelphia	2/2	0	2	119	100%
2019	Philadelphia	0/0	0	0	0	0%
Totals		**6/6**	**0**	**6**	**---**	**---**

First job: Grave digger in high school ... **Biggest pet peeve:** Drivers that take a long time to make a turn ... **Hobbies:** Hunting and fishing ... **Favorite teams/athletes growing up:** Houston Rockets, Green Bay Packers and Brett Favre ... **If he could play another sport, what position/team:** Small forward, Houston Rockets ... **Favorite movie:** *Forrest Gump* ... **Favorite TV show:** *Impractical Jokers* ... **Three favorite throwback jerseys:** Hakeem Olajuwon, Rockets; Michael Vick, Falcons; Bo Jackson, Raiders

CAREER HIGHLIGHTS

- Is a three-time **Pro Bowl** selection (2018, '19, '20), 2017 *Associated Press* first-team **All-Pro** honoree and **Super Bowl LII** champion ... Is tied for the 2nd-most Pro Bowls by an OT in franchise history, behind **Jason Peters** (seven) ... Is also one of only three Eagles OTs to earn three consecutive Pro Bowl nods, joining Peters (2013-16) and **Frank "Bucko" Kilroy** (1953-55)
- In 2019, was part of an OL that became the fourth unit in Eagles history to send three players to the Pro Bowl (also **Brandon Brooks** and **Jason Kelce**) ... Allowed only 1 sack in 773 offensive snaps and helped the team rank 3rd in red zone TD efficiency (66.7%) and 4th in third-down conversion rate (45.4%)
- Blocked for one of the most dominant OLs in the league during Philadelphia's **Super Bowl LII**-winning season in 2017 ... Contributed to just the fifth OL in Eagles history to feature multiple All-Pros (also Kelce, both first-team selections) ... Helped the Eagles lead the NFL in red zone offense (65.5%) and rank 3rd in rushing offense (132.2 ypg) and offensive points per game (26.3)
- Helped Philadelphia finish 3rd in points per game (29.6), 5th in total offense (396.8 ypg), 6th in passing offense (272.3 ypg) and 9th in rushing offense (124.5 ypg) while setting team records in points (474) and TDs (54) during the 2014 season ... Surrendered only 1 sack in 889 offensive snaps
- Started all 16 games as a rookie and paved the way for the NFL's leading rusher – **LeSean McCoy** (1,607 yards) – in 2013 ... Was a member of the league's 2nd-ranked offense (417.3 ypg), which also ranked 1st in rushing (160.4 ypg) and 4th in scoring (27.6) ... Became the first Eagles rookie OT to start in a season opener since **John Welbourn** in 1999

COLLEGE HIGHLIGHTS

- As a senior in 2012, started 11 games at LT and garnered third-team All-America honors from CBSSports.com and second-team All-Big 12 recognition from the league's coaches ... Anchored a Sooners offense that ranked 12th in the nation with 497.9 total yards per game and posted a team-best 123 knockdowns ... Led the conference with 19 TD-resulting blocks
- Started 12 games at RT as a junior in 2011, as Oklahoma ranked 10th nationally in scoring (39.5 ppg), 5th in offense (512.3 ypg), 5th in passing (349.4 ypg) and 7th in fewest sacks allowed (11)
- Began his sophomore season in 2010 as a TE before converting to the defensive line ... Redshirted in 2009 after transferring
- Appeared in nine games as a reserve QB at Kilgore College (TX) in 2008, completing 32-of-61 (52.5%) attempts for 510 yards, 3 TDs and 7 INTs, while adding 24 yards and 1 TD on 17 carries

BIRDSEED

- During quarantine amid the COVID-19 pandemic, launched his own podcast, "Outside the Lane," which streamed on Instagram Live and is archived on YouTube ... The project found success almost immediately and has featured a wide array of guests, including "Stone Cold" Steve Austin, Charles Barkley, Brett Favre, Bryce Harper, Bob Saget and Mike Trout, among others

LANE JOHNSON T | 65

GO BIRDS

- Majored in human relations at Oklahoma
- Began his collegiate career at Kilgore College (TX), where at 202 pounds he was the Rangers' QB in 2008 ... After transferring to Oklahoma as a TE in 2009, he redshirted for one year before playing TE and DE in 2010 ... Settled in as a RT in 2011 prior to transitioning to the left side of the OL in 2012
- Attended Groveton (TX) High School, where he played QB and S and was an all-region and all-state selection ... Also participated in baseball, basketball and track and field ... Placed 4th in the shot put at the state's track championships ... His graduating class had just 35 students (Groveton's population in 2010 was 1,057)
- Did not start playing football until the 7th grade, when he was a QB for his middle school team in Coldspring, TX
- Credits his mother, Ray Ann, for helping him get to where he is today ... Ray Ann has a degree in criminal justice and works as a social worker with death-row inmates at a prison in Riverside, TX ... Purchased his mother a new home in 2014

TRANSACTIONS

- **12/2/20** - Placed on Reserve/Injured ... **8/11/20** - Activated from Reserve/COVID-19 ... **7/29/20** - Placed on Reserve/COVID-19 ... **11/29/19** - Signed by PHI to 4-year contract extension ... **12/20/16** - Activated from Reserve/Suspended ... **10/11/16** - Suspended by NFL for 10 games ... **1/29/16** - Signed by PHI to 6-year contract through 2021 ... **9/29/14** - Activated from Reserve/Suspended ... **7/23/14** - Suspended by NFL for four games ... **2013** - Drafted by PHI in 1st round (4th overall)

PATRICK JOHNSON

LINEBACKER | 48

Height: 6-2 **Weight:** 248 **DOB:** Jan. 10, 1998 (Age 23)
NFL Experience: Rookie *(1st with Eagles)* **Draft:** D7-21 (234th overall) by PHI
College: Tulane **Hometown (HS):** Chattanooga, TN (Notre Dame)

COLLEGE STATISTICS

			TACKLES					PASS DEFENSE					FUMBLES			DEF SNAPS	
Year	**College**	**GP**	**Total**	**Solo**	**Asst**	**TFL**	**Sacks**	**Int**	**Yds**	**Lg**	**TD**	**PD**	**FF**	**FR**	**Yds**	**No**	**Pct**
2017	Tulane	12	12	6	6	1	0.0	0	0	--	0	0	0	0	0	---	---
2018	Tulane	13	49	34	15	16	10.5	0	0	--	0	5	4	1	0	---	---
2019	Tulane	13	35	24	11	8.5	4.0	0	0	--	0	4	0	0	0	---	---
2020	Tulane	11	39	28	11	14.5	10.0	0	0	--	0	2	2	0	0	---	---
Totals		**49**	**135**	**92**	**43**	**40**	**24.5**	**0**	**0**	**--**	**0**	**11**	**6**	**1**	**0**	**---**	**---**

COLLEGE HIGHLIGHTS

- Played collegiately at Tulane, where he totaled 135 tackles (92 solo), 40 TFLs, 24.5 sacks, 11 PDs, 6 FFs and 1 FR in 49 career games ... Finished as the Green Wave's all-time sacks leader
- Garnered first-team All-AAC accolades following his senior year in 2020, when he notched 14.5 TFLs and 10.0 sacks
- As a junior in 2019, started all 13 games and led Tulane in TFLs (8.5) and sacks (4.0) en route to second-team All-AAC honors
- Played in all 13 games (12 starts) as a sophomore in 2018 and received All-AAC recognition after leading the team and ranking second in the conference with a career-high 10.5 sacks

BIRDSEED

- Attended Notre Dame (TN) High School ... Has an older sister and a younger sister ... Majored in health and wellness

TRANSACTIONS

- **2021** - Drafted by PHI in 7th round (234th overall)

LUKE JURIGA

CENTER | 74

(pronounced juh-REE-guh)

Height: 6-4 **Weight:** 301 **DOB:** June 7, 1997 (Age 24)
NFL Experience: 2nd Year *(2nd with Eagles)* **Draft:** UDFA-20 by PHI
College: Western Michigan **Hometown (HS):** Aurora, IL (Marmion Academy)

CAREER STATISTICS

			STARTS	OFF SNAPS	
Year	**Team**	**GP/S**	**C**	**No**	**Pct**
2020	Philadelphia	13/0	0	13	1%
Totals		**13/0**	**0**	**---**	**---**

CAREER HIGHLIGHTS

- Played in 13 games as a rookie in 2020, appearing in 13 offensive snaps (1%) and 35 special teams snaps (8%) ... Made his NFL debut in the 25-20 victory at SF (10/4/20)

COLLEGE HIGHLIGHTS

- Started all 52 career games he played in at Western Michigan ... Totaled 890+ snaps in each of his last three seasons ... Was part of the 3rd-winningest senior class in program history
- Played RG his first three seasons before shifting to C in 2019
- Received 2019 All-America honors from *Phil Steele* and was a three-time All-Mid-American Conference choice (second team in 2017 and first team in 2018 and 2019) ... Also named a four-time Academic All-MAC honoree (2016-19) and three time MAC Distinguished Scholar Athlete (2017-19)

BIRDSEED

- Earned a degree in manufacturing engineering technology
- Prepped at the Marmion Academy (IL) ... During his high school career, was named Chicago Catholic League Co-Offensive Player of the Year as well as a 6A All-State selection
- Is the son of Jim and Denise Juriga ... Jim played three seasons in the NFL and started on the OL for the Super Bowl XXIV Champion Denver Broncos ... Denise played volleyball at Illinois

TRANSACTIONS

- **10/3/20** - Signed by PHI to active roster from practice squad ... **9/6/20** - Signed by PHI to practice squad ... **9/3/20** - Waived by PHI ... **2020** - Signed by PHI as UDFA



JASON KELCE

CENTER | 62

Height: 6-3 **Weight:** 295 **DOB:** Nov. 5, 1987 (Age 33)
NFL Experience: 11th Year *(11th with Eagles)* **Draft:** D6a-11 (191st overall) by PHI
College: Cincinnati **Hometown (HS):** Cleveland, OH (Cleveland Heights)

All-Pro: 2017, 2018, 2019 **Pro Bowl:** 2015, 2017, 2020, 2021 **Super Bowl Champion:** 2017 (LII)

CAREER STATISTICS

			STARTS	OFF SNAPS	
Year	**Team**	**GP/S**	**C**	**No**	**Pct**
2011	Philadelphia	16/16	16	N/A	N/A
2012	Philadelphia	2/2	2	136	12%
2013	Philadelphia	16/16	16	1,095	99%
2014	Philadelphia	12/12	12	828	70%
2015	Philadelphia	16/16	16	1,156	100%
2016	Philadelphia	16/16	16	1,133	100%
2017	Philadelphia	16/16	16	1,079	95%
2018	Philadelphia	16/16	16	1,037	95%
2019	Philadelphia	16/16	16	1,183	100%
2020	Philadelphia	16/16	16	1,124	99%
Totals		**142/142**	**142**	**---**	**---**
PLAYOFFS					
2013	Philadelphia	1/1	1	58	100%
2017	Philadelphia	3/3	3	207	100%
2018	Philadelphia	2/2	2	119	100%
2019	Philadelphia	1/1	1	69	100%
Totals		**7/7**	**7**	**---**	**---**

If he could play another sport, what position/team: Center for the Philadelphia Flyers ... **First job:** Worked a youth hockey camp when he was 14 years old ... **First football team:** Played LB and FB for the Roxboro Rockets in 7th grade ... **Three items needed on deserted island:** Duct tape, lighter, fishing pole ... **Three favorite throwback jerseys:** Chuck Bednarik, Philadelphia Eagles; Jim Brown, Cleveland Browns; Wayne Gretzky, Edmonton Oilers ... **Pregame ritual:** Listens to Christmas music and combs his beard ... **Favorite movies:** *The Big Lebowski* and *The Last Gladiators* ... **Favorite teams/athletes as a kid:** All Cleveland teams, Michael Jordan, Wayne Gretzky and Jerome Bettis

CAREER HIGHLIGHTS

- Is a four-time **Pro Bowl** selection (2015, '17, '20, '21), three-time *Associated Press* first-team **All-Pro** honoree (2017, '18, '19) and **Super Bowl LII** champion ... Owns the most Pro Bowls ever by an Eagles C ... Is one of six NFL Cs to earn three first-team All-Pro nods since the 1970 merger, joining Pro Football Hall of Famers **Dermontti Dawson** (six, 1988-2000), **Mike Webster** (five, 1974-90), **Dwight Stephenson** (four, 1980-87), **Jim Langer** (three, 1970-81) and **Kevin Mawae** (three, 1994-2009) ... Is the ninth player in franchise history to be named first-team All-Pro three times
- Has started 105 consecutive regular-season games, the longest active streak among NFL Cs (longest streak by an Eagles C since the 1970 merger) ... Is the first NFL C with 100+ straight starts in the regular season since **Chris Myers** from 2007-14 (123)
- In 2019, was part of an OL that became the fourth unit in team history to feature three Pro Bowlers (also **Brandon Brooks** and **Lane Johnson**) ... Helped the Eagles rank 3rd in red zone TD efficiency (66.7%) and 4th in third-down conversions (45.4%)
- Did not allow a sack in 1,037 offensive snaps (95%) in 2018
- Blocked for one of the most dominant OLs in the league during Philadelphia's **Super Bowl LII**-winning season in 2017 ... Contributed to just the fifth OL in franchise history to include multiple All-Pros (also Johnson) ... Helped the Eagles lead the NFL in red zone offense (65.5%) and rank 3rd in rushing offense (132.2 ypg) and offensive points per game (26.3)
- A member of the third OL in team history to send three players to the Pro Bowl in 2014, joining **Evan Mathis** and **Jason Peters** ... Helped the Eagles finish 3rd in the league in points per game (29.6), 5th in total offense (396.8 ypg), 6th in passing offense (272.3 ypg) and 9th in rushing offense (124.5 ypg) while setting franchise records in points (474) and TDs (54)
- Paved the way for the top rushing offense (160.4 ypg) in 2013, highlighted by the NFL's leading rusher – **LeSean McCoy** (1,607 yards) ... Philadelphia also ranked 2nd in the league in total offense (417.3 ypg) and 4th in scoring offense (27.6 ppg)
- In 2011, became the first Eagles rookie OL to start all 16 games since **Doug Brzezineski** in 1999 (first Eagles rookie C to do so) ... Surrendered only 1 sack during his debut season

COLLEGE HIGHLIGHTS

- Played in 47 career games at Cincinnati and started each of his final 38 contests at LG (26) and C (12) ... Started all 12 games at C during his senior season in 2010, earning All-America honorable mention and first-team All-Big East accolades ... Named second-team All-Big East following the 2008-09 seasons
- Added more than 40 pounds to his frame in the 2007 offseason and transitioned to OL ... Originally joined Cincinnati's team as a walk-on in 2006, when he received Scout Team Defensive Player of the Year honors as a 240-pound LB

JASON KELCE C | 62

GO BIRDS

BIRDSEED

- Dressed in Mummers regalia at the podium atop the steps of the Philadelphia Museum of Art, closed the **Super Bowl LII** Parade of Champions with an emotional, powerful and iconic speech that solidified his unique place in Philadelphia folklore ... Inspired by the "underdog" theme associated with the playoff run, delivered an ode to his teammates and the city's resilient spirit
- Graduated from Cincinnati with a degree in marketing
- Comes from a football lineage, as his younger brother, Travis, was a teammate at Cincinnati (2008-10) playing TE and was drafted by Kansas City in the 3rd round in 2013 ... His uncle, Don Blalock Jr., played DT for Purdue (1976-77) and his grandfather, Don Blalock, played football at Ohio University
- Is the son of Donna and Ed Kelce ... Donna works in banking and Ed is a sales rep in the steel business ... He and his wife, Kylie, have two daughters, Wyatt Elizabeth and Elliotte Ray

TRANSACTIONS

- **3/2/19** - Agreed to terms with PHI on 1-year contract extension ... **2/27/14** - Signed by PHI to 7-year contract extension ... **9/8/12** - Placed on Reserve/Injured ... **2011** - Drafted by PHI in 6th round (191st overall)

RYAN KERRIGAN

DEFENSIVE END | 90

Height: 6-4 **Weight:** 265 **DOB:** Aug. 16, 1988 (Age 33)
NFL Experience: 11th Year *(1st with Eagles)* **Draft:** D1-11 (16th overall) by WAS **Acquired:** FA-Was-21
College: Purdue **Hometown (HS):** Muncie, IN (Muncie Central)

Pro Bowl: 2013, 2017, 2018, 2019 **All-Rookie:** 2011

CAREER STATISTICS

			TACKLES					PASS DEFENSE					FUMBLES			DEF SNAPS	
Year	**Team**	**GP/S**	**Total**	**Solo**	**Asst**	**TFL**	**Sacks**	**Int**	**Yds**	**Lg**	**TD**	**PD**	**FF**	**FR**	**Yds**	**No**	**Pct**
2011	Washington	16/16	64	42	22	9	7.5	1	9	9t	1	4	4	0	0	N/A	N/A
2012	Washington	16/16	54	42	12	10	8.5	1	28	28t	1	8	2	1	0	1,065	99%
2013	Washington	16/16	66	47	19	15	8.5	0	0	--	0	3	4	0	0	974	95%
2014	Washington	16/16	64	51	13	18	13.5	0	0	--	0	1	5	1	0	978	95%
2015	Washington	16/16	42	33	9	12	9.5	0	0	--	0	3	2	0	0	889	84%
2016	Washington	16/16	33	26	7	18	11.0	0	0	--	0	2	2	0	0	786	72%
2017	Washington	16/16	46	34	12	15	13.0	1	24	24t	1	1	3	0	0	820	75%
2018	Washington	16/16	43	30	13	11	13.0	0	0	--	0	1	3	1	0	819	79%
2019	Washington	12/12	25	16	9	6	5.5	0	0	--	0	1	1	0	0	642	57%
2020	Washington	16/1	17	9	8	5	5.5	0	0	--	0	1	0	1	6	397	38%
Totals		**156/141**	**454**	**330**	**124**	**119**	**95.5**	**3**	**61**	**28t**	**3**	**25**	**26**	**4**	**6**	**---**	**---**
PLAYOFFS																	
2012	Washington	1/1	4	2	2	0	0.0	0	0	--	0	0	0	0	0	71	100%
2015	Washington	1/1	2	1	1	0	0.0	0	0	--	0	1	0	0	0	75	100%
2020	Washington	1/0	0	0	0	0	0.0	0	0	--	0	0	0	0	0	27	36%
Totals		**3/2**	**6**	**3**	**3**	**0**	**0.0**	**0**	**0**	**--**	**0**	**1**	**0**	**0**	**0**	**---**	**---**

CAREER HIGHS

Tackles	9	10/12/14 at Ari.
Sacks	4.0	9/14/14 vs. Jax.
INTs	1	3x, last: 9/10/17 vs. Phi.
PDs	2	3x, last: 12/16/12 at Cle.
FFs	2	11/13/11 at Mia.
FRs	1	4x, last: 9/13/20 vs. Phi.

CAREER HIGHLIGHTS

- A four-time **Pro Bowl** selection (2013, '17, '18, '19) and two-time PFWA **All-NFC** honoree (2016, '17) ... Finished his career in Washington as the franchise's all-time leader in sacks (95.5)
- Is one of five players in NFL history to record 7.5+ sacks in each of the first eight years of their career (since 1982), joining **Jared Allen**, **Derrick Thomas**, **DeMarcus Ware** and **Reggie White**
- Voted to the 2011 PFWA **All-Rookie** Team

2020 SEASON - WASHINGTON

- Produced 17 tackles (9 solo), 5.5 sacks, 5 TFLs, 1 PD and 1 FR
- Surpassed **Dexter Manley** (91.0, 1982-89) for the most sacks in franchise history in the season opener vs. Phi. (9/13/20)

2019 SEASON - WASHINGTON

- Logged 25 tackles (16 solo), 6 TFLs, 5.5 sacks, 1 PD and 1 FF
- Rendered inactive due to injury at Car. (12/1/19), which marked his first ever NFL game missed ... Snapped a streak of 140 consecutive games (all starts) to begin his career

2018 SEASON - WASHINGTON

- Led the defense in both sacks (13.0) and QB hits (19) ... Also totaled 43 tackles (30 solo) with 11 TFLs, 1 PD, 3 FFs and 1 FR
- Tied **Charles Mann** for the 2nd-most seasons with double-digit sacks (four) in franchise history at Jax. (12/16/18)

2017 SEASON - WASHINGTON

- Finished the season with a team-high 13.0 sacks along with 46 tackles (34 solo), 3 FFs and 1 INT (returned for a TD)

RYAN KERRIGAN DE | 90

GO BIRDS

2020 GAME-BY-GAME STATISTICS (WAS)												
Date	**Opp**		**GP/S**	**Tot**	**Solo**	**Sk**	**Int**	**PD**	**FF**	**FR**	**Snaps**	**Pct**
Sep 13	Phi	W	1/0	2	2	2.0	0	0	0	1	22	32%
Sep 20	at Ari	L	1/0	0	0	0.0	0	0	0	0	23	30%
Sep 27	at Cle	L	1/0	3	1	0.0	0	0	0	0	41	65%
Oct 4	Bal	L	1/1	0	0	0.0	0	0	0	0	29	51%
Oct 11	LAR	L	1/0	0	0	0.0	0	0	0	0	21	31%
Oct 18	at NYG	L	1/0	1	1	1.0	0	0	0	0	7	15%
Oct 25	Dal	W	1/0	2	1	1.0	0	0	0	0	16	28%
Nov 8	NYG	L	1/0	1	0	0.5	0	0	0	0	29	38%
Nov 15	at Det	L	1/0	0	0	0.0	0	0	0	0	23	39%
Nov 22	Cin	W	1/0	3	3	1.0	0	0	0	0	27	40%
Nov 26	at Dal	W	1/0	0	0	0.0	0	0	0	0	30	51%
Dec 7	at Pit	W	1/0	1	0	0.0	0	0	0	0	30	42%
Dec 13	at SF	W	1/0	1	0	0.0	0	1	0	0	37	46%
Dec 20	Sea	L	1/0	0	0	0.0	0	0	0	0	24	42%
Dec 27	Car	L	1/0	1	0	0.0	0	0	0	0	22	33%
Jan 3	at Phi	W	1/0	2	1	0.0	0	0	0	0	16	24%
Totals			**16/1**	**17**	**9**	**5.5**	**0**	**1**	**0**	**1**	**397**	**38%**
PLAYOFFS												
Jan 9	TB	L	1/0	0	0	0.0	0	0	0	0	27	36%
Totals			**1/0**	**0**	**0**	**0.0**	**0**	**0**	**0**	**0**	**27**	**36%**

2019 GAME-BY-GAME STATISTICS (WAS)												
Date	**Opp**		**GP/S**	**Tot**	**Solo**	**Sk**	**Int**	**PD**	**FF**	**FR**	**Snaps**	**Pct**
Sep 8	at Phi	L	1/1	1	0	0.0	0	0	0	0	58	78%
Sep 15	Dal	L	1/1	2	2	1.0	0	0	0	0	49	71%
Sep 23	Chi	L	1/1	0	0	0.0	0	0	0	0	54	86%
Sep 29	at NYG	L	1/1	3	1	0.0	0	0	0	0	53	69%
Oct 6	NE	L	1/1	1	0	0.5	0	1	0	0	64	83%
Oct 13	at Mia	W	1/1	1	1	0.0	0	0	0	0	61	81%
Oct 20	SF	L	1/1	4	2	0.5	0	0	0	0	57	89%
Oct 24	at Min	L	1/1	2	2	0.0	0	0	0	0	51	71%
Nov 3	at Buf	L	1/1	2	1	0.0	0	0	0	0	54	87%
Nov 17	NYJ	L	1/1	4	4	2.0	0	0	1	0	57	81%
Nov 24	Det	W	1/1	4	2	0.5	0	0	0	0	54	73%
Dec 1	at Car	W	0/0	INACTIVE								
Dec 8	at GB	L	1/1	1	1	1.0	0	0	0	0	30	50%
Dec 15	Phi	L	0/0	RESERVE/INJURED								
Dec 22	NYG	L	0/0	RESERVE/INJURED								
Dec 29	at Dal	L	0/0	RESERVE/INJURED								
Totals			**12/12**	**25**	**16**	**5.5**	**0**	**1**	**1**	**0**	**642**	**57%**

- Made his 100th career regular-season start at KC (10/2/17) ... According to *Elias Sports*, became the first Washington player since 1970 to open their career with 100 consecutive starts

2016 SEASON - WASHINGTON

- Became the first Washington player to start all 16 games in six consecutive seasons to begin a career since the adoption of the 16-game schedule in 1978 ... Led the NFL with 18 TFLs and compiled 33 tackles (26 solo), 11.0 sacks, 2 FFs and 2 PDs

2015 SEASON - WASHINGTON

- Accrued 42 tackles (33 solo), 9.5 sacks, 3 PDs and 2 FFs ... Made 2 tackles (1 solo) and 1 PD in the Wild Card vs. GB (1/10/16)

2014 SEASON - WASHINGTON

- Started all 16 games and posted a career-high 13.5 sacks ... Tied for the NFL lead in FFs (5), becoming the first member of Washington to finish atop league rankings in that category since **LaVar Arrington** in 2003 (6) ... Added 64 tackles with 18 TFLs
- Tallied a career-best 4.0 sacks vs. Jax. (9/14/14)

2013 SEASON - WASHINGTON

- Recorded a career-high 66 tackles (47 solo) along with 15 TFLs, 8.5 sacks, 4 FFs and 3 PDs in 16 starts

2012 SEASON - WASHINGTON

- Notched 54 tackles (42 solo), 10 TFLs, 8.5 sacks, 8 PDs, 2 FFs, 1 FR and 1 INT (returned for a TD) in 16 appearances ... Became Washington's first player since the 1970 merger to produce an INT-TD in each of his first two NFL seasons

2011 SEASON - WASHINGTON

- Finished his debut season with 64 tackles (42 solo), 9 TFLs, 7.5 sacks, 4 FFs, 4 PDs and 1 INT (returned for a TD) ... Led the team with 42 QB pressures ... His 4 FFs were a team rookie record
- Named **NFL Defensive Rookie of the Month** for September

RYAN KERRIGAN DE | 90

GO BIRDS

2018 GAME-BY-GAME STATISTICS (WAS)

Date	Opp		GP/S	Tot	Solo	Sk	Int	PD	FF	FR	Snaps	Pct
Sep 9	at Ari	W	1/1	0	0	0.0	0	0	0	0	36	68%
Sep 16	Ind	L	1/1	1	0	0.0	0	0	0	0	50	82%
Sep 23	GB	W	1/1	1	1	0.0	0	0	0	0	57	83%
Oct 8	at NO	L	1/1	3	3	1.0	0	0	0	0	48	73%
Oct 14	Car	W	1/1	1	1	0.0	0	0	0	0	48	80%
Oct 21	Dal	W	1/1	5	4	2.0	0	1	1	0	50	76%
Oct 28	at NYG	W	1/1	4	2	1.5	0	0	0	0	58	83%
Nov 4	Atl	L	1/1	2	2	1.0	0	0	0	0	52	76%
Nov 11	at TB	W	1/1	2	1	0.0	0	0	1	1	44	64%
Nov 18	Hou	L	1/1	3	2	2.0	0	0	0	0	53	84%
Nov 22	at Dal	L	1/1	4	1	0.5	0	0	0	0	64	91%
Dec 3	at Phi	L	1/1	2	2	0.0	0	0	0	0	59	79%
Dec 9	NYG	L	1/1	7	4	1.0	0	0	0	0	54	84%
Dec 16	at Jax	W	1/1	6	5	2.0	0	0	1	0	46	88%
Dec 22	at Ten	L	1/1	1	1	1.0	0	0	0	0	42	75%
Dec 30	Phi	L	1/1	1	1	1.0	0	0	0	0	58	82%
Totals			**16/16**	**43**	**30**	**13.0**	**0**	**1**	**3**	**1**	**819**	**79%**

2017 GAME-BY-GAME STATISTICS (WAS)

Date	Opp		GP/S	Tot	Solo	Sk	Int	PD	FF	FR	Snaps	Pct
Sep 10	Phi	L	1/1	3	2	0.5	1	1	0	0	58	84%
Sep 17	at LAR	W	1/1	1	1	1.0	0	0	1	0	37	74%
Sep 24	Oak	W	1/1	4	4	1.0	0	0	0	0	42	82%
Oct 2	at KC	L	1/1	1	0	0.0	0	0	0	0	57	75%
Oct 15	SF	W	1/1	2	1	1.0	0	0	0	0	56	78%
Oct 23	at Phi	L	1/1	6	2	0.5	0	0	1	0	53	82%
Oct 29	Dal	L	1/1	2	2	2.0	0	0	0	0	54	79%
Nov 5	at Sea	W	1/1	3	2	0.0	0	0	0	0	56	67%
Nov 12	Min	L	1/1	1	1	0.0	0	0	0	0	46	75%
Nov 19	at NO	L	1/1	4	4	1.0	0	0	0	0	55	77%
Nov 23	NYG	W	1/1	5	3	2.0	0	0	0	0	46	81%
Nov 30	at Dal	L	1/1	4	3	0.0	0	0	0	0	56	84%
Dec 10	at LAC	L	1/1	2	2	0.0	0	0	0	0	42	58%
Dec 17	Ari	W	1/1	2	2	0.0	0	0	0	0	63	77%
Dec 24	Den	W	1/1	4	3	2.0	0	0	0	0	39	53%
Dec 31	at NYG	L	1/1	2	2	2.0	0	0	1	0	60	77%
Totals			**16/16**	**46**	**34**	**13.0**	**1**	**1**	**3**	**0**	**820**	**75%**

MULTI-SACK GAMES (19)

Date	Opponent	Sacks
9/14/14	vs. Jacksonville Jaguars (W, 41-10)	4.0
10/16/16	vs. Philadelphia Eagles (W, 27-20)	2.5
9/13/20	vs. Philadelphia Eagles (W, 27-17)	2.0
11/17/19	vs. New York Jets (L, 17-34)	2.0
12/16/18	at Jacksonville Jaguars (W, 16-13)	2.0
11/18/18	vs. Houston Texans (L, 21-23)	2.0
10/21/18	vs. Dallas Cowboys (W, 20-17)	2.0
12/31/17	at New York Giants (L, 10-18)	2.0
12/24/17	vs. Denver Broncos (W, 27-11)	2.0
11/23/17	vs. New York Giants (W, 20-10)	2.0
10/29/17	vs. Dallas Cowboys (L, 19-33)	2.0
11/29/15	vs. New York Giants (W, 20-14)	2.0
10/11/15	at Atlanta Falcons (L, 19-25)	2.0
12/7/14	vs. St. Louis Rams (L, 0-24)	2.0
9/29/13	at Oakland Raiders (W, 24-14)	2.0
9/15/13	at Green Bay Packers (L, 20-38)	2.0
12/23/12	at Philadelphia Eagles (W, 27-20)	2.0
11/13/11	at Miami Dolphins (L, 9-20)	2.0
10/28/18	at New York Giants (W, 20-13)	1.5

COLLEGE HIGHLIGHTS

- Played collegiately at Purdue from 2007-10 … Finished his career tied for the all-time NCAA FBS record with 14 FFs … Tied for the 2nd-most sacks (33.5) in Boilermakers history
- Named the first unanimous All-American at Purdue since 1980 (seventh overall in school history) as a senior … Selected as the Big Ten Defensive Player of the Year … Finished as the runner up for the Ted Hendricks Award (nation's most outstanding DE) and was a semifinalist for the Chuck Bednarik Award, Lombardi Award and Ronnie Lott IMPACT Trophy … Among FBS players, led the country in TFLs (26) and ranked 2nd in FFs (5) and 3rd in sacks (12.5) while leading the Big Ten in all three categories
- Earned second-team All-America and first-team All-Big Ten honors following his junior season … Led the FBS with a school-record-tying 7 FFs, which were the 2nd-most in conference history … Also ranked 3rd nationally with 13.0 sacks

BIRDSEED

- Selected as Washington's 2015 Walter Payton Man of the Year nominee for his work in the D.C. metro area community
- Prepped at Muncie Central (IN) High School, where he lined up at DE and TE on the gridiron … Earned Defensive Lineman of the Year honors in Mr. Football voting and garnered All-State, All-Division 4A and All-North Central League accolades as a senior … Recorded 90 tackles and led the state with 19.0 sacks … Also caught 40 passes for 789 yards (19.7 avg.) and 6 TDs
- Born Patrick Ryan Kerrigan … Father, Brendan, played football at Ball State … Brother, Kyle, was a member of the DePauw swim team … Sisters, Kristina and Kaitlin, played volleyball at the University of Indianapolis and Grace College, respectively … Married his wife, Jessica, during the 2018 offseason

TRANSACTIONS

- **5/17/21** - Agreed to terms with PHI … **12/13/19** - Placed on Reserve/Injured … **7/29/15** - Signed by WAS to mult-year contract extension … **2011** - Drafted by WAS in 1st round (16th overall)

RYAN KERRIGAN DE | 90

GO BIRDS

2016 GAME-BY-GAME STATISTICS (WAS)

Date	Opp		GP/S	Tot	Solo	Sk	Int	PD	FF	FR	Snaps	Pct
Sep 12	Pit	L	1/1	2	2	1.0	0	0	1	0	60	88%
Sep 18	Dal	L	1/1	3	3	0.5	0	0	0	0	57	84%
Sep 25	at NYG	W	1/1	4	4	0.0	0	0	0	0	55	82%
Oct 2	Cle	W	1/1	0	0	0.0	0	0	0	0	8	11%
Oct 9	at Bal	W	1/1	1	1	1.0	0	0	0	0	55	77%
Oct 16	Phi	W	1/1	4	3	2.5	0	0	0	0	42	81%
Oct 23	at Det	L	1/1	1	1	1.0	0	0	0	0	40	75%
Oct 30	at Cin	T	1/1	3	3	1.0	0	1	0	0	69	78%
Nov 13	Min	W	1/1	3	1	0.0	0	0	0	0	52	78%
Nov 20	GB	W	1/1	1	1	1.0	0	0	0	0	51	75%
Nov 24	at Dal	L	1/1	5	2	1.0	0	0	0	0	44	79%
Dec 4	at Ari	L	1/1	2	2	1.0	0	1	0	0	63	83%
Dec 11	at Phi	W	1/1	2	2	1.0	0	0	1	0	62	79%
Dec 19	Car	L	1/1	2	1	0.0	0	0	0	0	52	71%
Dec 24	at Chi	W	1/1	0	0	0.0	0	0	0	0	38	55%
Jan 1	NYG	L	1/1	0	0	0.0	0	0	0	0	38	53%
Totals			**16/16**	**33**	**26**	**11.0**	**0**	**2**	**2**	**0**	**786**	**72%**

2015 GAME-BY-GAME STATISTICS (WAS)

Date	Opp		GP/S	Tot	Solo	Sk	Int	PD	FF	FR	Snaps	Pct
Sep 13	Mia	L	1/1	2	1	0.5	0	1	0	0	56	100%
Sep 20	StL	W	1/1	4	2	0.0	0	0	1	0	52	100%
Sep 24	at NYG	L	1/1	1	1	0.0	0	0	0	0	63	94%
Oct 4	Phi	W	1/1	4	4	1.0	0	0	0	0	48	86%
Oct 11	at Atl	L	1/1	3	3	2.0	0	0	0	0	69	86%
Oct 18	at NYJ	L	1/1	1	0	0.0	0	0	0	0	67	100%
Oct 25	TB	W	1/1	1	1	0.0	0	0	0	0	18	29%
Nov 8	at NE	L	1/1	2	1	0.0	0	0	0	0	73	91%
Nov 15	NO	W	1/1	2	1	0.0	0	0	0	0	44	77%
Nov 22	at Car	L	1/1	3	2	1.0	0	0	0	0	65	84%
Nov 29	NYG	W	1/1	3	3	2.0	0	1	0	0	65	94%
Dec 7	Dal	L	1/1	2	2	0.0	0	1	0	0	58	100%
Dec 13	at Chi	W	1/1	5	4	1.0	0	0	0	0	56	95%
Dec 20	Buf	W	1/1	3	3	1.0	0	0	1	0	61	90%
Dec 26	at Phi	W	1/1	4	4	0.0	0	0	0	0	75	93%
Jan 3	at Dal	W	1/1	2	1	1.0	0	0	0	0	19	28%
Totals			**16/16**	**42**	**33**	**9.5**	**0**	**3**	**2**	**0**	**889**	**84%**
PLAYOFFS												
Jan 10	GB	L	1/1	2	1	0.0	0	1	0	0	75	100%
Totals			**1/1**	**2**	**1**	**0.0**	**0**	**1**	**0**	**0**	**75**	**100%**

2014 GAME-BY-GAME STATISTICS (WAS)

Date	Opp		GP/S	Tot	Solo	Sk	Int	PD	FF	FR	Snaps	Pct
Sep 7	at Hou	L	1/1	3	2	0.0	0	0	1	0	55	92%
Sep 14	Jax	W	1/1	4	4	4.0	0	1	0	0	46	92%
Sep 21	at Phi	L	1/1	1	1	0.0	0	0	0	0	72	99%
Sep 25	NYG	L	1/1	3	3	1.0	0	0	0	0	73	90%
Oct 6	Sea	L	1/1	5	2	1.0	0	0	0	0	65	96%
Oct 12	at Ari	L	1/1	9	7	0.5	0	0	1	0	61	87%
Oct 19	Ten	W	1/1	4	2	0.0	0	0	0	0	51	91%
Oct 27	at Dal	W	1/1	6	5	1.0	0	0	0	0	61	94%
Nov 2	at Min	L	1/1	3	3	0.0	0	0	0	0	69	95%
Nov 16	TB	L	1/1	3	2	0.0	0	0	0	0	47	94%
Nov 23	at SF	L	1/1	3	2	1.0	0	0	0	0	57	93%
Nov 30	at Ind	L	1/1	5	5	1.0	0	0	1	0	48	94%
Dec 7	StL	L	1/1	5	4	2.0	0	0	1	0	60	97%
Dec 14	at NYG	L	1/1	2	2	1.0	0	0	0	0	61	100%
Dec 20	Phi	W	1/1	6	6	1.0	0	0	1	1	90	100%
Dec 28	Dal	L	1/1	2	1	0.0	0	0	0	0	62	97%
Totals			**16/16**	**64**	**51**	**13.5**	**0**	**1**	**5**	**1**	**978**	**95%**

2013 GAME-BY-GAME STATISTICS (WAS)

Date	Opp		GP/S	Tot	Solo	Sk	Int	PD	FF	FR	Snaps	Pct
Sep 9	Phi	L	1/1	8	7	1.0	0	0	1	0	78	98%
Sep 15	at GB	L	1/1	5	5	2.0	0	0	0	0	72	100%
Sep 22	Det	L	1/1	7	3	0.0	0	1	0	0	67	100%
Sep 29	at Oak	W	1/1	4	3	2.0	0	0	1	0	63	95%
Oct 13	at Dal	L	1/1	2	2	0.0	0	0	0	0	53	98%
Oct 20	Chi	W	1/1	2	1	0.5	0	0	0	0	53	96%
Oct 27	at Den	L	1/1	2	2	1.0	0	0	1	0	69	85%
Nov 3	SD	W	1/1	3	2	0.0	0	0	0	0	61	95%
Nov 7	at Min	L	1/1	4	3	0.0	0	1	0	0	52	100%
Nov 17	at Phi	L	1/1	2	2	0.0	0	1	0	0	58	88%
Nov 25	SF	L	1/1	3	2	0.0	0	0	0	0	47	80%
Dec 1	NYG	L	1/1	4	4	0.0	0	0	0	0	54	100%
Dec 8	KC	L	1/1	8	7	0.0	0	0	0	0	63	100%
Dec 15	at Atl	L	1/1	4	1	1.0	0	0	1	0	64	94%
Dec 22	Dal	L	1/1	5	2	1.0	0	0	0	0	51	96%
Dec 29	at NYG	L	1/1	3	1	0.0	0	0	0	0	69	100%
Totals			**16/16**	**66**	**47**	**8.5**	**0**	**3**	**4**	**0**	**974**	**95%**

RYAN KERRIGAN DE | 90

GO BIRDS

2012 GAME-BY-GAME STATISTICS (WAS)

Date	Opp		GP/S	Tot	Solo	Sk	Int	PD	FF	FR	Snaps	Pct
Sep 9	at NO	W	1/1	2	2	1.0	0	0	0	0	72	100%
Sep 16	at StL	L	1/1	3	3	1.0	0	0	0	0	68	100%
Sep 23	Cin	L	1/1	4	1	0.5	0	2	0	0	60	100%
Sep 30	at TB	W	1/1	3	3	1.0	0	1	0	0	60	100%
Oct 7	Atl	L	1/1	5	3	0.0	1	1	0	0	83	100%
Oct 14	Min	W	1/1	2	1	0.0	0	0	0	0	84	100%
Oct 21	at NYG	L	1/1	1	1	0.0	0	0	0	0	63	100%
Oct 28	at Pit	L	1/1	4	4	1.0	0	1	0	0	61	100%
Nov 4	Car	L	1/1	1	0	0.0	0	0	0	0	54	100%
Nov 18	Phi	W	1/1	3	3	1.0	0	0	1	1	66	88%
Nov 22	at Dal	W	1/1	4	4	1.0	0	1	0	0	77	100%
Dec 3	NYG	W	1/1	4	2	0.0	0	0	0	0	66	100%
Dec 9	Bal	W	1/1	4	4	0.0	0	0	0	0	60	100%
Dec 16	at Cle	W	1/1	3	3	0.0	0	2	0	0	53	100%
Dec 23	at Phi	W	1/1	5	5	2.0	0	0	1	0	76	100%
Dec 30	Dal	W	1/1	6	3	0.0	0	0	0	0	62	100%
Totals			**16/16**	**54**	**42**	**8.5**	**1**	**8**	**2**	**1**	**1,065**	**99%**
PLAYOFFS												
Jan 6	Sea	L	1/1	4	2	0.0	0	0	0	0	71	100%
Totals			**1/1**	**4**	**2**	**0.0**	**0**	**0**	**0**	**0**	**71**	**100%**

2011 GAME-BY-GAME STATISTICS (WAS)

Date	Opp		GP/S	Tot	Solo	Sk	Int	PD	FF	FR	Snaps	Pct
Sep 11	NYG	W	1/1	5	1	0.0	1	1	0	0	N/A	N/A
Sep 18	Ari	W	1/1	3	3	1.0	0	2	0	0	N/A	N/A
Sep 26	at Dal	L	1/1	4	4	0.5	0	0	1	0	N/A	N/A
Oct 2	at StL	W	1/1	6	5	1.0	0	0	1	0	N/A	N/A
Oct 16	Phi	L	1/1	5	2	0.0	0	0	0	0	N/A	N/A
Oct 23	at Car	L	1/1	2	1	0.0	0	0	0	0	N/A	N/A
Oct 30	at Buf	L	1/1	5	5	0.0	0	0	0	0	N/A	N/A
Nov 6	SF	L	1/1	6	3	1.0	0	0	0	0	N/A	N/A
Nov 13	at Mia	L	1/1	6	5	2.0	0	0	2	0	N/A	N/A
Nov 20	Dal	L	1/1	3	1	1.0	0	0	0	0	N/A	N/A
Nov 27	at Sea	W	1/1	5	2	0.5	0	0	0	0	N/A	N/A
Dec 4	NYJ	L	1/1	6	3	0.0	0	1	0	0	N/A	N/A
Dec 11	NE	L	1/1	1	1	0.0	0	0	0	0	N/A	N/A
Dec 18	at NYG	W	1/1	3	2	1.0	0	0	0	0	N/A	N/A
Dec 24	Min	L	1/1	2	2	0.0	0	0	0	0	N/A	N/A
Jan 1	at Phi	L	1/1	2	2	0.0	0	0	0	0	N/A	N/A
Totals			**16/16**	**64**	**42**	**7.5**	**1**	**4**	**4**	**0**	**N/A**	**N/A**

MATT LEO

DEFENSIVE END | 64

Height: 6-7 **Weight:** 280 **DOB:** May 8, 1992 (Age 29)
NFL Experience: 1st Year *(1st with Eagles)* **Draft:** FA-20 (NFL International Player Pathway)
College: Iowa State **Hometown (HS):** Adelaide, Australia (St. Michael's College)

COLLEGE HIGHLIGHTS

- Saw action in 29 career games at Iowa State, totaling 33 tackles, 11.5 TFLs and 3.0 sacks ... Originally began his football career at Arizona Western Community College

BIRDSEED

- Earned his degree in liberal studies at Iowa State
- Played rugby for a club team and Australian Rules Football in high school ... When he graduated high school, his father pushed him to get a job in the trades, so he decided to become a plumber ... Woke up every morning at 3:30 a.m. to train before going to work as an apprentice on large construction sites where jobs lasted between six months and a year
- In February 2013, while at lunch, Leo was watching Super Bowl XLVII between the Baltimore Ravens and San Francisco 49ers and dreamed of becoming part of the football culture ... Two years later, he left his job as a plumber to pursue football
- Attended St. Michael's College in Adelaide, Australia
- Is the son of Michael and Margaret Leo

TRANSACTIONS

- **8/9/21** - Activated from Reserve/COVID-19 ... **7/28/21** - Placed on Reserve/COVID-19 ... **9/6/20** - Signed by PHI to practice squad ... **9/4/20** - Waived by PHI ... **2020** - Signed by PHI (acquired via NFL International Player Pathway program)

First job: Plumber ... **Hobbies:** Traveling ... **Bucket list:** Play in a Super Bowl ... **Player he models his game after:** Robert Boucher Jr., from Adam Sandler's *The Waterboy* ... **Favorite sports moment:** Earning a Division I scholarship to play his dream sport ... **Favorite quote:** "Nothing worth having comes easy." ... **Favorite movie:** *Step Brothers* ... **Favorite TV show:** *The Office*

RICK LOVATO

LONG SNAPPER | 45

Height: 6-2 **Weight:** 249 **DOB:** Sept. 9, 1992 (Age 28)
NFL Experience: 5th Year *(5th with Eagles)* **Draft:** UDFA-15 by CHI **Acquired:** FA-16
College: Old Dominion **Hometown (HS):** Middletown, NJ (Middletown South)

Pro Bowl: 2020 **Super Bowl Champion:** 2017 (LII)

CAREER STATISTICS

			ST	ST SNAPS	
Year	**Team**	**GP**	**Tackles**	**No**	**Pct**
2015	Green Bay	2	0	14	3%
2016	Washington	2	0	15	3%
	Philadelphia	3	0	25	6%
	Totals	*5*	*0*	---	---
2017	Philadelphia	16	4	149	33%
2018	Philadelphia	16	3	130	30%
2019	Philadelphia	16	5	135	30%
2020	Philadelphia	16	8	122	29%
Totals		**71**	**20**	**---**	**---**
PLAYOFFS					
2015	Green Bay	2	0	17	31%
2017	Philadelphia	3	0	23	32%
2018	Philadelphia	2	0	14	28%
2019	Philadelphia	1	0	6	27%
Totals		**8**	**0**	**---**	**---**

CAREER HIGHLIGHTS

- Logged a career-high 8 special teams tackles in 2020
- Named to his first career **Pro Bowl** after helping **Jake Elliott** become the first K in Eagles history to start with 16 straight FGs in 2019 ... Elliott's streak of 20 consecutive FGs (12/23/18-12/1/19) marked the 2nd-longest ever by an Eagle, trailing only **Alex Henery** in 2012 (22) ... Became the first Eagles LS voted to the Pro Bowl since **Jon Dorenbos** following the 2014 campaign
- In 2018, snapped for first-year P **Cameron Johnston**, who established team records in gross (48.1) and net average (42.7)
- Served as the Eagles' LS during their **Super Bowl LII**-winning season in 2017 ... Helped Elliott kick the most 50+ yard FGs (5) in team history, including the longest ever by an Eagle (61 yards)

COLLEGE HIGHLIGHTS

- Long snapped for Old Dominion in all 50 games during his four-year collegiate career ... Named FCS All-America in 2012

BIRDSEED

- Began long-snapping during his freshman year at Middletown South (NJ) High School, where he also played C and DL ... Named third-team All-Monmouth County and was an all-conference selection following his senior season

TRANSACTIONS

- **11/19/19** - Signed by PHI to 4-year extension ... **12/12/16** - Signed by PHI ... **11/29/16** - Waived by WAS ... **11/19/16** - Signed by WAS ... **9/3/16** - Waived by GB ... **12/22/15** - Signed by GB ... **8/31/15** - Waived by CHI ... **2015** - Signed by CHI as UDFA

First job: Worked at his dad's sub shop ... **Hobbies:** Playing guitar and skateboarding ... **Surprisingly good at:** "Flexibility. I'm probably the most flexible person on the team." ... **Favorite athlete growing up:** Derek Jeter ... **Favorite movie:** *Fast and Furious* ... **Favorite TV show:** *The Office*

AVONTE MADDOX

CORNERBACK | 29

Height: 5-9 **Weight:** 184 **DOB:** March 31, 1996 (Age 25)
NFL Experience: 4th Year *(4th with Eagles)* **Draft:** D4a-18 (125th overall) by PHI
College: Pittsburgh **Hometown (HS):** Detroit, MI (Martin Luther King)

CAREER STATISTICS

			TACKLES					PASS DEFENSE					FUMBLES			DEF SNAPS	
Year	**Team**	**GP/S**	**Total**	**Solo**	**Asst**	**TFL**	**Sacks**	**Int**	**Yds**	**Lg**	**TD**	**PD**	**FF**	**FR**	**Yds**	**No**	**Pct**
2018	Philadelphia	13/9	50	43	7	2	0.5	2	23	23	0	7	1	0	0	540	52%
2019	Philadelphia	12/6	64	53	11	2	1.0	0	0	8	0	13	1	0	0	525	51%
2020	Philadelphia	10/8	50	41	9	1	0.0	0	0	--	0	6	0	0	0	508	46%
Totals		**35/23**	**164**	**137**	**27**	**5**	**1.5**	**2**	**23**	**31**	**0**	**26**	**2**	**0**	**0**	**---**	**---**
PLAYOFFS																	
2018	Philadelphia	2/2	17	13	4	0	0.0	0	0	--	0	4	0	0	0	135	96%
2019	Philadelphia	1/1	4	3	1	1	0.0	0	0	--	0	0	0	0	0	60	94%
Totals		**3/3**	**21**	**16**	**5**	**1**	**0.0**	**0**	**0**	**--**	**0**	**4**	**0**	**0**	**0**	**---**	**---**

ADDITIONAL STATISTICS

Special Teams Tackles: 5 - 2018 (5)

CAREER HIGHS

Tackles	13	9/26/19 at GB
Sacks	1.0	12/15/19 at Was.
INTs	1	2x, last: 12/16/18 at LAR
PDs	3	2x, last: 12/22/19 vs. Dal.
FFs	1	2x, last: 12/15/19 at Was.
FRs	--	---

Hobbies: Bowling and playing video games ... **Surprisingly good at:** Playing the piano ... **Favorite movie:** *All About the Benjamins* ... **Favorite TV show:** *The Flash* ... **Favorite music:** R&B, hip-hop ... **Favorite meal:** Crab legs and shrimp ... **If he could play another sport, what position/team:** Shortstop, Detroit Tigers

2020 SEASON - EAGLES

- Logged 50 tackles with 1 TFL and ranked 3rd on the team with 6 PDs, trailing only **Darius Slay** (10) and **Rodney McLeod** (9)

2019 SEASON - EAGLES

- Tied with **Rasul Douglas** for the team lead in PDs (13) and totaled the 4th-most tackles (64) on Philadelphia's defense, behind **Malcolm Jenkins** (118), **Rodney McLeod** (108) and **Nathan Gerry** (67) ... Added 2 TFLs, 1.0 sack and 1 FF
- Recorded a strip-sack of QB **Dwayne Haskins** to seal the victory on the final play of the 37-27 victory at Was. (12/15/19) ... Recovered by **Nigel Bradham** and returned 48 yards for a TD

2018 SEASON - EAGLES

- As a rookie, ranked 2nd on the Eagles' defense with a career-high 2 INTs – trailing only **Rasul Douglas** (3) - and 5th in PDs (7) ... Also combined for 50 tackles (43 solo), 2 TFLs, 1 FF and 0.5 sacks
- Forced a fumble of Jaguars WR **Keelan Cole** (recovered by **Malcolm Jenkins**) in the 24-18 win at Jax. (London) (10/28/18) ... The turnover set up a go-ahead TD drive that gave the Eagles a lead that they did not surrender the rest of the game ... Became the first Eagles rookie DB to force a fumble since **Brandon Boykin** on 12/23/12 vs. Washington (QB **Robert Griffin III**)

COLLEGE HIGHLIGHTS

- One of the top DBs in the ACC during his time at Pitt ... Had 183 tackles (136 solo), 42 PDs, 8 INTs (including 2 TDs), 7.0 sacks, 3 FFs and 1 FR in 46 career games ... From 2015-17, his 8 INTs led the Panthers and tied for 5th overall in the conference
- As a senior in 2017, posted a team-high 11 PDs and 2 INTs ... Also ranked 2nd in the ACC with a team-leading 3 FFs and led all ACC DBs with a career-high 4.0 sacks ... Earned All-ACC honors and was named the ECAC Defensive Player of the Year

AVONTE MADDOX CB | 29

GO BIRDS

2020 GAME-BY-GAME STATISTICS (PHI)

Date	Opp		GP/S	Tot	Solo	Sk	Int	PD	FF	FR	Snaps	Pct
Sep 13	at Was	L	1/1	9	5	0.0	0	1	0	0	61	87%
Sep 20	LAR	L	1/1	8	7	0.0	0	0	0	0	69	100%
Sep 27	Cin	T	1/1	6	6	0.0	0	1	0	0	39	54%
Oct 4	at SF	W	0/0	INACTIVE								
Oct 11	at Pit	L	0/0	INACTIVE								
Oct 18	Bal	L	0/0	INACTIVE								
Oct 22	NYG	W	1/0	2	2	0.0	0	0	0	0	3	5%
Nov 1	Dal	W	1/1	6	6	0.0	0	2	0	0	79	100%
Nov 15	at NYG	L	1/1	6	5	0.0	0	0	0	0	64	90%
Nov 22	at Cle	L	1/0	4	4	0.0	0	0	0	0	44	66%
Nov 30	Sea	L	1/1	1	0	0.0	0	0	0	0	67	100%
Dec 6	at GB	L	1/1	7	6	0.0	0	2	0	0	61	100%
Dec 13	NO	W	1/1	1	0	0.0	0	0	0	0	21	33%
Dec 20	at Ari	L	0/0	RESERVE/INJURED								
Dec 27	at Dal	L	0/0	RESERVE/INJURED								
Jan 3	Was	L	0/0	RESERVE/INJURED								
Totals			**10/8**	**50**	**41**	**0.0**	**0**	**6**	**0**	**0**	**508**	**46%**

BIRDSEED

- Majored in communications at Pitt
- One of the top athletes in the state of Michigan, played only two years of football at Martin Luther King High School as a slot WR, DB and KR ... Also competed in baseball and basketball
- Is the son of Michael and Melanie Jackson and has two brothers and one sister

TRANSACTIONS

- **12/18/20** - Placed on Reserve/Injured ... **2018** - Drafted by PHI in 4th round (125th overall)

2019 GAME-BY-GAME STATISTICS (PHI)

Date	Opp		GP/S	Tot	Solo	Sk	Int	PD	FF	FR	Snaps	Pct
Sep 8	Was	W	1/1	8	6	0.0	0	1	0	0	58	91%
Sep 15	at Atl	L	1/1	5	3	0.0	0	1	0	0	43	65%
Sep 22	Det	L	1/1	1	1	0.0	0	0	0	0	27	42%
Sep 26	at GB	W	1/0	13	12	0.0	0	2	0	0	71	88%
Oct 6	NYJ	W	0/0	INACTIVE								
Oct 13	at Min	L	0/0	INACTIVE								
Oct 20	at Dal	L	0/0	INACTIVE								
Oct 27	at Buf	W	0/0	INACTIVE								
Nov 3	Chi	W	1/0	2	2	0.0	0	1	0	0	26	58%
Nov 17	NE	L	1/1	7	6	0.0	0	2	0	0	63	85%
Nov 24	Sea	L	1/0	6	3	0.0	0	0	0	0	45	69%
Dec 1	at Mia	L	1/0	4	4	0.0	0	0	0	0	41	57%
Dec 9	NYG	W	1/0	3	3	0.0	0	0	0	0	44	85%
Dec 15	at Was	W	1/1	3	3	1.0	0	2	1	0	37	70%
Dec 22	Dal	W	1/0	8	7	0.0	0	3	0	0	51	82%
Dec 29	at NYG	W	1/1	4	3	0.0	0	1	0	0	19	26%
Totals			**12/6**	**64**	**53**	**1.0**	**0**	**13**	**1**	**0**	**525**	**51%**
PLAYOFFS												
Jan 5	Sea	L	1/1	4	3	0.0	0	0	0	0	60	94%
Totals			**1/1**	**4**	**3**	**0.0**	**0**	**0**	**0**	**0**	**60**	**94%**

2018 GAME-BY-GAME STATISTICS (PHI)

Date	Opp		GP/S	Tot	Solo	Sk	Int	PD	FF	FR	Snaps	Pct
Sep 6	Atl	W	1/0	0	0	0.0	0	0	0	0	0	0%
Sep 16	at TB	L	1/0	0	0	0.0	0	0	0	0	0	0%
Sep 23	Ind	W	1/0	0	0	0.0	0	0	0	0	0	0%
Sep 30	at Ten	L	1/0	3	2	0.0	1	1	0	0	20	28%
Oct 7	Min	L	1/1	7	6	0.0	0	0	0	0	62	100%
Oct 11	at NYG	W	1/1	6	6	0.0	0	0	0	0	65	100%
Oct 21	Car	L	1/1	5	5	0.0	0	0	0	0	58	98%
Oct 28	at Jax	W	1/1	6	4	0.0	0	0	1	0	64	100%
Nov 11	Dal	L	1/1	7	4	0.0	0	0	0	0	68	99%
Nov 18	at NO	L	1/1	2	2	0.0	0	1	0	0	17	24%
Nov 25	NYG	W	0/0	INACTIVE								
Dec 3	Was	W	0/0	INACTIVE								
Dec 9	at Dal	L	0/0	INACTIVE								
Dec 16	at LAR	W	1/1	6	6	0.0	1	2	0	0	76	100%
Dec 23	Hou	W	1/1	5	5	0.5	0	2	0	0	65	100%
Dec 30	at Was	W	1/1	3	3	0.0	0	1	0	0	45	100%
Totals			**13/9**	**50**	**43**	**0.5**	**2**	**7**	**1**	**0**	**540**	**52%**
PLAYOFFS												
Jan 6	at Chi	W	1/1	7	6	0.0	0	3	0	0	64	100%
Jan 13	at NO	L	1/1	10	7	0.0	0	1	0	0	71	92%
Totals			**2/2**	**17**	**13**	**0.0**	**0**	**4**	**0**	**0**	**135**	**96%**

JORDAN MAILATA

TACKLE | 68

(pronounced my-LOT-uh)

Height: 6-8 **Weight:** 365 **DOB:** March 31, 1997 (Age 24)
NFL Experience: 4th Year *(4th with Eagles)* **Draft:** D7-18 (233rd overall) by PHI
Hometown (HS): Sydney, Australia (Condell Park)

CAREER STATISTICS

			STARTS		OFF SNAPS	
Year	**Team**	**GP/S**	**LT**	**RT**	**No**	**Pct**
2018	Philadelphia	0/0	0	0	0	0%
2019	Philadelphia	0/0	0	0	0	0%
2020	Philadelphia	15/10	9	1	731	65%
Totals		**15/10**	**9**	**1**	**---**	**---**
PLAYOFFS						
2018	Philadelphia	0/0	RESERVE/INJURED (12/14/18)			
2019	Philadelphia	0/0	RESERVE/INJURED (9/21/19)			
Totals		**0/0**	**0**	**0**	**---**	**---**

CAREER HIGHLIGHTS

- Enjoyed a breakout season in 2020 ... Saw action in 731 offensive snaps (65%) over 15 games, including starts at LT (nine) and RT (one) ... Paved the way for an offense that ranked 3rd in rushing average (5.0) and 9th in rushing yards per game (126.7) ... Made his first career start at LT in the 25-20 win at SF (10/4/20)

BIRDSEED

- Played professional rugby for the South Sydney Rabbitohs, a club owned by actor Russell Crowe ... Realized his size was no longer compatible for competing in rugby, as he was asked to drop 50 pounds from his 310-pound playing weight ... That goal quickly became unrealistic given his 10-percent body fat

TRANSACTIONS

- **8/13/20** - Activated from Reserve/COVID-19 ... **7/29/20** - Placed on Reserve/COVID-19 ... **9/21/19** - Placed on Reserve/Injured ... **12/14/18** - Placed on Reserve/Injured ... **2018** - Drafted by PHI in 7th round (233rd overall)

First job: McDonald's ... **Hobbies:** Playing guitar ... **Desired talent:** Swimming ... **If he could play another sport:** Horse jockey ... **Player he models his game after:** Jason Peters ... **Favorite athlete growing up:** Usain Bolt ... **Moment left starstruck:** Getting drafted ... **Favorite sports moment:** Winning the Rugby Grand Final when he was 14 years old ... **Favorite quote:** "You think darkness is your ally? I was born in it, molded by it." - Bane, *The Dark Knight Rises* ... **Favorite movies:** *The Lord of the Rings* trilogy and *Star Wars* movies ... **Favorite TV show:** *The Walking Dead* ... **Favorite music:** Everything



T.Y. McGILL

DEFENSIVE TACKLE | 76

Height: 6-0 **Weight:** 299 **DOB:** Nov. 23, 1992 (Age 28)
NFL Experience: 7th Year *(2nd with Eagles)* **Draft:** UDFA-15 by SEA **Acquired:** FA-20
College: North Carolina State **Hometown (HS):** Jesup, GA (Wayne County)

CAREER STATISTICS

			TACKLES					PASS DEFENSE					FUMBLES			DEF SNAPS	
Year	**Team**	**GP/S**	**Total**	**Solo**	**Asst**	**TFL**	**Sacks**	**Int**	**Yds**	**Lg**	**TD**	**PD**	**FF**	**FR**	**Yds**	**No**	**Pct**
2015	Indianapolis	12/0	12	8	4	4	3.0	0	0	--	0	1	0	0	0	222	20%
2016	Indianapolis	13/0	6	4	2	2	2.0	0	0	--	0	1	1	0	0	299	28%
2017	Cleveland	3/0	1	1	0	0	0.0	0	0	--	0	0	0	0	0	41	4%
2018	L.A. Chargers	4/0	2	0	2	0	0.0	0	0	--	0	0	0	0	0	49	5%
	Philadelphia	2/0	3	2	1	1	0.0	0	0	--	0	0	0	0	0	46	4%
	Totals	*6/0*	*5*	*2*	*3*	*1*	*0.0*	*0*	*0*	--	*0*	*0*	*0*	*0*	*0*	---	---
2019	Washington	0/0	0	0	0	0	0.0	0	0	--	0	0	0	0	0	0	0%
	L.A. Chargers	3/0	2	0	2	0	0.0	0	0	--	0	0	0	0	0	20	2%
	Totals	*3/0*	*2*	*0*	*2*	*0*	*0.0*	*0*	*0*	--	*0*	*0*	*0*	*0*	*0*	---	---
2020	Philadelphia	7/0	10	5	5	3	0.5	0	0	--	0	0	0	0	0	127	12%
Totals		**44/0**	**36**	**20**	**16**	**11**	**5.5**	**0**	**0**	**--**	**0**	**2**	**1**	**0**	**0**	**---**	**---**
PLAYOFFS																	
2018	L.A. Chargers	1/0	1	1	0	1	0.0	0	0	--	0	0	0	0	0	15	10%
Totals		**1/0**	**1**	**1**	**0**	**1**	**0.0**	**0**	**0**	**--**	**0**	**0**	**0**	**0**	**0**	**---**	**---**

CAREER HIGHS

Tackles	3	2x, last: 12/27/20 at Dal.
Sacks	2.0	12/17/15 at Mia.
INTs	--	---
PDs	1	2x, last: 10/30/16 vs. KC
FFs	1	10/23/16 at Ten.
FRs	--	---

Hobbies: Golf and seabass fishing in New Hampshire ... **Bucket list:** Go to Greece and Bora Bora ... **Desired talent:** To be able to draw ... **Biggest influence in his life:** "My father. He was always in my life and I'm able to follow that road he set for me – the character and traits that he presented to me and how he raised me. I want to be a great father like he was and even better than what he was to my daughters." ... **If he could play another sport, what position:** Cleanup hitter in baseball ... **Favorite TV show:** *The Chi* ... **Favorite meal:** Oxtails or ribs, greens and mac and cheese

2020 SEASON - EAGLES

- Played in 127 defensive snaps (12%) over seven games with the Eagles ... Totaled 10 tackles (5 solo), 3 TFLs and 0.5 sacks

2018 SEASON - CHARGERS & EAGLES

- Registered 5 tackles (2 solo) and 1 TFL in six contests (95 defensive snaps) between L.A. Chargers and Philadelphia

2016 SEASON - COLTS

- Appeared in a career-high 13 games and produced 6 tackles (4 solo), 2 TFLs, 2.0 sacks and 1 FF in 299 defensive snaps (28%)
- Recorded an 11-yard strip-sack of Titans QB **Marcus Mariota** in the win at Ten. (10/23/16) ... The fumble was returned by Colts LB **Robert Mathis** 14 yards for a TD to seal the victory

2015 SEASON - COLTS

- Saw action in 222 defensive snaps (20%) over 12 games with the Colts during his rookie campaign ... Registered career highs with 12 tackles (8 solo), 4 TFLs and 3.0 sacks
- Posted a career-high 2.0 sacks at Mia. (12/17/15)

COLLEGE HIGHLIGHTS

- Played collegiately at North Carolina State ... Totaled 131 tackles (78 solo), 24.5 TFLs and 10.0 sacks in 49 games (21 starts) ... As a senior, posted 37 tackles (22 solo), 8 TFLs and 3.0 sacks

BIRDSEED

- Owns a bachelor's degree in sport management
- Attended Wayne County (GA) High School, where he was named All-Region as a junior and senior ... Recorded 10 sacks as a senior and was selected to play in the 2010 Georgia North-South All-Star game ... Also lettered in basketball and track and field

T.Y. McGILL DT | 76

GO BIRDS

2020 GAME-BY-GAME STATISTICS (PHI)

Date	Opp		GP/S	Tot	Solo	Sk	Int	PD	FF	FR	Snaps	Pct
Sep 13	at Was	L	1/0	1	0	0.5	0	0	0	0	16	23%
Sep 20	LAR	L	---	EAGLES PRACTICE SQUAD								
Sep 27	Cin	T	---	EAGLES PRACTICE SQUAD								
Oct 4	at SF	W	---	EAGLES PRACTICE SQUAD								
Oct 11	at Pit	L	---	EAGLES PRACTICE SQUAD								
Oct 18	Bal	L	---	EAGLES PRACTICE SQUAD								
Oct 22	NYG	W	1/0	0	0	0.0	0	0	0	0	15	25%
Nov 1	Dal	W	---	EAGLES PRACTICE SQUAD								
Nov 15	at NYG	L	1/0	2	1	0.0	0	0	0	0	16	23%
Nov 22	at Cle	L	1/0	2	0	0.0	0	0	0	0	14	21%
Nov 30	Sea	L	1/0	0	0	0.0	0	0	0	0	16	24%
Dec 6	at GB	L	---	EAGLES PRACTICE SQUAD								
Dec 13	NO	W	---	EAGLES PRACTICE SQUAD								
Dec 20	at Ari	L	---	EAGLES PRACTICE SQUAD								
Dec 27	at Dal	L	1/0	3	2	0.0	0	0	0	0	23	33%
Jan 3	Was	L	1/0	2	2	0.0	0	0	0	0	27	43%
Totals			**7/0**	**10**	**5**	**0.5**	**0**	**0**	**0**	**0**	**127**	**12%**

2019 GAME-BY-GAME STATISTICS (WAS, LAC & NO)

Date	Opp		GP/S	Tot	Solo	Sk	Int	PD	FF	FR	Snaps	Pct
NOT ON NFL ROSTER												
Sep 15	Dal	L	0/0	DID NOT PLAY								
Sep 23	Chi	L	0/0	INACTIVE								
RELEASED BY WASHINGTON (9/24/19)												
SIGNED BY CHARGERS (10/17/19)												
Oct 20	at Ten	L	1/0	1	0	0.0	0	0	0	0	9	15%
Oct 27	at Chi	W	1/0	0	0	0.0	0	0	0	0	1	1%
Nov 3	GB	W	1/0	1	0	0.0	0	0	0	0	10	20%
Nov 7	at Oak	L	0/0	DID NOT PLAY								
Nov 18	KC	L	0/0	INACTIVE								
WAIVED BY CHARGERS (11/30/19)												
NOT ON NFL ROSTER												
SIGNED BY SAINTS (12/11/19)												
WAIVED BY SAINTS (12/16/19)												
NOT ON NFL ROSTER												
NOT ON NFL ROSTER												
Totals			**3/0**	**2**	**0**	**0.0**	**0**	**0**	**0**	**0**	**---**	**---**

2018 GAME-BY-GAME STATISTICS (LAC & PHI)

Date	Opp		GP/S	Tot	Solo	Sk	Int	PD	FF	FR	Snaps	Pct
Sep 9	KC	L	0/0	INACTIVE								
Sep 16	at Buf	W	0/0	INACTIVE								
Sep 23	at LAR	L	0/0	INACTIVE								
Sep 30	SF	W	0/0	INACTIVE								
WAIVED BY LAC (10/6/18); CLAIMED OFF WAIVERS BY PHI (10/8/18)												
WAIVED BY EAGLES (10/10/18)												
SIGNED BY EAGLES (11/7/18)												
Nov 11	Dal	L	1/0	0	0	0.0	0	0	0	0	16	23%
Nov 18	at NO	L	1/0	3	2	0.0	0	0	0	0	30	43%
WAIVED BY PHI (11/20/18); CLAIMED OFF WAIVERS BY LAC (11/21/18)												
Nov 25	Ari	W	1/0	2	0	0.0	0	0	0	0	15	32%
Dec 2	at Pit	W	1/0	0	0	0.0	0	0	0	0	10	15%
Dec 9	Cin	W	1/0	0	0	0.0	0	0	0	0	12	18%
Dec 13	at KC	W	1/0	0	0	0.0	0	0	0	0	12	20%
Dec 22	Bal	L	0/0	INACTIVE								
Dec 30	at Den	W	0/0	INACTIVE								
Totals			**6/0**	**5**	**2**	**0.0**	**0**	**0**	**0**	**0**	**---**	**---**
PLAYOFFS												
Jan 6	at Bal	W	1/0	1	1	0.0	0	0	0	0	15	25%
Jan 13	at NE	L	0/0	INACTIVE								
Totals			**1/0**	**1**	**1**	**0.0**	**0**	**0**	**0**	**0**	**15**	**10%**

TRANSACTIONS

- **1/4/21** - Agreed to terms with PHI on 1-year contract ... **12/26/20** - Signed by PHI to active roster from practice squad ... **11/30/20** - Elevated by PHI from practice squad as COVID-19 replacement for Week 12 vs. Seattle ... **11/14/20** - Elevated by PHI from practice squad as COVID-19 replacement for Week 10 at N.Y. Giants ... **10/22/20** - Elevated by PHI from practice squad for Week 7 vs. N.Y. Giants ... **9/12/20** - Elevated by PHI from practice squad for Week 1 at Washington ... **9/9/20** - Signed by PHI to practice squad ... **9/4/20** - Released by PHI ... **8/26/20** - Signed by PHI ... **12/16/19** - Waived by NO ... **12/11/19** - Signed by NO ... **11/30/19** - Waived by LAC ... **10/17/19** - Signed by LAC ... **9/24/19** - Released by WAS ... **9/10/19** - Signed by WAS ... **8/31/19** - Waived by LAC ... **11/21/18** - Claimed off waivers by LAC ... **11/20/18** - Waived by PHI ... **11/7/18** - Signed by PHI ... **10/10/18** - Waived by PHI ... **10/8/18** - Claimed off waivers by PHI ... **10/6/18** - Waived by LAC ... **9/2/18** - Claimed off waivers by LAC ... **9/1/18** - Waived by KC ... **1/15/18** - Signed by KC to reserve/future contract ... **12/15/17** - Signed by CLE to practice squad ... **12/13/17** - Waived by CLE ... **9/3/17** - Claimed off waivers by CLE ... **9/2/17** - Waived by IND ... **9/6/15** - Claimed off waivers by IND ... **9/5/15** - Waived by SEA ... **2015** - Signed by SEA as UDFA

T.Y. McGILL DT | 76

GO BIRDS

2017 GAME-BY-GAME STATISTICS (CLE)

Date	Opp		GP/S	Tot	Solo	Sk	Int	PD	FF	FR	Snaps	Pct
Sep 10	Pit	L	0/0	INACTIVE								
Sep 17	at Bal	L	0/0	INACTIVE								
Sep 24	at Ind	L	0/0	INACTIVE								
Oct 1	Cin	L	1/0	0	0	0.0	0	0	0	0	5	8%
Oct 8	NYJ	L	0/0	INACTIVE								
Oct 15	at Hou	L	0/0	INACTIVE								
Oct 22	Ten	L	0/0	INACTIVE								
Oct 29	Min	L	1/0	1	1	0.0	0	0	0	0	26	31%
Nov 12	at Det	L	0/0	INACTIVE								
Nov 19	Jax	L	0/0	INACTIVE								
Nov 26	at Cin	L	0/0	INACTIVE								
Dec 3	at LAC	L	0/0	INACTIVE								
Dec 10	GB	L	1/0	0	0	0.0	0	0	0	0	10	13%
Dec 17	Bal	L	---	BROWNS PRACTICE SQUAD								
Dec 24	at Chi	L	---	BROWNS PRACTICE SQUAD								
Dec 31	at Pit	L	---	BROWNS PRACTICE SQUAD								
Totals			**3/0**	**1**	**1**	**0.0**	**0**	**0**	**0**	**0**	**41**	**4%**

2016 GAME-BY-GAME STATISTICS (IND)

Date	Opp		GP/S	Tot	Solo	Sk	Int	PD	FF	FR	Snaps	Pct
Sep 11	Det	L	1/0	0	0	0.0	0	0	0	0	22	34%
Sep 18	at Den	L	1/0	0	0	0.0	0	0	0	0	31	44%
Sep 25	SD	W	0/0	INACTIVE								
Oct 2	at Jax	L	0/0	INACTIVE								
Oct 9	Chi	W	1/0	1	1	0.0	0	0	0	0	21	32%
Oct 16	at Hou	L	0/0	INACTIVE								
Oct 23	at Ten	W	1/0	1	1	1.0	0	0	1	0	31	43%
Oct 30	KC	L	1/0	0	0	0.0	0	1	0	0	22	30%
Nov 6	at GB	W	1/0	0	0	0.0	0	0	0	0	21	30%
Nov 20	Ten	W	1/0	0	0	0.0	0	0	0	0	17	24%
Nov 24	Pit	L	1/0	1	0	0.0	0	0	0	0	15	28%
Dec 5	at NYJ	W	1/0	0	0	0.0	0	0	0	0	24	46%
Dec 11	Hou	L	1/0	0	0	0.0	0	0	0	0	20	28%
Dec 18	at Min	W	1/0	1	1	1.0	0	0	0	0	28	48%
Dec 24	at Oak	L	1/0	0	0	0.0	0	0	0	0	22	29%
Jan 1	Jax	W	1/0	2	1	0.0	0	0	0	0	25	34%
Totals			**13/0**	**6**	**4**	**2.0**	**0**	**1**	**1**	**0**	**299**	**28%**

2015 GAME-BY-GAME STATISTICS (IND)

Date	Opp		GP/S	Tot	Solo	Sk	Int	PD	FF	FR	Snaps	Pct
Sep 13	at Buf	L	1/0	0	0	0.0	0	0	0	0	3	5%
Sep 21	NYJ	L	0/0	INACTIVE								
Sep 27	at Ten	W	0/0	INACTIVE								
Oct 4	Jax	W	0/0	INACTIVE								
Oct 8	at Hou	W	0/0	INACTIVE								
Oct 18	NE	L	1/0	0	0	0.0	0	0	0	0	9	13%
Oct 25	NO	L	1/0	2	0	0.0	0	0	0	0	12	14%
Nov 2	at Car	L	1/0	0	0	0.0	0	0	0	0	11	15%
Nov 8	Den	W	1/0	1	1	0.0	0	0	0	0	10	19%
Nov 22	at Atl	W	1/0	1	1	0.0	0	0	0	0	22	29%
Nov 29	TB	W	1/0	1	1	0.0	0	0	0	0	24	36%
Dec 6	at Pit	L	1/0	1	1	0.0	0	1	0	0	16	22%
Dec 13	at Jax	L	1/0	1	0	0.0	0	0	0	0	27	42%
Dec 20	Hou	L	1/0	1	1	0.0	0	0	0	0	31	41%
Dec 27	at Mia	W	1/0	2	2	2.0	0	0	0	0	32	44%
Jan 3	Ten	W	1/0	1	1	1.0	0	0	0	0	25	43%
Totals			**12/0**	**12**	**8**	**3.0**	**0**	**1**	**0**	**0**	**222**	**20%**



RODNEY McLEOD

SAFETY | 23

Height: 5-10 **Weight:** 195 **DOB:** June 23, 1990 (Age 31)
NFL Experience: 10th Year *(6th with Eagles)* **Draft:** UDFA-12 by STL **Acquired:** FA-LAR-16
College: Virginia **Hometown (HS):** Hyattsville, MD (DeMatha Catholic)

Super Bowl Champion: 2017 (LII)

CAREER STATISTICS

			TACKLES					PASS DEFENSE					FUMBLES			DEF SNAPS	
Year	**Team**	**GP/S**	**Total**	**Solo**	**Asst**	**TFL**	**Sacks**	**Int**	**Yds**	**Lg**	**TD**	**PD**	**FF**	**FR**	**Yds**	**No**	**Pct**
2012	St. Louis	16/0	0	0	0	0	0.0	0	0	--	0	0	0	0	0	4	1%
2013	St. Louis	16/16	87	68	19	2	0.0	2	2	2	0	6	2	2	9	1,060	99%
2014	St. Louis	16/16	96	64	32	3	0.0	2	1	1	0	5	2	2	9	1,025	99%
2015	St. Louis	16/16	106	73	33	2	0.0	1	4	4	0	5	3	1	20	1,153	99%
2016	Philadelphia	16/16	117	78	39	3	1.0	3	5	5	0	10	1	0	0	1,014	99%
2017	Philadelphia	14/14	78	52	26	2	0.0	3	67	50	0	11	1	1	9	846	82%
2018	Philadelphia	3/3	16	9	7	0	0.0	0	0	--	0	5	0	0	0	162	16%
2019	Philadelphia	16/16	108	71	37	2	1.0	2	30	23	0	10	2	0	0	1,032	99%
2020	Philadelphia	13/13	94	59	35	4	0.0	1	21	21	0	9	0	2	50	872	79%
Totals		**125/109**	**702**	**474**	**228**	**18**	**2.0**	**14**	**130**	**50**	**0**	**61**	**11**	**8**	**97**	**---**	**---**
PLAYOFFS																	
2017	Philadelphia	3/3	18	16	2	1	1.0	0	0	--	0	3	0	0	0	206	100%
2018	Philadelphia	0/0	RESERVE/INJURED (9/29/18)														
2019	Philadelphia	1/1	4	2	2	0	0.0	0	0	--	0	0	0	0	0	64	100%
Totals		**4/4**	**22**	**18**	**4**	**1**	**1.0**	**0**	**0**	**--**	**0**	**3**	**0**	**0**	**0**	**---**	**---**

ADDITIONAL STATISTICS

Fumble Recovery TDs: 2 - 2020 (1), 2015 (1) **Special Teams Tackles:** 33 - 2020 (1), 2019 (3), 2017 (4), 2016 (5), 2014 (1), 2013 (3), 2012 (16) **Receptions:** 1 - 2012 (1)

CAREER HIGHS

Tackles	17	10/16/16 at Was.
Sacks	1.0	3x, last: 11/24/19 vs. Sea.
INTs	1	14x, last: 10/4/20 at SF
PDs	3	3x, last: 9/13/20 at Was.
FFs	1	11x, last: 12/29/19 at NYG
FRs	1	8x, last: 11/1/20 vs. Dal.

NOTES TO KNOW

- Is one of two NFL safeties with 10+ INTs (14) and 10+ FFs (11) since 2013, joining **Malcolm Jenkins** (16 INTs, 15 FFs)

2020 SEASON - EAGLES

- Ranked 2nd on the team with 9 PDs, behind **Darius Slay** (10), as well as 3rd with 94 tackles (59 solo), behind **Alex Singleton** (119) and **Jalen Mills** (105) ... Added 4 TFLs, 2 FRs and 1 INT
- Returned a fumble forced by **T.J. Edwards** 53 yards for a TD in the fourth quarter of the 23-9 win vs. Dal. (11/1/20) ... Marked the longest fumble recovery TD by an Eagle since **Walter Thurmond**'s 83-yarder on 1/13/16 at N.Y. Giants

2019 SEASON - EAGLES

- Finished 2nd on the Eagles' defense with 108 tackles (71 solo), marking his third career 100+ tackle season ... Also registered 10 PDs, 2 INTs, 2 FFs and 1.0 sack

2017 SEASON - EAGLES

- Tallied the 4th-most tackles (78) on the Eagles' defense and recorded 11 PDs, 3 INTs, 2 FRs and 1 FF in the regular season
- Sacked Falcons QB **Matt Ryan** for a 10-yard loss in the third quarter of the 15-10 win vs. Atl. (1/13/18) in the Divisional Round ... Became the first Eagles safety to record a sack in a playoff game since **Brian Dawkins** on 1/4/09 at Minnesota

RODNEY McLEOD S | 23

GO BIRDS

2020 GAME-BY-GAME STATISTICS (PHI)

Date	Opp		GP/S	Tot	Solo	Sk	Int	PD	FF	FR	Snaps	Pct
Sep 13	at Was	L	1/1	8	6	0.0	0	3	0	0	70	100%
Sep 20	LAR	L	1/1	5	4	0.0	0	0	0	0	69	100%
Sep 27	Cin	T	1/1	10	8	0.0	0	0	0	0	72	100%
Oct 4	at SF	W	1/1	13	9	0.0	1	1	0	0	73	100%
Oct 11	at Pit	L	1/1	7	5	0.0	0	1	0	0	75	100%
Oct 18	Bal	L	1/1	8	5	0.0	0	0	0	0	73	100%
Oct 22	NYG	W	1/1	9	4	0.0	0	0	0	1	60	100%
Nov 1	Dal	W	1/1	3	1	0.0	0	2	0	1	79	100%
Nov 15	at NYG	L	1/1	7	4	0.0	0	0	0	0	71	100%
Nov 22	at Cle	L	1/1	8	5	0.0	0	1	0	0	67	100%
Nov 30	Sea	L	1/1	8	2	0.0	0	0	0	0	67	100%
Dec 6	at GB	L	1/1	6	5	0.0	0	0	0	0	61	100%
Dec 13	NO	W	1/1	2	1	0.0	0	1	0	0	35	55%
Dec 20	at Ari	L	0/0	RESERVE/INJURED								
Dec 27	at Dal	L	0/0	RESERVE/INJURED								
Jan 3	Was	L	0/0	RESERVE/INJURED								
Totals			**13/13**	**94**	**59**	**0.0**	**1**	**9**	**0**	**2**	**872**	**79%**

2019 GAME-BY-GAME STATISTICS (PHI)

Date	Opp		GP/S	Tot	Solo	Sk	Int	PD	FF	FR	Snaps	Pct
Sep 8	Was	W	1/1	4	3	0.0	0	0	0	0	64	100%
Sep 15	at Atl	L	1/1	6	2	0.0	0	2	0	0	66	100%
Sep 22	Det	L	1/1	4	2	0.0	0	0	0	0	64	100%
Sep 26	at GB	W	1/1	10	7	0.0	0	1	0	0	81	100%
Oct 6	NYJ	W	1/1	7	5	0.0	1	1	0	0	58	98%
Oct 13	at Min	L	1/1	6	3	0.0	0	0	0	0	71	100%
Oct 20	at Dal	L	1/1	6	3	0.0	0	0	0	0	70	100%
Oct 27	at Buf	W	1/1	6	4	0.0	0	0	0	0	62	100%
Nov 3	Chi	W	1/1	8	4	0.0	0	1	0	0	45	100%
Nov 17	NE	L	1/1	10	7	0.0	0	1	0	0	74	100%
Nov 24	Sea	L	1/1	8	5	1.0	1	1	1	0	64	98%
Dec 1	at Mia	L	1/1	6	4	0.0	0	0	0	0	72	100%
Dec 9	NYG	W	1/1	4	2	0.0	0	0	0	0	52	100%
Dec 15	at Was	W	1/1	7	5	0.0	0	1	0	0	53	100%
Dec 22	Dal	W	1/1	4	1	0.0	0	0	0	0	62	100%
Dec 29	at NYG	W	1/1	7	6	0.0	0	2	1	0	74	100%
Totals			**16/16**	**108**	**71**	**1.0**	**2**	**10**	**2**	**0**	**1,032**	**99%**
PLAYOFFS												
Jan 5	Sea	L	1/1	4	2	0.0	0	0	0	0	64	100%
Totals			**1/1**	**4**	**2**	**0.0**	**0**	**0**	**0**	**0**	**64**	**100%**

2016 SEASON - EAGLES

- Led the team with a career-high 117 tackles and also totaled 10 PDs, a career-high 3 PDs, 1.0 sack and 1 FF
- Set a career-high with 17 tackles (12 solo) at Was. (10/16/16)

2015 SEASON - RAMS

- Posted his first-career 100+ tackle campaign (106). Added a career-high 3 FFs and a fumble recovery TD with 5 PDs and 1 INT
- Scored the first TD of his career when he picked up a loose ball vs. Cle. (10/25/15) and returned it 20 yards for a score

2014 SEASON - RAMS

- Registered 5 PDs, 2 INTs, 2 FFs and 2 FRs

2013 SEASON - RAMS

- Notched the first INT of his career when he picked off Titans QB **Jake Locker** late in the fourth quarter vs. Ten. (11/3/13)
- Forced a fumble on a kickoff return at Hou. (10/13/13) that was recovered and returned for a TD by Rams LB **Darren Bates**

2012 SEASON - RAMS

- Made the opening-day roster as an undrafted rookie ... Produced a career-high and team-leading 16 special teams tackles
- Caught a 21-yard pass from Rams P **Johnny Hekker** on a fake punt in the second quarter at SF (11/11/12)

COLLEGE HIGHLIGHTS

- Appeared in 43 games (31 starts) during his four-year career at Virginia and registered 190 tackles (116 solo), including 10 TFL, 11 PDs, 6 INTs, 3 FFs and 1 FR ... Earned All-ACC honors as a senior in 2011 after setting career highs with 7 PDs and 4 INTs

Hobbies: Puzzles and video games ... **Bucket list:** Ride in a helicopter, skydive and travel to Paris ... **If he could be any superhero:** Batman ... **Favorite movies:** *Any Given Sunday*, *The Dark Knight* and *Friday* ... **Favorite musicians:** Drake, Fabolous and Future ... **Best player he has faced:** Aaron Rodgers ... **Player he models his game after:** Earl Thomas ... **Favorite athletes growing up:** Kobe Bryant and Deion Sanders ... **Favorite athletes now:** Steph Curry and LeBron James ... **Three favorite throwback jerseys:** Walter Payton, Jerry Rice and Deion Sanders

RODNEY McLEOD S | 23

GO BIRDS

2018 GAME-BY-GAME STATISTICS (PHI)

Date	Opp		GP/S	Tot	Solo	Sk	Int	PD	FF	FR	Snaps	Pct
Sep 6	Atl	W	1/1	10	6	0.0	0	3	0	0	70	100%
Sep 16	at TB	L	1/1	5	3	0.0	0	1	0	0	58	100%
Sep 23	Ind	W	1/1	1	0	0.0	0	1	0	0	34	58%
Sep 30	at Ten	L	0/0	RESERVE/INJURED								
Oct 7	Min	L	0/0	RESERVE/INJURED								
Oct 11	at NYG	W	0/0	RESERVE/INJURED								
Oct 21	Car	L	0/0	RESERVE/INJURED								
Oct 28	at Jax	W	0/0	RESERVE/INJURED								
Nov 11	Dal	L	0/0	RESERVE/INJURED								
Nov 18	at NO	L	0/0	RESERVE/INJURED								
Nov 25	NYG	W	0/0	RESERVE/INJURED								
Dec 3	Was	W	0/0	RESERVE/INJURED								
Dec 9	at Dal	L	0/0	RESERVE/INJURED								
Dec 16	at LAR	W	0/0	RESERVE/INJURED								
Dec 23	Hou	W	0/0	RESERVE/INJURED								
Dec 30	at Was	W	0/0	RESERVE/INJURED								
Totals			**3/3**	**16**	**9**	**0.0**	**0**	**5**	**0**	**0**	**162**	**16%**
PLAYOFFS												
Jan 6	at Chi	W	0/0	RESERVE/INJURED								
Jan 13	at NO	L	0/0	RESERVE/INJURED								
Totals			**0/0**	**0**	**0**	**0.0**	**0**	**0**	**0**	**0**	**0**	**0%**

BIRDSEED

- Selected as the Eagles' 2020 Walter Payton NFL Man of the Year Award nominee for the positive impact of his outstanding community service activities and excellence on the field
- Launched "Change Our Future" with his wife, Erika ... A non-profit whose mission is to empower people through education, advocacy and awareness in the areas of youth development, healthy lifestyles and community enrichment ... The foundation seeks to eliminate barriers by advancing resources and opportunities
- Owns a bachelor's degree in sociology
- Played DB, WR and KR at DeMatha Catholic (MD) High School, where he earned all-state and all-conference honors as a senior in 2007 after intercepting 3 passes ... Also totaled 24 receptions for 520 yards (21.7 avg.) and 8 TDs while returning 3 kickoffs for scores ... As a junior in 2006, helped lead DeMatha to its fourth straight conference title ... Recorded 2 INTs on defense and snagged 20 passes for 400 yards (20.0 avg.) and 7 TDs ... Also a member of the school's 400-meter relay team

TRANSACTIONS

- **7/28/21** - Placed on Active/PUP ... **12/16/20** - Placed on Reserve/Injured ... **3/17/20** - Agreed to terms with PHI on 2-year contract ... **1/31/19** - Agreed to terms with PHI on re-worked contract ... **9/29/18** - Placed on Reserve/Injured ... **3/9/16** - Agreed to terms with PHI on 5-year contract ... **4/20/15** - Re-signed by STL ... **2012** - Signed by STL as UDFA

2017 GAME-BY-GAME STATISTICS (PHI)

Date	Opp		GP/S	Tot	Solo	Sk	Int	PD	FF	FR	Snaps	Pct
Sep 10	at Was	W	1/1	4	2	0.0	0	0	0	0	63	100%
Sep 17	at KC	L	1/1	2	2	0.0	0	0	0	0	12	23%
Sep 24	NYG	W	0/0	INACTIVE								
Oct 1	at LAC	W	1/1	2	1	0.0	0	1	0	0	57	100%
Oct 8	Ari	W	1/1	4	3	0.0	0	1	1	0	60	100%
Oct 12	at Car	W	1/1	6	4	0.0	0	3	0	0	81	99%
Oct 23	Was	W	1/1	5	3	0.0	0	2	0	0	64	100%
Oct 29	SF	W	1/1	5	4	0.0	1	1	0	0	66	100%
Nov 5	Den	W	1/1	5	2	0.0	1	1	0	0	63	98%
Nov 19	at Dal	W	1/1	7	5	0.0	1	1	0	0	60	95%
Nov 26	Chi	W	1/1	1	1	0.0	0	0	0	0	55	100%
Dec 3	at Sea	L	1/1	7	5	0.0	0	0	0	0	60	97%
Dec 10	at LAR	W	1/1	7	7	0.0	0	0	0	1	48	100%
Dec 17	at NYG	W	1/1	13	8	0.0	0	1	0	0	88	100%
Dec 25	Oak	W	1/1	10	5	0.0	0	0	0	0	69	100%
Dec 31	Dal	L	0/0	INACTIVE								
Totals			**14/14**	**78**	**52**	**0.0**	**3**	**11**	**1**	**1**	**846**	**82%**
PLAYOFFS												
Jan 13	Atl	W	1/1	8	8	1.0	0	1	0	0	63	100%
Jan 21	Min	W	1/1	4	3	0.0	0	1	0	0	67	100%
Feb 4	at NE	W	1/1	6	5	0.0	0	1	0	0	76	100%
Totals			**3/3**	**18**	**16**	**1.0**	**0**	**3**	**0**	**0**	**206**	**100%**

2016 GAME-BY-GAME STATISTICS (PHI)

Date	Opp		GP/S	Tot	Solo	Sk	Int	PD	FF	FR	Snaps	Pct
Sep 11	Cle	W	1/1	3	3	0.0	1	0	0	0	50	96%
Sep 19	at Chi	W	1/1	4	4	0.0	0	0	0	0	50	96%
Sep 25	Pit	W	1/1	7	6	0.0	1	2	0	0	60	100%
Oct 9	at Det	L	1/1	13	9	0.0	0	0	0	0	61	100%
Oct 16	at Was	L	1/1	17	12	0.0	0	1	0	0	73	99%
Oct 23	Min	W	1/1	11	5	1.0	1	1	1	0	75	99%
Oct 30	at Dal	L	1/1	7	5	0.0	0	0	0	0	78	100%
Nov 6	at NYG	L	1/1	3	2	0.0	0	2	0	0	64	100%
Nov 13	Atl	W	1/1	6	3	0.0	0	1	0	0	50	100%
Nov 20	at Sea	L	1/1	7	3	0.0	0	2	0	0	67	100%
Nov 28	GB	L	1/1	9	4	0.0	0	0	0	0	71	100%
Dec 4	at Cin	L	1/1	9	6	0.0	0	0	0	0	64	100%
Dec 11	Was	L	1/1	7	5	0.0	0	0	0	0	48	100%
Dec 18	at Bal	L	1/1	7	6	0.0	0	0	0	0	58	100%
Dec 22	NYG	W	1/1	3	2	0.0	0	0	0	0	89	100%
Jan 1	Dal	W	1/1	4	3	0.0	0	1	0	0	56	100%
Totals			**16/16**	**117**	**78**	**1.0**	**3**	**10**	**1**	**0**	**1,014**	**99%**

RODNEY McLEOD S | 23

GO BIRDS

2015 GAME-BY-GAME STATISTICS (STL)

Date	Opp		GP/S	Tot	Solo	Sk	Int	PD	FF	FR	Snaps	Pct
Sep 13	Sea	W	1/1	9	6	0.0	0	0	0	0	81	100%
Sep 20	at Was	L	1/1	6	5	0.0	0	0	0	0	72	100%
Sep 27	Pit	L	1/1	8	5	0.0	0	0	0	0	62	98%
Oct 4	at Ari	W	1/1	5	4	0.0	0	0	1	0	73	99%
Oct 11	at GB	L	1/1	4	3	0.0	0	0	0	0	62	100%
Oct 25	Cle	W	1/1	5	2	0.0	0	0	0	1	75	100%
Nov 1	SF	W	1/1	2	0	0.0	0	0	0	0	67	100%
Nov 8	at Min	L	1/1	8	8	0.0	0	0	0	0	72	100%
Nov 15	Chi	L	1/1	6	5	0.0	0	0	1	0	64	99%
Nov 22	at Bal	L	1/1	12	6	0.0	1	0	1	0	77	100%
Nov 29	at Cin	L	1/1	5	4	0.0	0	1	0	0	58	98%
Dec 6	Ari	L	1/1	9	6	0.0	0	0	0	0	84	100%
Dec 13	Det	W	1/1	3	2	0.0	0	0	0	0	71	100%
Dec 17	TB	W	1/1	15	10	0.0	0	1	0	0	81	100%
Dec 27	at Sea	W	1/1	2	2	0.0	0	2	0	0	73	100%
Jan 3	at SF	L	1/1	7	5	0.0	0	1	0	0	81	100%
Totals			**16/16**	**106**	**73**	**0.0**	**1**	**5**	**3**	**1**	**1,153**	**99%**

2014 GAME-BY-GAME STATISTICS (STL)

Date	Opp		GP/S	Tot	Solo	Sk	Int	PD	FF	FR	Snaps	Pct
Sep 7	Min	L	1/1	9	6	0.0	0	0	0	0	59	100%
Sep 14	at TB	W	1/1	5	5	0.0	1	0	0	0	57	100%
Sep 21	Dal	L	1/1	7	4	0.0	0	1	0	0	55	98%
Oct 5	at Phi	L	1/1	7	5	0.0	0	1	0	0	73	100%
Oct 13	SF	L	1/1	6	6	0.0	0	0	1	0	63	94%
Oct 19	Sea	W	1/1	6	3	0.0	0	0	0	0	71	100%
Oct 26	at KC	L	1/1	6	2	0.0	0	0	0	0	49	74%
Nov 2	at SF	W	1/1	8	6	0.0	0	0	0	0	65	97%
Nov 9	at Ari	L	1/1	8	5	0.0	0	0	0	0	66	100%
Nov 16	Den	W	1/1	3	2	0.0	0	2	0	0	69	100%
Nov 23	at SD	L	1/1	7	5	0.0	0	0	0	1	63	100%
Nov 30	Oak	W	1/1	2	1	0.0	0	0	0	1	78	100%
Dec 7	at Was	W	1/1	3	3	0.0	1	0	1	0	56	100%
Dec 11	Ari	L	1/1	9	5	0.0	0	1	0	0	68	100%
Dec 21	NYG	L	1/1	3	2	0.0	0	0	0	0	71	100%
Dec 28	at Sea	L	1/1	7	4	0.0	0	0	0	0	62	100%
Totals			**16/16**	**96**	**64**	**0.0**	**2**	**5**	**2**	**2**	**1,025**	**99%**

2013 GAME-BY-GAME STATISTICS (STL)

Date	Opp		GP/S	Tot	Solo	Sk	Int	PD	FF	FR	Snaps	Pct
Sep 8	Ari	W	1/1	5	4	0.0	0	1	0	0	71	100%
Sep 15	at Atl	L	1/1	7	6	0.0	0	0	0	0	64	100%
Sep 22	at Dal	L	1/1	7	5	0.0	0	1	0	0	62	100%
Sep 26	SF	L	1/1	4	3	0.0	0	0	0	1	69	100%
Oct 6	Jax	W	1/1	3	3	0.0	0	1	0	0	60	100%
Oct 13	at Hou	W	1/1	6	4	0.0	0	0	0	0	76	100%
Oct 20	at Car	L	1/1	5	2	0.0	0	0	0	0	59	100%
Oct 28	Sea	L	1/1	3	2	0.0	0	0	0	0	44	100%
Nov 3	Ten	L	1/1	7	7	0.0	1	0	0	0	62	100%
Nov 10	at Ind	W	1/1	2	2	0.0	0	1	0	0	73	99%
Nov 24	Chi	W	1/1	8	7	0.0	1	1	0	0	76	96%
Dec 1	at SF	L	1/1	4	3	0.0	0	0	0	1	67	100%
Dec 8	at Ari	L	1/1	5	5	0.0	0	0	1	0	68	100%
Dec 15	NO	W	1/1	8	7	0.0	0	0	0	0	85	99%
Dec 22	TB	W	1/1	4	4	0.0	0	0	0	0	59	100%
Dec 29	at Sea	L	1/1	9	4	0.0	0	1	0	0	65	100%
Totals			**16/16**	**87**	**68**	**0.0**	**2**	**6**	**1**	**2**	**1,060**	**99%**

2012 GAME-BY-GAME STATISTICS (STL)

Date	Opp		GP/S	Tot	Solo	Sk	Int	PD	FF	FR	Snaps	Pct
Sep 9	at Det	L	1/0	0	0	0.0	0	0	0	0	0	0%
Sep 16	Was	W	1/0	0	0	0.0	0	0	0	0	0	0%
Sep 23	at Chi	L	1/0	0	0	0.0	0	0	0	0	0	0%
Sep 30	Sea	W	1/0	0	0	0.0	0	0	0	0	0	0%
Oct 4	Ari	W	1/0	0	0	0.0	0	0	0	0	0	0%
Oct 14	at Mia	L	1/0	0	0	0.0	0	0	0	0	0	0%
Oct 21	GB	L	1/0	0	0	0.0	0	0	0	0	0	0%
Oct 28	NE	L	1/0	0	0	0.0	0	0	0	0	0	0%
Nov 11	at SF	T	1/0	0	0	0.0	0	0	0	0	0	0%
Nov 18	NYJ	L	1/0	0	0	0.0	0	0	0	0	3	5%
Nov 25	at Ari	W	1/0	0	0	0.0	0	0	0	0	0	0%
Dec 2	SF	W	1/0	0	0	0.0	0	0	0	0	0	0%
Dec 9	at Buf	W	1/0	0	0	0.0	0	0	0	0	1	2%
Dec 16	Min	L	1/0	0	0	0.0	0	0	0	0	0	0%
Dec 23	at TB	W	1/0	0	0	0.0	0	0	0	0	0	0%
Dec 30	at Sea	L	1/0	0	0	0.0	0	0	0	0	0	0%
Totals			**16/0**	**0**	**0**	**0.0**	**0**	**0**	**0**	**0**	**4**	**1%**

ZECH McPHEARSON

CORNERBACK | 27

(ZACK mc-FEAR-son)

Height: 5-11 **Weight:** 191 **DOB:** March 21, 1998 (Age 23)
NFL Experience: Rookie *(1st with Eagles)* **Draft:** D4-21 (123rd overall) by PHI
College: Texas Tech **Hometown (HS):** Upper Marlboro, MD (Riverdale Baptist)

COLLEGE STATISTICS

			TACKLES					PASS DEFENSE					FUMBLES			DEF SNAPS	
Year	**College**	**GP**	**Total**	**Solo**	**Asst**	**TFL**	**Sacks**	**Int**	**Yds**	**Lg**	**TD**	**PD**	**FF**	**FR**	**Yds**	**No**	**Pct**
2017	Penn State	11	8	5	3	0.0	0.0	0	0	--	0	1	0	1	0	---	---
2018	Penn State	13	8	6	2	1.0	0.0	0	0	--	0	2	0	0	0	---	---
2019	Texas Tech	12	51	42	9	2.5	0.0	0	0	--	0	5	0	0	0	---	---
2020	Texas Tech	10	53	47	6	1.0	0.0	4	21	20	2	6	0	2	73	---	---
Totals		**46**	**120**	**100**	**20**	**4.5**	**0.0**	**4**	**21**	**20**	**2**	**14**	**0**	**3**	**73**	**---**	**---**

Hobbies: Backpacking (has done this in places such as Hawaii and Texas and would like to go to Arizona next) ... **Bucket list:** Travel to Morocco ... **Surprisingly good at:** Baseball. "I was thinking about going to Penn State to play." ... **Desired talent:** Being multilingual ... **Biggest influence on his life:** His grandfather. "He was a hardworking guy and laid the foundation in terms of making sure his immediate family was taken care of. He was a good mentor." ... **If he could play another sport, what position/team:** Shooting guard, Los Angeles Lakers ... **Pregame ritual:** Listens to a playlist he created called "Vibes" (calming R&B music) ... **If he could choose any karaoke song:** "Moving On" - Rod Wave ... **Favorite TV show:** *Schitt's Creek* ... **Favorite movie:** *John Wick* ... **Favorite athlete growing up:** Carl Crawford

COLLEGE HIGHLIGHTS

- Had 120 tackles, 14 PDs, 4 INTs and 3 FRs in 46 career games between Texas Tech (2019-20) and Penn State (2017-18)
- A senior team captain in 2020, appeared in all 10 games (nine starts) and led Texas Tech with 4 INTs and 2 FRs, while ranking 2nd on the team with 6 PDs and 5th with 53 tackles ... His 4 INTs and 2 FRs were the 2nd-most by a Red Raider since 2000
- Started all 12 games as a junior in 2019 and notched 51 tackles (42 solo) and 5 PDs (T-1st on team) ... Became the 2nd Texas Tech player since 2000 to block 2 kicks on special teams
- Saw action in 13 games as a sophomore at Penn State ... Also competed in 11 games as a redshirt freshman

BIRDSEED

- Comes from a family of athletes ... Is the son of Gerrick and Kim McPhearson ... Has six brothers (Gerrick Jr., Derrick, Emmanuel, Jeremiah, Matthew and Joshua) and a sister (Kimberly)
- His father, Gerrick, played at Boston College and earned a tryout with the New England Patriots in 1988 ... His mother, Kim, played RB and OL in the National Women's Football League ... Gerrick Jr. played DB at Maryland and was drafted by the New York Giants in 2006 ... Derrick played WR at Illinois and spent time in the Milwaukee Brewers' minors ... Emmanuel played DB at New Mexico ... Matthew was selected in the 4th round of the 2013 MLB Draft and spent six years in the New York Yankees' and Arizona Diamondbacks' farm system before switching to football at Texas Tech ... Jeremiah played football at Indiana University of Pennsylvania ... Joshua played RB at Penn State prior to a stint in the CFL in 2018 ... Kimberly currently plays soccer at UW-Green Bay
- Earned a bachelor's degree in labor and employment relations
- Prepped at Riverdale Baptist (MD) High School, where he was named Capitol Area District MVP and first-team All-State by *Maryland Pigskin* as a senior ... Tallied 37 PDs and 14 INTs over the course of his high school career

TRANSACTIONS

- **2021** - Drafted by PHI in 4th round (123rd overall)



OBI MELIFONWU

SAFETY

(pronounced OH-bee mel-uh-FON-woo)

Height: 6-4 **Weight:** 224 **DOB:** April 5, 1994 (Age 27)
NFL Experience: 3rd Year *(1st with Eagles)* **Draft:** D2-17 (56th overall) by OAK **Acquired:** FA-21
College: Connecticut **Hometown (HS):** Grafton, MA (South Grafton)

Super Bowl Champion: 2018 (LIII)

CAREER STATISTICS

			TACKLES					PASS DEFENSE					FUMBLES			DEF SNAPS	
Year	**Team**	**GP/S**	**Total**	**Solo**	**Asst**	**TFL**	**Sacks**	**Int**	**Yds**	**Lg**	**TD**	**PD**	**FF**	**FR**	**Yds**	**No**	**Pct**
2017	Oakland	5/1	6	5	1	0	0.0	0	0	--	0	0	0	0	0	34	3%
2018	New England	2/0	1	1	0	0	0.0	0	0	--	0	0	0	0	0	20	2%
Totals		**7/1**	**7**	**6**	**1**	**0**	**0.0**	**0**	**0**	**--**	**0**	**0**	**0**	**0**	**0**	**---**	**---**
PLAYOFFS																	
2018	New England	1/0	0	0	0	0	0.0	0	0	--	0	0	0	0	0	0	0%
Totals		**1/0**	**0**	**0**	**0**	**0**	**0.0**	**0**	**0**	**--**	**0**	**0**	**0**	**0**	**0**	**---**	**---**

ADDITIONAL STATISTICS

Special Teams Tackles: 4 - 2018 (2), 2017 (2) **Postseason Special Teams Tackles:** 1 - 2018 (1)

CAREER HIGHS

Tackles	3	2x, last: 11/19/17 vs. NE
Sacks	--	---
INTs	--	---
PDs	--	---
FFs	--	---
FRs	--	---

2018 SEASON - PATRIOTS

- A member of the Patriots' **Super Bowl LIII**-winning roster ... Saw action in 20 defensive snaps, totaling 1 solo tackle ... Added a career-high-tying 2 special teams tackles

2017 SEASON - RAIDERS

- Tallied 6 tackles (5 solo) in 34 defensive snaps as a rookie ... Also added 2 special teams tackles

COLLEGE HIGHLIGHTS

- Played collegiately at Connecticut, where he finished his career with 351 tackles, 16 PDs, 8 INTs, 2 FFs and 2 FRs in 48 games (47 starts) ... Earned first-team All-AAC honors as well as All-ECAC and All-New England recognition after producing a team-high 128 tackles and 4 INTs as a senior

BIRDSEED

- Majored in sociology at Connecticut
- Attended South Grafton (MA) High School and played both RB and DB ... Named to the ESPN Boston All-State team after posting 14 tackles with 3 INTs and rushing for 1,394 yards and 17 TDs during his senior season ... Also competed on the track team

TRANSACTIONS

- **8/10/21** - Placed on Reserve/Injured ... **8/9/21** - Waived/injured by PHI ... **7/29/21** - Signed with PHI ... **4/30/21** - Waived by SF ... **1/4/21** - Signed with SF ... **4/27/20** - Released by NE ... **1/6/20** - Signed by NE to reserve/future contract ... **9/11/19** - Signed by NE to practice squad ... **9/10/19** - Waived by NE ... **11/5/18** - Signed by NE ... **10/23/18** - Released by OAK ... **8/23/18** - Placed on Reserve/Injured ... **12/15/17** - Placed on Reserve/Injured ... **11/4/17** - Acvitated from Reserve/Injured ... **9/5/17** - Placed on Reserve/Injured ... **2017** - Drafted by OAK in 2nd round (56th overall)

OBI MELIFONWU S | 33

GO BIRDS

2018 GAME-BY-GAME STATISTICS (OAK & NE)

Date	Opp		GP/S	Tot	Solo	Sk	Int	PD	FF	FR	Snaps	Pct
Sep 10	LAR	L	0/0	RESERVE/INJURED								
Sep 16	at Den	L	0/0	RESERVE/INJURED								
Sep 23	at Mia	L	0/0	RESERVE/INJURED								
Sep 30	Cle	W	0/0	RESERVE/INJURED								
Oct 7	at LAC	L	0/0	RESERVE/INJURED								
Oct 14	Sea	L	0/0	RESERVE/INJURED								
WAIVED BY RAIDERS (10/24/18)												
NOT ON NFL ROSTER												
SIGNED BY PATRIOTS (11/6/18)												
Nov 11	at Ten	L	0/0	INACTIVE								
Nov 25	at NYJ	W	1/0	1	1	0.0	0	0	0	0	8	12%
Dec 2	at Min	W	1/0	2	2	0.0	0	0	0	0	12	20%
Dec 9	at Mia	L	0/0	DID NOT PLAY								
Dec 16	at Pit	L	0/0	INACTIVE								
Dec 23	Buf	W	0/0	INACTIVE								
Dec 30	NYJ	W	0/0	INACTIVE								
Totals			**2/0**	**3**	**3**	**0.0**	**0**	**0**	**0**	**0**	**20**	**2%**
PLAYOFFS												
Jan 13	LAC	W	0/0	INACTIVE								
Jan 20	at KC	W	1/0	1	1	0.0	0	0	0	0	0	0%
Feb 3	LAR	W	0/0	INACTIVE								
Totals			**1/0**	**1**	**1**	**0.0**	**0**	**0**	**0**	**0**	**0**	**0%**

2017 GAME-BY-GAME STATISTICS (OAK)

Date	Opp		GP/S	Tot	Solo	Sk	Int	PD	FF	FR	Snaps	Pct
Sep 10	at Ten	W	0/0	RESERVE/INJURED								
Sep 17	NYJ	W	0/0	RESERVE/INJURED								
Sep 24	at Was	L	0/0	RESERVE/INJURED								
Oct 1	at Den	L	0/0	RESERVE/INJURED								
Oct 8	Bal	L	0/0	RESERVE/INJURED								
Oct 15	LAC	L	0/0	RESERVE/INJURED								
Oct 19	KC	W	0/0	RESERVE/INJURED								
Oct 29	at Buf	L	0/0	RESERVE/INJURED								
Nov 5	at Mia	W	1/0	3	2	0.0	0	0	0	0	7	10%
Nov 19	NE	L	1/1	3	3	0.0	0	0	0	0	26	43%
Nov 26	Den	W	1/0	1	1	0.0	0	0	0	0	1	2%
Dec 3	NYG	W	1/0	0	0	0.0	0	0	0	0	0	0%
Dec 10	at KC	L	1/0	0	0	0.0	0	0	0	0	0	0%
Dec 17	Dal	L	0/0	RESERVE/INJURED								
Dec 25	at Phi	L	0/0	RESERVE/INJURED								
Dec 31	at LAC	L	0/0	RESERVE/INJURED								
Totals			**5/1**	**7**	**6**	**0.0**	**0**	**0**	**0**	**0**	**34**	**3%**

MARKEN MICHEL

WIDE RECEIVER | 17

(pronounced mish-EL)

Height: 5-11 **Weight:** 190 **DOB:** July 6, 1993 (Age 28)
NFL Experience: 1st Year *(1st with Eagles)* **Draft:** UDFA-16 by MIN **Acquired:** FA-21
College: Massachusetts **Hometown (HS):** Plantation, FL (American Heritage School)

CAREER STATISTICS

			RECEIVING					OFF SNAPS	
Year	**Team**	**GP/S**	**Rec**	**Yds**	**Avg**	**Lg**	**TD**	**No**	**Pct**
2020	Carolina	2/0	0	0	0	0	0	3	1%
Totals		**2/0**	**0**	**0**	**0**	**0**	**0**	**---**	**---**

CAREER HIGHS

Receptions	--	---
Receiving Yards	--	---
Receiving Long	--	---
Receiving TDs	--	---

CFL HIGHLIGHTS

- Played two seasons with the Canadian Football League's Calgary Stampeders (2017-18), where he totaled 72 receptions for 1,215 yards (16.9 avg.) and 8 TDs in 24 career games
- Appeared in 11 games in 2018, recording 31 receptions for 435 yards (14.0 avg.) and a career-high 5 TDs
- Nominated for the CFL West Division Rookie of the Year in 2017 after registering career highs in receptions (41) and receiving yards (780) while also posting 3 TDs in 13 games

COLLEGE HIGHLIGHTS

- Competed in 38 games at the University of Massachusetts, hauling in 92 catches for 1,016 yards and 6 TDs during his four-year career. Added 162 yards on 28 carries
- Ranked 2nd on the team in receiving TDs (4) and 3rd in receptions (31) and receiving yards (370) in 2015

BIRDSEED

- Marken is the son of Marie and Jeantilean Michel and the older brother of Patriots RB **Sony Michel**
- Michel attended American Heritage School (FL), where he was a two-way starter at wide receiver and safety and also a second-team All-County *Sun-Sentinel* selection
- Michel enjoys art in his free time

TRANSACTIONS

- **8/10/21** - Claimed off waivers by PHI ... **8/9/21** - Waived by CAR ... **1/4/21** - Signed by CAR to reserve/future contract ... **12/14/20** - Reverted by CAR to practice squad ... **12/12/20** - Elevated by CAR from practice squad ... **11/9/20** - Reverted by CAR to practice squad ... **11/7/20** - Elevated by CAR from practice squad ... **10/30/20** - Reverted by CAR to practice squad ... **10/29/20** - Elevated by CAR from practice squad ... **10/26/20** - Reverted by CAR to practice squad ... **10/24/20** - Elevated by CAR from practice squad ... **9/6/20** - Signed by CAR to practice squad ... **9/5/20** - Waived by CAR ... **8/16/20** - Signed by CAR ... **4/30/20** - Waived by PHI ... **12/5/20** - Signed by PHI to reserve/future contract ... **12/5/19** - Signed by PHI to practice squad ... **8/30/19** - Waived by PHI ... **1/10/19** - Signed by PHI ... **8/30/16** - Waived by MIN ... **2016** - Signed by MIN as UDFA

MARKEN MICHEL WR | 17

GO BIRDS

2020 GAME-BY-GAME STATISTICS (CAR)

				RECEIVING					SNAPS	
Date	**Opp**		**GP/S**	**Rec**	**Yds**	**Avg**	**Lg**	**TD**	**No**	**Pct**
Sep 13	LV	L	---	PANTHERS PRACTICE SQUAD						
Sep 20	at TB	L	---	PANTHERS PRACTICE SQUAD						
Sep 27	at LAC	W	---	PANTHERS PRACTICE SQUAD						
Oct 4	Ari	W	---	PANTHERS PRACTICE SQUAD						
Oct 11	at Atl	W	---	PANTHERS PRACTICE SQUAD						
Oct 18	Chi	L	---	PANTHERS PRACTICE SQUAD						
Oct 25	at NO	L	0/0	INACTIVE						
Oct 29	Atl	L	1/0	0	0	0	0	0	0	0%
Nov 8	at KC	L	0/0	INACTIVE						
Nov 15	TB	L	---	PANTHERS PRACTICE SQUAD						
Nov 22	Det	W	---	PANTHERS PRACTICE SQUAD						
Nov 29	at Min	L	---	PANTHERS PRACTICE SQUAD						
Dec 13	Den	L	1/0	0	0	0	0	0	3	4%
Dec 19	GB	L	---	PANTHERS PRACTICE SQUAD						
Dec 27	at Was	W	---	PANTHERS PRACTICE SQUAD						
Jan 3	NO	L	---	PANTHERS PRACTICE SQUAD						
Totals			**2/0**	**0**	**0**	**0**	**0**	**0**	**3**	**1%**



NICK MULLENS

QUARTERBACK | 10

Height: 6-1 **Weight:** 210 **DOB:** March 21, 1995 (Age 26)
NFL Experience: 4th Year *(1st with Eagles)* **Draft:** UDFA-17 by SF **Acquired:** FA-SF-21
College: Southern Mississippi **Hometown (HS):** Birmingham, AL (Spain Park)

CAREER STATISTICS

			PASSING											RUSHING					OFF SNAPS	
Year	**Team**	**GP/S**	**Att**	**Cmp**	**Pct**	**Yds**	**Y/A**	**TD**	**Int**	**Lg**	**Sk/Yds**	**Rate**	**Att**	**Yds**	**Avg**	**Lg**	**TD**	**No**	**Pct**
2018	San Francisco	8/8	274	176	64.2	2,277	8.3	13	10	85t	17/127	90.8	18	-16	-0.9	2	0	519	49%
2019	San Francisco	1/0	0	0	---	0	---	0	0	--	0/0	---	3	-3	-1.0	-1	0	7	1%
2020	San Francisco	10/8	326	211	64.7	2,437	7.5	12	12	49	19/139	84.1	9	8	0.9	7	0	603	55%
Totals		**19/16**	**600**	**387**	**64.5**	**4,714**	**7.9**	**25**	**22**	**85t**	**36/266**	**87.2**	**30**	**-11**	**-0.4**	**7**	**0**	**---**	**---**
PLAYOFFS																			
2019	San Francisco	0/0	0	0	---	0	---	0	0	--	0/0	---	0	0	---	--	0	0	0%
Totals		**0/0**	**0**	**0**	**---**	**0**	**---**	**0**	**0**	**--**	**0/0**	**---**	**0**	**0**	**---**	**--**	**0**	**---**	**---**

ADDITIONAL STATISTICS

Fumbles/Lost: 8/4 - 2020 (6/4), 2018 (2/0)

CAREER HIGHS

Pass Attempts	48	12/2/18 at Sea.
Completions	30	12/2/18 at Sea.
Passing Yards	414	12/2/18 at Sea.
Yards/Attempt	11.9	11/1/18 vs. Oak.
Passing Long	85t	12/9/18 vs. Den.
Passing TDs	3	3x, last: 12/7/20 vs. Buf.
Completion %	72.7	11/1/18 vs. Oak.
Passer Rating	151.9	11/1/18 vs. Oak.
Rush Attempts	5	12/9/18 vs. Den.
Rushing Yards	7	12/20/20 at Dal.
Rushing Long	7	12/20/20 at Dal.
Rushing TDs	--	---

Hobbies: Hanging out with friends and family, going to the beach or lake, and fishing ... **Bucket list:** Win a Super Bowl ... **Biggest influence in his life:** His father or grandpa ... **Player he models his game after:** Drew Brees ... **Favorite movie:** *Dodgeball* ... **Favorite athlete growing up:** Kobe Bryant

NOTES TO KNOW

- Has thrown for 4,405 yards in his first 16 career starts ... Marks the 2nd-most passing yards by any QB in NFL history in their first 16 career starts, trailing only **Patrick Mahomes** (5,100)

2020 SEASON - 49ERS

- Appeared in a career-high 10 games (eight starts) and set career bests in pass attempts (326), completions (211), completion percentage (64.7%) and passing yards (2,437) ... Also posted 12 TDs and 12 INTs while recording an 84.1 passer rating
- Threw for 316 yards, a career-high-tying 3 TDs, 2 INTs and a 95.7 rating on 26-of-39 (66.7%) passing vs. Buf. (12/7/20)
- Registered a season-best 343 yards, 1 TD, 0 INTs and a 108.9 passer rating in the victory at NYG (9/27/20)

2018 SEASON - 49ERS

- Started eight contests and produced career highs in passing TDs (13) and passer rating (90.8) ... Finished his debut campaign with 2,277 yards on 176-of-274 (64.2%) passing
- Completed 30-of-48 (62.5%) passes for a career-high 414 yards and 2 TDs at Sea. (12/2/18) ... His 414 passing yards were the most by a 49ers QB since **Tim Rattay** on 10/10/04 vs. Arizona (417 yards) ... Became the first 49ers QB to throw for 400+ yards since **Colin Kaepernick** on 9/8/13 vs. Green Bay (412 yards).
- Converted 20-of-33 (60.6%) attempts for 332 yards, 2 TDs and a 102.1 passer rating vs. Den. (12/9/18) ... Became the 49ers' first undrafted QB to throw for 300+ yards in consecutive games since **Jeff Garcia** in 2000 (three games)
- Tallied career highs in passing TDs (3) and passer rating (151.9) in his NFL debut vs. Oak. (11/1/18) ... Set franchises records for the most passing TDs and highest passer rating by a 49ers player in their first start with the team ... His 151.9 passer rating was the 2nd-highest by a QB in their NFL debut since 1973 (min. 15 attempts) ... Joined Pro Football Hall of Famers **Jim Kelly** (1986) and **Fran Tarkenton** (1961) as the third player in NFL history to record 250+ yards, 3+ TDs and 0 INTs in their NFL debut

NICK MULLENS QB | 10

GO BIRDS

2020 GAME-BY-GAME STATISTICS (SAN FRANCISCO)

				PASSING										RUSHING					SNAPS	
Date	Opp		GP/S	Att	Cmp	Pct	Yds	Y/A	TD	Int	Lg	Sk/Yds	Rate	Att	Yds	Avg	Lg	TD	No	Pct
Sep 13	Ari	L	0/0	DID NOT PLAY																
Sep 20	at NYJ	W	1/0	11	8	72.7	71	6.5	0	1	24	2/17	51.7	2	-2	-1		0	29	48%
Sep 27	at NYG	W	1/1	36	25	69.4	343	9.5	1	0	26	2/16	108.9	4	0	0.0		0	77	97%
Oct 4	Phi	L	1/1	26	18	69.2	200	7.7	1	2	38	4/28	72.6	0	0	---	--	0	50	68%
Oct 11	Mia	L	0/0	INACTIVE																
Oct 18	LAR	W	0/0	DID NOT PLAY																
Oct 25	at NE	W	0/0	DID NOT PLAY																
Nov 1	at Sea	L	1/0	25	18	72.0	238	9.5	2	0	33	0/0	128.4	0	0	---	--	0	29	41%
Nov 5	GB	L	1/1	35	22	62.9	291	8.3	1	1	47	1/9	86.7	1	0	0.0	0	0	57	100%
Nov 15	at NO	L	1/1	38	24	63.2	247	6.5	1	2	27	2/15	68.6	1	3	3.0	3	0	70	99%
Nov 29	at LAR	W	1/1	35	24	68.6	252	7.2	0	1	33	2/19	77.3	0	0	---	--	0	72	100%
Dec 7	Buf	L	1/1	39	26	66.7	316	8.1	3	2	49	0/0	95.7	0	0	---	--	0	61	100%
Dec 13	Was	L	1/1	45	25	55.6	260	5.8	1	1	22	4/24	70.6	0	0	---	--	0	81	100%
Dec 20	at Dal	L	1/1	36	21	58.3	219	6.1	2	2	25	2/11	71.4	1	7	7.0	7	0	77	92%
Dec 26	at Ari	W	0/0	RESERVE/INJURED																
Jan 3	Sea	L	0/0	RESERVE/INJURED																
Totals			**10/8**	**326**	**211**	**64.7**	**2,437**	**7.5**	**12**	**12**	**49**	**19/139**	**84.1**	**9**	**8**	**0.9**	**7**	**0**	**603**	**55%**

300+ PASSING YARDS

Date	Opponent	Yds
12/2/18	at Seattle Seahawks (L, 16-43)	414
9/27/20	at New York Giants (W, 36-9)	343
12/9/18	vs. Denver Broncos (W, 20-14)	332
12/7/20	vs. Buffalo Bills (L, 24-34)	316

100+ PASSER RATING

Date	Opponent	Rate
11/1/18	vs. Oakland Raiders (W, 34-3)	151.9
11/1/20	at Seattle Seahawks (L, 27-37)	128.4
12/16/18	vs. Seattle Seahawks (W, 26-23)	110.6
9/27/20	at New York Giants (W, 36-9)	108.9
12/9/18	vs. Denver Broncos (W, 20-14)	102.1

3+ PASSING TDs

Date	Opponent	TD
12/7/20	vs. Buffalo Bills (L, 24-34)	3
12/30/18	at Los Angeles Rams (L, 32-48)	3
11/1/18	vs. Oakland Raiders (W, 34-3)	3

COLLEGE HIGHLIGHTS

- Played in 44 games (41 starts) at Southern Mississippi (2013-16), completing 928-of-1,546 attempts for 11,994 yards and 87 TDs
- Named the 2015 Conference USA Offensive Player of the Year after setting single-season school records in both passing yards (4,476) and TD passes (38) ... Helped the Golden Eagles register 7,000+ yards of offense for the first time in program history
- Earned Conference USA All-Freshman honors in 2013

BIRDSEED

- His grandfather, Ernie Tabor, played professional baseball in the Philadelphia Phillies' organization from 1954-55
- Is the son of Suzanne and Mark Mullens ... Has an older brother, Frank, and an older sister, Heather ... He and his wife, Haleigh, have one son, Luke ... Originally born in Little Rock, AR
- Graduated from Southern Mississippi with a bachelor's degree in marketing-business administration
- Attended Spain Park (AL) High School, where he recorded 8,605 passing yards and 40 passing TDs in his career ... Finished with the 7th-most passing yards in AHSAA history

TRANSACTIONS

- **6/14/21** - Agreed to terms with PHI ... **12/25/20** - Placed on Reserve/Injured ... **9/26/18** - Elevated by SF from practice squad to active roster ... **9/2/18** - Signed by SF to practice squad ... **9/1/18** - Waived by SF ... **1/2/18** - Signed by SF to reserve/future contract ... **9/3/17** - Signed by SF to practice squad ... **9/2/17** - Waived by SF ... **2017** - Signed by SF as UDFA

NICK MULLENS QB | 10

GO BIRDS

2019 GAME-BY-GAME STATISTICS (SAN FRANCISCO)

				PASSING										RUSHING					SNAPS	
Date	**Opp**		**GP/S**	**Att**	**Cmp**	**Pct**	**Yds**	**Y/A**	**TD**	**Int**	**Lg**	**Sk/Yds**	**Rate**	**Att**	**Yds**	**Avg**	**Lg**	**TD**	**No**	**Pct**
Sep 8	at TB	W	0/0	DID NOT PLAY																
Sep 15	at Cin	W	0/0	DID NOT PLAY																
Sep 22	Pit	W	0/0	DID NOT PLAY																
Oct 7	Cle	W	0/0	DID NOT PLAY																
Oct 13	at LAR	W	0/0	DID NOT PLAY																
Oct 20	at Was	W	0/0	DID NOT PLAY																
Oct 27	Car	W	1/0	0	0	---	0	---	0	0	--	0/0	---	3	-3	-1.0	-1	0	7	11%
Oct 31	at Ari	W	0/0	DID NOT PLAY																
Nov 11	Sea	L	0/0	DID NOT PLAY																
Nov 17	Ari	W	0/0	DID NOT PLAY																
Nov 24	GB	W	0/0	DID NOT PLAY																
Dec 1	at Bal	L	0/0	DID NOT PLAY																
Dec 8	at NO	W	0/0	DID NOT PLAY																
Dec 15	Atl	L	0/0	DID NOT PLAY																
Dec 21	LAR	W	0/0	DID NOT PLAY																
Dec 29	at Sea	W	0/0	DID NOT PLAY																
Totals			**1/0**	**0**	**0**	**---**	**0**	**---**	**0**	**0**	**--**	**0/0**	**---**	**3**	**-3**	**-1.0**	**-1**	**0**	**7**	**1%**
PLAYOFFS																				
Jan 11	Min	W	0/0	DID NOT PLAY																
Jan 19	GB	W	0/0	DID NOT PLAY																
Feb 2	KC	L	0/0	DID NOT PLAY																
Totals			**0/0**	**0**	**0**	**---**	**0**	**---**	**0**	**0**	**--**	**0/0**	**---**	**0**	**0**	**---**	**--**	**0**	**0**	**0%**

2018 GAME-BY-GAME STATISTICS (SAN FRANCISCO)

				PASSING										RUSHING					SNAPS	
Date	**Opp**		**GP/S**	**Att**	**Cmp**	**Pct**	**Yds**	**Y/A**	**TD**	**Int**	**Lg**	**Sk/Yds**	**Rate**	**Att**	**Yds**	**Avg**	**Lg**	**TD**	**No**	**Pct**
Sep 9	at Min	L	---	49ERS PRACTICE SQUAD																
Sep 16	Det	W	---	49ERS PRACTICE SQUAD																
Sep 23	at KC	L	---	49ERS PRACTICE SQUAD																
Sep 30	at LAC	L	0/0	DID NOT PLAY																
Oct 7	Ari	L	0/0	DID NOT PLAY																
Oct 15	at GB	L	0/0	DID NOT PLAY																
Oct 21	LAR	L	0/0	DID NOT PLAY																
Oct 28	at Ari	L	0/0	DID NOT PLAY																
Nov 1	Oak	W	1/1	22	16	72.7	262	11.9	3	0	71	0/0	151.9	4	-3	-0.8	0	0	55	100%
Nov 12	NYG	L	1/1	39	27	69.2	250	6.4	1	2	26	0/0	73.7	2	1	0.5	2	0	73	100%
Nov 25	at TB	L	1/1	32	18	56.3	221	6.9	1	2	25	4/27	62.1	2	-1	-0.5	0	0	64	100%
Dec 2	at Sea	L	1/1	48	30	62.5	414	8.6	2	1	75t	3/28	95.3	2	1	0.5	1	0	76	100%
Dec 9	Den	W	1/1	33	20	60.6	332	10.1	2	1	85t	3/27	102.1	5	-10	-2.0	-1	0	72	100%
Dec 16	Sea	W	1/1	29	20	69.0	275	9.5	1	0	41t	3/18	110.6	2	-2	-1.0	-1	0	62	100%
Dec 23	Chi	L	1/1	38	22	57.9	241	6.3	0	1	35	1/9	65.8	0	0	---	--	0	55	100%
Dec 30	at LAR	L	1/1	33	23	69.7	282	8.6	3	3	43t	3/18	88.2	1	-2	-2	-2	0	62	100%
Totals			**8/8**	**274**	**176**	**64.2**	**2,277**	**8.3**	**13**	**10**	**85t**	**17/127**	**90.8**	**18**	**-16**	**-0.9**	**2**	**0**	**519**	**49%**

STEVEN NELSON

CORNERBACK | 3

Height: 5-11 **Weight:** 194 **DOB:** Jan. 22, 1993 (Age 28)
NFL Experience: 7th Year *(1st with Eagles)* **Draft:** D3-15 (98th overall) by KC **Acquired:** FA-21
College: Oregon State **Hometown (HS):** Warner Robins, GA (Northside)

CAREER STATISTICS

			TACKLES					PASS DEFENSE					FUMBLES			DEF SNAPS	
Year	**Team**	**GP/S**	**Total**	**Solo**	**Asst**	**TFL**	**Sacks**	**Int**	**Yds**	**Lg**	**TD**	**PD**	**FF**	**FR**	**Yds**	**No**	**Pct**
2015	Kansas City	12/0	8	8	0	0	0.0	0	0	--	0	0	0	0	0	53	5%
2016	Kansas City	15/15	65	59	6	4	0.0	0	0	--	0	16	0	2	0	1,013	91%
2017	Kansas City	9/7	41	33	8	2	0.0	0	0	--	0	4	1	0	0	512	47%
2018	Kansas City	16/16	68	58	10	2	0.0	4	53	35	0	15	0	0	0	1,164	99%
2019	Pittsburgh	15/15	61	52	9	0	0.0	1	33	33	0	8	0	1	0	1,011	94%
2020	Pittsburgh	15/15	48	43	5	2	0.0	2	3	3	0	9	0	1	0	907	88%
Totals		**82/68**	**291**	**253**	**38**	**10**	**0.0**	**7**	**89**	**35**	**0**	**52**	**0**	**4**	**0**	**---**	**---**
PLAYOFFS																	
2015	Kansas City	2/0	0	0	0	0	0.0	0	0	--	0	1	0	0	0	5	4%
2016	Kansas City	1/1	5	4	1	0	0.0	0	0	--	0	0	0	0	0	66	99%
2017	Kansas City	1/1	3	2	1	0	0.0	0	0	--	0	1	0	0	0	68	97%
2018	Kansas City	2/2	5	5	0	0	0.0	0	0	--	0	2	0	0	0	145	95%
2020	Pittsburgh	1/1	6	5	1	0	0.0	0	0	--	0	0	0	0	0	67	100%
Totals		**7/5**	**19**	**16**	**3**	**0**	**0.0**	**0**	**0**	**--**	**0**	**4**	**0**	**0**	**0**	**---**	**---**

ADDITIONAL STATISTICS

Special Teams Tackles: 8 - 2016 (1), 2015 (7)

CAREER HIGHS

Tackles	9	3x, last: 12/3/17 at NYJ
Sacks	--	---
INTs	2	10/11/20 vs. Phi.
PDs	3	6x, last: 12/13/18 vs. LAC
FFs	1	12/10/17 vs. Oak.
FRs	1	4x, last: 11/15/20 vs. Cin.

2020 SEASON - STEELERS

- Ranked 3rd on Pittsburgh's defense with 9 PDs ... Also recorded 48 tackles (43 solo), 2 INTs and 1 FR
- Recorded a career-high 2 INTs against Eagles QB **Carson Wentz** in the win vs. Phi. (10/11/20) ... His second INT turned into a game-clinching play with 2:18 remaining in the game

2019 SEASON - STEELERS

- Finished with the 4th-most PDs (8) on the team ... Ended the season with 61 tackles (52 solo), 1 INT and 1 FR
- Intercepted Bills QB **Josh Allen** vs. Buf. (12/15/19)

2018 SEASON - CHIEFS

- Tied for the 7th-most INTs (career-high 4) in the NFL, trailing only **Kyle Fuller** (7), **Xavien Howard** (7), **Damontae Kazee** (7), **Eddie Jackson** (6), **Alec Ogletree** (5) and **Shawn Williams** (5) ... Also finished T-5th in the NFL with 15 PDs, behind Fuller (21), **Stephon Gilmore** (20), **Kareem Jackson** (17) and **Darius Slay** (17)
- Picked off Cardinals QB **Josh Rosen** and tied his career high with 3 PDs in the 26-14 victory vs. Ari. (11/11/18)
- Intercepted Chargers QB **Philip Rivers** on the second play of the game and had a career-high-tying 3 PDs at LAC (12/13/18)

2017 SEASON - CHIEFS

- Logged 41 tackles (22 solo), 2 TFLs, 4 PDs and 1 FF
- Registered a career-high-tying 9 tackles at NYJ (12/3/17)

STEVEN NELSON CB | 3

GO BIRDS

2020 GAME-BY-GAME STATISTICS (PIT)												
Date	**Opp**		**GP/S**	**Tot**	**Solo**	**Sk**	**Int**	**PD**	**FF**	**FR**	**Snaps**	**Pct**
Sep 14	at NYG	W	1/1	4	3	0.0	0	0	0	0	67	99%
Sep 20	Den	W	1/1	3	2	0.0	0	0	0	0	77	100%
Sep 27	Hou	W	1/1	1	1	0.0	0	0	0	0	47	100%
Oct 11	Phi	W	1/1	6	5	0.0	2	2	0	0	59	100%
Oct 18	Cle	W	1/1	3	3	0.0	0	0	0	0	57	100%
Oct 25	at Ten	W	1/1	4	3	0.0	0	0	0	0	56	98%
Nov 1	at Bal	W	1/1	4	4	0.0	0	0	0	0	74	90%
Nov 8	at Dal	W	1/1	2	2	0.0	0	0	0	0	67	93%
Nov 15	Cin	W	1/1	2	2	0.0	0	1	0	1	60	92%
Nov 22	at Jax	W	1/1	1	1	0.0	0	0	0	0	53	91%
Dec 2	Bal	W	1/1	1	1	0.0	0	0	0	0	48	91%
Dec 7	Was	L	0/0	INACTIVE								
Dec 13	at Buf	L	1/1	6	5	0.0	0	3	0	0	74	99%
Dec 21	at Cin	L	1/1	2	2	0.0	0	2	0	0	56	100%
Dec 27	Ind	W	1/1	6	6	0.0	0	0	0	0	69	100%
Jan3	at Cle	L	1/1	3	3	0.0	0	1	0	0	43	69%
Totals			**15/15**	**48**	**43**	**0.0**	**2**	**9**	**0**	**0**	**907**	**88%**
PLAYOFFS												
Jan 10	Cle	L	1/1	6	5	0.0	0	0	0	0	67	100%
Totals			**1/1**	**6**	**5**	**0.0**	**0**	**0**	**0**	**0**	**67**	**100%**

2019 GAME-BY-GAME STATISTICS (PIT)												
Date	**Opp**		**GP/S**	**Tot**	**Solo**	**Sk**	**Int**	**PD**	**FF**	**FR**	**Snaps**	**Pct**
Sep 8	at NE	L	1/1	3	1	0.0	0	0	0	0	70	100%
Sep 15	Sea	L	1/1	7	6	0.0	0	1	0	0	78	100%
Sep 22	at SF	L	1/1	4	4	0.0	0	0	0	0	79	100%
Sep 30	Cin	W	1/1	3	2	0.0	0	0	0	0	66	100%
Oct 6	Bal	L	1/1	4	3	0.0	0	1	0	0	78	99%
Oct 13	at LAC	W	0/0	INACTIVE								
Oct 28	Mia	W	1/1	1	1	0.0	0	0	0	1	57	100%
Nov 3	Ind	W	1/1	7	6	0.0	0	0	0	0	68	97%
Nov 10	LAR	W	1/1	2	2	0.0	0	1	0	0	75	100%
Nov 14	at Cle	L	1/1	4	3	0.0	0	1	0	0	68	97%
Nov 24	at Cin	W	1/1	3	2	0.0	0	1	0	0	57	100%
Dec 1	Cle	W	1/1	5	5	0.0	0	0	0	0	66	100%
Dec 8	at Ari	W	1/1	7	6	0.0	0	0	0	0	58	100%
Dec 15	Buf	L	1/1	6	6	0.0	1	1	0	0	65	100%
Dec 22	at NYJ	L	1/1	1	1	0.0	0	0	0	0	58	95%
Dec 29	at Bal	L	1/1	4	4	0.0	0	2	0	0	68	100%
Totals			**15/15**	**61**	**52**	**0.0**	**1**	**8**	**0**	**1**	**1,011**	**94%**

2016 SEASON - CHIEFS

- Established a career high with 16 PDs in his first season as a full-time starter ... Added 65 tackles (59 solo) and 2 FRs
- Posted a career-high in tackles (9) in the win vs. SD (9/11/16)

2015 SEASON - CHIEFS

- Recorded 8 tackles on defense as well as a career-high 7 special teams tackles during his rookie season with Kansas City

COLLEGE HIGHLIGHTS

- Played collegiately at Oregon State (2013-14) and the College of the Sequoias (2011-12) ... Earned second-team Pac-12 All-Conference honors during his senior season at Oregon State after producing 60 tackles, 8 PDs and 2 INTs ... Also named All-Pac-12 honorable mention following his junior year
- Recorded 71 tackles, 19 PDs and 6 INTs during his time at the College of the Sequoias ... Earned All-Northern California Football Association recognition

BIRDSEED

- Graduated with a degree in sociology from Oregon State
- Attended Northside (GA) High School, where he was an All-Middle Georgia selection as a returner and DB during his senior season ... Ran track and placed 1st in the county in the 4x100 relay
- Is the son of Steven Nelson Sr. and Ylencia Jackson

TRANSACTIONS

- **7/25/21** - Agreed to terms with PHI on 1-year contract ... **3/23/21** - Released by PIT ... **3/13/19** - Signed by PIT to 3-year contract ... **10/30/17** - Activated from Reserve/Injured (Designated for Return) ... **10/23/17** - Placed on Reserve/Injured (Designated for Return) ... **9/4/17** - Placed on Reserve/Injured ... **2015** - Drafted by KC in 3rd round (98th overall)

STEVEN NELSON CB | 3

GO BIRDS

2018 GAME-BY-GAME STATISTICS (KC)

Date	Opp		GP/S	Tot	Solo	Sk	Int	PD	FF	FR	Snaps	Pct
Sep 9	at LAC	W	1/1	8	4	0.0	0		0	0	82	100%
Sep 16	at Pit	W	1/1	3	3	0.0	0		0	0	81	99%
Sep 23	SF	W	1/1	3	3	0.0	0		0	0	68	100%
Oct 1	at Den	W	1/1	3	3	0.0	0		0	0	60	100%
Oct 7	Jax	W	1/1	3	2	0.0	1		0	0	83	100%
Oct 14	at NE	L	1/1	4	4	0.0	0		0	0	78	100%
Oct 21	Cin	W	1/1	1	1	0.0	0		0	0	48	84%
Oct 28	Den	W	1/1	5	4	0.0	0		0	0	73	100%
Nov 4	at Cle	W	1/1	8	8	0.0	1		0	0	74	99%
Nov 11	Ari	W	1/1	0	0	0.0	1		0	0	73	100%
Nov 19	at LAR	L	1/1	6	5	0.0	0		0	0	80	100%
Dec 2	at Oak	W	1/1	6	5	0.0	0		0	0	76	100%
Dec 9	Bal	W	1/1	3	3	0.0	0		0	0	71	100%
Dec 13	LAC	L	1/1	4	3	0.0	1		0	0	74	100%
Dec 23	at Sea	L	1/1	6	5	0.0	0		0	0	80	100%
Dec 30	Oak	W	1/1	5	5	0.0	0		0	0	63	95%
Totals			**16/16**	**68**	**58**	**0.0**	**4**	**15**	**0**	**0**	**1,164**	**99%**
PLAYOFFS												
Jan 12	Ind	W	1/1	2	2	0.0	0	1	0	0	48	86%
Jan 20	NE	L	1/1	3	3	0.0	0	1	0	0	97	100%
Totals			**2/2**	**5**	**5**	**0.0**	**0**	**2**	**0**	**0**	**145**	**95%**

2017 GAME-BY-GAME STATISTICS (KC)

Date	Opp		GP/S	Tot	Solo	Sk	Int	PD	FF	FR	Snaps	Pct
Sep 7	at NE	W	0/0	RESERVE/INJURED								
Sep17	Phi	W	0/0	RESERVE/INJURED								
Sep 24	at LAC	W	0/0	RESERVE/INJURED								
Oct 2	Was	W	0/0	RESERVE/INJURED								
Oct 8	at Hou	W	0/0	RESERVE/INJURED								
Oct 15	Pit	L	0/0	RESERVE/INJURED								
Oct 19	at Oak	L	0/0	RESERVE/INJURED								
Oct 30	Den	W	1/0	4	2	0.0	0	1	0	0	53	73%
Nov 5	at Dal	L	1/1	5	5	0.0	0	0	0	0	64	96%
Nov 19	at NYG	L	1/1	5	5	0.0	0	2	0	0	66	96%
Nov 26	Buf	L	1/1	5	5	0.0	0	0	0	0	69	100%
Dec 3	at NYJ	L	1/1	9	7	0.0	0	0	0	0	75	82%
Dec 10	Oak	W	1/1	4	3	0.0	0	1	1	0	61	100%
Dec 16	LAC	W	1/1	4	3	0.0	0	0	0	0	64	100%
Dec 24	Mia	W	1/1	5	3	0.0	0	0	0	0	56	100%
Dec 31	at Den	W	1/0	0	0	0.0	0	0	0	0	4	6%
Totals			**9/7**	**41**	**33**	**0.0**	**0**	**4**	**1**	**0**	**512**	**47%**
PLAYOFFS												
Jan 6	Ten	L	1/1	3	2	0.0	0	1	0	0	68	97%
Totals			**1/1**	**3**	**2**	**0.0**	**0**	**1**	**0**	**0**	**68**	**97%**

2016 GAME-BY-GAME STATISTICS (KC)

Date	Opp		GP/S	Tot	Solo	Sk	Int	PD	FF	FR	Snaps	Pct
Sep 11	SD	W	1/1	9	9	0.0	0	0	0	0	70	96%
Sep 18	at Hou	L	1/1	1	1	0.0	0	0	0	0	70	97%
Sep 25	NYJ	W	1/1	3	3	0.0	0	3	0	0	68	100%
Oct 2	at Pit	L	1/1	2	2	0.0	0	0	0	0	53	90%
Oct 16	at Oak	W	1/1	3	1	0.0	0	0	0	0	55	98%
Oct 23	NO	W	1/1	9	8	0.0	0	0	0	0	75	100%
Oct 30	at Ind	W	1/1	2	2	0.0	0	2	0	0	66	100%
Nov 6	Jax	W	1/1	2	2	0.0	0	3	0	1	76	99%
Nov 13	at Car	W	1/1	6	4	0.0	0	1	0	0	71	97%
Nov 20	TB	L	1/1	7	7	0.0	0	1	0	1	77	100%
Nov 27	at Den	W	0/0	INACTIVE								
Dec 4	at Atl	W	1/1	6	6	0.0	0	1	0	0	72	99%
Dec 8	Oak	W	1/1	2	2	0.0	0	2	0	0	74	99%
Dec 18	Ten	L	1/1	8	7	0.0	0	1	0	0	63	95%
Dec 25	Den	W	1/1	2	2	0.0	0	1	0	0	59	98%
Jan 1	at SD	W	1/1	3	3	0.0	0	0	0	0	64	97%
Totals			**15/15**	**65**	**59**	**0.0**	**0**	**16**	**0**	**2**	**1,013**	**91%**
PLAYOFFS												
Jan 15	Pit	L	1/1	5	4	0.0	0	0	0	0	66	99%
Totals			**1/1**	**5**	**4**	**0.0**	**0**	**0**	**0**	**0**	**66**	**99%**

2015 GAME-BY-GAME STATISTICS (KC)

Date	Opp		GP/S	Tot	Solo	Sk	Int	PD	FF	FR	Snaps	Pct
Sep 13	at Hou	W	0/0	INACTIVE								
Sep 17	Den	L	0/0	INACTIVE								
Sep 28	at GB	L	0/0	INACTIVE								
Oct 4	at Cin	L	0/0	INACTIVE								
Oct 11	Chi	L	1/0	0	0	0.0	0	0	0	0	0	0%
Oct 18	at Min	L	1/0	1	1	0.0	0	0	0	0	14	20%
Oct 25	Pit	W	1/0	1	1	0.0	0	0	0	0	21	37%
Nov 1	Det	W	1/0	0	0	0.0	0	0	0	0	7	12%
Nov 15	at Den	W	1/0	0	0	0.0	0	0	0	0	2	3%
Nov 22	at SD	W	1/0	0	0	0.0	0	0	0	0	5	8%
Nov 29	Buf	W	1/0	3	3	0.0	0	0	0	0	0	0%
Dec 6	at Oak	W	1/0	0	0	0.0	0	0	0	0	0	0%
Dec 13	SD	W	1/0	1	1	0.0	0	0	0	0	0	0%
Dec 20	at Bal	W	1/0	1	1	0.0	0	0	0	0	4	6%
Dec 27	Cle	W	1/0	0	0	0.0	0	0	0	0	0	0%
Jan 3	Oak	W	1/0	1	1	0.0	0	0	0	0	0	0%
Totals			**12/0**	**8**	**8**	**0.0**	**0**	**0**	**0**	**0**	**53**	**5%**
PLAYOFFS												
Jan 9	at Hou	W	1/0	0	0	0.0	0	1	0	0	5	8%
Jan 16	at NE	L	1/0	0	0	0.0	0	0	0	0	0	0%
Totals			**2/0**	**0**	**0**	**0.0**	**0**	**1**	**0**	**0**	**5**	**4%**



SUA OPETA

GUARD | 78

(pronounced SUE-uh OH-petta)

Height: 6-4 **Weight:** 305 **DOB:** Aug. 15, 1996 (Age 25)
NFL Experience: 2nd Year *(2nd with Eagles)* **Draft:** UDFA-19 by PHI
College: Weber State **Hometown (HS):** Stansbury Park, UT (Stansbury)

CAREER STATISTICS

			STARTS		OFF SNAPS	
Year	**Team**	**GP/S**	**LG**	**RG**	**No**	**Pct**
2019	Philadelphia	0/0	0	0	0	0%
2020	Philadelphia	8/2	2	0	170	15%
Totals		**8/2**	**2**	**0**	**---**	**---**
PLAYOFFS						
2019	Philadelphia	0/0	0	0	0	0%
Totals		**0/0**	**0**	**0**	**---**	**---**

Hobbies: Fishing and camping ... **Favorite athlete growing up:** Vernon Davis... **Favorite music:** R&B ... **Favorite movie:** *Hitmen* ... **Favorite sport moment:** Winning back-to-back Big Sky Conference championships during his time at Weber State

CAREER HIGHLIGHTS

- Appeared in eight contests in 2020, including two starts at LG ... Started his first career game vs. NYG (10/22/20)

COLLEGE HIGHLIGHTS

- Played in 50 games over four years at Weber State ... Saw action in every contest in each of his final three seasons ... A two-time All-America and two-time first-team All-Big Sky honoree
- As a senior in 2018, voted a consensus All-American as well as first-team All-Big Sky after starting all 13 games and serving as a team captain ... Part of a Wildcats team that won 10 games and a league title, earning a No. 2 playoff seed
- Started all 14 games as a junior in 2017 as part of Weber State's historic year that included a Big Sky title, a school-record 11 wins and two FCS playoff victories ... Finished the season earning All-America and All-Big Sky recognition
- Named honorable mention all-conference following his sophomore campaign in 2016, starting all 12 games on the OL after transitioning from defense during spring practices

BIRDSEED

- Has a bachelor's degree in human performance management
- Given name is Iosua (pronounced yo-SUE-uh) ... Is the son of Amerika and Christy Opeta and has a twin brother, Isaia, and a sister, Malia ... Attended Stansbury (UT) High School, where he received all-state and all-region accolades

TRANSACTIONS

- **11/28/20** - Placed on Reserve/Injured ... **9/15/20** - Signed by PHI to active roster from practice squad ... **9/12/20** - Elevated by PHI from practice squad for Week 1 at Washington ... **9/6/20** - Signed by PHI to practice squad ... **9/5/20** - Waived by PHI ... **12/3/19** - Signed by PHI to active roster from practice squad ... **9/1/19** - Signed by PHI to practice squad ... **8/31/19** - Waived by PHI ... **2019** - Signed by PHI as UDFA

JOE OSTMAN

LINEBACKER | 95

(pronounced OAST-min)

Height: 6-3 **Weight:** 259 **DOB:** July 12, 1995 (Age 26)
NFL Experience: 2nd Year *(2nd with Eagles)* **Draft:** UDFA-18 by PHI
College: Central Michigan **Hometown (HS):** St. Ignace, MI (LaSalle)

CAREER STATISTICS

			TACKLES					PASS DEFENSE					FUMBLES			DEF SNAPS	
Year	**Team**	**GP/S**	**Total**	**Solo**	**Asst**	**TFL**	**Sacks**	**Int**	**Yds**	**Lg**	**TD**	**PD**	**FF**	**FR**	**Yds**	**No**	**Pct**
2019	Philadelphia	0/0	RESERVE/INJURED (8/6/19)														
2020	Philadelphia	3/0	1	1	0	0	0.0	0	0	--	0	0	0	0	0	29	3%
Totals		**3/0**	**1**	**1**	**0**	**0**	**0.0**	**0**	**0**	**--**	**0**	**0**	**0**	**0**	**0**	**---**	**---**

ADDITIONAL STATISTICS

Special Teams Tackles: 1 - 2020 (1)

CAREER HIGHS

Tackles	1	11/22/20 at Cle.
Sacks	--	---
INTs	--	---
PDs	--	---
FFs	--	---
FRs	--	---

Hobbies: Ice fishing, working at his family's bakery ... **Bucket list:** Take a trip to Alaska ... **If he could play another sport, what position/team:** First baseman, Detroit Tigers ... **'Welcome to the NFL' moment:** Going up against Lane Johnson in practice ... **If he could be any superhero:** Spider-Man ... **Career if he wasn't playing football:** Sports medicine ... **Favorite TV show:** *Friday Night Lights* ... **Favorite movie:** *Law Abiding Citizen* ... **Favorite music:** Rap and country ... **Favorite meal:** Parmesan and artichoke chicken ... **Favorite athlete growing up:** Calvin Johnson

2020 SEASON - EAGLES

- Played in 29 defensive snaps (3%) and 42 special teams snaps (10%) over three contests in his first career NFL action with the Eagles ... Registered 1 solo tackle (11/22/20 at Cleveland) as well as 1 special teams tackle (1/3/21 vs. Washington)

COLLEGE HIGHLIGHTS

- One of Central Michigan's all-time leaders in tackles (220), TFLs (45.5) and sacks (26.0) ... Named the Co-Defensive Player of the Year for Central Michigan following the 2016-17 seasons
- Received first-team All-MAC honors as a senior in 2017 after totaling 60 tackles (34 solo), 19.5 TFLs and 13.0 sacks (ranked 2nd in the nation, behind Illinois' **Sutton Smith** - 14.0)

BIRDSEED

- Before entering the NFL, worked at his family bakery, Mackinaw Bakery ... The bakery was his first job and it has been in his family for three generations, starting with his great grandfather
- While at Central Michigan, was awarded the 2017 Famous Idaho Potato Bowl Humanitarian Award and received 2016 MAC Academic Team and MAC Scholar Athlete of the Week honors
- Attended LaSalle (MI) High School, where he was a four-year letterwinner playing LB and TE ... Honored as both the Ski Valley Conference North Defensive and Conference Player of the Year ... Led the Saints to a conference championship and advanced to the state semifinals during his junior and senior campaigns
- Also wrestled in high school and was a three-time Michigan state champion ... Owns multiple school wrestling records, including consecutive wins (141) and wins in a season (57)

TRANSACTIONS

- **1/4/21** - Signed by PHI to reserve/future contract ... **1/2/21** - Elevated by PHI from practice squad for Week 17 vs. Washington ... **12/26/20** - Elevated by PHI from practice squad for Week 16 at Dallas ... **11/21/20** - Elevated by PHI from practice squad as COVID-19 replacement for Week 11 at Cleveland ... **9/6/20** - Signed by PHI to practice squad ... **9/5/20** - Waived by PHI ... **8/6/19** - Placed on Reserve/Injured ... **1/14/19** - Signed by PHI to reserve/future contract ... **9/2/18** - Signed by PHI to practice squad ... **9/1/18** - Waived by PHI ... **2018** - Signed by PHI as UDFA

JOE OSTMAN LB | 95

GO BIRDS

2020 GAME-BY-GAME STATISTICS (PHI)												
Date	**Opp**		**GP/S**	**Tot**	**Solo**	**Sk**	**Int**	**PD**	**FF**	**FR**	**Snaps**	**Pct**
Sep 13	at Was	L	---	EAGLES PRACTICE SQUAD								
Sep 20	LAR	L	---	EAGLES PRACTICE SQUAD								
Sep 27	Cin	T	---	EAGLES PRACTICE SQUAD								
Oct 4	at SF	W	---	EAGLES PRACTICE SQUAD								
Oct 11	at Pit	L	---	EAGLES PRACTICE SQUAD								
Oct 18	Bal	L	---	EAGLES PRACTICE SQUAD								
Oct 22	NYG	W	---	EAGLES PRACTICE SQUAD								
Nov 1	Dal	W	---	EAGLES PRACTICE SQUAD								
Nov 15	at NYG	L	---	EAGLES PRACTICE SQUAD								
Nov 22	at Cle	L	1/0	1	1	0.0	0	0	0	0	9	13%
Nov 30	Sea	L	---	EAGLES PRACTICE SQUAD								
Dec 6	at GB	L	---	EAGLES PRACTICE SQUAD								
Dec 13	NO	W	---	EAGLES PRACTICE SQUAD								
Dec 20	at Ari	L	---	EAGLES PRACTICE SQUAD								
Dec 27	at Dal	L	1/0	0	0	0.0	0	0	0	0	9	13%
Jan 3	Was	L	1/0	0	0	0.0	0	0	0	0	11	17%
Totals			**3/0**	**1**	**1**	**0.0**	**0**	**0**	**0**	**0**	**29**	**3%**

ANDRE PATTON

WIDE RECEIVER | 41

Height: 6-2 **Weight:** 200 **DOB:** May 28, 1994 (Age 27)
NFL Experience: 2nd Year *(1st with Eagles)* **Draft:** UDFA-17 by LAC **Aquired:** FA-21
College: Rutgers **Hometown (HS):** Wilmington, DE (St. Elizabeth)

CAREER STATISTICS

			RECEIVING					OFF SNAPS	
Year	**Team**	**GP/S**	**Rec**	**Yds**	**Avg**	**Lg**	**TD**	**No**	**Pct**
2019	L.A. Chargers	13/5	6	56	9.3	15	0	506	48%
Totals		**13/5**	**6**	**56**	**9.3**	**15**	**0**	**---**	**---**

ADDITIONAL STATISTICS

Special Teams Tackles: 2 - 2019 (2)

CAREER HIGHS

Receptions	2	2x, last: 12/22/19 vs. Oak.
Receiving Yards	22	10/22/20 at Mia.
Receiving Long	15	10/22/20 at Mia.
Receiving TDs	--	---

2019 GAME-BY-GAME STATISTICS (LAC)

				RECEIVING					SNAPS	
Date	**Opp**		**GP/S**	**Rec**	**Yds**	**Avg**	**Lg**	**TD**	**No**	**Pct**
Sep. 8	Ind	W	0/0	DID NOT PLAY						
Sep. 15	at Det	L	1/0	0	0	0	0	0	0	0%
Sep. 22	Hou	L	---	CHARGERS PRACTICE SQUAD						
Sep. 29	at Mia	W	1/0	2	22	11.0	15	0	24	36%
Oct. 6	Den	L	1/0	0	0	0	0	0	16	23%
Oct. 13	Pit	L	0/0	INACTIVE						
Oct. 20	at Ten	L	1/0	0	0	0	0	0	20	32%
Oct. 27	at Chi	W	1/1	0	0	0	0	0	37	82%
Nov. 3	GB	W	1/1	0	0	0	0	0	58	82%
Nov. 7	at Oak	L	1/0	0	0	0	0	0	61	81%
Nov. 18	KC	L	1/0	0	0	0	0	0	59	75%
Dec. 1	at Den	L	1/1	1	8	8.0	8	0	38	61%
Dec. 8	at Jax	W	1/1	0	0	0	0	0	33	55%
Dec. 15	Min	L	1/0	1	8	8.0	8	0	46	74%
Dec. 22	Oak	L	1/0	2	18	9.0	10	0	46	75%
Dec. 29	at KC	L	1/1	0	0	0	0	0	68	88%
Totals			**13/5**	**6**	**5.6**	**9.3**	**15**	**0**	**506**	**48%**

2019 SEASON - CHARGERS

- Saw action in 506 offensive snaps (48%) ... Registered 6 catches for 56 yards ... Added 2 tackles on special teams
- Logged a career-high 22 yards on 2 receptions at Mia. (9/29/19) ... Hauled in a 15-yard pass from Chargers QB **Philip Rivers** to help set up a score in the final two minutes of the first half

COLLEGE HIGHLIGHTS

- Appeared in 44 career games at Rutgers (2013-16) and recorded 90 receptions for 1,164 yards and 10 TDs
- Led the Scarlet Knights and finished 9th in the conference with 5 TDs during his senior year ... Also ranked 2nd on the team in receiving yards (432) and 3rd in receptions (34) as a junior

BIRDSEED

- Prepped at St. Elizabeth (DE) High School, where he played both football and basketball ... Named the Delaware Defensive Player of the Year by the media and Interscholastic Football Coaches Association following his senior campaign

TRANSACTIONS

- **7/29/21** - Signed by PHI ... **12/15/20** - Signed by MIA to practice squad ... **12/14/20** - Released by MIA ... **11/18/20** - Signed by MIA to practice squad ... **10/27/20** - Released by ARI ... **9/6/20** - Signed by ARI to practice squad ... **9/5/20** - Waived by ARI ... **8/5/20** - Signed by ARI ... **8/1/20** - Waived by LAC ... **9/28/19** - Signed by LAC to active roster from practice squad ... **9/18/19** - Signed by LAC to practice squad ... **9/17/19** - Waived by LAC ... **9/14/19** - Signed by LAC to active roster from practice squad ... **9/1/19** - Signed by LAC to practice squad ... **8/31/19** - Waived by LAC ... **1/14/19** - Signed by LAC to reserve/future contract ... '**9/2/18** - Signed by LAC to practice squad ... **9/1/18** - Waived by LAC ... **1/2/18** - Signed by LAC to reserve/future contract ... **9/3/17** - Signed by LAC to practice squad ... **9/2/17** - Waived by LAC ... **5/12/17** - Signed by LAC as UDFA

ROSS PIERSCHBACHER

CENTER/GUARD | 66

(pronounced PEERSH-baker)

Height: 6-4 **Weight:** 315 **DOB:** June 5, 1995 (Age 26)
NFL Experience: 2nd Year *(1st with Eagles)* **Draft:** D5-19 (153rd overall) by WAS **Acquired:** PS-Was-20
College: Alabama **Hometown (HS):** Cedar Falls, IA (Cedar Falls)

CAREER STATISTICS

			STARTS			OFF SNAPS	
Year	**Team**	**GP/S**	**LG**	**C**	**RG**	**No**	**Pct**
2019	Washington	5/0	0	0	0	0	0%
2020	Philadelphia	3/0	0	0	0	0	0%
Totals		**8/0**	**0**	**0**	**0**	**---**	**---**

Nicknames: Hoss or Roscoe ... **If he could play another sport:** Golf ... **Favorite TV show:** *The Office* ... **Favorite music artist:** "The 'King of Country' - George Strait." ... **Family fun fact:** He has five sisters and is the only boy in the family

CAREER HIGHLIGHTS

- Has appeared on special teams over eight career games

COLLEGE HIGHLIGHTS

- Started 57 career games at LG and C during his time at Alabama ... Holds the school record for most career starts by a position player ... A member of two national championship teams
- During his senior season in 2018, earned second-team All-America and first-team All-SEC honors from the *Associated Press* ... Also named a finalist for the Rimington Trophy, which is annually awarded to the nation's top center
- Collected first-team All-SEC recognition playing G as a junior in 2017 ... Helped anchor an offense that ranked 2nd in the SEC in rushing yards per game (250.6) and scoring (37.1 ppg)
- As a sophomore in 2016, received second-team All-SEC honors ... Selected to the SEC All-Freshman Team in 2015

BIRDSEED

- Earned a degree in marketing at Alabama
- Attended Cedar Falls (IA) High School, where he was a three-time first-team 4A All-State selection by the *Des Moines Register*
- Is the son of Brad Pierschbacher

TRANSACTIONS

- **12/14/20** - Signed by PHI to active roster from WAS practice squad ... **9/6/20** - Signed by WAS to practice squad ... **9/5/20** - Waived by WAS ... **2019** - Drafted by WAS in 5th round (153rd overall)

MATT PRYOR

GUARD/TACKLE | 69

Height: 6-7 **Weight:** 332 **DOB:** Dec. 16, 1994 (Age 26)
NFL Experience: 4th Year *(4th with Eagles)* **Draft:** D6-18 (206th overall) by PHI
College: TCU **Hometown (HS):** Lakewood, CA (Lakewood)

CAREER STATISTICS

			STARTS				OFF SNAPS	
Year	**Team**	**GP/S**	**LT**	**LT**	**RG**	**RT**	**No**	**Pct**
2018	Philadelphia	0/0	0	0	0	0	0	0%
2019	Philadelphia	12/0	0	0	0	0	79	7%
2020	Philadelphia	15/10	1	0	6	3	773	69%
Totals		**27/10**	**1**	**0**	**6**	**3**	**---**	**---**
PLAYOFFS								
2018	Philadelphia	0/0	0	0	0	0	0	0%
2019	Philadelphia	1/1	0	0	1	0	69	100%
Totals		**1/1**	**0**	**0**	**1**	**0**	**---**	**---**

CAREER HIGHLIGHTS

- Played in 15 games in 2020, including starts at three positions – LT (one), RG (six) and RT (three) ... Saw action in the 3rd-most offensive snaps (773, 69%) by an Eagles OL, behind **Jason Kelce** (1,124, 99%) and **Nate Herbig** (891, 79%) ... Helped pave the way for an offense that ranked 3rd in the league in rushing average (5.0) and 9th in rushing yards per game (126.7)
- Played in 12 regular-season games in 2019 ... Started his first career game at RG in the Wild Card game vs. Sea. (1/5/19)

COLLEGE HIGHLIGHTS

- Started in 31 games (23 at G) during his time at TCU, including an Alamo Bowl victory over Stanford
- Earned second-team All-Big 12 accolades as a senior, when he helped the Horned Frogs rank 17th in the nation in total TDs (62) ... Blocked for QB **Kenny Hill**, who achieved the 2nd-best completion percentage in the conference and recorded 3,152 passing yards as well as 325 rushing yards

TRANSACTIONS

- **10/22/20** - Activated from Reserve/COVID-19 ... **10/16/20** - Placed on Reserve/COVID-19 ... **2020** - Drafted by PHI in 6th round (206th overall)

First job: Bouncer at Varsity Bar near TCU's campus ... **Surprisingly good at:** Proficient at graphic design and using technology ... **Prized posession:** His family ... **Favorite TV shows:** *Breaking Bad*, *Sons of Anarchy* and *Blacklist* ... **Best player he has faced:** Colts and former Oregon DE DeForest Buckner ... **First jersey:** Magic Johnson, Los Angeles Lakers ... **Three favorite throwback jerseys:** Michael Jordan, Chicago Bulls; Allen Iverson, Philadelphia 76ers; Kobe Bryant, Los Angeles Lakers

JALEN REAGOR

WIDE RECEIVER | 18

(pronounced RAY-gur)

Height: 5-11 **Weight:** 197 **DOB:** Jan. 2, 1999 (Age 22)
NFL Experience: 2nd Year *(2nd with Eagles)* **Draft:** D1-20 (21st overall) by PHI
College: TCU **Hometown (HS):** Waxahachie, TX (Waxahachie)

CAREER STATISTICS

			RECEIVING					OFF SNAPS	
Year	**Team**	**GP/S**	**Rec**	**Yds**	**Avg**	**Lg**	**TD**	**No**	**Pct**
2020	Philadelphia	11/11	31	396	12.8	55	1	510	45%
Totals		**11/11**	**31**	**396**	**12.8**	**55**	**1**	**---**	**---**

ADDITIONAL STATISTICS

Fumbles/Lost: 2/0 - 2020 (2/0) **Fumble Recoveries:** 1 - 2020 (1)

Rushing: 4-26 - 2020 (4-26) **Punt Returns:** 4-94-1 - 2020 (4-94-1)

CAREER HIGHS

Receptions	5	12/20/20 at Ari.
Receiving Yards	55	9/13/20 at Was.
Receiving Long	55	9/13/20 at Was.
Receiving TDs	1	11/1/20 vs. Dal.

Hobbies: Music, shopping ... **Surprisingly good at:** Basketball ... **Player he models his game after:** Stefon Diggs ... **Favorite quote:** "Hard work beats talent when talent doesn't work hard." - Kevin Durant ... **Favorite movie:** *The Great Gatsby* ... **Favorite TV show:** *Martin* ... **Favorite meal:** Hot wings with lemon pepper sprinkles

2020 GAME-BY-GAME STATISTICS (PHI)

				RECEIVING					SNAPS	
Date	**Opp**		**GP/S**	**Rec**	**Yds**	**Avg**	**Lg**	**TD**	**No**	**Pct**
Sep 13	at Was	L	1/1	1	55	55.0	55	0	40	59%
Sep 20	LAR	L	1/1	4	41	10.3	16	0	60	85%
Sep 27	Cin	T	0/0	INACTIVE						
Oct 4	at SF	W	0/0	RESERVE/INJURED						
Oct 11	at Pit	L	0/0	RESERVE/INJURED						
Oct 18	Bal	L	0/0	RESERVE/INJURED						
Oct 22	NYG	W	0/0	RESERVE/INJURED						
Nov 1	Dal	W	1/1	3	16	5.3	8	1	46	73%
Nov 15	at NYG	L	1/1	4	47	11.8	16	0	59	88%
Nov 22	at Cle	L	1/1	4	52	13.0	18	0	63	93%
Nov 30	Sea	L	1/1	3	11	3.7	8	0	43	61%
Dec 6	at GB	L	1/1	1	34	34.0	34	0	44	71%
Dec 13	NO	W	1/1	2	46	23.0	39	0	47	68%
Dec 20	at Ari	L	1/1	5	49	9.8	23	0	46	55%
Dec 27	at Dal	L	1/1	3	30	10.0	15	0	43	59%
Jan 3	Was	L	1/1	1	15	15.0	15	0	19	29%
Totals			**11/11**	**31**	**396**	**12.8**	**55**	**1**	**510**	**45%**

2020 SEASON - EAGLES

- Caught 31 passes for 396 yards (12.8 avg.) and 1 TD as a rookie ... Also returned 4 punts for 94 yards (23.5 avg.) and 1 TD
- Registered a career-long 73-yard punt return TD at GB (12/6/20) ... Marked the longest punt return TD by an Eagles rookie since **Damaris Johnson**'s 98-yard TD on 12/2/12 at Dallas
- Hauled in his first career TD in the win vs. Dal. (11/1/20)
- Posted a career-long 55-yard reception to erase a third-and-22 in the first quarter of the season opener at Was. (9/13/20)

COLLEGE HIGHLIGHTS

- A standout WR and PR at TCU (2017-19) who recorded 148 receptions for 2,248 yards (15.2 avg.) and 22 TDs while returning 23 punts for 409 yards (17.8 avg.) and 2 TDs in 39 games
- Finished his career with the 2nd-most receiving TDs, 6th-most receiving yards and 7th-most receptions in school history ... Is the Horned Frogs' all-time leader in punt return average
- Named a *Sports Illustrated* All-American as an all-purpose player and earned All-Big 12 honors as a junior in 2019 ... Led TCU in receptions (43), yards (611) and TDs (5) and finished as one of two FBS players with multiple punt return TDs ... Ranked 2nd in the nation with a school-record 20.8 punt return average
- Received All-Big 12 recognition following his sophomore year in 2018, when he led the team and ranked 2nd in TCU single-season history with career highs in receptions (72), receiving yards (1,061) and receiving TDs (9 – 5th-most in program history) ... Led the Big 12 in percentage of his team's receptions at 30.1% (72 of 239), which was the highest mark by a Horned Frog in 18 seasons ... Also set a TCU record with TD receptions in 7 straight games

BIRDSEED

- Attended Waxahachie (TX) High School, where he totaled 50 receptions for 967 yards and 14 TDs as a senior
- Is the son of **Montae Reagor**, who played nine NFL seasons, including 2007 with Philadelphia ... Montae was a teammate of Eagles WRs coach **Aaron Moorehead** in Indianapolis and helped the Colts win Super Bowl XLI in 2006

TRANSACTIONS

- **10/31/20** - Activated from Reserve/Injured ... **9/30/20** - Placed on Reserve/Injured ... **2020** - Drafted by PHI in 1st round (21st overall)

HASSAN RIDGEWAY

DEFENSIVE TACKLE | 98

Height: 6-3 **Weight:** 305 **DOB:** Nov. 2, 1994 (Age 26)
NFL Experience: 6th Year *(3rd with Eagles)* **Draft:** D4-16 (116th overall) by IND **Acquired:** T-Ind-19
College: Texas **Hometown (HS):** Mansfield, TX (Mansfield)

CAREER STATISTICS

			TACKLES					PASS DEFENSE					FUMBLES			DEF SNAPS	
Year	**Team**	**GP/S**	**Total**	**Solo**	**Asst**	**TFL**	**Sacks**	**Int**	**Yds**	**Lg**	**TD**	**PD**	**FF**	**FR**	**Yds**	**No**	**Pct**
2016	Indianapolis	16/5	21	8	13	2	1.5	0	0	--	0	1	0	0	0	442	41%
2017	Indianapolis	13/1	14	5	9	3	3.0	0	0	--	0	0	0	0	0	177	16%
2018	Indianapolis	5/0	6	5	1	1	0.0	0	0	--	0	0	0	0	0	65	6%
2019	Philadelphia	7/5	10	7	3	6	2.0	0	0	--	0	0	0	0	0	252	24%
2020	Philadelphia	7/0	11	8	3	1	1.0	0	0	--	0	0	0	0	0	137	12%
Totals		**48/11**	**62**	**33**	**29**	**13**	**7.5**	**0**	**0**	**--**	**0**	**1**	**0**	**0**	**0**	**---**	**---**
PLAYOFFS																	
2018	Indianapolis	2/0	3	1	2	1	0.5	0	0	--	0	0	0	0	0	39	25%
2020	Philadelphia	0/0	RESERVE/INJURED (10/23/19)														
Totals		**2/0**	**3**	**1**	**2**	**1**	**0.5**	**0**	**0**	**--**	**0**	**0**	**0**	**0**	**0**	**---**	**---**

ADDITIONAL STATISTICS

Blocked PATs: 2 - 2020 (1), 2016 (1)

CAREER HIGHS

Tackles	5	12/11/16 vs. Hou.
Sacks	1.0	7x, last: 10/4/20 at SF
INTs	--	---
PDs	1	10/2/16 at Jax.
FFs	--	---
FRs	--	---

First job: Security guard ... **Surprisingly good at:** Cooking ... **Bucket list:** Learn how to swim ... **Biggest pet peeve:** Getting woken up ... **If he could play another sport, what position:** Basketball, power forward ... **Moment left starstruck:** "Going through the combine and realizing the position you are in." ... **Favorite music/artist:** Hip-hop, R&B, J. Cole ... **Favorite athlete:** Shaquille O'Neal ... **Favorite meal:** Jambalaya

2020 SEASON - EAGLES

- Produced 11 tackles (8 solo), 1 TFL and 1.0 sack
- Blocked a PAT attempt by Rams K **Samuel Sloman** in the fourth quarter vs. LAR (9/20/20) ... Marked his second career block

2019 SEASON - EAGLES

- Posted 10 tackles (7 solo), 6 TFLs and 2.0 sacks
- Registered his first sack as an Eagle when he brought down Jets QB **Luke Falk** in the fourth quarter of the team's 10.0-sack performance in the 31-6 victory vs. NYJ (10/6/19)

2018 SEASON - COLTS

- Saw action in five regular-season games and two playoff contests ... Combined for 9 tackles (6 solo) and 0.5 sacks
- In his first career playoff game, registered 2 tackles and 0.5 sacks in the AFC Wild Card round at Hou. (1/5/19)

2017 SEASON - COLTS

- Totaled 14 tackles (5 solo), including 3 TFLs, and a career-high 3.0 sacks in his second season with the Colts

2016 SEASON - COLTS

- Competed in all 16 games (five starts) during his rookie year and produced a career-high 23 tackles (9 solo) with 2 TFLs, 1.5 sacks, 1 PD and 1 blocked PAT attempt (12/24/16 at Oakland)

COLLEGE HIGHLIGHTS

- Played in 36 career games (18 starts) with the Longhorns ... Recorded 92 tackles (58 solo), 9.5 sacks and 2 FRs (1 TD) ... Earned All-Big 12 honors as a senior in 2015, when he posted 36 tackles (24 solo), 6.5 TFLs, 3.5 sacks and 2 FRs in 11 contests

BIRDSEED

- Majored in applied learning and development with a minor in social work while attending the University of Texas

HASSAN RIDGEWAY DT | 98

GO BIRDS

2020 GAME-BY-GAME STATISTICS (PHI)

Date	Opp		GP/S	Tot	Solo	Sk	Int	PD	FF	FR	Snaps	Pct
Sep 13	at Was	L	1/0	4	3	0.0	0	0	0	0	30	43%
Sep 20	LAR	L	1/0	2	2	0.0	0	0	0	0	23	33%
Sep 27	Cin	T	1/0	0	0	0.0	0	0	0	0	15	21%
Oct 4	at SF	W	1/0	1	0	1.0	0	0	0	0	23	32%
Oct 11	at Pit	L	1/0	2	1	0.0	0	0	0	0	24	32%
Oct 18	Bal	L	1/0	1	1	0.0	0	0	0	0	15	21%
Oct 22	NYG	W	1/0	1	1	0.0	0	0	0	0	7	12%
Nov 1	Dal	W	0/0	RESERVE/INJURED								
Nov 15	at NYG	L	0/0	RESERVE/INJURED								
Nov 22	at Cle	L	0/0	RESERVE/INJURED								
Nov 30	Sea	L	0/0	RESERVE/INJURED								
Dec 6	at GB	L	0/0	RESERVE/INJURED								
Dec 13	NO	W	0/0	RESERVE/INJURED								
Dec 20	at Ari	L	0/0	RESERVE/INJURED								
Dec 27	at Dal	L	0/0	RESERVE/INJURED								
Jan 3	Was	L	0/0	RESERVE/INJURED								
Totals			**7/0**	**11**	**8**	**1.0**	**0**	**0**	**0**	**0**	**137**	**12%**

- Prepped at Mansfield (TX) High School, where he lettered in football and basketball ... Earned All-America, all-state, all-area and all-district honors ... Totaled 57 tackles, 7.5 sacks, 1 FF and 1 FR as a senior and helped lead Mansfield to an 11-2 record and advance to the third round of the state playoffs ... Did not start playing football until his sophomore year

TRANSACTIONS

- **3/18/21** - Agreed to terms with PHI ... **10/26/20** - Placed on Reserve/Injured ... **3/16/20** - Agreed to terms with PHI on 1-year contract ... **10/23/19** - Placed on Reserve/Injured ... **4/26/19** - Acquired by PHI from IND in exchange for 2019 7th-round draft choice ... **2016** - Drafted by IND in 4th round (116th overall)

2019 GAME-BY-GAME STATISTICS (PHI)

Date	Opp		GP/S	Tot	Solo	Sk	Int	PD	FF	FR	Snaps	Pct
Sep 8	Was	W	1/0	1	1	0.0	0	0	0	0	23	36%
Sep 15	at Atl	L	1/0	1	0	0.0	0	0	0	0	31	47%
Sep 22	Det	L	1/1	1	1	0.0	0	0	0	0	38	59%
Sep 26	at GB	W	1/1	1	1	0.0	0	0	0	0	48	59%
Oct 6	NYJ	W	1/1	2	1	1.0	0	0	0	0	41	69%
Oct 13	at Min	L	1/1	3	2	0.0	0	0	0	0	48	68%
Oct 20	at Dal	L	1/1	1	1	1.0	0	0	0	0	23	33%
Oct 27	at Buf	W	0/0	RESERVE/INJURED								
Nov 3	Chi	W	0/0	RESERVE/INJURED								
Nov 17	NE	L	0/0	RESERVE/INJURED								
Nov 24	Sea	L	0/0	RESERVE/INJURED								
Dec 1	at Mia	L	0/0	RESERVE/INJURED								
Dec 9	NYG	W	0/0	RESERVE/INJURED								
Dec 15	at Was	W	0/0	RESERVE/INJURED								
Dec 22	Dal	W	0/0	RESERVE/INJURED								
Dec 29	at NYG	W	0/0	RESERVE/INJURED								
Totals			**7/5**	**10**	**7**	**2.0**	**0**	**0**	**0**	**0**	**252**	**24%**
PLAYOFFS												
Jan 5	Sea	L	0/0	RESERVE/INJURED								
Totals			**0/0**	**0**	**0**	**0.0**	**0**	**0**	**0**	**0**	**0**	**0%**

2018 GAME-BY-GAME STATISTICS (IND)

Date	Opp		GP/S	Tot	Solo	Sk	Int	PD	FF	FR	Snaps	Pct
Sep 9	Cin	L	0/0	INACTIVE								
Sep 16	at Was	W	1/0	0	0	0.0	0	0	0	0	12	16%
Sep 23	at Phi	L	0/0	INACTIVE								
Sep 30	Hou	L	0/0	INACTIVE								
Oct 4	at NE	L	0/0	INACTIVE								
Oct 14	at NYJ	L	1/0	2	1	0.0	0	0	0	0	13	18%
Oct 21	Buf	W	1/0	2	2	0.0	0	0	0	0	20	36%
Oct 28	at Oak	W	0/0	INACTIVE								
Nov 11	Jax	W	0/0	INACTIVE								
Nov 18	Ten	W	0/0	INACTIVE								
Nov 25	Mia	W	0/0	INACTIVE								
Dec 2	at Jax	L	0/0	INACTIVE								
Dec 9	at Hou	W	0/0	INACTIVE								
Dec 16	Dal	W	0/0	INACTIVE								
Dec 23	NYG	W	1/0	2	2	0.0	0	0	0	0	14	22%
Dec 30	at Ten	W	1/0	0	0	0.0	0	0	0	0	6	12%
Totals			**5/0**	**6**	**5**	**0.0**	**0**	**0**	**0**	**0**	**65**	**6%**
PLAYOFFS												
Jan 5	at Hou	W	1/0	2	0	0.5	0	0	0	0	22	31%
Jan 12	at KC	L	1/0	1	1	0.0	0	0	0	0	17	20%
Totals			**2/0**	**3**	**1**	**0.5**	**0**	**0**	**0**	**0**	**39**	**25%**

HASSAN RIDGEWAY DT | 98

GO BIRDS

2017 GAME-BY-GAME STATISTICS (IND)

Date	Opp		GP/S	Tot	Solo	Sk	Int	PD	FF	FR	Snaps	Pct
Sep 10	at LAR	L	1/0	0	0	0.0	0	0	0	0	19	29%
Sep 17	Ari	L	1/0	1	1	1.0	0	0	0	0	11	17%
Sep 24	Cle	W	1/0	0	0	0.0	0	0	0	0	19	25%
Oct 1	at Sea	L	1/0	2	0	0.0	0	0	0	0	18	26%
Oct 8	SF	W	1/0	1	0	0.0	0	0	0	0	8	11%
Oct 16	at Ten	L	1/0	0	0	0.0	0	0	0	0	6	9%
Oct 22	Jax	L	1/0	1	0	0.0	0	0	0	0	17	25%
Oct 29	at Cin	L	1/0	1	1	0.0	0	0	0	0	7	12%
Nov 5	at Hou	W	1/0	1	0	0.0	0	0	0	0	7	10%
Nov 12	Pit	L	1/0	2	1	1.0	0	0	0	0	19	29%
Nov 26	Ten	L	0/0	INACTIVE								
Dec 3	at Jax	L	0/0	INACTIVE								
Dec 10	at Buf	L	0/0	INACTIVE								
Dec 14	Den	L	1/0	1	0	0.0	0	0	0	0	13	16%
Dec 23	at Bal	L	1/0	1	1	0.0	0	0	0	0	8	11%
Dec 31	Hou	W	1/1	3	1	1.0	0	0	0	0	25	45%
Totals			**13/1**	**14**	**5**	**3.0**	**0**	**0**	**0**	**0**	**177**	**16%**

2016 GAME-BY-GAME STATISTICS (IND)

Date	Opp		GP/S	Tot	Solo	Sk	Int	PD	FF	FR	Snaps	Pct
Sep 11	Det	L	1/0	1	0	0.0	0	0	0	0	27	41%
Sep 18	at Den	L	1/0	2	1	0.0	0	0	0	0	21	30%
Sep 25	LAC	W	1/0	0	0	0.0	0	0	0	0	17	29%
Oct 2	at Jax	L	1/0	2	1	0.5	0	1	0	0	22	31%
Oct 9	Chi	W	1/0	1	0	0.0	0	0	0	0	21	32%
Oct 16	at Hou	L	1/0	0	0	0.0	0	0	0	0	26	37%
Oct 23	at Ten	W	1/0	1	0	0.0	0	0	0	0	28	38%
Oct 30	Kan	L	1/0	2	1	0.0	0	0	0	0	37	50%
Nov 6	at GB	W	1/0	1	0	0.0	0	0	0	0	32	46%
Nov 20	Ten	W	1/1	1	0	0.0	0	0	0	0	30	42%
Nov 24	Pit	L	1/0	2	2	0.0	0	0	0	0	25	46%
Dec 5	at NYJ	W	1/1	1	0	0.0	0	0	0	0	13	25%
Dec 11	Hou	L	1/1	5	1	1.0	0	0	0	0	43	60%
Dec 18	at Min	W	1/1	0	0	0.0	0	0	0	0	29	50%
Dec 24	at Oak	L	1/1	1	1	0.0	0	0	0	0	49	64%
Jan 1	Jax	W	1/0	1	1	0.0	0	0	0	0	22	30%
Totals			**16/5**	**21**	**8**	**1.5**	**0**	**1**	**0**	**0**	**442**	**41%**

ELIJAH RILEY

SAFETY | 39

Height: 5-11 **Weight:** 214 **DOB:** June 12, 1998 (Age 23)
NFL Experience: 1st Year *(1st with Eagles)* **Draft:** UDFA-20 by PHI
College: Army **Hometown (HS):** Selden, NY (Newfield)

CAREER STATISTICS

			TACKLES					PASS DEFENSE					FUMBLES			DEF SNAPS	
Year	**Team**	**GP/S**	**Total**	**Solo**	**Asst**	**TFL**	**Sacks**	**Int**	**Yds**	**Lg**	**TD**	**PD**	**FF**	**FR**	**Yds**	**No**	**Pct**
2020	Philadelphia	5/0	0	0	0	0	0.0	0	0	--	0	0	0	0	0	4	1%
Totals		**5/0**	**0**	**0**	**0**	**0**	**0.0**	**0**	**0**	**--**	**0**	**0**	**0**	**0**	**0**	**---**	**---**

ADDITIONAL STATISTICS

Special Teams Tackles: 1 - 2020 (1)

CAREER HIGHS

Tackles	--	---
Sacks	--	---
INTs	--	---
PDs	--	---
FFs	--	---
FRs	--	---

2020 GAME-BY-GAME STATISTICS (PHI)

Date	Opp		GP/S	Tot	Solo	Sk	Int	PD	FF	FR	Snaps	Pct
Sep 13	at Was	L	---	EAGLES PRACTICE SQUAD								
Sep 20	LAR	L	---	EAGLES PRACTICE SQUAD								
Sep 27	Cin	T	---	EAGLES PRACTICE SQUAD								
Oct 4	at SF	W	---	EAGLES PRACTICE SQUAD								
Oct 11	at Pit	L	1/0	0	0	0.0	0	0	0	0	0	0%
Oct 18	Bal	L	1/0	0	0	0.0	0	0	0	0	2	3%
Oct 22	NYG	W	---	EAGLES PRACTICE SQUAD								
Nov 1	Dal	W	---	EAGLES PRACTICE SQUAD								
Nov 15	at NYG	L	---	EAGLES PRACTICE SQUAD								
Nov 22	at Cle	L	---	EAGLES PRACTICE SQUAD								
Nov 30	Sea	L	---	EAGLES PRACTICE SQUAD								
Dec 6	at GB	L	---	EAGLES PRACTICE SQUAD								
Dec 13	NO	W	---	EAGLES PRACTICE SQUAD								
Dec 20	at Ari	L	1/0	0	0	0.0	0	0	0	0	2	3%
Dec 27	at Dal	L	1/0	0	0	0.0	0	0	0	0	0	0%
Jan 3	Was	L	1/0	0	0	0.0	0	0	0	0	0	0%
Totals			**5/0**	**0**	**0**	**0.0**	**0**	**0**	**0**	**0**	**4**	**1%**

2020 SEASON - EAGLES

- Saw action in five games as a rookie, registering 1 tackle in 51 special teams snaps (12%) ... Appeared in 4 defensive snaps

COLLEGE HIGHLIGHTS

- Played in 44 games during his four-year career at Army ... Produced 201 tackles (142 solo), 17.5 TFLs, 7 INTs, 6.5 sacks, 3 FFs, 2 FRs and 2 TDs ... As a senior, recorded 79 tackles and 4.0 sacks en route to first-team All-Independent honors ... Earned second-team All-Independent recognition as a junior

BIRDSEED

- Attended Newfield (NY) High School, where he was a two-time captain and first-team All-State and All-Metro selection ... As a senior, helped the team capture the 2016 Rutgers Trophy as Long Island Champions (Class II) ... Enjoys playing basketball

TRANSACTIONS

- **12/16/20** - Signed by PHI to active roster from practice squad ... **10/17/20** - Elevated by PHI from practice squad for Week 6 vs. Baltimore ... **10/10/20** - Elevated by PHI from practice squad for Week 5 at Pittsburgh ... **9/6/20** - Signed by PHI to practice squad ... **9/3/20** - Waived by PHI ... **2020** - Signed by PHI as UDFA

Hobbies: Reading, writing poetry, exploring the outdoors ... **Surprisingly good at:** He was the first chair jazz ensemble and was in a competitive jazz band playing the saxophone through high school ... **Prized possession:** Record player and record collection that his grandfather gifted him ... **Moment left starstruck:** Meeting Darrelle Revis when he was 12 years old at N.Y. Jets Training Camp ... **Famous relatives:** Walter Payton (distant relative) ... **Career if he wasn't playing football:** Fashion designer ... **Favorite movies:** *Into the Wild, Dead Presidents, Space Jam*

RICHARD RODGERS

TIGHT END | 85

Height: 6-4 **Weight:** 257 **DOB:** Jan. 22, 1992 (Age 29)
NFL Experience: 7th Year *(3rd with Eagles)* **Draft:** D3-14 (98th overall) by GB **Acquired:** FA-20
College: California **Hometown (HS):** Shrewsbury, MA (St. John's)

CAREER STATISTICS

			RECEIVING					OFF SNAPS	
Year	**Team**	**GP/S**	**Rec**	**Yds**	**Avg**	**Lg**	**TD**	**No**	**Pct**
2014	Green Bay	16/5	20	225	11.3	43	2	480	46%
2015	Green Bay	16/12	58	510	8.8	61t	8	799	70%
2016	Green Bay	16/6	30	271	9.0	22	2	604	56%
2017	Green Bay	15/1	12	160	13.3	36	1	305	29%
2018	Philadelphia	7/0	1	7	7.0	7	0	42	4%
2019	Philadelphia	1/0	0	0	---	--	0	5	1%
2020	Philadelphia	13/4	24	345	14.4	33t	2	273	24%
Totals		**84/28**	**145**	**1,518**	**10.5**	**61t**	**15**	**---**	**---**
PLAYOFFS									
2014	Green Bay	2/0	5	48	9.6	13t	1	50	36%
2015	Green Bay	2/2	7	56	8.0	15	0	124	84%
2016	Green Bay	3/0	1	34	34.0	34t	1	67	33%
2018	Philadelphia	2/0	0	0	---	--	0	3	3%
2019	Philadelphia	1/0	0	0	---	--	0	3	4%
Totals		**10/2**	**13**	**138**	**10.6**	**34t**	**2**	**---**	**---**

ADDITIONAL STATISTICS

Rushing: 1-11 - 2015 (1-11) **Special Teams Tackles:** 3 - 2020 (3)

Fumble Recoveries: 2 - 2015 (1), 2014 (1)

CAREER HIGHS

Receptions	8	12/3/15 at Det.
Receiving Yards	146	12/3/15 at Det.
Receiving Long	61t	12/3/15 at Det.
Receiving TDs	2	11/8/15 at Car.

CAREER HIGHLIGHTS

- Set a single-game, regular-season record for receiving yards (146) by a Packers TE at Det. (12/3/15), highlighted by his game-winning 61-yard TD on a Hail Mary pass from **Aaron Rodgers** on the final play ... The Hail Mary was the second-longest come-from-behind, game-ending TD from scrimmage in the fourth quarter in NFL history, behind Lions QB **Earl Morrall**'s 65-yard TD pass to TE **Jim Gibbons** on 12/4/60

2020 SEASON - EAGLES

- Logged 24 receptions for 345 yards (14.4 avg.) and 2 TDs ... His 345 receiving yards were his most in a season since 2015
- During Weeks 7-12, led all NFL TEs with a 16.4 receiving average (15 receptions, 246 yards, 2 TDs) ... Also ranked 8th among NFL TEs with 246 receiving yards in that span
- Recorded season highs in receptions (6) and receiving yards (85) in the win vs. NYG (10/22/20)

2018 SEASON - EAGLES

- Saw action in 7 games primarily on special teams after missing the first 9 games of the regular season due to injury

2017 SEASON - PACKERS

- Caught 12 passes for 160 yards (13.3 avg.) and 1 TD
- Posted a season-high 4 receptions for a season-best 77 yards (19.3 avg.) and 1 TD at Car. (12/17/17) ... His 19.3 yards per reception were a career high ... Became the first Green Bay TE with 75+ yards in a game on 4-or-fewer receptions since **Jermichael Finley** on 10/13/13 at Baltimore

2016 SEASON - PACKERS

- Produced 30 catches for 271 yards and 2 TDs in the regular season and added a 34-yard receiving TD in the playoffs

2015 SEASON - PACKERS

- Ranked 5th among NFL TEs with a career-high 8 TDs (tied for 5th-most by a TE in Packers history), trailing only **Tyler Eifert** (13), **Rob Gronkowski** (11), **Jordan Reed** (11) and **Gary Barnidge** (9)
- Became just the fourth TE in team history to record 55+ receptions (58) in a single season, joining **Paul Coffman**, **Jermichael Finley** and **Jackie Harris**
- Was one of only four NFL TEs in 2015 with 55+ receptions (58), 500+ receiving yards (510) and 8+ receiving TDs (8), joining Gronkowski, Reed and Barnidge
- Registered playoff career highs in receptions (7) and receiving yards (56) during the Packers' postseason run
- Set a single-game, regular-season record for receiving yards (146) by a Packers TE at Det. (12/3/15), highlighted by his game-winning 61-yard TD on a Hail Mary pass from **Aaron Rodgers** on the final play ... The Hail Mary was the second-longest come-from-behind, game-ending TD from scrimmage in the fourth quarter in NFL history, behind Lions QB **Earl Morrall**'s 65-yard TD pass to TE **Jim Gibbons** on 12/4/60

RICHARD RODGERS TE | 85

GO BIRDS

2020 GAME-BY-GAME STATISTICS (PHI)

				RECEIVING					SNAPS	
Date	**Opp**		**GP/S**	**Rec**	**Yds**	**Avg**	**Lg**	**TD**	**No**	**Pct**
Sep 13	at Was	L	1/0	0	0	---	--	0	2	3%
Sep 20	LAR	L	1/0	0	0	---	--	0	0	0%
Sep 27	Cin	T	1/0	2	15	7.5	12	0	33	36%
Oct 4	at SF	W	1/1	3	35	11.7	23	0	22	35%
Oct 11	at Pit	L	1/0	1	18	18.0	18	0	19	32%
Oct 18	Bal	L	1/0	3	31	10.3	16	0	43	60%
Oct 22	NYG	W	1/1	6	85	14.2	30	0	69	85%
Nov 1	Dal	W	1/0	0	0	---	--	0	16	25%
Nov 15	at NYG	L	1/0	4	60	15.0	22	0	21	31%
Nov 22	at Cle	L	1/1	2	48	24.0	29	1	22	32%
Nov 30	Sea	L	1/1	3	53	17.7	33t	1	22	31%
Dec 6	at GB	L	1/0	0	0	---	--	0	3	5%
Dec 13	NO	W	1/0	0	0	---	--	0	1	1%
Dec 20	at Ari	L	1/0	0	0	---	--	0	0	0%
Dec 27	at Dal	L	0/0	INACTIVE						
Jan 3	Was	L	0/0	INACTIVE						
Totals			**14/4**	**24**	**345**	**14.4**	**33t**	**2**	**273**	**24%**

2019 GAME-BY-GAME STATISTICS (PHI)

				RECEIVING					SNAPS	
Date	**Opp**		**GP/S**	**Rec**	**Yds**	**Avg**	**Lg**	**TD**	**No**	**Pct**
Sep 8	Was	W	0/0	RESERVE/INJURED						
RELEASED FROM RESERVE/INJURED WITH INJURY SETTLEMENT										
NOT ON NFL ROSTER										
NOT ON NFL ROSTER										
NOT ON NFL ROSTER										
NOT ON NFL ROSTER										
NOT ON NFL ROSTER										
NOT ON NFL ROSTER										
NOT ON NFL ROSTER										
NOT ON NFL ROSTER										
NOT ON NFL ROSTER										
NOT ON NFL ROSTER										
NOT ON NFL ROSTER										
NOT ON NFL ROSTER										
SIGNED BY EAGLES (12/24/19)										
Dec 29	at NYG	W	1/0	0	0	---	--	0	5	1%
Totals			**1/0**	**0**	**0**	**---**	**--**	**0**	**5**	**1%**
PLAYOFFS										
Jan 5	Sea	L	1/0	0	0	---	--	0	3	4%
Totals			**1/0**	**0**	**0**	**---**	**--**	**0**	**3**	**4%**

2014 SEASON - PACKERS

- Played in all 16 games as a rookie and totaled 20 catches for 225 yards and 2 TDs ... Became the first Packers rookie TE to play in all 16 games since **Bubba Franks** in 2000
- Posted 5 receptions for 48 yards and 1 TD in the playoffs

COLLEGE HIGHLIGHTS

- Appeared in 35 games (11 starts) during his three seasons at California and finished with 59 receptions for 896 yards (15.2 avg.) and 2 TDs ... Played TE for his first two seasons before moving to inside receiver as a junior in 2013

BIRDSEED

- Rodgers' father, Richard Sr., is currently the assistant DBs coach for the Washington Football Team ... Richard Sr. was a two-time All-Pacific-10 selection as a DB at California, where he was involved in "The Play" against Stanford in 1982, making the last of five laterals ... Richard Sr. went on to play three years (1987-88, '92) in the Arena Football League
- Rodgers' uncle, Gill Byrd, played 10 seasons with the San Diego Chargers from 1983-92 ... Gill also spent 15 years coaching in the NFL before taking on his current role as Illinois' DBs coach ... Rodgers' cousin, **Jairus Byrd**, played safety for nine seasons (2009-17) in the NFL and was a three-time Pro Bowler
- Rodgers' grandfather, Clyde Mashore, played five seasons of professional baseball (1969-73), and his uncle, Damon Mashore, played three MLB seasons (1996-98)
- Attended St. John's (MA) High School, where he was selected a *Prep Star* All-American after leading all Massachusetts Division C-1 players in receiving (65 receptions for 1,064 yards and 16 TDs) and sacks (8.0) as a senior in 2010 ... Named the Defensive MVP of the Division IA Conference as a junior in 2009

RICHARD RODGERS TE | 85

GO BIRDS

2018 GAME-BY-GAME STATISTICS (PHI)

				RECEIVING					SNAPS	
Date	Opp		GP/S	Rec	Yds	Avg	Lg	TD	No	Pct
Sep 6	Atl	W	0/0	RESERVE/INJURED						
Sep 16	at TB	L	0/0	RESERVE/INJURED						
Sep 23	Ind	W	0/0	RESERVE/INJURED						
Sep 30	at Ten	L	0/0	RESERVE/INJURED						
Oct 7	Min	L	0/0	RESERVE/INJURED						
Oct 11	at NYG	W	0/0	RESERVE/INJURED						
Oct 21	Car	L	0/0	RESERVE/INJURED						
Oct 28	at Jax	W	0/0	RESERVE/INJURED						
Nov 11	Dal	L	0/0	RESERVE/INJURED						
Nov 18	at NO	L	1/0	0	0	---	--	0	0	0%
Nov 25	NYG	W	1/0	0	0	---	--	0	8	12%
Dec 3	Was	W	1/0	0	0	---	--	0	10	13%
Dec 9	at Dal	L	1/0	0	0	---	--	0	2	4%
Dec 16	at LAR	W	1/0	0	0	---	--	0	4	6%
Dec 23	Hou	W	1/0	1	7	7.0	7	0	13	16%
Dec 30	at Was	W	1/0	0	0	---	--	0	5	7%
Totals			**7/0**	**1**	**7**	**7.0**	**7**	**0**	**42**	**4%**
PLAYOFFS										
Jan 6	at Chi	W	1/0	0	0	---	--	0	1	1%
Jan 13	at NO	L	1/0	0	0	---	--	0	2	4%
Totals			**2/0**	**0**	**0**	**---**	**--**	**0**	**3**	**3%**

TRANSACTIONS

- **6/11/21** - Signed by PHI ... **9/8/20** - Signed by PHI ... **9/5/20** - Released by WAS ... **3/30/20** - Signed by WAS ... **12/24/19** - Signed by PHI ... **9/11/19** - Released from Reserve/Injured with injury settlement ... **8/30/19** - Placed on Reserve/Injured ... **3/28/19** - Signed by PHI to 2-year contract ... **11/16/18** - Activated from Reserve/Injured ... **9/4/18** - Placed on Reserve/Injured ... **4/4/18** - Agreed to terms with PHI on 1-year contract ... **2014** - Drafted by GB in 3rd round (98th overall)

2017 GAME-BY-GAME STATISTICS (GB)

				RECEIVING					SNAPS	
Date	Opp		GP/S	Rec	Yds	Avg	Lg	TD	No	Pct
Sep 10	Sea	W	1/0	0	0	---	--	0	5	6%
Sep 17	at Atl	L	1/0	2	22	11.0	14	0	10	13%
Sep 24	Cin	W	1/0	0	0	---	--	0	10	14%
Sep 28	Chi	W	1/0	0	0	---	--	0	10	18%
Oct 8	at Dal	W	1/0	1	16	16.0	16	0	6	10%
Oct 15	at Min	L	1/0	0	0	---	--	0	11	17%
Oct 22	NO	L	1/0	0	0	---	--	0	6	11%
Nov 6	Det	L	1/0	1	5	5.0	5	0	33	56%
Nov 12	at Chi	W	1/0	1	8	8.0	8	0	32	49%
Nov 19	Bal	L	1/0	1	3	3.0	3	0	37	54%
Nov 26	at Pit	L	1/0	1	25	25.0	25	0	37	67%
Dec 3	TB	W	1/0	1	4	4.0	4	0	29	53%
Dec 10	at Cle	W	1/0	0	0	---	--	0	40	53%
Dec 17	at Car	L	1/1	4	77	19.3	36	1	37	54%
Dec 23	Min	L	1/0	0	0	---	--	0	2	3%
Dec 31	at Det	L	0/0	INACTIVE						
Totals			**15/1**	**12**	**160**	**13.3**	**36**	**1**	**305**	**29%**

2016 GAME-BY-GAME STATISTICS (GB)

				RECEIVING					SNAPS	
Date	Opp		GP/S	Rec	Yds	Avg	Lg	TD	No	Pct
Sep 11	at Jax	W	1/0	1	22	22.0	22	0	25	39%
Sep 18	at Min	L	1/0	2	25	12.5	15	0	36	51%
Sep 25	Det	W	1/1	2	9	4.5	7	1	43	80%
Oct 9	NYG	W	1/1	1	6	6.0	6	0	73	91%
Oct 16	Dal	L	1/0	2	15	7.5	12	0	47	67%
Oct 20	Chi	W	1/1	1	7	7.0	7	0	48	55%
Oct 30	at Atl	L	1/1	0	0	---	--	0	26	42%
Nov 6	Ind	L	1/0	6	64	10.7	22	0	49	71%
Nov 13	at Ten	L	1/1	4	27	6.8	12	0	65	83%
Nov 20	at Was	L	1/0	4	28	7.0	11	0	21	31%
Nov 28	at Phi	W	1/0	0	0	---	--	0	26	37%
Dec 4	Hou	W	1/0	2	16	8.0	9	0	27	47%
Dec 11	Sea	W	1/0	1	8	8.0	8	0	34	58%
Dec 18	at Chi	W	1/1	1	10	10.0	10	0	20	33%
Dec 24	Min	W	1/0	2	20	10.0	13t	1	29	49%
Jan 1	at Det	W	1/0	1	14	14.0	14	0	35	47%
Totals			**16/6**	**30**	**271**	**9.0**	**22**	**2**	**604**	**56%**
PLAYOFFS										
Jan 8	NYG	W	1/0	0	0	---	--	0	25	35%
Jan 15	at Dal	W	1/0	1	34	34.0	34t	1	25	37%
Jan 22	at Atl	L	1/0	0	0	---	--	0	17	25%
Totals			**3/0**	**1**	**34**	**34.0**	**34t**	**1**	**67**	**33%**

RICHARD RODGERS TE | 85

GO BIRDS

2015 GAME-BY-GAME STATISTICS (GB)

				RECEIVING					SNAPS	
Date	**Opp**		**GP/S**	**Rec**	**Yds**	**Avg**	**Lg**	**TD**	**No**	**Pct**
Sep 13	at Chi	W	1/1	3	27	9.0	20	0	37	63%
Sep 20	Sea	W	1/1	3	23	7.7	9	1	46	65%
Sep 28	KC	W	1/1	2	15	7.5	8	0	53	70%
Oct 4	at SF	W	1/1	5	45	9.0	12	1	66	90%
Oct 11	StL	W	1/1	6	45	7.5	18	0	58	94%
Oct 18	SD	W	1/1	2	34	17.0	25	0	45	85%
Nov 1	at Den	L	1/1	2	16	8.0	11	0	51	96%
Nov 8	at Car	L	1/1	5	19	3.8	7	2	67	87%
Nov 15	Det	L	1/1	5	32	6.4	21	1	54	62%
Nov 22	at Min	W	1/1	3	7	2.3	5	0	51	66%
Nov 26	Chi	L	1/1	4	30	7.5	13	0	46	59%
Dec 3	at Det	W	1/0	8	146	18.3	61t	1	34	51%
Dec 13	Dal	W	1/0	1	3	3.0	3t	1	42	48%
Dec 20	at Oak	W	1/0	1	7	7.0	7	0	40	53%
Dec 27	at Ari	L	1/0	1	2	2.0	2	0	48	67%
Jan 3	Min	L	1/1	7	59	8.4	18	1	61	77%
Totals			**16/12**	**58**	**510**	**8.8**	**61t**	**8**	**799**	**70%**
PLAYOFFS										
Jan 10	at Was	W	1/1	2	11	5.5	6	0	66	88%
Jan 16	at Ari	L	1/1	5	45	9.0	15	0	58	79%
Totals			**2/2**	**7**	**56**	**8.0**	**15**	**0**	**124**	**84%**

2014 GAME-BY-GAME STATISTICS (GB)

				RECEIVING					SNAPS	
Date	**Opp**		**GP/S**	**Rec**	**Yds**	**Avg**	**Lg**	**TD**	**No**	**Pct**
Sep 4	at Sea	L	1/1	0	0	---	--	0	20	32%
Sep 14	NYJ	W	1/1	0	0	---	--	0	34	48%
Sep 21	at Det	L	1/1	0	0	---	--	0	11	21%
Sep 28	at Chi	W	1/1	2	52	26.0	43	0	22	42%
Oct 2	Min	W	1/0	0	0	---	--	0	19	35%
Oct 12	at Mia	W	1/0	0	0	---	--	0	34	43%
Oct 19	Car	W	1/0	1	1	1.0	1	0	32	55%
Oct 26	at NO	L	1/0	4	58	14.5	22	0	34	50%
Nov 9	Chi	W	1/1	2	6	3.0	4	0	52	78%
Nov 16	Phi	W	1/0	1	19	19.0	19	0	44	65%
Nov 23	at Min	W	1/0	1	1	1.0	1t	1	30	46%
Nov 30	NE	W	1/0	2	35	17.5	32t	1	29	40%
Dec 8	Atl	W	1/0	0	0	---	--	0	34	50%
Dec 14	at Buf	L	1/0	0	0	---	--	0	19	27%
Dec 21	at TB	W	1/0	2	13	6.5	8	0	35	47%
Dec 28	Det	W	1/0	5	40	8.0	18	0	31	47%
Totals			**16/5**	**20**	**225**	**11.3**	**43**	**2**	**480**	**46%**
PLAYOFFS										
Jan 11	Dal	W	1/0	1	13	13.0	13t	1	21	31%
Jan 18	at Sea	L	1/0	4	35	8.8	12	0	29	42%
Totals			**2/0**	**5**	**48**	**9.6**	**13t**	**1**	**50**	**36%**

MILES SANDERS

RUNNING BACK | 26

Height: 5-11 **Weight:** 211 **DOB:** May 1, 1997 (Age 24)
NFL Experience: 3rd Year *(3rd with Eagles)* **Draft:** D2a-19 (53rd overall) by PHI
College: Penn State **Hometown (HS):** Pittsburgh, PA (Woodland Hills)

All-Rookie: 2019

CAREER STATISTICS

			RUSHING					RECEIVING						OFF SNAPS	
Year	**Team**	**GP/S**	**Att**	**Yds**	**Avg**	**Lg**	**TD**	**Rec**	**Yds**	**Avg**	**Lg**	**TD**	**TYS**	**No**	**Pct**
2019	Philadelphia	16/11	179	818	4.6	65t	3	50	509	10.2	45	3	1,327	626	53%
2020	Philadelphia	12/11	164	867	5.3	82t	6	28	197	7.0	28	0	1,064	602	53%
Totals		**28/22**	**343**	**1,685**	**4.9**	**82t**	**9**	**78**	**706**	**9.1**	**45**	**3**	**2,391**	**---**	**---**
PLAYOFFS															
2019	Philadelphia	1/1	14	69	4.9	18	0	3	8	2.7	7	0	77	49	71%
Totals		**1/1**	**14**	**69**	**4.9**	**18**	**0**	**3**	**8**	**2.7**	**7**	**0**	**77**	**---**	**---**

ADDITIONAL STATISTICS

Fumbles/Lost: 6/3 - 2020 (4/2), 2019 (2/1) **Kickoff Returns:** 14-314 - 2019 (14-314)

CAREER HIGHS

Rush Attempts	20	2x, last: 9/20/20 vs. LAR
Rushing Yards	122	12/15/19 at Was.
Rushing Long	82t	12/13/20 vs. NO
Rushing TDs	2	2x, last: 12/13/20 vs. NO
Receptions	6	12/15/19 at Was.
Receiving Yards	86	10/13/19 at Min.
Receiving Long	45	10/13/19 at Min.
Receiving TDs	1	3x, last: 12/15/19 at Was.
Scrimmage Yards	172	12/15/19 at Was.
Offensive TDs	2	3x, last: 12/13/20 vs. NO

First job: Sbarro pizzeria ... **Bucket list:** Skydiving ... **Surprisingly good at:** Drawing ... **Favorite meal:** Chicken alfredo ... **Favorite athletes growing up:** Barry Sanders, LeBron James and Kobe Bryant ... **Moment left starstruck:** Meeting Hines Ward

CAREER HIGHLIGHTS

- Named to the PFWA **All-Rookie** Team after leading his class with franchise rookie records in all-purpose yards (1,641) and scrimmage yards (1,327) in 2019 ... Surpassed **LeSean McCoy** in 2009 (637) for the most rushing yards (818) in Eagles rookie history

NOTES TO KNOW

- Since 2019, ranks 4th in the NFL in rushing average (4.9), trailing only **Nick Chubb** (5.3), **Derrick Henry** (5.2) and **Aaron Jones** (5.0) in that category (min. 300 attempts) ... Also in that span, has recorded the most 60+ yard rushing plays (4) in the league
- Has produced the 4th-most scrimmage yards per touch among NFL RBs since 2019, behind **Austin Ekeler** (6.3), **Alvin Kamara** (5.8) and **Christian McCaffrey** (5.8) (min. 300 touches)

2020 SEASON - EAGLES

- Totaled career highs in rushing yards (867) and rushing TDs (6) ... Ranked 4th in the NFL in yards per attempt (5.3), behind **Nick Chubb** (5.6), **Aaron Jones** (5.5) and **Derrick Henry** (5.4) (min. 150 attempts) ... Also finished 7th in rushing yards per game (72.3), trailing only **Dalvin Cook** (111.2) and Jones (78.9) in the NFC
- Became the first player in Eagles history to record multiple 70+ yard rushing TDs in a single season ... Also became the first NFL RB with 3 rushing plays of 70+ yards in the same season since 2012 (**Jamaal Charles**, **Chris Johnson** and **Adrian Peterson**)
- Registered 115 yards and a career-high-tying 2 TDs in the win vs. NO (12/13/20) ... Rushed for a career-long 82-yard TD, marking the 4th-longest rushing play in team history (longest since **Brian Mitchell**'s 85-yard TD on 10/1/00 vs. Atlanta)
- Posted the 2nd-highest single-game rushing total (118 yards) of his career vs. Bal. (10/18/20), including a 74-yard run ... Marked his second consecutive game with a 70+ yard run (also 74-yard rushing score on 10/11/20 at Pittsburgh)

2019 SEASON - EAGLES

- Named to the PFWA **All-Rookie** Team after leading his class with franchise rookie records in all-purpose yards (1,641) and scrimmage yards (1,327) ... Surpassed **LeSean McCoy** in 2009 (637) for the most rushing yards (818) in Eagles rookie history

MILES SANDERS RB | 26

GO BIRDS

2020 GAME-BY-GAME STATISTICS (PHILADELPHIA)

				RUSHING					RECEIVING						SNAPS	
Date	**Opp**		**GP/S**	**Att**	**Yds**	**Avg**	**Lg**	**TD**	**Rec**	**Yds**	**Avg**	**Lg**	**TD**	**TYS**	**No**	**Pct**
Sep 13	at Was	L	0/0	INACTIVE												
Sep 20	LAR	L	1/1	20	95	4.8	15	1	3	36	12.0	22	0	131	55	77%
Sep 27	Cin	T	1/1	18	95	5.3	19	0	4	12	3.0	7	0	107	71	78%
Oct 4	at SF	W	1/1	13	46	3.5	9	0	2	30	15.0	28	0	76	48	77%
Oct 11	at Pit	L	1/1	11	80	7.3	74t	2	2	19	9.5	11	0	99	50	85%
Oct 18	Bal	L	1/1	9	118	13.1	74	0	1	-6	-6.0	-6	0	112	29	40%
Oct 22	NYG	W	0/0	INACTIVE												
Nov 1	Dal	W	0/0	INACTIVE												
Nov 15	at NYG	L	1/1	15	85	5.7	14	0	2	10	5.0	9	0	95	48	72%
Nov 22	at Cle	L	1/1	16	66	4.1	11	0	3	15	5.0	9	0	81	41	60%
Nov 30	Sea	L	1/1	6	15	2.5	8	0	2	7	3.5	5	0	22	43	61%
Dec 6	at GB	L	1/1	10	31	3.1	8	0	0	0	---	--	0	31	35	56%
Dec 13	NO	W	1/1	14	115	8.2	82t	2	4	21	5.3	9	0	136	56	81%
Dec 20	at Ari	L	1/1	17	64	3.8	10	0	1	26	26.0	26	0	90	69	83%
Dec 27	at Dal	L	1/0	15	57	3.8	7	1	4	27	6.8	9	0	84	57	78%
Jan 3	Was	L	0/0	INACTIVE												
Totals			**12/11**	**164**	**867**	**5.3**	**82t**	**6**	**28**	**197**	**7.0**	**28**	**0**	**1,064**	**602**	**53%**

100+ YARD RUSHING GAMES (3)

Date	Opponent	Yds
12/15/19	at Washington (W, 37-27)	122
10/18/20	vs. Baltimore Ravens (L, 28-30)	118
12/13/20	vs. New Orleans Saints (W, 24-21)	115

- Became the seventh rookie in NFL history to record 800+ rushing yards and 500+ receiving yards, joining **Saquon Barkley** (2018), **Edgerrin James** (1999), **Marshall Faulk** (1994), **Billy Sims** (1980), **Gale Sayers** (1965) and **Abner Haynes** (1960)
- Ranked 3rd among NFL RBs in scrimmage yards per touch (5.8), trailing only **Austin Ekeler** (6.9) and **Christian McCaffrey** (5.9) (min. 200 touches) ... Also tied Ekeler and McCaffrey for the 4th-most plays of 20+ yards (13) among NFL RBs, behind **Nick Chubb** (15), Barkley (14) and **Dalvin Cook** (14)
- Registered 150+ scrimmage yards in back-to-back games on 12/15/19 at Washington (172) and 12/22/19 vs. Dallas (156) ... His 172 scrimmage yards at Washington marked the highest single-game total of his career, which included a career-high 122 rushing yards along with 1 rushing TD and 1 receiving TD

COLLEGE HIGHLIGHTS

- In 38 career games at Penn State, registered 1,649 yards (25th in program history) and 12 TDs on 276 attempts (6.0 avg.) ... Also totaled 32 receptions for 192 yards and 1 TD
- Earned All-Big Ten honors as a junior in 2018 after ranking 2nd in the conference with a career-high 1,274 rushing yards, which were the 5th-most by a Penn State RB since 2000 ... Rushed for 9 TDs and caught 24 passes for 139 yards

BIRDSEED

- Attended Woodland Hills (PA) High School, where he was tabbed first-team PIAA Class AAA All-State in 2014 and 2015 ... Helped lead the school to 39 victories during his career, finishing with 4,573 (5th in WPIAL Class AAA history) and 59 TDs ... Also ran track, competing in the 100, 200 and 4x100 events
- Is the son of Marlene Sanders ... Has an older brother, Brian, and a younger brother, Kobe

TRANSACTIONS

- **2019** - Drafted by PHI in 2nd round (53rd overall)

MILES SANDERS RB | 26

GO BIRDS

2019 GAME-BY-GAME STATISTICS (PHILADELPHIA)																	
				RUSHING					RECEIVING							SNAPS	
Date	Opp		GP/S	Att	Yds	Avg	Lg	TD	Rec	Yds	Avg	Lg	TD	TYS	No	Pct
Sep 8	Was	W	1/0	11	25	2.3	19	0	1	2	2.0	2	0	27	36	49%
Sep 15	at Atl	L	1/1	10	28	2.8	5	0	3	9	3.0	7	0	37	35	43%
Sep 22	Det	L	1/1	13	53	4.1	14	0	2	73	36.5	40	0	126	26	34%
Sep 26	at GB	W	1/1	11	72	6.5	30	0	0	0	---	--	0	72	22	36%
Oct 6	NYJ	W	1/1	9	15	1.7	8	0	4	49	12.3	36	0	64	29	43%
Oct 13	at Min	L	1/0	3	6	2.0	3	0	3	86	28.7	45	1	92	19	29%
Oct 20	at Dal	L	1/0	6	21	3.5	7	0	3	11	3.7	5	0	32	33	54%
Oct 27	at Buf	W	1/0	3	74	24.7	65t	1	3	44	14.7	25	0	118	13	18%
Nov 3	Chi	W	1/0	10	42	4.2	11	0	3	31	10.3	19	0	73	36	41%
Nov 17	NE	L	1/1	11	38	3.5	7	0	2	9	4.5	5	0	47	64	85%
Nov 24	Sea	L	1/1	12	63	5.3	14	0	3	23	7.7	9	0	86	64	84%
Dec 1	at Mia	L	1/1	17	83	4.9	13	0	5	22	4.4	15t	1	105	62	87%
Dec 9	NYG	W	1/1	15	45	3.0	10	0	4	24	6.0	11	0	69	50	56%
Dec 15	at Was	W	1/1	19	122	6.4	56	1	6	50	8.3	18	1	172	55	71%
Dec 22	Dal	W	1/1	20	79	4.0	38	1	5	77	15.4	29	0	156	59	82%
Dec 29	at NYG	W	1/1	9	52	5.8	21	0	3	-1	-0.3	4	0	51	23	31%
Totals			**16/11**	**179**	**818**	**4.6**	**65t**	**3**	**50**	**509**	**10.2**	**45**	**3**	**1,327**	**626**	**53%**
PLAYOFFS																
Jan 5	Sea	L	1/1	14	69	4.9	18	0	3	8	2.7	7	0	77	49	71%
Totals			**1/1**	**14**	**69**	**4.9**	**18**	**0**	**3**	**8**	**2.7**	**7**	**0**	**77**	**49**	**71%**

BOSTON SCOTT

RUNNING BACK | 35

Height: 5-6 **Weight:** 203 **DOB:** April 27, 1995 (Age 26)
NFL Experience: 3rd Year *(3rd with Eagles)* **Draft:** D6b-18 (201st overall) by NO **Acquired:** PS-NO-18
College: Louisiana Tech **Hometown (HS):** Zachary, LA (Zachary)

CAREER STATISTICS

			RUSHING					RECEIVING						OFF SNAPS	
Year	**Team**	**GP/S**	**Att**	**Yds**	**Avg**	**Lg**	**TD**	**Rec**	**Yds**	**Avg**	**Lg**	**TD**	**TYS**	**No**	**Pct**
2018	Philadelphia	2/0	0	0	---	--	0	0	0	---	--	0	0	0	0%
2019	Philadelphia	11/2	61	245	4.0	25	5	24	204	8.5	39	0	449	187	16%
2020	Philadelphia	16/4	80	374	4.7	56t	1	25	212	8.5	18t	1	586	483	43%
Totals		**29/6**	**141**	**619**	**4.4**	**56t**	**6**	**49**	**416**	**8.5**	**39**	**1**	**1,035**	**---**	**---**
PLAYOFFS															
2018	Philadelphia	2/0	0	0	---	--	0	0	0	---	--	0	0	3	3%
2019	Philadelphia	1/0	6	25	4.2	15	0	3	23	7.7	21	0	48	21	30%
Totals		**3/0**	**6**	**25**	**4.2**	**15**	**0**	**3**	**23**	**7.7**	**21**	**0**	**48**	**---**	**---**

ADDITIONAL STATISTICS

Fumbles/Lost: 6/1 - 2020 (2/0), 2019 (4/1) **Kickoff Returns:** 42-915 - 2020 (28-590), 2019 (10-229), 2018 (4-96) **Punt Returns:** 6-43 - 2019 (6-43)

Postseason Kickoff Returns: 4-78 - 2019 (1-24), 2018 (3-54)

CAREER HIGHS

Rush Attempts	19	12/29/19 at NYG
Rushing Yards	70	11/1/20 vs. Dal.
Rushing Long	56t	11/15/20 at NYG
Rushing TDs	3	12/29/19 at NYG
Receptions	7	12/15/19 at Was.
Receiving Yards	84	12/29/19 at NYG
Receiving Long	39	12/29/19 at NYG
Receiving TDs	1	10/22/20 vs. NYG
Scrimmage Yards	138	12/29/19 at NYG
Offensive TDs	3	12/29/19 at NYG

First job: Concessions ... **Bucket list:** Go to a Formula 1 race ... **Surprisingly good at:** "I play a lot of instruments." ... **If he could play another sport:** Soccer ... **Favorite music/artists:** "R&B, but my favorite artists are Chance the Rapper, Kendrick Lamar, J. Cole and Lil Wayne." ... **Favorite athlete growing up:** Barry Sanders ... **Favorite meal:** Shrimp fettuccine alfredo ... **Moment left starstruck:** "Seeing Keke Palmer in person."

CAREER HIGHLIGHTS

- Earned **NFC Offensive Player of the Week** honors after totaling career highs in scrimmage yards (138) and rushing TDs (team-record-tying 3) in the division-clinching win at NYG (12/29/19)

2020 SEASON - EAGLES

- Produced career highs in all-purpose yards (1,176), kickoff return yards (590), scrimmage yards (586), rushing yards (374) and receiving yards (212 – most among Eagles RBs)
- Posted a career-long 56-yard rushing TD at NYG (11/15/20)
- Rushed for a career-high 70 yards vs. Dal. (11/1/20)
- Caught the game-winning, 18-yard TD from **Carson Wentz** with 40 seconds remaining in the 22-21 win vs. NYG (10/22/20)

2019 SEASON - EAGLES

- Ranked 2nd on the team in rushing TDs (5), trailing only **Jordan Howard** (6) ... Also finished 3rd in all-purpose yards (721), behind **Miles Sanders** (1,641) and **Zach Ertz** (916)
- Earned **NFC Offensive Player of the Week** honors after totaling career highs in scrimmage yards (138) and rushing TDs (team-record-tying 3) in the division-clinching win at NYG (12/29/19)
- Became the seventh player in Eagles history to rush for 3 TDs in a single game, joining **LeSean McCoy** (2010, '11), **Charlie Garner** (1995), **Wilbert Montgomery** (1978, '79, '82), **Tom Sullivan** (1974), **Clarence Peaks** (1958) and **Steve Van Buren** (1945, '47, '48)

2018 SEASON - EAGLES

- Saw action primarily as a kick returner in both playoff games ... Totaled 54 yards on 3 kickoff returns (18.0 avg.)
- Made his NFL debut in the win vs. Hou. (12/23/18) ... Returned 4 kickoffs for 96 yards (24.0 avg.), including a 35-yard return

BOSTON SCOTT RB | 35

GO BIRDS

2020 GAME-BY-GAME STATISTICS (PHILADELPHIA)

				RUSHING					RECEIVING						SNAPS	
Date	**Opp**		**GP/S**	**Att**	**Yds**	**Avg**	**Lg**	**TD**	**Rec**	**Yds**	**Avg**	**Lg**	**TD**	**TYS**	**No**	**Pct**
Sep 13	at Was	L	1/1	9	35	3.9	13	0	2	19	9.5	12	0	54	38	56%
Sep 20	LAR	L	1/0	4	19	4.8	9	0	3	24	8.0	12	0	43	13	18%
Sep 27	Cin	T	1/0	3	5	1.7	4	0	0	0	---	--	0	5	13	14%
Oct 4	at SF	W	1/0	2	1	0.5	1	0	0	0	---	--	0	1	9	15%
Oct 11	at Pit	L	1/0	1	3	3.0	3	0	0	0	---	--	0	3	7	12%
Oct 18	Bal	L	1/0	2	4	2.0	5	0	2	5	2.5	4	0	9	35	49%
Oct 22	NYG	W	1/1	12	46	3.8	12	0	3	46	15.3	18t	1	92	56	69%
Nov 1	Dal	W	1/1	15	70	4.7	19	0	2	9	4.5	6	0	79	41	65%
Nov 15	at NYG	L	1/0	3	63	21.0	56t	1	1	11	11.0	11	0	74	18	27%
Nov 22	at Cle	L	1/0	5	24	4.8	9	0	3	26	8.7	14	0	50	27	40%
Nov 30	Sea	L	1/0	2	7	3.5	5	0	5	40	8.0	17	0	47	26	37%
Dec 6	at GB	L	1/0	2	9	4.5	6	0	0	0	---	--	0	9	16	26%
Dec 13	NO	W	1/0	3	6	2.0	3	0	1	11	11.0	11	0	17	15	22%
Dec 20	at Ari	L	1/0	0	0	---	--	0	1	7	7.0	7	0	7	15	18%
Dec 27	at Dal	L	1/0	2	17	8.5	12	0	0	0	---	--	0	17	8	11%
Jan 3	Was	L	1/1	15	65	4.3	20	0	2	14	7.0	9	0	79	46	68%
Totals			**16/4**	**80**	**374**	**4.7**	**56t**	**1**	**25**	**212**	**8.5**	**18t**	**1**	**586**	**483**	**43%**

COLLEGE HIGHLIGHTS

- Played collegiately at Louisiana Tech ... Received All-Conference USA honors after rushing for 1,047 yards and 8 TDs and totaling 20 receptions for 181 yards and 1 TD as a senior in 2017
- Appeared in all 14 games during his junior campaign in 2016, recording 70 carries for 515 yards and 6 TDs while catching 11 passes for 125 yards ... Posted a career day in the win over Rice with career highs in rushing yards (137) and TDs (3)
- Rushed 34 times for 275 yards while returning 9 kickoffs for 251 yards as a sophomore in 2015 ... Originally joined the program as a walk-on during the 2013 season

BIRDSEED

- Was a three-sport athlete at Zachary (LA) High School, earning letters in football (three), soccer (four) and track (one) ... For his career, totaled more than 1,500 all-purpose yards and 1,000 rushing yards, while scoring 17 TDs and averaging 6.2 yards per carry ... Also won the state championship in powerlifting and was a member of the interact club, guitar club and band

TRANSACTIONS

- **4/1/21** - Signed by PHI to exclusive rights tender ... **10/11/19** - Signed by PHI to active roster ... **9/1/19** - Signed by PHI to practice squad ... **8/31/19** - Waived by PHI ... **12/11/18** - Signed by PHI to active roster from NO practice squad ... **9/7/18** - Signed by NO to practice squad ... **9/5/18** - Waived by NO ... **2018** - Drafted by NO in 6th round (201st overall)

BOSTON SCOTT RB | 35

GO BIRDS

2019 GAME-BY-GAME STATISTICS (PHILADELPHIA)

				RUSHING					RECEIVING						SNAPS	
Date	**Opp**		**GP/S**	**Att**	**Yds**	**Avg**	**Lg**	**TD**	**Rec**	**Yds**	**Avg**	**Lg**	**TD**	**TYS**	**No**	**Pct**
Sep 8	Was	W	---	EAGLES PRACTICE SQUAD												
Sep 15	at Atl	L	---	EAGLES PRACTICE SQUAD												
Sep 22	Det	L	---	EAGLES PRACTICE SQUAD												
Sep 26	at GB	W	---	EAGLES PRACTICE SQUAD												
Oct 6	NYJ	W	---	EAGLES PRACTICE SQUAD												
Oct 13	at Min	L	1/0	4	30	7.5	15	0	0	0	---	--	0	30	4	6%
Oct 20	at Dal	L	1/0	7	32	4.6	14	0	1	5	5.0	5	0	37	8	13%
Oct 27	at Buf	W	1/0	5	6	1.2	5	1	0	0	---	--	0	6	9	12%
Nov 3	Chi	W	1/0	0	0	---	--	0	0	0	---	--	0	0	0	0%
Nov 17	NE	L	1/1	7	26	3.7	12	0	0	0	---	--	0	26	14	19%
Nov 24	Sea	L	1/0	0	0	---	--	0	0	0	---	--	0	0	3	4%
Dec 1	at Mia	L	1/0	0	0	---	--	0	0	0	---	--	0	0	0	0%
Dec 9	NYG	W	1/1	10	59	5.9	25	1	6	69	11.5	17	0	128	39	44%
Dec 15	at Was	W	1/0	6	26	4.3	6	0	7	39	5.6	12	0	65	35	46%
Dec 22	Dal	W	1/0	3	12	4.0	5	0	6	7	1.2	7	0	19	20	28%
Dec 29	at NYG	W	1/0	19	54	2.8	15	3	4	84	21.0	39	0	138	55	74%
Totals			**11/2**	**61**	**245**	**4.0**	**25**	**5**	**24**	**204**	**8.5**	**39**	**0**	**449**	**187**	**16%**
PLAYOFFS																
Jan 5	Sea	L	1/0	6	25	4.2	15	0	3	23	7.7	21	0	48	21	30%
Totals			**1/0**	**6**	**25**	**4.2**	**15**	**0**	**3**	**23**	**7.7**	**21**	**0**	**48**	**21**	**30%**

2018 GAME-BY-GAME STATISTICS (NEW ORLEANS & PHILADELPHIA)

				RUSHING					RECEIVING						SNAPS	
Date	**Opp**		**GP/S**	**Att**	**Yds**	**Avg**	**Lg**	**TD**	**Rec**	**Yds**	**Avg**	**Lg**	**TD**	**TYS**	**No**	**Pct**
Sep 9	TB	L	---	SAINTS PRACTICE SQUAD												
Sep 16	Cle	W	---	SAINTS PRACTICE SQUAD												
Sep 23	at Atl	W	---	SAINTS PRACTICE SQUAD												
Sep 30	at NYG	W	---	SAINTS PRACTICE SQUAD												
Oct 8	Was	W	---	SAINTS PRACTICE SQUAD												
Oct 21	at Bal	W	---	SAINTS PRACTICE SQUAD												
Oct 28	at Min	W	---	SAINTS PRACTICE SQUAD												
Nov 4	LAR	W	---	SAINTS PRACTICE SQUAD												
Nov 11	at Cin	W	---	SAINTS PRACTICE SQUAD												
Nov 18	Phi	W	---	SAINTS PRACTICE SQUAD												
Nov 22	Atl	W	---	SAINTS PRACTICE SQUAD												
Nov 29	at Dal	L	---	SAINTS PRACTICE SQUAD												
Dec 9	at TB	W	---	SAINTS PRACTICE SQUAD												
SIGNED BY EAGLES TO ACTIVE ROSTER FROM SAINTS PRACTICE SQUAD (12/11/18)																
Dec 16	at LAR	W	0/0	INACTIVE												
Dec 23	Hou	W	1/0	0	0	0.0	--	0	0	0	0.0	--	0	0	0	0%
Dec 30	at Was	W	1/0	0	0	0.0	--	0	0	0	0.0	--	0	0	0	0%
Totals			**2/0**	**0**	**0**	**0.0**	**--**	**0**	**0**	**0**	**0.0**	**--**	**0**	**0**	**---**	**---**
PLAYOFFS																
Jan 6	at Chi	W	1/0	0	0	0.0	--	0	0	0	0.0	--	0	0	1	1%
Jan 13	at NO	L	1/0	0	0	0.0	--	0	0	0	0.0	--	0	0	2	4%
Totals			**2/0**	**0**	**0**	**0.0**	**--**	**0**	**0**	**0**	**0.0**	**--**	**0**	**0**	**3**	**3%**

JOSIAH SCOTT

CORNERBACK | 46

Height: 5-9 **Weight:** 185 **DOB:** April 5, 1999 (Age 22)
NFL Experience: 2nd Year *(1st with Eagles)* **Draft:** D4-20 (137th overall) by JAX **Acquired:** T-Jax-21
College: Michigan State **Hometown (HS):** Hamilton, OH (Fairfield)

CAREER STATISTICS

			TACKLES					PASS DEFENSE					FUMBLES			DEF SNAPS	
Year	**Team**	**GP/S**	**Total**	**Solo**	**Asst**	**TFL**	**Sacks**	**Int**	**Yds**	**Lg**	**TD**	**PD**	**FF**	**FR**	**Yds**	**No**	**Pct**
2020	Jacksonville	6/0	11	10	1	1	0.0	0	0	--	0	0	0	0	0	80	7%
Totals		**6/0**	**11**	**10**	**1**	**1**	**0.0**	**0**	**0**	**--**	**0**	**0**	**0**	**0**	**0**	**---**	**---**

CAREER HIGHS

Tackles	4	11/29/20 vs. Cle.
Sacks	--	---
INTs	--	---
PDs	--	---
FFs	--	---
FRs	--	---

Hobbies: Watching movies, playing video games and golfing ... **First job:** Host at *Max & Erma's* ... **Bucket list:** Travel out of the country ... **NFL player he models his game after:** Likes the mentality of Jamal Adams and Tyrann Mathieu ... **Favorite meal:** Burger and wings ... **Favorite athlete growing up:** "I was an Eagles fan growing up, so I was a big Brian Dawkins fan. I loved watching Brian Dawkins play. The intensity that he played with, it was crazy and unlike any other." ... **Favorite sports moment:** *'Miracle at the Meadowlands'* when DeSean Jackson returned the Matt Dodge punt for a game-winning TD

2020 GAME-BY-GAME STATISTICS (JAX)

Date	**Opp**		**GP/S**	**Tot**	**Solo**	**Sk**	**Int**	**PD**	**FF**	**FR**	**Snaps**	**Pct**
Sep 13	Ind	W	0/0	DID NOT PLAY								
Sep 20	at Ten	L	0/0	INACTIVE								
Sep 24	Mia	L	0/0	INACTIVE								
Oct 4	at Cin	L	0/0	INACTIVE								
Oct 11	at Hou	L	0/0	DID NOT PLAY								
Oct 18	Det	L	0/0	DID NOT PLAY								
Oct 25	at LAC	L	1/0	1	1	0.0	0	0	0	0	2	2%
Nov 8	Hou	L	0/0	INACTIVE								
Nov 15	at GB	L	0/0	DID NOT PLAY								
Nov 22	Pit	L	1/0	1	1	0.0	0	0	0	0	4	5%
Nov 29	Cle	L	1/0	4	4	0.0	0	0	0	0	24	36%
Dec 6	at Min	L	1/0	3	2	0.0	0	0	0	0	28	31%
Dec 13	Ten	L	1/0	1	1	0.0	0	0	0	0	5	8%
Dec 20	at Bal	L	0/0	DID NOT PLAY								
Dec 27	Chi	L	0/0	DID NOT PLAY								
Jan 3	at Ind	L	1/0	1	1	0.0	0	0	0	0	17	25%
Totals			**6/0**	**11**	**10**	**0.0**	**0**	**0**	**0**	**0**	**80**	**7%**

2020 SEASON - JAGUARS

- Saw action in six games as a rookie ... Made 11 tackles (10 solo) with 1 TFL over 80 defensive snaps (7%)

COLLEGE HIGHLIGHTS

- A three-year letterwinner at Michigan State who played in 30 career games and recorded 98 tackles, 32 PDs, 2 FFs and 1 FR ... Closed his career ranked T-12th in Spartans history in PDs
- Started all 13 games and earned All-Big Ten honors as a junior in 2019 ... Tied for 2nd in the Big Ten with a team- and career-high 3 INTs and led Michigan State with 11 PDs

BIRDSEED

- Prepped at Fairfield (OH) High School ... Recorded 48 tackles, 10 PDs, 5 INTs, 4 TFLs, 3 blocked punts, 2 TDs, 2 FRs and 1 FF as a senior ... Named to the 2016 Division I All-Ohio Team
- Is the son of Oliver and Danielle Scott ... One of four family members to play college football ... His brothers, Isaiah and Joshua, helped Mount Union win a Division III National Championship in 2012 ... His brother, Elijah, was a LB on the 2017 Division III National Championship team at Mount Union

TRANSACTIONS

- **5/18/21** - Acquired by PHI from JAX in exchange for CB **Jameson Houston** and a 2023 6th-round draft choice ... **7/30/20** - Activated from Reserve/COVID-19 ... **7/27/20** - Placed on Reserve/COVID-19 ... **2020** - Drafted by JAX in 4th round (137th overall)

ISAAC SEUMALO

GUARD | 56

(pronounced say-uh-MAH-low)

Height: 6-4 **Weight:** 303 **DOB:** Oct. 29, 1993 (Age 27)
NFL Experience: 6th Year *(6th with Eagles)* **Draft:** D3-16 (79th overall) by PHI
College: Oregon State **Hometown (HS):** Corvallis, OR (Corvallis)

Super Bowl Champion: 2017 (LII)

CAREER STATISTICS

			STARTS			OFF SNAPS	
Year	**Team**	**GP/S**	**LG**	**RG**	**RT**	**No**	**Pct**
2016	Philadelphia	9/4	1	2	1	335	30%
2017	Philadelphia	14/2	2	0	0	284	25%
2018	Philadelphia	13/9	9	0	0	548	50%
2019	Philadelphia	16/16	16	0	0	1,181	99%
2020	Philadelphia	9/9	9	0	0	587	52%
Totals		**61/40**	**37**	**2**	**1**	**---**	**---**
PLAYOFFS							
2017	Philadelphia	3/0	0	0	0	23	11%
2018	Philadelphia	2/2	2	0	0	119	100%
2019	Philadelphia	1/1	1	0	0	69	100%
Totals		**6/3**	**3**	**0**	**0**	**---**	**---**

First job: Delivering newspapers in his neighborhood (woke up at 3 a.m. to start his route) ... **If he could play another sport:** Ping pong ... **Favorite sports moment:** Hawaii's 2008 Sugar Bowl season ... **Favorite meal:** Hawaiian food ... **Favorite TV show:** *It's Always Sunny in Philadelphia*

CAREER HIGHLIGHTS

- Started all 16 games at LG for the first time in his career in 2019 ... Appeared in 1,181 offensive snaps (99%) ... Paved the way for an offense that ranked 3rd in red zone TD efficiency (66.7%) and 4th in third-down conversion rate (45.4%)
- Played in 14 games, including two starts at LG, during Philadelphia's **Super Bowl LII**-winning season in 2017 ... Blocked for one of the most dominant OL units in the league ... Helped the Eagles lead the NFL in red zone offense (65.%) and rank 3rd in rushing offense (132.2 ypg) and offensive points per game (26.3)
- Proved to be a key reserve OL as a rookie in 2016 ... Saw action in nine games and started four contests at three different positions (one at LG, two at RG and one at RT) ... Appeared at RG in his NFL starting debut vs. GB (11/28/16)

COLLEGE HIGHLIGHTS

- Made 37 career starts at Oregon State, opening contests at four different positions on the OL (LT, C, RG and RT)
- In 2015, started all 12 games for the Beavers (three at LT, nine at RG) ... Named to the Outland Trophy and Rotary Lombardi Award watch lists and finished the season with All-Pac-12 honorable mention and Pac-12 All-Academic first-team honors
- Started 10 games at C and two games at RT in 2013, earning second-team All-Pac-12 All-Conference honors ... Also selected to the Capital One Academic All-District Team as well as the Pac-12 All-Academic first-team
- During the 2012 season, became the first freshman starting C for Oregon State since **Roger Levasa** in 1978 ... Earned All-Pac-12 honorable mention and was named Freshman All-America by *Phil Steele* and CBSSports.com

BIRDSEED

- Prepped at Corvallis (OR) High School, where he was named 5A first-team All-State as an OL and DL following his junior and senior seasons ... Also an Under Armour and ESPN All-American
- Is the son of Joe and Karen Seumalo and has three brothers (Andrew, Levi and Noah) and one sister (Jessi)

TRANSACTIONS

- **11/20/20** - Activated from Reserve/Injured ... **9/22/20** - Placed on Reserve/Injured ... **3/4/19** - Agreed to terms with PHI on 3-year contract ... **2016** - Drafted by PHI in 3rd round (79th overall)

KEVON SEYMOUR

CORNERBACK | 41

(pronounced KEY-von)

Height: 6-0 **Weight:** 185 **DOB:** Nov. 30, 1993 (Age 27)
NFL Experience: 4th Year *(1st with Eagles)* **Draft:** D6-16 (218th overall) by BUF **Acquired:** FA-20
College: USC **Hometown (HS):** Pasadena, CA (John Muir)

CAREER STATISTICS

			TACKLES					PASS DEFENSE					FUMBLES			DEF SNAPS	
Year	**Team**	**GP/S**	**Total**	**Solo**	**Asst**	**TFL**	**Sacks**	**Int**	**Yds**	**Lg**	**TD**	**PD**	**FF**	**FR**	**Yds**	**No**	**Pct**
2016	Buffalo	15/3	14	12	2	0	0.0	0	0	--	0	3	0	0	0	284	27%
2017	Carolina	16/2	19	16	3	0	0.0	0	0	--	0	4	0	0	0	318	32%
2018	Carolina	0/0	RESERVE/INJURED (9/1/18)														
2020	Philadelphia	2/0	7	5	2	0	0.0	0	0	--	0	0	0	0	0	82	7%
Totals		**33/5**	**40**	**33**	**7**	**0**	**0.0**	**0**	**0**	**--**	**0**	**7**	**0**	**0**	**0**	**---**	**---**

ADDITIONAL STATISTICS

Special Teams Tackles: 13 - 2020 (1), 2017 (4), 2016 (8)

CAREER HIGHS

Tackles	5	12/13/20 vs. NO
Sacks	--	---
INTs	--	---
PDs	1	7x, last: 12/17/17 vs. GB
FFs	--	---
FRs	--	---

Hobbies: "If I'm not with my family, I'm usually messing around with my Charger Hellcat." ... **First jobs:** Summer camp counselor and church volunteer with his now-wife (high school sweethearts) ... **Surprisingly good at:** Baseball. "I threw perfect games and no-hitters as a kid and was hitting balls over the stadium fence at LeSean McCoy's charity softball game in Buffalo." ... **Family traditions:** Used to go on road trips to Oakland every year to visit his great-great-grandmother, who lived to be 105 years old ... **If he could witness any moment in history:** Kobe Bryant's 81-point game ... **Favorite show:** *The Hundred*. "I love sci-fi and action." ... **Favorite movie:** *The Wood* ... **Favorite meal:** Thanksgiving food. "I would ask my mom to cook Thanksgiving food and she already knew what I was talking about."

2020 SEASON - EAGLES

- Produced 7 tackles (5 solo) in 82 defensive snaps (7%) over two contests with Philadelphia ... Also had 1 special teams tackle
- Logged a career-high 5 tackles (4 solo) vs. NO (12/13/20)

2017 SEASON - PANTHERS

- Saw action in a career-high 318 defensive snaps (32%) over 16 games with the Panthers ... Posted 19 tackles (16 solo) with a career-high 4 PDs ... Added 4 special teams tackles

2016 SEASON - BILLS

- Tallied 14 tackles (12 solo) and 3 PDs during his rookie season ... Also registered 8 special teams tackles

COLLEGE HIGHLIGHTS

- Recorded 127 tackles, 5 TFLs, 3 INTs, 1.0 sack and 1 FR during his collegiate career at USC ... Returned 7 kickoffs as a sophomore, averaging 13.1 yards per return

BIRDSEED

- Multiple surgeries kept him off the field and out of the NFL from 2018-19 ... While rehabbing injuries, offered to work at Wheel & Tire Exchange, an auto customizing shop in Charlotte, NC, where he served as a salesman for about a year to provide for his wife and three children ... During that time, bought a gym membership to continue training toward keeping his career alive

TRANSACTIONS

- **1/8/21** - Signed by PHI to reserve/future contract ... **12/26/20** - Placed on Reserve/Injured ... **12/12/20** - Signed by PHI to active roster from practice squad ... **12/2/20** - Signed by PHI to practice squad ... **9/1/19** - Waived by CAR ... **9/1/18** - Placed on Reserve/Injured ... **9/3/17** - Acquired by CAR from BUF in exchange for 7th-round draft choice and WR **Kaelin Clay** ... **2016** - Drafted by BUF in 6th round (218th overall)

KEVON SEYMOUR CB | 41

GO BIRDS

2020 GAME-BY-GAME STATISTICS (PHI)

Date	Opp		GP/S	Tot	Solo	Sk	Int	PD	FF	FR	Snaps	Pct
NOT ON NFL ROSTER												
NOT ON NFL ROSTER												
NOT ON NFL ROSTER												
NOT ON NFL ROSTER												
NOT ON NFL ROSTER												
NOT ON NFL ROSTER												
NOT ON NFL ROSTER												
NOT ON NFL ROSTER												
NOT ON NFL ROSTER												
NOT ON NFL ROSTER												
NOT ON NFL ROSTER												
Dec 6	at GB	L	---	EAGLES PRACTICE SQUAD								
Dec 13	NO	W	1/0	5	4	0.0	0	0	0	0	35	55%
Dec 20	at Ari	L	1/0	2	1	0.0	0	0	0	0	47	69%
Dec 27	at Dal	L	0/0	RESERVE/INJURED								
Jan 3	Was	L	0/0	RESERVE/INJURED								
Totals			**2/0**	**7**	**5**	**0.0**	**0**	**0**	**0**	**0**	**82**	**7%**

2017 GAME-BY-GAME STATISTICS (CAR)

Date	Opp		GP/S	Tot	Solo	Sk	Int	PD	FF	FR	Snaps	Pct
Sep 10	at SF	W	1/0	0	0	0.0	0	0	0	0		
Sep 17	Buf	W	1/0	0	0	0.0	0	0	0	0		
Sep 24	NO	L	1/0	0	0	0.0	0	0	0	0		
Oct 1	at NE	W	1/1	1	1	0.0	0	0	0	0		
Oct 8	at Det	W	1/0	1	1	0.0	0	0	0	0		
Oct 12	Phi	L	1/0	2	2	0.0	0	0	0	0		
Oct 22	at Chi	L	1/0	1	1	0.0	0	0	0	0		
Oct 29	at TB	W	1/0	3	3	0.0	0	1	0	0		
Nov 5	Atl	W	1/0	4	3	0.0	0	1	0	0		
Nov 13	Mia	W	1/0	1	1	0.0	0	1	0	0		
Nov 26	at NYJ	W	1/0	0	0	0.0	0	0	0	0		
Dec 3	at NO	L	1/1	2	2	0.0	0	0	0	0		
Dec 10	Min	W	1/0	1	0	0.0	0	0	0	0		
Dec 17	GB	W	1/0	2	1	0.0	0	1	0	0		
Dec 24	TB	W	1/0	1	1	0.0	0	0	0	0		
Dec 31	at Atl	L	1/0	0	0	0.0	0	0	0	0		
Totals			**16/2**	**19**	**16**	**0.0**	**0**	**4**	**0**	**0**	**318**	**32%**

2016 GAME-BY-GAME STATISTICS (BUF)

Date	Opp		GP/S	Tot	Solo	Sk	Int	PD	FF	FR	Snaps	Pct
Sep 11	at Bal	L	0/0	INACTIVE								
Sep 15	NYJ	L	1/0	1	1	0.0	0	0	0	0		
Sep 25	Ari	W	1/0	2	2	0.0	0	0	0	0		
Oct 2	at NE	W	1/0	1	1	0.0	0	0	0	0		
Oct 9	at LAR	W	1/0	0	0	0.0	0	0	0	0		
Oct 16	SF	W	1/0	0	0	0.0	0	0	0	0		
Oct 23	at Mia	L	1/0	0	0	0.0	0	0	0	0		
Oct 30	NE	L	1/0	0	0	0.0	0	0	0	0		
Nov 7	at Sea	L	1/1	1	1	0.0	0	0	0	0		
Nov 20	at Cin	W	1/0	2	2	0.0	0	1	0	0		
Nov 27	Jax	W	1/0	0	0	0.0	0	1	0	0		
Dec 4	at Oak	L	1/1	3	2	0.0	0	0	0	0		
Dec 11	Pit	L	1/0	0	0	0.0	0	0	0	0		
Dec 18	Cle	W	1/0	0	0	0.0	0	1	0	0		
Dec 24	Mia	L	1/0	2	2	0.0	0	0	0	0		
Jan 1	at NYJ	L	1/1	2	1	0.0	0	0	0	0		
Totals			**15/3**	**14**	**12**	**0.0**	**0**	**3**	**0**	**0**	**284**	**27%**

ALEX SINGLETON

LINEBACKER | 49

Height: 6-2 **Weight:** 240 **DOB:** Dec. 7, 1993 (Age 27)
NFL Experience: 3rd Year *(3rd with Eagles)* **Draft:** UDFA-15 by SEA **Acquired:** FA-19
College: Montana State **Hometown (HS):** Thousand Oaks, CA (Thousand Oaks)

CAREER STATISTICS

			TACKLES					PASS DEFENSE					FUMBLES			DEF SNAPS	
Year	**Team**	**GP/S**	**Total**	**Solo**	**Asst**	**TFL**	**Sacks**	**Int**	**Yds**	**Lg**	**TD**	**PD**	**FF**	**FR**	**Yds**	**No**	**Pct**
2019	Philadelphia	10/0	0	0	0	0	0.0	0	0	--	0	0	0	0	0	0	0%
2020	Philadelphia	16/11	119	87	32	5	2.0	1	30	30t	1	1	0	2	0	748	68%
Totals		**26/11**	**119**	**87**	**32**	**5**	**2.0**	**1**	**30**	**30t**	**1**	**1**	**0**	**2**	**0**	**---**	**---**
PLAYOFFS																	
2019	Philadelphia	1/0	0	0	0	0	0.0	0	0	--	0	0	0	0	0	0	0%
Totals		**1/0**	**0**	**0**	**0**	**0**	**0.0**	**0**	**0**	**--**	**0**	**0**	**0**	**0**	**0**	**---**	**---**

ADDITIONAL STATISTICS

Special Teams Tackles: 17 - 2020 (9), 2019 (8)

CAREER HIGHS

Tackles	14	1/3/21 vs. Was.
Sacks	1.0	2x, last: 1/3/21 vs. Was.
INTs	1	10/4/20 at SF
PDs	1	10/4/20 at SF
FFs	--	---
FRs	1	2x, last: 12/20/20 at Ari.

Bucket list: Travel to Europe ... **Surprisingly good at:** Snowboarding ... **Prized possession:** Grey Cup ring from when he won the CFL championship with the Calgary Stampeders in 2018 ... **If he could play another sport:** Golf ... **Pregame ritual:** Listens to "Bungle in the Jungle" by Jethro Tull before he goes out to the field ... **If he could choose any karaoke song:** "Live Like You Were Dying" by Tim McGraw ... **Favorite TV show:** *New Girl* ... **Favorite movie:** *Forrest Gump* ... **Favorite music:** Country, Old Dominion ... **Favorite meal:** Tacconelli's Pizza

2020 SEASON - EAGLES

- Recorded a team-high 119 tackles (87 solo), which are the most by an Eagles LB since **DeMeco Ryans** in 2013 (177) ... Added 5 TFLs, 2.0 sacks, 2 FRs and 1 INT-TD in his breakout season ... Also led the team with 296 special teams snaps (70%) and produced a career-high 9 special teams tackles
- Averaged 10.3 tackles per game over 11 starts (Weeks 6-17) ... Totaled at least 11 tackles in each of the last five games of the season, including a career-high 14 tackles vs. Was. (1/3/21)
- Intercepted 49ers QB **Nick Mullens** and returned it 30 yards for a TD in the fourth quarter of the 25-20 win at SF (10/4/20) on *Sunday Night Football* ... The INT-TD marked his first career pick and gave the Eagles a two-possession lead in the final frame

2019 SEASON - EAGLES

- Appeared in 198 special teams snaps (44%) and tied for the 4th-most special teams tackles (8) on the Eagles' roster ... Led Philadelphia with 0.8 special teams tackles per game

CFL HIGHLIGHTS

- Played three seasons (2016-18) with the CFL's Calgary Stampeders and amassed 311 tackles, 6 FFs, 4.0 sacks and 1 INT in 54 career games ... Also logged 17 special teams tackles ... Selected by Calgary with the 6th-overall pick of the 2016 CFL Draft

COLLEGE HIGHLIGHTS

- A three-year starter at LB for Montana State ... Finished his collegiate career with 246 tackles, including 31.5 TFLs, and 4 INTs
- Entered the 2014 season on the CFPA National Watch List as one of the top players in the FCS at his position

BIRDSEED

- Inspired by his older sister, Ashley, who has Down syndrome and is a Special Olympics athlete ... During the 2020 season, started the "Tackling Inclusion" initiative, where individuals would pledge money for every tackle he made to go toward Special Olympics Pennsylvania programs ... Originally began the year as a backup LB, but surpassed his goal of $2,000 when he assumed a starting role midseason, eventually raising $11,432 for the cause

ALEX SINGLETON LB | 49

GO BIRDS

2020 GAME-BY-GAME STATISTICS (PHI)

Date	Opp		GP/S	Tot	Solo	Sk	Int	PD	FF	FR	Snaps	Pct
Sep 13	at Was	L	1/0	0	0	0.0	0	0	0	0	10	14%
Sep 20	LAR	L	1/0	0	0	0.0	0	0	0	0	0	0%
Sep 27	Cin	T	1/0	1	0	0.0	0	0	0	0	1	1%
Oct 4	at SF	W	1/0	2	2	0.0	1	1	0	0	15	21%
Oct 11	at Pit	L	1/0	3	2	0.0	0	0	0	0	28	37%
Oct 18	Bal	L	1/1	12	5	0.0	0	0	0	0	65	89%
Oct 22	NYG	W	1/1	5	4	0.0	0	0	0	0	40	67%
Nov 1	Dal	W	1/1	8	4	0.0	0	0	0	0	62	78%
Nov 15	at NYG	L	1/1	12	9	0.0	0	0	0	0	71	100%
Nov 22	at Cle	L	1/1	9	8	1.0	0	0	0	1	67	100%
Nov 30	Sea	L	1/1	7	5	0.0	0	0	0	0	67	100%
Dec 6	at GB	L	1/1	12	8	0.0	0	0	0	0	61	100%
Dec 13	NO	W	1/1	12	12	0.0	0	0	0	0	63	100%
Dec 20	at Ari	L	1/1	11	8	0.0	0	0	0	1	66	97%
Dec 27	at Dal	L	1/1	11	9	0.0	0	0	0	0	70	100%
Jan 3	Was	L	1/1	14	11	1.0	0	0	0	0	62	99%
Totals			**16/11**	**119**	**87**	**2.0**	**1**	**1**	**0**	**2**	**748**	**68%**

2019 GAME-BY-GAME STATISTICS (PHI)

Date	Opp		GP/S	Tot	Solo	Sk	Int	PD	FF	FR	Snaps	Pct
Sep 8	Was	W	---	EAGLES PRACTICE SQUAD								
Sep 15	at Atl	L	---	EAGLES PRACTICE SQUAD								
Sep 22	Det	L	---	EAGLES PRACTICE SQUAD								
Sep 26	at GB	W	---	EAGLES PRACTICE SQUAD								
Oct 6	NYJ	W	---	EAGLES PRACTICE SQUAD								
Oct 13	at Min	L	---	EAGLES PRACTICE SQUAD								
Oct 20	at Dal	L	1/0	0	0	0.0	0	0	0	0	0	0%
Oct 27	at Buf	W	1/0	0	0	0.0	0	0	0	0	0	0%
Nov 3	Chi	W	1/0	0	0	0.0	0	0	0	0	0	0%
Nov 17	NE	L	1/0	0	0	0.0	0	0	0	0	0	0%
Nov 24	Sea	L	1/0	0	0	0.0	0	0	0	0	0	0%
Dec 1	at Mia	L	1/0	0	0	0.0	0	0	0	0	0	0%
Dec 9	NYG	W	1/0	0	0	0.0	0	0	0	0	0	0%
Dec 15	at Was	W	1/0	0	0	0.0	0	0	0	0	0	0%
Dec 22	Dal	W	1/0	0	0	0.0	0	0	0	0	0	0%
Dec 29	at NYG	W	1/0	0	0	0.0	0	0	0	0	0	0%
Totals			**10/0**	**0**	**0**	**0.0**	**0**	**0**	**0**	**0**	**0**	**0%**
PLAYOFFS												
Jan 5	Sea	L	1/0	0	0	0.0	0	0	0	0	0	0%
Totals			**1/0**	**0**	**0**	**0.0**	**0**	**0**	**0**	**0**	**0**	**0%**

- Attended Thousand Oaks (CA) High School, where he received all-conference and all-county honors ... Named to the All-CIF Northern Division team and earned defensive MVP honors
- Is the son of Steve and Kim Singleton and has three siblings

TRANSACTIONS

- **8/7/21** - Activated from Reserve/COVID-19 ... **7/28/21** - Placed on Reserve/COVID-19 ... **3/25/21** - Signed by PHI to exclusive rights tender ... **10/16/19** - Signed by PHI to active roster from practice squad ... **9/1/19** - Signed by PHI to practice squad ... **8/31/19** - Waived by PHI ... **1/8/19** - Signed by PHI to reserve/future contract ... **4/13/16** - Waived by MIN ... **1/11/16** - Signed by MIN to reserve/future contract ... **12/22/15** - Signed by MIN to practice squad ... **12/15/15** - Released by SEA from practice squad ... **11/26/15** - Signed by SEA to practice squad ... **9/16/15** - Released by NE from practice squad ... **9/9/15** - Signed by NE to practice squad ... **9/5/15** - Waived by SEA ... **8/14/15** - Signed by SEA ... **8/5/15** - Waived by SEA ... **2015** - Signed by SEA as UDFA

ARRYN SIPOSS

PUNTER | 8

(pronounced Aaron SIP-oss)

Height: 6-2 **Weight:** 212 **DOB:** Nov. 25, 1992 (Age 28)
NFL Experience: 1st Year *(1st with Eagles)* **Draft:** UDFA-20 by DET **Acquired:** FA-21
College: Auburn **Hometown (HS):** Melbourne, Australia (Hallam Senior College)

COLLEGE HIGHLIGHTS

- Played in 26 career games at Auburn (2018-19), registering 117 punts for 5,150 yards (44.0 avg.), including 21 punts of 50+ yards (career-long 60 yards) as well as 33 punts inside the 20

BIRDSEED

- Formerly a professional Australian rules football player ... Originally selected by the St. Kilda Football Club of the Australian Football League with the 75th-overall pick in 2020 ... Trained with ProKick Australia before transitioning to American football

TRANSACTIONS

- **1/13/21** - Signed by PHI to reserve/future contract ... **12/19/20** - Signed by DET to practice squad ... **12/16/20** - Released by DET from practice squad ... **10/24/20** - Signed by DET to practice squad ... **10/21/20** - Released by DET from practice squad ... **9/6/20** - Signed by DET to practice squad ... **9/5/20** - Waived by DET ... **8/9/20** - Activated from Reserve/COVID-19 ... **7/29/20** - Placed on Reserve/COVID-19 ... **2020** - Signed by DET as UDFA

Nickname: Sip ... **Hobbies:** Golf and cooking ... **First job:** Dishwasher at Krispy Kreme ... **Surprisingly good at:** Singing ... **Desired talent:** Play guitar ... **If he could be any superhero:** "Batman, Christian Bale style. The guy is a beast." ... **If he owned a business:** Australian-style café/coffee shop (he thinks we need better coffee in the United States) ... **If he could choose any karaoke song:** "Love Yourself" - Justin Bieber ... **Favorite TV shows:** *Game of Thrones* and *Ozark* ... **Favorite movies:** *The Dark Knight* ... **Favorite music artist:** Ed Sheeran ... **Favorite meal:** Pot and parma (Australian slang for a beer and chicken parmigiana) ... **Favorite athlete growing up:** Australian Rules Footballer Jason Cripps ... **Favorite sports moment:** Watching Australian Cathy Freeman win gold at the 2000 Sydney Olympics in the 400m



DARIUS SLAY

CORNERBACK | 2

Height: 6-0 **Weight:** 190 **DOB:** Jan. 1, 1991 (Age 30)
NFL Experience: 9th Year *(2nd with Eagles)* **Draft:** D2-13 (36th overall) by DET **Acquired:** T-Det-20
College: Mississippi State **Hometown (HS):** Brunswick, GA (Brunswick)

All-Pro: 2017 **Pro Bowl:** 2018, 2019, 2020

CAREER STATISTICS

			TACKLES					PASS DEFENSE					FUMBLES			DEF SNAPS	
Year	**Team**	**GP/S**	**Total**	**Solo**	**Asst**	**TFL**	**Sacks**	**Int**	**Yds**	**Lg**	**TD**	**PD**	**FF**	**FR**	**Yds**	**No**	**Pct**
2013	Detroit	13/4	31	25	6	0	0.0	0	0	--	0	5	0	0	0	338	33%
2014	Detroit	16/16	60	47	13	1	0.0	2	42	40	0	17	0	0	0	1,012	97%
2015	Detroit	16/16	58	47	11	1	0.0	2	0	0	0	13	0	0	0	994	95%
2016	Detroit	13/13	44	43	1	1	1.0	2	24	13	0	13	1	0	0	731	71%
2017	Detroit	16/16	60	54	6	1	0.0	8	73	37	0	26	0	1	0	1,064	98%
2018	Detroit	15/15	43	40	3	1	0.0	3	107	67t	1	17	0	0	0	875	89%
2019	Detroit	14/14	46	36	10	0	0.0	2	19	19	0	13	0	1	38	858	75%
2020	Philadelphia	15/15	77	66	11	1	0.0	1	25	25	0	10	0	0	0	884	80%
Totals		**118/109**	**419**	**358**	**61**	**7**	**1.0**	**20**	**290**	**67t**	**1**	**114**	**1**	**2**	**38**	**---**	**---**
PLAYOFFS																	
2014	Detroit	1/1	0	0	0	0	0.0	0	0	--	0	1	0	0	0	61	98%
2016	Detroit	1/1	2	1	1	0	0.0	0	0	--	0	0	0	0	0	70	96%
Totals		**2/2**	**2**	**1**	**1**	**0**	**0.0**	**0**	**0**	**--**	**0**	**1**	**0**	**0**	**0**	**---**	**---**

ADDITIONAL STATISTICS

Special Teams Tackles: 5 - 2015 (1), 2014 (1), 2013 (3)

CAREER HIGHS

Tackles	9	2x, last: 11/30/20 vs. Sea.
Sacks	1.0	10/2/16 at Chi.
INTs	2	2x, last: 12/16/17 vs. Chi.
PDs	4	10/18/15 vs. Chi.
FFs	1	10/9/16 vs. Phi.
FRs	1	2x, last: 9/22/19 at Phi.

CAREER HIGHLIGHTS

- A three-time **Pro Bowl** selection (2018, '19, '20) ... Also selected first-team **All-Pro** by the *Associated Press* in 2017, when he tied with **Kevin Byard** for the most INTs (career-high 8) in the NFL

2020 SEASON - EAGLES

- Led the Eagles' defense with 10 PDs and produced a career-high 77 tackles (66 solo) ... Also recorded 1 INT when he picked off Cowboys QB **Andy Dalton** at Dal. (12/27/20)

2019 SEASON - LIONS

- Posted a team-high-tying 13 PDs (**Justin Coleman**) and 2 INTs (**Amani Oruwariye**) ... Added 46 tackles (36 solo) and 1 FR
- Recovered a fumble by Eagles WR **Nelson Agholor** and returned it 38 yards to the PHI 22 in the second quarter of the 27-24 win at Phi. (9/22/19) ... The takeaway set up a 33-yard FG by Lions K **Matt Prater** that gave Detroit a 20-10 advantage

2018 SEASON - LIONS

- Ranked 4th in the NFL with a team-leading 17 PDs, trailing only **Kyle Fuller** (21), **Stephon Gilmore** (20) and **Kareem Jackson** (18) ... Tied with **Quandre Diggs** for the most INTs (3) on the Lions defense, which included his first career TD
- Named **NFC Defensive Player of the Week** after recording a 67-yard INT-TD against Cardinals QB **Josh Rosen** in the 17-3 victory at Ari. (12/9/18) ... Became the first Lions defender in team history to collect three Player of the Week accolades

DARIUS SLAY CB | 2

GO BIRDS

2020 GAME-BY-GAME STATISTICS (PHI)

Date	Opp		GP/S	Tot	Solo	Sk	Int	PD	FF	FR	Snaps	Pct
Sep 13	at Was	L	1/1	4	3	0.0	0	1	0	0	64	91%
Sep 20	LAR	L	1/1	7	6	0.0	0	0	0	0	67	97%
Sep 27	Cin	T	1/1	6	6	0.0	0	2	0	0	66	92%
Oct 4	at SF	W	1/1	6	5	0.0	0	2	0	0	73	100%
Oct 11	at Pit	L	1/1	9	8	0.0	0	2	0	0	60	80%
Oct 18	Bal	L	1/1	8	6	0.0	0	0	0	0	73	100%
Oct 22	NYG	W	1/1	4	3	0.0	0	0	0	0	59	98%
Nov 1	Dal	W	1/1	3	2	0.0	0	0	0	0	28	35%
Nov 15	at NYG	L	1/1	5	4	0.0	0	1	0	0	69	97%
Nov 22	at Cle	L	1/1	1	1	0.0	0	1	0	0	51	76%
Nov 30	Sea	L	1/1	9	9	0.0	0	0	0	0	67	100%
Dec 6	at GB	L	1/1	2	2	0.0	0	0	0	0	40	66%
Dec 13	NO	W	1/1	7	6	0.0	0	0	0	0	35	55%
Dec 20	at Ari	L	0/0	INACTIVE								
Dec 27	at Dal	L	1/1	3	3	0.0	1	1	0	0	69	99%
Jan 3	Was	L	1/1	3	2	0.0	0	0	0	0	63	100%
Totals			**15/15**	**77**	**66**	**0.0**	**1**	**10**	**0**	**0**	**884**	**80%**

2019 GAME-BY-GAME STATISTICS (DET)

Date	Opp		GP/S	Tot	Solo	Sk	Int	PD	FF	FR	Snaps	Pct
Sep 8	at Ari	T	1/1	0	0	0.0	0	1	0	0	87	99%
Sep 15	LAC	W	1/1	6	5	0.0	1	2	0	0	63	97%
Sep 22	at Phi	W	1/1	1	1	0.0	0	0	0	1	42	57%
Sep 29	KC	L	0/0	INACTIVE								
Oct 14	at GB	L	1/1	6	4	0.0	0	0	0	0	72	97%
Oct 20	Min	L	1/1	3	2	0.0	0	0	0	0	18	25%
Oct 27	NYG	W	0/0	INACTIVE								
Nov 3	at Oak	L	1/1	3	2	0.0	0	0	0	0	68	97%
Nov 10	at Chi	L	1/1	4	2	0.0	0	0	0	0	54	96%
Nov 17	Dal	L	1/1	3	3	0.0	0	3	0	0	72	99%
Nov 24	at Was	L	1/1	3	3	0.0	0	2	0	0	58	100%
Nov 28	Chi	L	1/1	2	1	0.0	1	1	0	0	62	97%
Dec 8	at Min	L	1/1	4	4	0.0	0	1	0	0	71	99%
Dec 15	TB	L	1/1	3	2	0.0	0	0	0	0	65	87%
Dec 22	at Den	L	1/1	5	4	0.0	0	2	0	0	64	90%
Dec 29	GB	L	1/1	3	3	0.0	0	1	0	0	62	71%
Totals			**14/14**	**46**	**36**	**0.0**	**2**	**13**	**0**	**1**	**858**	**75%**

2017 SEASON - LIONS

- Led the NFL with a career-high 26 PDs and tied **Kevin Byard** for the most INTs (career-high 8) ... Became the first Lions player to snag 8+ INTs in a single season since **Willie Clay** in 1995 and the first CB in team history to do so since **Dick LeBeau** in 1970
- Voted **NFC Defensive Player of the Week** for the second time in his career after producing a career-high-tying 2 INTs off of Bears QB **Mitchell Trubisky** in the 20-10 win vs. Chi. (12/16/17)
- Registered his first career fumble recovery (forced by Lions CB **Quandre Diggs**) when he grabbed the ball on a Buccaneers TE **O.J. Howard** fumble in the 24-21 victory at TB (12/10/17)
- Picked off Falcons QB **Matt Ryan** twice vs. Atl. (9/24/17)
- Logged a career-high-tying 8 tackles (6 solo) with 2 PDs in the 24-10 win at NYG (9/18/17)

2016 SEASON - LIONS

- Led the Lions defense with 13 PDs and produced a team-high-tying 2 INTs ... Added 44 tackles (43 solo), 1.0 sack and 1 FF
- Posted a career-high-tying 8 tackles vs. GB (1/1/17)
- Received **NFC Defensive Player of the Week** recognition after totaling 3 solo tackles, 2 PDs, 1 INT and 1 FF in the 24-23 win vs. Phi. (10/9/16) ... Forced a fumble by Eagles RB **Ryan Mathews** to keep Detroit's hopes alive in the fourth quarter and picked off Eagles QB **Carson Wentz** to seal the victory on the next drive
- Notched his first career sack against Bears QB **Brian Hoyer** and tallied 4 solo tackles with 3 PDs at Chi. (10/2/16)

2015 SEASON - LIONS

- Produced a team-high 13 PDs with 58 tackles (47 solo)
- Logged a career-high 4 PDs in the 37-34 win vs. Chi. (10/18/15)

2014 SEASON - LIONS

- Tied for 6th in the NFL with 17 PDs, behind **Bradley Fletcher** (22), **Joe Haden** (20), **Vontae Davis** (18), **Buster Skrine** (18) and **Xavier Rhodes** (18) ... Posted a career-high 60 tackles (47 solo)
- Totaled a career-high 8 tackles in the win vs. Chi. (11/27/14)

2013 SEASON - LIONS

- Recorded 31 tackles (25 solo) and 5 PDs as a rookie

COLLEGE HIGHLIGHTS

- Played collegiately at Itawamba Community College (Fulton, MS) (2009-10) and Mississippi State (2011-12)
- Earned second-team All-SEC honors as a senior at Mississippi State in 2012, when he recorded 40 tackles (26 solo) with a career-high 5 INTs, including 1 TD ... Totaled 24 tackles (16 solo) and 1 INT returned for a TD as a junior in 2011
- Named MACJC First Team All-State following his sophomore year at Itawamba in 2010, registering 32 tackles, 1 FF and 1 FR. Also posted 3 receptions and 1 TD on offense
- As a freshman in 2009, produced 41 tackles, 2 FFs and 1.0 sack en route to MACJC First Team All-State recognition

BIRDSEED

- In 2018, opened the Big Play Slay Center of Excellence, which is an academic center in his hometown of Brunswick, GA
- Attended Brunswick (GA) High School, where he was an all-state selection as both a DB and RB ... Also lettered in basketball and was a standout sprinter (100- and 200-meter dashes)

TRANSACTIONS

- **3/19/20** - Acquired by PHI from DET in exchange for 2020 3rd-round and 5th-round draft choices ... Agreed to terms with PHI on 3-year contract extension ... **8/2/19** - Activated from Reserve/Non-Football Injury ... **7/25/19** - Placed on Reserve/Non-Football Injury ... **7/26/16** - Signed by DET to 4-year contract extension ... **2013** - Drafted by DET in 2nd round (36th overall)

DARIUS SLAY CB | 2

GO BIRDS

2018 GAME-BY-GAME STATISTICS (DET)

Date	Opp		GP/S	Tot	Solo	Sk	Int	PD	FF	FR	Snaps	Pct
Sep 10	NYJ	L	1/1	1	1	0.0	0	0	0	0	54	90%
Sep 16	at SF	L	1/1	5	5	0.0	0	0	0	0	41	64%
Sep 23	NE	W	1/1	0	0	0.0	1	1	0	0	48	100%
Sep 30	at Dal	L	1/1	3	3	0.0	0	3	0	0	66	96%
Oct 7	GB	W	1/1	5	5	0.0	0	0	0	0	78	96%
Oct 21	at Mia	W	1/1	2	2	0.0	0	1	0	0	51	91%
Oct 28	Sea	L	1/1	3	3	0.0	0	0	0	0	60	95%
Nov 4	at Min	L	1/1	3	3	0.0	1	2	0	0	46	94%
Nov 11	at Chi	L	0/0	INACTIVE								
Nov 18	Car	W	1/1	4	3	0.0	0	2	0	0	54	93%
Nov 22	Chi	L	1/1	4	4	0.0	0	0	0	0	58	100%
Dec 2	LAR	L	1/1	3	3	0.0	0	0	0	0	69	100%
Dec 9	at Ari	W	1/1	3	2	0.0	1	3	0	0	67	96%
Dec 16	at Buf	L	1/1	1	1	0.0	0	3	0	0	68	100%
Dec 23	Min	L	1/1	4	3	0.0	0	0	0	0	59	97%
Dec 30	at GB	W	1/1	2	2	0.0	0	2	0	0	56	100%
Totals			**15/15**	**43**	**40**	**0.0**	**3**	**17**	**0**	**0**	**875**	**89%**

2017 GAME-BY-GAME STATISTICS (DET)

Date	Opp		GP/S	Tot	Solo	Sk	Int	PD	FF	FR	Snaps	Pct
Sep 10	Ari	W	1/1	1	1	0.0	0	1	0	0	75	100%
Sep 18	at NYG	W	1/1	8	6	0.0	0	2	0	0	56	100%
Sep 24	Atl	L	1/1	5	5	0.0	2	3	0	0	67	99%
Oct 1	at Min	W	1/1	1	1	0.0	0	1	0	0	56	100%
Oct 8	Car	L	1/1	6	5	0.0	0	0	0	0	66	100%
Oct 15	at NO	L	1/1	3	3	0.0	1	1	0	0	69	97%
Oct 29	Pit	L	1/1	2	2	0.0	0	1	0	0	63	98%
Nov 6	at GB	W	1/1	1	1	0.0	0	1	0	0	56	95%
Nov 12	Cle	W	1/1	5	5	0.0	1	3	0	0	78	96%
Nov 19	at Chi	W	1/1	3	3	0.0	0	2	0	0	62	98%
Nov 23	Min	L	1/1	3	3	0.0	0	0	0	0	73	99%
Dec 3	at Bal	L	1/1	3	1	0.0	0	0	0	0	63	98%
Dec 10	at TB	W	1/1	6	5	0.0	1	2	0	1	65	92%
Dec 16	Chi	W	1/1	5	5	0.0	2	3	0	0	66	96%
Dec 24	at Cin	L	1/1	7	7	0.0	0	3	0	0	81	96%
Dec 31	GB	W	1/1	1	1	0.0	1	3	0	0	68	100%
Totals			**16/16**	**60**	**54**	**0.0**	**8**	**26**	**0**	**1**	**1,064**	**98%**

2016 GAME-BY-GAME STATISTICS (DET)

Date	Opp		GP/S	Tot	Solo	Sk	Int	PD	FF	FR	Snaps	Pct
Sep 11	at Ind	W	1/1	4	4	0.0	0	0	0	0	69	99%
Sep 18	Ten	L	1/1	3	3	0.0	0	1	0	0	67	100%
Sep 25	at GB	L	1/1	4	4	0.0	0	0	0	0	54	100%
Oct 2	at Chi	L	1/1	4	4	1.0	0	3	0	0	69	100%
Oct 9	Phi	W	1/1	3	3	0.0	1	2	1	0	60	98%
Oct 16	LAR	W	1/1	2	2	0.0	0	1	0	0	56	97%
Oct 23	Was	W	1/1	2	2	0.0	0	1	0	0	22	30%
Oct 30	at Hou	L	0/0	INACTIVE								
Nov 6	at Min	W	0/0	INACTIVE								
Nov 20	Jax	W	1/1	3	3	0.0	0	1	0	0	65	99%
Nov 24	Min	W	1/1	4	4	0.0	1	1	0	0	58	100%
Dec 4	at NO	W	1/1	3	3	0.0	0	1	0	0	61	98%
Dec 11	Chi	W	1/1	3	2	0.0	0	2	0	0	56	100%
Dec 18	at NYG	L	1/1	1	1	0.0	0	0	0	0	25	39%
Dec 26	at Dal	L	0/0	INACTIVE								
Jan 1	GB	L	1/1	8	8	0.0	0	0	0	0	69	92%
Totals			**13/13**	**44**	**43**	**1.0**	**2**	**13**	**1**	**0**	**731**	**71%**
PLAYOFFS												
Jan 7	at Sea	L	1/1	2	1	0.0	0	0	0	0	70	96%
Totals			**1/1**	**2**	**1**	**0.0**	**0**	**0**	**0**	**0**	**70**	**96%**

2015 GAME-BY-GAME STATISTICS (DET)

Date	Opp		GP/S	Tot	Solo	Sk	Int	PD	FF	FR	Snaps	Pct
Sep 13	at SD	L	1/1	5	3	0.0	1	1	0	0	71	95%
Sep 20	at Min	L	1/1	5	4	0.0	0	0	0	0	59	91%
Sep 27	Den	L	1/1	5	4	0.0	0	0	0	0	63	98%
Oct 5	at Sea	L	1/1	4	1	0.0	0	0	0	0	63	97%
Oct 11	Ari	L	1/1	2	2	0.0	0	1	0	0	36	78%
Oct 18	Chi	W	1/1	6	6	0.0	0	4	0	0	79	99%
Oct 25	Min	L	1/1	4	4	0.0	0	1	0	0	73	97%
Nov 1	at KC	L	1/1	2	1	0.0	0	2	0	0	58	89%
Nov 15	at GB	W	1/1	0	0	0.0	0	0	0	0	87	100%
Nov 22	Oak	W	1/1	2	2	0.0	0	0	0	0	50	98%
Nov 26	Phi	W	1/1	3	1	0.0	0	1	0	0	48	81%
Dec 3	GB	L	1/1	2	2	0.0	0	0	0	0	67	100%
Dec 13	at StL	L	1/1	2	2	0.0	1	1	0	0	55	100%
Dec 21	at NO	W	1/1	7	6	0.0	0	2	0	0	74	96%
Dec 27	SF	W	1/1	6	6	0.0	0	0	0	0	61	98%
Jan 3	at Chi	W	1/1	3	3	0.0	0	0	0	0	50	96%
Totals			**16/16**	**58**	**47**	**0.0**	**2**	**13**	**0**	**0**	**994**	**95%**

DARIUS SLAY CB | 2

GO BIRDS

2014 GAME-BY-GAME STATISTICS (DET)

Date	Opp		GP/S	Tot	Solo	Sk	Int	PD	FF	FR	Snaps	Pct
Sep 8	NYG	W	1/1	3	3	0.0	0	3	0	0	57	95%
Sep 14	at Car	L	1/1	4	3	0.0	0	0	0	0	60	90%
Sep 21	GB	W	1/1	6	4	0.0	0	1	0	0	53	100%
Sep 28	at NYJ	W	1/1	5	3	0.0	1	1	0	0	64	100%
Oct 5	Buf	L	1/1	5	5	0.0	0	1	0	0	70	99%
Oct 12	at Min	W	1/1	2	2	0.0	0	0	0	0	67	99%
Oct 19	NO	W	1/1	6	5	0.0	0	2	0	0	73	99%
Oct 26	at Atl	W	1/1	1	1	0.0	0	0	0	0	54	90%
Nov 9	Mia	W	1/1	6	3	0.0	0	0	0	0	61	100%
Nov 16	at Ari	L	1/1	0	0	0.0	0	1	0	0	50	95%
Nov 23	at NE	L	1/1	1	0	0.0	0	0	0	0	76	97%
Nov 27	Chi	W	1/1	8	6	0.0	0	3	0	0	64	100%
Dec 7	TB	W	1/1	4	4	0.0	0	1	0	0	64	100%
Dec 14	Min	W	1/1	4	4	0.0	1	2	0	0	66	96%
Dec 21	at Chi	W	1/1	4	3	0.0	0	2	0	0	64	100%
Dec 28	at GB	L	1/1	1	1	0.0	0	0	0	0	60	91%
Totals			**16/16**	**60**	**47**	**0.0**	**2**	**17**	**0**	**0**	**1,012**	**97%**
PLAYOFFS												
Jan 4	at Dal	L	1/1	0	0	0.0	0	1	0	0	61	98%
Totals			**1/1**	**0**	**0**	**0.0**	**0**	**1**	**0**	**0**	**61**	**98%**

2013 GAME-BY-GAME STATISTICS (DET)

Date	Opp		GP/S	Tot	Solo	Sk	Int	PD	FF	FR	Snaps	Pct
Sep 8	Min	W	1/1	4	4	0.0	0	1	0	0	31	56%
Sep 15	at Ari	L	1/1	0	0	0.0	0	0	0	0	28	39%
Sep 22	at Was	W	1/0	0	0	0.0	0	0	0	0	0	0%
Sep 29	Chi	W	1/0	7	6	0.0	0	1	0	0	63	88%
Oct 6	at GB	L	1/0	0	0	0.0	0	0	0	0	0	0%
Oct 13	at Cle	W	1/0	4	2	0.0	0	0	0	0	48	71%
Oct 20	Cin	L	1/0	5	4	0.0	0	0	0	0	34	60%
Oct 27	Dal	W	1/0	1	1	0.0	0	0	0	0	18	32%
Nov 10	at Chi	W	1/0	2	2	0.0	0	0	0	0	13	17%
Nov 17	at Pit	L	1/0	1	0	0.0	0	0	0	0	4	5%
Nov 24	TB	L	1/0	1	0	0.0	0	0	0	0	6	12%
Nov 28	GB	W	1/1	2	2	0.0	0	2	0	0	43	100%
Dec 8	at Phi	L	0/0	INACTIVE								
Dec 16	Bal	L	0/0	INACTIVE								
Dec 22	NYG	L	0/0	INACTIVE								
Dec 29	at Min	L	1/1	4	4	0.0	0	1	0	0	50	86%
Totals			**13/4**	**31**	**25**	**0.0**	**0**	**5**	**0**	**0**	**338**	**33%**

DeVONTA SMITH

WIDE RECEIVER | 6

Height: 6-0 **Weight:** 170 **DOB:** Nov. 14, 1998 (Age 22)
NFL Experience: Rookie *(1st with Eagles)* **Draft:** D1-21 (10th overall) by PHI
College: Alabama **Hometown (HS):** Amite, LA (Amite)

COLLEGE STATISTICS

			RECEIVING					OFF SNAPS	
Year	**College**	**GP**	**Rec**	**Yds**	**Avg**	**Lg**	**TD**	**No**	**Pct**
2017	Alabama	14	8	160	20.0	41	3	---	---
2018	Alabama	14	42	693	16.5	57	6	---	---
2019	Alabama	13	68	1,256	18.5	85	14	---	---
2020	Alabama	13	117	1,856	15.9	66	23	---	---
Totals		**54**	**235**	**3,965**	**16.9**	**85**	**46**	**---**	**---**

ADDITIONAL STATISTICS

Punt Returns: 11-237-1 - 2020 (11-237-1) **Kickoff Returns:** 4-52 - 2020 (4-52)

Rushing: 4-6-1 - 2020 (4-6-1) **Fumble Recoveries:** 1 - 2020 (1)

NOTES TO KNOW

- Is the third Heisman Trophy winner ever drafted by the Eagles, joining **Jay Berwanger** in 1935 (No. 1 overall, negotiating rights traded to Chicago) and **Davey O'Brien** in 1939 (No. 4 overall)

COLLEGE HIGHLIGHTS

- Played collegiately at Alabama (2017-20), where he appeared in 54 career games and produced 3,965 yards and 46 TDs on 235 receptions ... Finished as the SEC's all-time leader in receiving yards and receiving TDs (5th-most in NCAA history) ... Recorded the 3rd-most receptions in conference history
- Named the 2020 Heisman Trophy winner after leading the NCAA in receptions (117), receiving yards (1,856) and receiving TDs (23) ... Became the first NCAA WR to win the Heisman Trophy since **Desmond Howard** in 1991 and third player in school history to do so, joining **Mark Ingram** (2009) and **Derrick Henry** (2015)
- Recognized as the 2020 *Associated Press* Player of the Year (first WR to ever win the award), Biletnikoff Award winner (presented to the nation's top receiver), Paul Hornung Award honoree (awarded to the nation's most versatile player), a unanimous first-team All-American, and the SEC Offensive Player of the Year
- A two-time CFP National Champion (2017 and 2020) ... Voted the Offensive MVP in the 2021 CFP National Championship Game after registering 12 catches for 215 yards and 3 TDs in the first half, shattering seven school, conference and CFP records
- Became the first SEC WR to record multiple career games with 4+ TDs (career-best 5 TDs on 9/28/19 vs. Ole Miss) ... Owns the most 200+ yard receiving games (five) in program history

BIRDSEED

- Prepped at Amite (LA) High School, where he was selected as the Most Outstanding Player in the 2016 LHSAA Class 3A state football championship ... Also voted a 3A All-State honoree and was named the MVP of the Nike New Orleans Regional

TRANSACTIONS

- **2021** - Drafted by PHI in 1st round (10th overall)

RASHAD SMITH

LINEBACKER | 53

Height: 6-1 **Weight:** 220 **DOB:** April 20, 1997 (Age 24)
NFL Experience: 1st Year *(1st with Eagles)* **Draft:** UDFA-20 by CHI **Acquired:** FA-20
College: Florida Atlantic **Hometown (HS):** Florida City, FL (Homestead)

CAREER STATISTICS

			TACKLES					PASS DEFENSE					FUMBLES			DEF SNAPS	
Year	**Team**	**GP/S**	**Total**	**Solo**	**Asst**	**TFL**	**Sacks**	**Int**	**Yds**	**Lg**	**TD**	**PD**	**FF**	**FR**	**Yds**	**No**	**Pct**
2020	Dallas	0/0	0	0	0	0	0.0	0	0	--	0	0	0	0	0	0	0%
	Philadelphia	2/0	3	3	0	0	0.0	0	0	--	0	0	0	0	0	23	2%
	Totals	*2/0*	*3*	*3*	*0*	*0*	*0.0*	*0*	*0*	--	*0*	*0*	*0*	*0*	*0*	---	---
Totals		**2/0**	**3**	**3**	**0**	**0**	**0.0**	**0**	**0**	**--**	**0**	**0**	**0**	**0**	**0**	**---**	**---**

CAREER HIGHS

Tackles	3	1/3/21 vs. Was.
Sacks	--	---
INTs	--	---
PDs	--	---
FFs	--	---
FRs	--	---

2020 SEASON - COWBOYS & EAGLES

- Appeared in 23 defensive snaps over two games, registering 3 solo tackles ... Also saw action in 12 special teams snaps

COLLEGE HIGHLIGHTS

- Played in 51 career games at Florida Atlantic ... Totaled 316 tackles, 31 TFLs, 11.5 sacks and 7 INTs ... As a senior in 2019, established career highs with 109 tackles and 11.5 TFLs ... Also led the nation with 5 FRs and compiled 3.5 sacks and 3 INTs

BIRDSEED

- Majored in health safety administration at Florida Atlantic

TRANSACTIONS

- **1/1/21** - Signed by PHI to active roster from practice squad ... **12/12/20** - Elevated by PHI from practice squad for Week 14 vs. New Orleans ... **11/2/20** - Signed by PHI to practice squad ... 10/26/20 - Waived by DAL ... **9/15/20** - Signed by DAL to active roster from CHI practice squad ... **9/6/20** - Signed by CHI to practice squad ... **9/5/20** - Waived by CHI ... **2020** - Signed by CHI as UDFA

Bucket list: Buy his mother a new house ... **Biggest influences:** "My mom and sister are my motivation. They put a smile on my face and are my driving force." ... **If he could play another sport, what position/team:** Point guard, Los Angeles Lakers ... **If he could be any superhero:** Thanos ... **Pregame ritual:** Reads the Bible ... **Favorite TV show:** *Snowfall* ... **Favorite movie:** *I Am Legend* ... **Favorite music artist:** Meek Mill ... **Favorite meal:** Spaghetti ... **Favorite athlete growing up:** Dwyane Wade

RASHAD SMITH LB | 53

GO BIRDS

2020 GAME-BY-GAME STATISTICS (CHI, DAL & PHI)												
Date	**Opp**		**GP/S**	**Tot**	**Solo**	**Sk**	**Int**	**PD**	**FF**	**FR**	**Snaps**	**Pct**
Sep 13	at Det	W	---	BEARS PRACTICE SQUAD								
SIGNED BY COWBOYS FROM BEARS PRACTICE SQUAD (9/15/20)												
Sep 20	Atl	W	0/0	INACTIVE								
Sep 27	at Sea	L	0/0	INACTIVE								
Oct 4	Cle	L	0/0	INACTIVE								
Oct 11	NYG	W	0/0	INACTIVE								
Oct 19	Ari	L	0/0	INACTIVE								
Oct 25	at Was	L	0/0	INACTIVE								
WAIVED BY DAL (10/26/20); SIGNED BY PHI TO PRACTICE SQUAD (11/2/20)												
Nov 15	at NYG	L	---	EAGLES PRACTICE SQUAD								
Nov 22	at Cle	L	---	EAGLES PRACTICE SQUAD								
Nov 30	Sea	L	---	EAGLES PRACTICE SQUAD								
Dec 6	at GB	L	---	EAGLES PRACTICE SQUAD								
Dec 13	NO	W	1/0	0	0	0.0	0	0	0	0	0	0%
Dec 20	at Ari	L	---	EAGLES PRACTICE SQUAD								
Dec 27	at Dal	L	---	EAGLES PRACTICE SQUAD								
Jan 3	Was	L	1/0	3	3	0.0	0	0	0	0	23	37%
Totals			**2/0**	**3**	**3**	**0.0**	**0**	**0**	**0**	**0**	**---**	**---**



JACOBY STEVENS

LINEBACKER | 30

Height: 6-1 **Weight:** 222 **DOB:** July 19, 1998 (Age 23)
NFL Experience: Rookie *(1st with Eagles)* **Draft:** D6c-21 (224th overall) by PHI
College: LSU **Hometown (HS):** Murfreesboro, TN (Oakland)

COLLEGE STATISTICS

			TACKLES					PASS DEFENSE					FUMBLES			DEF SNAPS	
Year	College	GP	Total	Solo	Asst	TFL	Sacks	Int	Yds	Lg	TD	PD	FF	FR	Yds	No	Pct
2017	LSU	6	0	0	0	0	0.0	0	0	--	0	0	0	0	0	---	---
2018	LSU	11	35	19	16	6.5	1.5	1	1	1	0	6	0	1	64	---	---
2019	LSU	15	92	53	39	9	5.0	3	9	9	0	9	0	0	0	---	---
2020	LSU	10	63	30	33	6	3.0	0	0	--	0	4	1	3	0	---	---
Totals		**42**	**190**	**102**	**88**	**21.5**	**9.5**	**4**	**10**	**9**	**0**	**19**	**1**	**4**	**64**	**---**	**---**

Hobbies: Hang out with his family and dogs and play *Madden* and *NBA 2k* ... **Biggest inspiration in his life:** "My dad. Just seeing the things that he went through and overcame in his childhood and providing for me and my sister, that's my biggest inspiration." ... **If he could play another sport, what position/ team:** Point guard, Los Angeles Lakers ... **Favorite meal:** Steak with mashed potatoes and mac and cheese ... **Bucket list:** Build his dream house ... **Favorite athlete growing up:** Julio Jones ... **Favorite music:** Rap and R&B ... **Favorite sports moment:** Winning the 2019 National Championship at LSU

COLLEGE HIGHLIGHTS

- A four-year letterwinner and three-year starter at LSU (2017-20) ... Finished his career with 190 tackles (102 solo), 21.5 TFLs, 19 PDs, 9.5 sacks, 4 INTs, 4 FRs and 1 FF in 42 games (30 starts) ... Helped the Tigers win the 2020 CFP National Championship
- As a senior in 2020, started all 10 games and recorded a team-high 63 tackles, 6 TFLs, 4 PDs, 3.0 sacks, 3 FRs and 1 FF
- Named second-team All-SEC and collected three SEC Defensive Player of the Week honors during the Tigers' national championship-winning season in 2019 ... Started all 15 games and finished 2nd on the team in tackles (92) and sacks (5.0)

BIRDSEED

- During his senior year of college in 2020, earned a nomination for LSU's Good Works Team as well as the Wuerffel Award for his commitment to community service ... Oversaw and ran a voting initiative that resulted in the entire LSU football team registering to vote ... Was actively involved in social justice efforts and spoke regularly at area-based schools ... Organized a drive that contributed supplies, such as water and other essential items, for victims of Hurricane Laura in September 2020
- Wore LSU's No. 7 jersey during the 2020 season, a legacy in the Tigers' program that is passed down to dynamic playmakers ... No. 7 has always been his favorite number dating back to when he idolized former LSU All-American CB **Patrick Peterson**
- Prepped at Oakland (TN) High School, where he was ranked as the nation's top safety prospect in the Class of 2017

TRANSACTIONS

- **2021** - Drafted by PHI in 6th round (224th overall)

JACK STOLL

TIGHT END | 47

(pronounced STOLE)

Height: 6-4 **Weight:** 247 **DOB:** Jan. 28, 1998 (Age 23)
NFL Experience: Rookie *(1st with Eagles)* **Draft:** UDFA-21 by PHI
College: Nebraska **Hometown (HS):** Aurora, CO (Regis Jesuit)

COLLEGE STATISTICS

			RECEIVING					OFF SNAPS	
Year	**College**	**GP**	**Rec**	**Yds**	**Avg**	**Lg**	**TD**	**No**	**Pct**
2017	Nebraska	12	8	89	11.1	32	2	---	---
2018	Nebraska	12	21	245	11.7	37	3	---	---
2019	Nebraska	12	25	234	9.4	42	1	---	---
2020	Nebraska	7	7	89	12.7	23	0	---	---
Totals		**43**	**61**	**657**	**10.8**	**42**	**6**	**---**	**---**

COLLEGE HIGHLIGHTS

- Played collegiately at Nebraska (2017-20), totaling 61 receptions for 657 yards (10.8 avg.) and 6 TDs in 43 career games ... Named to the John Mackey Award (college football's most outstanding TE) preseason watch list in 2018, 2019 and 2020
- Caught 7 passes for 89 yards (12.7 avg.) in an injury-shortened season in 2020 ... Posted a career-high 25 receptions for 234 yards and 1 TD in 2019 ... Tallied career highs with 245 yards and 3 TDs on 21 receptions (11.7 avg.) in 2018 ... Had 8 catches for 89 yards (11.1 avg.) and 2 TDs as a freshman in 2017

BIRDSEED

- Earned a bachelor's degree in marketing at Nebraska
- Prepped at Regis Jesuit (CO) High School, where he excelled as a TE ... Selected as a Blue-Grey All-American and was also an all-state performer ... Helped lead Regis Jesuit to back-to-back state quarterfinal appearances as a junior and senior
- Is the son of Chris and Mary Grace Stoll

TRANSACTIONS

- **2021** - Signed by PHI as UDFA

Nicknames: Jackie ... **Hobbies:** Fishing, golfing, hiking and anything outdoors ... **Bucket list:** Attend all major sporting events (World Series, Stanley Cup Finals, and The Masters) ... **Favorite sports moment:** Beating Michigan State 9-6 in the snow while at Nebraska ... **Favorite meal:** Pizza ... **Favorite movies:** *The Other Guys* or *The Shawshank Redemption* ... **Desired talent:** Ability to sing ... **Guilty pleasure:** Ice cream

JOSH SWEAT

DEFENSIVE END | 94

Height: 6-5 **Weight:** 265 **DOB:** March 29, 1997 (Age 24)
NFL Experience: 4th Year *(4th with Eagles)* **Draft:** D4b-18 (130th overall) by PHI
College: Florida State **Hometown (HS):** Chesapeake, VA (Oscar Smith)

CAREER STATISTICS

			TACKLES					PASS DEFENSE					FUMBLES			DEF SNAPS	
Year	**Team**	**GP/S**	**Total**	**Solo**	**Asst**	**TFL**	**Sacks**	**Int**	**Yds**	**Lg**	**TD**	**PD**	**FF**	**FR**	**Yds**	**No**	**Pct**
2018	Philadelphia	9/0	4	1	3	0	0.0	0	0	--	0	0	0	0	0	68	7%
2019	Philadelphia	16/0	25	18	7	8	4.0	0	0	--	0	1	0	0	0	355	34%
2020	Philadelphia	14/3	45	27	18	7	6.0	0	0	--	0	2	2	0	0	421	38%
Totals		**39/3**	**74**	**46**	**28**	**15**	**10.0**	**0**	**0**	**--**	**0**	**3**	**2**	**0**	**0**	**---**	**---**
PLAYOFFS																	
2018	Philadelphia	0/0	RESERVE/INJURED (12/11/18)														
2019	Philadelphia	1/0	0	0	0	0	0.0	0	0	--	0	0	0	0	0	20	31%
Totals		**1/0**	**0**	**0**	**0**	**0**	**0.0**	**0**	**0**	**--**	**0**	**0**	**0**	**0**	**0**	**---**	**---**

ADDITIONAL STATISTICS

Special Teams Tackles: 6 - 2020 (2), 2019 (4)

CAREER HIGHS

Tackles	7	9/13/20 at Was.
Sacks	2.0	12/13/20 vs. NO
INTs	--	---
PDs	1	3x, last: 10/22/20 vs. NYG
FFs	1	2x, last: 12/13/20 vs. NO
FRs	--	---

Bucket list: Learn to snowboard ... **If he could play another sport, what position:** Soccer goalie ... **Players he models his game after:** Von Miller and Jadeveon Clowney ... **Favorite athletes growing up:** Jared Allen and Clay Matthews ... **Favorite movie:** *Monsters, Inc.* ... **Favorite music:** R&B ... **Favorite throwback jersey:** 1929 Green Bay Packers jersey ... **Favorite quote:** "Just because you are right doesn't mean you are correct."

2020 SEASON - EAGLES

- Ranked 3rd on the Eagles' defense with a career-high 6.0 sacks, trailing only **Brandon Graham** (8.0) and **Fletcher Cox** (6.5) ... Registered a career-high 45 tackles (27 solo), 7 TFLs and 2 FFs
- Produced a career-high 2.0 sacks and 1 FF in the 24-21 win vs. NO (12/13/20) ... Registered a key defensive play when he strip-sacked Saints QB **Taysom Hill** in the fourth quarter to set up a TD drive on the next possession that made it a 24-14 score
- Recorded his first career FF when he strip-sacked QB **Dwayne Haskins** in the season opener at Was. (9/13/20)

2019 SEASON - EAGLES

- Finished the regular season with the 4th-most sacks (4.0) on the Eagles' defense, behind **Brandon Graham** (8.5), **Derek Barnett** (6.5) and **Vinny Curry** (5.0) ... Also produced 25 tackles (18 solo), 29 QB pressures and hits and a career-high 8 TFLs
- Notched his first career sack during the Eagles' 10.0-sack performance (tied for 2nd-most in franchise history) in the 31-6 win vs. NYJ (10/6/19) ... Brought down Jets QB **Luke Falk** for a 4-yard loss on third-and-13 in the fourth quarter

COLLEGE HIGHLIGHTS

- In 37 career games at Florida State, compiled 138 tackles (77 solo), 29 TFLs, 14.5 sacks 3 FRs and 1 FF
- As a junior in 2017, was named to the Bronko Nagurski Award watch list and led Florida State with 5.5 sacks ... Also notched a career-high 56 tackles (3rd-highest total on the team)
- Posted a career-high 7.0 sacks as a sophomore in 2016 ... Contributed to a Florida State defense that ranked No. 1 in the nation in sacks per game (3.92) as well as 2nd in total sacks (51.0)
- Despite suffering a significant knee injury as a high school senior, played in all 13 games as a true freshman in 2015 and earned Freshman All-America honorable mention accolades ... Finished the season with 41 tackles, 3 FRs, 2.0 sacks and 1 INT

JOSH SWEAT DE | 94

GO BIRDS

2020 GAME-BY-GAME STATISTICS (PHI)

Date	Opp		GP/S	Tot	Solo	Sk	Int	PD	FF	FR	Snaps	Pct
Sep 13	at Was	L	1/0	6	3	1.0	0	0	1	0	49	70%
Sep 20	LAR	L	1/1	3	2	0.0	0	0	0	0	39	57%
Sep 27	Cin	T	1/1	2	1	1.0	0	0	0	0	38	53%
Oct 4	at SF	W	1/1	2	2	1.0	0	0	0	0	27	37%
Oct 11	at Pit	L	1/0	2	0	0.0	0	0	0	0	28	37%
Oct 18	Bal	L	1/0	6	4	0.0	0	1	0	0	36	49%
Oct 22	NYG	W	1/0	1	0	0.0	0	1	0	0	24	40%
Nov 1	Dal	W	1/0	6	5	0.0	0	0	0	0	41	52%
Nov 15	at NYG	L	1/0	1	0	0.0	0	0	0	0	25	35%
Nov 22	at Cle	L	1/0	6	4	1.0	0	0	0	0	34	51%
Nov 30	Sea	L	1/0	2	0	0.0	0	0	0	0	27	40%
Dec 6	at GB	L	1/0	3	2	0.0	0	0	0	0	24	39%
Dec 13	NO	W	1/0	5	4	2.0	0	0	1	0	25	40%
Dec 20	at Ari	L	1/0	0	0	0.0	0	0	0	0	4	6%
Dec 27	at Dal	L	0/0	RESERVE/INJURED								
Jan 3	Was	L	0/0	RESERVE/INJURED								
Totals			**14/3**	**45**	**27**	**6.0**	**0**	**2**	**2**	**0**	**421**	**38%**

BIRDSEED

- A consensus five-star DE prospect out of Oscar Smith (VA) High School ... Named to the 2015 Under Armour All-America Game and was ranked No. 1 in the nation at his position by Scout.com and 247Sports.com ... Also named the No. 5 and No. 11 overall prospect in the country by Scout.com and ESPN, respectively

TRANSACTIONS

- **12/26/20** - Placed on Reserve/Injured ... **12/11/18** - Placed on Reserve/Injured ... **2018** - Drafted by PHI in 4th round (130th overall)

2019 GAME-BY-GAME STATISTICS (PHI)

Date	Opp		GP/S	Tot	Solo	Sk	Int	PD	FF	FR	Snaps	Pct
Sep 8	Was	W	1/0	0	0	0.0	0	0	0	0	14	22%
Sep 15	at Atl	L	1/0	4	3	0.0	0	1	0	0	18	27%
Sep 22	Det	L	1/0	1	0	0.0	0	0	0	0	16	25%
Sep 26	at GB	W	1/0	2	2	0.0	0	0	0	0	28	35%
Oct 6	NYJ	W	1/0	3	3	1.0	0	0	0	0	19	32%
Oct 13	at Min	L	1/0	1	1	0.0	0	0	0	0	17	24%
Oct 20	at Dal	L	1/0	2	2	0.0	0	0	0	0	23	33%
Oct 27	at Buf	W	1/0	0	0	0.0	0	0	0	0	20	32%
Nov 3	Chi	W	1/0	2	1	1.0	0	0	0	0	17	38%
Nov 17	NE	L	1/0	1	0	0.0	0	0	0	0	24	32%
Nov 24	Sea	L	1/0	1	0	0.5	0	0	0	0	20	31%
Dec 1	at Mia	L	1/0	1	1	0.5	0	0	0	0	31	43%
Dec 9	NYG	W	1/0	2	1	0.0	0	0	0	0	26	50%
Dec 15	at Was	W	1/0	2	2	0.0	0	0	0	0	27	51%
Dec 22	Dal	W	1/0	2	2	1.0	0	0	0	0	28	45%
Dec 29	at NYG	W	1/0	1	0	0.0	0	0	0	0	27	36%
Totals			**16/0**	**25**	**18**	**4.0**	**0**	**1**	**0**	**0**	**355**	**34%**
PLAYOFFS												
Jan 5	Sea	L	1/0	0	0	0.0	0	0	0	0	20	31%
Totals			**1/0**	**0**	**0**	**0.0**	**0**	**0**	**0**	**0**	**20**	**31%**

2018 GAME-BY-GAME STATISTICS (PHI)

Date	Opp		GP/S	Tot	Solo	Sk	Int	PD	FF	FR	Snaps	Pct
Sep 6	Atl	W	0/0	INACTIVE								
Sep 16	at TB	L	0/0	INACTIVE								
Sep 23	Ind	W	0/0	DID NOT PLAY								
Sep 30	at Ten	L	0/0	INACTIVE								
Oct 7	Min	L	1/0	0	0	0.0	0	0	0	0	8	13%
Oct 11	at NYG	W	1/0	1	0	0.0	0	0	0	0	7	11%
Oct 21	Car	L	1/0	0	0	0.0	0	0	0	0	0	0%
Oct 28	at Jax	W	1/0	1	1	0.0	0	0	0	0	4	6%
Nov 11	Dal	L	1/0	0	0	0.0	0	0	0	0	6	9%
Nov 18	at NO	L	1/0	2	0	0.0	0	0	0	0	20	29%
Nov 25	NYG	W	1/0	0	0	0.0	0	0	0	0	11	18%
Dec 3	Was	W	1/0	0	0	0.0	0	0	0	0	6	13%
Dec 9	at Dal	L	1/0	0	0	0.0	0	0	0	0	6	6%
Dec 16	at LAR	W	0/0	RESERVE/INJURED								
Dec 23	Hou	W	0/0	RESERVE/INJURED								
Dec 30	at Was	W	0/0	RESERVE/INJURED								
Totals			**9/0**	**4**	**1**	**0.0**	**0**	**0**	**0**	**0**	**68**	**7%**
PLAYOFFS												
Jan 6	at Chi	W	0/0	RESERVE/INJURED								
Jan 13	at NO	L	0/0	RESERVE/INJURED								
Totals			**0/0**	**0**	**0**	**0.0**	**0**	**0**	**0**	**0**	**0**	**0%**



DAVION TAYLOR

LINEBACKER | 52

(pronounced DAY-vee-on)

Height: 6-1 **Weight:** 230 **DOB:** Aug. 5, 1998 (Age 23)
NFL Experience: 2nd Year *(2nd with Eagles)* **Draft:** D3-20 (103rd overall) by PHI
College: Colorado **Hometown (HS):** Magnolia, MS (South Pike)

CAREER STATISTICS

			TACKLES					PASS DEFENSE					FUMBLES			DEF SNAPS	
Year	**Team**	**GP/S**	**Total**	**Solo**	**Asst**	**TFL**	**Sacks**	**Int**	**Yds**	**Lg**	**TD**	**PD**	**FF**	**FR**	**Yds**	**No**	**Pct**
2020	Philadelphia	12/1	5	4	1	0	0.0	0	0	--	0	0	0	0	0	32	3%
Totals		**12/1**	**5**	**4**	**1**	**0**	**0.0**	**0**	**0**	**--**	**0**	**0**	**0**	**0**	**0**	**---**	**---**

ADDITIONAL STATISTICS

Special Teams Tackles: 8 - 2020 (8)

CAREER HIGHS

Tackles	3	11/22/20 at Cle.
Sacks	--	---
INTs	--	---
PDs	--	---
FFs	--	---
FRs	--	---

2020 SEASON - EAGLES

- Saw action in 177 special teams snaps (42%) and 32 defensive snaps (3%) during his rookie campaign ... Totaled 8 special teams tackles as well as 5 tackles (4 solo) on defense

COLLEGE HIGHLIGHTS

- Named a team captain in 2019 and played in all 12 games (10 starts) for Colorado, earning All-Pac-12 honorable mention ... Registered 69 tackles, 9 TFLs, 7 PDs, 1.5 sacks and 1 FR ... As a junior with the Buffaloes in 2018, saw action in 12 games (10 starts) and totaled 75 tackles, 12 TFLs, 2 PDs, 2 FRs and 1.0 sack
- Began his collegiate career as a walk-on at Coahama Community College (MS) ... Recorded 87 tackles, 3 TFLs, 3 PDs and 1 INT in his final season with Coahama C.C.

BIRDSEED

- In addition to playing football at Colorado, was an All-Pac-12 honoree in the 100-meter dash as a track and field standout
- Mother is a member of the Seventh-Day Adventist Church, which is distinguished by its observance of Saturday ... Due to his family's beliefs, did not participate in sports from Friday night until Sunday morning ... Played one game of high school football

TRANSACTIONS

- **12/9/20** - Placed on Reserve/Injured ... **2020** - Drafted by PHI in 3rd round (103rd overall)

Hobbies: Binge-watching shows and working out ... **Bucket list:** Win a Super Bowl ... **Surprisingly good at:** Playing drums ... **If he could play another sport, what position:** Basketball, center ... **Player he models his game after:** Deion Jones ... **Favorite athletes growing up:** Ray Lewis and LeBron James ... **Favorite quote:** "Now faith is the substance of thing shoped for and the evidence of things not seen." - *Hebrews 11:1* ... **Favorite music:** Hip-hop, gospel, Christian rap ... **Favorite meal:** Steak and potatoes

DAVION TAYLOR LB | 52

GO BIRDS

2020 GAME-BY-GAME STATISTICS (PHI)												
Date	**Opp**		**GP/S**	**Tot**	**Solo**	**Sk**	**Int**	**PD**	**FF**	**FR**	**Snaps**	**Pct**
Sep 13	at Was	L	1/0	0	0	0.0	0	0	0	0	0	0%
Sep 20	LAR	L	1/0	0	0	0.0	0	0	0	0	0	0%
Sep 27	Cin	T	1/0	0	0	0.0	0	0	0	0	0	0%
Oct 4	at SF	W	1/0	0	0	0.0	0	0	0	0	0	0%
Oct 11	at Pit	L	1/0	0	0	0.0	0	0	0	0	0	0%
Oct 18	Bal	L	1/0	2	2	0.0	0	0	0	0	11	15%
Oct 22	NYG	W	1/0	0	0	0.0	0	0	0	0	0	0%
Nov 1	Dal	W	1/0	0	0	0.0	0	0	0	0	0	0%
Nov 15	at NYG	L	1/0	0	0	0.0	0	0	0	0	3	4%
Nov 22	at Cle	L	1/1	3	2	0.0	0	0	0	0	18	27%
Nov 30	Sea	L	1/0	0	0	0.0	0	0	0	0	0	0%
Dec 6	at GB	L	1/0	0	0	0.0	0	0	0	0	0	0%
Dec 13	NO	W	0/0	RESERVE/INJURED								
Dec 20	at Ari	L	0/0	RESERVE/INJURED								
Dec 27	at Dal	L	0/0	RESERVE/INJURED								
Jan 3	Was	L	0/0	RESERVE/INJURED								
Totals			**12/1**	**5**	**4**	**0.0**	**0**	**0**	**0**	**0**	**32**	**3%**

BRETT TOTH

TACKLE | 64

(pronounced TOETH)

Height: 6-6 **Weight:** 304 **DOB:** Sept. 1, 1996 (Age 24)
NFL Experience: 3rd Year *(2nd with Eagles)* **Draft:** UDFA-19 by PHI **Acquired:** W-Ari-20
College: Army **Hometown (HS):** Charleston, SC (West Ashley)

CAREER STATISTICS

			STARTS		OFF SNAPS	
Year	**Team**	**GP/S**	**LT**	**RT**	**No**	**Pct**
2019	Arizona	0/0	0	0	0	0%
2020	Philadelphia	6/1	0	1	94	8%
Totals		**6/1**	**0**	**1**	**---**	**---**

CAREER HIGHLIGHTS

- Saw action in 94 offensive snaps (8%) over six games (one start) with Philadelphia during the 2020 campaign, allowing 1 sack ... Started his first career game at RT vs. Was. (1/3/21)
- Originally entered the league as an undrafted free agent with the Eagles in 2019 after he was awarded a waiver from the Department of Defense to pursue his NFL career ... Also spent time with the Cardinals during the 2019 regular season

COLLEGE HIGHLIGHTS

- Played collegiately at Army, where he was a two-year starter at tackle ... Appeared in 31 games (28 starts) ... Started all 26 games (25 at RT) over his final two seasons with the Black Knights
- Ranked by *Pro Football Focus* as the nation's 5th-best run-blocking tackle in 2017 ... Invited to participate in the Senior Bowl following the 2017 season, becoming the first Army player to earn that honor ... Helped the Black Knights to the top rushing offense in the country during his senior season (4,710 yards)

BIRDSEED

- A second lieutenant in the Army, earned a degree in nuclear engineering in 2018 ... Returned to his military career after spending the 2018 season as a graduate assistant for the Black Knights, taking a Basic Officer Leadership Course at Fort Leonard Wood in Missouri ... As an engineering officer, learned everything from demolition to project management and construction ... Upon completion, earned a platoon leader role with the 3rd Chemical Brigade doing Basic Combat Training ... Followed in the footsteps of numerous family members who served their country, including his father, Douglas, who is a Navy veteran
- Played football, basketball and competed in track and field at West Ashley (SC) High School ... Received three varsity letters as a TE and served as a team captain ... Earned all-state and all-conference honors ... Also played at the U.S. Military Prep Academy in 2013 before enrolling at Army

TRANSACTIONS

- **10/7/20** - Claimed off waivers by PHI ... **9/4/20** - Waived/injured by ARI ... **10/19/19** - Placed on Reserve/Non-Football Injury ... **9/1/19** - Claimed off waivers by ARI ... **8/31/19** - Waived by PHI ... **2019** - Signed by PHI as UDFA

CASEY TUCKER

TACKLE | 76

Height: 6-6 **Weight:** 315 **DOB:** Sept. 26, 1995 (Age 25)
NFL Experience: 1st Year *(1st with Eagles)* **Draft:** UDFA-19 by PHI **Acquired:** FA-21
College: Arizona State **Hometown (HS):** Chandler, AZ (Hamilton)

First job: Summer equipment manager for local youth football league by his high school ... **Hobbies:** "I'm an avid chess player." ... **Surprisingly good at:** Cooking ... **If he could play another sport, what position:** Baseball, either as a first baseman or ambidextrous pitcher ... **Favorite athletes growing up:** "Honestly, Eagles legend Brian Dawkins. From youth football all the way up to college, I would watch the Brian Dawkins 'Weapon X' video before games." ... **Favorite quote:** "Good." - Jocko Willink ... **Favorite meal:** Tie between fish and chips and a good ribeye steak

CAREER HIGHLIGHTS

- Originally entered the NFL as an undrafted rookie with Philadelphia in 2019 ... Has spent time on the Eagles' (2020) and Lions' (2019) practice squads during his first two seasons

COLLEGE HIGHLIGHTS

- Played in 39 games between Arizona State and Stanford
- Received honorable mention All-Pac-12 accolades following his final collegiate season at Arizona State in 2018 ... Part of an OL that allowed just 15 sacks all season, which marked the 3rd-fewest sacks allowed by a Sun Devils OL in program history
- Started 22 games at Stanford (2014-16), including all 14 during the Cardinal's 2015 Rose Bowl run as a sophomore

BIRDSEED

- Graduated from Stanford with a degree in philosophy
- Prepped at Hamilton (AZ) High School, where he was one of the top recruits coming out of high school in 2013 ... Participated in the 2013 Under Armour All-American Game and was also invited to the 2014 U.S. Army All-American Game

TRANSACTIONS

- **5/18/21** - Signed by PHI ... **4/28/21** - Waived by IND ... **1/11/21** - Signed by IND to reserve/future contract ... **12/21/20** - Signed by PHI to practice squad ... **8/23/20** - Waived by PHI ... **4/28/20** - Claimed off waivers by PHI ... **4/27/20** - Waived by DET ... **12/30/19** - Signed by DET to reserve/future contract ... **12/27/19** - Signed by DET to practice squad ... **11/1/19** - Released by DET ... **10/30/19** - Signed by DET to practice squad ... **8/16/19** - Waived/injured by PHI ... **2019** - Signed by PHI as UDFA

MARLON TUIPULOTU

DEFENSIVE TACKLE | 72

(pronounced TOO-ee-poo-LOE-too)

Height: 6-2 **Weight:** 307 **DOB:** May 31, 1999 (Age 22)
NFL Experience: Rookie *(1st with Eagles)* **Draft:** D6a-21 (189th overall) by PHI
College: USC **Hometown (HS):** Independence, OR (Central)

COLLEGE STATISTICS

			TACKLES					PASS DEFENSE					FUMBLES			DEF SNAPS	
Year	**College**	**GP**	**Total**	**Solo**	**Asst**	**TFL**	**Sacks**	**Int**	**Yds**	**Lg**	**TD**	**PD**	**FF**	**FR**	**Yds**	**No**	**Pct**
2017	USC	3	2	1	1	0	0.0	0	0	--	0	0	0	0	0	---	---
2018	USC	12	33	13	20	5.5	4.5	0	0	--	0	0	0	0	0	---	---
2019	USC	12	46	23	23	6	2.0	0	0	--	0	3	1	0	0	---	---
2020	USC	6	23	12	11	3.5	2.0	0	0	--	0	0	1	0	0	---	---
Totals		**33**	**104**	**49**	**55**	**15**	**8.5**	**0**	**0**	**--**	**0**	**3**	**2**	**0**	**0**	**---**	**---**

COLLEGE HIGHLIGHTS

- Registered 104 tackles (49 solo), 15 TFLs, 8.5 sacks, 3 PDs and 2 FFs in 33 career games (29 starts) at USC (2017-20)
- Started all six contests in a shortened 2020 season and posted 23 tackles (12 solo), 3.5 TFLs, 2.0 sacks and 1 FF ... Earned first-team All-Pac 12 honors from the *Associated Press*
- As a sophomore in 2019, started all 12 games in which he played and tallied career highs with 46 tackles (23 solo) and 6 TFLs ... Also produced 3 PDs, 2.0 sacks and 1 FF
- Recorded a career-high 4.5 sacks during his redshirt freshman season in 2018 ... Added 33 tackles (13 solo) and 5.5 TFLs

BIRDSEED

- Majored in political science while attending USC
- Attended Central (OR) High School, where he was a 2016 *Prep Star* All-American, *USA Today* All-Oregon Defensive Player of the Year and All-State Class 5A Defensive Player of the Year ... Did not start playing football until his freshman year of high school
- Also competed in wrestling and was the top wrestler in Oregon, capturing the state championship in the 285-pound division
- Younger brother, Tuli, was a teammate of his at USC in 2020 ... Cousin, **Fili Moala**, was a former Trojan (2005-08) who played in the NFL with the Indianapolis Colts (2009-14)

TRANSACTIONS

- **2021** - Drafted by PHI in 6th round (189th overall)

MICHAEL WALKER

WIDE RECEIVER

Height: 5-11 **Weight:** 194 **DOB:** Oct. 29, 1996 (Age 24)
NFL Experience: 2nd Year *(1st with Eagles)* **Draft:** UDFA-19 by JAX **Acquired:** FA-21
College: Boston College **Hometown (HS):** Naples, FL (Naples)

CAREER STATISTICS

			RECEIVING					OFF SNAPS	
Year	**Team**	**GP/S**	**Rec**	**Yds**	**Avg**	**Lg**	**TD**	**No**	**Pct**
2019	Jacksonville	7/0	2	15	7.5	9	0	7	1%
Totals		**7/0**	**2**	**15**	**7.5**	**9**	**0**	**---**	**---**

ADDITIONAL STATISTICS

Kickoff Returns: 18-411 - 2019 (18-411) **Punt Returns:** 3-13 - 2019 (3-13)

Fumbles/Lost: 2/2 - 2019 (2/2) **Special Teams Tackles:** 2 - 2019 (2)

CAREER HIGHS

Receptions	1	2x, last: 12/8/19 vs. LAC
Receiving Yards	9	12/8/19 vs. LAC
Receiving Long	9	12/8/19 vs. LAC
Receiving TDs	--	---

Hobbies: Going fishing or out on the boat ... **Biggest Inspiration in his life:** "My brother, Brian. He's definitely been a role model of mine in my football career. In high school, he ended up breaking his neck, so I've been doing what I've been doing for him." ... **Favorite meal:** Cowford Chophouse in Jacksonville, FL. ... **Favorite movie:** *The Dark Knight* ... **Favorite athlete growing up:** Wes Welker

2019 GAME-BY-GAME STATISTICS (JAX)

				RECEIVING					SNAPS	
Date	**Opp**		**GP/S**	**Rec**	**Yds**	**Avg**	**Lg**	**TD**	**No**	**Pct**
Sep 8	KC	L	---	JAGUARS PRACTICE SQUAD						
Sep 15	at Hou	L	---	JAGUARS PRACTICE SQUAD						
Sep 19	Ten	W	---	JAGUARS PRACTICE SQUAD						
Sep 29	at Den	W	---	JAGUARS PRACTICE SQUAD						
Oct 6	at Car	L	---	JAGUARS PRACTICE SQUAD						
Oct 13	NO	L	---	JAGUARS PRACTICE SQUAD						
Oct 20	at Cin	W	---	JAGUARS PRACTICE SQUAD						
Oct 27	NYJ	W	---	JAGUARS PRACTICE SQUAD						
Nov 3	Hou	L	1/0	0	0	---	--	0	0	0%
Nov 17	at Ind	L	1/0	0	0	---	--	0	0	0%
Nov 24	at Ten	L	1/0	0	0	---	--	0	0	0%
Dec 1	TB	L	1/0	1	6	6.0	6	0	7	10%
Dec 8	LAC	L	1/0	1	9	9.0	9	0	0	0%
Dec 15	at Oak	W	1/0	0	0	---	--	0	0	0%
Dec 22	at Atl	L	1/0	0	0	---	--	0	0	0%
Dec 29	Ind	W	0/0	RESERVE/INJURED						
Totals			**7/0**	**2**	**15**	**7.5**	**9**	**0**	**7**	**1%**

2019 SEASON - JAGUARS

- Saw action in 154 special teams snaps (35%) as well as 7 offensive snaps (1%) over seven games as a rookie ... Led the Jaguars with 18 kickoff returns for 411 yards (22.8 avg.) ... Also returned 3 punts for 13 yards and registered 2 special teams tackles ... Offensively, added 2 receptions for 15 yards
- Hauled in a 9-yard pass from Jaguars P **Logan Cooke** on a successful fake punt conversion vs. LAC (12/8/19)

COLLEGE HIGHLIGHTS

- Played in 50 games at Boston College and registered 71 receptions for 847 yards and 5 TDs for the Eagles ... Also returned 106 kickoffs for 2,656 yards and 48 punts for 436 yards and 1 TD
- Earned second-team All-ACC honors as a returner as a senior in 2018 ... Posted 40 kickoff returns for 1,020 yards along with 20 punt returns for 274 yards and 1 TD ... Also added 17 receptions for 218 yards and 10 carries for 57 yards

BIRDSEED

- Attended Naples (FL) High School, where he was named the *Naples Daily News* Offensive Player of the Year as a senior
- His father, Mike, played football at Connecticut ... His uncle, Pete, played 11 seasons in Major League Baseball

TRANSACTIONS

- **8/11/21** - Placed on Reserve/Injured ... **8/10/21** - Waived/injured by PHI ... **6/11/21** - Agreed to terms with PHI ... **9/9/20** - Waived by JAX with injury settlement ... **9/6/20** - Placed on Reserve/Injured ... **9/5/20** - Waived/injured by JAX ... **8/7/20** - Activated from Reserve/COVID-19 ... **8/2/20** - Placed on Reserve/COVID-19 ... **12/28/19** - Placed on Reserve/Injured ... **12/2/19** - Signed by JAX from practice squad to active roster ... **9/1/19** - Signed by JAX to practice squad ... **8/31/19** - Waived by JAX ... **2019** - Signed by JAX as UDFA

K'VON WALLACE

SAFETY | 42

(pronounced KAY-von)

Height: 5-11 **Weight:** 205 **DOB:** July 25, 1997 (Age 24)
NFL Experience: 2nd Year *(2nd with Eagles)* **Draft:** D4a-20 (127th overall) by PHI
College: Clemson **Hometown (HS):** Highland Springs, VA (Highland Springs)

CAREER STATISTICS

			TACKLES					PASS DEFENSE					FUMBLES			DEF SNAPS	
Year	**Team**	**GP/S**	**Total**	**Solo**	**Asst**	**TFL**	**Sacks**	**Int**	**Yds**	**Lg**	**TD**	**PD**	**FF**	**FR**	**Yds**	**No**	**Pct**
2020	Philadelphia	15/3	22	15	7	0	0.0	0	0	--	0	0	0	1	0	202	18%
Totals		**15/3**	**22**	**15**	**7**	**0**	**0.0**	**0**	**0**	**--**	**0**	**0**	**0**	**1**	**0**	**---**	**---**

ADDITIONAL STATISTICS

Special Teams Tackles: 6 - 2020 (6)

CAREER HIGHS

Tackles	6	1/3/21 vs. Was.
Sacks	--	---
INTs	--	---
PDs	--	---
FFs	--	---
FRs	1	9/20/20 vs. LAR

2020 SEASON - EAGLES

- Saw action in 202 defensive snaps (18%) and 219 special teams snaps (52%) over 15 games (three starts) as a rookie ... Produced 22 tackles (15 solo) and 1 FR with 6 special teams tackles
- Totaled a career-high 6 tackles (5 solo) vs. Was. (1/3/21)
- Recovered the fumble forced by **T.J. Edwards** against Rams WR **Cooper Kupp** on a punt return with 46 seconds remaining in the second quarter vs. LAR (9/20/20) ... The takeaway set up the Eagles' offense at the 11-yard line and resulted in a TD drive

COLLEGE HIGHLIGHTS

- Played collegiately at Clemson, where he was a key contributor on two CFP National Championship teams ... A two-time All-ACC selection and team captain ... Recorded 178 tackles, 21 PDs, 5 INTs, 2.0 sacks and 2 FFs in 59 career games (36 starts) with the Tigers ... His 59 games are tied for the most in program history

BIRDSEED

- A three-time ACC Honor Roll selection who graduated from Clemson with a degree in communications ... Completed internships with the National Football League and Cisco ... Roommate was **Brian Dawkins Jr.**, the son of Eagles legend and Pro Football Hall of Famer **Brian Dawkins**, who also played S at Clemson
- Prepped at Highland Springs (VA) High School, where he led the team to a 14-1 record and state title as an all-state selection at WR and DB ... Also a member of the track and field team

TRANSACTIONS

- **2020** - Drafted by PHI in 4th round (127th overall)

Hobbies: Fishing, playing video games, sightseeing ... **Bucket list:** Travel to Jerusalem ... **Desired talent:** Singing ... **Guilty pleasure:** "I'm a dessert guy. Ice cream is my favorite and milkshakes are right behind it." ... **Pregame ritual:** FaceTimes his family ... **Career if he wasn't playing football:** "Engineer. When I was in high school, I was in a tech program where I was basically an electrician. I wired outlets, AC units, and ceiling fans." ... **Favorite TV shows:** *Ed, Edd n Eddy* and *Samurai Jack* ... **Favorite movie:** *Friday* ... **Favorite athlete growing up:** Kobe Bryant

K'VON WALLACE S | 42

GO BIRDS

2020 GAME-BY-GAME STATISTICS (PHI)												
Date	**Opp**		**GP/S**	**Tot**	**Solo**	**Sk**	**Int**	**PD**	**FF**	**FR**	**Snaps**	**Pct**
Sep 13	at Was	L	1/0	1	0	0.0	0	0	0	0	6	9%
Sep 20	LAR	L	1/0	0	0	0.0	0	0	0	1	0	0%
Sep 27	Cin	T	1/0	1	0	0.0	0	0	0	0	1	1%
Oct 4	at SF	W	1/1	2	2	0.0	0	0	0	0	27	37%
Oct 11	at Pit	L	1/0	4	3	0.0	0	0	0	0	13	17%
Oct 18	Bal	L	1/0	0	0	0.0	0	0	0	0	0	0%
Oct 22	NYG	W	0/0	INACTIVE								
Nov 1	Dal	W	1/0	0	0	0.0	0	0	0	0	0	0%
Nov 15	at NYG	L	1/0	0	0	0.0	0	0	0	0	1	1%
Nov 22	at Cle	L	1/0	0	0	0.0	0	0	0	0	5	7%
Nov 30	Sea	L	1/0	0	0	0.0	0	0	0	0	0	0%
Dec 6	at GB	L	1/0	1	1	0.0	0	0	0	0	16	26%
Dec 13	NO	W	1/0	2	1	0.0	0	0	0	0	28	44%
Dec 20	at Ari	L	1/1	2	1	0.0	0	0	0	0	23	34%
Dec 27	at Dal	L	1/0	3	2	0.0	0	0	0	0	19	27%
Jan 3	Was	L	1/1	6	5	0.0	0	0	0	0	63	100%
Totals			**15/3**	**22**	**15**	**0.0**	**0**	**0**	**0**	**1**	**202**	**18%**

GREG WARD

WIDE RECEIVER | 84

Height: 5-11 **Weight:** 190 **DOB:** July 12, 1995 (Age 26)
NFL Experience: 3rd Year *(3rd with Eagles)* **Draft:** UDFA-17 by PHI **Acquired:** FA-19
College: Houston **Hometown (HS):** Tyler, TX (John Tyler)

Super Bowl Champion: 2017 (LII)

CAREER STATISTICS

			RECEIVING					OFF SNAPS	
Year	**Team**	**GP/S**	**Rec**	**Yds**	**Avg**	**Lg**	**TD**	**No**	**Pct**
2019	Philadelphia	7/3	28	254	9.1	38	1	310	26%
2020	Philadelphia	16/10	53	419	7.9	32t	6	791	70%
Totals		**23/13**	**81**	**673**	**8.3**	**38**	**7**	**---**	**---**
PLAYOFFS									
2019	Philadelphia	1/1	3	24	8.0	16	0	50	72%
Totals		**1/1**	**3**	**24**	**8.0**	**16**	**0**	**---**	**---**

ADDITIONAL STATISTICS

Fumbles/Lost: 2/0 - 2020 (2/0) **Rushing:** 3-1 - 2020 (2-(-4)), 2019 (1-5)

Passing: 1-15 - 2020 (1-15) **Punt Returns:** 28-158 - 2020 (21-134), 2019 (7-24)

Special Teams Tackles: 1 - 2019 (1)

CAREER HIGHS

Receptions	8	9/27/20 vs. Cin.
Receiving Yards	72	9/27/20 vs. Cin.
Receiving Long	38	12/22/19 vs. Dal.
Receiving TDs	2	12/20/20 at Ari.

First job: Worked in a car shop ... **Favorite movie:** *Rush Hour 2* ... **Favorite TV shows:** *Martin* and *The Fresh Prince of Bel-Air* ... **Favorite music:** Drake and Lil Wayne ... **Favorite meal:** "I'm from down south, so I like fried chicken and cornbread and greens." ... **Favorite throwback jerseys:** Earl Campbell, Houston Oilers; Michael Jordan, Chicago Bulls

2020 SEASON - EAGLES

- Registered career highs in receptions (53), receiving yards (419) and receiving TDs (6) ... Led the team in both receptions and receiving TDs ... Also returned 21 punts for 134 yards
- Posted a career-high 2 receiving TDs at Ari. (12/20/20) ... Became the first undrafted Eagles WR to record multiple receiving TDs in a single game since **Greg Lewis** on 10/2/06 vs. Green Bay
- Caught a 32-yard TD thrown by **Jalen Hurts** to erase a fourth-and-18 during the fourth quarter at GB (12/6/20)
- Led the offense with career highs in receptions (8) and yards (72) and produced a 29-yard TD vs. Cin. (9/27/20)

2019 SEASON - EAGLES

- Totaled 28 receptions for 254 yards and 1 TD ... Promoted from the practice squad to the active roster in Week 12 and led all Eagles WRs in receptions and yards over the last 6 games of the regular season ... Also added 18 receiving first downs
- With 0:26 remaining in regulation, hauled in the game-winning, 4-yard TD pass from **Carson Wentz** in the 37-27 win at Was. (12/15/19) ... Finished with 7 receptions for 61 yards ... Became the first Eagle to record a game-winning score in the fourth quarter/OT as their first career TD since **Freddie Solomon** caught a 2-yard TD pass from **Ty Detmer** with 1:56 remaining on 9/7/97 vs. Green Bay (W, 10-9)

AAF HIGHLIGHTS

- Posted 22 receptions for 214 yards and added 1 punt return TD with the AAF's San Antonio Commanders in 2019

COLLEGE HIGHLIGHTS

- Produced the most rushing yards (2,375) by a QB in Houston history and tied for the most rushing TDs (39) ... Also finished 3rd in school history in total yards (11,080), 4th in passing yards (8,705) and 5th in passing TDs (52)
- From 2015-16, only two NCAA FBS QBs totaled 6,000+ passing yards and 1,500+ rushing yards: Ward and **Deshaun Watson**
- Threw for 3,557 yards, 22 TDs and a 141.7 efficiency rating en route to second-team All-AAC honors as a senior in 2016
- Earned second-team All-AAC accolades as a junior in 2015 ... Became the first Houston QB to post 1,000+ rushing yards (1,108) in a season ... Ranked 5th nationally with 21 rushing TDs, which are the most in school single-season history

BIRDSEED

- Majored in kinesiology at Houston
- Attended John Tyler (TX) High School ... As a senior, led Texas' Class 4A with 4,202 passing yards and 39 TDs against 5 INTs, while also adding 861 rushing yards and 13 TDs on 170 carries ... During his junior year, posted 3,596 passing yards and 32 TDs against 5 INTs and rushed 2017 times for 1,212 yards and 18 TDs

GREG WARD WR | 84

GO BIRDS

2020 GAME-BY-GAME STATISTICS (PHI)

				RECEIVING					SNAPS	
Date	**Opp**		**GP/S**	**Rec**	**Yds**	**Avg**	**Lg**	**TD**	**No**	**Pct**
Sep 13	at Was	L	1/0	5	31	6.2	11	0	30	44%
Sep 20	LAR	L	1/1	1	5	5.0	5	0	13	18%
Sep 27	Cin	T	1/1	8	72	9.0	29t	1	76	84%
Oct 4	at SF	W	1/0	4	38	9.5	20	0	48	77%
Oct 11	at Pit	L	1/1	4	26	6.5	11	1	41	69%
Oct 18	Bal	L	1/1	2	19	9.5	13	0	58	81%
Oct 22	NYG	W	1/1	5	42	8.4	14	1	77	95%
Nov 1	Dal	W	1/1	3	10	3.3	6	0	59	94%
Nov 15	at NYG	L	1/1	5	39	7.8	16	0	42	63%
Nov 22	at Cle	L	1/0	3	9	3.0	4	0	46	68%
Nov 30	Sea	L	1/0	1	3	3.0	3	0	48	68%
Dec 6	at GB	L	1/0	3	57	19.0	32t	1	44	71%
Dec 13	NO	W	1/1	2	20	10.0	14	0	51	74%
Dec 20	at Ari	L	1/1	4	15	3.8	12	2	44	53%
Dec 27	at Dal	L	1/0	2	27	13.5	17	0	66	90%
Jan 3	Was	L	1/1	1	6	6.0	6	0	48	71%
Totals			**16/10**	**53**	**419**	**7.9**	**32t**	**6**	**791**	**70%**

2019 GAME-BY-GAME STATISTICS (PHI)

				RECEIVING					SNAPS	
Date	**Opp**		**GP/S**	**Rec**	**Yds**	**Avg**	**Lg**	**TD**	**No**	**Pct**
Sep 8	Was	W	---	EAGLES PRACTICE SQUAD						
Sep 15	at Atl	L	---	EAGLES PRACTICE SQUAD						
Sep 22	Det	L	1/0	0	0	---	--	0	2	3%
Sep 26	at GB	W	---	EAGLES PRACTICE SQUAD						
Oct 6	NYJ	W	---	EAGLES PRACTICE SQUAD						
Oct 13	at Min	L	---	EAGLES PRACTICE SQUAD						
Oct 20	at Dal	L	---	EAGLES PRACTICE SQUAD						
Oct 27	at Buf	W	---	EAGLES PRACTICE SQUAD						
Nov 3	Chi	W	---	EAGLES PRACTICE SQUAD						
Nov 17	NE	L	---	EAGLES PRACTICE SQUAD						
Nov 24	Sea	L	1/0	6	40	6.7	9	0	37	49%
Dec 1	at Mia	L	1/0	1	5	5.0	5	0	29	41%
Dec 9	NYG	W	1/0	4	34	8.5	13	0	77	87%
Dec 15	at Was	W	1/1	7	61	8.7	13	1	58	75%
Dec 22	Dal	W	1/1	4	71	17.8	38	0	51	71%
Dec 29	at NYG	W	1/1	6	43	7.2	15	0	56	76%
Totals			**7/3**	**28**	**254**	**9.1**	**38**	**1**	**310**	**26%**
PLAYOFFS										
Jan 5	Sea	L	1/1	3	24	8.0	16	0	50	72%
Totals			**1/1**	**3**	**24**	**8.0**	**16**	**0**	**50**	**72%**

TRANSACTIONS

- **3/29/21** - Signed by PHI to exclusive rights tender ... **11/23/19** - Signed by PHI to active roster from practice squad ... **9/26/19** - Signed by PHI to practice squad ... **9/24/19** - Waived by PHI ... **9/21/19** - Signed by PHI to active roster from practice squad ... **9/1/19** - Signed by PHI to practice squad ... **8/31/19** - Waived by PHI ... **4/9/19** - Signed by PHI ... **9/7/18** - Released by PHI from practice squad ... **9/2/18** - Signed by PHI to practice squad ... **9/1/18** - Waived by PHI ... **2/7/18** - Signed by PHI to reserve/future contract ... **9/18/17** - Signed by PHI to practice squad ... **9/12/17** - Released by PHI from practice squad ... **9/3/17** - Signed by PHI to practice squad ... **9/2/17** - Waived by PHI ... **2017** - Signed by PHI as UDFA

QUEZ WATKINS

WIDE RECEIVER | 16

Height: 6-0 **Weight:** 193 **DOB:** June 9, 1998 (Age 23)
NFL Experience: 2nd Year *(2nd with Eagles)* **Draft:** D6b-20 (200th overall) by PHI
College: Southern Mississippi **Hometown (HS):** Athens, AL (Athens)

CAREER STATISTICS

			RECEIVING					OFF SNAPS	
Year	**Team**	**GP/S**	**Rec**	**Yds**	**Avg**	**Lg**	**TD**	**No**	**Pct**
2020	Philadelphia	6/0	7	106	15.1	43	1	119	11%
Totals		**6/0**	**7**	**106**	**15.1**	**43**	**1**	**---**	**---**

CAREER HIGHS

Receptions	3	12/20/20 at Ari.
Receiving Yards	57	12/27/20 at Dal.
Receiving Long	43	12/27/20 at Dal.
Receiving TDs	1	12/20/20 at Ari.

Hobbies: Playing basketball or PlayStation ... **Bucket list:** Travel to different places ... **Desired talent:** Art ... **Surprisingly good at:** Golf ... **Players he models his game after:** Calvin Ridley, Stefon Diggs and Davante Adams ... **Favorite athlete:** Michael Jordan

2020 GAME-BY-GAME STATISTICS (PHI)

				RECEIVING					SNAPS	
Date	**Opp**		**GP/S**	**Rec**	**Yds**	**Avg**	**Lg**	**TD**	**No**	**Pct**
Sep 13	at Was	L	0/0	RESERVE/INJURED						
Sep 20	LAR	L	0/0	RESERVE/INJURED						
Sep 27	Cin	T	0/0	RESERVE/INJURED						
Oct 4	at SF	W	0/0	RESERVE/INJURED						
Oct 11	at Pit	L	1/0	0	0	---	--	0	5	8%
Oct 18	Bal	L	1/0	0	0	---	--	0	15	21%
Oct 22	NYG	W	0/0	INACTIVE						
Nov 1	Dal	W	0/0	DID NOT PLAY						
Nov 15	at NYG	L	0/0	INACTIVE						
Nov 22	at Cle	L	0/0	INACTIVE						
Nov 30	Sea	L	0/0	INACTIVE						
Dec 6	at GB	L	0/0	INACTIVE						
Dec 13	NO	W	1/0	1	3	3.0	3	0	22	32%
Dec 20	at Ari	L	1/0	3	40	13.3	32t	1	28	34%
Dec 27	at Dal	L	1/0	2	57	28.5	43	0	12	16%
Jan 3	Was	L	1/0	1	6	6.0	6	0	37	54%
Totals			**6/0**	**7**	**106**	**15.1**	**43**	**1**	**119**	**11%**

2020 SEASON - EAGLES

- Totaled 7 receptions for 106 yards (15.1 avg.) and 1 TD
- Registered a career-long 43-yard catch at Dal. (12/27/20)
- Caught a 32-yard pass from **Jalen Hurts** for his first career TD at Ari. (12/20/20) ... Marked the Eagles' youngest QB-WR duo to connect on a TD in 81 years, when **Davey O'Brien** (22) tossed a 22-yard TD to **Chuck Newton** (22) on 11/12/39 vs. Green Bay

COLLEGE HIGHLIGHTS

- Played collegiately at Southern Mississippi, where he produced 2,404 yards and 17 TDs on 159 receptions in 35 career games ... His 159 catches were the 2nd-most in school history ... A two-time first-team All-Conference USA selection (2018-19)
- Finished his senior season in 2019 with the most receiving yards (1,178) in the conference as well as the 2nd-highest receiving average (18.5) (min. 50 receptions) ... Led the team in catches (72), yards (889) and TDs (9) during his junior campaign in 2018

BIRDSEED

- Attended Athens (AL) High School, where he was a Class 6A All-State selection and two-time All-Limestone County honoree ... As a senior, caught 44 passes for 847 yards and 12 TDs ... Also recorded 34 receptions for 541 yards and 5 TDs his junior year

TRANSACTIONS

- **10/10/20** - Activated from Reserve/Injured ... **9/6/20** - Placed on Reserve/Injured ... **2020** - Drafted by PHI in 6th round (200th overall)

MILTON WILLIAMS

DEFENSIVE TACKLE | 93

Height: 6-3 **Weight:** 290 **DOB:** April 6, 1999 (Age 22)
NFL Experience: Rookie *(1st with Eagles)* **Draft:** D3-21 (73rd overall) by PHI
College: Louisiana Tech **Hometown (HS):** Crowley, TX (Crowley)

COLLEGE STATISTICS

			TACKLES					PASS DEFENSE					FUMBLES			DEF SNAPS	
Year	**College**	**GP**	**Total**	**Solo**	**Asst**	**TFL**	**Sacks**	**Int**	**Yds**	**Lg**	**TD**	**PD**	**FF**	**FR**	**Yds**	**No**	**Pct**
2018	Louisiana Tech	7	3	1	2	0	0.0	0	0	--	0	0	0	0	0	---	---
2019	Louisiana Tech	13	59	27	32	9	5.5	0	0	--	0	1	0	2	0	---	---
2020	Louisiana Tech	10	44	21	23	10	4.5	0	0	--	0	0	0	1	0	---	---
Totals		**30**	**106**	**49**	**57**	**19**	**10.0**	**0**	**0**	**--**	**0**	**1**	**0**	**3**	**0**	**---**	**---**

COLLEGE HIGHLIGHTS

- Registered 106 tackles (49 solo), 19 TFLs, 10.0 sacks and 3 FRs over 30 games during his career at Louisiana Tech
- Started all 10 games as a junior in 2020 and led the team with a career-high 10 TFLs (3rd in C-USA) and 4.5 sacks (7th in C-USA) ... Earned third-team All-American (*Pro Football Focus*) and first-team All-Conference USA (*Phil Steele*) recognition
- Totaled 59 tackles (27 solo), 9 TFLs and a career-high 5.5 sacks in 13 games (all starts) during his sophomore season in 2019 ... Collected All-Conference USA honorable mention accolades

BIRDSEED

- Attended Crowley (TX) High School, where he recorded 300 tackles and 22.0 sacks and received District 5A-Region II Defensive MVP honors ... Lettered in both football and basketball
- Is the son of Milton and Willanette Williams ... Has three siblings: Mishayla, Mia and Malia

TRANSACTIONS

- **2021** - Drafted by PHI in 3rd round (73rd overall)

RAEQUAN WILLIAMS

DEFENSIVE TACKLE | 61

Height: 6-4 **Weight:** 305 **DOB:** Feb. 14, 1997 (Age 24)
NFL Experience: 2nd Year *(2nd with Eagles)* **Draft:** UDFA-20 by PHI
College: Michigan State **Hometown (HS):** Chicago, IL (DePaul College Prep)

CAREER STATISTICS

			TACKLES					PASS DEFENSE					FUMBLES			DEF SNAPS	
Year	Team	GP/S	Total	Solo	Asst	TFL	Sacks	Int	Yds	Lg	TD	PD	FF	FR	Yds	No	Pct
2020	Philadelphia	6/0	5	3	2	1	1.0	0	0	--	0	0	0	0	0	98	9%
Totals		**6/0**	**5**	**3**	**2**	**1**	**1.0**	**0**	**0**	**--**	**0**	**0**	**0**	**0**	**0**	**---**	**---**

CAREER HIGHS

Tackles	3	12/6/20 at GB
Sacks	1.0	1/3/21 vs. Was.
INTs	--	---
PDs	--	---
FFs	--	---
FRs	--	---

First job: Basketball camp counselor ... **Surprisingly good at:** Baking (specialties include cookies and cake) ... **Desired talent:** Being in a band ... **If he could choose any karaoke song:** "My Girl" - The Temptations ... **If he could witness any moment in history:** "Game 6." (Michael Jordan's series-clinching shot – and final one in a Bulls uniform – against the Utah Jazz in the 1997-98 NBA Finals) ... **Favorite TV show:** *The Wire* ... **Favorite movies:** The *Rocky* series ... **Favorite music artists:** G Herbo, Kodak Black ... **Favorite meal:** His mom's soul food

2020 GAME-BY-GAME STATISTICS (PHI)

Date	Opp		GP/S	Tot	Solo	Sk	Int	PD	FF	FR	Snaps	Pct
Sep 13	at Was	L	---	EAGLES PRACTICE SQUAD								
Sep 20	LAR	L	---	EAGLES PRACTICE SQUAD								
Sep 27	Cin	T	---	EAGLES PRACTICE SQUAD								
Oct 4	at SF	W	---	EAGLES PRACTICE SQUAD								
Oct 11	at Pit	L	---	EAGLES PRACTICE SQUAD								
Oct 18	Bal	L	---	EAGLES PRACTICE SQUAD								
Oct 22	NYG	W	---	EAGLES PRACTICE SQUAD								
Nov 1	Dal	W	1/0	0	0	0.0	0	0	0	0	16	20%
Nov 15	at NYG	L	---	EAGLES PRACTICE SQUAD								
Nov 22	at Cle	L	---	EAGLES PRACTICE SQUAD								
Nov 30	Sea	L	---	EAGLES PRACTICE SQUAD								
Dec 6	at GB	L	1/0	3	2	0.0	0	0	0	0	22	36%
Dec 13	NO	W	1/0	0	0	0.0	0	0	0	0	9	14%
Dec 20	at Ari	L	1/0	0	0	0.0	0	0	0	0	11	16%
Dec 27	at Dal	L	1/0	1	0	0.0	0	0	0	0	19	27%
Jan 3	Was	L	1/0	1	1	1.0	0	0	0	0	21	33%
Totals			**6/0**	**5**	**3**	**1.0**	**0**	**0**	**0**	**0**	**98**	**9%**

2020 SEASON - EAGLES

- Played in 98 defensive snaps (9%) over six games as a rookie ... Recorded 5 tackles (3 solo), 1 TFL and 1.0 sack

COLLEGE HIGHLIGHTS

- Appeared in 50 career games (42 starts) over four years at Michigan State ... Totaled 160 tackles, 29 TFLs, 11.5 sacks, 8 PDs and 3 FFs ... Ended his career with 42 consecutive starts ... A two-time All-Big Ten first-team selection (2018 and 2019)

BIRDSEED

- Earned a bachelor's degree in advertising management
- Attended DePaul College Prep (IL), where he was a three-time All-Catholic League Red Division selection ... Saw action at DT, DE and RT as a senior, recording 74 tackles (53 solo), 22 TFLs and 8.0 sacks ... Earned first-team All-State honors from *The Chicago Tribune* and *The News-Gazette* ... Also played basketball

TRANSACTIONS

- **12/9/20** - Signed by PHI to active roster from practice squad ... **12/5/20** - Elevated by PHI from practice squad for Week 13 at Green Bay ... **10/31/20** - Elevated by PHI from practice squad for Week 8 vs. Dallas ... **9/6/20** - Signed by PHI to practice squad ... **9/5/20** - Waived by PHI ... **2020** - Signed by PHI as UDFA



ERIC WILSON

LINEBACKER | 50

Height: 6-1 **Weight:** 230 **DOB:** Sept. 26, 1994 (Age 26)
NFL Experience: 5th Year *(1st with Eagles)* **Draft:** UDFA-17 by MIN **Acquired:** FA-Min-21
College: Cincinnati **Hometown (HS):** Redford, MI (Lee M. Thurston)

CAREER STATISTICS

			TACKLES					PASS DEFENSE					FUMBLES			DEF SNAPS	
Year	**Team**	**GP/S**	**Total**	**Solo**	**Asst**	**TFL**	**Sacks**	**Int**	**Yds**	**Lg**	**TD**	**PD**	**FF**	**FR**	**Yds**	**No**	**Pct**
2017	Minnesota	16/0	8	5	3	0	0.0	0	0	--	0	0	1	0	0	N/A	N/A
2018	Minnesota	16/4	42	31	11	4	2.0	0	0	--	0	0	0	0	0	336	32%
2019	Minnesota	16/6	62	36	26	6	3.0	0	0	--	0	0	0	1	0	379	35%
2020	Minnesota	16/15	122	62	60	8	3.0	3	23	16	0	8	1	2	7	1,034	96%
Totals		**64/25**	**234**	**134**	**100**	**18**	**8.0**	**3**	**23**	**16**	**0**	**8**	**2**	**3**	**7**	**---**	**---**
PLAYOFFS																	
2017	Minnesota	2/0	1	0	1	0	0.0	0	0	--	0	0	0	0	0	N/A	N/A
2019	Minnesota	2/2	13	9	4	0	0.0	0	0	--	0	0	0	0	0	65	51%
Totals		**4/2**	**14**	**9**	**5**	**0**	**0.0**	**0**	**0**	**--**	**0**	**0**	**0**	**0**	**0**	**---**	**---**

ADDITIONAL STATISTICS

Special Teams Tackles: 21 - 2020 (1), 2019 (7), 2018 (8), 2017 (5) **Blocked Punts:** 1 - 2019 (1) **Blocked PATs:** 1 - 2020 (1)

CAREER HIGHS

Tackles	13	11/8/20 vs. Det.
Sacks	2.0	9/22/19 vs. Oak.
INTs	1	3x, last: 11/8/20 vs. Det.
PDs	2	12/25/20 at NO
FFs	1	2x, last: 9/13/20 vs. GB
FRs	1	11/1/20 at GB

Hobbies: Eating great food, reading, seeing nature, traveling ... **First job:** Worked at Pizza Hut in high school ... **Surprisingly good at:** "I can actually juggle with ease." ... **Desired talent:** Surfing ... **If he could witness any moment in history:** "The Big Bang. I don't know how that'd work, but I think it'd be amazing." ... **Favorite movie:** *Bad Boys* ... **Favorite music:** "I'm a big fan of Kendrick Lamar. I've been listening to African beats and traditional African music a lot lately too." ... **Favorite food:** "When I tell you I love fruits and veggies, I *love* fruits and veggies."

2020 SEASON - VIKINGS

- Finished the season as the only NFL player to post 100+ tackles (team-leading, career-high 122), 3.0+ sacks and 3 INTs ... Also had a team-best 8 TFLs with 8 PDs, 1 FF and 2 FRs
- Registered a career-high 2 PDs at NO (12/25/20)
- Led the Vikings with 9 tackles (4 solo) and also blocked a PAT attempt by Cowboys K **Greg Zuerlein** vs. Dal. (11/22/20)
- Produced a career-high 13 tackles (8 solo) and intercepted Lions QB **Matthew Stafford** during the third quarter of the win vs. Det. (11/8/20) ... Also shared a split-sack of Stafford
- Tallied FRs in back-to-back games vs. Atl. (10/18/20) and at GB (11/1/20) ... Ended the year with a career-high 2 FRs
- Made 6 tackles (4 solo) while also intercepting and sacking Seahawks QB **Russell Wilson** at Sea. (10/11/20)
- Recorded 7 tackles (4 solo) and sacked Titans WR **Adam Humphries** on a trick play vs. Ten. (9/27/20)
- Picked off Colts QB **Philip Rivers** at Ind. (9/20/20)

2019 SEASON - VIKINGS

- Totaled 62 tackles (36 solo) 3.0 sacks and 1 FR in 379 defensive snaps (35%) ... Also added 7 special teams tackles
- Posted a season-best 12 tackles (7 solo) and also brought down Bears QB **Mitchell Trubisky** vs. Chi. (12/29/19)
- Notched 11 tackles (7 solo) and posted a career-high 2.0 sacks against Raiders QB **Derek Carr** in the win vs. Oak. (9/22/19)
- Blocked a punt by Falcons P **Matt Bosher** in the first quarter vs. Atl. (9/8/19) ... Marked his first career blocked punt

2018 SEASON - VIKINGS

- Registered 42 tackles (31 solo) and 2.0 sacks in 336 defensive snaps (32%) ... Produced a career-high 8 special teams tackles

ERIC WILSON LB | 50

GO BIRDS

2020 GAME-BY-GAME STATISTICS (MIN)												
Date	Opp		GP/S	Tot	Solo	Sk	Int	PD	FF	FR	Snaps	Pct
Sep 13	GB	L	1/1	3	3	0.0	0	0	1	0	44	56%
Sep 20	at Ind	L	1/0	8	5	0.0	1	1	0	0	67	92%
Sep 27	Ten	L	1/1	7	4	1.0	0	0	0	0	75	100%
Oct 4	at Hou	W	1/1	9	3	0.0	0	0	0	0	65	100%
Oct 11	at Sea	L	1/1	6	4	1.0	1	1	0	0	54	100%
Oct 18	Atl	L	1/1	4	0	0.0	0	0	0	1	80	100%
Nov 1	at GB	W	1/1	4	2	0.0	0	0	0	1	74	100%
Nov 8	Det	W	1/1	13	8	0.5	1	1	0	0	75	100%
Nov 16	at Chi	W	1/1	7	4	0.5	0	1	0	0	50	100%
Nov 22	Dal	L	1/1	9	4	0.0	0	0	0	0	66	100%
Nov 29	Car	W	1/1	9	4	0.0	0	0	0	0	65	100%
Dec 6	Jax	W	1/1	11	4	0.0	0	1	0	0	71	100%
Dec 13	at TB	L	1/1	5	2	0.0	0	1	0	0	51	100%
Dec 20	Chi	L	1/1	11	5	0.0	0	0	0	0	64	100%
Dec 25	at NO	L	1/1	9	6	0.0	0	2	0	0	75	100%
Jan 3	at Det	W	1/1	7	4	0.0	0	0	0	0	58	100%
Totals			**16/15**	**122**	**62**	**3.0**	**3**	**8**	**1**	**2**	**1,034**	**96%**

- Made 9 tackles (8 solo) and sacked Lions QB **Matthew Stafford** in the fourth quarter of the win at Det. (12/23/18)
- Sacked Bears QB **Mitchell Trubisky** at Chi. (11/18/18)

2017 SEASON - VIKINGS

- Played a vital role on special teams as a rookie ... Had 8 tackles (5 solo) and 1 FF on defense as well as 5 special teams stops
- Recorded his first career FF vs. Cin. (12/17/17)

COLLEGE HIGHLIGHTS

- Started 24 of 38 career games at Cincinnati ... Led the Bearcats in tackles during both his junior and senior seasons
- Named first-team All-AAC and the Claude Rust Award winner as the team's MVP as a senior in 2016 ... Also finished this season with a career-best 126 tackles and 3.0 sacks
- Earned second-team All-AAC honors following his junior campaign in 2015 ... Voted AAC Defensive Player of the Week for an 18-tackle performance against Miami (OH) (9/19/15)

BIRDSEED

- Attended Lee M. Thurston (MI) High School, where he helped his team to four straight conference titles in football, earning all-state honors ... Also competed in track and basketball

TRANSACTIONS

- **4/7/21** - Agreed to terms with PHI on 1-year contract ... **5/8/20** - Signed by MIN to 1-year contract ... **2017** - Signed by MIN as UDFA

2019 GAME-BY-GAME STATISTICS (MIN)												
Date	Opp		GP/S	Tot	Solo	Sk	Int	PD	FF	FR	Snaps	Pct
Sep 8	Atl	W	1/0	2	0	0.0	0	0	0	0	7	9%
Sep 15	at GB	L	1/1	4	3	0.0	0	0	0	0	34	48%
Sep 22	Oak	W	1/1	11	7	2.0	0	0	0	0	59	100%
Sep 29	at Chi	L	1/0	0	0	0.0	0	0	0	0	1	1%
Oct 6	at NYG	W	1/0	2	0	0.0	0	0	0	0	14	21%
Oct 13	Phi	W	1/0	1	1	0.0	0	0	0	0	8	13%
Oct 20	at Det	W	1/1	1	0	0.0	0	0	0	0	16	21%
Oct 24	Was	W	1/0	0	0	0.0	0	0	0	0	1	2%
Nov 3	at KC	L	1/0	0	0	0.0	0	0	0	0	1	2%
Nov 10	at Dal	W	1/0	1	1	0.0	0	0	0	0	1	1%
Nov 17	Den	W	1/0	4	3	0.0	0	0	0	1	30	38%
Dec 2	at Sea	L	1/0	9	3	0.0	0	0	0	0	34	45%
Dec 8	Det	W	1/0	1	1	0.0	0	0	0	0	20	28%
Dec 15	at LAC	W	1/1	2	0	0.0	0	0	0	0	22	35%
Dec 23	GB	L	1/1	8	6	0.0	0	0	0	0	56	73%
Dec 29	Chi	L	1/1	12	7	1.0	0	0	0	0	75	100%
Totals			**16/6**	**62**	**36**	**3.0**	**0**	**0**	**0**	**1**	**379**	**35%**
PLAYOFFS												
Jan 5	at NO	W	1/1	3	2	0.0	0	0	0	0	17	30%
Jan 11	at SF	L	1/1	10	7	0.0	0	0	0	0	48	68%
Totals			**2/2**	**13**	**9**	**0.0**	**0**	**0**	**0**	**0**	**65**	**51%**

ERIC WILSON LB | 50

GO BIRDS

2018 GAME-BY-GAME STATISTICS (MIN)

Date	Opp		GP/S	Tot	Solo	Sk	Int	PD	FF	FR	Snaps	Pct
Sep 9	SF	W	1/0	0	0	0.0	0	0	0	0	2	3%
Sep 16	at GB	T	1/0	2	1	0.0	0	0	0	0	0	0%
Sep 23	Buf	L	1/0	0	0	0.0	0	0	0	0	4	6%
Sep 27	at LAR	L	1/0	0	0	0.0	0	0	0	0	1	2%
Oct 7	at Phi	W	1/0	2	2	0.0	0	0	0	0	4	7%
Oct 14	Ari	W	1/0	1	1	0.0	0	0	0	0	3	5%
Oct 21	at NYJ	W	1/0	0	0	0.0	0	0	0	0	23	32%
Oct 28	NO	L	1/0	1	0	0.0	0	0	0	0	26	49%
Nov 4	Det	W	1/1	6	5	0.0	0	0	0	0	63	90%
Nov 18	at Chi	L	1/1	7	5	1.0	0	0	0	0	57	77%
Nov 25	GB	W	1/0	0	0	0.0	0	0	0	0	2	4%
Dec 2	at NE	L	1/0	1	1	0.0	0	0	0	0	1	1%
Dec 10	at Sea	L	1/0	1	1	0.0	0	0	0	0	0	0%
Dec 16	Mia	W	1/0	2	2	0.0	0	0	0	0	11	21%
Dec 23	at Det	W	1/1	9	8	1.0	0	0	0	0	72	96%
Dec 30	Chi	L	1/1	10	5	0.0	0	0	0	0	67	99%
Totals			**16/4**	**42**	**31**	**2.0**	**0**	**0**	**0**	**0**	**336**	**32%**

2017 GAME-BY-GAME STATISTICS (MIN)

Date	Opp		GP/S	Tot	Solo	Sk	Int	PD	FF	FR	Snaps	Pct
Sep 11	NO	W	1/0	0	0	0.0	0	0	0	0	N/A	N/A
Sep 17	at Pit	L	1/0	2	2	0.0	0	0	0	0	N/A	N/A
Sep 24	TB	W	1/0	0	0	0.0	0	0	0	0	N/A	N/A
Oct 1	Det	L	1/0	0	0	0.0	0	0	0	0	N/A	N/A
Oct 9	at Chi	W	1/0	1	0	0.0	0	0	0	0	N/A	N/A
Oct 15	GB	W	1/0	0	0	0.0	0	0	0	0	N/A	N/A
Oct 22	Bal	W	1/0	0	0	0.0	0	0	0	0	N/A	N/A
Oct 29	at Cle	W	1/0	0	0	0.0	0	0	0	0	N/A	N/A
Nov 12	at Was	W	1/0	1	0	0.0	0	0	0	0	N/A	N/A
Nov 19	LAR	W	1/0	1	1	0.0	0	0	0	0	N/A	N/A
Nov 23	at Det	W	1/0	0	0	0.0	0	0	0	0	N/A	N/A
Dec 3	at Atl	W	1/0	0	0	0.0	0	0	0	0	N/A	N/A
Dec 10	at Car	L	1/0	1	0	0.0	0	0	0	0	N/A	N/A
Dec 17	Cin	W	1/0	2	2	0.0	0	0	1	0	N/A	N/A
Dec 23	at GB	W	1/0	0	0	0.0	0	0	0	0	N/A	N/A
Dec 31	Chi	W	1/0	0	0	0.0	0	0	0	0	N/A	N/A
Totals			**16/0**	**8**	**5**	**0.0**	**0**	**0**	**1**	**0**	**N/A**	**N/A**
PLAYOFFS												
Jan 14	NO	W	1/0	1	0	0.0	0	0	0	0	N/A	N/A
Jan 21	at Phi	L	1/0	0	0	0.0	0	0	0	0	N/A	N/A
Totals			**2/0**	**1**	**0**	**0.0**	**0**	**0**	**0**	**0**	**N/A**	**N/A**

SEASON STATISTICS 2020

GO BIRDS

REGULAR SEASON RESULTS (4-11-1)

DATE	OPPONENT	RESULT	SCORE	ATTENDANCE
September 13	at Washington	L	17-27	---
September 20	Los Angeles Rams	L	19-37	---
September 27	Cincinnati Bengals	T	23-23	---
October 4	at San Francisco 49ers	W	25-20	---
October 11	at Pittsburgh Steelers	L	29-38	4,708
October 18	Baltimore Ravens	L	28-30	---
October 22	New York Giants	W	22-21	---
November 1	Dallas Cowboys	W	23-9	---
November 15	at New York Giants	L	17-27	---
November 22	at Cleveland Browns	L	17-22	11,133
November 30	Seattle Seahawks	L	17-23	---
December 6	at Green Bay Packers	L	16-30	---
December 13	New Orleans Saints	W	24-21	---
December 20	at Arizona Cardinals	L	26-33	---
December 27	at Dallas Cowboys	L	17-37	30,131
January 3	Washington	L	14-20	---

TEAM STATISTICS

	EAGLES	OPPONENTS
TOTAL FIRST DOWNS	**336**	**340**
RUSHING	114	98
PASSING	177	209
PENALTY	45	33
3RD DOWN: MADE/ATTEMPTS	82/220	80/211
3RD DOWN PERCENTAGE	37.3%	37.9%
4TH DOWN: MADE/ATTEMPTS	15/35	7/18
4TH DOWN PERCENTAGE	42.9%	38.9%
POSSESSION AVERAGE	**28:58**	**31:02**
TOTAL NET YARDS	**5354**	**5810**
AVERAGE PER GAME	334.6	363.1
TOTAL PLAYS	1066	1060
AVERAGE PER PLAY	**5.0**	**5.5**
NET YARDS RUSHING	**2027**	**2012**
AVERAGE PER GAME	126.7	125.8
TOTAL RUSHES	403	481
NET YARDS PASSING	**3327**	**3798**
AVERAGE PER GAME	207.9	237.4
SACKED/YARDS LOST	**65/401**	**49/324**
GROSS YARDS	3728	4122
ATTEMPTS/COMPLETIONS	**598/334**	**530/364**
COMPLETION PERCENTAGE	55.9	68.7
HAD INTERCEPTED	**20**	**8**
PUNTS/AVERAGE	**74/45.9**	**71/46.1**
NET PUNTING AVERAGE	**40.6**	**42**
PENALTIES/YARDS	**107/853**	**112/1036**
FUMBLES/BALL LOST	**31/9**	**21/11**
TOUCHDOWNS	**42**	**48**
RUSHING	**16**	**20**
PASSING	22	27
RETURNS	**4**	**1**

SEASON STATISTICS 2020

GO BIRDS

PASSING

PLAYER	ATT	CMP	YDS	PCT	Y/A	TD	TD%	INT	INT%	LG	SACK	LOST	RATE
Carson Wentz	437	251	2620	57.4%	6.0	16	3.7%	15	3.4%	59	50	326	72.8
Jalen Hurts	148	77	1061	52.0%	7.2	6	4.1%	4	2.7%	81t	13	59	77.5
Nate Sudfeld	12	5	32	41.7%	2.7	0	0.0%	1	8.3%	10	2	16	14.6
Greg Ward	1	1	15	100.0%	15.0	0	0.0%	0	0.0%	15	0	0	118.8
EAGLES	**598**	**334**	**3728**	**55.9%**	**6.2**	**22**	**3.7%**	**20**	**3.3%**	**81t**	**65**	**401**	**72.9**
OPPONENTS	**530**	**364**	**4122**	**68.7%**	**7.8**	**27**	**5.1%**	**8**	**1.5%**	**69**	**49**	**324**	**102.4**

RUSHING

PLAYER	ATT	YDS	AVG	LG	TD
Miles Sanders	164	867	5.3	82t	6
Boston Scott	80	374	4.7	56t	1
Jalen Hurts	63	354	5.6	24	3
Carson Wentz	52	276	5.3	40	5
Corey Clement	21	75	3.6	7	1
Jordan Howard	7	27	3.9	11	0
Jalen Reagor	4	26	6.5	19	0
Jason Huntley	5	19	3.8	10	0
Nate Sudfeld	2	12	6.0	12	0
DeSean Jackson	1	12	12.0	12	0
John Hightower	1	1	1.0	1	0
Zach Ertz	0	0	0.0	0	0
Greg Ward	2	-4	-2.0	2	0
Adrian Killins	1	-12	-12.0	-12	0
EAGLES	**403**	**2027**	**5.0**	**82t**	**16**
OPPONENTS	**481**	**2012**	**4.2**	**80**	**20**

RECEIVING

PLAYER	REC	YDS	AVG	LG	TD
Greg Ward	53	419	7.9	32t	6
Dallas Goedert	46	524	11.4	41	3
Travis Fulgham	38	539	14.2	42t	4
Zach Ertz	36	335	9.3	42	1
Jalen Reagor	31	396	12.8	55	1
Miles Sanders	28	197	7.0	28	0
Boston Scott	25	212	8.5	18t	1
Richard Rodgers	24	345	14.4	33t	2
DeSean Jackson	14	236	16.9	81t	1
John Hightower	10	167	16.7	59	0
Quez Watkins	7	106	15.1	43	1
Alshon Jeffery	6	115	19.2	39	1
Corey Clement	5	25	5.0	12	0
J.J. Arcega-Whiteside	4	85	21.3	37	0
Deontay Burnett	3	19	6.3	10	0
Jason Croom	1	3	3.0	3t	1
Jalen Hurts	1	3	3.0	3	0
Adrian Killins	1	2	2.0	2	0
Jason Huntley	1	0	0.0	0	0
Hakeem Butler	0	0	0.0	0	0
EAGLES	**334**	**3728**	**11.2**	**81t**	**22**
OPPONENTS	**364**	**4122**	**11.3**	**69**	**27**

SEASON STATISTICS 2020

GO BIRDS

FIELD GOALS

PLAYER	1-19	20-29	30-39	40-49	50+	TOTAL
Jake Elliott	0/0	1/3	6/6	5/5	2/5	14/19
EAGLES	**0/0**	**1/3**	**6/6**	**5/5**	**2/5**	**14/19**
OPPONENTS	**0/0**	**4/4**	**7/7**	**14/17**	**2/4**	**27/32**

PUNTING

PLAYER	NO	YDS	AVG	NET	TB	IN 20	LG	BLK
Cameron Johnston	71	3318	46.7	40.6	6	26	66	1
Jake Elliott	2	77	38.5	38.5	0	1	42	0
EAGLES	**74**	**3395**	**45.9**	**40.6**	**6**	**27**	**66**	**1**
OPPONENTS	**71**	**3271**	**46.1**	**42.0**	**3**	**28**	**71**	**0**

KICKOFF RETURNS

PLAYER	NO	YDS	AVG	LG	TD
Boston Scott	28	590	21.1	46	0
Jason Huntley	2	36	18.0	20	0
Corey Clement	1	22	22.0	22	0
EAGLES	**31**	**648**	**20.9**	**46**	**0**
OPPONENTS	**26**	**581**	**22.3**	**37**	**0**

PUNT RETURNS

PLAYER	NO	FC	YDS	AVG	LG	TD
Greg Ward	21	22	134	6.4	22	0
Jalen Reagor	4	4	94	23.5	73t	1
DeSean Jackson	1	1	2	2.0	2	0
EAGLES	**26**	**27**	**230**	**8.8**	**73t**	**1**
OPPONENTS	**43**	**13**	**274**	**6.4**	**20**	**0**

SEASON STATISTICS 2020

GO BIRDS

SCORING

PLAYER	TD	RUSH	REC	RET	PAT	FG	2 PT	SAF	PTS
Jake Elliott	0	0	0	0	24/26	14/19	0	0	66
Miles Sanders	6	6	0	0	---	---	2	1	40
Greg Ward	6	0	6	0	---	---	1	0	38
Carson Wentz	5	5	0	0	---	---	0	0	30
Travis Fulgham	4	0	4	0	---	---	0	0	24
Jalen Hurts	3	3	0	0	---	---	0	0	18
Dallas Goedert	3	0	3	0	---	---	0	0	18
Jalen Reagor	2	0	1	1	---	---	1	0	14
Boston Scott	2	1	1	0	---	---	0	0	12
Richard Rodgers	2	0	2	0	---	---	0	0	12
Zach Ertz	1	0	1	0	---	---	1	0	8
J.J. Arcega-Whiteside	1	0	0	1	---	---	1	0	8
Quez Watkins	1	0	1	0	---	---	0	0	6
Jason Croom	1	0	1	0	---	---	0	0	6
Corey Clement	1	1	0	0	---	---	0	0	6
Alex Singleton	1	0	0	1	---	---	0	0	6
DeSean Jackson	1	0	1	0	---	---	0	0	6
Rodney McLeod	1	0	0	1	---	---	0	0	6
Alshon Jeffery	1	0	1	0	---	---	0	0	6
John Hightower	0	0	0	0	---	---	1	0	2
EAGLES	**42**	**16**	**22**	**4**	**24/26**	**14/19**	**7**	**1**	**334**
OPPONENTS	**48**	**20**	**27**	**1**	**45/47**	**27/32**	**0**	**2**	**418**

SCORE BY QUARTERS	Q1	Q2	Q3	Q4	OT	TOTAL
EAGLES	62	103	58	111	0	334
OPPONENTS	88	119	97	114	0	418

SEASON STATISTICS 2020

GO BIRDS

DEFENSE

PLAYER	TOTAL	SOLO	ASST	TFL	SACKS	QPH	INT	PD	FF	FR
Alex Singleton	119	87	32	5	2.0	6	1	1	0	2
Jalen Mills	105	74	31	8	1.5	6	1	3	1	0
Rodney McLeod	94	59	35	4	0.0	1	1	9	0	2
Darius Slay	77	66	11	1	0.0	1	1	10	0	0
T. J. Edwards	65	44	21	5	2.0	2	1	1	1	0
Brandon Graham	53	37	16	15	8.0	31	0	0	2	1
Nathan Gerry	50	34	16	3	1.0	1	0	2	0	0
Avonte Maddox	50	41	9	1	0.0	0	0	7	0	0
Marcus Epps	49	37	12	0	0.0	0	2	6	0	0
Nickell Robey-Coleman	49	39	10	1	0.0	0	0	2	1	1
Fletcher Cox	48	32	16	8	6.5	20	0	0	2	0
Duke Riley	45	34	11	2	0.5	0	1	1	1	0
Josh Sweat	45	27	18	7	6.0	19	0	2	2	0
Malik Jackson	42	24	18	7	2.5	28	0	2	0	1
Derek Barnett	40	28	12	9	5.5	26	0	0	0	0
Javon Hargrave	38	24	14	5	4.5	18	0	0	0	1
Cre'Von LeBlanc	25	19	6	1	1.0	1	0	3	1	1
Vinny Curry	23	13	10	3	3.0	21	0	0	0	1
K'Von Wallace	22	15	7	0	0.0	1	0	0	0	0
Michael Jacquet	18	15	3	0	1.0	0	0	3	1	0
Genard Avery	14	10	4	4	1.5	7	0	1	0	0
Will Parks	11	11	0	2	0.0	0	0	0	0	0
Hassan Ridgeway	11	8	3	1	1.0	2	0	0	0	0
Grayland Arnold	10	6	4	1	0.0	0	0	1	0	0
T.Y. McGill	9	4	5	3	0.5	3	0	0	0	0
Kevon Seymour	7	5	2	0	0.0	0	0	0	0	0
Shaun Bradley	6	4	2	1	0.0	0	0	0	0	0
Davion Taylor	5	4	1	0	0.0	0	0	0	0	0
Raequan Williams	5	4	1	1	1.0	2	0	0	0	0
Blake Countess	4	3	1	0	0.0	0	0	0	0	0
Rudy Ford	4	3	1	1	0.0	0	0	0	0	0
Trevor Williams	4	4	0	0	0.0	0	0	1	0	0
Rashad Smith	3	3	0	0	0.0	0	0	0	0	0
Joe Bachie	2	2	0	0	0.0	0	0	0	0	0
Jameson Houston	1	1	0	0	0.0	0	0	0	0	0
Joe Ostman	1	1	0	0	0.0	0	0	0	0	0
TOTALS	**1,154**	**822**	**332**	**99**	**49.0**	**196**	**8**	**55**	**12**	**10**

INTERCEPTIONS

PLAYER	NO	YDS	AVG	LG	TD
Marcus Epps	2	0	0.0	0	0
Alex Singleton	1	30	30.0	30t	1
Darius Slay	1	25	25.0	25	0
Rodney McLeod	1	21	21.0	21	0
T.J. Edwards	1	13	13.0	13	0
Duke Riley	1	7	7.0	7	0
Jalen Mills	1	5	5.0	5	0
EAGLES	**8**	**101**	**12.6**	**30t**	**1**
OPPONENTS	**20**	**132**	**6.6**	**50t**	**1**

GO BIRDS

DEFENSIVE LEADERS

SACKS	
Brandon Graham	8.0
Fletcher Cox	6.5
Josh Sweat	6.0
Derek Barnett	5.5
Javon Hargrave	4.5
TACKLES FOR LOSS	
Brandon Graham	15
Derek Barnett	9
Fletcher Cox	8
Jalen Mills	8
Two players tied	7
QB PRESSURES & HITS	
Brandon Graham	31
Malik Jackson	28
Derek Barnett	26
Vinny Curry	21
Fletcher Cox	20
PASSES DEFENSED	
Darius Slay	10
Rodney Mcleod	9
Avonte Maddox	7
Marcus Epps	6
Several players tied	3
FORCED FUMBLES	
Fletcher Cox	2
Brandon Graham	2
Josh Sweat	2
Several players tied	1
FUMBLE RECOVERIES	
Rodney McLeod	2
Alex Singleton	2
Several players tied	1

SPECIAL TEAMS TACKLES

PLAYER	NO
Rudy Ford	13
Shaun Bradley	12
Marcus Epps	11
Duke Riley	11
Corey Clement	10
Alex Singleton	9
T.J. Edwards	8
Rick Lovato	8
Davion Taylor	8
K'Von Wallace	6
Grayland Arnold	3
Richard Rodgers	3
Genard Avery	2
Nathan Gerry	2
Michael Jacquet	2
Craig James	2
Will Parks	2
Josh Sweat	2
Hakeem Butler	1
Jake Elliott	1
Rodney McLeod	1
Joe Ostman	1
Elijah Riley	1
Kevon Seymour	1
TOTALS	**120**

SEASON STATISTICS 2020

GO BIRDS

WEEKLY NFL RANKINGS

	OFFENSE			DEFENSE		
WEEK	Rush	Pass	Total	Rush	Pass	Total
Week 1	30	T-21	29	5	3	1
Week 2	29	23	28	22	5	9
Week 3	17	24	24	9	7	5
Week 4	18	27	28	12	17	10t
Week 5	18	26	28	17	10	13
Week 6	12	26	27	21t	12	16
Week 7	15	24	25	24	7	12
Week 8	13	27	27	24	4	10
Week 9	13	27	27	24	4	10
Week 10	10	27	27	26	6	11
Week 11	12	28	26	25	6	10
Week 12	13	27	28	23t	8	9
Week 13	14	28	29	25	6	13
Week 14	9	28	26	24	9	14
Week 15	10	27	22	23t	16	20
Week 16	9	27	22	24	20t	21
Week 17	9	28	24t	23	15	19

RED ZONE DRIVES

	TOTAL	TD	FG	MFG	DOWN	FUM	INT	CLOCK	PTS	TD%	SCORE%
EAGLES	46	28	6	2	1	2	4	1	209	60.9	73.9
OPPONENTS	51	33	9	0	3	2	2	2	257	64.7	82.3

GOAL-TO-GO DRIVES

	TOTAL	TD	FG	MFG	DOWN	FUM	INT	CLOCK	PTS	TD%	SCORE%
EAGLES	29	23	1	1	2	1	1	0	159	79.3	82.8
OPPONENTS	38	28	4	0	3	2	1	0	207	73.7	84.2

LONGEST DRIVES

	EAGLES	OPPONENTS
MOST PLAYS	16 (twice) at SF (10/4/20) *16-62 (7:31), FG*	16 vs LAR (9/20/20) *16-68 (5:49), FG*
MOST YARDS	96 vs NO (12/13/20) *4-96 (0:38), TD*	99 at GB (12/6/20) *7-99(4:21), TD*
MOST TIME	8:11 vs NO (12/13/20) *13-39 (8:11), Downs*	8:13 vs WAS (1/3/21) *15-91 (8:13), TD*

LONGEST TOUCHDOWN DRIVES

	EAGLES	OPPONENTS
MOST PLAYS	15 vs Sea (11/30/20) *15-75 (5:15)*	Twice; last: 15 vs WAS (1/3/21) *15-91 (8:13)*
MOST YARDS	96 vs NO (12/13/20) *4-96 (0:38)*	99 at GB (12/6/20) *7-99 (4:21)*
MOST TIME	6:59 vs Cin. (9/27/20) *16-82 (6:59)*	8:13 vs WAS (1/3/21) *15-91 (8:13)*

REPLAY CHALLENGES – EAGLES *(4 CHALLENGES, 2 OVERTURNED),* ***OPPONENTS*** *(1 CHALLENGE, 1 OVERTURNED)*

GAME-BY-GAME STATS 2020

GO BIRDS

GAME-BY-GAME OFFENSE

		SCORE				1ST DOWN				3RD DOWN		4TH DOWN		NET YARDS						
GAME		PTS	OPP PTS	DIFF	OT	TOTAL	RUSH	PASS	PEN	CONV	ATT	CONV	ATT	TOTAL	RUSH	PASS	TO	PEN	PEN YDS	TOP
Sep 13	at Was	17	27	-10	---	19	3	13	3	5	14	0	2	265	57	208	3	3	20	30:39
Sep 20	LAR	19	37	-18	---	25	11	13	1	7	12	0	1	363	121	242	3	5	30	28:47
Sep 27	Cin	23	23	0	0	27	12	11	4	10	21	0	0	381	175	206	2	11	93	37:44
Oct 4	at SF	25	20	5	---	18	6	9	3	4	13	2	2	267	93	174	1	3	25	29:29
Oct 11	at Pit	29	38	-9	---	20	4	14	2	10	14	0	1	336	94	242	2	9	84	25:17
Oct 18	Bal	28	30	-2	---	19	6	10	3	3	12	1	3	364	134	170	1	3	20	23:30
Oct 22	NYG	22	21	1	---	27	8	16	3	4	13	1	2	442	96	346	1	7	75	32:38
Nov 1	Dal	23	9	14	---	18	6	8	4	3	8	0	3	222	119	103	4	4	28	27:10
Nov 15	at NYG	17	27	-10	---	22	9	11	2	0	9	1	3	346	156	190	0	11	74	28:17
Nov 22	at Cle	17	22	-5	---	19	6	11	2	2	12	2	2	315	106	209	3	5	33	28:16
Nov 30	Sea	17	23	-6	---	18	4	11	3	8	17	0	3	250	70	221	1	9	79	27:03
Dec 6	at GB	16	30	-14	---	17	7	8	2	4	13	1	1	278	117	161	1	4	40	28:21
Dec 13	NO	24	21	3	---	21	11	7	3	4	13	2	4	413	246	167	1	6	27	30:16
Dec 20	at Ari	26	33	-7	---	26	5	18	3	6	18	3	4	422	117	305	0	9	69	32:13
Dec 27	at Dal	17	37	-20	---	24	9	12	3	7	17	1	2	477	151	326	3	12	115	29:22
Jan 3	Was	14	20	-6	---	16	7	5	4	5	14	1	2	216	118	98	3	6	41	29:12
TOTALS		**334**	**418**	**-84**	**0**	**336**	**114**	**177**	**45**	**82**	**220**	**15**	**35**	**5354**	**2027**	**3327**	**29**	**107**	**853**	**28:58**

GAME-BY-GAME DEFENSE

		SCORE				1ST DOWN				3RD DOWN		4TH DOWN		NET YARDS						
GAME		PTS	OPP PTS	DIFF	OT	TOTAL	RUSH	PASS	PEN	CONV	ATT	CONV	ATT	TOTAL	RUSH	PASS	TO	PEN	PEN YDS	TOP
Sep 13	at Was	27	17	10	---	18	5	11	2	5	18	1	2	239	80	159	0	7	55	29:21
Sep 20	LAR	37	19	18	---	30	11	17	2	7	12	1	1	449	191	258	1	4	24	31:13
Sep 27	Cin	23	23	0	0	24	2	19	3	3	13	0	0	304	48	256	0	9	73	32:16
Oct 4	at SF	20	25	-5	---	25	4	20	1	5	11	0	1	417	116	301	3	6	42	30:31
Oct 11	at Pit	38	29	9	---	25	7	13	5	11	15	0	0	367	136	231	1	8	86	34:43
Oct 18	Bal	20	28	2	---	17	7	10	0	6	16	0	0	355	182	173	0	12	132	36:30
Oct 22	NYG	21	22	-1	---	17	6	8	3	3	10	0	0	325	160	165	3	9	62	27:22
Nov 1	Dal	9	23	-14	---	21	10	10	1	4	16	2	4	265	133	132	2	7	68	32:50
Nov 15	at NYG	27	17	10	---	22	7	12	3	5	14	1	2	382	151	231	0	7	64	31:43
Nov 22	at Cle	22	17	5	---	17	7	9	1	4	14	0	2	324	137	187	1	3	53	31:44
Nov 30	Sea	23	17	6	---	20	4	11	5	2	10	0	2	301	76	225	0	8	83	32:57
Dec 6	at GB	30	16	14	---	20	6	14	0	5	12	1	1	437	149	288	0	5	30	31:39
Dec 13	NO	21	24	-3	---	20	5	15	0	5	12	0	1	358	96	262	2	8	52	29:44
Dec 20	at Ari	33	26	7	---	26	4	19	3	3	10	1	2	526	103	423	3	9	83	27:47
Dec 27	at Dal	37	17	20	---	22	7	13	2	6	13	0	0	513	151	362	1	5	73	30:38
Jan 3	Was	20	14	6	---	16	6	8	2	6	15	0	0	248	103	145	2	5	56	30:48
TOTALS		**418**	**334**	**84**	**0**	**340**	**98**	**209**	**33**	**80**	**211**	**7**	**18**	**5810**	**2012**	**3798**	**19**	**112**	**1036**	**58:10**

GAME-BY-GAME STATS 2020

GO BIRDS

EAGLES GAME-BY-GAME LEADERS

GAME		PASS YARDS	RUSH YARDS	RECEPTIONS	REC YARDS	TOUCHDOWNS	TACKLES	SACKS
Sep 13	**at Was**	C. Wentz - 270	B. Scott - 35	D. Goedert - 8	D. Goedert - 101	*Two players* - 1	A. Maddox - 9	J. Sweat - 1.0
Sep 20	**LAR**	C. Wentz - 242	M. Sanders - 95	D. Jackson - 6	D. Jackson - 64	*Two players* - 1	J. Mills - 14	B. Graham - 1.0
Sep 27	**Cin**	C. Wentz - 225	M. Sanders - 95	G. Ward - 11	G. Ward - 72	*Two players* - 1	R. McLeod - 10	*Two players - 2.0*
Oct 4	**at SF**	C. Wentz - 193	M. Sanders - 46	*Two players* - 4	T. Fulgham - 57	*Three players* - 1	R. McLeod - 13	*Several players-1.0*
Oct 11	**at Pit**	C. Wentz - 258	M. Sanders - 80	T. Fulgham - 10	T. Fulgham - 152	Miles Sanders - 2	D. Riley - 11	*Two players - 0.5*
Oct 18	**Bal**	C. Wentz - 213	M. Sanders - 118	T. Fulgham - 6	T. Fulgham - 75	C. Wentz - 2	A. Singleton - 9	B. Graham - 2.0
Oct 22	**NYG**	C. Wentz - 359	B. Scott - 46	R. Rodgers - 6	R. Rodgers - 85	*Three players* - 1	N. Gerry - 7	*Several players-1.0*
Nov 1	**Dal**	C. Wentz - 123	B. Scott - 70	T. Fulgham - 6	T. Fulgham - 78	*Two players* - 1	T.J. Edwards - 9	*Several players-1.0*
Nov 15	**at NYG**	C Wentz - 208	M. Sanders - 85	G. Ward - 5	R. Rodgers - 60	*Two players* - 1	A. Singleton - 12	*Two players - 1.0*
Nov 22	**at Cle**	C. Wentz - 235	M. Sanders - 66	D. Goedert - 5	D. Goedert - 77	*Two players* - 1	A. Singleton - 9	*Three players - 1.0*
Nov 30	**Sea**	C. Wentz - 215	C. Wentz - 42	D. Goedert - 7	D. Goedert - 75	*Two players* - 1	D. Slay - 9	*Two players - 1.0*
Dec 6	**at GB**	J. Hurts - 109	M. Sanders - 31	D. Goedert - 5	D. Goedert - 66	*Two players* - 1	A. Singleton - 12	*Two players - 1.0*
Dec 13	**NO**	J. Hurts - 167	M. Sanders - 115	*Two players* - 4	J. Reagor - 46	M. Sanders - 2	A. Singleton - 11	*Two players - 2.0*
Dec 20	**at Ari**	J. Hurts - 338	M. Sanders - 64	J. Reagor - 5	T. Ertz - 69	G. Ward - 2	A. Singleton - 11	*Two players - 0.5*
Dec 27	**at Dal**	J. Hurts - 342	J. Hurts - 69	M. Sanders - 4	D. Jackson - 81	*Two players* - 1	A. Singleton - 8	*Two players - 1.0*
Jan 3	**Was**	J. Hurts - 72	B. Scott - 65	Z. Ertz - 3	Arcega-Whiteside - 40	J. Hurts - 2	A. Singleton - 14	*Three players - 1.0*

OPPONENT GAME-BY-GAME LEADERS

GAME		PASS YARDS	RUSH YARDS	RECEPTIONS	REC YARDS	TOUCHDOWNS	TACKLES	SACKS
Sep 13	**at Was**	D. Haskins - 178	A. Gibson - 36	T. McLaurin - 5	T. McLaurin - 61	P. Barber - 2	*Two players* - 8	R. Kerrigan - 2.0
Sep 20	**LAR**	J. Goff - 267	D. Henderson - 81	*Two players* - 5	C. Kupp - 81	T. Higbee - 3	M. Kiser - 16	---
Sep 27	**Cin**	J. Burrow - 312	J. Mixon - 49	T. Boyd - 10	T. Boyd - 125	T. Higgins - 2	C. Dunlap - 9	C. Lawson - 2.0
Oct 4	**at SF**	N. Mullens - 200	J. McKinnon - 54	G. Kittle - 15	G. Kittle - 183	*Four players* - 1	K. Alexander - 9	*Two players* - 1.0
Oct 11	**at Pit**	B. Roethlisberger-239	R. McCloud - 63	C. Claypool - 7	C. Claypool - 110	C. Claypool - 3	M. Hilton - 8	S. Tuitt - 1.5
Oct 18	**Bal**	L. Jackson - 186	L. Jackson - 108	M. Brown - 4	M. Brown - 57	*Three players* - 1	M. Humphrey - 8	C. Campbell - 3.0
Oct 22	**NYG**	D. Jones - 187	D. Jones - 92	*Two players* - 6	S. Shepard - 59	*Three players* - 1	B. Martinez - 9	*Three players* - 1.0
Nov 1	**Dal**	B. DiNucci - 180	E. Elliott - 63	M. Gallup - 7	M. Gallup - 61	---	*Two players* - 7	*Four players* - 1.0
Nov 15	**at NYG**	D. Jones - 244	D. Jones - 64	S. Shepard - 6	D. Slayton - 93	W. Gallman - 2	J. Peppers - 7	*Two players* - 1.0
Nov 22	**at Cle**	B. Mayfield - 204	N. Chubb - 114	*Three players* - 3	K. Hodge - 73	*Two players* - 1	A. Sendejo - 6	O. Vernon - 3.0
Nov 30	**Sea**	R. Wilson - 230	C. Carson - 41	D. Metcalf - 10	D. Metcalf - 177	*Two players* - 1	J. Adams - 9	*Five players* - 1.0
Dec 6	**at GB**	A. Rodgers - 295	A. Jones - 130	D. Adams - 10	D. Adams - 121	D. Adams -2	C. Kirksey - 7.0	K. Keke - 2.0
Dec 13	**NO**	T. Hill - 291	A. Kamara - 50	M. Thomas - 8	M. Thomas -84	*Three players* - 1	*Two players* - 7	---
Dec 20	**at Ari**	K. Murray - 406	C. Edmonds - 47	D. Hopkins -9	D. Hopkins - 169	*Four players* - 1	Z. Allen - 11	D. Gardeck - 2.0
Dec 27	**at Dal**	A. Dalton - 377	E. Elliott - 105	M. Gallup - 6	*Two players* - 121	M. Gallup -2	J. Smith - 11	R. Gregory - 1.5
Jan 3	**Was**	A. Smith - 162	A. Gibson - 75	T. McLaurin -7	C. Sims - 43	*Two players* - 1	J. Bostic - 8	*Three players* - 1.0

GO BIRDS

EAGLES DRIVE EFFICIENCY

				DRIVES ENDED BY...										
GAME		QUARTERBACK	DRIVES	TD	FG	MFG	PUNT	DOWN	INT	FUM	SAF	CLOCK	PTS	PTS/DR	DR %
Sep 13	at Was	C. Wentz	15	2	1	1	5	2	2	1	0	1	17	1.13	20.0
Sep 20	LAR	C. Wentz	10	2	2	0	2	1	2	1	0	0	19	1.9	40.0
Sep 27	Cin	C. Wentz	13	2	3	0	6	0	2	0	0	0	23	1.77	38.5
Oct 4	at SF	C. Wentz	10	2	1	0	6	0	1	0	0	0	17	1.7	30.0
Oct 11	at Pit	C. Wentz	10	4	0	1	2	0	2	0	0	1	29	2.9	40.0
Oct 18	Bal	C. Wentz	14	4	0	1	6	2	0	1	0	0	28	2.0	28.6
Oct 22	NYG	C. Wentz	13	3	1	1	5	1	1	0	0	1	22	1.69	30.8
Nov 1	Dal	C. Wentz	11	2	0	0	2	2	2	2	0	1	13	1.18	18.2
Nov 15	at NYG	C. Wentz	10	2	1	0	5	2	0	0	0	0	17	1.7	30.0
Nov 22	at Cle	C. Wentz	13	2	1	0	6	0	2	1	1	0	17	1.31	23.1
Nov 30	Sea	C. Wentz	11	2	1	0	5	2	1	0	0	0	17	1.5	27.3
Dec 6	at GB	C. Wentz	5	0	1	0	3	0	0	0	0	1	3	0.6	20.0
		J. Hurts	4	1	0	0	2	0	1	0	0	0	7	1.75	25.0
		TOTAL	*9*	*1*	*1*	*0*	*5*	*0*	*1*	*0*	*0*	*1*	*10*	*1.1*	*22.2*
Dec 13	NO	J. Hurts	12	3	1	1	3	2	0	1	0	1	24	2.0	33.3
Dec 20	at Ari	J. Hurts	13	4	0	0	5	1	0	0	1	1	26	2.0	30.8
Dec 27	at Dal	J. Hurts	13	2	1	0	5	1	2	1	0	1	17	1.3	23.1
Jan 3	Was	J. Hurts	9	2	0	0	4	1	1	0	0	1	14	1.5	22.2
		N. Sudfeld	4	0	0	0	1	0	1	1	0	1	0	0.0	0.0
		TOTAL	*13*	*2*	*0*	*0*	*5*	*1*	*2*	*1*	*0*	*2*	*14*	*1.1*	*15.4*
		C. Wentz	**135**	**27**	**12**	**4**	**53**	**12**	**15**	**6**	**1**	**5**	**222**	**1.64**	**28.9**
		J. Hurts	**51**	**12**	**2**	**1**	**19**	**5**	**4**	**2**	**1**	**4**	**88**	**1.72**	**27.4**
		N. Sudfeld	**4**	**0**	**0**	**0**	**1**	**0**	**1**	**1**	**0**	**1**	**0**	**0.0**	**0.0**
		TOTAL	**190**	**39**	**14**	**5**	**73**	**17**	**20**	**9**	**2**	**10**	**310**	**1.63**	**27.9**

OPPONENT DRIVE EFFICIENCY

				DRIVES ENDED BY...										
GAME		QUARTERBACK	DRIVES	TD	FG	MFG	PUNT	DOWN	INT	FUM	SAF	CLOCK	PTS	PTS/DR	DR %
Sep 13	at Was	D. Haskins	15	3	2	1	7	1	0	0	0	1	27	1.80	33.3
Sep 20	LAR	J. Goff	10	5	1	0	2	0	0	0	0	2	37	3.70	60.0
Sep 27	Cin	J. Burrow	15	2	3	0	7	0	0	0	0	3	23	1.53	33.3
Oct 4	at SF	N. Mullens	10	2	0	0	4	0	2	1	0	1	14	1.4	20.0
		C. Beathard	2	1	0	0	0	1	0	0	0	0	6	3.0	50.0
		TOTAL	*12*	*2*	*0*	*0*	*4*	*1*	*2*	*1*	*0*	*1*	*20*	*1.7*	*25.0*
Oct 11	at Pit	B. Roethlisberger	10	5	1	0	2	0	0	1	0	1	38	3.8	60.0
Oct 18	Bal	L. Jackson	14	3	3	0	7	0	0	0	0	1	30	2.14	42.9
Oct 22	NYG	D. Jones	13	3	0	0	6	0	1	2	0	1	21	1.61	23.1
Nov 1	Dal	B. DiNucci	12	0	3	1	3	1	0	3	1	1	9	0.75	25.0
Nov 15	at NYG	D. Jones	11	3	2	0	4	1	0	0	0	1	27	2.5	45.5
Nov 22	at Cle	B. Mayfield	13	1	2	1	5	2	0	1	0	1	13	1.0	23.1
Nov 30	Sea	R. Wilson	12	2	3	0	3	2	0	0	0	2	23	1.9	41.7
Dec 6	at GB	A. Rodgers	10	4	1	0	4	0	0	0	0	1	30	3.0	50.0
Dec 13	NO	T. Hill	11	3	0	2	4	0	1	1	0	0	21	1.9	27.3
Dec 20	at Ari	K. Murray	13	4	1	0	3	1	1	2	0	1	33	2.5	38.5
Dec 27	at Dal	A. Dalton	13	4	3	0	4	0	1	0	0	1	37	2.8	53.8
Jan 3	Was	A. Smith	12	2	2	0	6	0	2	0	0	0	20	1.7	33.3
		TOTAL	**196**	**46**	**27**	**5**	**71**	**9**	**8**	**11**	**1**	**18**	**409**	**2.1**	**37.2**

GO BIRDS

EAGLES THIRD DOWNS

GAME		1	2	3	4	5	6	7	8	9	10+	TOTAL
Sep 13	at Was	0-0	2-2	0-1	0-1	0-1	0-0	1-2	1-1	0-0	1-6	**5-14**
Sep 20	LAR	0-0	2-3	2-2	1-1	0-1	1-2	0-0	0-1	0-0	1-2	**7-12**
Sep 27	Cin	2-2	0-0	3-5	1-1	0-0	1-1	0-3	1-2	1-2	1-5	**10-21**
Oct 4	at SF	2-2	1-1	1-1	0-0	0-0	0-2	0-0	0-4	0-2	0-1	**4-13**
Oct 11	at Pit	2-2	0-0	1-1	2-2	0-2	0-0	0-0	1-1	1-1	3-5	**10-14**
Oct 18	Bal	0-0	0-1	0-0	0-0	0-2	1-2	0-0	1-1	0-1	1-5	**3-12**
Oct 22	NYG	1-3	0-0	1-1	1-1	0-0	0-0	0-3	0-1	0-2	1-2	**4-13**
Nov 1	Dal	2-2	0-0	1-2	0-0	0-0	0-2	0-1	0-0	0-0	0-1	**3-8**
Nov 15	at NYG	0-2	0-0	0-1	0-0	0-0	0-0	0-0	0-0	0-0	0-6	**0-9**
Nov 22	at Cle	0-0	2-2	0-2	0-1	0-0	0-1	0-1	0-1	0-2	0-2	**2-12**
Nov 30	Sea	1-1	3-4	1-1	1-1	1-2	0-0	1-2	0-1	0-1	0-4	**8-17**
Dec 6	at GB	1-1	0-0	0-0	2-2	0-0	1-1	0-1	0-1	0-0	0-7	**4-13**
Dec 13	NO	0-0	1-1	0-1	2-4	0-1	0-0	1-1	0-1	0-1	0-3	**4-13**
Dec 20	at Ari	1-2	1-1	0-1	0-1	1-1	0-2	1-1	0-2	0-0	2-7	**6-18**
Dec 27	at Dal	2-3	1-2	1-2	1-3	1-2	0-0	0-0	0-0	1-1	0-4	**7-17**
Jan 3	Was	2-2	1-2	0-1	0-2	0-1	1-1	1-2	0-0	0-0	0-3	**5-14**
TOTALS		**16-22**	**14-19**	**11-22**	**11-20**	**3-13**	**5-14**	**5-17**	**4-17**	**3-13**	**10-63**	**82-220**
		(72.7%)	**(73.7%)**	**(50.0%)**	**(55.0%)**	**(23.1%)**	**(35.7%)**	**(29.4%)**	**(23.5%)**	**(23.1%)**	**(15.9%)**	**(37.3%)**

OPPONENT THIRD DOWNS

GAME		1	2	3	4	5	6	7	8	9	10+	TOTAL
Sep 13	at Was	1-1	0-3	1-2	0-2	0-0	1-2	0-0	1-2	1-2	0-4	**5-18**
Sep 20	LAR	1-1	2-2	2-2	0-0	0-0	1-2	0-1	0-0	1-2	0-2	**7-12**
Sep 27	Cin	0-0	1-2	0-1	0-1	0-0	1-1	0-1	0-1	0-0	1-6	**3-13**
Oct 4	at SF	2-2	0-0	0-0	0-0	1-1	1-1	1-1	0-0	0-0	0-6	**5-11**
Oct 11	at Pit	1-1	1-1	0-0	4-4	1-1	2-2	0-0	1-1	0-0	1-5	**11-15**
Oct 18	Bal	1-1	0-1	1-1	0-1	1-1	0-0	0-1	0-0	0-2	3-8	**6-16**
Oct 22	NYG	0-0	1-1	0-0	0-0	1-1	0-0	0-2	0-0	1-1	0-5	**3-10**
Nov 1	Dal	2-3	0-0	0-0	1-2	0-1	0-1	1-2	0-0	0-0	0-7	**4-16**
Nov 15	at NYG	2-3	1-3	1-1	0-1	1-2	0-0	0-0	0-0	0-1	0-3	**5-14**
Nov 22	at Cle	1-1	0-1	0-0	1-2	0-3	0-0	1-2	0-1	0-1	1-3	**4-14**
Nov 30	Sea	0-0	0-0	0-1	0-1	1-1	0-0	0-1	0-0	0-1	1-5	**2-10**
Dec 6	at GB	0-1	0-0	2-2	2-2	1-1	0-1	0-1	0-0	0-0	0-4	**5-12**
Dec 13	NO	1-2	0-0	0-1	0-0	1-2	2-3	0-0	0-2	1-1	0-1	**5-12**
Dec 20	at Ari	0-1	1-2	0-0	0-1	0-1	0-0	1-1	1-1	0-0	0-3	**3-10**
Dec 27	at Dal	0-1	1-2	2-3	2-4	0-1	0-0	0-0	0-0	1-1	0-1	**6-13**
Jan 3	Was	2-2	0-0	0-1	0-2	1-3	1-2	0-1	1-1	0-0	1-3	**6-15**
TOTALS		**14-20**	**8-18**	**9-15**	**10-23**	**9-19**	**9-15**	**4-14**	**4-9**	**5-12**	**8-66**	**80-211**
		(70.0%)	**(44.4%)**	**(60.0%)**	**(43.5%)**	**(47.4%)**	**(60.0%)**	**(28.6%)**	**(44.4%)**	**(41.7%)**	**(12.1%)**	**(37.9%)**

GO BIRDS

TAKEAWAYS

GAME		TURNOVER	STARTING LOS	POINT OF TURNOVER	RESULTING LOS	QUARTER	RESULT (POINTS)
Sep 13	**at Was**	---	---	---	---	---	---
Sep 20	**LAR**	---	---	---	---	---	---
Sep 27	**Cin**	---	---	---	---	---	---
Oct 4	**at SF**	*R. McLeod INT (N. Mullens)	PHI 14	PHI 6	N/A	2	Punt (0)
		M. Jackson FR (C. LeBlanc FF of N. Mullens)	SF 45	SF 42	N/A	4	Touchdown (7)
		+A. Singleton INT (N. Mullens)	SF 25	SF 30	N/A	4	Touchdown (7)
Oct 11	**at Pit**	C. LeBlanc FR (D. Riley FF of B. Roethlisberger)	PIT 49	PHI 39	N/A	4	Missed FG (0)
Oct 18	**Bal**	---	---	---	---	---	---
Oct 22	**NYG**	J. Mills INT (D. Jones)	PHI 47	PHI 39	N/A	2	Interception (0)
		R. McLeod FR (J. Sweat FF of D. Lewis)	NYG 35	NYG 39	N/A	2	Missed FG (0)
		V. Curry FR (B. Graham FF of D. Jones)	NYG 23	NYG 17	N/A	4	End of Game (0)
Nov 1	**Dal**	*B. Graham FR (B. Graham FF of B. DiNucci)	PHI 7	PHI 17	N/A	1	Touchdown (7)
		+R. McLeod FR (T. Edwards FF of B. DiNucci)	PHI 21	PHI 31	N/A	4	Touchdown (6)
Nov 15	**at NYG**	---	---	---	---	---	---
Nov 22	**at Cle**	A. Singleton FR (F. Cox FF of B. Mayfield)	CLV 30	CLV 20	N/A	3	Touchdown (7)
Nov 30	**Sea**	---	---	---	---	---	---
Dec 6	**at GB**	---	---	---	---	---	---
Dec 13	**NO**	D. Riley INT (T. Hill)	NO 39	NO 39	N/A	2	Field Goal (3)
		J. Hargrave FR (J. Sweat FF of T. Hill)	PHI 42	PHI 48	N/A	4	Touchdown (7)
Dec 20	**at Ari**	*A. Singleton FR (M. Jacquet FF of D. Hopkins)	PHI 9	PHI 5	N/A	1	Safety (0)
		N. Robey-Coleman FR (N. Robey-Coleman FF of K. Murray)	AZ 30	AZ 19	N/A	2	Touchdown (7)
		*(TB) M. Epps INT (K. Murray)	PHI 7	PHI 0	N/A	3	Touchdown (6)
Dec 27	**at Dal**	D. Slay INT (A. Dalton)	DAL 27	PHI 47	N/A	3	Clock (0)
Jan 3	**Was**	M. Epps INT (A. Smith)	WAS 20	WAS 15	N/A	3	Downs (0)
		T. Edwards INT (A. Smith)	PHI 41	PHI 28	N/A	4	Fumble (0)
TOTALS: 17 takeaways resulting in 57 points							

L.O.S. Line of scrimmage ***** Red zone play **+** Touchdown return **(ST)** Special teams play **(TB)** Touchback **(OFF)** Offensive recovery

GO BIRDS

GIVEAWAYS

GAME		TURNOVER	STARTING LOS	POINT OF TURNOVER	RESULTING LOS	QUARTER	RESULT (POINTS)
Sep 13	**at Was**	F. Moreau INT (C. Wentz)	PHI 28	PHI 45	PHI 45	2	Touchdown (7)
		J. Moreland INT (C. Wentz)	PHI 45	WAS 48	PHI 20	3	Touchdown (7)
		R. Kerrigan FR (D. Payne FF of C. Wentz)	PHI 25	PHI 22	PHI 16	4	Downs (0)
Sep 20	**LAR**	K.Young FR (M. Kiser FF of M. Sanders)	PHI 35	PHI 41	PHI 41	1	Touchdown (7)
		D. Williams INT (C. Wentz)	LA 21	LA -2	LA 20	3	Field Goal (3)
		T. Hill INT (C. Wentz)	PHI 36	PHI 42	PHI 42	4	End of Game (0)
Sep 27	**Cin**	L. Wilson INT (C. Wentz)	PHI 48	CIN 44	CIN 44	1	Punt (0)
		L. Sims INT (C. Wentz)	PHI 28	PHI 44	PHI 44	3	Field Goal (3)
Oct 4	**at SF**	A. Al-Shaair INT (C. Wentz)	SF 39	SF 35	SF 35	1	Punt (0)
Oct 11	**at Pit**	S. Nelson INT (C. Wentz)	PHI 15	PHI 26	PHI 23	3	Touchdown (7)
		S. Nelson INT (C. Wentz)	PHI 15	PIT 25	PIT 25	4	End of Game (0)
Oct 18	**Bal**	C. Clark FR (D. Elliott FF of C. Wentz)	PHI 30	PHI 35	PHI 33	1	Touchdown (7)
Oct 22	**NYG**	*J. Bradberry INT (C. Wentz)	NYG 20	NYG -4	NYG 20	2	Punt (0)
Nov 1	**Dal**	D. Wilson FR (D. Wilson FF of C. Wentz)	PHI 35	PHI 25	PHI 25	1	Fumble (0)
		D. Armstrong FR (L. Vander Esch FF of C. Wentz)	DAL 44	PHI 48	PHI 46	2	Field Goal (3)
		(TB) T. Diggs INT (C. Wentz)	DAL 34	DAL -5	DAL 20	2	Punt (0)
		T. Diggs INT (C. Wentz)	PHI 49	DAL -2	DAL 31	3	Missed Field Goal (0)
Nov 15	**at NYG**	---	---	---	---	---	---
Nov 22	**at Cle**	*K. Joseph FR (C. Malveaux FF of M. Sanders)	CLV 5	CLV 4	CLV 4	1	Downs (0)
		+S. Takitaki INT (C. Wentz)	CLV 46	CLV 50	---	2	Touchdown (7)
		*D. Ward INT (C. Wentz)	CLV 10	CLV 3	CLV 3	4	Punt (0)
Nov 30	**Sea**	Q. Diggs INT (C. Wentz)	SEA 15	SEA -1	SEA 20	4	Punt (0)
Dec 6	**at GB**	D. Savage INT (J.Hurts)	GB 33	GB 30	GB 34	4	End of Game (0)
Dec 13	**NO**	M. Jenkins FR (K. Alexander FF of J. Hurts)	PHI 48	NO 49	NO 49	4	Touchdown (7)
Dec 20	**at Ari**	---	---	---	---	---	---
Dec 27	**at Dal**	*(TB) A. Brown INT (J. Hurts)	DAL 17	DAL 0	DAL 20	4	Punt (0)
		*J. Smith FR (R. Gregory FF of J. Hurts)	DAL 18	DAL 15	DAL 13	4	Touchdown (7)
		T. Diggs INT (J. Hurts)	DAL 41	DAL 21	DAL 31	4	End of Game (0)
Jan 3	**Was**	K. Curl INT (J. Hurts)	PHI 25	PHI 32	PHI 32	1	Field Goal (3)
		J. Reaves INT (N. Sudfeld)	PHI 16	WAS 45	WAS 45	4	Interception (0)
		C. Young FR (N. Sudfeld)	PHI 46	PHI 42	PHI 35	4	Field Goal (3)
TOTALS: 29 giveaways resulting in 71 points							

L.O.S. Line of scrimmage ***** Red zone play **+** Touchdown return **(ST)** Special teams play **(TB)** Touchback **(OFF)** Offensive recovery

20+ YARD PLAYS 2020

GO BIRDS

EAGLES 20+ YARD PLAYS

PASSING (20+ YARDS)

81	Jalen Hurts to DeSean Jackson (12/27/20 at DAL)
59	Carson Wentz to John Hightower (10/22/20 vs NYG)
55	Carson Wentz to Jalen Reagor (9/13/20 at Was.)
50	Carson Wentz to John Hightower (10/18/20 vs. Bal)
43	Jalen Hurts to Quez Watkins (12/27/20 at DAL)
42	Jalen Hurts to Zach Ertz (12/20/20 at Ari)
42	Carson Wentz to Travis Fulgham (10/4/20 at SF)
41	Carson Wentz to Dallas Goedert (12/6/20 at GB)
40	Carson Wentz to Travis Fulgham (10/22/20 vs NYG)
39	Jalen Hurts to Alshon Jeffery (12/20/20 at Ari)
39	Jalen Hurts to Jalen Reagor (12/13/20 vs NO)
37	Carson Wentz to J.J Arcega-Whiteside (10/11/20 at Pit.)
34	Jalen Hurts to Jalen Reagor (12/6/20 at GB)
34	Carson Wentz to Dallas Goedert (9/13/20 at Was.)
33	Carson Wentz to Richard Rodgers (11/30/20 vs SEA)
32	Jalen Hurts to Quez Watkins (12/20/20 at Ari)
32	Jalen Hurts to Greg Ward (12/6/20 at GB)
32	Carson Wentz to Dallas Goedert (11/22/20 at Cle)
32	Carson Wentz to Travis Fulgham (11/2/20 vs. DAL)
31	Carson Wentz to Travis Fulgham (10/11/20 at Pit)
30	Jalen Hurts to J.J. Arcega-Whiteside (1/3/21 vs. WAS)
30	Carson Wentz to Richard Rodgers (10/22/20 vs NYG)
30	Carson Wentz to Zach Ertz (9/27/20 vs. Cin.)
29	Carson Wentz to Richard Rodgers (11/22/20 at Cle)
29	Carson Wentz to Greg Ward (9/27/20 vs. Cin.)
28	Carson Wentz to Miles Sanders (10/4/20 at SF)
27	Jalen Hurts to Zach Ertz (12/20/20 at Ari)
27	Carson Wentz to Dallas Goedert (11/30/20 vs SEA)
27	Carson Wentz to DeSean Jackson (9/13/20 at Was.)
26	Jalen Hurts to Mile Sanders (12/20/20 at Ari)
25	Carson Wentz to DeSean Jackson (9/20/20 vs LAR)
24	Jalen Hurts to Alshon Jeffery (12/20/20 at Ari)
24	Carson Wentz to Travis Fulgham (10/11/20) at Pit.)
23	Jalen Hurts to Dallas Goedert (12/27/20 at DAL)
23	Jalen Hurts to Jalen Reagor (12/20/20 at Ari)
23	Carson Wentz to Richard Rodgers (10/4/20 at SF)
23	Carson Wentz to Dallas Goedert (9/13/20 at Was.)
22	Jalen Hurts to Alshon Jeffery (12/27/20 at DAL)
22	Carson Wentz to Dallas Goedert (11/22/20 at Cle)
22	Carson Wentz to Richard Rodgers (11/15/20 at NYG)
22	Carson Wentz to Miles Sanders (9/20/20 vs LAR)
21	Carson Wentz to Richard Rodgers (11/15/20 at NYG)
20	Jalen Hurts to Zach Ertz (12/6/20 at GB)
20	Carson Wentz to Travis Fulgham (10/11/20 at Pit.)
20	Carson Wentz to Greg Ward (10/4/20 at SF)

RUSHING (20+ YARDS)

82	Miles Sanders (12/13/20 vs NO)
81	Miles Sanders (10/18/20 vs. Bal)
74	Miles Sanders (10/11/20 at Pit.)
56	Boston Scott (11/15/20)
40	Carson Wentz (10/18/20 vs. Bal)
29	Jalen Hurts (12/13/20 vs NO)
27	Carson Wentz (9/27/20 vs. Cin.)
26	Miles Sanders (10/18/20 vs. Bal)
24	Carson Wentz (9/27/20 vs. Cin.)
20	Boston Scott (1/3/21 vs. WAS)
20	Jalen Hurts (12/27/20 at DAL)
20	Carson Wentz (11/30/20 vs. SEA)
20	Jalen Hurts (10/18/20 vs. Bal)

20+ YARD PLAYS 2020

GO BIRDS

OPPONENT 20+ YARD PLAYS

PASSING (20+ YARDS)

69	Andy Dalton to Amari Cooper (12/27/20 at DAL)
55	Andy Dalton to Michael Gallup (12/27/20 at DAL)
52	Andy Dalton to CeeDee Lamb (12/27/20 at DAL)
52	Russell Wilson to DK Metcalf (11/30/20 vs SEA)
45	Kyler Murray to DeAndre Hopkins (12/20/20 at Ari)
44	Kyler Murray to DeAndre Hopkins (12/20/20 at Ari)
43	Baker Mayfield to Rashard Higgins (11/22/20 at Cle)
42	Kyler Murray to Maxx Williams (12/20/20 at Ari)
42	Aaron Rodgers to Davante Adams (12/6/20 at GB)
42	Baker Mayfield to KhaDarel Hodge (11/22/20 at Cle)
42	Joe Burrow to Giovani Bernard (9/27/20 vs. Cin.)
40	Daniel Jones to Darius Slayton (11/15/20 at NYG)
39	Daniel Jones to Golden Tate (10/22/20 vs NYG)
38	Daniel Jones to Golden Tate (11/15/20 at NYG)
38	Nick Mullens to George Kittle (10/4/20 at SF)
37	Taysom Hill to Emmanuel Sanders (12/13/20 vs NO)
36	Aaron Rodgers to Marcedes Lewis (12/6/20 at GB)
35	Andy Dalton to Amari Cooper (12/27/20 at DAL)
35	Ben Roethlisberger to Chase Claypool (10/11/20 at Pit.)
32	Kyler Murray to KeeSean Johnson (12/20/20 at Ari)
32	Lamar Jackson to Willie Snead (10/18/20 vs. Bal)
32	Ben Roethlisberger to Chase Claypool (10/11/20 at Pit.)
31	Taysom Hill to Tre'Quan Smith (12/13/20 vs NO)
31	Aaron Rodgers to Allen Lazard (12/6/20 at GB)
31	Russell Wilson to DK Metcalf (11/30/20 vs SEA)
29	Daniel Jones to Sterling Shepard (10/22/20 vs NYG)
28	Nick Mullens to George Kittle (10/4/20 at SF)
28	Jared Goff to Tyler Higbee (9/20/20 vs LAR)
28	Jared Goff to Darrell Henderson (9/20/20 vs LAR)
27	Daniel Jones to Sterling Shepard (11/15/20 at NYG)
26	Andy Lee to Ezekiel Turner (12/20/20 at Ari)
25	Kyler Murray to Dan Arnold (12/20/20 at Ari)
25	Aaron Rodgers to Robert Tonyan (12/6/20 at GB)
25	Joe Burrow to Tyler Boyd (9/27/20 vs. Cin.)
24	Aaron Rodgers to Davante Adams (12/6/20 at GB)
24	Joe Burrow to Tyler Boyd (9/27/20 vs. Cin.)
24	Jared Goff to Cooper Kupp (9/20/20 vs LAR)
23	Kyler Murray to Dan Arnold (12/20/20 at Ari)
22	Taysom Hill to Michael Thomas (12/13/20 vs NO)
22	Daniel Jones to Darius Slayton (11/15/20 at NYG)
21	Andy Dalton to Michael Gallup (12/27/20 at DAL)
21	Kyler Murray to Dan Arnold (12/20/20 at Ari)
21	Baker Mayfield to Austin Hooper (11/22/20 at Cle)
21	Jared Goff to Van Jefferson (9/20/20 vs LAR)
21	Jared Goff to Cooper Kupp (9/20/20 vs LAR)
21	Dwayne Haskins to Terry McLaurin (9/13/20 at Was.)
20	Kyler Murray to DeAndre Hopkins (12/20/20 at Ari)
20	Taysom Hill to Tre'Quan Smith (12/13/20 vs NO)
20	Taysom Hill to Jared Cook (12/13/20 vs NO)
20	Lamar Jackson to Marquise Brown (10/18/20 vs Bal)
20	Nick Mullens to George Kittle (10/4/20 at SF)
20	C.J. Beathard to Kendrick Bourne (10/4/20 at SF)
20	Jared Goff to Josh Reynolds (9/20/20 vs LAR)

RUSHING (20+ YARDS)

80	Daniel Jones (10/22/20 vs NYG)
77	Aaron Jones (12/6/20 at GB)
58	Ray Ray McCloud (10/11/20 at Pit.)
54	Nick Chubb (11/22/20 at Cle)
40	Darrell Henderson (9/20/20 vs LAR)
38	Brandon Aiyuk (10/4/20 at SF)
37	Lamar Jackson (10/18/20 vs. Bal)
34	Daniel Jones (11/15/20 at NYG)
31	Ezekiel Elliott (12/27/20 at DAL)
25	James Conner (10/11/20 at Pit.)
24	Lamar Jackson (10/18/20 vs. Bal)
24	Dwayne Haskins (9/13/20 at Was.)
21	Lamar Jackson (10/18/20 vs. Bal)
20	Antonio Gibson (9/13/20 at Was.)

GAME-BY-GAME STARTERS 2020

GO BIRDS

	OFFENSE											
	QB	RB	WR	WR	WR	TE	TE	LT	LG	C	RG	RT
@Was	Wentz	Scott	Jackson	Reagor	---	Ertz	Goedert	Peters	Seumalo	Kelce	Herbig	Driscoll
LAR	Wentz	Sanders	Jackson	Reagor	Ward	Ertz	---	Peters	Seumalo	Kelce	Herbig	Johnson
Cin	Wentz	Sanders	Jackson	Ward	Hightower	Ertz	---	Peters	Herbig	Kelce	Pryor	Johnson
@SF	Wentz	Sanders	Fulgham	Hightower	---	Ertz	Rodgers	Mailata	Herbig	Kelce	Pryor	Johnson
@Pit	Wentz	Sanders	Fulgham	Hightower	Ward	Ertz	---	Mailata	Herbig	Kelce	Pryor	Johnson
Bal	Wentz	Sanders	Fulgham	Hightower	Ward	Ertz	---	Mailata	Herbig	Kelce	Brown	Driscoll
NYG	Wentz	Scott	Jackson	Fulgham	Ward	Rodgers	---	Mailata	Opeta	Kelce	Herbig	Johnson
Dal	Wentz	Scott	Fulgham	Reagor	Ward	Goedert	---	Peters	Herbig	Kelce	Pryor	Mailata
@NYG	Wentz	Sanders	Fulgham	Reagor	Ward	Goedert	---	Peters	Opeta	Kelce	Pryor	Johnson
@Cle	Wentz	Sanders	Fulgham	Reagor	---	Goedert	Rodgers	Peters	Seumalo	Kelce	Pryor	Johnson
Sea	Wentz	Sanders	Jeffery	Reagor	---	Goedert	Rodgers	Mailata	Seumalo	Kelce	Peters	Pryor
@GB	Wentz	Sanders	Jeffery	Reagor	---	Ertz	Goedert	Mailata	Seumalo	Kelce	Peters	Driscoll
NO	Hurts	Sanders	Reagor	Ward	---	Ertz	Goedert	Mailata	Seumalo	Kelce	Herbig	Driscoll
@Ari	Hurts	Sanders	Reagor	Ward	---	Ertz	Goedert	Mailata	Seumalo	Kelce	Herbig	Pryor
@Dal	Hurts	Howard	Jackson	Reagor	---	Ertz	Goedert	Mailata	Seumalo	Kelce	Herbig	Pryor
Was	Hurts	Scott	Fulgham	Reagor	Ward	Ertz	---	Pryor	Seumalo	Kelce	Herbig	Toth

	DEFENSE											
	DE	DT	DT	DE	OLB	MLB	OLB	CB	CB	CB/S/LB	S	S
@Was	Graham	Cox	Jackson	Curry	Gerry	Edwards	---	Slay	Maddox	LeBlanc	McLeod	Mills
LAR	Graham	Cox	Jackson	Sweat	Gerry	Edwards	---	Slay	Maddox	Epps	McLeod	Mills
Cin	Graham	Cox	Jackson	Sweat	Gerry	Edwards	Riley	Slay	Maddox	---	McLeod	Mills
@SF	Graham	Cox	Jackson	Sweat	Gerry	Edwards	Riley	Slay	Mills	---	McLeod	Wallace
@Pit	Graham	Cox	Hargrave	Barnett	Gerry	Riley	---	Slay	Mills	Robey-Coleman	McLeod	Epps
Bal	Graham	Cox	Jackson	Barnett	Gerry	Singleton	---	Slay	Robey-Coleman	Parks	McLeod	Mills
NYG	Graham	Cox	Hargrave	Barnett	Gerry	Singleton	---	Slay	Robey-Coleman	Parks	McLeod	Mills
Dal	Graham	Cox	Hargrave	Barnett	Singleton	Edwards	Riley	Slay	Maddox	---	McLeod	Mills
@NYG	Graham	Cox	Hargrave	Barnett	Singleton	Edwards	Riley	Slay	Maddox	---	McLeod	Mills
@Cle	Graham	Cox	Hargrave	Barnett	Singleton	Edwards	Riley	Parks	---	Taylor	McLeod	Mills
Sea	Graham	Cox	Hargrave	Barnett	Singleton	Edwards	Riley	Slay	Maddox	---	McLeod	Mills
@GB	Graham	Cox	Hargrave	Barnett	Singleton	Edwards	---	Slay	Maddox	Robey-Coleman	McLeod	Mills
NO	Graham	Cox	Hargrave	Barnett	Singleton	Riley	---	Slay	Maddox	Robey-Coleman	McLeod	Mills
@Ari	Graham	Cox	Hargrave	Barnett	Singleton	Edwards	---	Jacquet	Robey-Coleman	Wallace	Epps	Mills
@Dal	Graham	Cox	Hargrave	Curry	Singleton	Edwards	---	Slay	Jacquet	Robey-Coleman	Epps	Mills
Was	Graham	Jackson	Hargrave	Curry	Singleton	Edwards	---	Slay	Ford	Arnold	Epps	Wallace

PARTICIPATION CHART 2020

GO BIRDS

PLAYER	@Was	LAR	Cin	@SF	@Pit	Bal	NYG	Dal	@NYG	@Cle	Sea	@GB	NO	@Ari	@Dal	Was	G/S	IA	DNP
Arcega-Whiteside, J.J.	P	P	P	IA	P	P	P	P	IA	CV	CV	IA	DNP	IA	IA	P	8/0	5	1
Arnold, Grayland	PS	PS	P	P	P	PS	PS	PS	PS	PS	PS	P	IA	IA	P	S	6/0	2	---
Avery, Genard	P	IA	P	P	P	P	P	IR	IR	IR	P	IA	P	P	P	P	11/0	2	---
Bachie, Joe	X	X	X	X	X	X	X	X	X	X	X	X	P	P	P	P	4/0	---	---
Barnett, Derek	IA	P	P	P	DE	DE	DE	DE	DE	DE	DE	DE	DE	DE	IA	IA	13/10	3	---
Bradley, Shaun	P	P	P	P	P	P	P	P	P	P	P	P	P	P	P	IR	15/0	---	---
Brooks, Brandon	PUP	PUP	PUP	PUP	PUP	PUP	PUP	PUP	PUP	PUP	PUP	PUP	PUP	PUP	PUP	PUP	0/0	---	---
Brown, Jamon	X	IA	IA	DNP	DNP	RG	P	PS	PS	PS	PS	PS	X	X	X	X	2/1	2	2
Burnett, Deontay	PS	PS	P	P	PS	PS	PS	PS	PS	CV	CV	PS	PS	PS	PS	PS	2/0	---	---
Butler, Hakeem	X	X	X	IA	IA	P	P	X	PS	PS	PS	PS	PS	PS	PS	PS	2/0	2	---
Clement, Corey	P	P	P	P	P	P	P	P	P	CV	P	P	P	P	P	P	15/0	---	---
Countess, Blake	X	X	X	X	X	X	X	X	X	X	X	X	X	P	PS	P	2/0	---	---
Cox, Fletcher	DT	DT	DT	DT	DT	DT	DT	DT	DT	DT	DT	DT	DT	DT	DT	IA	15/15	1	---
Croom, Jason	X	X	X	PS	P	P	P	P	PS	PS	PS	PS	PS	PS	PS	DNP	4/0	---	1
Curry, Vinny	DE	IR	IR	IR	IR	P	P	P	P	CV	P	P	P	P	DE	DE	11/3	---	---
Dillard, Andre	IR	IR	IR	IR	IR	IR	IR	IR	IR	IR	IR	IR	IR	IR	IR	IR	0/0	---	---
Driscoll, Jack	RT	P	P	P	P	RT	IA	IA	P	P	P	RT	RT	IR	IR	IR	11/4	2	---
Edwards, T.J.	MLB	MLB	MLB	MLB	IR	IR	IR	MLB	MLB	MLB	MLB	MLB	IA	MLB	MLB	MLB	12/12	1	---
Elliott, Jake	P	P	P	P	P	P	P	P	P	P	P	P	P	P	P	P	16/0	---	---
Epps, Marcus	P	S	P	P	S	IA	P	P	CV	P	P	P	P	S	S	S	14/5	1	---
Ertz, Zach	TE	TE	TE	TE	TE	TE	IR	IR	IR	IR	IR	TE	TE	TE	TE	TE	11/11	---	---
Ford, Rudy	P	P	IA	P	IR	IR	IR	P	P	IA	IA	IA	IA	P	P	CB	8/1	5	---
Fulgham, Travis	PS	PS	PS	WR	WR	WR	WR	WR	WR	WR	P	P	P	P	P	WR	13/8	---	---
Gerry, Nathan	OLB	OLB	OLB	OLB	OLB	MLB	MLB	IR	IR	IR	IR	IR	IR	IR	IR	IR	7/7	---	---
Goedert, Dallas	TE	P	P	IR	IR	IR	IR	TE	TE	TE	TE	TE	TE	TE	TE	IA	11/9	1	---
Graham, Brandon	DE	DE	DE	DE	DE	DE	DE	DE	DE	DE	DE	DE	DE	DE	DE	DE	16/16	---	---
Hall, Daeshon	PUP	PUP	PUP	PUP	PUP	PUP	PUP	X	X	X	X	X	X	X	X	X	0/0	---	---
Hargrave, Javon	IA	P	P	P	DT	P	DT	DT	DT	DT	DT	DT	DT	DT	DT	DT	15/11	1	---
Herbig, Nate	RG	RG	LG	RG	LG	LG	RG	LG	P	IA	P	P	RG	RG	RG	RG	15/12	1	---
Hightower, John	P	P	WR	WR	WR	WR	P	P	P	P	P	P	IA	IA	IA	P	13/4	3	---
Holyfield, Elijah	PS	PS	PS	PS	PS	PS	PS	PS	PS	P	PS	PS	PS	PS	PS	PS	1/0	---	---
Houston, Jameson	X	X	X	X	X	X	X	X	X	X	PS	PS	P	P	PS	P	3/0	---	---
Howard, Jordan	X	X	X	X	X	X	X	X	X	X	PS	P	PS	PS	RB	PS	2/1	---	---
Huntley, Jason	P	IA	IA	DNP	IA	P	P	P	IA	IA	IA	IA	IA	IA	IA	P	5/0	10	1
Hurts, Jalen	IA	P	P	P	P	P	P	P	P	P	P	P	QB	QB	QB	QB	15/4	1	---
Jackson, DeSean	WR	WR	WR	IA	IA	IA	WR	IR	IR	IR	IR	IR	IR	IR	WR	IA	5/5	4	---
Jackson, Malik	DT	DT	DT	DT	P	DT	IA	P	P	P	P	P	P	P	P	DT	15/6	1	---
Jacquet, Michael	X	X	X	PS	PS	PS	PS	P	P	P	P	P	IA	CB	CB	IA	7/2	2	---
James, Craig	P	IR	IR	IR	P	P	P	IA	IA	IR	IR	IR	IR	IR	IR	IR	4/0	2	---
Jeffery, Alshon	IA	IA	IA	IA	IA	IA	IA	IA	P	P	WR	WR	P	P	P	IA	7/2	9	---
Johnson, Lane	IA	RT	RT	RT	RT	IA	RT	IA	RT	RT	IA	IR	IR	IR	IR	IR	7/7	4	---
Johnston, Cameron	P	P	P	P	P	P	P	P	P	P	P	P	P	P	P	P	16/0	---	---
Juriga, Luke	PS	PS	PS	P	P	P	P	P	P	P	P	P	P	P	P	P	13/0	---	---
Kelce, Jason	C	C	C	C	C	C	C	C	C	C	C	C	C	C	C	C	16/16	---	---
Killins, Adrian	PS	PS	PS	P	PS	PS	PS	PS	X	PS	X	X	PS	PS	PS	CV	1/0	---	---
LeBlanc, Cre'Von	CB	P	P	P	P	P	P	IA	P	P	IR	IR	IR	IR	IR	IR	9/1	1	---
Lovato, Rick	P	P	P	P	P	P	P	P	P	P	P	P	P	P	P	P	16/0	---	---
Maddox, Avonte	CB	CB	CB	IA	IA	IA	P	CB	CB	P	CB	CB	CB	IR	IR	IR	10/8	3	---
Mailata, Jordan	P	P	P	LT	LT	LT	LT	RT	P	P	LT	LT	LT	LT	LT	IA	15/10	1	---

PARTICIPATION CHART 2020

GO BIRDS

PLAYER	@Was	LAR	Cin	@SF	@Pit	Bal	NYG	Dal	@NYG	@Cle	Sea	@GB	NO	@Ari	@Dal	Was	G/S	IA	DNP
Parks, Will	IR	IR	IR	IR	IR	S	S	P	P	S	P	X	X	X	X	X	6/3	---	---
McLeod, Rodney	S	S	S	S	S	S	S	S	S	S	S	S	S	IR	IR	IR	13/13	---	---
Mills, Jalen	S	S	S	CB	CB	S	S	S	S	S	S	S	S	S	S	CV	15/15	---	---
Opeta, Sua	DNP	IA	P	P	P	P	LG	P	LG	P	IR	IR	IR	IR	IR	IR	8/2	1	1
Ostman, Joe	PS	PS	PS	PS	PS	PS	PS	PS	PS	P	PS	PS	PS	PS	P	P	3/0	---	---
Parks, Will	IR	IR	IR	IR	IR	S	S	P	P	S	P	X	X	X	X	X	6/3	---	---
Perkins, Joshua	IR	IR	IR	IR	IR	IR	IR	IR	IR	IR	IR	IR	IR	IR	IR	IR	0/0	---	---
Peters, Jason	LT	LT	LT	IR	IR	IR	IR	LT	LT	LT	RG	RG	IR	IR	IR	IR	8/8	---	---
Pierschbacher, Ross	X	X	X	X	X	X	X	X	X	X	X	X	X	P	P	P	3/0	---	---
Pryor, Matt	P	P	RG	LG	RG	CV	P	RG	RG	RG	RT	P	P	RT	RT	LT	15/10	---	---
Reagor, Jalen	WR	WR	IA	IR	IR	IR	IR	WR	WR	WR	WR	WR	WR	WR	WR	WR	11/11	1	---
Ridgeway, Hassan	P	P	P	P	P	P	P	IR	IR	IR	IR	IR	IR	IR	IR	IR	7/0	---	---
Riley, Duke	P	P	OLB	OLB	OLB	IA	P	OLB	OLB	OLB	OLB	P	OLB	P	IA	IR	13/8	2	---
Riley, Elijah	PS	PS	PS	PS	P	P	PS	PS	PS	PS	PS	PS	PS	P	P	P	5/0	---	---
Robey-Coleman, N.	P	P	P	P	CB	CB	CB	P	P	P	P	CB	CB	CB	CB	CV	15/7	---	---
Rodgers, Richard	P	P	P	TE	P	P	TE	P	P	TE	TE	P	P	P	IA	IA	14/4	2	---
Sanders, Miles	IA	RB	RB	RB	RB	RB	IA	IA	RB	RB	RB	RB	RB	RB	P	IA	12/11	4	---
Scott, Boston	RB	P	P	P	P	P	RB	RB	P	P	P	P	P	P	P	RB	16/4	---	---
Seumalo, Isaac	LG	LG	IR	IR	IR	IR	IR	IR	IR	LG	LG	LG	LG	LG	LG	LG	9/9	---	---
Seymour, Kevon	X	X	X	X	X	X	X	X	X	X	X	PS	P	P	IR	IR	2/0	---	---
Singleton, Alex	P	P	P	P	P	OLB	OLB	OLB	OLB	OLB	OLB	OLB	OLB	OLB	OLB	OLB	16/11	---	---
Slay, Darius	CB	CB	CB	CB	CB	CB	CB	CB	CB	P	CB	CB	CB	IA	CB	CB	15/14	1	---
Smith, Rashad	X	X	X	X	X	X	X	X	PS	PS	PS	PS	P	PS	PS	P	2/0	---	---
Sudfeld, Nate	DNP	IA	IA	IA	IA	IA	IA	IA	IA	IA	IA	IA	IA	IA	IA	P	1/0	14	1
Sweat, Josh	P	DE	DE	DE	P	P	P	P	P	P	P	P	P	P	IR	IR	14/3	---	---
Taylor, Davion	P	P	P	P	P	P	P	P	P	LB	P	P	IR	IR	IR	IR	12/1	---	---
Toohill, Casey	IA	P	IA	IA	IA	X	X	X	X	X	X	X	X	X	X	X	1/0	4	---
Toth, Brett	X	X	X	X	EX	P	P	P	IA	IA	DNP	DNP	DNP	P	P	RT	6/0	2	3
Wallace, K'Von	P	P	P	S	P	P	IA	P	P	P	P	P	P	S	P	S	15/3	1	---
Wanogho, Prince Tega	PS	PS	PS	PS	PS	PS	PS	PS	PS	PS	PS	PS	PS	PS	PS	P	1/0	---	---
Ward, Greg	P	WR	WR	P	WR	WR	WR	WR	WR	P	P	P	WR	WR	P	WR	16/10	---	---
Watkins, Quez	IR	IR	IR	IR	P	P	IA	DNP	IA	IA	IA	IA	P	P	P	P	6/0	5	1
Wentz, Carson	QB	QB	QB	QB	QB	QB	QB	QB	QB	QB	QB	QB	DNP	DNP	DNP	IA	12/12	1	3
Williams, Raequan	PS	PS	PS	PS	PS	PS	PS	P	PS	PS	PS	P	P	P	P	P	6/0	---	---
Williams, Trevor	PS	P	P	IR	IR	IR	X	X	X	X	X	X	X	X	X	X	2/0	---	---
Wilson, Caleb	PS	PS	PS	PS	PS	PS	PS	PS	P	P	P	PS	PS	PS	P	P	5/0	---	---

POSITION - start **P** - played (did not start) **IA** - inactive **IR** - Injured Reserve **DNP** - dressed but did not play **PS** - practice squad member **PUP** - Reserve/Physically Unable to Perform **NFI** - Reserve/Non-Football Injury **SUSP** - Reserve/Commissioner Exempt **X** - not with team **EX** - roster exemption **CV** - Reserve/COVID-19

SNAP COUNTS 2020

GO BIRDS

	OFFENSE	@Was	LAR	Cin	@SF	@Pit	Bal	NYG	Dal	@NYG	@Cle	Sea	@GB	NO	@Ari	@Dal	Was	Snaps	Pct
	TOTAL PLAYS	**68**	**71**	**91**	**62**	**59**	**72**	**81**	**63**	**67**	**68**	**71**	**62**	**69**	**83**	**73**	**68**	**1,128**	
QB	Carson Wentz	68	71	91	62	59	72	81	63	67	68	70	36	DNP	DNP	DNP	IA	**808**	**72%**
QB	Jalen Hurts	IA	3	3	4	2	7	5	3	3	1	2	26	69	83	73	50	**334**	**30%**
QB	Nate Sudfeld	DNP	IA	IA	IA	IA	IA	IA	IA	IA	IA	IA	IA	IA	IA	IA	18	**18**	**2%**
RB	Miles Sanders	IA	55	71	48	50	29	IA	IA	48	41	43	35	56	69	57	IA	**602**	**53%**
RB	Boston Scott	38	13	13	9	7	35	56	41	18	27	26	16	15	15	8	46	**483**	**43%**
RB	Corey Clement	25	3	6	4	3	7	18	20	1	CV	4	0	2	0	1	14	**108**	**10%**
RB	Jason Huntley	1	IA	IA	DNP	IA	0	8	2	IA	IA	IA	IA	IA	IA	IA	20	**31**	**3%**
RB	Jordan Howard	X	X	X	X	X	X	X	X	X	X	PS	11	PS	PS	7	PS	**18**	**2%**
RB	Adrian Killins	PS	PS	PS	8	PS	PS	PS	PS	X	PS	X	X	PS	PS	PS	CV	**8**	**1%**
RB	Elijah Holyfield	PS	PS	PS	PS	PS	PS	PS	PS	PS	0	PS	PS	PS	PS	PS	PS	**0**	**0%**
WR	Greg Ward	30	13	76	48	41	58	77	59	42	46	48	44	51	44	66	48	**791**	**70%**
WR	Travis Fulgham	PS	PS	PS	37	46	58	78	59	59	65	37	25	11	26	22	29	**552**	**49%**
WR	Jalen Reagor	40	60	IA	IR	IR	IR	IR	46	59	63	43	44	47	46	43	19	**510**	**45%**
WR	John Hightower	27	7	78	50	48	43	30	10	3	1	19	18	IA	IA	IA	12	**346**	**31%**
WR	Alshon Jeffery	IA	IA	IA	IA	IA	IA	IA	IA	18	5	35	35	31	52	26	IA	**202**	**18%**
WR	DeSean Jackson	37	55	28	IA	IA	IA	39	IR	IR	IR	IR	IR	IR	IR	20	IA	**179**	**16%**
WR	J.J. Arcega-Whiteside	28	16	18	IA	8	12	13	5	IA	CV	CV	IA	DNP	IA	IA	41	**141**	**13%**
WR	Quez Watkins	IR	IR	IR	IR	5	15	IA	DNP	IA	IA	IA	IA	22	28	12	37	**119**	**11%**
WR	Deontay Burnett	PS	PS	39	19	PS	PS	PS	PS	PS	CV	CV	PS	PS	PS	PS	PS	**58**	**5%**
TE	Zach Ertz	58	67	84	59	56	48	IR	IR	IR	IR	IR	27	50	62	62	61	**634**	**56%**
TE	Dallas Goedert	54	63	6	IR	IR	IR	IR	53	62	68	71	52	59	73	41	IA	**602**	**53%**
TE	Richard Rodgers	2	0	33	22	19	43	69	16	21	22	22	3	1	0	IA	IA	**273**	**24%**
TE	Jason Croom	X	X	X	PS	2	1	9	1	PS	PS	PS	PS	PS	PS	PS	DNP	**13**	**1%**
TE	Caleb Wilson	PS	PS	PS	PS	PS	PS	PS	PS	0	0	5	PS	PS	PS	0	4	**9**	**1%**
TE	Hakeem Butler	X	X	X	IA	IA	0	1	X	PS	PS	PS	PS	PS	PS	PS	PS	**1**	**1%**
TE	Joshua Perkins	IR	IR	IR	IR	IR	IR	IR	IR	IR	IR	IR	IR	IR	IR	IR	IR	**0**	**0%**
OFFENSIVE LINE	Jason Kelce	68	71	91	62	59	72	81	63	67	64	71	62	69	83	73	68	**1,124**	**99%**
OFFENSIVE LINE	Nate Herbig	68	71	91	62	59	72	81	63	0	IA	5	26	69	83	73	68	**891**	**79%**
OFFENSIVE LINE	Matt Pryor	0	46	91	62	59	CV	22	63	67	68	71	0	0	83	73	68	**773**	**69%**
OFFENSIVE LINE	Jordan Mailata	18	0	2	62	59	72	81	63	0	26	71	62	69	83	63	IA	**731**	**65%**
OFFENSIVE LINE	Isaac Seumalo	68	25	IR	IR	IR	IR	IR	IR	IR	68	71	62	69	83	73	68	**587**	**52%**
OFFENSIVE LINE	Jason Peters	68	71	89	IR	IR	IR	IR	63	67	47	66	36	IR	IR	IR	IR	**507**	**45%**
OFFENSIVE LINE	Lane Johnson	IA	69	91	37	39	IA	60	IA	67	41	IA	IR	IR	IR	IR	IR	**404**	**36%**
OFFENSIVE LINE	Jack Driscoll	50	2	0	27	27	55	IA	IA	1	6	1	62	69	IR	IR	IR	**300**	**27%**
OFFENSIVE LINE	Sua Opeta	DNP	IA	0	0	1	4	81	0	67	17	IR	IR	IR	IR	IR	IR	**170**	**15%**
OFFENSIVE LINE	Brett Toth	X	X	X	X	EX	17	1	0	IA	IA	DNP	DNP	DNP	0	10	68	**94**	**8%**
OFFENSIVE LINE	Jamon Brown	X	IA	IA	DNP	DNP	72	0	PS	PS	PS	PS	PS	X	X	X	X	**72**	**6%**
OFFENSIVE LINE	Luke Juriga	PS	PS	PS	0	0	0	0	0	0	4	0	0	0	0	0	9	**13**	**1%**
OFFENSIVE LINE	Brandon Brooks	PUP	PUP	PUP	PUP	PUP	PUP	PUP	PUP	PUP	PUP	PUP	PUP	PUP	PUP	PUP	PUP	**0**	**0%**
OFFENSIVE LINE	Andre Dillard	IR	IR	IR	IR	IR	IR	IR	IR	IR	IR	IR	IR	IR	IR	IR	IR	**0**	**0%**
OFFENSIVE LINE	Ross Pierschbacher	X	X	X	X	X	X	X	X	X	X	X	X	X	0	0	0	**0**	**0%**
OFFENSIVE LINE	Prince Tega Wanogho	PS	PS	PS	PS	PS	PS	PS	PS	PS	PS	PS	PS	PS	PS	PS	0	**0**	**0%**

SNAP COUNTS 2020

GO BIRDS

	DEFENSE	@Was	LAR	Cin	@SF	@Pit	Bal	NYG	Dal	@NYG	@Cle	Sea	@GB	NO	@Ari	@Dal	Was	Snaps	Pct
	TOTAL PLAYS	**70**	**69**	**72**	**73**	**75**	**73**	**60**	**79**	**71**	**67**	**67**	**61**	**63**	**68**	**70**	**63**	**1,101**	
DEFENSIVE LINE	Brandon Graham	38	44	58	56	57	44	43	43	46	53	44	41	42	41	58	49	**757**	**69%**
	Fletcher Cox	57	48	55	50	54	57	52	74	56	45	47	38	50	56	7	IA	**746**	**68%**
	Javon Hargrave	IA	25	32	42	49	42	42	48	35	49	37	29	42	39	51	38	**600**	**54%**
	Malik Jackson	55	41	42	41	37	32	IA	17	36	32	34	33	25	30	42	40	**537**	**49%**
	Derek Barnett	IA	33	38	43	49	40	38	41	46	38	40	38	38	52	IA	IA	**534**	**49%**
	Josh Sweat	49	39	38	27	28	36	24	41	25	34	27	24	25	4	IR	IR	**421**	**38%**
	Vinny Curry	22	IR	IR	IR	IR	19	20	36	25	CV	23	19	25	27	49	45	**310**	**28%**
	Hassan Ridgeway	30	23	15	23	24	15	7	IR	IR	IR	IR	IR	IR	IR	IR	IR	**137**	**12%**
	T.Y. McGill	16	PS	PS	PS	PS	PS	15	PS	16	14	16	PS	PS	PS	23	27	**127**	**12%**
	Genard Avery	20	IA	11	16	14	7	0	IR	IR	IR	0	IA	0	12	24	22	**126**	**11%**
	Raequan Williams	PS	PS	PS	PS	PS	PS	PS	16	PS	PS	PS	22	9	11	19	21	**98**	**9%**
	Joe Ostman	PS	PS	PS	PS	PS	PS	PS	PS	PS	9	PS	PS	PS	PS	9	11	**29**	**3%**
	Casey Toohill	IA	22	IA	IA	IA	X	X	X	X	X	X	X	X	X	X	X	**22**	**2%**
	Daeshon Hall	PUP	PUP	PUP	PUP	PUP	PUP	PUP	X	X	X	X	X	X	X	X	X	**0**	**0%**
LB	Alex Singleton	10	0	1	15	28	65	40	62	71	67	67	61	63	66	70	62	**748**	**68%**
	Duke Riley	57	49	7	47	56	IA	34	55	51	46	31	31	57	47	IA	IR	**568**	**52%**
	T.J. Edwards	20	29	51	18	IR	IR	IR	62	53	47	49	21	IA	20	63	57	**490**	**45%**
	Nathan Gerry	69	69	70	72	75	68	55	IR	IR	IR	IR	IR	IR	IR	IR	IR	**478**	**43%**
	Shaun Bradley	8	0	0	2	4	32	1	0	5	0	0	3	10	0	11	IR	**76**	**7%**
	Davion Taylor	0	0	0	0	0	11	0	0	3	18	0	0	IR	IR	IR	IR	**32**	**3%**
	Rashad Smith	X	X	X	X	X	X	X	X	PS	PS	PS	PS	0	PS	PS	23	**23**	**2%**
	Joe Bachie	X	X	X	X	X	X	X	X	X	X	X	X	0	0	18	0	**18**	**2%**
DEFENSIVE BACKS	Jalen Mills	64	69	71	73	73	62	59	79	69	64	67	61	63	68	70	CV	**1,012**	**92%**
	Darius Slay	64	67	66	73	60	73	59	28	69	51	67	40	35	IA	69	63	**884**	**80%**
	Rodney McLeod	70	69	72	73	75	73	60	79	71	67	67	61	35	IR	IR	IR	**872**	**79%**
	Nickell Robey-Coleman	41	41	26	30	32	62	59	35	17	25	41	40	55	67	41	CV	**612**	**56%**
	Avonte Maddox	61	69	39	IA	IA	IA	3	79	64	44	67	61	21	IR	IR	IR	**508**	**46%**
	Marcus Epps	3	16	8	44	54	IA	0	16	CV	2	3	11	35	68	40	63	**363**	**33%**
	Cre'Von LeBlanc	10	3	59	31	30	23	32	IA	16	13	IR	IR	IR	IR	IR	IR	**217**	**20%**
	K'Von Wallace	6	0	1	27	13	0	IA	0	1	5	0	16	28	23	19	63	**202**	**18%**
	Michael Jacquet	X	X	X	PS	PS	PS	PS	30	0	0	0	21	IA	68	40	IA	**159**	**14%**
	Will Parks	IR	IR	IR	IR	IR	39	17	28	6	14	10	X	X	X	X	X	**114**	**10%**
	Grayland Arnold	PS	PS	0	0	0	PS	PS	PS	PS	PS	PS	0	IA	IA	42	40	**82**	**7%**
	Kevon Seymour	X	X	X	X	X	X	X	X	X	X	X	PS	35	47	IR	IR	**82**	**7%**
	Rudy Ford	0	0	IA	0	IR	IR	IR	0	0	IA	IA	IA	IA	0	5	41	**46**	**4%**
	Trevor Williams	PS	2	32	IR	IR	IR	X	X	X	X	X	X	X	X	X	X	**34**	**3%**
	Jameson Houston	X	X	X	X	X	X	X	X	X	X	PS	PS	0	0	PS	22	**22**	**2%**
	Craig James	0	IR	IR	IR	13	1	0	IA	IA	IR	IR	IR	IR	IR	IR	IR	**14**	**1%**
	Blake Countess	X	X	X	X	X	X	X	X	X	X	X	X	X	0	PS	6	**6**	**1%**
	Elijah Riley	PS	PS	PS	PS	0	2	PS	PS	PS	PS	PS	PS	PS	2	0	0	**4**	**1%**

SNAP COUNTS 2020

GO BIRDS

SPECIAL TEAMS	@Was	LAR	Cin	@SF	@Pit	Bal	NYG	Dal	@NYG	@Cle	Sea	@GB	NO	@Ari	@Dal	Was	Snaps	Pct
TOTAL PLAYS	**33**	**21**	**36**	**24**	**17**	**29**	**26**	**20**	**25**	**29**	**25**	**27**	**26**	**31**	**31**	**25**	**425**	
Singleton, Alex	23	15	25	19	16	25	20	19	24	26	5	21	10	13	20	15	**296**	**70%**
Bradley, Shaun	25	15	25	19	16	23	20	15	16	21	18	22	19	20	8	IR	**282**	**66%**
Clement, Corey	9	15	25	19	16	23	20	15	16	CV	18	19	15	20	18	18	**266**	**63%**
Edwards, T.J.	27	21	30	10	IR	IR	IR	19	21	26	19	12	IA	25	27	18	**255**	**60%**
Riley, Duke	24	16	26	20	15	IA	22	15	19	21	18	19	16	22	IA	IR	**253**	**60%**
Epps, Marcus	28	21	25	12	10	IA	20	11	CV	21	18	19	19	13	13	13	**243**	**57%**
Wallace, K'Von	15	15	25	11	2	4	IA	14	16	21	18	19	15	19	20	5	**219**	**52%**
Taylor, Davion	14	8	12	11	9	29	19	14	16	21	18	6	IR	IR	IR	IR	**177**	**42%**
Rodgers, Richard	15	12	17	13	13	14	3	6	7	8	8	14	12	2	IA	IA	**144**	**34%**
Ford, Rudy	23	21	IA	9	IR	IR	IR	14	14	IA	IA	IA	IA	20	18	19	**138**	**32%**
Elliott, Jake	8	8	12	8	9	6	8	5	5	7	6	7	10	11	7	5	**122**	**29%**
Lovato, Rick	9	5	11	9	6	7	8	3	6	10	7	8	8	10	8	7	**122**	**29%**
Johnston, Cameron	9	5	11	9	6	7	8	3	6	10	7	8	8	8	8	7	**120**	**28%**
McLeod, Rodney	10	12	13	8	6	14	8	9	13	5	5	5	6	IR	IR	IR	**114**	**27%**
Robey-Coleman, Nickell	10	11	8	6	6	13	8	0	4	5	4	5	10	7	4	CV	**101**	**24%**
Graham, Brandon	4	8	6	2	6	8	4	4	8	5	5	5	6	7	10	4	**92**	**22%**
Avery, Genard	8	0	13	6	12	6	5	IR	IR	IR	4	IA	11	0	11	9	**85**	**20%**
Mills, Jalen	0	1	6	4	5	10	3	5	8	5	5	5	8	7	10	CV	**82**	**19%**
James, Craig	25	IR	IR	IR	17	23	15	IA	IA	IR	IR	IR	IR	IR	IR	IR	**80**	**19%**
Arnold, Grayland	PS	PS	12	15	16	PS	PS	PS	PS	PS	PS	17	IA	IA	7	8	**75**	**18%**
Scott, Boston	6	7	6	3	7	5	0	0	6	5	6	6	3	6	8	0	**74**	**17%**
Barnett, Derek	0	7	6	2	6	8	4	4	8	4	5	5	6	7	IA	IA	**72**	**17%**
Hargrave, Javon	0	6	6	2	6	2	4	4	7	5	5	5	5	7	1	1	**66**	**16%**
Ward, Greg	2	1	6	6	2	7	5	5	5	4	3	1	5	3	3	6	**64**	**15%**
Parks, Will	IR	IR	IR	IR	IR	19	10	0	5	11	18	X	X	X	X	X	**63**	**15%**
Gerry, Nathan	6	7	6	6	8	19	10	IR	IR	IR	IR	IR	IR	IR	IR	IR	**62**	**15%**
Slay, Darius	0	1	5	1	5	8	3	2	7	5	5	3	2	IA	10	5	**62**	**15%**
Jacquet, Michael	X	X	X	PS	PS	PS	PS	5	1	16	12	12	IA	7	8	IA	**61**	**14%**
Bachie, Joe	X	X	X	X	X	X	X	X	X	X	X	X	6	14	18	18	**56**	**13%**
Ridgeway, Hassan	10	9	10	5	10	7	4	IR	IR	IR	IR	IR	IR	IR	IR	IR	**55**	**13%**
Curry, Vinny	3	IR	IR	IR	IR	6	3	4	5	CV	5	5	5	5	8	5	**54**	**13%**
Jackson, Malik	5	7	6	2	6	6	IA	0	1	5	0	0	1	0	9	3	**51**	**12%**
Riley, Elijah	PS	PS	PS	PS	P	16	PS	PS	PS	PS	PS	PS	PS	9	13	13	**51**	**12%**
Wilson, Caleb	PS	PS	PS	PS	PS	PS	PS	PS	7	5	6	PS	PS	PS	13	17	**48**	**11%**
Mailata, Jordan	4	3	5	3	4	1	3	1	1	3	2	3	5	4	3	IA	**45**	**11%**
Herbig, Nate	4	3	5	3	4	1	3	1	1	IA	2	3	5	4	3	2	**44**	**10%**
Goedert, Dallas	4	3	0	IR	IR	IR	IR	0	0	3	2	5	8	14	3	IA	**42**	**10%**
Maddox, Avonte	0	1	2	IA	IA	IA	2	5	8	7	8	8	1	IR	IR	IR	**42**	**10%**
Ostman, Joe	PS	PS	PS	PS	PS	PS	PS	PS	PS	5	PS	PS	PS	PS	18	19	**42**	**10%**
Pryor, Matt	0	3	5	3	4	CV	3	1	1	3	2	3	5	4	3	2	**42**	**10%**
Juriga, Luke	PS	PS	PS	3	4	1	3	1	1	3	2	3	5	4	3	2	**35**	**8%**
Driscoll, Jack	4	3	5	3	4	1	IA	IA	1	3	2	3	5	IR	IR	IR	**34**	**8%**
Williams, Raequan	PS	PS	PS	PS	PS	PS	PS	4	PS	PS	PS	5	5	5	8	5	**32**	**8%**
Butler, Hakeem	X	X	X	IA	IA	15	14	X	PS	PS	PS	PS	PS	PS	PS	PS	**29**	**7%**
Seumalo, Isaac	4	1	IR	IR	IR	IR	IR	IR	IR	3	2	3	5	4	3	2	**27**	**6%**
Fulgham, Travis	PS	PS	PS	7	0	0	0	1	0	0	0	3	1	0	8	5	**25**	**6%**
LeBlanc, Cre'Von	4	1	1	1	5	5	5	IA	0	3	IR	IR	IR	IR	IR	IR	**25**	**6%**
McGill, T.Y.	4	PS	PS	PS	PS	PS	2	PS	5	5	5	PS	PS	PS	2	1	**24**	**6%**
Seymour, Kevon	X	X	X	X	X	X	X	X	X	X	X	PS	15	9	IR	IR	**24**	**6%**
Croom, Jason	X	X	X	PS	7	7	4	5	PS	PS	PS	PS	PS	PS	PS	DNP	**23**	**5%**
Sweat, Josh	7	0	0	0	0	0	0	0	0	1	0	7	8	0	IR	IR	**23**	**5%**
Houston, Jameson	X	X	X	X	X	X	X	X	X	X	PS	PS	4	11	PS	7	**22**	**5%**
Countess, Blake	X	X	X	X	X	X	X	X	X	X	X	X	X	8	PS	13	**21**	**5%**
Opeta, Sua	DNP	IA	5	3	4	1	3	1	1	3	IR	IR	IR	IR	IR	IR	**21**	**5%**
Huntley, Jason	P	IA	IA	DNP	IA	2	4	4	IA	IA	IA	IA	IA	IA	IA	5	**15**	**4%**
Reagor, Jalen	6	1	IA	IR	IR	IR	IR	0	1	1	0	3	0	1	1	0	**14**	**3%**
Smith, Rashad	X	X	X	X	X	X	X	X	PS	PS	PS	PS	7	PS	PS	5	**12**	**3%**
Cox, Fletcher	0	1	0	0	0	2	1	0	3	0	0	0	1	2	0	IA	**10**	**2%**
Ertz, Zach	0	0	5	1	0	0	IR	IR	IR	IR	IR	0	0	4	0	0	**10**	**2%**
Pierschbacher, Ross	X	X	X	X	X	X	X	X	X	X	X	X	X	4	3	2	**9**	**2%**
Williams, Trevor	PS	0	9	IR	IR	IR	X	X	X	X	X	X	X	X	X	X	**9**	**2%**
Toth, Brett	X	X	X	X	EX	0	0	1	IA	IA	DNP	DNP	DNP	1	3	2	**7**	**2%**
Arcega-Whiteside, J.J.	0	0	0	IA	0	0	1	0	IA	CV	CV	IA	DNP	IA	IA	5	**6**	**1%**
Holyfield, Elijah	PS	PS	PS	PS	PS	PS	PS	PS	PS	5	PS	PS	PS	PS	PS	PS	**5**	**1%**
Brown, Jamon	X	IA	IA	DNP	DNP	1	3	PS	PS	PS	PS	PS	X	X	X	X	**4**	**1%**
Jackson, DeSean	0	0	1	IA	IA	IA	1	IR	IR	IR	IR	IR	IR	IR	0	IA	**2**	**1%**
Wanogho, Prince Tega	PS	PS	PS	PS	PS	PS	PS	PS	PS	PS	PS	PS	PS	PS	PS	PS	**2**	**1%**
Johnson, Lane	0	1	0	0	0	IA	0	IA	0	0	IA	IR	IR	IR	IR	IR	**1**	**1%**