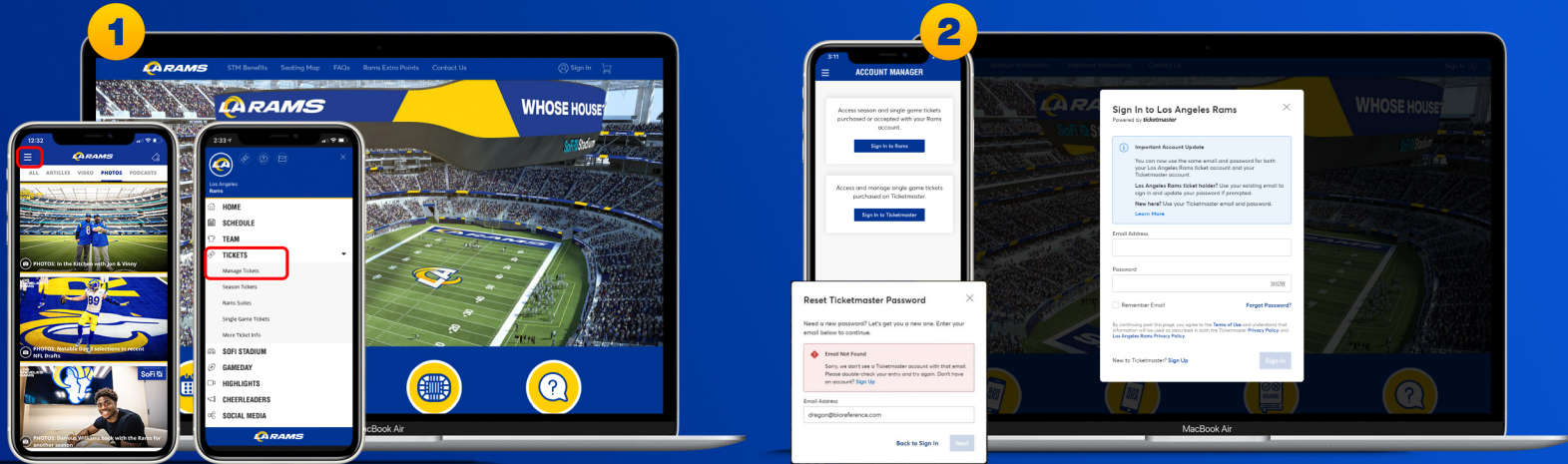


Mobile Ticketing How-To Guide

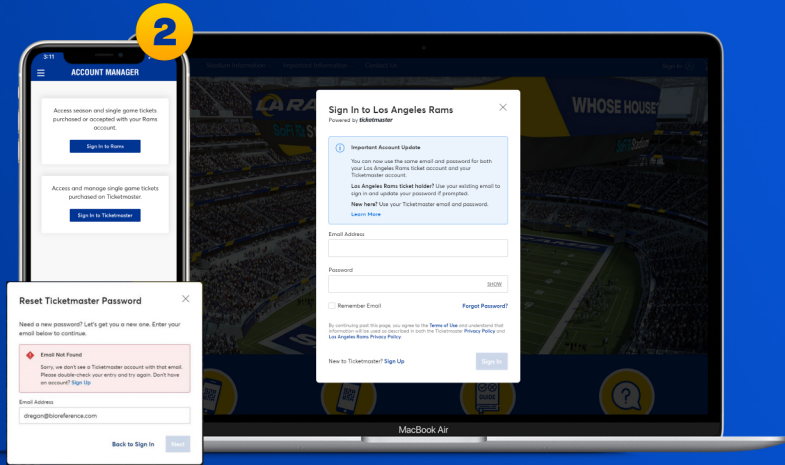
How To Post Your Ticket For Resale

Mobile Tickets Are Required for Rams Home Games.




Download the Rams mobile app, click on the three horizontal lines in the top left corner to view more options and select "Tickets" then the drop down arrow to "Manage Tickets"

Or visit therams.com/am.




Enter your email address and password associated with your Rams account, then "Sign In". If this is your first time signing in, select "Forgot Password?" to reset your password. If you receive this message, select "Sign Up" and enter your information. It will create you a Ticketmaster account. Once your information is entered, you'll be able to access your Rams Account Manager.

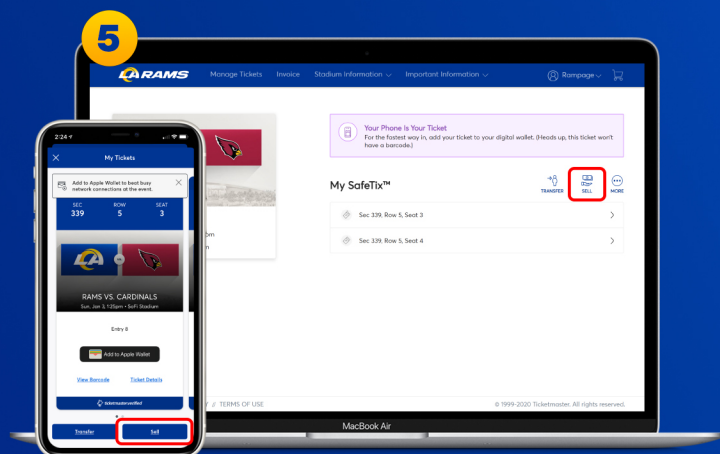


Once you sign in, your tickets will appear in your account.

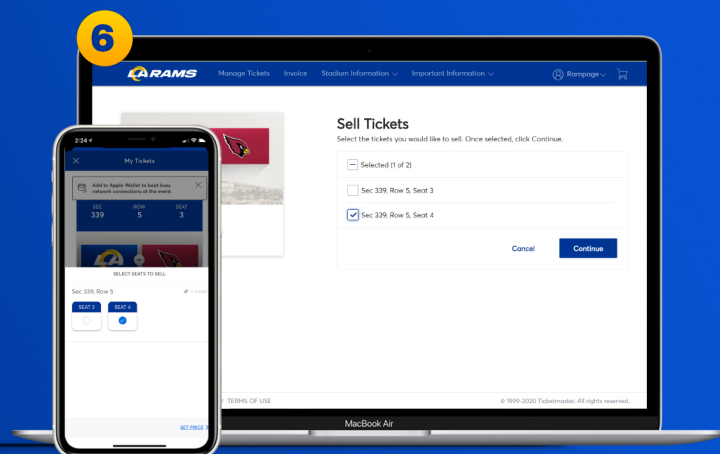
On the webpage you will be prompted with two options. Select "Manage Tickets".



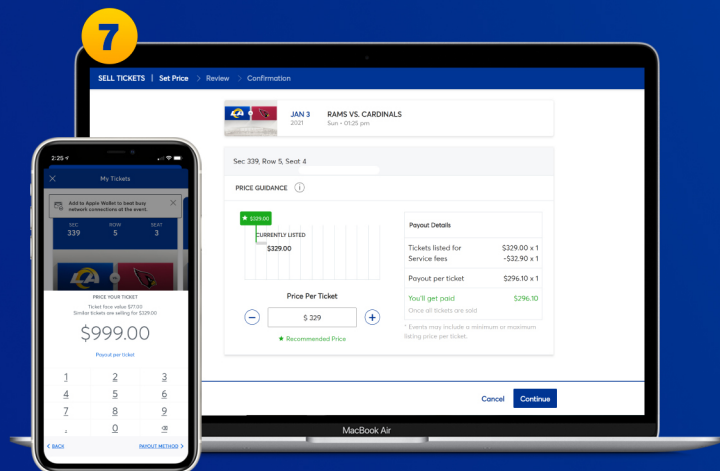
On both mobile and web, select the tickets of the game you would like to post for resale.



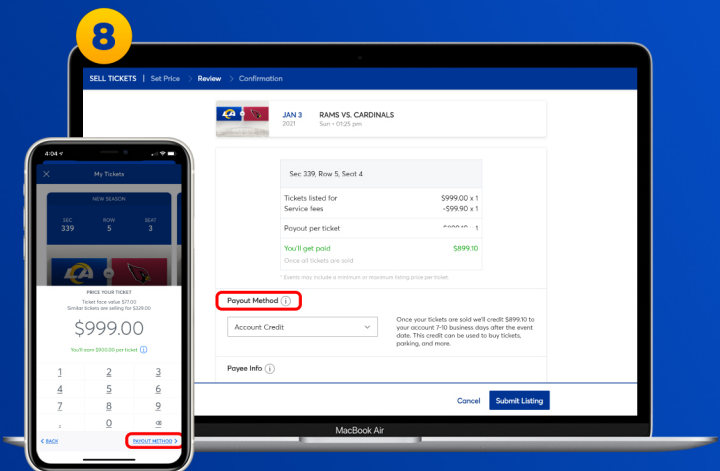
All of your tickets eligible to post for resale will show a “Sell” button. Select “Sell”.



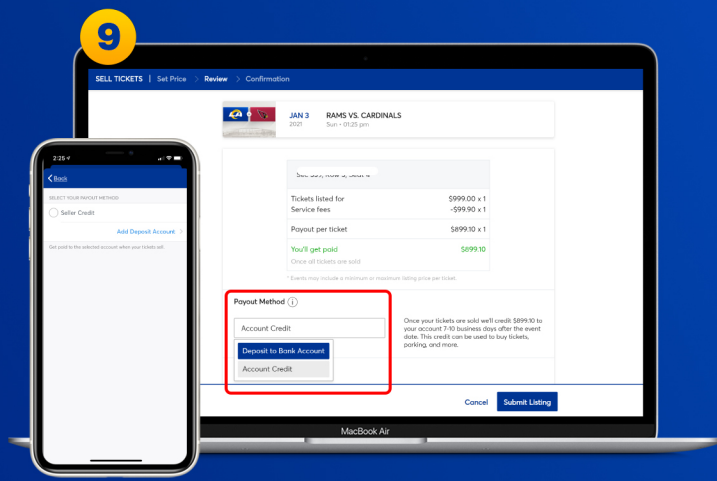
On mobile, select the tickets you would like to post for resale, then select “Set Price”. For desktop, select the tickets you would like to post for resale, then “Continue”.



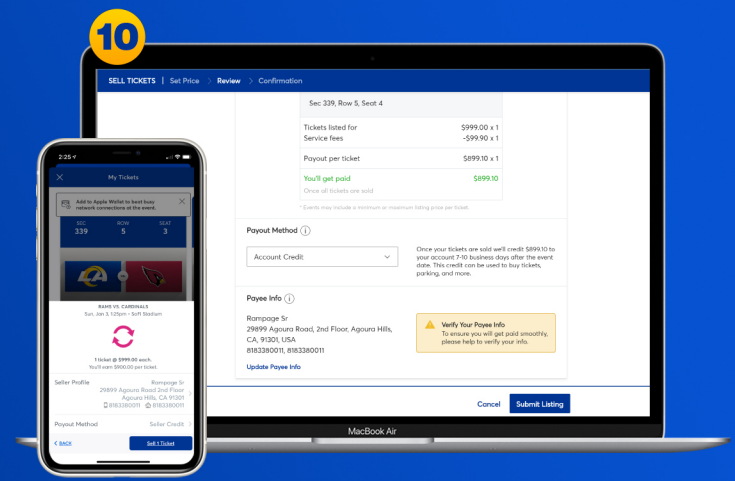
On both desktop and mobile, a ticket recommendation price will appear. Enter the price you would like to sell your tickets for.



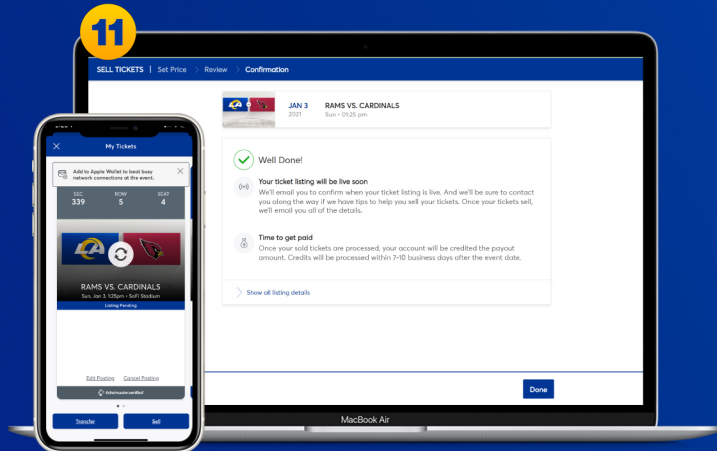
On both mobile and desktop, you can view your “Payout per ticket”.



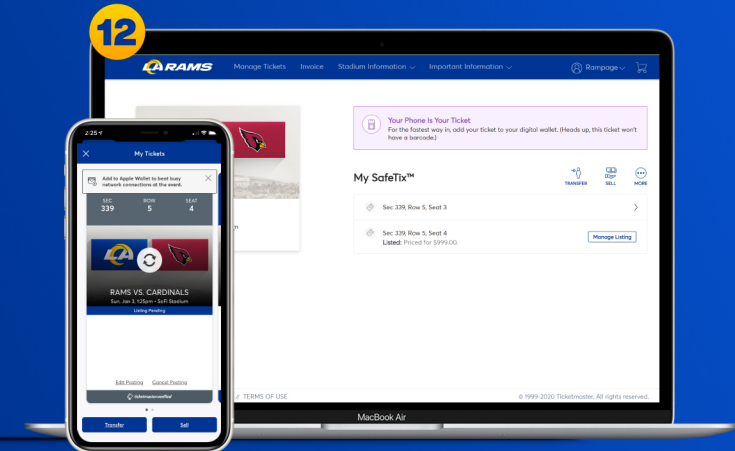
On both mobile and desktop, select your preferred payment method: “Seller Credit” (which will live on your Rams Account to be applied toward your Rams Season Tickets) or “Deposit to Bank Account” (you will need to enter your bank information to receive your funds”).



On both mobile and desktop, once you select your payment method, review your ticket posting. When you are ready to sell your ticket, select “Sell Ticket” or “Submit Listing”.



On both mobile and desktop, select your preferred payment method: “Seller Credit” (which will live on your Rams Account to be applied toward your Rams Season Tickets) or “Deposit to Bank Account” (you will need to enter your bank information to receive your funds”).



On mobile, you can view which tickets are posted for resale, or “Manage Listing” on your desktop. You can change your ticket price by “Edit Posting” or “Cancel Posting” to use your ticket for entry to the stadium.

Once your tickets are sold, we'll credit or deposit (payout method) the amount to your account 7-10 business days after the event date.

Have Your Barcode Ready When You Get to Your Gate

*Please turn phone brightness up before scanning barcode

We encourage you to download and utilize the Rams mobile app to stay up-to-date with news as well as **CLAIM, VIEW, TRANSFER** or **SELL** your tickets.