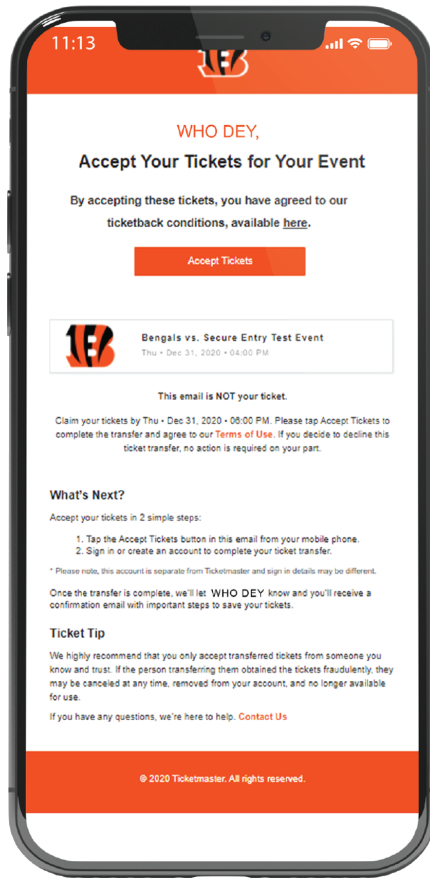




2021 MY BENGALS TICKETS - TICKET RECIPIENT GUIDE



1. YOU WILL RECEIVE AN EMAIL LIKE TO THE LEFT

2. CLICK "ACCEPT TICKETS"

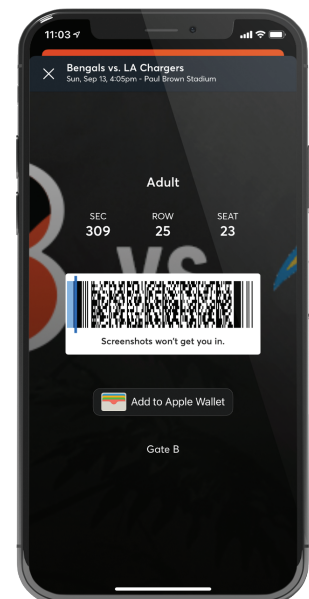
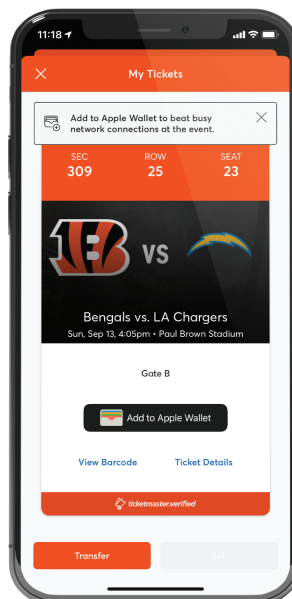
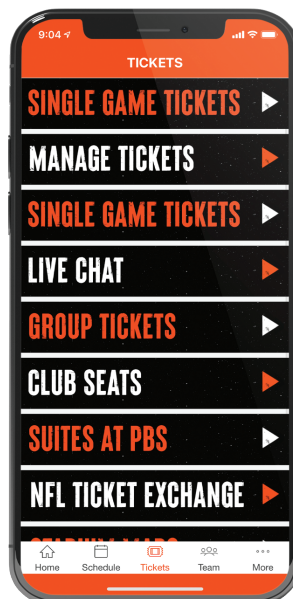
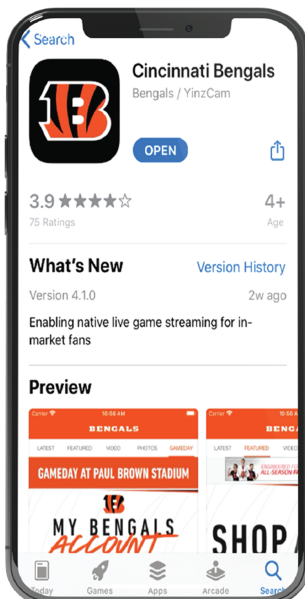
3. LOG IN OR CREATE A MY BENGALS TICKETS ACCOUNT

4. ONCE YOU ARE LOGGED IN, SELECT THE GAME YOU RECEIVED TICKETS FOR AND SELECT THE TICKET YOU'D LIKE TO ACCESS

5. THE TICKET SHOULD OPEN AND INCLUDE A BARCODE WITH A BLUE LINE SCANNING ACROSS

6. THIS IS YOUR TICKET. EITHER BOOKMARK THAT PAGE ON YOUR PHONE'S BROWSER OR CLICK "ADD TO APPLE WALLET" IF YOU HAVE AN IPHONE. THIS WILL PULL UP THE TICKET AUTOMATICALLY WHEN YOU ARE NEAR THE STADIUM

MOBILE APP OPTION



7. DOWNLOAD THE "CINCINNATI BENGALS" APP ON THE APPLE STORE OR GOOGLE PLAY, AND SIGN INTO THE ACCOUNT YOU JUST CREATED

8. MANAGE TICKETS -> (SELECT GAME) -> SCROLL LEFT/RIGHT TO VIEW TICKETS -> VIEW BARCODE