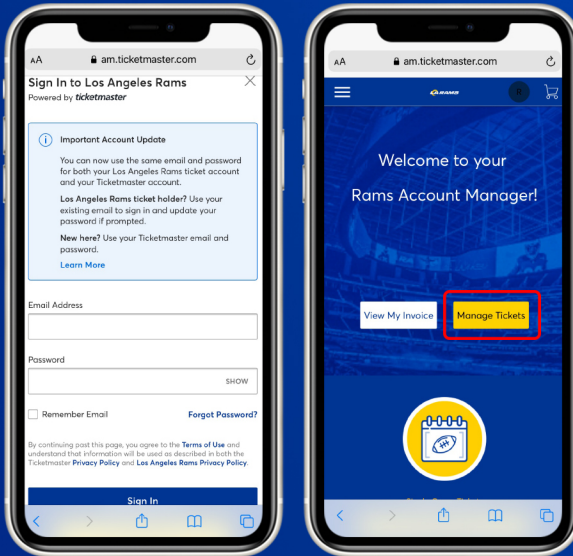


Mobile Ticketing How-To Guide

How to Donate Your Ticket

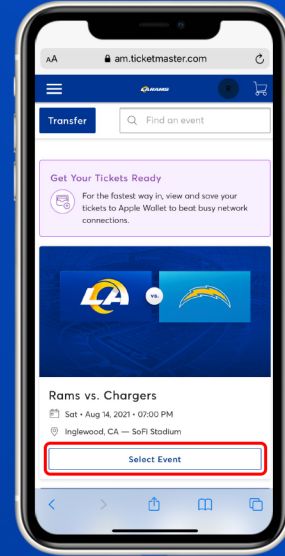
Mobile Tickets Are Required for the 2021 Season. You can only donate your tickets through your Rams Account Manager via desktop or mobile web browser.

1



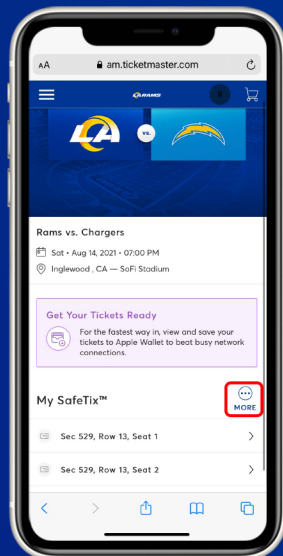
Sign in to your Rams Account Manager with your email and password via web browser on your desktop or mobile phone. Select 'Manage Tickets' to view your game tickets.

2



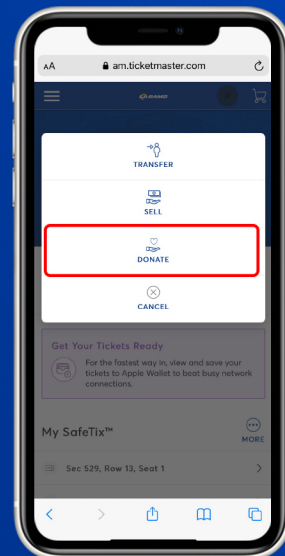
Select the game you would like to donate, then "Select Event".

3



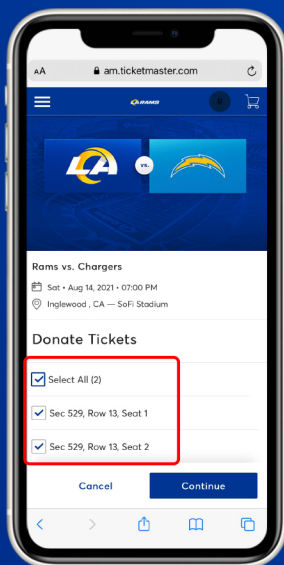
Once you select the game, click on the three dots under 'More'.

4



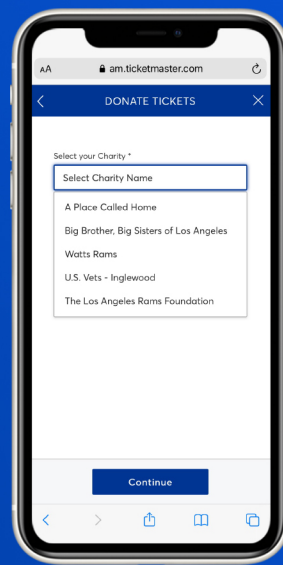
Click 'Donate' to begin the donation process.

5



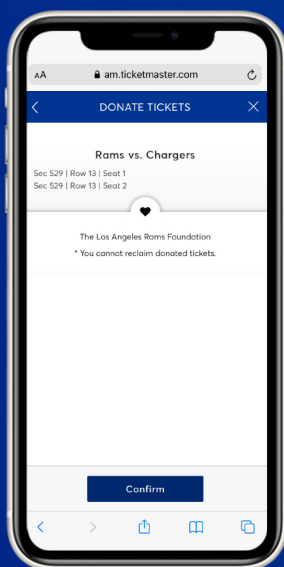
Select the Section, Row and Seats of the ticket(s) you would like to donate, then 'Continue'.

6



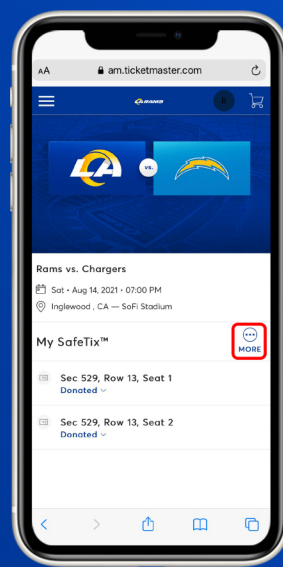
View and select the charity you would like to donate your ticket(s) to, then 'Continue'.

7



Review and "Confirm" the tickets you would like to donate. You cannot reclaim donated tickets.

8



Once your tickets have been donated, you will receive a confirmation email.

Have Your Barcode Ready When You Get to Your Gate

*Please turn phone brightness up before scanning barcode

We encourage you to download and utilize the Rams mobile app to stay up-to-date with news as well as **CLAIM, VIEW, TRANSFER, SELL or DONATE** your tickets.