

MOBILE TICKETING

All season tickets and parking passes will be mobile this season. The Houston Texans app is a one stop shop! Download now and log in using the email address and password associated with your Texans account manager to get started!

★ HELPFUL GAMEDAY TIPS ★

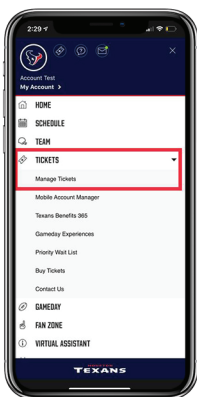
- Download the Houston Texans Mobile App
- Have your phone set to the highest brightness level
- Make sure you have a full battery charge before you head to the stadium
- If you are attending with guests, transfer (forward) each person their own ticket in advance



Scan the QR code with your phone for more information!

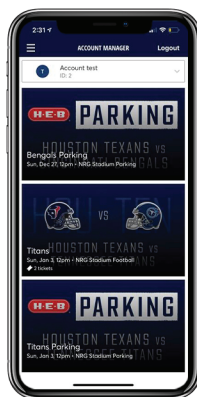


HOW TO ACCESS YOUR TICKET



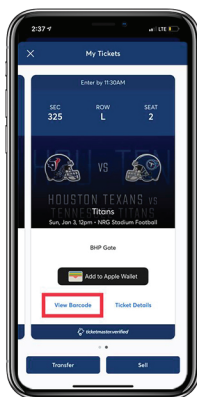
STEP 1

Open the Houston Texans App and click the menu in the top left corner.



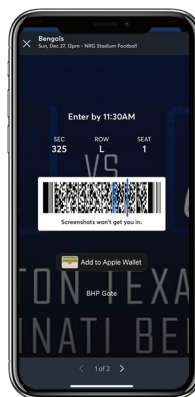
STEP 2

Select TICKETS/MANAGE TICKETS. You will need to log in with your Texans Account Manager email and password.



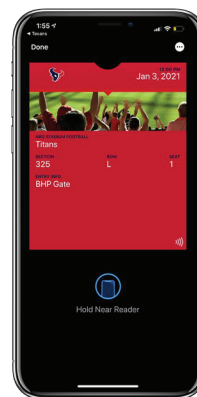
STEP 3

Click VIEW BARCODE



STEP 4

Show this screen to the scanner on Gameday



STEP 4

(Optional): You also have the option to click ADD TO WALLET and pull the ticket up in your Wallet App

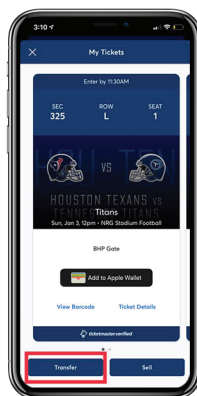
HOW TO TRANSFER



STEP 1

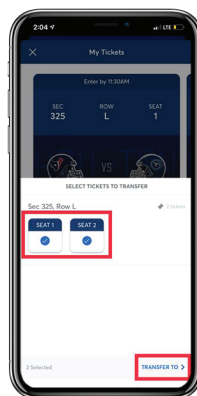
Once you are signed in, your screen will list all your games for the 2020 Texans season.

Select the card for the game that you would like to transfer.



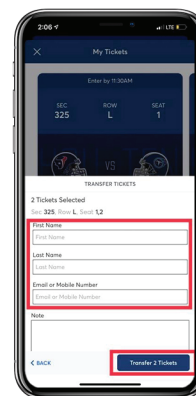
STEP 2

Tap TRANSFER.



STEP 3

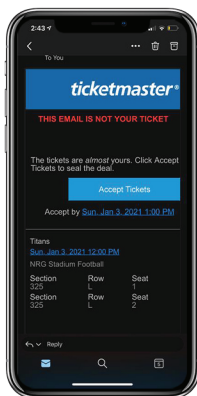
Select the tickets that you would like to transfer and tap TRANSFER TO at the bottom of your screen



STEP 4

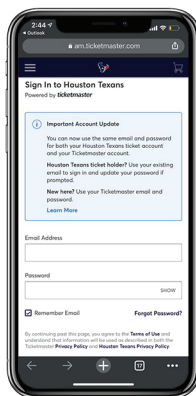
Choose a recipient from your smart phone's address book or manually enter their information to transfer the tickets.

HOW TO ACCEPT



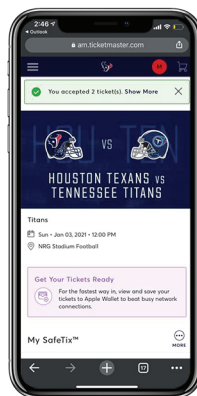
STEP 1

Click on ACCEPT TICKETS in the email or text message received.



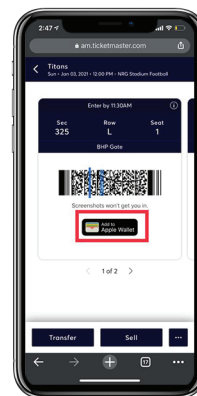
STEP 2

Sign up/sign into your Texans account manager via mobile web to accept and view your tickets. Please Note: You must login with your email the invite was sent to. If you don't have an account under that address, please create one.



STEP 3

You can now access your tickets by selecting them.



STEP 4

Show this screen to the scanner upon entry to the stadium or you can add the ticket to your Wallet.