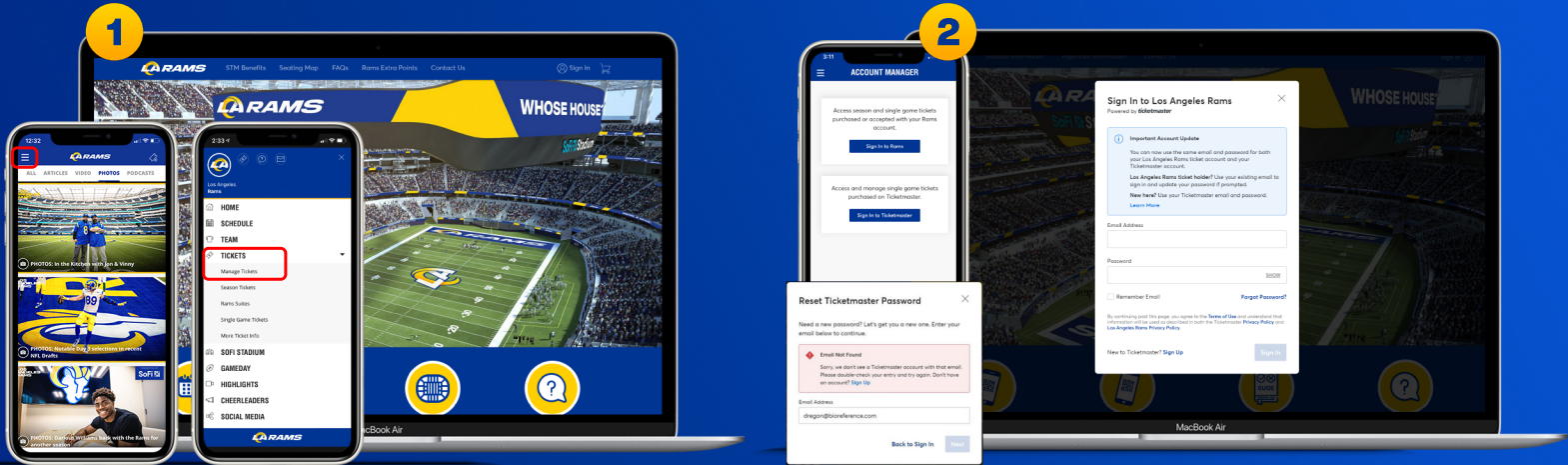


# Mobile Ticketing How-To Guide

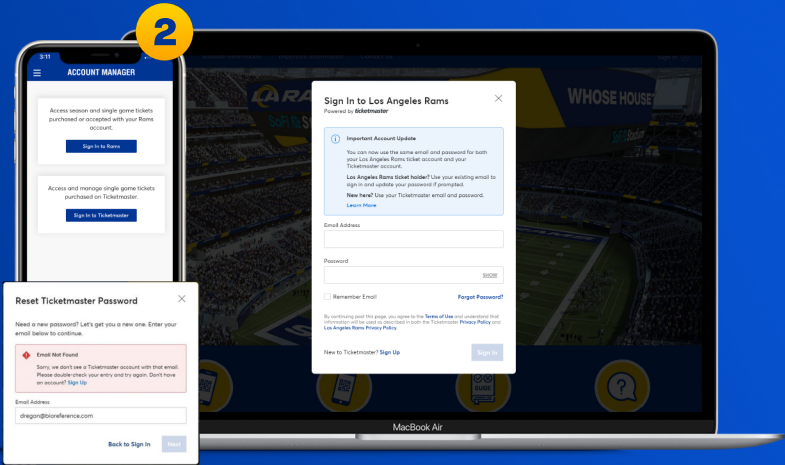
## How to Transfer Your Ticket

Mobile Tickets Are Required for the 2020 Season




Download the Rams mobile app, click on the three horizontal lines in the top left corner to view more options and select “Tickets” then the drop down arrow to “Manage Tickets”

Or visit [therams.com/am](https://therams.com/am).



Enter your email address and password associated with your Rams account, then “Sign In”. If this is your first time signing in, select “Forgot Password?” to reset your password. If you receive this message, select “Sign Up” and enter your information. It will create you a Ticketmaster account. Once your information is entered, you’ll be able to access your Rams Account Manager.

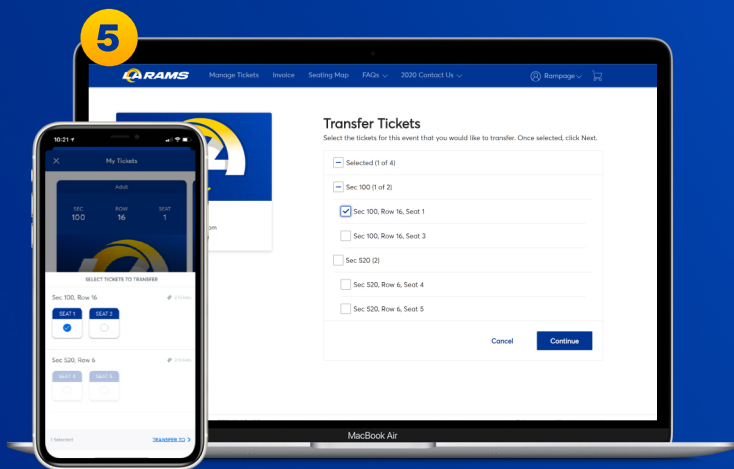


Once you sign in, your tickets will appear in your account.

On the webpage you will be prompted with two options. Select “Manage Tickets”.

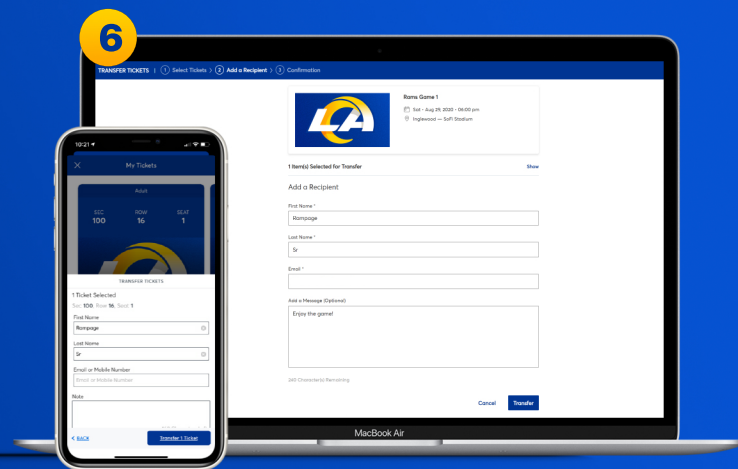
On both mobile and web, select the tickets of the game you would like to transfer. Both will prompt with an option to transfer. Select “Transfer Tickets”.



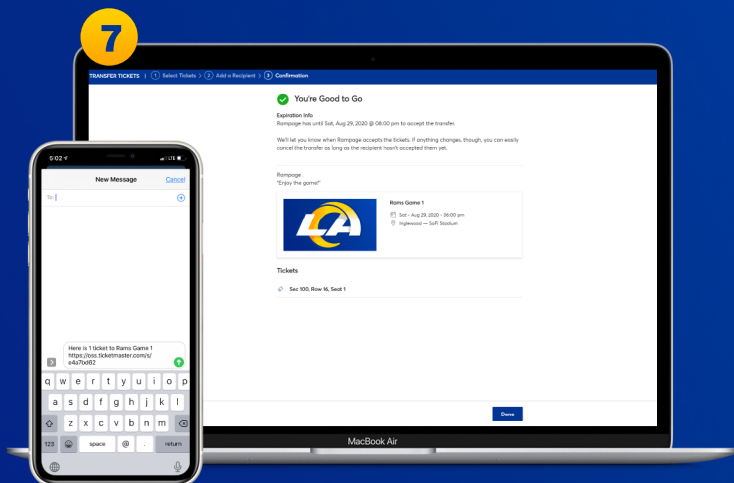


All of your tickets eligible for transfer will appear. On mobile, select the ticket(s) you would like to transfer then click “Transfer To”.

Or for desktop, select the ticket(s) you would like to transfer then click “Next”.




You will be able to review your recipients First Name, Last Name and Email. For app, you will be given the option of entering a Mobile Number. Then select “Transfer 1 Ticket” or “Transfer”.



On mobile, if you input your recipients phone number, a text message will appear with a preloaded text message that links to the transferred ticket. Select send to complete transfer

On the webpage you will be presented with a “You’re Good to Go” screen when your tickets have successfully transferred. Select “Done” to go back to your Account Manager.



Should you choose to **CANCEL** the transfer, select “Cancel Transfer”. You will be prompted to confirm the cancellation. To confirm, select “Yes” on mobile and “Cancel Transfer” on the webpage. To exit, select “No” on mobile and “Not now” on the desktop.

If you cancel the transfer, the ticket will reappear in your account where you will be able to view the barcode on gameday or transfer elsewhere.

**Have Your Barcode Ready When You Get to Your Gate**

\*Please turn phone brightness up before scanning barcode

We encourage you to download and utilize the Rams mobile app to stay up-to-date with news as well as **CLAIM, VIEW, TRANSFER, SELL** or **DONATE** your tickets.