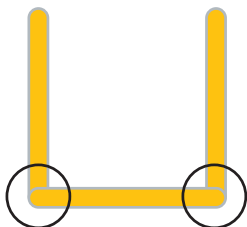


FINGER FOOTBALL CRAFT

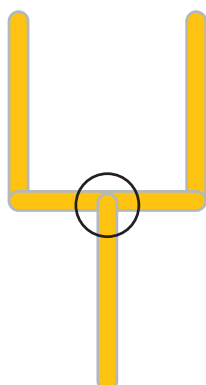
FOR THIS CRAFT YOU WILL NEED:

4 POPSICLE STICKS, GLUE, PLAYDOUGH AND 1 SHEET OF PRINTER PAPER.

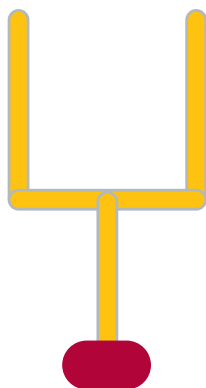
1 GLUE THREE POPSICLE STICKS INTO A "U" SHAPE.



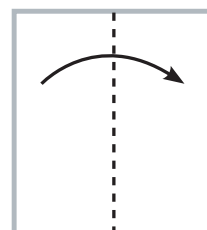
2 GLUE THE LAST STICK IN THE MIDDLE.



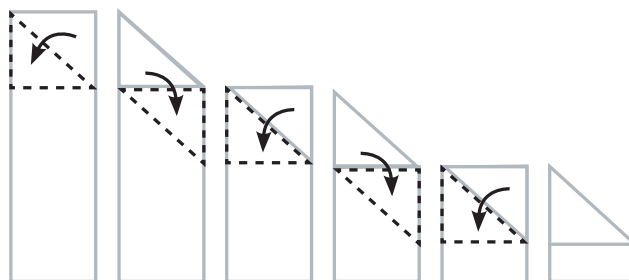
3 STICK GOAL POST IN PLAYDOUGH TO KEEP UP RIGHT.



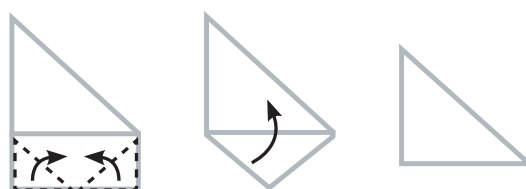
4 FOLD ONE PIECE OF PRINTER PAPER IN HALF.



5 FOLD TOP CORNER DOWN. THEN REPEAT ALL THE WAY DOWN UNTIL YOU HAVE A SMALL RECTANGLE LEFT.



6 FOLD IN THE CORNERS OF THE RECTANGLE AND TUCK IT INSIDE.



7 CHALLENGE YOUR FAMILY AND SEE HOW MANY FIELD GOALS YOU CAN GET IN A ROW!

