



JIMMY GAROPPOLO

10

QB

6-2 * 225 * EASTERN ILLINOIS

11.2.91 * ARLINGTON HEIGHTS, IL * 7TH YEAR * ACQUIRED TR IN '17-NE

AWARDS & HONORS

- 2017:** FedEx Air Player of the Week (Week 15), Castrol EDGE Clutch Performer of the Week (Week 15 & Week 16)
- 2019:** NFC Offensive Player of the Week (Week 14), *Sporting News* Comeback Player of the Year

2020 HIGHLIGHTS

- Connected with RB Raheem Mostert on a 76-yd. TD pass vs. Arz. (9/13), the longest pass of his career.
- Finished the game at NYJ (9/20) completing 14 of 16 atts. (87.5 pct.) for 131 yds. and 2 TDs (140.4 rating). His 87.5 completion percentage is the highest of his career. With the win, he is 5-0 in his career when following a loss. According to ESPN Stats & Info, since 2014, he is the only undefeated QB after a loss (minimum 5 starts).
- Completed 23 of 33 atts. for 268 yds., 3 TDs and a QB rating of 124.3 vs. LAR (10/18). Threw 3 TD passes in the first half, marking the 3rd time he has done so in his career and first time since 2019 [3 at Arz. [10/31/19]].

CAREER HIGHLIGHTS

- With a 34-31 victory vs. LAR (12/21/19) Garoppolo improved to 20-5 as a starter in the NFL, becoming the 6th QB in the Super Bowl era to win at least 20 of his first 25 career starts.

MOST QB WINS THROUGH 25 CAREER STARTS, SUPER BOWL ERA

Player	Wins
1. Ben Roethlisberger, Pit.	22
2. Dan Marino, Mia.	21
3t. Jimmy Garoppolo, NE/SF	20
Pat Haden, LAR	20
Roger Staubach, Dal.	20
Kurt Warner, StL	20

GAROPPOLO'S GOLDEN NUGGETS

- Is a two-time Super Bowl champion (XLIX & LI) as a member of the New England Patriots.
- Registered 13,089 yards in total offense at Eastern Illinois, joining New Orleans Saints head coach Sean Payton (10,298 yards; 1983-86) as the only players in EIU history to generate at least 10,000 yards in total offense.
- Following his senior season at Eastern Illinois in 2013, was named the Walter Payton Award winner. The Award is given to the most outstanding offensive player in the Division I Football Championship Subdivision.
- In addition to Garoppolo, Eastern Illinois has produced a fair share of NFL products including Mike Shanahan, former Super Bowl winning NFL head coach and father of current 49ers head coach Kyle Shanahan, Chicago Bears general manager Ryan Pace, New Orleans Saints head coach Sean Payton and former Dallas Cowboys QB and current TV analyst Tony Romo.
- Brother, Mike, played linebacker at Western Illinois (2007-11).

GAROPPOLO'S GAME-BY-GAME

2020	Date	Opp	W/L	P/S	Att	Cmp	Pct	Yds	TD	Int	Lg	Sk/Yds	Rtg	Rsh	Yds	TD	Total Net Yds.	Pct. Offense
	Sep 13	Arz	L	1/1	33	19	57.6	259	2	0	76t	3/16	103.0	1	9	0	252	68.9
	Sep 20	at NYJ	W	1/1	16	14	87.5	131	2	0	18t	1/8	140.4	0	0	0	123	34.3
	Sep 27	at NYG	W	—	—	—	—	—	—	—	INACTIVE (Ankle)	—	—	—	—	—	—	—
	Oct 4	Phi	L	—	—	—	—	—	—	—	INACTIVE (Ankle)	—	—	—	—	—	—	—
	Oct 11	Mia	L	1/1	17	7	41.2	77	0	2	20	3/23	15.7	0	0	0	54	20.8
	Oct 18	LAR	W	1/1	33	23	69.7	268	3	0	44t	0/0	124.3	4	8	0	276	70.8
	Oct 25	at NE	W	1/1	25	20	80.0	277	0	2	35	1/7	79.5	1	4	0	274	58.7
	Nov 1	at Sea	L	1/1	16	11	68.8	84	0	1	19	3/23	55.2	4	4	0	65	18.5
PLACED ON INJURED RESERVE (Ankle) ON 11/5																		
	Nov 5	GB	L	—	—	—	—	—	—	—	INJURED RESERVE (Ankle)	—	—	—	—	—	—	—
	Nov 15	at NO	L	—	—	—	—	—	—	—	INJURED RESERVE (Ankle)	—	—	—	—	—	—	—
	Nov 29	at LAR	W	—	—	—	—	—	—	—	INJURED RESERVE (Ankle)	—	—	—	—	—	—	—
	Dec 7	Buf	L	—	—	—	—	—	—	—	INJURED RESERVE (Ankle)	—	—	—	—	—	—	—
	Dec 13	Was	L	—	—	—	—	—	—	—	INJURED RESERVE (Ankle)	—	—	—	—	—	—	—
	Dec 20	at Dal	L	—	—	—	—	—	—	—	INJURED RESERVE (Ankle)	—	—	—	—	—	—	—
	Dec 26	at Arz	—	—	—	—	—	—	—	—	—	—	—	—	—	—	—	—
	Jan 3	Sea	—	—	—	—	—	—	—	—	—	—	—	—	—	—	—	—
TOTALS				6/6	140	94	67.1	1,096	7	5	76t	11/77	92.4	10	25	0	1,044	20.1

CAREER HIGHLIGHTS (CONTINUED)

- His 67.5 career completion percentage as a member of the 49ers ranks 1st in franchise history (min. 500 atts.).
- With wins in each of his 1st five starts with the 49ers [15-14 at Chi. (12/3/17); 26-16 at Hou. (12/10/17); 25-23 vs. Ten. (12/17/17); 44-33 vs. Jax. (12/24/17); 34-13 at LAR (12/31)], he became the 1st 49ers QB since the merger in 1970 to win each of his 1st five starts with the team.
- With a 98.1 career quarterback rating as a member of the 49ers, Garoppolo ranks 2nd in franchise history (min. 500 atts.).
- His 8.3 career average yds. per attempt as a 49er ranks 1st in franchise history (min. 500 atts.).
- His 1,542 passing yds. in his 1st five starts with the team are the most by a 49ers QB in his 1st five starts in franchise history and ranks 4th among all QBs in their 1st five starts with a new team since the merger in 1970.

HIGHEST CAREER COMP. PCT., FRANCHISE HISTORY [MIN. 500 ATTS.]

Player	Comp. %
1. Jimmy Garoppolo	67.5
2. Steve Young	65.8
3. Nick Mullens	64.9
4. Joe Montana	63.7
5. Shaun Hill	61.7

HIGHEST CAREER QB RATING, FRANCHISE HISTORY [MIN. 500 ATTS.]

Player	QB Rating
1. Steve Young	101.4
2. Jimmy Garoppolo	98.1
3. Joe Montana	93.5
4. Colin Kaepernick	88.9
5. Jeff Garcia	88.3

HIGHEST CAREER AVG. YDS./ATT., FRANCHISE HISTORY [MIN. 500 ATTS.]

Player	Yds./Att.
1. Jimmy Garoppolo	8.3
2. Steve Young	8.2
3. Nick Mullens	8.0
4. Joe Montana	7.6
5. Y.A. Tittle	7.3

MOST PASSING YDS. BY A 49ERS QB IN 1ST 5 STARTS, FRANCHISE HISTORY

Player	Atts.	Comps.	Pct.	Yds.	TDs	INTs
1. Jimmy Garoppolo	176	118	67.0	1,542	6	5
2. Nick Mullens	174	111	63.8	1,479	9	6
3. Jeff Kemp	166	103	62.0	1,385	10	4
4. Elvis Grbac	164	117	71.3	1,376	8	4
5. Steve Bono	185	105	56.8	1,251	7	3

MOST PASSING YDS. IN 1ST 5 STARTS WITH A TEAM, SINCE 1970

Player	Team	Year	Yds.
1. Drew Bledsoe	Buffalo	2002	1,762
2. Trent Green	St. Louis	2000	1,668
3. Cam Newton	Carolina	2011	1,610
4. Jimmy Garoppolo	San Francisco	2017	1,542
5. Kirk Cousins	Washington	2012-14	1,503

- According to the Elias Sports Bureau, Garoppolo is 1 of 5 QBs to win their 1st seven NFL starts since the merger in 1970.

MOST CONSECUTIVE WINS BY A QB TO START HIS CAREER, SINCE 1970

Player	Wins
1. Ben Roethlisberger	15
2. Mike Tomczak	10
3t. Jimmy Garoppolo	7
Dieter Brock	7
Daunte Culpepper	7

- With wins at Chi. (12/3/17), at Hou. (12/10/17) and at LAR (12/31/17), he is the 3rd 49ers QB since the merger in 1970 to win each of his 1st three road starts. QB Elvis Grbac won each of his 1st four road starts from 1995-96 and QB Jim Plunkett won his 1st three starts on the road in 1976.
- In his 1st start as a member of the 49ers, completed 26 of 37 atts. for a career-high 293 yds. at Chi. (12/3/17). According to the Elias Sports Bureau, his 293 passing yds. set the franchise record for most passing yds. by a player in his 1st start with the team.
- His 2,038 passing yds. through his 1st seven NFL starts ranks 5th among all QBs since the merger in 1970.


MOST PASSING YDS. IN 1ST 7 CAREER STARTS, SINCE 1970

Player	Year	Yds.
1. Billy Volek	2003-04	2,305
2. Patrick Mahomes	2017-18	2,149
3. Cam Newton	2011	2,103
4. Kirk Cousins	2012-14	2,043
5. Jimmy Garoppolo	2016-17	2,038


- Became just the 5th QB in the last 30 years to make his 1st regular season start in a season-opening night game (9/11/16 vs. Arz.). Packers QB Aaron Rodgers was the last (2008, win vs. Minnesota), with Chargers QB Philip Rivers (2006) and former NFL QBs David Carr (2002) and Brian Griese (1999) before him. He finished 24 of 33 for 264 yds. and 1 TD.

GOLDMINE

- As a kid in suburban Chicago, Garoppolo and his three brothers occasionally rose early to join their dad, Tony, at his job. Tony is now a retired union electrician, with his career spanning more than 40 years. Tony instilled his work ethic into Jimmy. "But it was that blue-collar mentality. When you're raised like that, you don't know any different. All I knew was hard work, and it translates over to football." In May of 2019, Jimmy and Tony went to the Silicon Valley Career Technical Education Center in San Jose to speak to and congratulate over 90 recent high school graduates who decided to pursue a career in a skilled trade. A take on national signing day for high school athletes, each person would sign papers at a table, be rewarded with a cap and announce at the podium what trade they would follow. The event encourages students to take up a skill trade, something that doesn't require a four-year university. "This can help set the path earlier in kids' lives — they want to be in trades and they can get started in high school," Garoppolo said. "It can require a blue-collar mentality, and some people don't have that — but I'm glad I grew up that way."



- During Week 13 of the 2020 season, 49ers players wore custom cleats as a part of the NFL's annual My Cause, My Cleats campaign. Garoppolo and his teammates highlighted their respective causes, with Garoppolo representing the Cal Fire Benevolent Foundation.



GOLDMINE (CONTINUED)


- NFL players had the opportunity to participate in the NFL's annual My Cause, My Cleats campaign during Week 14 of the 2019 season. Garoppolo and his teammates represented their respective causes with custom-designed cleats in an effort to raise awareness and funding. Garoppolo represented Make-A-Wish Greater Bay Area, and said, "I play for the kids who inspire me with their strength and courage."
- Garoppolo continued his giving theme in 2019, partnering with Men's Wearhouse on a suit drive, asking for donations of gently used suits, shirts, jackets, ties, slacks and shoes. The professional attire for men and women were passed along to local non-profit organizations, who provided them to those looking to re-enter the workplace. Done along with résumé-writing workshops, interview preparation courses and employment training programs, the objective is to create a confident job candidate, someone who shows up for an interview feeling well-prepared and looking the part. "It's kind of related to the football mentality of, look-good, feel-good, play-good," Garoppolo said of the drive. "You go in there with a suit and you're feeling good about yourself and your confidence is up, obviously you're going to perform better."
- Prior to Week 2's matchup in Cincinnati during the 2019 season, the 49ers spent time in Youngstown, OH, where they participated in the Community Blitz. Garoppolo and some of his teammates visited the Akron Children's hospital as players went from room to room to visit and meet some of the young patients.



- In May of 2016, Garoppolo, in partnership with AccessSportAmerica, volunteered at a football clinic for disabled high school students at Harvard Stadium. During the clinic, Garoppolo gave tips to participants on passing, blocking and other essential football skills. Garoppolo enjoyed the clinic so much, he returned to Harvard Stadium again in 2017 to hang out with the AccessSportAmerica students. Garoppolo said he felt honored to volunteer with AccessSportAmerica, and contribute to their efforts to inspire higher function and fitness for people living with challenges and disabilities through high-challenge sports and training.



- Garoppolo has quickly become integrated with the Bay Area and its sports franchises. Prior to Game 3 of the NHL's 2018 Western Conference Semifinals between the San Jose Sharks and Vegas Golden Knights, Garoppolo was asked to be the "honorary locker room door opener" at SAP Center in San Jose. The Sharks ask celebrities and well-respected sports figures to be the ceremonial door opener as the team heads out for final warmups and pregame introductions.
- For fans traveling to the San Francisco Zoo, they can keep an eye out for one of the zoo's snow leopards, Jimmy G, whom the zoo chose to name after the 49ers quarterback. The zoo received both a male and female snow leopard in early 2018 and quickly found a new name. You can find Jimmy G in the enclosure outside the Lion House near the Lion Fountain.



- During the 2019 offseason, members of the 49ers took part in the Second Annual Picnic on the Field, located on the Levi's Stadium field. Garoppolo and his teammates spent the day taking pictures with fans, who enjoyed music, food and games in support of the 49ers Foundation. The foundation, in conjunction with NFL Huddle for 100, partnered with Amazon to fill 1,000 backpacks full of school supplies. Fans and players joined together to assemble the packs, which were distributed throughout the community to children in need.



GAROPPOLO'S CAREER STATISTICS

				PASSING										RUSHING				
YEAR	TEAM	GP	GS	ATT	CMP	PCT	YDS	TD	INT	LG	SK	LST	RTG	ATT	YDS	AVG	LG	TD
2014	NE	6	0	27	19	70.4	182	1	0	37	5	36	101.2	10	9	0.9	9	0
2015	NE	5	0	4	1	25.0	6	0	0	6	0	0	39.6	5	-5	-1.0	-1	0
2016	NE	6	2	63	43	68.3	502	4	0	37t	3	15	113.3	10	6	0.6	10	0
2017	NE/SF	6	5	178	120	67.4	1,560	7	5	61	8	57	96.2	15	11	0.7	8	1
2018	SF	3	3	89	53	59.6	718	5	3	56	13	97	90.0	8	33	4.1	13	0
2019	SF	16	16	476	329	69.1	3,978	27	13	75t	36	237	102.0	46	62	1.3	13	1
2020	SF	6	6	140	94	67.1	1,096	7	5	76t	11	77	92.4	10	25	2.5	9	0
TOTALS		48	32	977	659	67.5	8,042	51	26	76t	76	519	98.9	104	141	1.4	13	2

PLAYOFFS

YEAR	TEAM	GP	GS	PASSING										RUSHING				
				ATT	CMP	PCT	YDS	TD	INT	LG	SK	LST	RTG	ATT	YDS	AVG	LG	TD
2014	NE	1	0	0	0	—	0	0	0	—	0	0	0.0	0	0	—	—	0
2015	NE	0	0	0	0	—	0	0	0	—	0	0	0.0	0	0	—	—	0
2016	NE	0	0	0	0	—	0	0	0	—	0	0	0.0	0	0	—	—	0
2019	SF	3	3	58	37	63.8	427	2	3	30	4	26	75.9	10	1	0.1	3	0
TOTALS		4	3	58	37	63.8	427	2	3	30	4	26	75.9	10	1	0.1	3	0

Additional Statistics:

Fumbles-Lost – 13-5: 2016 (2-1); 2017 (1-0); 2018 (1-0); 2019 (7-4); 2020 (2-0)

Receptions – 2: 2016 (1); 2017 (1)

Receiving Yards – (-3): 2016 (3); 2017 (-6)

Tackles – 1: 2017 (1)

Fumble Recoveries – 2: 2018 (1); 2019 (1)

Milestones:

NFL Debut: at KC (9/29/14); **First Start:** at Arz. (9/11/16); **First Passing TD:** Regular Season – at KC (9/29/14 – 13-yd. pass to TE Rob Gronkowski);

Postseason – vs. Min. (1/11/20 – 3-yd. pass to WR Kendrick Bourne); **First 300-Yd. Game:** Regular Season – at Hou. (12/10/17 – 334 yds.); **300-Yd.**

Games: Regular Season – 5, Last at NO (12/8/19 – 349 yds.); **First Rushing TD:** Regular Season – vs. Jax. (12/24/17 – 1-yd. run); **First 400-Yd. Game:** Regular Season – vs. Arz. (11/17/19 – 424 yds.)

GAROPPOLO'S CAREER 300-YARD PASSING GAMES (5)

Date	Opp	Att	Cmp	Yds	TD	Date	Opp	Att	Cmp	Yds	TD
12/10/17	at Hou.	33	20	334	1	11/17/19	vs. Arz.	45	34	424	4
12/17/17	vs. Ten.	43	31	381	1	12/8/19	at NO	35	26	349	4
10/31/19	at Arz.	37	28	317	4						

GAROPPOLO'S CAREER HIGHS

Passes Attempted: Regular Season – 46 vs. Sea. (11/11/19); Postseason – 31 at KC (2/2/20)

Completions: Regular Season – 34 vs. Arz. (11/17/19); Postseason – 20 at KC (2/2/20)

Completion Percentage: Regular Season – 87.5 at NYJ (9/20/20); Postseason – 64.5 at KC (2/2/20)

Passing Yards: Regular Season – 424 vs. Arz. (11/17/19); Postseason – 219 at KC (2/2/20)

Long Pass: Regular Season – 76t vs. Arz. (9/13/20); Postseason – 30 vs. GB (1/19/20)

QB Rating: Regular Season – 145.8 vs. GB (11/24/19); Postseason – 104.7 vs. GB (1/19/20)

Passing Touchdowns: Regular Season – 4 (3 times) Last at NO (12/8/19); Postseason – 1 (2 times) Last at KC (2/2/20)

Rushes: Regular Season – 6 vs. Pit. (9/22/19); Postseason – 4 (2 times) Last vs. GB (1/19/20)

Rushing Yards: Regular Season – 20 at Was. (10/20/19); Postseason – 2 at KC (2/2/20)

Long Rush: Regular Season – 13 at KC (9/23/18); Postseason – 3 at KC (2/2/20)

Rushing Touchdowns: Regular Season – 1 (2 times) Last at LAR (10/13/19)

GAROPPOLO'S TRANSACTIONS

Originally a 2nd-round (62nd overall) draft choice by NE in 2014...Traded to SF on 10/31/17...Signed a five-year extension through 2022 on 2/8/18...Placed on the Injured Reserve List on 9/26/18...Placed on the Injured Reserve List on 11/5/20.

2019 (SAN FRANCISCO)

- Started all 16 games for the first time in his career and registered single-season career-highs in atts. (476), cmps. (329), yds. (3,978), TDs (27), rushes (46) and rushing yds. (62) this season. Became 4th in franchise history with 3,978 passing yds. this season.

MOST PASSING YDS. IN A SINGLE SEASON, FRANCHISE HISTORY

Player	Year	Yds.
1. Jeff Garcia	2000	4,278
2. Steve Young	1998	4,170
3. Steve Young	1993	4,023
4. Jimmy Garoppolo	2019	3,978
5. Steve Young	1994	3,969

- Started all 3 postseason games and completed 37 of 58 atts. for 427 yds. and 2 TDs.
- Generated 4 game-winning drives in the 4th Qtr. or OT in 2019, which according to ESPN Stats & Info, were the 3rd-most in the NFL on the season (Josh Allen, Buf. - 5; Russell Wilson, Sea. - 5).

GAROPPOLO'S GAME-WINNING DRIVES IN 2019

Date	Opp.	Final Score	When Drive Started	At Final Score
12/21/19	vs. LAR	34-31	2:30	0:00
12/8/19	at NO	48-46	0:53	0:00
11/17/19	vs. Arz.	36-26	2:12	0:31
9/22/19	vs. Pit.	24-20	5:29	1:15

- Completed 17 of 25 atts. for 296 yds., 3 TDs and a passer rating of 131.2 at Cin. (9/15). His 3 TD passes tied a then-career high [3 TDs vs. Mia. (9/18/16)]. Garoppolo's 131.2 passer rating was his then-highest as a member of the 49ers (min. 25 atts.) and highest since 9/18/16 vs. Mia. (135.4).
- Registered a 1-yd. TD run at LAR (10/13), which marked the 2nd rushing TD of his career. Completed 24 of 33 atts. (72.7 pct.) for 243 yds.
- Connected on 28 of 37 atts. for 317 yds., which tied for a career-high 4 TDs at Arz. (10/31). His 4 TD passes were the most by a member of the 49ers since QB Colin Kaepernick had 4 passing TDs at NE (12/16/12).
- Completed 34 of 45 atts. (75.6 pct.) for a career-high 424 yds., a career-high tying 4 TDs and a QB rating of 115.4 vs. Arz. (11/17). Trailing 23-26 with 2:12 left in the game, he led the offense on an 8-play, 65-yd. TD drive that was capped off by a 25-yd. TD pass to RB Jeff Wilson Jr. It marked his 2nd game-winning TD pass this season [vs. Pit. (9/22/19)].
- With 424 yds. and 4 TDs vs. Arz. (11/17), he joined Hall of Fame QBs Joe Montana and Steve Young as the only QBs in franchise history to throw for over 400 yds. and 4 TDs in a game.

49ERS QBs WITH AT LEAST 400 PASSING YDS. & 4 TDs IN A GAME, FRANCHISE HISTORY

Player	Opp.	Date	Atts.	Cmps.	Yds.	TDs	Rtg.
Jimmy Garoppolo	vs. Arz.	11/17/19	45	34	424	4	115.4
Steve Young	at LAR	11/28/93	32	26	462	4	145.3
Joe Montana	at Atl.	10/14/90	49	32	476	6	119.6
Joe Montana	at Phi.	9/24/89	34	25	428	5	142.8
Joe Montana	at Atl.	10/6/85	57	37	429	5	116.8

2019 (CONTINUED)

- Completed 14 of 20 atts. (70.0 pct.) for 253 yds., 2 TDs and a career-high QB rating of 145.8 vs. GB (11/24). Also tied his then career-long pass on a 61-yd. TD recept. by TE George Kittle.
- Completed 26 of 35 atts. for 349 yds. and 4 TDs with a passer rating of 131.7 at NO (12/8). Connected on a 75-yd. TD pass to WR Emmanuel Sanders, marking the then longest TD pass of his career. Marked his 3rd 300-yd. game on the season and his 4 TD passes tied his career high [4 TD passes vs. Arz. (11/17/19) & at Arz. (10/31/19)]. Also engineered his 3rd, 4th Qtr. comeback of the season as he led the team on a 7-play, 63-yd. drive to set up the game-winning 30-yd. FG by K Robbie Gould.

2018 (SAN FRANCISCO)

- Started the first 3 games of the season and completed 53 of 89 atts. for 718 yds. and 5 TDs for a QB rating of 90.0 before being placed on the Injured Reserve List on 9/26.
- Completed 18 of 26 atts. (69.2 pct.) for 206 yds., 2 TDs and QB rating of 118.4 vs. Det. (9/16). His 118.4 QB rating was the highest as a member of the 49ers and the second-highest of his career (min. 10 atts.) [135.4 vs. Mia. (9/18/16)].
- In the first half vs. Det. (9/16), completed 10 of 14 atts. (71.4 pct.) for 119 yds., 1 TD and a QB rating of 120.8. His 71.4 comp. pct. marked his highest comp. pct. in the first half in his career. His previous first half career high was 69.2 pct. [18 of 26 (69.2 pct.) vs. Mia. (9/18/16) & 18 of 26 (69.2 pct) vs. Ten. (12/17/17)].

2017 (NEW ENGLAND/SAN FRANCISCO)

- Acquired via trade on 10/31, played in 6 games (5 starts) and completed 120 of 178 atts. for 1,560 yds., 7 TDs, 5 INTs and a QB rating of 96.2. Added 15 rushing atts. for 11 yds. and 1 TD.
- Set the franchise record for the most passing yds. (1,542) in his 1st five starts with the team.
- Threw a 10-yd. TD pass to WR Louis Murphy vs. Sea. (11/26). It marked the 1st TD pass of Garoppolo's career with the 49ers.
- In his 1st start as a member of the 49ers, completed 26 of 37 atts. for a then career-high 293 yds. at Chi. (12/3). According to the Elias Sports Bureau, his 293 passing yds. set the franchise record for most passing yds. by a player in his 1st start with the team.
- Trailing 12-14 with 5:27 left to play in the game at Chi. (12/3), he led a 14-play, 86-yd. drive to set up the game-winning FG by K Robbie Gould with 0:04 left on the clock. On the drive, he completed 5 of 6 atts. for 54 yds. and converted on three 3rd down plays.
- Completed 20 of 33 atts. for a then career-high 334 yds. and 1 TD, including a career-long 61-yd. completion to TE Garrett Celek at Hou. (12/10). He became the 3rd 49ers QB since the merger in 1970 to win each of his 1st two road starts. QB Elvis Grbac won each of his 1st four road starts from 1995-96 and QB Jim Plunkett won his 1st three starts on the road in 1976.
- Finished the game completing 31 of 43 atts. for a career-high 381 yds., 1 TD and at QB rating of 106.8 vs. Ten. (12/17). For the 2nd time in the three weeks, he engineered a game-winning scoring drive in the 4th qtr. Trailing Ten. 22-23 with 1:07 left in the game, Garoppolo worked the offense down the field, completing 3 of 5 atts. for 45 yds., setting up K Robbie Gould for the game-winning 45-yd. FG as time expired.
- With 381 yds. passing vs. Ten. (12/17), threw for over 300 yds. passing in consecutive games for the 1st time in his career [334 at Hou. (12/10/17)]. He became the 1st 49ers QB to register consecutive 300-yd. passing games since QB Jeff Garcia had three consecutive 300-yd. games in 2000 [323 at SD (12/3/00; 305 vs. NO (12/10/00) & 402 vs. Chi. (12/17/00)].

2017 (CONTINUED)

- Having thrown for 1,008 yds. in a three game span [293 at Chi. (12/3); 334 at Hou. (12/10); 381 vs. Ten. (12/17)], he became the 1st 49ers QB to throw for over 1,000 yds. in a three game span since QB Tim Rattay threw for 1,002 yds. over three games in 2004 [299 vs. StL (10/3/04); 417 vs. Arz. (10/10/04); 286 at NYJ (12/17/04)].
- With his 31 completions vs. Ten. (12/17), he became the 1st 49ers QB to have 30-or-more completions in a game since 12/20/15 [QB Blaine Gabbert vs. Cin. (30 of 50 for 295 yds., 1 TD and 3 INTs)].
- In the 1st half vs. Ten. (12/17), he completed 18 of 26 atts. for 189 yds., 1 TD and a passer rating of 102.9. His 18 completions were the most in a 1st half by a 49ers QB since Alex Smith went 18 of 29 vs. Jax. (11/29/09).
- Completed 21 of 30 atts. for 242 yds., 2 TDs and at QB rating of 102.4 vs. Jax. (12/24). He also scored the 1st rushing TD of his career on a 1-yd. run on the 1st drive of the game. His 102.4 QB rating was the highest against the Jaguars in 2017.

2016 (NEW ENGLAND)

- Appeared in 6 games (2 starts) and completed 43 of 63 pass atts. (68.3 pct.) for 502 yds. and 4 TDs.
- Made his 1st career NFL start at Arz. (9/11), going 24-33 for 264 yds., 1 TD and a passer rating of 106.1. Also rushed for 12 yds. on 4 carries.
- Completed 18 of 26 passing atts. for 232 yds. and a career-high 3 TDs vs. Mia. (9/18). Finished the game with a 135.4 passer rating.

2015 (NEW ENGLAND)

- Saw action in 5 regular season contests as a reserve and completed 1 pass on 4 atts. for 6 yds.
- Came in to complete 1 pass for 4 yds. at Mia. (1/3/16).

2014 (NEW ENGLAND)

- Appeared in 6 regular season games in relief of Patriots QB Tom Brady, completing 19 of 27 passes (70.4 pct.) for 182 yds. and 1 TD.
- Made his NFL debut at KC (9/29), competing 6 of 7 passes for 70 yds. and his 1st career TD pass.
- Played the entire 2nd half of the season finale vs. Buf. (12/28), completing 10 of 17 passes for 90 yds. Also rushed 4 times for 16 yds.

COLLEGE

Started all 45 games that he appeared in for Eastern Illinois, where he completed 1,047 of 1,668 pass atts. (62.8%) for 13,151 yds., 118 TDs and 51 INTs. Also added 8 rushing TDs on 260 carries. Generated 13,089 yds. in total offense in his career and was responsible for 126 touchdowns. Also handled some punting duties, kicking 9 times for 287 yds. (31.9 avg). Finished 6th in Football Championship Subdivision annals with 118 TD passes and 7th with 13,151 yds. passing. Set the Ohio Valley Conference (OVC) records in comps. (1,047), yds. (13,151) and TDs (118). As a senior in 2013, was the Walter Payton Award winner, named FCS ADA National Offensive Player of the Year, was a Consensus First-Team All-American and was the OVC Male Athlete of the Year. That season, he appeared in 14 games and completed 375 of 568 passes (66.0%) for 5,050 yds. and 53 TDs. He also broke Tony Romo's single season and career passing records. In 2012, he earned Second-Team All-OVC Honors after going 331-of-540 for 3,823 yds. and 31 TD passes. Started all 11 games as a sophomore, throwing for 2,644 yds. and 20 TDs on 217 of 349 passing. In 2010, started the final 8 games of the season, passing for 1,639 yds. and 14 TDs, earning All-Ohio Valley Conference Newcomer Team honors.

PERSONAL

- Attended Rolling Meadows (IL) HS and passed for 1,888 yds. and 16 TDs as a senior, earning northwest suburban all-area honors. Also rushed for 563 yds. and 7 TDs, helping to lead his team to mid-suburban east league championships and IHSA Class 7A play-off berth. As a junior, passed for 2,072 yds. and 18 TDs while completing 152 of 253 (60.1 pct.) passes and ran for 552 yds. and 7 TDs.
- Garoppolo attended the 12th Annual Tipping Point Community benefit in San Francisco with 49ers CEO Jed York and general manager John Lynch. The 49ers and Levi's Stadium provided an auction item that included a club suite for the 2019 College Football National Championship, which was held at Levi's Stadium, along with access to 49ers practice.
- Is the 3rd of four sons of Tony and Denise Garoppolo, along with Tony Jr., Mike and Billy.
- Brother Mike played football at Western Illinois.
- Born Jimmy Garoppolo (11/2/91) in Franklin Park, IL.
- Majored in marketing at Eastern Illinois.

INJURY REPORT

- 2016:** Missed 3 games [vs. Hou. (9/22), vs. Buf. (10/2) and at Cle. (10/9)] with a shoulder injury.
- 2018:** Placed on the Injured Reserve List on 9/26 with a knee injury.
- 2020:** Inactive 2 games [at NYG (9/27) and vs. Phi. (10/4)] and later placed on the Injured Reserve List on 11/5 with an ankle injury.

GAROPPOLO'S GAME-BY-GAME

Only games Garoppolo has appeared in on offense are listed

2014 (New England)

2014 (New England)													Total			Pct.	
Date	Opp	W/L	P/S	Att	Cmp	Pct	Yds	TD	Int	Lg	Sk/Yds	Rtg	Rsh	Yds	TD	Net Yds.	Offense
Sep 29	at KC	L	1/0	7	6	85.7	70	1	0	37	1/6	147.9	0	0	0	64	22.1
Oct 5	Cin	W	1/0	0	0	—	0	0	0	—	0/0	—	3	−4	0	−4	−0.8
Oct 26	Chi	W	1/0	3	3	100.0	22	0	0	17	1/11	97.2	1	−1	0	10	2.1
Nov 16	at Ind	W	1/0	0	0	—	0	0	0	—	0/0	—	2	−2	0	−2	−0.4
Dec 14	Mia	W	1/0	0	0	—	0	0	0	—	0/0	—	0	0	0	0	0.0
Dec 28	Buf	L	1/0	17	10	58.8	90	0	0	20	3/19	73.2	4	16	0	87	33.5
TOTALS			6/0	27	19	70.4	182	1	0	37	5/36	101.2	10	9	0	155	2.7

2014 Postseason (New England)

Date	Opp	W/L	P/S	Att	Cmp	Pct	Yds	TD	Int	Lg	Sk/Yds	Rtg	Rsh	Yds	TD	Total Net Yds.	Pct. Offense
Jan 18	Ind	W	1/0	0	0	—	0	0	0	—	0/0	—	0	0	0	0	0.0
TOTALS			1/0	0	0	—	0	0	0	—	0/0	—	0	0	0	0	0.0

2015 (New England)

Date	Opp	W/L	P/S	Att	Cmp	Pct	Yds	TD	Int	Lg	Sk/Yds	Rtg	Rsh	Yds	TD	Total Net Yds.	Pct. Offense
Sep 27	Jax	W	1/0	0	0	—	0	0	0	—	0/0	—	2	-2	0	-2	-0.4
Oct 11	at Dal	W	1/0	0	0	—	0	0	0	—	0/0	—	2	-2	0	-2	-0.6
Oct 29	Mia	W	1/0	0	0	—	0	0	0	—	0/0	—	0	0	0	0	0.0
Nov 8	Was	W	1/0	0	0	—	0	0	0	—	0/0	—	1	-1	0	-1	-0.2
Jan 3	at Mia	L	1/0	4	1	25.0	6	0	0	6	0/0	39.6	0	0	0	6	3.1
TOTALS			5/0	4	1	25.0	6	0	0	6	0/0	39.6	5	-5	0	1	0.0

2016 (New England)

Date	Opp	W/L	P/S	Att	Cmp	Pct	Yds	TD	Int	Lg	Sk/Yds	Rtg	Rsh	Yds	TD	Total Net Yds.	Pct. Offense
Sep 11	at Arz	W	1/1	33	24	72.7	264	1	0	37t	2/7	106.1	4	12	0	269	74.1
Sep 18	Mia	W	1/1	26	18	69.2	232	3	0	26	0/0	135.4	0	0	0	232	50.1
Oct 9	at Cle	W	1/0	1	0	0.0	0	0	0	—	0/0	39.6	2	-3	0	-3	-0.6
Oct 30	at Buf	W	1/0	0	0	—	0	0	0	—	1/8	—	1	-1	0	-9	-2.5
Dec 24	NYJ	W	1/0	2	1	50.0	6	0	0	6	0/0	56.3	3	-2	0	4	1.2
Jan 1	at Mia	W	1/0	1	0	0.0	0	0	0	—	0/0	39.6	0	0	0	0	0.0
TOTALS			6/2	63	43	68.3	502	4	0	37t	3/15	113.3	10	6	0	493	8.0

2017 (New England/San Francisco)

Date	Opp	W/L	P/S	Att	Cmp	Pct	Yds	TD	Int	Lg	Sk/Yds	Rtg	Rsh	Yds	TD	Total Net Yds.	Pct. Offense
TRADED TO SF ON 10/31																	
Nov 26	Sea	L	1/0	2	2	100.0	18	1	0	10	0/0	143.8	1	4	0	22	7.9
Dec 3	at Chi	W	1/1	37	26	70.3	293	0	1	33	2/15	82.4	4	8	0	286	73.7
Dec 10	at Hou	W	1/1	33	20	60.6	334	1	1	61	2/20	92.2	5	-3	0	311	74.8
Dec 17	Ten	W	1/1	43	31	72.1	381	1	0	54	3/18	106.8	0	0	0	357	86.2
Dec 24	Jax	W	1/1	30	21	70.0	242	2	1	44	1/4	102.4	3	3	1	241	65.3
Dec 31	at LAR	W	1/1	33	20	60.6	292	2	2	44	0/0	84.4	2	-1	0	291	63.1
TOTALS			6/5	178	120	67.4	1,560	7	5	61	8/57	96.2	15	11	1	1,514	27.1

2018 (San Francisco)

Date	Opp	W/L	P/S	Att	Cmp	Pct	Yds	TD	Int	Lg	Sk/Yds	Rtg	Rsh	Yds	TD	Total Net Yds.	Pct. Offense
Sep 9	at Min	L	1/1	33	15	45.5	261	1	3	56	3/24	45.1	2	6	0	243	74.3
Sep 16	Det	W	1/1	26	18	69.2	206	2	0	35	6/50	118.4	3	4	0	160	46.2
Sep 23	at KC	L	1/1	30	20	66.7	251	2	0	35t	4/23	114.7	3	23	0	251	61.8
PLACED ON INJURED RESERVE (Knee) ON 9/26																	
TOTALS			3/3	89	53	59.6	718	5	3	56	13/97	90.0	8	33	0	654	11.3

GAROPPOLO'S GAME-BY-GAME

Only games Garoppolo has appeared in on offense are listed

2019 (San Francisco)

Date	Opp	W/L	P/S	Att	Cmp	Pct	Yds	TD	Int	Lg	Sk/Yds	Rtg	Rsh	Yds	TD	Total Net Yds.	Pct. Offense
Sep 8	at TB	W	1/1	27	18	66.7	166	1	1	39t	1/8	80.2	2	-2	0	156	60.9
Sep 15	at Cin	W	1/1	25	17	68.0	296	3	1	39t	0/0	131.0	4	8	0	305	53.2
Sep 22	Pit	W	1/1	32	23	71.9	277	1	2	27	1/9	82.4	6	3	0	271	62.2
Oct 7	Cle	W	1/1	29	20	69.0	181	2	0	22t	2/10	108.5	4	-3	0	168	37.7
Oct 13	at LAR	W	1/1	33	24	72.7	243	0	1	45	2/11	80.7	5	4	1	236	71.3
Oct 20	at Was	W	1/1	21	12	57.1	151	0	1	40	2/5	59.8	4	20	0	166	58.7
Oct 27	Car	W	1/1	22	18	81.8	175	2	1	29	3/19	111.2	0	0	0	156	40.2
Oct 31	at Arz	W	1/1	37	28	75.7	317	4	0	32	1/7	136.9	3	2	0	312	75.9
Nov 11	Sea	L	1/1	46	24	52.2	248	1	1	30	5/33	66.2	2	2	0	216	71.5
Nov 17	Arz	W	1/1	45	34	75.6	424	4	2	57	2/16	115.4	1	7	0	415	93.9
Nov 24	GB	W	1/1	20	14	70.0	253	2	0	61t	3/26	145.8	2	1	0	228	67.3
Dec 1	at Bal	L	1/1	21	15	71.4	165	1	0	33t	2/8	110.2	3	5	0	162	48.9
Dec 8	at NO	W	1/1	35	26	74.3	349	4	1	75t	3/30	131.7	2	1	0	320	62.0
Dec 15	Atl	L	1/1	34	22	64.7	200	1	0	29	1/7	90.3	2	6	0	199	63.6
Dec 21	LAR	W	1/1	27	16	59.3	248	1	2	46	6/33	71.2	4	5	0	220	65.9
Dec 29	at Sea	W	1/1	22	18	81.8	285	0	0	49	2/15	118.8	2	4	0	274	68.8
TOTALS			16/16	476	329	69.1	3,978	27	13	75t	36/237	102.0	46	62	1	3,803	62.4

2019 Postseason (San Francisco)

Date	Opp	W/L	P/S	Att	Cmp	Pct	Yds	TD	Int	Lg	Sk/Yds	Rtg	Rsh	Yds	TD	Total Net Yds.	Pct. Offense
Jan 11	Min	W	1/1	19	11	57.9	131	1	1	22	2/9	74.7	4	0	0	131	42.5
Jan 19	GB	W	1/1	8	6	75.0	77	0	0	30	1/8	104.7	4	-1	0	76	21.5
Feb 2	at KC	L	1/1	31	20	64.5	219	1	2	26	1/9	69.2	2	2	0	221	63.0
TOTALS			3/3	58	37	63.8	427	2	3	30	4/26	75.9	10	1	0	428	42.3