



  
**LOS ANGELES  
CHARGERS**

**WEEK 4**  
**GAME RELEASE**

LOS ANGELES **CHARGERS** @ TAMPA BAY **BUCCANEERS**

SUN. OCT. 4, 2020 | 10:00 AM PT

  
**#BOLTUP**

# GAME RELEASE

714.540.7100 ✦ chargers.com ✦ @chargers



Josh.Rupprecht@chargers.nfl.com ✦ Jennifer.Rojas@chargers.nfl.com ✦ Jamaal.LaFrance@chargers.nfl.com

Brock.Anderson@chargers.nfl.com ✦ Danny.Markino@chargers.nfl.com ✦ Lauren.Meyer@chargers.nfl.com ✦ Ana.Spanos@chargers.nfl.com

## CHARGERS HEAD TO TAMPA FOR EAST COAST BOUT

The Los Angeles Chargers head back on the road after two home games, doing so at 10:00 a.m. PT against the Tampa Bay Buccaneers at Raymond James Stadium. Ian Eagle, Charles Davis and Evan Washburn have the call on CBS while Matt “Money” Smith, Daniel Jeremiah and Shannon Farren will broadcast on the Chargers Radio Network airwaves on ALT FM-98.7. Adrian Garcia-Marquez and Francisco Pinto will present the game in Spanish on Que Buena FM 105.5/94.3.

The Bolts have an all-time record of 8-3 against the Buccaneers — including 5-1 on the road. The Chargers hold a 5-0 advantage against Tampa Bay when scoring 25 or more points. Los Angeles will play in the Eastern Time Zone for the second time this season and first in the early slot.

Following a loss to Carolina last week, the Chargers enter Week 4 with a 1-2 record. Rookie quarterback **Justin Herbert** started and threw for over 300 yards for the second-straight game, becoming the third player in NFL history to throw for 300 yards in each of his first two career games. Three-time Pro Bowl wide receiver **Keenan Allen** leads all NFL players in third down receptions this season. **Joey Bosa** has a three-game sack streak and is tied for third in the AFC with six QB hits.

The Buccaneers have a 2-1 record and are riding a two-game winning streak after falling to division-opponent New Orleans in the season opener. Newly-signed quarterback Tom Brady has thrown for 753 yards and six touchdowns. Mike Evans leads the NFL with four touchdown grabs while the defense has registered 12 sacks.

Los Angeles plays in its first road *Monday Night Football* contest since the season opener of the 2017 season. The Bolts and Saints square off from the Mercedes-Benz Superdome on Monday, Oct. 12 at 5:15 p.m. PT.

## BY THE NUMBERS

**35** By blocking two extra points in the first three weeks of the 2020 season, the Chargers became the first team to do so in 35 years (Miami and Seattle each accomplished the feat in 1985)

**10** The Bolts have the No. 6 total offense and No. 8 total defense in the NFL this season — one of just two teams to have both inside the top-10 (Arizona has the No. 10 offense and No. 7 defense).

**24** Wide receiver Keenan Allen recorded his 24th career 100-yard performance last week, tying for the second-most in team history. The 13-catch, 132-yard performance included nine receptions for 102 yards in the second half alone.

## ON THE CALL

### TELEVISION: CBS

**Play-by-play:** Ian Eagle

**Analyst:** Charles Davis

**Sideline:** Evan Washburn

### SPANISH RADIO: QUE BUENA

**FM-105.5/94.3**

**Play-by-play:** Adrian Garcia-Marquez

**Analyst:** Francisco Pinto

### CHARGERS RADIO: ALT FM-98.7

**Play-by-play:** Matt “Money” Smith

**Analyst:** Daniel Jeremiah

**Sideline:** Shannon Farren

**CHARGERS MOBILE APP:** Official team news, full game stats, live local Chargers games on the Chargers mobile app. For more details, visit [Chargers.com/app](http://Chargers.com/app).

*\*Geographic and device restrictions apply. Local & primetime games only. Data charges may apply.*

## 2020 CHARGERS SCHEDULE

### REGULAR SEASON (1-2)

Wk	Date	Opponent	TV	Time*/Res.
1	Sun., Sept. 13	at Cincinnati	CBS	W, 16-13
2	Sun., Sept. 20	KANSAS CITY	CBS	L, 23-20 (OT)
3	Sun., Sept. 27	CAROLINA	CBS	L, 21-16
4	Sun., Oct. 4	at Tampa Bay	CBS	10:00 a.m.
5	Mon., Oct. 12	at New Orleans	ESPN	5:15 p.m.
6	Sun., Oct. 18	N.Y. JETS	CBS	1:05 p.m.
7	Sun., Oct. 25	at Miami	CBS	10:00 a.m.
8	Sun., Nov. 1	JACKSONVILLE	CBS	1:05 p.m.
9	Sun., Nov. 8	LAS VEGAS	FOX	1:05 p.m.
10	—	BYE	—	—
11	Sun., Nov. 22	at Denver	CBS	1:05 p.m.
12	Sun., Nov. 29	at Buffalo	CBS	10:00 a.m.
13	Sun., Dec. 6	NEW ENGLAND	CBS	1:25 p.m.
14	Sun., Dec. 13	ATLANTA	FOX	1:25 p.m.
15	Thurs., Dec. 17	at Las Vegas	FOX	5:20 p.m.
16	Dec. 26/27	DENVER	TBD	TBD
17	Sun., Jan. 3	at Kansas City	CBS	10:00 a.m.

*\*All Times Pacific*

HOME GAMES IN CAPS

## 2020 AFC WEST STANDINGS

Team	W	L	T	Pct.	PF	PA
Kansas City	3	0	0	1.000	91	60
Las Vegas	2	1	0	.667	88	90
<b>L.A. Chargers</b>	<b>1</b>	<b>2</b>	<b>0</b>	<b>.333</b>	<b>52</b>	<b>57</b>
Denver	0	3	0	.000	45	70

## RELEASE INDEX

Content	Page	Content	Page
The 2020 Schedule . . . . .	2	Rookie Notes . . . . .	21
Buccaneers Series History . . . . .	3	Career Stats vs. Buccaneers . . . . .	22
The Matchup . . . . .	4	2020 Statistics . . . . .	24
Connections . . . . .	6	2020 Game Summaries . . . . .	26
Tom Telesco . . . . .	7	Rosters & Transactions . . . . .	28
Anthony Lynn . . . . .	9	Media Information . . . . .	33
Team Notes . . . . .	10	Supplemental Stats . . . . .	34
Tyrod Taylor Notes . . . . .	13	Chargers Records . . . . .	46
Austin Ekeler Notes . . . . .	14	League Stats . . . . .	61
Keenan Allen Notes . . . . .	16	Last Week's Game Book . . . . .	145
Joey Bosa Notes . . . . .	18	Feature Stories . . . . .	164
Other Player Notes . . . . .	19		

# BREAKING DOWN THE 2020 SCHEDULE

SERIES BREAKDOWN	2020 RECORD	NOTES
 <p><b>ALL-TIME:</b> 21-14-0  <b>HOME:</b> 11-7-0  <b>AWAY:</b> 10-7-0  <b>LAST:</b> W, 16-13 — 2020 at Bengals</p>	<p><b>OVERALL:</b> 0-2-1  <b>HOME:</b> 0-1-0  <b>AWAY:</b> 0-1-1  <b>2019 POSTSEASON:</b> N/A</p>	<p>The game will mark the first time that Chargers have played in Cincinnati since 2015. The Chargers are 20-14 against the Bengals, including 9-7 on the road. The Bolts clinched the 2009 AFC West title with a 27-24 Week 15 win over Cincinnati.</p>
 <p><b>ALL-TIME:</b> 55-64-1  <b>HOME:</b> 31-28-1  <b>AWAY:</b> 24-36-0  <b>LAST:</b> L, 23-20 (OT) — 2020 vs. Chiefs</p>	<p><b>OVERALL:</b> 3-0-0  <b>HOME:</b> 1-0-0  <b>AWAY:</b> 2-0-0  <b>2019 POSTSEASON:</b> World Champions</p>	<p>The Chargers have won nine of the past 16 home games against the Chiefs, with an all-time regular-season home record of 31-27-1. Los Angeles looks to win at Kansas City for the second time in three years. Six of the past 10 games at Arrowhead Stadium have been decided by seven or fewer points.</p>
 <p><b>ALL-TIME:</b> 1-6-0  <b>HOME:</b> 0-4-0  <b>AWAY:</b> 1-2-0  <b>LAST:</b> L, 21-16 — 2020 vs. Panthers</p>	<p><b>OVERALL:</b> 1-2-0  <b>HOME:</b> 0-1-0  <b>AWAY:</b> 1-1-0  <b>2019 POSTSEASON:</b> N/A</p>	<p>Los Angeles hosts the Panthers for just the fourth time in history. In a road game in 2016, Hunter Henry caught his sixth touchdown of the season, making him the fourth tight end since 1990 to have six receiving scores in the first 12 games of a career.</p>
 <p><b>ALL-TIME:</b> 8-3-0  <b>HOME:</b> 3-2-0  <b>AWAY:</b> 5-1-0  <b>LAST:</b> L, 28-21 - 2016 at Chargers</p>	<p><b>OVERALL:</b> 2-1-0  <b>HOME:</b> 1-0-0  <b>AWAY:</b> 1-1-0  <b>2019 POSTSEASON:</b> N/A</p>	<p>With a regular-season record of 8-3 (.727) against the Buccaneers, the Bolts face off against the team they have the best winning percentage against. Los Angeles holds a 5-1 record in Tampa. The Chargers are 5-0 when scoring 25-plus points in the series.</p>
 <p><b>ALL-TIME:</b> 7-5-0  <b>HOME:</b> 3-3-0  <b>AWAY:</b> 4-2-0  <b>LAST:</b> L, 35-34 - 2016 at Chargers</p>	<p><b>OVERALL:</b> 1-2-0  <b>HOME:</b> 1-1-0  <b>AWAY:</b> 0-1-0  <b>2019 POSTSEASON:</b> NFC Wild Card</p>	<p>The Chargers face the Saints for the 13th time in history, boasting a 7-5 all-time advantage. The October matchup is just the third between the teams in New Orleans since 1997. It marks the first-ever matchup between the teams on <i>Monday Night Football</i>.</p>
 <p><b>ALL-TIME:</b> 22-12-1  <b>HOME:</b> 13-6-0  <b>AWAY:</b> 9-6-1  <b>LAST:</b> W, 14-7 - 2017 at Jets</p>	<p><b>OVERALL:</b> 0-3-0  <b>HOME:</b> 0-1-0  <b>AWAY:</b> 0-2-0  <b>2019 POSTSEASON:</b> N/A</p>	<p>For the first time since 2014, Los Angeles will host the New York Jets. In that bout, the Chargers posted the only shutout in series history, 31-0. The Bolts have an all-time series record of 22-12-1, including wins in the last three matchups and five of the last six.</p>
 <p><b>ALL-TIME:</b> 14-16-0  <b>HOME:</b> 10-8-0  <b>AWAY:</b> 4-8-0  <b>LAST:</b> W, 30-10 - 2019 at Dolphins</p>	<p><b>OVERALL:</b> 1-2-0  <b>HOME:</b> 0-1-0  <b>AWAY:</b> 1-1-0  <b>2019 POSTSEASON:</b> N/A</p>	<p>Los Angeles plays in Miami for the second time in as many seasons. Last year, Los Angeles won 30-10 in September, the largest win for the Bolts in Miami and the largest in the series since a 25-point home win in 1993.</p>
 <p><b>ALL-TIME:</b> 8-3-0  <b>HOME:</b> 4-0-0  <b>AWAY:</b> 4-3-0  <b>LAST:</b> W, 45-10 - 2019 at Jaguars</p>	<p><b>OVERALL:</b> 1-2-0  <b>HOME:</b> 1-1-0  <b>AWAY:</b> 0-1-0  <b>2019 POSTSEASON:</b> N/A</p>	<p>The Bolts have won eight of the 11 previous matchups in the series, including all four home games. Los Angeles won last year in Jacksonville by 35 points behind a record-setting performance from Austin Ekeler.</p>
 <p><b>ALL-TIME:</b> 54-64-2  <b>HOME:</b> 27-32-1  <b>AWAY:</b> 27-32-1  <b>LAST:</b> L, 24-17 - 2019 at Chargers</p>	<p><b>OVERALL:</b> 2-1-0  <b>HOME:</b> 1-0-0  <b>AWAY:</b> 1-1-0  <b>2019 POSTSEASON:</b> N/A</p>	<p>The Chargers have won 12 of the past 17 home contests against the Raiders. Los Angeles had a 16-point home win in Week 5 of the 2018 season. 2020 will be the second-straight year the Bolts matchup with the Raiders on <i>Thursday Night Football</i> and will mark the eighth such game between the teams.</p>
 <p><b>ALL-TIME:</b> 52-67-1  <b>HOME:</b> 34-26-0  <b>AWAY:</b> 18-41-1  <b>LAST:</b> L, 23-20 - 2019 at Broncos</p>	<p><b>OVERALL:</b> 0-3-0  <b>HOME:</b> 0-2-0  <b>AWAY:</b> 0-1-0  <b>2019 POSTSEASON:</b> N/A</p>	<p>The Bolts look to win in Denver for two out of three seasons for the first time since 2013. Eight of the last 10 matchups in the Mile High City have been decided by one score. The Chargers have posted 20-plus points in 10 of the past 14 home contests against the Broncos, including three of the last four.</p>
 <p><b>ALL-TIME:</b> 24-10-2  <b>HOME:</b> 13-5-1  <b>AWAY:</b> 11-5-1  <b>LAST:</b> W, 31-20 - 2018 at Bills</p>	<p><b>OVERALL:</b> 3-0-0  <b>HOME:</b> 2-0-0  <b>AWAY:</b> 1-0-0  <b>2019 POSTSEASON:</b> AFC Wild Card</p>	<p>Winners of four-straight games against the Bills, Los Angeles visits Buffalo for the second time in three seasons. Over that four-game streak, the Chargers have picked off 10 Bills pass attempts. The Bolts are 11-5-1 in Buffalo, winning the 2018 matchup, 31-20.</p>
 <p><b>ALL-TIME:</b> 14-22-2  <b>HOME:</b> 6-10-1  <b>AWAY:</b> 8-12-1  <b>LAST:</b> L, 21-13 - 2017 at Patriots</p>	<p><b>OVERALL:</b> 2-1-0  <b>HOME:</b> 2-0-0  <b>AWAY:</b> 0-1-0  <b>2019 POSTSEASON:</b> AFC Wild Card</p>	<p>The Week 13 matchup will be the Chargers' first home game against New England since 2014. The former AFL foes have split the last four Chargers home games in the series. The Bolts defeated the Patriots for the 1963 AFL title in a 41-point rout.</p>
 <p><b>ALL-TIME:</b> 2-8-0  <b>HOME:</b> 6-6-0  <b>AWAY:</b> 11-4-0  <b>LAST:</b> W, 33-30 (OT) - 2016 at Atl.</p>	<p><b>OVERALL:</b> 0-3-0  <b>HOME:</b> 0-2-0  <b>AWAY:</b> 0-1-0  <b>2019 POSTSEASON:</b> N/A</p>	<p>Los Angeles faces off with the Falcons for the 11th time and the seventh time in California. In the most recent matchup in 2016, the Bolts went on the road to defeat the eventual NFC Champions by three points in overtime. Seven of the 10 games in series history were decided by one score.</p>

# CHARGERS-BUCCANEERS SERIES HISTORY

## SERIES BREAKDOWN

<b>All-Time Series Record</b> . . . . .	8-3
<b>Regular Season Series Record</b> . . . . .	8-3
<b>Chargers All-Time vs. Bucs in T.B.</b> . . . . .	5-1
<b>Last Time Away</b> . . . . .	Nov. 11, 2012 — L, 34-24
<b>Current Streak</b> . . . . .	L, Two (2) games
<b>Last Meeting</b> . . . . .	Dec. 4, 2016 vs. T.B. — L, 28-21
<b>Longest Chargers Win Streak</b> . . . . .	Six (6) games (1976-94)
<b>Longest Buccaneers Win Streak</b> . . . . .	Two (2) games (2012-pres.)
<b>Anthony Lynn vs. T.B.</b> . . . . .	0-0
<b>Lynn All-Time vs. T.B.*</b> . . . . .	4-2
<b>Most Career GP vs. T.B.</b> . . . . .	G Trai Turner (10)

*\*Both as a Player and Coach (including years as assistant)*

## ALL-TIME GAMES AGAINST BUCCANEERS

Date	Opponent	Result	Venue
Sept. 19, 1976 . . .	at Tampa Bay . . .	W, 23-0 . . . . .	Tampa Stadium
Dec. 13, 1981 . . .	at Tampa Bay . . .	W, 24-23 . . . . .	Tampa Stadium
Oct. 11, 1987 . . .	at Tampa Bay . . .	W, 17-13 . . . . .	Tampa Stadium
Oct. 28, 1990 . . .	vs. Tampa Bay . . .	W, 41-10 . . . . .	Jack Murphy Stadium
Nov. 22, 1992 . . .	vs. Tampa Bay . . .	W, 29-14 . . . . .	Jack Murphy Stadium
Jan. 2, 1994 . . . .	at Tampa Bay . . .	W, 32-17 . . . . .	Tampa Stadium
Nov. 17, 1996 . . .	vs. Tampa Bay . . .	L, 25-17 . . . . .	Jack Murphy Stadium
Dec. 12, 2004 . . .	vs. Tampa Bay . . .	W, 31-24 . . . . .	Qualcomm Stadium
Dec. 21, 2008 . . .	at Tampa Bay . . .	W, 41-24 . . . . .	Raymond James Stadium
Nov. 11, 2012 . . .	at Tampa Bay . . .	L, 34-24 . . . . .	Raymond James Stadium
Dec. 4, 2016 . . . .	vs. Tampa Bay . . .	L, 28-21 . . . . .	Qualcomm Stadium

## TEAM SUPERLATIVES AGAINST BUCCANEERS

<b>Most Points Scored</b> . . . . .	.41 — Twice; last: Dec. 21, 2008 at T.B.
<b>Fewest Points Allowed</b> . . . . .	0 — Sept. 19, 1976 at T.B.
<b>Average Points Scored</b> . . . . .	.27.3
<b>Average Points Allowed</b> . . . . .	.19.3
<b>Most Points (Combined)</b> . . . . .	65 — Dec. 21, 2008 at T.B.
<b>Fewest Points (Combined)</b> . . . . .	.23 — Sept. 19, 1976 at T.B.
<b>Largest Margin of Victory</b> . . . . .	.31 — Oct. 28, 1990 vs. T.B.
<b>Most Total Net Yards</b> . . . . .	445 — Dec. 13, 1981 at T.B.
<b>Fewest Total Net Yards Allowed</b> . . . . .	.125 — Sept. 19, 1976 at T.B.
<b>Most Net Passing Yards</b> . . . . .	.351 — Dec. 13, 1981 at T.B.
<b>Fewest Net Passing Yards Allowed</b> . . . . .	-.4 — Sept. 19, 1976 at T.B.
<b>Most Rushing Yards</b> . . . . .	.195 — Sept. 19, 1976 at T.B.
<b>Fewest Rushing Yards Allowed</b> . . . . .	.38 — Oct. 28, 1990 vs. T.B.
<b>Most Takeaways</b> . . . . .	.7 — Oct. 28, 1990 vs. T.B.
<b>Most Giveaways</b> . . . . .	.4 — Dec. 13, 1981 at T.B.
<b>Most Team Penalties</b> . . . . .	.6 — Jan. 2, 1994 at T.B.
<b>Fewest Team Penalties</b> . . . . .	.1 — Nov. 11, 2012 at T.B.

## MOST RECENT SINGLE-GAME HIGHS

Category	Date	Opp.	Player	No.
<b>Completions</b>	Dec. 13, 1981	at T.B.	D.Fouts	33
<b>Comp. Pct.*</b>	Oct. 11, 1987	at T.B.	R.Neuheisel	81.8
<b>Passing Yards</b>	Dec. 13, 1981	at T.B.	D.Fouts	351
<b>Passing TDs</b>	Dec. 21, 2008	at T.B.	P.Rivers	4
<b>Passer Rating*</b>	Dec. 21, 2008	at T.B.	P.Rivers	136.7
<b>Rushing Yards</b>	Dec. 12, 2004	vs. T.B.	L.Tomlinson	131
<b>Rushing TDs</b>	Oct. 28, 1990	vs. T.B.	M.Butts	3
<b>Receptions</b>	Dec. 13, 1981	at T.B.	Chandler/Winslow	8
<b>Receiving Yards</b>	Nov. 11, 2012	at T.B.	D.Alexander	134
<b>Receiving TDs</b>	Dec. 21, 2008	at T.B.	A.Gates	2
<b>Scrim. Yards</b>	Dec. 12, 2004	vs. T.B.	L.Tomlinson	150
<b>Scrim. TDs</b>	Oct. 28, 1990	vs. T.B.	M.Butts	3
<b>Tackles</b>	Dec. 12, 2004	vs. T.B.	D.Edwards	16
<b>Sacks</b>	Nov. 22, 1992	vs. T.B.	C.Mims	3.0
<b>Interceptions</b>	Dec. 12, 2004	vs. T.B.	D.Edwards	2
<b>FG Made</b>	Jan. 2, 1994	at T.B.	J.Carney	4
<b>Net Punt Avg.**</b>	Dec. 12, 2004	vs. T.B.	M.Scrifes	45.5

*\*Min. 20 Pass Attempts*

*\*\*Min. Three Punts*

# THE MATCHUP

## AT THE HELM



### ANTHONY LYNN

#### Chargers Head Coach

Overall Record: 28-26 (.519)  
 Reg. Season Record: 27-25 (.519)  
 Postseason Record: 1-1 (.500)  
 Record vs. T.B.: 0-0 (.000)  
 Overall Road Record (Reg.): 13-12 (.520)

Hometown: Celina, Texas  
 College: Texas Tech / UNLV ('18)

Anthony Lynn was named the 16th head coach in franchise history on Jan. 13, 2017, becoming the first African-American head coach in team annals. Lynn joined the Chargers after spending the 2015-16 seasons with the Buffalo Bills as the assistant head coach, running backs coach, the positions of offensive coordinator and interim head coach. 2020 marks Lynn's fourth season as head coach of the Chargers.

The 2019 season was highlighted by record-setting performances and recognition. Keenan Allen and Melvin Ingram III each went to their third-straight Pro Bowl while Joey Bosa went to his second in three seasons. On offense, Allen set a team record for catches in a season (104) and the unit touted a pair of 1,000-yard receivers (Allen and Mike Williams) while Austin Ekeler finished the year with 92 catches for 993 yards and eight touchdowns. Ekeler posted the NFL's 35th 100-yard rushing / 100-yard receiving game in the Chargers' victory at Jacksonville in 2019 on just 12 offensive touches — the fewest in a 100/100 performance in NFL history. Lynn has compiled a 27-24 regular-season record through four-plus seasons with the Chargers.

A native of Celina, Texas, some 40 miles north of Dallas, Lynn was an All-Southwest Conference running back as a collegian at Texas Tech, where he rushed for 1,911 yards and 17 touchdowns on 481 carries. That helped him earn a ticket to the NFL where he signed with the New York Giants as an undrafted free agent in 1992. After being released by the Giants, Lynn signed with Denver in 1993 and appeared in 13 games for the Broncos. Lynn moved on to the Bay Area in 1995, spending two seasons with the San Francisco 49ers (1995-96) before concluding his career in Denver (1997-99), where he won back-to-back Super Bowl championships (XXXII and XXXIII) with the Broncos. Lynn hung up his cleats after the '99 season, having played in 83 career games.



### BRUCE ARIANS

#### Buccaneers Head Coach

Overall Record: 68-45-1 (.601)  
 Reg. Season Record: 67-43-1 (.608)  
 Postseason Record: 1-2 (.333)  
 Record vs. LAC: 1-0 (1.00)  
 Overall Home Record (Reg.): 37-17-1 (.682)

Hometown: York, Pa.  
 College: Virginia Tech ('75)

Bruce Arians was named the 12th head coach in franchise history on January 8, 2019. Arians is a two-time Associated Press NFL Coach of the Year, earning the award in 2012 (Indianapolis Colts) and in 2014 (Arizona Cardinals). He is the only coach in NFL history to earn the award multiple times in a three-year span with different teams and is one of only 12 coaches in NFL history to win the award multiple times.

In his first season with the Buccaneers in 2019, Arians led Tampa Bay to a two-win improvement over the previous season, guiding the team to a 5-3 record over the last eight games to finish 7-9. The team's seven wins were its most since 2016. Prior to arriving in Tampa, Arians spent five seasons as the head coach of the Arizona Cardinals (2013-17) in addition to a 12-game stint as interim head coach for the Indianapolis Colts (2012), compiling a regular season record of 58-33-1. During that 92-game stretch Arians was a head coach, his 58 wins ranked fourth in the NFL, trailing only Bill Belichick (73), Pete Carroll (63) and Mike Tomlin (59). Arians' coaching career began as a graduate assistant at his alma mater, Virginia Tech, in 1975. He spent 1978-80 with Mississippi State as the school's running backs/wide receivers coach before coaching the running backs at Alabama for two seasons (1981-82) under legendary coach Paul "Bear" Bryant.

Born in Paterson, New Jersey, Arians grew up in York, Pennsylvania, and played quarterback at Virginia Tech.

## 2020 TEAM RANKINGS

1-2  
3rd (AFC West)

2-1  
1st (NFC South)

### OFFENSE (NFL RANK)

17.3 (29th) . . . . . Points Per Game . . . . . 27.3 (14th)  
 425.7 (6th) . . . . . Net Yds. Per Game . . . . . 334.0 (25th)  
 151.7 (6th) . . . . . Net Rushing Yds. Per Game . . . . . 92.0 (27th)  
 274.0 (8th) . . . . . Net Passing Yds. Per Game . . . . . 242.0 (T-18th)  
 5.70 (17th) . . . . . Scrimmage Yds. Per Play . . . . . 5.36 (24th)  
 2/66 . . . . . Opp. Interceptions/Return Yds. . . . . 3/97  
 6/-27 (T-14th) . . . . . Sacks Allowed/Yds. . . . . 5/-27 (T-8th)  
 5/3 . . . . . Fumbles/Lost . . . . . 4/2  
 50.0% (T-5th) . . . . . Third Down Pct. . . . . 45.0% (12th)  
 55.6% (22nd) . . . . . Red Zone TD Pct. . . . . 80.0% (T-4th)  
 32:10 (9th) . . . . . Time of Possession Avg. . . . . 29:02 (23rd)  
 5 (T-22nd) . . . . . Giveaways. . . . . 5 (T-22nd)

### DEFENSE (NFL RANK)

19.0 (4th) . . . . . Points Per Game . . . . . 20.3 (T-7th)  
 337.0 (8th) . . . . . Net Yds. Per Game . . . . . 308.0 (4th)  
 109.3 (11th) . . . . . Net Rushing Yds. Per Game . . . . . 70.3 (3rd)  
 227.7 (9th) . . . . . Net Passing Yds. Per Game . . . . . 237.7 (14th)  
 5.38 (10th) . . . . . Scrimmage Yds. Per Play . . . . . 4.71 (2nd)  
 1/0 . . . . . Interceptions/ Return Yds. . . . . 4/27  
 6/-47 (T-17th) . . . . . Sacks/Yds. . . . . 12/-81 (T-3rd)  
 2/1 . . . . . Opp. Fumbles/Lost . . . . . 4/2  
 39.0% (11th) . . . . . Third Down Pct. . . . . 40.0% (12th)  
 22.2% (1st) . . . . . Red Zone TD Pct. . . . . 50.0% (T-6th)  
 2 (T-24th) . . . . . Takeaways. . . . . 6 (T-3rd)

-3 (T-24th) . . . . . TURNOVER MARGIN . . . . . +1 (T-14th)

### SPECIAL TEAMS (NFL RANK)

44.9 (20th) . . . . . Punts-Avg. Yds. (Gross) . . . . . 44.5 (21st)  
 40.1 (20th) . . . . . Punts-Avg. Yds. (Net) . . . . . 38.9 (23rd)  
 4.0 (T-23rd) . . . . . Punt Returns-Avg. Per. . . . . 4.2 (22nd)  
 13.3 (28th) . . . . . Punt Returns-Avg. Per Allowed. . . . . 9.7 (22nd)  
 25.7 (10th) . . . . . Kickoff Returns-Avg. Per . . . . . 8.5 (32nd)  
 36.7 (29th) . . . . . Kickoff Returns-Avg. Per Allowed. . . . . — (T-31st)  
 6/7 (T-12th) . . . . . Field Goals Made/Attempted. . . . . 4/5 (T-19th)

### PENALTIES (NFL RANK)

20/135 (T-20th) . . . . . Penalties Against/Yds. . . . . 23/211 (29th)

# THE MATCHUP

## WITHIN STRIKING DISTANCE

### WR Keenan Allen

- Needs 72 receiving yards to pass Hall of Fame TE Kellen Winslow (6,741) for No. 5 on the team's all-time receiving yards list.
- Needs 100 receiving yards to register his 25th career 100-yard game to move to sole possession of No. 2 in team annals.
- Needs seven catches on third down to reach 100 since 2017, becoming the first NFL player to do so over that span.

### K Michael Badgley

- Needs at least three made field goals with no missed attempts to rank tied for No. 4 in field goal percentage in NFL history among players with at least 40 field goal attempts.

### DE Joey Bosa

- Needs one sack to reach 44.0 for his career and pass LB Shawne Merriman (43.5) for No. 7 in team history.
  - The sack would give him at least one in each of the first four games of the season — tying Leslie O'Neal (1993) for the longest sack-streak to start a season in Chargers history.

### RB Austin Ekeler

- Needs one receiving TD to become the youngest undrafted RB in the common draft era (since 1967) to reach 15 career receiving scores — at 25 years, 141 days.
  - He would become just the fourth RB in the Super Bowl era to accomplish the feat before turning 26-years-old — Christian McCaffrey (23 years, 170 days), Chuck Foreman (25 years, 42 days) and Joe Cribbs (25 years, 312 days).
- Needs two receiving TDs to pass LaDainian Tomlinson (15) for the most TD catches by a RB in Chargers history.
- Needs three receiving TDs to pass Dan Reeves (16) for the most by an undrafted RB through the first four seasons of a career in NFL history.

### TE Hunter Henry

- Needs 85 receiving yards to reach 2,000 for his career.

### QB Justin Herbert

- Needs 300 passing yards to become the first QB in NFL history to begin a career with three-straight 300-yard performances.
  - The streak would also be the longest by any rookie QB in NFL history (Cincinnati's Joe Burrow can accomplish this as well on Sunday) and would tie for the fourth-longest streak of 300-yard performances in team history.

### P Ty Long

- Needs at least one punt with no touchbacks to tie for the fewest punting touchbacks (two) through a player's first 20 career games (min. 60 punts) since punting touchbacks began being tracked in 1991.

### QB Tyrod Taylor

- Needs 230 passing yards to reach 10,000 for his career.

## 2020 INDIVIDUAL LEADERS



1-2  
3rd (AFC West)

2-1  
1st (NFC South)

### PASSING YARDS

Herbert .....	641	Brady.....	753
Taylor.....	208		

### RUSHING YARDS

Ekeler.....	236	Jones II .....	142
Kelley.....	167	Fournette .....	123

### RECEIVING YARDS

Allen.....	265	Godwin .....	167
Henry.....	206	Miller.....	143
Ekeler.....	142	Evans.....	108
Williams.....	100		

### POINTS SCORED

Badgley.....	22	Evans.....	24
Five Tied .....	6	Succop .....	20
		Fournette .....	12

### INTERCEPTIONS

Ingram III.....	1	Four Tied .....	1
-----------------	---	-----------------	---

### SACKS

Bosa.....	3.0	Pierre-Paul .....	3.0
Jenkins .....	1.0	Barrett.....	2.0
Nwosu.....	1.0	Suh.....	2.0
Tillery.....	1.0	Winfield Jr. ....	2.0

### TACKLES (SOLO)

Murray Jr. ....	23 (12)	White.....	33 (20)
White.....	20 (14)	David.....	24 (16)
Hayward Jr. ....	16 (14)	Winfield Jr. ....	23 (15)
Harris Jr. ....	15 (8)	Dean.....	18 (15)

### KICKOFF RETURNS (AVG.)

Reed .....	6 (25.7)	Mickens.....	1 (17.0)
------------	----------	--------------	----------

### PUNT RETURNS (AVG.); FAIR CATCH

Hill Jr. ....	2 (5.0); 1	Mickens.....	5 (4.2); 4
King II .....	3 (3.3); 3		

### FIELD GOALS

Badgley.....	6/7 (85.7%)	Succop .....	4/5 (80.0%)
--------------	-------------	--------------	-------------

### PUNTS (GROSS/NET AVG.)

Long.....	11 (44.9/40.1)	Pinion .....	14 (44.5/38.9)
-----------	----------------	--------------	----------------

# CHARGERS-BUCCANEERS CONNECTIONS

## COLLEGE CONNECTIONS

	LAC	DT Damion Square	2008-12
	TB	<u>Kevin Garver (WRs)</u>	2007-12
	TB	<u>John Van Dam (Off. QC)</u>	2013-16
	LAC	LS Cole Mazza	2013-16
	LAC	Mark Ridgley (RBs)	2004-07, 2008-09
	TB	<u>Anthony Piroli</u> (Head Strength & Conditioning)	2008-09
	TB	LeSean McCoy	2006-08
	LAC	QB Tyrod Taylor	2007-10
	LAC	CB Brandon Facyson	2013-17
	TB	Cody Grimm (Def./Special Teams Asst.)	2006-09, 15-18
	LAC	TE Hunter Henry	2013-15
	TB	<u>Corey Bichey (Asst. S&amp;C)</u>	2013-17
	LAC	C/G Ryan Groy	2009-13
	TB	ILB Jack Cichy	2013-17
	LAC	DB Desmond King II	2013-16
	TB	OLB Anthony Nelson	2015-18
	LAC	G Trai Turner	2011-13
	TB	ILB Kevin Minter	2009-12
	LAC	QB Easton Stick	2014-18
	TB	T Joe Haeg	2011-15
	LAC	Seth Ryan (Off. QC)	2013-16
	LAC	WR Mike Williams	2014-16
	TB	P Bradley Pinion	2012-14
	LAC	LB Uchenna Nwosu	2014-17
	TB	RB Ronald Jones II	2015-17
	LAC	Phil McGeoghan (WRs)	2009-11
	TB	OLB Jason Pierre-Paul	2009

## AREA BONDS

Chargers **G Trai Turner** and Buccaneers **RB Leonard Fournette** both hail from New Orleans, La., and both attended St. Augustine High School in New Orleans.

**Turner** and **Fournette**, along with Chiefs **S Tyrann Mathieu**, are three examples of the Southeastern Louisiana lineage that went from St. Augustine to LSU, then to the NFL.

Bolts **G/T Tyree St. Louis** is a native of Tampa, Fla., and attended IMG Academy in nearby Bradenton, Fla.

Chargers **Head Coach Anthony Lynn** and Buccaneers **RB Ronald Jones II** both hail from McKinney, Texas.

Tampa Bay **OLB Quinton Bell** hails from nearby Long Beach, Calif., and graduated from Costa Mesa High School.

Buccaneers **DL William Gholston** and Chargers **DB Desmond King II** both call Detroit, Mich., home.

Underlined indicates coaching or administrative roles.

## NOTEWORTHY BONDS

Chargers **Defensive Coordinator Gus Bradley** (2006-08), **Special Teams Coordinator / Asst. Head Coach George Stewart** (1992-95), **TEs Coach Alfredo Roberts** (2009-11) and **Asst. TEs Coach Dan Shamash** (2012-13) all have spent time on the Buccaneers' coaching staff.

Buccaneers **CBs Coach Kevin Ross** was a DB for the Chargers in 1996 and later returned to the Bolts' coaching staff, serving as an Asst. Secondary Coach from 2007-08. Tampa Bay **Director of College Scouting Mike Biehl** also spent time with the Chargers, serving the personnel department from 2001-13.






Current **Bucs OL Coach Joe Gilbert** was Chargers **WRs Coach Phil McGeoghan's** college offensive coordinator at Maine from 1998-99. McGeoghan played WR at Maine from 1998-2000 before entering the NFL.

Chargers **Asst. Special Teams Coach Keith Burns** played for the Bucs in 2004, and **Burns' daughter, Danielle**, is currently a member of Tampa Bay's communications department. Chargers **Equipment Manager Chris Smith's** son, **Zach**, is also a Scouting Assistant for the Buccaneers.

**Stewart** spent from 2007-16 as the WRs Coach for the Minnesota Vikings, serving on the coaching staff of a Vikings team that featured **CB Antoine Winfield Sr.**, father of current Buccaneers **S Antoine Winfield Jr.**

Buccaneers **OLB Jason Pierre-Paul** and Chargers **DT Linval Joseph** were starters on the Giants' defensive front on the team's 2011 Super Bowl XLVI Championship team, while Bolts **QB Tyrod Taylor** and Tampa Bay **C Ryan Jensen** were teammates on Baltimore's Super Bowl XLVII Championship team in 2012.

## NOTABLE PRO CONNECTIONS

Head S&C John Lott (2007-14)		Head Coach Bruce Arians (2013-17)
Asst. OL Coach David Diaz-Infante (2015)		Defensive Coord. Todd Bowles (2013-14)
		Asst. Head Coach / Run Game Coord. Harold Goodwin (2013-17)
		Asst. Coach Tom Moore (2013-17)
		Safeties Coach Nick Rapone (2013-17)
		CBs Coach Kevin Ross (2013-17)
		LB Kevin Minter (2013-16)
		OLBs Coach Larry Foote (2014, 2015-18)
		C A.G. Shipley (2015-19)
Head Coach Anthony Lynn (2015-16)		RB LeSean McCoy (2015-18)
QB Tyrod Taylor (2015-17)		
C/G Ryan Groy (2015-18)		
WRs Coach Phil McGeoghan (2017)		
Head S&C John Lott (1997-2004)		Def. Coord. Todd Bowles (2000, 2015-18)
Head Coach Anthony Lynn (2009-14)		Asst. Coach Tom Moore (2011)
Asst. DL Coach La'Roi Glover (2017-18)		ILBs Coach Mike Caldwell (2015-18)
Asst. OL David Diaz-Infante (2019)		DL Coach Kacy Rodgers (2015-18)
		Def. QC Tim Atkins (2016-18)
Head Coach Anthony Lynn (2005-06)		Defensive Coord. Todd Bowles (2005-07)
		DL Coach Kacy Rodgers (2003-07)
General Manager Tom Telesco (1998-2012)		Head Coach Bruce Arians (1998-2000, 2012)
QBs Coach Pep Hamilton (2013-15)		Asst. Coach Tom Moore (1998-2010)
		Asst. to HC Mike Chiurco (1999-2003)
		QBs Coach Clyde Christensen (2002-15)
		OL Coach Joe Gilbert (2012-17)
		Asst. Head Coach / Run Game Coord. Harold Goodwin (2012)
		C A.G. Shipley (2012, 2014)
Head Coach Anthony Lynn (2003-04)		Offensive Coord. Byron Leftwich (2003-06)
TEs Coach Alfredo Roberts (2003-06)		QB Blaine Gabbert (2011-13)
Def. Coordinator Gus Bradley (2013-16)		T Josh Wells (2014-18)
Sr. Coaching Asst. Chris Caminiti (2002-04)		QB Tom Brady (2000-19)
TE Stephen Anderson (2018-19)		TE Rob Gronkowski (2010-18)
Asst. OL Coach David Diaz Infante (1999)		ILBs Coach Mike Caldwell (1991-2001)
DT Damion Square (2013)		RB LeSean McCoy (2009-14)
LBs Coach Richard Smith (2011-14)		OLB Shaquil Barrett (2014-18)
CB Chris Harris Jr. (2011-19)		
TE Virgil Green (2011-17)		
Head S&C John Lott (1987)		Asst. Coach Tom Moore (1977-89)
Asst. Head Coach / Special Teams Coord. George Stewart (1989-91)		

*Italicized* indicates coaches who were players at the time.

# TOM TELESKO



## TELESKO'S DRAFT SUPERLATIVES

Selections made by **Telesko** have garnered league-wide recognition. He has drafted eight players that were named All-Rookie by the *Professional Football Writers of America*.

A pair of picks by Telesko earned *PFWA* Rookie of the Year honors — **Keenan Allen** for offense in 2013 and **Joey Bosa** for defense in 2016. A pair of recent picks were each named an All-Pro from *The Associated Press* in 2018: **Derwin James Jr.** (1st-team S, 2nd-team DB) and **Desmond King II** (1st-team DB, 2nd-team PR).

Below is a look at Telesko's draft picks that have made a Pro Bowl or been recognized by the *PFWA* as All-AFC or All-Rookie:

### BOLTS DRAFT PICK SUPERLATIVES WITH TEAM, SINCE 2013

Drafted	Player	Pro Bowls	All-AFC	All-Rookie
2013	Keenan Allen	3	1	1
	D.J. Fluker	0	0	1
2014	Jason Verrett	1	0	0
2015	Melvin Gordon III	2	0	0
2016	Joey Bosa	2	2	1
	Jatavis Brown	0	0	1
	Hunter Henry	0	0	1
2017	Dan Feeney	0	0	1
2018	Derwin James Jr.	1	1	1
2019	Drue Tranquill	0	0	1

## LEAGUE-WIDE RECOGNITION

Throughout his tenure with the Chargers, **Telesko** has acquired or extended 11 players that went on to earn Pro Bowl nods, including five players that were acquired via draft pick.

### BOLTS PRO BOWLERS ACQUIRED OR EXTENDED, SINCE 2013

Year	Player	Transaction	Pro Bowls
2013	WR Keenan Allen	Drafted (3-76)	3
2014	S Adrian Phillips	UDFA	1
	CB Jason Verrett	Drafted (1-25)	1
2015	RB Melvin Gordon III	Drafted (1-15)	2
	QB Philip Rivers	Extended	3
2016	DE Joey Bosa	Drafted (1-3)	2
	CB Casey Hayward Jr.	UFA (G.B.)	2
2017	DE Melvin Ingram III	Extension	3
	T Russell Okung	UFA (Den.)	1
2018	S Derwin James Jr.	Drafted (1-17)	1
	C Mike Pouncey	FA	1
<b>Totals</b>	<b>11 Players</b>		<b>20</b>

Telesko has also acquired 10 players since 2013 to win Player of the Week recognition and two to win Player of the Month. **Joey Bosa** twice earned NFL Defensive Rookie of the Month in 2016 (October and December) en route to winning consensus Defensive Rookie of the Year honors.

This season, **Casey Hayward Jr.** kicked off the year by winning AFC Defensive Player of the Week for his Week 1 performance at Cincinnati — 12 solo tackles and two passes defensed, becoming the first NFL defensive back since at least 2000 to have more than 10 solo tackles and multiple breakups on Kickoff Weekend.

### AFC PLAYER OF THE WEEK/MONTH ACQUIRED SINCE 2013

Year	Player	Phase	Month/Week
2016	P Drew Kaser	Special Teams	Week 6 vs. Den.
	LB Denzel Perryman	Defense	Week 7 at Atl.
	DE Joey Bosa	Defense	October
	RB Melvin Gordon III	Offense	Week 9 vs. Ten.
2017	RB Melvin Gordon III	Offense	Week 5 at NYG
	WR Travis Benjamin	Special Teams	Week 7 vs. Den.
	CB Casey Hayward Jr.	Defense	November
2018	CB Desmond King II	Defense	Week 9 at Sea.
	CB Desmond King II	Special Teams	Week 13 at Pit.
	K Michael Badgley	Special Teams	Week 14 vs. Cin.
	WR Mike Williams	Offense	Week 15 at K.C.
2019	P Ty Long	Special Teams	Week 1 vs. Ind.
	DE Joey Bosa	Defense	Week 8 at Chi.
2020	CB Casey Hayward Jr.	Defense	Week 1 at Cin.



# TOM TELESKO DRAFT HISTORY



Chargers General Manager Tom Telesko has drafted 52 players since joining the team in 2013. Those draft picks have combined to play 1,447 games and make 761 starts in the regular season (43 games played with 26 starts in the postseason) for the Bolts.

## 2020 CHARGERS DRAFT SELECTIONS

Pos.	Player	Drafted	Reg. Season		Postseason	
			GP	GS	GP	GS
QB	Justin Herbert	1-6	2	2	0	0
LB	Kenneth Murray Jr.	1-23	3	3	0	0
RB	Joshua Kelley	4-112	3	0	0	0
WR	Joe Reed	5-151	3	0	0	0
S	Alohi Gilman	6-186	3	0	0	0
WR	KJ Hill Jr.	7-220	3	0	0	0
<b>TOTALS</b>			<b>17</b>	<b>5</b>	<b>0</b>	<b>0</b>

## 2019 CHARGERS DRAFT SELECTIONS

Pos.	Player	Drafted	Reg. Season		Postseason	
			GP	GS	GP	GS
DT	Jerry Tillery	1-28	18	4	0	0
S	Nasir Adderley	2-60	7	2	0	0
T	Trey Pipkins III	3-91	16	3	0	0
LB	Drue Tranquill	4-130	16	4	0	0
QB	Easton Stick	5-166	0	0	0	0
LB	Emeke Egbule	6-200	18	0	0	0
DT	Cortez Broughton	7-242	3	0	0	0
<b>TOTALS</b>			<b>78</b>	<b>13</b>	<b>0</b>	<b>0</b>

## 2018 CHARGERS DRAFT SELECTIONS

Pos.	Player	Drafted	Reg. Season		Postseason	
			GP	GS	GP	GS
S	Derwin James Jr.	1-17	21	21	2	2
DE	Uchenna Nwosu	2-48	35	7	2	0
DT	Justin Jones	3-84	29	14	2	2
LB	Kyzir White	4-119	22	12	0	0
C/G	Scott Quessenberry	5-155	34	9	2	0
WR	Dylan Cantrell	6-191	0	0	0	0
RB	Justin Jackson	7-251	21	1	2	0
<b>TOTALS</b>			<b>162</b>	<b>64</b>	<b>10</b>	<b>4</b>

## 2017 CHARGERS DRAFT SELECTIONS

Pos.	Player	Drafted	Reg. Season		Postseason	
			GP	GS	GP	GS
WR	Mike Williams	1-7	44	23	2	2
G	Forrest Lamp	2-38	12	5	0	0
C/G	Dan Feeney	3-71	50	44	2	2
S	Rayshawn Jenkins	4-113	49	20	2	2
DB	Desmond King II	5-151	50	21	2	2
T	Sam Tevi	6-190	47	33	2	2
DE	Isaac Rochell	7-225	38	3	2	0
<b>TOTALS</b>			<b>290</b>	<b>149</b>	<b>12</b>	<b>10</b>

## 2016 CHARGERS DRAFT SELECTIONS

Pos.	Player	Drafted	Reg. Season		Postseason	
			GP	GS	GP	GS
DE	Joey Bosa	1-3	54	52	2	2
TE	Hunter Henry	2-35	44	38	1	1
C	Max Tuerk	3-66	0	0	0	0
LB	Joshua Perry	4-102	15	1	0	0
LB	Jatavis Brown	5-175	56	23	0	0
P	Drew Kaser	6-179	36	0	0	0
FB	Derek Watt	6-198	64	13	2	0
G	Donavon Clark	7-224	0	0	0	0
<b>TOTALS</b>			<b>269</b>	<b>127</b>	<b>5</b>	<b>3</b>

## 2015 CHARGERS DRAFT SELECTIONS

Pos.	Player	Drafted	Reg. Season		Postseason	
			GP	GS	GP	GS
RB	Melvin Gordon III	1-15	67	63	2	2
LB	Denzel Perryman	2-48	59	45	0	0
CB	Craig Mager	3-83	24	10	0	0
LB	Kyle Emanuel	5-153	63	32	2	0
DE	Darius Philon	6-192	54	19	2	0
<b>TOTALS</b>			<b>267</b>	<b>171</b>	<b>6</b>	<b>2</b>

## 2014 CHARGERS DRAFT SELECTIONS

Pos.	Player	Drafted	Reg. Season		Postseason	
			GP	GS	GP	GS
CB	Jason Verrett	1-25	25	21	0	0
LB	Jeremiah Attaochu	2-50	38	13	0	0
G	Chris Watt	3-89	17	8	0	0
DT	Ryan Carrethers	5-165	24	3	0	0
RB	Marion Grice	6-201	0	0	0	0
WR	Tevin Reese	7-240	0	0	0	0
<b>TOTALS</b>			<b>104</b>	<b>45</b>	<b>0</b>	<b>0</b>

## 2013 CHARGERS DRAFT SELECTIONS

Pos.	Player	Drafted	Reg. Season		Postseason	
			GP	GS	GP	GS
T	D.J. Fluker	1-11	59	59	2	2
LB	Manti Te'o	2-38	38	34	2	2
WR	Keenan Allen	3-76	89	85	4	3
CB	Steve Williams	5-145	31	4	0	0
LB	Tourek Williams	6-179	44	6	2	0
QB	Brad Sorensen	7-221	0	0	0	0
<b>TOTALS</b>			<b>261</b>	<b>188</b>	<b>10</b>	<b>7</b>

\*Current Chargers

# ANTHONY LYNN

## AROUND THE WORLD IN 80 DAYS

Since the 2017 season, Head Coach **Anthony Lynn's** Chargers have ranked among the league's most-traveled teams. Including both road playoff games, Lynn's 2018 Bolts squad traveled a total of 40,605 miles (airport-to-airport). It's the second-most miles traveled by any team in the NFL in a single season since Lynn took over at the helm in 2017.

### MOST MILES TRAVELED, SINGLE SEASON, 2017-19

Rank	Team	Year	E.C./London Record	Miles
1.	Sea.	2018	3-0	41,236
2.	LAC	2018	5-1	40,605
3.	Oak.	2019	2-1	40,188

*Data Courtesy of NFL Communications*

In 2020, Chargers are scheduled to travel 25,387 miles for road contests. It marks the fourth-straight season that Lynn has coached the Charges to travel more than the distance around the world (approximately 25,000 miles). The Bolts are the only NFL team to travel at least once around the world in every season from 2017-20.

The 25,387 miles that the Chargers are set to accrue in 2020 triple the distance that their Week 1 foe, the Cincinnati Bengals (7,496), are scheduled to travel for the entirety of the regular season.

### SCHEDULED MILES TO TRAVEL, 2020 SEASON

Rk.	Team	Head Coach	Miles To Travel
1.	Seattle Seahawks	Pete Carroll	28,878
2.	San Francisco 49ers	Kyle Shanahan	25,485
3.	Los Angeles Chargers	Anthony Lynn	25,387
4.	New England Patriots	Bill Belichick	24,560
5.	Miami Dolphins	Brian Flores	24,528

*Data Courtesy of NFL Communications*

## RUNNING BY DESIGN

**Anthony Lynn** has put a renewed emphasis on balance for the offense. Through three weeks, the Bolts are averaging 151.7 rushing yards-per-game – the ninth time averaging above 150 through the first three weeks of a season in team history and the first time since 2006.

### RUSHING YARDS-PER-GAME, WEEKS 1-3, CHARGERS HISTORY

Rank	Season	Rush Yds/Game	Ended Season
1.	1976	222.7	145.7 (17th in NFL)
2.	2006	217.5	161.1 (2nd in NFL)
3.	1974	183.0	150.8 (8th in NFL)
4.	1979	174.7	104.3 (27th in NFL)
5.	2002	163.3	133.6 (8th in NFL)
6.	1968	163.0	126.1 (5th in AFL)
7.	2020	151.7	—
8.	1961	150.3	105.8 (6th in AFL)
9.	2005	150.0	129.5 (9th in NFL)

## A BEAST IN THE EAST

Since taking over as Los Angeles' head coach in 2017, **Anthony Lynn** has led a squad to play 12 regular-season games in Eastern Time or in London – more than any other club that resides in the Pacific Time Zone.

With a win at Cincinnati, the Bolts improved to an 9-3 record in the East or London in the regular season since 2017, trailing only Seattle's 10 wins over that span among Pacific Time Zone teams. The Chargers are slated to go to the East Coast three more times in 2020— all in the early time slot.

### HEAD COACH WINS IN EASTERN TIME ZONE AND LONDON, PACIFIC TIME ZONE TEAMS, REGULAR SEASON, SINCE 2017

Rank	Coach (Team)	Wins	Losses	Ties	Pct.
1.	Pete Carroll (Sea.)	10	1	0	.909
2.	Anthony Lynn (LAC)	9	3	0	.750
	Sean McVay (LAR)	9	2	0	.818
4.	Kyle Shanahan (S.F.)	5	5	0	.500
5.	Jon Gruden (Oak./L.V.)	3	6	0	.333

No season was more impressive than 2018, when the team played five games (regular and postseason combined) in the early time slot on the East Coast or in London – more than any other Pacific Time Zone team.

### EARLY TIME SLOT GAMES, EASTERN TIME ZONE / LONDON, 2018, REGULAR AND POSTSEASON COMBINED

Rank	Coach (Team)	Total Games	Record	Win Pct.
1.	Anthony Lynn (LAC)	5	4-1	.800
2.	Jon Gruden (Oak.)	4	0-4	.000
3.	Pete Carroll (Sea.)	3	3-0	1.000

## ANTHONY LYNN COACHING RECORD

Category	W	L	T	Pct.
Regular-season record as NFL head coach	27	25	0	0.519
Postseason record as NFL head coach	1	1	0	0.500
<b>Overall record as NFL head coach</b>	<b>28</b>	<b>26</b>	<b>0</b>	<b>0.519</b>
Regular-season record as NFL coordinator	7	6	0	0.539
Postseason record as NFL coordinator	—	—	—	—
<b>Overall record as NFL coordinator</b>	<b>7</b>	<b>6</b>	<b>0</b>	<b>0.539</b>
Regular-season record as NFL assistant coach	128	130	0	0.496
Postseason record as NFL assistant coach	4	4	0	0.500
<b>Overall record as NFL assistant coach</b>	<b>132</b>	<b>134</b>	<b>0</b>	<b>0.496</b>
Regular-season record as NFL coach	162	161	0	0.502
Postseason record as NFL coach	5	5	0	0.500
<b>Overall record as NFL coach</b>	<b>167</b>	<b>166</b>	<b>0</b>	<b>0.502</b>

# TEAM NOTES

## WELCOME TO L.A.



15 players on Los Angeles' active roster are new this season.

### HOW NEW CHARGERS WERE ACQUIRED

How Acquired	New Players
Draft Selections	6
Undrafted Free Agents	2
Veteran Free Agents	6
Trades	1
Waiver Claims	0
<b>Totals</b>	<b>15</b>

### NEW CHARGERS ON THE ACTIVE ROSTER

Pos.	Player	Exp.	How Acq.
S	Jahleel Addae	8	Free Agent
T	Bryan Bulaga	11	UFA (Green Bay)
S	Alohi Gilman	R	Draft Selection (6-186)
QB	Justin Herbert	R	Draft Selection (1-6)
WR	KJ Hill Jr.	R	Draft Selection (7-220)
DT	Linval Joseph	11	Free Agent
RB	Joshua Kelley	R	Draft Selection (4-112)
DE	Jessie Lemonier	R	Undrafted Free Agent
LB	Kenneth Murray Jr.	R	Draft Selection (1-23)
FB	Gabe Nabers	R	Undrafted Free Agent
T	Storm Norton	1	Free Agent
TE	Donald Parham Jr.	1	Free Agent
WR	Joe Reed	R	Draft Selection (5-151)
G	Trai Turner	7	Trade (Carolina)
LB	Nick Vigil	5	UFA (Cincinnati)

## DIAMONDS IN THE ROUGH



In each season from 2008-20, at least one undrafted rookie has made the Chargers active roster for the Week 1 game. Six of those players appeared in all 16 regular-season contests for the Bolts. 11 made a start for the Chargers and seven started multiple times as a rookie.

### UNDRAFTED ROOKIES ON KICKOFF WEEKEND ROSTER, SINCE 2008

Season	Player	College	GP as Rookie*
2020	FB Gabe Nabers**	Florida State	3 (1 start)
2019	DE Chris Peace	Virginia	1
	S Roderic Teamer	Tulane	7 (6 starts)
2018	LB Emmanuel Ellerbee***	Rice	3
	CB Brandon Facyson	Virginia Tech	15
	WR JJ Jones	West Georgia	3
	RB Detrez Newsome	Western Carolina	9
2017	TE Sean Culkin	Missouri	1
	RB Austin Ekeler	Western State Colorado	16
	LB Nigel Harris	South Florida	5 (1 start)
	K Younghoe Koo	Georgia Southern	4
	LB James Onwualu	Notre Dame	9
2016	RB Kenneth Farrow	Houston	13 (2 starts)
	S Dexter McCoil	Tulsa	16 (2 starts)
	C/G Spencer Pulley	Vanderbilt	16
2015	LB Nick Dzubnar	Cal Poly-San Luis Obispo	16
	WR Tyrell Williams	Western Oregon	7
2014	CB Chris Davis	Auburn	12 (1 start)
	RB Branden Oliver	Buffalo	14 (7 starts)
	DT Tenny Palepoi	Utah	16
2013	S Jahleel Addae	Central Michigan	16 (2 starts)
	DT Kwame Geathers	Georgia	7
2012	G Mike Harris	UCLA	15 (9 starts)
2011	LB Darryl Gamble	Georgia	5
2010	LB Brandon Lang	Troy	10
2009	S C.J. Spillman	Marshall	5 (1 start)
2008	RB Mike Tolbert	Coastal Carolina	13 (7 starts)

\*Number of games played as rookie for Chargers

\*\*Part of 55-man active roster for Week 1 (2020 COVID exception)

\*\*\*Claimed off waivers from Seattle following final cuts

# TEAM NOTES

## CAREER FIRSTS THIS SEASON

The Bolts' young players have contributed early in their careers. Below is a look at some accomplished career firsts by the group:

### CHARGERS CAREER FIRSTS THIS SEASON

Player	First Career . . .	Notes
<b>LB Asmar Bilal</b>	Game Played . . . . .	Week 1 at Cincinnati
<b>RB Darius Bradwell</b>	Game Played . . . . .	Week 2 vs. Kansas City
<b>CB Tevaughn Campbell</b>	Game Played . . . . .	Week 3 vs. Carolina
<b>S Alohi Gilman</b>	Game Played . . . . .	Week 1 at Cincinnati
<b>WR Jalen Guyton</b>	Start. . . . .	Week 1 at Cincinnati
	Reception . . . . .	Week 1 at Cin. — 16 yards from QB Tyrod Taylor
	Receiving TD . . . . .	Week 2 vs. KC — 14 yards from QB Justin Herbert
<b>RB Joshua Kelley</b>	Game Played . . . . .	Week 1 at Cincinnati
	Rushing TD. . . . .	Week 1 at Cin. — 5 yards
	Reception . . . . .	Week 2 vs. K.C. — 35 yards from QB Justin Herbert
<b>QB Justin Herbert</b>	Game Played . . . . .	Week 2 vs. Kansas City
	Start. . . . .	Week 2 vs. Kansas City
	Completion. . . . .	Week 2 vs. KC — 35 yards to RB Joshua Kelley
	Passing TD . . . . .	Week 2 vs. KC — 14 yards to WR Jalen Guyton
	Rush TD . . . . .	Week 2 vs. KC — 4-yard run
<b>WR KJ Hill Jr.</b>	Game Played . . . . .	Week 1 at Cincinnati
	Reception . . . . .	Week 3 vs. Car. — 15 yards
	Punt Return . . . . .	Week 3 vs. Car. — 10 yards
<b>DE Jessie Lemonier</b>	Game Played . . . . .	Week 3 vs. Carolina
<b>LB Kenneth Murray Jr.</b>	Game Played . . . . .	Week 1 at Cincinnati
	Start. . . . .	Week 1 at Cincinnati
	Tackle . . . . .	Week 1 at Cincinnati of Bengals RB Joe Mixon
<b>FB Gabe Nabers</b>	Game Played . . . . .	Week 1 at Cincinnati
	Start. . . . .	Week 2 vs. Kansas City
<b>WR Joe Reed</b>	Game Played . . . . .	Week 1 at Cincinnati
	Kickoff Return . . . . .	Week 1 at Cincinnati
<b>G/T Tyree St. Louis</b>	Game Played . . . . .	Week 1 at Cincinnati
	Start. . . . .	Week 1 at Cincinnati

## NEW UNIFORM RECORD

In April, Los Angeles unveiled new, sleek uniforms to make the best uniform in sports even better — marking a new era of Chargers football as the team moves into SoFi Stadium. Below is the record for the uniform colors as well as uniform and pant combinations.

### CHARGERS RECORD BY UNIFORM AND COMBOS

Uniform/Combo	Wins	Losses	Ties	Pct.
Powder Uniform	0	0	0	—
White Uniform	1	2	0	.333
Powder/White Combo	0	0	0	—
Powder/Yellow Combo	0	0	0	—
White/White Combo	0	1	0	.000
White/Yellow Combo	1	1	0	.500
Royal Blue Color Rush	0	0	0	—
Navy Blue Color Rush	0	0	0	—

## HONOR ROLL

With a historic performance in Week 1, **Casey Hayward Jr.** was named the AFC Defensive Player of the Week for the first time in his career. Rookie quarterback **Justin Herbert** was voted by fans as the Pepsi Zero Sugar Rookie of the Week for his 300-yard performance in his career debut.

### CHARGERS AWARDS, 2020 SEASON

Player	Award
CB Casey Hayward Jr.	AFC Def. Player of the Week (W1 at Cin.)
QB Justin Herbert	Pepsi Zero Sugar Rookie of the Week (W2 vs. K.C.)

## TEAM NOTES

### GUS BRADLEY

**Gus Bradley** enters his eighth NFL season as a defensive coordinator. He has orchestrated defenses to finish inside the top-10 three times in total defense, once in rushing, four times in passing and four times in scoring defense. Bradley turned around the unit in his first season from the 29th scoring defense to rank No. 3 in the NFL.

Bradley has orchestrated defenses to success by coaching seven Pro Bowlers and four All-Pros, including safety **Derwin James Jr.** to each as a rookie in 2018.

#### GUS BRADLEY AS A DEFENSIVE COORDINATOR

Year	Team	Total	Rush	Pass	Scoring
2009	Sea.	356.4 (24)	111.0 (15)	245.4 (30)	24.4 (T-25)
2010	Sea.	368.6 (27)	118.9 (21)	249.6 (27)	25.4 (25)
2011	Sea.	332.2 (9)	112.3 (15)	219.9 (11)	19.7 (7)
2012	Sea.	306.2 (4)	103.1 (10)	203.1 (6)	15.3 (1)
2017	LAC	328.4 (15)	131.1 (31)	197.3 (3)	17.0 (3)
2018	LAC	333.7 (9)	105.8 (9)	227.9 (9)	20.6 (8)
2019	LAC	313.1 (6)	112.8 (18)	200.3 (5)	21.6 (14)
2020	LAC	337.0 (8)	109.3 (11)	227.7 (9)	19.0 (4)

### SHANE STEICHEN

**Shane Steichen** took over as the offensive coordinator last season for the final nine weeks. Over that eight-game span, the Chargers offense became more balanced in its play calling, improving in total offense, rushing offense and scoring offense while staying ranked No. 6 in passing offense.

#### SHANE STEICHEN AS AN OFFENSIVE COORDINATOR

Year	Team	Total	Rush	Pass	Scoring
2019	LAC*	384.3 (5)	112.1 (17)	272.1 (6)	22.5 (T-16)
2020	LAC	425.7 (6)	151.7 (6)	274.0 (8)	17.3 (29)

\*Served as offensive coordinator Weeks 9-17

### CHALK IT UP TO EXPERIENCE

The three Chargers coordinators — Gus Bradley, Shane Steichen, and George Stewart — have a combined total of 57 years of NFL coaching experience. That total ranks fourth in the NFL among all coordinator trios.

#### MOST COMBINED NFL COACHING YEARS, COORDINATOR TRIOS

Rk.	Team	Coordinator Trio	Years
1.	Den.	Donatelli (30), Shurmur (22), McMahon (14)	66
2.	Jax.	DeCamillis (33), Gruden (17), Wash (14)	64
3.	Pit.	Smith (26), Butler (22), Fichtner (14)	62
4.	LAC	Stewart (32), Bradley (15), Steichen (10)	57
5.	L.V.	Bisaccia (19), Olson (19), Guenther (18)	56

### BLOCKING BOLTS



On Sunday, the Chargers blocked an extra point attempt for the second-straight week. Los Angeles became the first team to block multiple extra points over the first three games of a season in over 30 years (Miami and Seattle each accomplished the feat in 1985). The two blocked PATs tie for the most by a Chargers team in a season since 1991 (two in 2001).

# TYROD TAYLOR

## DUAL-THREAT QB

Taylor has been a threat to throw or run since making his first career start in 2015. Over the past five seasons, he is one of just three QBs to throw for at least 8,000 passing yards and run for at least 1,500 yards on the ground, joining Cam Newton and Russell Wilson.



### NFL QBs WITH 8,000-PLUS PASSING YARDS AND 1,500-PLUS RUSHING YARDS, SINCE 2015

Team/s	Player	Passing Yds	Rushing Yds
Car./N.E.	Cam Newton	15,329	2,384
Buf./Cle./LAC	<b>Tyrod Taylor</b>	<b>9,571</b>	<b>1,714</b>
Sea.	Russell Wilson	20,709	2,206

With a pair of stellar seasons in a row — including the 2016 season where Anthony Lynn called the plays for most of the year — Taylor became just the sixth and most recent QB in NFL history with back-to-back seasons of 3,000 passing yards and 500 rushing.

His 2016 season became just the second season in NFL history to eclipse 3,000 passing yards and 500 rushing yards while registering an INT rate of less than 1.5 percent.

### CONSECUTIVE SEASONS WITH 3,000 PASSING YARDS AND 500 RUSHING YARDS, NFL HISTORY

Rank	Team	Player	Consecutive Seasons
1.	Carolina	Cam Newton	5 (2011-15)
2.	Seattle	Russell Wilson	3 (2013-15)
	Philadelphia	Randall Cunningham	3 (1988-90)
4.	<b>Buffalo</b>	<b>Tyrod Taylor</b>	<b>2 (2015-16)</b>
	San Francisco	Colin Kaepernick	2 (2013-14)
	Philadelphia	Michael Vick	2 (2010-11)

## WEEK 1 COMEBACK

Tyrod Taylor registered his fifth career fourth quarter come-from-behind win as a starting quarterback and orchestrated his sixth career game-winning drive this past Sunday. He became the sixth Chargers quarterback to have a comeback win in a season opener. All eight come-from-behind wins in season openers in Chargers history are listed below:

### QB FOURTH QUARTER COMEBACK WINS, SEASON OPENERS, CHARGERS HISTORY

Date	Opp.	Player	4Q Deficit	Result
<b>Sept. 13, 2020</b>	<b>at Cin.</b>	<b>Tyrod Taylor</b>	<b>6-13</b>	<b>W, 16-13</b>
Sept. 13, 2015	vs. Det.	Philip Rivers	20-21	W, 33-28
Sept. 11 2011	vs. Min.	Philip Rivers	14-17	W, 24-17
Sept. 14, 2009	at Oak.	Philip Rivers	17-20	W, 24-20
Sept. 6, 1998	vs. Buf.	Ryan Leaf	13-14	W, 16-14
Sept. 4, 1994	at Den.	Stan Humphries	30-34	W, 37-34
Sept. 19, 1971	vs. K.C.	John Hadl	7-14	W, 21-14
Sept. 10, 1960	vs. Dal*	Jack Kemp	7-20	W, 21-20

\*Dallas Texans

## PROTECTING THE FOOTBALL

Eliminating turnovers is a cornerstone of Tyrod Taylor's game. Among NFL quarterbacks in history with at least 1,000 pass attempts, his 1.4 INT percentage ranks second only to Aaron Rodgers. Since 2015, Taylor's 1.3 INT rate since 2015 ranks second among all NFL quarterbacks (min. 750 attempts).

### INTERCEPTION RATE, MIN. 1,000 ATTEMPTS, NFL HISTORY

Rank	Team/s	Player	GS	INT Pct.
1.	G.B.	Aaron Rodgers	177	1.4
2.	<b>Bal./Buf./Cle./LAC</b>	<b>Tyrod Taylor</b>	<b>47</b>	<b>1.4</b>
3.	K.C.	Patrick Mahomes	34	1.5
4.	Dal.	Dak Prescott	67	1.7

### INTERCEPTION RATE, MIN. 750 ATTEMPTS, SINCE 2015

Rank	Team/s	Player	GS	INT Pct.
1.	G.B.	Aaron Rodgers	74	1.0
2.	<b>Buf./Cle./LAC</b>	<b>Tyrod Taylor</b>	<b>47</b>	<b>1.3</b>
3.	N.E./Ind.	Jacoby Brissett	32	1.3
4.	N.E./T.B.	Tom Brady	79	1.3
5.	K.C./Was.	Alex Smith	56	1.4



# AUSTIN EKELER

## 100 MILES AND RUNNIN'

In the team's 45-10 win over Jacksonville last season, **Austin Ekeler** recorded the 35th 100-yard rushing and 100-yard receiving performance in league annals on just 12 offensive touches — the fewest in a 100/100 performance in NFL history.

Ekeler's effort was the fourth such performance by an undrafted running back in the common draft era (since 1967) and the third in team history (second by a Charger in the regular season.)

### PLAYERS WITH 100 RUSHING YARDS AND 100 RECEIVING YARDS, SINGLE GAMES, MAX. 15 TOUCHES, NFL HISTORY

Year	Team	Player	Rush Yds	Rec. Yds	Touches
2019	LAC	Austin Ekeler	101	112	12
1986	Dal.	Herschel Walker	122	170	15
1954	ChiC*	Ollie Matson	115	161	15

\*Chicago Cardinals

### PLAYERS WITH 100 RUSHING YARDS AND 100 RECEIVING YARDS, SINGLE GAMES, CHARGERS HISTORY

Year	Player	Rush Att	Rush Yds	Rec.	Rec. Yds
2019	Austin Ekeler	8	101	4	112
1985	Lionel James	12	127	5	118
1963	Keith Lincoln*	13	206	7	123

\*Only postseason 100/100 performance in pro football history

## UNBELIEVABLY UNDRAFTED

In Week 2, **Austin Ekeler's** 55 receiving yards brought him past Bo Roberson (1,695) for the most by an undrafted running back through the first four seasons of a career in pro football history. A week later, he caught 11 passes to move by Arian Foster (167) for the most receptions by an undrafted running back through the first four seasons of a career in pro football history.

### RECEIVING YARDS THROUGH FIRST FOUR SEASONS, UNDRAFTED RBs, PRO FOOTBALL HISTORY

Rank	Years	Player	Receiving Yards
1.	2017-20	Austin Ekeler	1,734
2.	1961-64	Bo Roberson	1,695
3.	2009-12	Arian Foster	1,531

### RECEPTIONS THROUGH FIRST FOUR SEASONS, UNDRAFTED RBs, PRO FOOTBALL HISTORY

Rank	Years	Player	Receptions
1.	2017-20	Austin Ekeler	174
2.	2009-12	Arian Foster	167
3.	2000-03	Jamel White	166

### TOUCHDOWN CATCHES THROUGH FIRST FOUR SEASONS, UNDRAFTED RBs, PRO FOOTBALL HISTORY

Rank	Years	Player	Receiving TDs
1.	1965-68	Dan Reeves	16
2.	2017-20	Austin Ekeler	14

## AN OLD HEAD ON YOUNG SHOULDERS

**Austin Ekeler** needs just one more TD catch to become the youngest and second undrafted running back in the common draft era (since 1967) to reach 15 career receiving TDs. With six more, he would become the first to reach 20 TD catches since the 1970 NFL-AFL merger.

### YOUNGEST TO REACH 15 CAREER RECEIVING TDs, UNDRAFTED RBs, COMMON DRAFT ERA (SINCE 1967)

Rank	Year	Player	Age (Years-Days)
1.	2007	Mike Sellers	32-78
—	2019	Austin Ekeler	25-141*

\*Age as of Sept. 27, 2020



## EKELER EFFICIENT AS EVER

**Austin Ekeler's** 93 rushing yards in Week 2 gave the fourth-year RB over 1,500 career rushing yards. After already accruing over 1,500 career receiving yards, Ekeler became just the fourth NFL running back since 2017 to accumulate 1,500 rushing yards and 1,500 receiving yards.

Ekeler hit the milestone on his 473rd career offensive touch, the third-fewest amount of touches that it's taken an NFL RB to hit the accolade since the 1970 NFL-AFL merger.

### NFL RBs TO REACH 1,500 RUSHING YARDS AND 1,500 RECEIVING YARDS, FEWEST TOUCHES, SINCE 1970

Rank	Team	Player	Touches
1.	N.O.	Alvin Kamara	470
2.	Dal.	Herschel Walker	471
3.	LAC	Austin Ekeler	473

By reaching the mark in his 48th career game, Ekeler broke Arian Foster's record to become the fastest undrafted running back to hit 1,500 career rushing yards and 1,500 career receiving yards since the merger.

### UNDRAFTED RBs TO REACH 1,500 RUSHING YARDS AND 1,500 RECEIVING YARDS, FEWEST GAMES, NFL, SINCE 1970

Rank	Team	Player	Touches
1.	LAC	Austin Ekeler	48
2.	Hou.	Arian Foster	50

# AUSTIN EKELER

## KEEPING IT 100

**Ekeler** entered the 2020 season as the lead back after producing his first 100-yard rushing performance and three games with 100-plus receiving yards — all coming in 2019 — to set a team record for career 100-yard receiving games by a running back.

### 100-YARD RUSHING OUTPUTS — 1

Date	Opp.	Att	Yds	Avg.	Lg	TD
Dec. 8, 2019	at Jax.	8	101	12.6	35	0

### 100-YARD RECEIVING OUTPUTS — 3

Date	Opp.	Rec.	Yds	Avg.	Lg	TD
Oct. 20, 2019	at Ten.	7	118	16.9	41t	1
Nov. 18, 2019	vs. K.C.	8	108	13.5	37	0
Dec. 8, 2019	at Jax.	4	112	28.0	84t	1



## SET THE RECORD STRAIGHT

**Austin Ekeler** re-wrote record books last season as a dual-threat running back. His 92 catches for 993 yards and eight receiving TDs were all the most by an undrafted running back in a single season in the common draft era (since 1967).

Ekeler topped Derek Loville's 87 receptions from 1995, Priest Holmes' 672 receiving yards from 2002 and Dan Reeves' six TD catches from 1967.

## STRONG OUT OF THE GATE

To kick off last season, **Ekeler** became the first undrafted player to record at least 150 scrimmage yards, two receiving TDs and a TD run in a single game since Dan Reeves in 1967.

### UNDRAFTED PLAYERS WITH 150 SCRIMMAGE YARDS, TWO RECEIVING TDs AND ONE RUSHING TD, SINGLE GAME, 1967-2019

Year	Player	Scrm. Yds	Rec. TD	Rush TD
2019	<b>Austin Ekeler</b>	<b>154</b>	<b>2</b>	<b>1</b>
1967	Dan Reeves	156	2	2

**Ekeler** started the 2019 season on a tear, recording 100 scrimmage yards and a TD in three of the first four games. He joined Priest Holmes (who did so in 2002 and '03) as the only undrafted running backs to accomplish the feat in the common draft era (since 1967).

### EKELER'S SCRIMMAGE YARDAGE AND TDs, 2019, WEEKS 1-4

Date	Week	Opp.	Scrm. Yds	Scrim. TDs
Sept. 9, 2019	1	vs. Ind.	154	3
Sept. 15, 2019	2	at Det.	133	1
Sept. 22, 2019	3	vs. Hou.	81	0
Sept. 29, 2019	4	at Mia.	122	2

### GAMES WITH 100 SCRIMMAGE YARDS AND A TD IN FIRST FOUR WEEKS OF A SEASON, UNRAFTED RBs, NFL, 1967-2019

Year	Team	Player	Games
2019	<b>LAC</b>	<b>Austin Ekeler</b>	<b>3</b>
2003	K.C.	Priest Holmes	3
2002	K.C.	Priest Holmes	3



# KEENAN ALLEN

## TRIPLE-THREAT

A constant threat in the slot and out wide, **Keenan Allen** saw a breakout season in 2017. From Weeks 11-13 that year, he became the first player in NFL history to post a streak of three-consecutive games with 10-plus receptions, 100-plus receiving yards and at least one TD catch.

### KEENAN ALLEN RECEIVING STATS, WEEK 11-13, 2017

Week	Date	Opp.	Rec.	Yds	Avg.	Lg	TD
11	Nov. 19, 2017	vs. Buf.	12	159	13.3	29	2
12	Nov. 23, 2017	at Dal.	11	172	15.6	42t	1
13	Dec. 3, 2017	vs. Cle.	10	105	10.5	26	1

**Allen** also lined up on defense a few times, capping off the season with an INT in the road finale at the New York Jets. The pick made him the first player in NFL history to have 90-plus catches and an INT in the same season. Allen also joined Hall of Fame wide receivers Don Hutson (1942) and Randy Moss (2009) as the third player in league annals to register 1,000-plus receiving yards and an INT in the same season.

### PLAYERS WITH 1,000 RECEIVING YARDS AND AN INT, SINGLE SEASON, NFL HISTORY

Year	Team	Player	Rec.	Rec. Yds	INTs
2017	LAC	Keenan Allen	102	1,393	1
2009	N.E.	Randy Moss	83	1,264	1
1942	G.B.	Don Hutson	74	1,211	7

## ON A TEAR

With prolific seasons each of the last three years, **Allen** earned three-straight Pro Bowl nods as one the top receivers in football. Since 2017, he ranks No. 3 in the NFL in receptions and fourth in receiving yards.

### NFL RECEPTIONS RANKINGS, SINCE 2017

Rank	Team/s	Player	Receptions
1.	N.O.	WR Michael Thomas	381
2.	Hou./Ari.	WR DeAndre Hopkins	347
5.	LAC	WR Keenan Allen	327
4.	Atl.	WR Julio Jones	311
5.	Car.	RB Christian McCaffrey	310

### NFL RECEIVING YARDS RANKINGS, SINCE 2017

Rank	Team/s	Player	Receiving Yards
1.	Atl.	WR Julio Jones	4,696
2.	Hou./Ari.	WR DeAndre Hopkins	4,471
3.	N.O.	WR Michael Thomas	4,392
4.	LAC	WR Keenan Allen	4,053
5.	K.C.	TE Travis Kelce	3,830

## THIRD DOWN PHENOM

**Keenan Allen** has been the NFL's top pass-catcher on third down since 2017, totaling 93 catches for 1,345 yards and moving the chains on 77 of those receptions. Nothing has changed this season as he leads all NFL players in receptions and receiving first downs while ranking second in receiving yards.

### THIRD DOWN RECEPTIONS RANKINGS, NFL, SINCE 2017

Rank	Team/s	Player	Receptions
1.	LAC	WR Keenan Allen	93
2.	N.O.	WR Michael Thomas	87
3.	Atl.	WR Julio Jones	86
4.	Hou./Ari.	WR DeAndre Hopkins	82

### THIRD DOWN RECEIVING YARDS RANKINGS, NFL, SINCE 2017

Rank	Team	Player	Receiving Yards
1.	LAC	WR Keenan Allen	1,345
2.	Atl.	WR Julio Jones	1,185
3.	LAR	WR Cooper Kupp	1,149
4.	N.O.	WR Michael Thomas	1,032

### RECEIVING FIRST DOWNS, THIRD DOWN, NFL, SINCE 2017

Rank	Team/s	Player	Rec. First Downs
1.	LAC	WR Keenan Allen	77
2.	Atl.	WR Julio Jones	69
3.	Hou./Ari.	WR DeAndre Hopkins	67
	N.O.	WR Michael Thomas	67
5.	LAR	WR Cooper Kupp	60

### THIRD DOWN RECEPTIONS RANKINGS, NFL, 2020

Rank	Team	Player	Receptions
1.	LAC	WR Keenan Allen	8
	Atl.	WR Russell Gage	8
	Pit.	WR JuJu Smith-Schuster	8
4.	Ari.	WR Larry Fitzgerald	7
	Atl.	WR Calvin Ridley	7
	Phi.	WR Greg Ward	7

### RECEIVING FIRST DOWNS, THIRD DOWN, NFL, 2020

Rank	Team	Player	Rec. First Downs
1.	LAC	WR Keenan Allen	7
	Atl.	WR Russell Gage	7
3.	Ari.	WR DeAndre Hopkins	6
	Atl.	WR Calvin Ridley	6
	Pit.	WR JuJu Smith-Schuster	6
	Phi.	WR Greg Ward	6

### THIRD DOWN RECEIVING YARDS RANKINGS, NFL, 2020

Rank	Team/s	Player	Receiving Yards
1.	Buf.	WR Stefon Diggs	288
2.	LAC	WR Keenan Allen	265
3.	N.E.	WR Julian Edelman	259
4.	Cin.	WR Tyler Boyd	230
5.	Buf.	WR Cole Beasley	228

# KEENAN ALLEN

## KEENAN KEEPS CLIMBING

Keenan Allen moved to No. 3 on the Chargers' all-time receptions list this past Sunday. Four of the top six pass catchers in team annals are in the Pro Football Hall of Fame. Antonio Gates, the NFL-record holder for most touchdown catches by a tight end, will be eligible for enshrinement in 2023.

### CAREER RECEPTIONS, CHARGERS HISTORY

Rank	Years	Player	Receptions
1.	2003-18	TE Antonio Gates	955
2.	1976-86	WR Charlie Joiner*	586
3.	2013-Present	WR Keenan Allen	548
4.	1979-87	TE Kellen Winslow*	541
5.	2001-09	RB LaDainian Tomlinson*	530
6.	1962-70	WR Lance Alworth*	493

\*Pro Football Hall of Famer

### CAREER RECEIVING YARDS, CHARGERS HISTORY

Rank	Years	Player	Receiving Yards
1.	2003-18	TE Antonio Gates	11,841
2.	1962-70	WR Lance Alworth	9,584
3.	1976-86	WR Charlie Joiner	9,203
4.	1966-76	WR Gary Garrison	7,533
4.	1979-87	TE Kellen Winslow	6,741
3.	2013-Present	WR Keenan Allen	6,670

### CAREER 100-YARD PERFORMANCES, CHARGERS HISTORY

Rank	Years	Player	No.
1.	1962-70	WR Lance Alworth	41
2.	2013-Present	WR Keenan Allen	24
	1979-87	TE Kellen Winslow	24

## TOP OF THE CHARTS

After ranking No. 1 in the AFC in catches in 2019, Keen Allen again is atop the conference receptions rankings so far this season. He also ranks second in the AFC in receiving yards.

### 2020 AFC RECEPTIONS RANKINGS

Rank	Team	Player	Receptions
1.	LAC	WR Keenan Allen	24
2.	Cin.	WR Tyler Boyd	21
	K.C.	TE Travis Kelce	21
4.	Buf.	WR Stefon Diggs	20
	L.V.	TE Darren Waller	20

### 2020 AFC RECEIVING YARDS RANKINGS

Rank	Team/s	Player	Receiving Yards
1.	Buf.	WR Stefon Diggs	288
2.	LAC	WR Keenan Allen	265
3.	N.E.	WR Julian Edelman	259
4.	Cin.	WR Tyler Boyd	230
5.	Buf.	WR Cole Beasley	228



## KEEPING IT 100

Keenan Allen registered his first 100-yard performance on Sunday vs. Carolina. It was his eighth career game with 10-plus catches, 100-plus yards and a touchdown reception. Allen's seven 100-yard games in 2017 were the most by a Charger since 1980.

He registered a 100-yard receiving game in his second career postseason game as a rookie, becoming the first Chargers rookie to top 100 receiving yards in a postseason contest.

### REGULAR-SEASON 100-YARD RECEIVING GAMES — 24

Date	Opp.	Rec.	Yds	Avg.	Lg	TD
Oct. 6, 2013	at Oak.	6	115	19.2	30	1
Oct. 14, 2013	vs. Ind.	9	107	11.9	22t	1
Nov. 3, 2013	at Was.	8	128	16.0	22	1
Nov. 24, 2013	at K.C.	9	124	13.8	29	0
Dec. 1, 2013	vs. Cin.	8	106	13.3	22	0
Sept. 28, 2014	vs. Jax.	10	135	13.5	24	0
Nov. 23, 2014	vs. StL	6	104	17.3	35	1
Nov. 30, 2014	at Bal.	11	121	11.0	23t	2
Sept. 13, 2015	vs. Det.	15	166	11.1	21	0
Sept. 27, 2015	at Min.	12	133	11.1	34t	2
Oct. 18, 2015	at G.B.	14	157	11.2	38	0
Sept. 17, 2017	vs. Mia.	9	100	11.1	24	0
Oct. 1, 2017	vs. Phi.	5	138	27.6	50	0
Nov. 19, 2017	vs. Buf.	12	159	13.3	29	2
Nov. 23, 2017	at Dal.	11	172	15.6	42t	1
Dec. 3, 2017	vs. Cle.	10	105	10.5	26	1
Dec. 10, 2017	vs. Was.	6	111	18.5	51	0
Dec. 31, 2017	vs. Oak.	9	133	14.8	28	1
Sept. 9, 2018	vs. K.C.	8	108	13.5	23	1
Nov. 4, 2018	at Sea.	6	124	20.7	54	0
Dec. 2, 2018	at Pit.	14	148	10.6	21	1
Sept. 8, 2019	vs. Ind.	8	123	15.4	28t	1
Sept. 22, 2019	vs. Hou.	13	183	14.1	34	2
Sept. 27, 2020	vs. Car.	13	132	10.2	22	1

### POSTSEASON 100-YARD RECEIVING GAMES — 1

Date	Opp.	Rec.	Yds	Avg.	Lg	TD
Jan. 12, 2014*	at Den.	6	142	23.7	49	2

\*AFC Divisional

# JOEY BOSHA

## NOT YOUR AVERAGE JOEY

Since entering the NFL in 2016, **Joey Bosa** has been an absolute force, recording the third-best sacks-per-game over that span (min. 50 games played). With 54 career games played, Bosa is the only player in the top three that has played in less than 60 games since the start of 2016.

### SACKS PER GAME, MIN. 50 GAMES PLAYED, SINCE 2016

Rank	Team	Player	GP	Sacks/Game
1.	Ari.	OLB Chandler Jones	67	0.91
2.	LAR	DT Aaron Donald	65	0.85
3.	LAC	DE <b>Joey Bosa</b>	54	0.80
4.	Pit.	LB T.J. Watt	50	0.76
5.	Min.	DE Danielle Hunter	64	0.76

## BOSA'S SACKS BY QUARTERBACK

In Week 3, **Joey Bosa** dropped Panthers QB Teddy Bridgewater for an eight-yard loss and added another tackle for loss. The sack brought Bosa to 43.0 for his career. Below is a look at his career regular-season sacks by quarterback:

### JOEY BOSHA REGULAR-SEASON CAREER SACKS BY QB (43.0)

Sacks	Player	Most Recent Sack
6.0	Derek Carr	Dec. 22, 2019 vs. Oak.
3.5	Trevor Siemian	Oct. 22, 2017 vs. Den.
2.5	Josh Rosen	Sept. 29, 2019 at Mia.
2.0	Robert Griffin III	Dec. 24, 2016 at Cle.
	Eli Manning	Oct. 8, 2015 at NYG
	Gardner Minshew II	Dec. 8, 2019 at Jax.
	Matt Ryan	Oct. 23, 2016 at Atl.
	Alex Smith	Sept. 24, 2017 vs. K.C.
	Ryan Tannehill	Oct. 20, 2019 at Ten.
	Mitchell Trubisky	Oct. 27, 2019 at Chi.
1.5	Aaron Rodgers	Nov. 3, 2019 vs. G.B.
1.0	Blake Bortles	Nov. 12, 2017 at Jax.
	Tom Brady	Oct. 29, 2017 at N.E.
	Teddy Bridgewater	Sept. 27, 2020 vs. Car.
	Jacoby Brissett	Sept. 8, 2019 vs. Ind.
	Joe Burrow	Sept. 13, 2020 at Cin.
	Jeff Driskel	Dec. 9, 2018 vs. Cin.
	Joe Flacco	Oct. 6, 2019 vs. Den.
	Case Keenum	Dec. 30, 2017 at Den.
	DeShone Kizer	Dec. 3, 2017 vs. Cle.
	Patrick Mahomes	Sept. 20, 2020 vs. K.C.
	Cam Newton	Dec. 11, 2016 at Car.
	Ben Roethlisberger	Dec. 2, 2018 at Pit.
	Tyrod Taylor	Nov. 19, 2017 vs. Buf.
	Jameis Winston	Dec. 4, 2016 vs. T.B.
0.5	Lamar Jackson	Dec. 22, 2018 vs. Bal.
	Brock Osweiler	Nov. 27, 2016 at Hou.
	Deshawn Watson	Sept. 22, 2019 vs. Hou.

## ONE OF A KIND

With 8.5 sacks in his first eight games of 2017, **Joey Bosa** brought his career total to 19.0 sacks over his first 20 career games. That topped the previous NFL record of 18.5 set by former 49ers LB Aldon Smith in 2012.


### SACKS, FIRST 20 CAREER GAMES, NFL HISTORY

Rank	Team	Player	Sacks
1.	LAC	DE <b>Joey Bosa</b>	19.0
2.	S.F.	LB Aldon Smith	18.5
3.	G.B.	LB Clay Matthews	17.0

**Bosa** posted a nine-yard sack in the 50th game of his career in the home finale last season, giving him 40 career sacks. He became just the sixth player since 1990 to reach that number in 50 career games.

### SACKS, FIRST 50 CAREER GAMES, 1990-2019

Rank	Team	Player	Sacks
1.	Broncos	LB Von Miller	45.0
2.	Colts	DE Dwight Freeney	44.0
	49ers	LB Aldon Smith	44.0
4.	Chargers	LB Shawne Merriman	41.5
5.	Jets	DE John Abraham	40.5
6.	Chargers	DE <b>Joey Bosa</b>	40.0



## GOING STREAKING


**Joey Bosa** registered three-straight multi-sack games last season, including a pair that were back-to-back two-sack performances. The three-game stretch tied for the longest such streak since he entered the NFL in 2016. It also tied for the second-best streak in team history and was the first of three games by a Charger since Shawne Merriman in 2006.

### THREE-GAME MULTI-SACK STREAKS, NFL, 2016-19

Year	Team	Player	Games
2019	LAC	DE <b>Joey Bosa</b>	3
2019	Pit.	LB T.J. Watt	3
2018	N.O.	DE Cameron Jordan	3
2019	LAR	DT Aaron Donald	3
2018	K.C.	DT Chris Jones	3
2017	Dal.	DE DeMarcus Lawrence	3
2016	Mia.	LB Cameron Wake	3

## OTHER PLAYER NOTES

### MONEY BADGER



**Michael Badgley** brought consistency to the Bolts' kicking game in 2018. In his 10 games played as a rookie, he made 15-of-16 field goals (93.8 pct.) and 27-of-28 extra points (96.4 pct.) for 72 total points scored. His 93.8 field goal percentage set a single-season mark for the best in Chargers history (min. 15 made field goals).

With a 59-yard field goal to close out the first half in a 2018 win over Cincinnati, Badgley set a record for the longest field goal in team history.

#### HIGHEST FG PCT., SINGLE-SEASON, MIN. 15 MADE FGs, CHARGERS HISTORY

Year	Player	GP	Made FG	Pct.
2018	<b>Michael Badgley</b>	<b>10</b>	<b>15</b>	<b>93.8</b>
2013	Nick Novak	16	34	91.9
2009	Nate Kaeding	16	32	91.4
1990	John Carney	12	19	90.5
2012	Nick Novak	13	18	90.0

#### LONGEST MADE FIELD GOAL, CHARGERS HISTORY

Rank	Date	Opp.	Player	Distance
1.	<b>Dec. 9, 2018</b>	<b>vs. Cin.</b>	<b>Michael Badgley</b>	<b>59</b>
2.	Dec. 21, 2008	at T.B.	Nate Kaeding	57
3.	Nov. 29, 2009	vs. K.C.	Nate Kaeding	55

### JACK OF ALL TRADES



**Melvin Ingram III** lined up in the backfield as a fullback in Week 5 of the 2018 season against Oakland, getting the first carry of his career. While Ingram didn't get into the end zone, he still made history, becoming the second player in league annals to record a sack, an INT and a rushing attempt in the same game.

#### PLAYERS WITH SACK, INT AND RUSH ATTEMPT, SINGLE GAMES, NFL HISTORY

Year	Team	Player	Game
2018	<b>LAC</b>	<b>DE Melvin Ingram III</b>	<b>Oct. 7 vs. Oak.</b>
2000	NYJ	LB Mo Lewis	Oct. 15 at N.E.

## BADGLEY'S KICKS BY VENUE

#### REGULAR-SEASON KICKING BY VENUE

Stadium*	GP	FGM	FGA	Pct.	1-19	20-29	30-39	40-49	50+	Lg	XPM	XPA	Pts
Arrowhead Stadium	2	0	0	—	0-0	0-0	0-0	0-0	0-0	—	6	6	6
Dignity Health Sports Park	7	15	16	93.8	0-0	2-2	6-6	6-7	1-1	59	15	16	60
Empower Field at Mile High	2	2	3	66.7	0-0	0-0	1-1	1-1	0-1	46	5	5	11
Estadio Azteca	1	3	4	75.0	0-0	2-2	0-0	1-2	0-0	49	0	0	9
FirstEnergy Stadium	1	1	1	100.0	0-0	0-0	0-0	1-1	0-0	44	5	5	8
Heinz Field	1	1	2	50.0	0-0	1-1	0-0	0-0	0-1	29	2	2	5
Paul Brown Stadium	1	3	4	75.0	0-0	2-2	0-0	1-1	0-1	43	1	1	10
RingCentral Coliseum	2	3	3	100.0	0-0	2-2	0-0	1-1	0-0	41	5	5	14
SoFi Stadium	2	3	3	100.0	0-0	1-1	0-0	2-2	0-0	0	3	3	12
TIAA Bank Field	1	1	1	100.0	0-0	0-0	0-0	1-1	0-0	40	6	6	9
Wembley Stadium	1	2	2	100.0	0-0	2-2	0-0	0-0	0-0	29	2	2	8
<b>Totals</b>	<b>21</b>	<b>34</b>	<b>39</b>	<b>87.2</b>	<b>0-0</b>	<b>12-12</b>	<b>7-7</b>	<b>14-16</b>	<b>1-4</b>	<b>59</b>	<b>50</b>	<b>51</b>	<b>152</b>

#### POSTSEASON KICKING BY VENUE

Stadium*	GP	FGM	FGA	Pct.	1-19	20-29	30-39	40-49	50+	Lg	XPM	XPA	Pts
Gillette Stadium	1	0	0	—	0-0	0-0	0-0	0-0	0-0	—	2	2	2
M&T Bank Stadium	1	5	6	83.3	0-0	1-1	1-1	2-3	1-1	53	0	0	15
<b>Totals</b>	<b>2</b>	<b>5</b>	<b>6</b>	<b>83.3</b>	<b>0-0</b>	<b>1-1</b>	<b>1-1</b>	<b>2-3</b>	<b>1-1</b>	<b>53</b>	<b>2</b>	<b>2</b>	<b>17</b>

\*Current or most recent name of venue when operational

## OTHER PLAYER NOTES

### SHOWCASE LOCKDOWN

In Week 1, **Casey Hayward Jr.** posted 12 tackles (all solo) and two passes defended. The performance made him the first defensive back since at least 2000 to have more than 10 solo tackles and two passes defended on Kickoff Weekend. The Vanderbilt product broke up a would-be touchdown pass to A.J. Green in the third quarter and his last tackle prevented a touchdown, preserving Los Angeles' three-point victory.

#### DBs WITH 10 TACKLES AND MULTIPLE PASSES DEFENSED, KICKOFF WEEKEND, SINCE 2000

Year	Team	Player	Solo Tackles	PDs
2020	LAC	CB Casey Hayward Jr.	12	2
2011	N.E.	S Devin McCourty	10	2
2004	Phi.	S Michael Lewis	10	2

### IN THE LONG RUN

In his NFL debut in Week 1 of the 2019 season, **Ty Long** became the first player since 1997 — and just the fifth since the NFL-AFL merger — to make a field goal, convert an extra point attempt and register a punt in their NFL debut. His performance led to being named AFC Special Teams Player of the Week.

#### PLAYERS WITH MADE FG, MADE PAT AND PUNT IN NFL DEBUT, 1970-2019

Year	Team	Player	FGM	XPM	Punts
2019	LAC	Ty Long	1	3	2
1997	Mia.	Olindo Mare	3	1	5
1987	Atl.	Greg Davis	1	1	1
1979	N.O.	Russell Erxleben	2	4	4
1971	Atl.	Bill Bell	2	2	4

### A LEAGUE OF THEIR OWN

In back-to-back seasons, a Chargers rookie defensive back made history by getting to the quarterback. In 2017, **Desmond King II** tied an NFL record for the most single-season sacks by a rookie DB. A year later in 2018, **Derwin James Jr.**, posted 3.5 sacks to tie for the third-most by a rookie DB in history.

#### MOST SINGLE-SEASON SACKS, ROOKIE DBs, NFL HISTORY

Rank	Year	Team	Player	Sacks
1.	2017	LAC	Desmond King	4.0
	1983	Dal.	Bill Bates	4.0
3.	2018	LAC	Derwin James	3.5
	1997	Car.	Mike Minter	3.5

#### MOST SACKS IN FIRST 16 CAREER GAMES, DBs, NFL HISTORY

Rank	Year/s	Team	Player	Sacks
1.	2017	LAC	Desmond King	4.0
	2017	Pit.	Mike Hilton	4.0
	2014-15	Jax.	Aaron Colvin	4.0
	2004-05	NYG	Gibril Wilson	4.0
	1984-85	NYJ	Russell Carter	4.0
	1983	Dal.	Bill Bates	4.0
7.	2018	LAC	Derwin James	3.5
	1997	Car.	Mike Minter	3.5

## ROOKIE NOTES

### HERBERT'S DEBUT

Los Angeles rookie quarterback **Justin Herbert** made the first start of his career in Week 2, leading the team on an eight-play, 79-yard game-opening drive capped by his own four-yard touchdown run. Herbert's scoring run made him the first quarterback since at least the 1970 merger to start in an NFL debut and run in a touchdown on the team's opening drive.

Later in the half, Herbert found wide receiver **Jalen Guyton** for a 14-yard score to cap off an 11-play, 71-yard drive. It marked the first career TD pass for Herbert and first TD catch for Guyton. With that score, Herbert became the first player since New York Giants quarterback Bob Clatterbuck to have a rushing score and a passing touchdown in the first half of an NFL debut.

### PLAYERS WITH RUSHING AND PASSING TD, FIRST HALF, NFL DEBUT, SINCE 1954

Year	Team	Player	Rush TD	Pass TD
2020	LAC	QB Justin Herbert	1	1
1954	NYG	QB Bob Clatterbuck	1	1

Herbert finished the day with 311 yards, a touchdown and an interception on 22-of-33 passing (66.7 pct.) for a 94.4 passer rating. His 311 yards were the fourth-most by a quarterback in an NFL debut since the 1970 merger. With the rushing score, Herbert became the just the third player to throw for 300-plus yards and rush for a touchdown in a debut in NFL history.

### PLAYERS WITH 300 PASSING YARDS AND A RUSHING TD, NFL DEBUT, NFL HISTORY

Year	Team	Player	Passing Yds	Rush TD
2020	LAC	QB Justin Herbert	311	1
2011	Car.	QB Cam Newton	422	1
1950	Cle.	QB Otto Graham	346	1

### MOST PASSING YARDS IN AN NFL DEBUT, SINCE 1970

Rank	Season	Team	Player	Passing Yds
1.	2011	Car.	Cam Newton	422
2.	1987	Was.	Ed Rubbert	334
3.	2012	Was.	Robert Griffin III	320
4.	2020	LAC	Justin Herbert	311
5.	2005	StL	Ryan Fitzpatrick	310



### BACK FOR MORE

**Justin Herbert** topped 300 passing yards and threw a touchdown for the second-straight game in Week 3, finishing with 330 yards and the score on 35-of-49 passing (71.2 pct.). The performance made Herbert just the third quarterback in NFL history to throw for 300-plus yards in each of his first two career games.

### PLAYERS WITH 300-PLUS PASSING YARDS, FIRST TWO CAREER GAMES, NFL HISTORY

Year	Team	Player	Passing Yds	Games
2020	LAC	QB Justin Herbert	641	2
2019	Ari.	QB Kyler Murray	657	2
2011	Car.	QB Cam Newton	854	2

### HERBERT HITS 300

**Justin Herbert** topped 300 passing yards twice so far this season, tying for the most by a rookie in Chargers history and tied for No. 13 in league annals.

### 300-YARD PASSING OUTPUTS – 2

Date	Opp.	Cmp-Att	Yards	TD	Rating
Sept. 20, 2020	vs. K.C.	22-33	311	1	94.4
Sept. 27, 2020	vs. Car.	35-49	330	1	88.0

### RUNNING DOWN A DREAM



**Joshua Kelley** ended the Week 1 win with 60 rushing yards and a TD on 12 carries (5.0 avg.). The fourth-round rookie and L.A. County native became just the sixth Charger in the Super Bowl Era (since 1966) to have a rushing score in his NFL debut, and the first since Hall of Fame LaDainian Tomlinson did so in 2001.

### CHARGERS RBs WITH RUSHING TD IN NFL DEBUT, SUPER BOWL ERA (SINCE 1966)

Date	Opponent	Player	Rush TDs
Sept. 13, 2020	at Cincinnati	Joshua Kelley	1
Sept. 9, 2001	vs. Washington	LaDainian Tomlinson	2
Sept. 10, 1989	at L.A. Raiders	Marion Butts	2
Sept. 8, 1985	at Buffalo	Curtis Adams	1
Sept. 7, 1981	at Cleveland	James Brooks	1
Sept. 15, 1974	at Houston	Glen Bonner	1

# CHARGERS CAREER NUMBERS AGAINST BUCCANEERS

## 36 JAHLEEL ADDAE S

### REGULAR SEASON DEFENSE

Date	Opp.	Res.	GP/GS	Tot	Solo	Asst	Sks	Yds	TFL	QBH	INT	Yds	Lg	TD	PD	FF	FR	Yds
12/04/16	T.B.	L	1/1	10	8	2	0.0	0	0	0	0	0	—	0	0	0	0	0
12/21/19	at T.B.	W	1/0	1	1	0	0.0	0	0	0	1	4	4	0	1	0	0	0
<b>Totals</b>		<b>1-1</b>	<b>2/1</b>	<b>11</b>	<b>9</b>	<b>2</b>	<b>0.0</b>	<b>0</b>	<b>0</b>	<b>0</b>	<b>1</b>	<b>4</b>	<b>4</b>	<b>0</b>	<b>1</b>	<b>0</b>	<b>0</b>	<b>0</b>

## 97 JOEY BOSA DE

### REGULAR SEASON DEFENSE

Date	Opp.	Res.	GP/GS	Tot	Solo	Asst	Sks	Yds	TFL	QBH	INT	Yds	Lg	TD	PD	FF	FR	Yds
12/04/16	T.B.	L	1/1	2	1	1	1.0	12	1	2	0	0	—	0	0	0	0	0
<b>Totals</b>		<b>0-1</b>	<b>1/1</b>	<b>2</b>	<b>1</b>	<b>1</b>	<b>1.0</b>	<b>12</b>	<b>1</b>	<b>2</b>	<b>0</b>	<b>0</b>	<b>—</b>	<b>0</b>	<b>0</b>	<b>0</b>	<b>0</b>	<b>0</b>

## 88 VIRGIL GREEN TE

### REGULAR SEASON RECEIVING

Date	Opp.	Res.	GP/GS	Rec.	Yds	Avg.	Lg	TD
12/02/12	T.B.	W	1/0	0	0	—	—	0
<b>Totals</b>		<b>1-0</b>	<b>1/0</b>	<b>0</b>	<b>0</b>	<b>—</b>	<b>—</b>	<b>0</b>

## 86 HUNTER HENRY TE

### REGULAR SEASON RECEIVING

Date	Opp.	Res.	GP/GS	Rec.	Yds	Avg.	Lg	TD
12/04/16	T.B.	L	1/0	1	14	14.0	14	0
<b>Totals</b>		<b>0-1</b>	<b>1/0</b>	<b>1</b>	<b>14</b>	<b>14.0</b>	<b>14</b>	<b>0</b>

## 26 CASEY HAYWARD JR. CB

### REGULAR SEASON DEFENSE

Date	Opp.	Res.	GP/GS	Tot	Solo	Asst	Sks	Yds	TFL	QBH	INT	Yds	Lg	TD	PD	FF	FR	Yds
12/21/14	at T.B.	W	1/0	2	2	0	0.0	0	0	0	0	0	—	0	0	0	0	0
12/04/16	T.B.	L	1/1	0	0	0	0.0	0	0	0	1	2	2	0	1	0	0	0
<b>Totals</b>		<b>1-1</b>	<b>2/1</b>	<b>2</b>	<b>2</b>	<b>0</b>	<b>0.0</b>	<b>0</b>	<b>0</b>	<b>0</b>	<b>1</b>	<b>2</b>	<b>2</b>	<b>0</b>	<b>1</b>	<b>0</b>	<b>0</b>	<b>0</b>

## 46 MALIK JEFFERSON LB

### REGULAR SEASON DEFENSE

Date	Opp.	Res.	GP/GS	Tot	Solo	Asst	Sks	Yds	TFL	QBH	INT	Yds	Lg	TD	PD	FF	FR	Yds
10/28/18	T.B.	W	1/0	0	0	0	0.0	0	0	0	0	0	—	0	0	0	0	0
<b>Totals</b>		<b>1-0</b>	<b>1/0</b>	<b>0</b>	<b>0</b>	<b>0</b>	<b>0.0</b>	<b>0</b>	<b>0</b>	<b>0</b>	<b>0</b>	<b>0</b>	<b>—</b>	<b>0</b>	<b>0</b>	<b>0</b>	<b>0</b>	<b>0</b>

## 95 LINVAL JOSEPH DT

### REGULAR SEASON DEFENSE

Date	Opp.	Res.	GP/GS	Tot	Solo	Asst	Sks	Yds	TFL	QBH	INT	Yds	Lg	TD	PD	FF	FR	Yds
09/16/12	T.B.	W	1/1	4	2	2	0.0	0	1	2	0	0	—	0	0	0	0	0
10/26/14	at T.B.	W	1/1	3	2	1	0.0	0	0	0	0	0	—	0	0	0	0	0
09/24/17	T.B.	W	1/1	2	0	2	0.0	0	0	0	0	0	—	0	0	0	0	0
<b>Totals</b>		<b>3-0</b>	<b>3/3</b>	<b>9</b>	<b>4</b>	<b>5</b>	<b>0.0</b>	<b>0</b>	<b>1</b>	<b>2</b>	<b>0</b>	<b>0</b>	<b>—</b>	<b>0</b>	<b>0</b>	<b>0</b>	<b>0</b>	<b>0</b>

# CHARGERS CAREER NUMBERS AGAINST BUCCANEERS

## 52 DENZEL PERRYMAN LB

### REGULAR SEASON DEFENSE

Date	Opp.	Res.	GP/GS	Tot	Solo	Asst	Sks	Yds	TFL	QBH	INT	Yds	Lg	TD	PD	FF	FR	Yds
12/04/16	T.B.	L	1/1	9	9	0	0.0	0	0	0	0	0	—	0	0	0	0	0
<b>Totals</b>		<b>0-1</b>	<b>1/1</b>	<b>9</b>	<b>9</b>	<b>0</b>	<b>0.0</b>	<b>0</b>	<b>0</b>	<b>0</b>	<b>0</b>	<b>0</b>	<b>—</b>	<b>0</b>	<b>0</b>	<b>0</b>	<b>0</b>	<b>0</b>

## 71 DAMION SQUARE NT

### REGULAR SEASON DEFENSE

Date	Opp.	Res.	GP/GS	Tot	Solo	Asst	Sks	Yds	TFL	QBH	INT	Yds	Lg	TD	PD	FF	FR	Yds
12/04/16	T.B.	L	1/1	0	0	0	0.0	0	0	0	0	0	—	0	0	0	0	0
<b>Totals</b>		<b>0-1</b>	<b>1/1</b>	<b>0</b>	<b>0</b>	<b>0</b>	<b>0.0</b>	<b>0</b>	<b>0</b>	<b>0</b>	<b>0</b>	<b>0</b>	<b>—</b>	<b>0</b>	<b>0</b>	<b>0</b>	<b>0</b>	<b>0</b>

## 5 TYROD TAYLOR QB

### REGULAR SEASON PASSING

Date	Opp.	Res.	GP/GS	Cmp	Att	Pct.	Yds	Y/A	TD	INT	Lg	Sacks	Yds Lost	Rating
10/12/14	at T.B.	W	1/0	0	0	—	0	—	0	0	—	0	0	—
10/22/17	T.B.	W	1/1	20	33	60.6	268	8.12	1	0	44	1	7	96.5
<b>Totals</b>		<b>2-0</b>	<b>2/1</b>	<b>20</b>	<b>33</b>	<b>60.6</b>	<b>268</b>	<b>8.12</b>	<b>1</b>	<b>0</b>	<b>44</b>	<b>1</b>	<b>7</b>	<b>96.5</b>

### REGULAR SEASON RUSHING

Date	Opp.	Res.	GP/GS	Att	Yds	Avg.	Lg	TD
10/22/17	at T.B.	W	1/0	4	-3	-0.8	0	0
10/22/17	T.B.	W	1/1	6	53	8.8	26	0
<b>Totals</b>		<b>2-0</b>	<b>2/1</b>	<b>10</b>	<b>50</b>	<b>5.0</b>	<b>26</b>	<b>0</b>



# 2020 LOS ANGELES CHARGERS OFFENSIVE STATISTICS

## Won 1, Lost 2

9/13/2020	W	16 - 13	at Cincinnati Bengals
9/20/2020	L	20 - 23	Kansas City Chiefs
9/27/2020	L	16 - 21	Carolina Panthers
			Los Angeles    Opponent
			Chargers

<b>Total First Downs</b>	<b>73</b>	<b>56</b>
Rushing	27	15
Passing	42	39
Penalty	4	2
3rd Down: Made/Att	22/44	16/41
3rd Down Pct.	50.0%	39.0%
4th Down: Made/Att	1/4	1/1
4th Down Pct.	25.0%	100.0%
<b>Possession Avg.</b>	<b>32:10</b>	<b>27:50</b>
<b>Total Net Yards</b>	<b>1277</b>	<b>1011</b>
Avg. Per Game	425.7	337.0
Total Plays	224	188
Avg. Per Play	5.7	5.4
<b>Net Yards Rushing</b>	<b>455</b>	<b>328</b>
Avg. Per Game	151.7	109.3
Total Rushes	106	71
<b>Net Yards Passing</b>	<b>822</b>	<b>683</b>
Avg. Per Game	274.0	227.7
Sacked/Yards Lost	6/27	6/47
Gross Yards	849	730
Attempts/Completions	112/73	111/72
Completion Pct.	65.2%	64.9%
Had Intercepted	2	1
<b>Punts/Average</b>	<b>11/44.9</b>	<b>15/49.3</b>
<b>Net Punting Avg.</b>	<b>40.1</b>	<b>42.7</b>
<b>Penalties/Yards</b>	<b>20/135</b>	<b>21/164</b>
<b>Fumbles/Ball Lost</b>	<b>5/3</b>	<b>2/1</b>
<b>Touchdowns</b>	<b>5</b>	<b>4</b>
Rushing	3	1
Passing	2	3
Returns	0	0

Score By Periods	Q1	Q2	Q3	Q4	OT	Pts
Team	7	20	6	19	0	52
Opponents	13	18	9	14	3	57

Scoring	TD	Ru	Pa	Rt	PAT	FG	2Pt	Pts
M.Badgley	0	0	0	0	4/4	6/7	0	22
J.Guyton	1	0	1	0	0/0	0/0	0	6
J.Herbert	1	1	0	0	0/0	0/0	0	6
J.Kelley	1	1	0	0	0/0	0/0	0	6
K.Allen	1	0	1	0	0/0	0/0	0	6
A.Ekeler	1	1	0	0	0/0	0/0	0	6
<b>Team</b>	<b>5</b>	<b>3</b>	<b>2</b>	<b>0</b>	<b>4/4</b>	<b>6/7</b>	<b>0</b>	<b>52</b>
<b>Opponents</b>	<b>4</b>	<b>1</b>	<b>3</b>	<b>0</b>	<b>1/3</b>	<b>10/11</b>	<b>1</b>	<b>57</b>

2-Pt. Conversions: Team 0/1, Opponents: 1/1  
 Sacks: J.Bosa 3.0, J.Tillery 1.0, R.Jenkins 1.0, U.Nwosu 1.0  
**Team: 6.0, Opponents: 6.0**

Passing	Att	Cmp	Yds	Cmp%	Yds/Att	TD	TD%	Int	Int%	Long	Sack	Lost	Rating
J.Herbert	82	57	641	69.5%	7.8	2	2.4%	2	2.4%	35	4/	26	90.5
T.Taylor	30	16	208	53.3%	6.9	0	0.0%	0	0.0%	37	2/	1	75.4
<b>Team</b>	<b>112</b>	<b>73</b>	<b>849</b>	<b>65.2%</b>	<b>7.6</b>	<b>2</b>	<b>1.8%</b>	<b>2</b>	<b>1.8%</b>	<b>37</b>	<b>6/</b>	<b>27</b>	<b>86.5</b>
<b>Opponents</b>	<b>111</b>	<b>72</b>	<b>730</b>	<b>64.9%</b>	<b>6.6</b>	<b>3</b>	<b>2.7%</b>	<b>1</b>	<b>0.9%</b>	<b>54t</b>	<b>6/</b>	<b>47</b>	<b>88.8</b>

Rushing	No.	Yds	Avg	Long	TD
A.Ekeler	47	236	5.0	13	1
J.Kelley	43	167	3.9	26	1
J.Herbert	7	33	4.7	11	1
J.Reed	1	8	8.0	8	0
T.Taylor	6	7	1.2	4	0
J.Jackson	2	4	2.0	2	0
<b>Team</b>	<b>106</b>	<b>455</b>	<b>4.3</b>	<b>26</b>	<b>3</b>
<b>Opponents</b>	<b>71</b>	<b>328</b>	<b>4.6</b>	<b>25</b>	<b>1</b>

Receiving	No.	Yds	Avg	Long	TD
K.Allen	24	265	11.0	28	1
H.Henry	16	206	12.9	33	0
A.Ekeler	16	142	8.9	28	0
M.Williams	7	100	14.3	37	0
J.Kelley	4	58	14.5	35	0
J.Guyton	4	53	13.3	16	1
K.Hill	1	15	15.0	15	0
V.Green	1	10	10.0	10	0
<b>Team</b>	<b>73</b>	<b>849</b>	<b>11.6</b>	<b>37</b>	<b>2</b>
<b>Opponents</b>	<b>72</b>	<b>730</b>	<b>10.1</b>	<b>54t</b>	<b>3</b>

Interceptions	No.	Yds	Avg	Long	TD
M.Ingram	1	0	0.0	0	0
<b>Team</b>	<b>1</b>	<b>0</b>	<b>0.0</b>	<b>0</b>	<b>0</b>
<b>Opponents</b>	<b>2</b>	<b>66</b>	<b>33.0</b>	<b>66</b>	<b>0</b>

Punting	No	Yds	Avg	Net	TB	In	Lg	B
T.Long	11	494	44.9	40.1	0	4	63	0
<b>Team</b>	<b>11</b>	<b>494</b>	<b>44.9</b>	<b>40.1</b>	<b>0</b>	<b>4</b>	<b>63</b>	<b>0</b>
<b>Opponents</b>	<b>15</b>	<b>740</b>	<b>49.3</b>	<b>42.7</b>	<b>4</b>	<b>6</b>	<b>70</b>	<b>0</b>

Punt Returns	Ret	FC	Yds	Avg	Long	TD
D.King	3	3	10	3.3	7	0
K.Hill	2	1	10	5.0	10	0
<b>Team</b>	<b>5</b>	<b>4</b>	<b>20</b>	<b>4.0</b>	<b>10</b>	<b>0</b>
<b>Opponents</b>	<b>4</b>	<b>2</b>	<b>53</b>	<b>13.3</b>	<b>22</b>	<b>0</b>

Kickoff Returns	No.	Yds	Avg	Long	TD
J.Reed	6	154	25.7	46	0
<b>Team</b>	<b>6</b>	<b>154</b>	<b>25.7</b>	<b>46</b>	<b>0</b>
<b>Opponents</b>	<b>3</b>	<b>110</b>	<b>36.7</b>	<b>44</b>	<b>0</b>

Field Goals	1-19	20-29	30-39	40-49	50+
M.Badgley	0/0	3/3	0/0	3/3	0/1
<b>Team</b>	<b>0/0</b>	<b>3/3</b>	<b>0/0</b>	<b>3/3</b>	<b>0/1</b>
<b>Opponents</b>	<b>0/0</b>	<b>3/3</b>	<b>3/4</b>	<b>1/1</b>	<b>3/3</b>

Fumbles Lost: K.Allen 1, J.Herbert 1, J.Kelley 1 **Total: 3**  
 Opponent Fumble Recoveries: N.Vigil 1 **Total: 1**

# 2020 LOS ANGELES CHARGERS DEFENSIVE STATISTICS

Official Press Box Totals – Confirmed by league review.

Player	– Tackles –			Sacks	Yards	Tackles for Loss	QB Hits	Interceptions	Passes Def.	– Fumbles –	
	Solo	Assisted	Total							Forced	Recoveries
Kenneth Murray Jr. ....	12	11	23	0.0	0.0	1	0	0	1	0	0
Kyzir White .....	14	6	20	0.0	0.0	2	1	0	0	0	0
Casey Hayward Jr. ...	14	2	16	0.0	0.0	0	0	0	3	0	0
Chris Harris Jr. ....	8	7	15	0.0	0.0	1	0	0	1	0	0
Rayshawn Jenkins. ....	5	8	13	1.0	6.0	2	1	0	0	0	0
Nasir Adderley .....	10	3	13	0.0	0.0	0	0	0	0	0	0
Michael Davis. ....	10	2	12	0.0	0.0	0	0	0	2	0	0
Joey Bosa. ....	9	2	11	3.0	24.0	5	6	0	0	0	0
Linval Joseph. ....	6	4	10	0.0	0.0	0	0	0	0	0	0
Denzel Perryman .....	5	5	10	0.0	0.0	0	0	0	0	1	0
Desmond King II. ....	8	1	9	0.0	0.0	0	0	0	0	0	0
Uchenna Nwosu .....	3	3	6	1.0	3.0	1	3	0	0	0	0
Nick Vigil .....	3	2	5	0.0	0.0	0	0	0	0	0	1
Jerry Tillery .....	4	0	4	1.0	14.0	1	5	0	0	0	0
Isaac Rochell .....	3	1	4	0.0	0.0	0	0	0	0	0	0
Justin Jones. ....	2	1	3	0.0	0.0	0	0	0	0	0	0
Damion Square .....	1	2	3	0.0	0.0	0	0	0	0	0	0
Melvin Ingram III. ....	2	0	2	0.0	0.0	0	0	1	2	0	0
Drue Tranquill .....	1	0	1	0.0	0.0	0	0	0	0	0	0
<b>Totals .....</b>	<b>120</b>	<b>60</b>	<b>180</b>	<b>6.0</b>	<b>47.0</b>	<b>13</b>	<b>16</b>	<b>1</b>	<b>9</b>	<b>1</b>	<b>1</b>
<i>Defensive Backs .....</i>	<i>55</i>	<i>23</i>	<i>78</i>	<i>1.0</i>	<i>6.0</i>	<i>3</i>	<i>1</i>	<i>0</i>	<i>6</i>	<i>0</i>	<i>0</i>
<i>Defensive Linemen ....</i>	<i>27</i>	<i>10</i>	<i>37</i>	<i>5.0</i>	<i>41.0</i>	<i>7</i>	<i>14</i>	<i>1</i>	<i>2</i>	<i>0</i>	<i>0</i>
<i>Linebackers .....</i>	<i>38</i>	<i>27</i>	<i>65</i>	<i>0.0</i>	<i>0.0</i>	<i>3</i>	<i>1</i>	<i>0</i>	<i>1</i>	<i>1</i>	<i>1</i>

## SPECIAL TEAMS TACKLES

Player	Total Tackles
Stephen Anderson .....	2
Michael Davis .....	1
Brandon Facyson .....	1
Rayshawn Jenkins .....	1
Desmond King II. ....	1
Ty Long .....	1
Uchenna Nwosu .....	1
<b>Totals .....</b>	<b>8</b>

# 2020 GAME SUMMARIES

## WEEK 1 AT CINCINNATI



### CHARGERS 16 BENGALS 13

Sunday, Sept. 13, 2020

Paul Brown Stadium – Cincinnati, Ohio



### GAME STATISTICS

TEAM	1	2	3	4	OT	F
L.A. Chargers	0	6	0	10	-	16
Cincinnati	7	0	6	0	-	13

### SCORING SUMMARY

Team	Q	Time	Play
Bengals	1	2:24	J.Burrow 23 yd. run (R.Bullock kick) (5-44, 1:35)
Chargers	2	7:10	M.Badgley 24 yd. Field Goal (11-74, 4:08)
Chargers	2	0:00	M.Badgley 43 yd. Field Goal (6-61, 0:33)
Bengals	3	9:12	R.Bullock 50 yd. Field Goal (7-29, 2:28)
Bengals	3	1:32	R.Bullock 43 yd. Field Goal (11-43, 6:08)
Chargers	4	12:23	J.Kelley 5 yd. run (M.Badgley kick) (10:55, 4:09)
Chargers	4	8:56	M.Badgley 22 yd. Field Goal (8-21, 3:18)

### TEAM STATISTICS

	LAC	CIN
FIRST DOWNS:	27	15
TOTAL NET YARDS:	525	252
NET RUSHING YARDS:	195	88
NET PASSING YARDS:	330	164
PENALTIES/YARDS:	6-65	10-101
3RD DOWN EFFICIENCY (%):	6-8 (75%)	4/15 (27%)
SCORING DRIVES (%):	7-11 (63.6%)	2-12 (16.7%)
PUNTS/NET AVERAGE:	2-51.1	2-46.0
SACKS/YARDS:	4/32	1/10
FUMBLES/LOST:	2/0	0/0
POINTS OFF TURNOVERS:	13	0
AVG. DRIVE START:	OWN 44	OWN 22
TIME OF POSSESSION:	29:23	30:37

### INDIVIDUAL TOP PERFORMERS



#### PASSING

Taylor	CMP	ATT	YDS	TD	INT	RT	Burrow	CMP	ATT	YDS	TD	INT	RT
Taylor	16	30	208	0	0	75.4	Burrow	23	36	193	0	1	66.1

#### RUSHING

Ekel	ATT	YDS	AVG	LG	TD	Mixon	ATT	YDS	AVG	LG	TD
Ekel	19	84	4.4	13	0	Mixon	19	69	3.6	14	0
Kelley	6	70	11.6	26	1	Burrow	8	46	5.8	23T	1

#### RECEIVING

Henry	REC	YDS	AVG	LG	TD	Green	REC	YDS	AVG	LG	TD
Henry	5	73	14.6	33	0	Green	5	51	10.2	14	0
Williams	4	69	17.3	37	0	Uzomah	4	45	11.3	19	0
Allen	4	37	9.3	13	0	Boyd	4	33	8.3	11	0
Guyton	1	16	16.0	16	0	Bernard	4	21	5.3	10	0

**TACKLES (SOLO) – LAC:** C.Hayward Jr. 12 (12), K.Murray Jr. 8 (4), J.Bosa 5 (5); **CIN:** G.Pratt 12 (7), S.Hubbard 9 (3), J.Bynes 8 (4).

**SACKS – LAC:** J.Bosa 1.0, Nwosu 1.0, Tillery 1.0; **CIN:** J.Bynes 1.0, C.Lawson 1.0.

**INTERCEPTIONS – LAC:** M.Ingram 1-0-0; **CIN:** None.

#### STARTERS

WR.... K.Allen	DE..... J.Bosa	WR.... A.Green	LDE..... C.Dunlap
LT..... S.Tevi	DT..... J.Jones	LOT.... J.Williams	NT..... D.Reader
LG..... F.Lamp	NT..... L.Joseph	LG..... M.Jordan	DT..... M.Daniels
C..... D.Feeney	DE..... M.Ingram	C..... T.Hopkins	RDE... S.Hubbard
RG.... T.St. Louis	LB..... K.Murray	RG.... X.Su'a-Filo	LB..... J.Bynes
RT.... B.Bulaga	LB..... D.Tranquill	ROT... B.Hart	LB..... G.Pratt
TE.... H.Henry	LCB..... C.Harris	TE.... C.Uzomah	NCB.. M.Alexander
WR.... M.Williams	CB..... M.Davis	WR.... T.Boyd	CB..... D.Phillips
WR.... J.Guyton	S..... D.King II	WR.... J.Ross III	S..... W.Jackson III
QB.... T.Taylor	QB.... R.Jenkins	QB.... J.Burrow	S..... V.Bell
RB.... A.Ekel	RCB... C.Hayward	HB.... J.Mixon	CB..... J.Bates III

## WEEK 2 vs. KANSAS CITY



### CHIEFS 23 CHARGERS 20

Sunday, Sept. 20, 2020

SoFi Stadium – Inglewood, Calif.



### GAME STATISTICS

TEAM	1	2	3	4	OT	F
Kansas City	0	6	3	11	3	23
L.A. Chargers	7	7	3	3	0	20

### SCORING SUMMARY

Team	Q	Time	Play
Chargers	1	11:23	J.Herbert 4 yd. run (M.Badgley kick) (8-79, 3:37)
Chiefs	2	8:51	T.Kelce 10 yd. pass from P.Mahomes (kick blocked) (10-73, 4:36)
Chargers	2	2:30	J.Guyton 14 yd. pass from J.Herbert (M.Badgley kick) (11-71, 6:21)
Chargers	3	8:07	M.Badgley 41 yd. Field Goal (12-57, 4:50)
Chiefs	3	3:11	H.Butker 58 yd. Field Goal (9-35, 4:56)
Chiefs	4	12:48	T.Hill 54 yd. pass from P.Mahomes (P.Mahomes-M.Hardman pass) (6-95, 2:31)
Chargers	4	2:27	M.Badgley 23 yd. Field Goal (17-82, 10:21)
Chiefs	4	0:00	H.Butker 30 yd. Field Goal (12-63, 2:27)
Chiefs	OT	1:55	H.Butker 58 yd. Field Goal (13-39, 5:52)

### TEAM STATISTICS

	KC	LAC
FIRST DOWNS:	23	28
TOTAL NET YARDS:	414	479
NET RUSHING YARDS:	125	183
NET PASSING YARDS:	289	296
PENALTIES/YARDS:	11-90	6-40
3RD DOWN EFFICIENCY (%):	7/15 (46.6%)	6/13 (46.2%)
SCORING DRIVES (%):	5-10 (50.0%)	4-10 (40.0%)
PUNTS/NET AVERAGE:	5-39.6	3-38.3
SACKS/YARDS:	1/13	2/15
FUMBLES/LOST:	0/0	1/0
POINTS OFF TURNOVERS:	8	0
AVG. DRIVE START:	OWN 22	OWN 22
TIME OF POSSESSION:	28:38	39:27

### INDIVIDUAL TOP PERFORMERS



#### PASSING

Herbert	CMP	ATT	YDS	TD	INT	RT	Mahomes	CMP	ATT	YDS	TD	INT	RT
Herbert	22	33	311	1	1	94.4	Mahomes	27	47	302	2	1	90.9

#### RUSHING

Ekel	ATT	YDS	AVG	LG	TD	Mahomes	ATT	YDS	AVG	LG	TD
Ekel	16	93	5.8	13	0	Mahomes	6	54	9.0	21	0
Kelley	23	64	2.8	7	0	Edwards-Helaire	10	38	3.8	17	0

#### RECEIVING

Allen	REC	YDS	AVG	LG	TD	Hill	REC	YDS	AVG	LG	TD
Allen	7	96	13.7	28	0	Hill	5	99	19.8	54T	1
Henry	6	83	13.8	22	0	Kelce	9	90	10.0	20	1
Ekel	4	55	13.8	22	0	Edwards-Helaire	6	32	5.3	10	0

**TACKLES (SOLO) – LAC:** K.Murray Jr. 10 (4), K.White 9 (5), C.Harris Jr. 8 (4); **KC:** D.Wilson 12 (7), A.Hitchens 9 (7), B.Niemann 5 (5).

**SACKS – LAC:** J.Bosa 1.0; **CIN:** T.Charlton 1.0, M.Danna 2.0.

**INTERCEPTIONS – LAC:** None; **KC:** Sneed (1).

#### STARTERS

WR.... K.Allen	DE..... J.Bosa	WR.... T.Hill	LDE . T.Kpassagnon
LT..... S.Tevi	DT..... J.Jones	LT..... E.Fisher	LDT..... C.Jones
LG..... F.Lamp	NT..... L.Joseph	LG..... K.Osemele	RDT..... D.Nnadi
C..... D.Feeney	DE..... M.Ingram III	C..... A.Reiter	RDE..... F.Clark
RG.... T.Turner	LB..... K.Murray	RG.... A.Wylie	LB..... A.Hitchens
RT.... B.Bulaga	LB..... K.White	RT.... M.Schwartz	LB..... D.Wilson
TE.... H.Henry	CB..... C.Harris	TE.... T.Kelce	LB..... B.Niemann
TE.... V.Green	LCB..... M.Davis	WR.... S.Watkins	CB..... R.Fenton
FB.... G.Nabers	S..... R.Jenkins	WR.... M.Hardman	CB..... L.Sneed
QB.... J.Herbert	QB.... N.Adderley	QB.... P.Mahomes	QB.... J.Thornhill
RB.... A.Ekel	RCB... C.Hayward	RB.... C.Edwards-Helaire	SS..... T.Mathieu

# 2020 GAME SUMMARIES

## WEEK 3 vs. CAROLINA



### PANTHERS 21 CHARGERS 16



Sunday, Sept. 27, 2020  
SoFi Stadium – Inglewood, Calif.

### GAME STATISTICS

TEAM	1	2	3	4	OT	F
Carolina	6	12	0	3	-	21
L.A. Chargers	0	7	3	6	-	16

### SCORING SUMMARY

Team	Q	Time	Play
Panthers	1	9:20	J.Slye 29 yd. Field Goal (6-37, 3:07)
Panthers	1	4:28	J.Slye 24 yd. Field Goal (7-29, 3:15)
Chargers	2	14:14	A.Ekeler 12 yd. run (M.Badgley kick) (10-75, 5:14)
Panthers	2	8:11	J.Slye 30 yd. Field Goal (10-59, 6:03)
Panthers	2	2:58	M.Davis 13 yd. pass from T.Bridgewater (kick blocked) (8-57, 3:57)
Panthers	2	0:00	J.Slye 22 yd. Field Goal (2-4, 0:08)
Chargers	3	1:12	M.Badgley 41 yd. Field Goal (8-62, 5:14)
Panthers	4	10:58	J.Slye 31 yd. Field Goal (8-62, 5:14)
Chargers	4	4:33	K.Allen 14 yd. pass from J.Herbert (pass failed) (16-75, 6:25)

### TEAM STATISTICS

	CAR	LAC
FIRST DOWNS:	14	26
TOTAL NET YARDS:	302	436
NET RUSHING YARDS:	81	117
NET PASSING YARDS:	221	319
PENALTIES/YARDS:	3-30	8-60
3RD DOWN EFFICIENCY (%):	3-12 (25%)	10/15 (66.7%)
SCORING DRIVES (%):	6-10 (60.0%)	3-10 (30.0%)
PUNTS/NET AVERAGE:	4-44.8	3-37.0
SACKS/YARDS:	2/11	2/11
FUMBLES/LOST:	0/0	4/3
POINTS OFF TURNOVERS:	12	0
AVG. DRIVE START:	OWN 38	OWN 25
TIME OF POSSESSION:	28:48	31:12

### INDIVIDUAL TOP PERFORMERS



#### PASSING

	CMP	ATT	YDS	TD	INT	RT		CMP	ATT	YDS	TD	INT	RT
J.Herbert	35	49	330	1	1	88.0	T.Bridgewater	22	28	235	1	0	113.5

#### RUSHING

	ATT	YDS	AVG	LG	TD		ATT	YDS	AVG	LG	TD
A.Ekeler	12	59	4.9	12t	1	M.Davis	13	46	3.5	25	0
J.Kelley	8	43	5.4	16	0	R.Bonnafon	2	16	8.0	13	0

#### RECEIVING

	REC	YDS	AVG	LG	TD		REC	YDS	AVG	LG	TD
K.Allen	13	132	10.2	22	1	D.Moore	2	65	32.5	38	0
A.Ekeler	11	84	7.6	28	0	R.Anderson	5	55	11.0	18	0
H.Henry	5	50	10.0	16	0	M.Davis	8	45	5.6	13t	1
J.Guyton	2	23	11.5	16	0	C.Samuel	4	45	11.3	24	0

**TACKLES (SOLO) - LAC:** K.White 11 (8), N.Adderley 9 (7), R.Jenkins 9 (3);  
**CAR:** S.Thompson 13 (8), J.Chinn 12 (6), J.Burris 8 (7).

**SACKS - LAC:** J.Bosa 1.0, R.Jenkins 1.0; **CAR:** B.Burns 1.0, M.Haynes 1.0.

**INTERCEPTIONS - LAC:** None; **CAR:** D.Jackson 1-66-0.

#### STARTERS

WR.....K.Allen	DE.....J.Bosa	WR.....D.Moore	DE.....B.Burns
LT.....S.Tevi	DT.....J.Tillery	LT.....G.Little	DT.....D.Brown
LG.....F.Lamp	NT.....L.Joseph	LG.....C.Reed	DT.....Z.Kerr
C.....D.Feeney	DE.....U.Nwosu	C.....M.Paradis	DE...S.Weatherly
RG.....T.St.Louis	LB.....K.Murray	RG.....J.Miller	LB...S.Thompson
RT.....B.Bulaga	LB.....K.White	RT.....T.Moton	LB...T.Whitehead
TE.....H.Henry	LCB.....M.Davis	TE.....I.Thomas	LB.....J.Chinn
WR.....M.Williams	CB.....C.Harris	WR.....R.Anderson	CB.....D.Jackson
WR.....J.Guyton	S.....N.Adderley	WR.....C.Samuel	SS.....J.Burris
QB.....J.Herbert	S.....R.Jenkins	QB.....T.Bridgewater	FS.....T.Boston
RB.....A.Ekeler	RCB...C.Hayward	RB.....M.Davis	CB.....R.Douglas

# 2020 LOS ANGELES CHARGERS NUMERICAL ROSTER

## ACTIVE ROSTER

No.	Name	Pos.	Ht.	Wt.	Age	Exp.	College	Hometown	How Acq.
1	Ty Long	P	6-2	205	27	2	Alabama-Birmingham	Roswell, Ga.	FA-'19
2	Easton Stick	QB	6-1	224	25	2	North Dakota State	Omaha, Neb.	D5-'19
4	Michael Badgley	K	5-10	183	25	3	Miami	Summit, N.J.	FA-'18
5	Tyrod Taylor	QB	6-1	215	31	10	Virginia Tech	Hampton, Va.	UFA (Cle)-'19
10	Justin Herbert	QB	6-6	236	22	R	Oregon	Eugene, Ore.	D1a-'20
11	Jason Moore	WR	6-3	215	25	2	Findlay	Oberlin, Ohio	FA-'19
12	Joe Reed	WR	6-0	224	22	R	Virginia	Charlotte Court House, Va.	D5-'20
13	Keenan Allen	WR	6-2	211	28	8	California	Greensboro, N.C.	D3-'13
15	Jalen Guyton	WR	6-1	212	23	1	North Texas	Allen, Texas	FA-'19
20	Desmond King II	DB	5-10	201	25	4	Iowa	Detroit, Mich.	D5-'17
22	Justin Jackson	RB	6-0	200	24	3	Northwestern	Carol Stream, Ill.	D7-'18
23	Rayshawn Jenkins	S	6-1	220	26	4	Miami	St. Petersburg, Fla.	D4-'17
24	Nasir Adderley	S	6-0	206	23	2	Delaware	Philadelphia, Pa.	D2-'19
26	Casey Hayward Jr.	CB	5-11	192	31	9	Vanderbilt	Perry, Ga.	UFA (GB)-'16
27	Joshua Kelley	RB	5-11	212	22	R	UCLA	Lancaster, Calif.	D4-'20
28	Brandon Facyson	CB	6-2	197	26	3	Virginia Tech	Newnan, Ga.	FA-'18
30	Austin Ekeler	RB	5-10	200	25	4	Western State Colorado	Eaton, Colo.	FA-'17
32	Alohi Gilman	S	5-10	201	23	R	Notre Dame	Laie, Hawaii	D6-'20
36	Jahleel Addae	S	5-10	195	30	8	Central Michigan	Valrico, Fla.	FA-'20
37	Tevaughn Campbell	CB	6-0	200	27	1	Regina	Toronto, Ontario, Canada	FA-'19
40	Gabe Nabers	FB	6-3	235	22	R	Florida State	Hahira, Ga.	FA-'20
42	Uchenna Nwosu	DE	6-2	251	23	3	Southern California	Carson, Calif.	D2-'18
43	Michael Davis	CB	6-2	196	25	4	Brigham Young	Glendale, Calif.	FA-'17
44	Kyzir White	LB	6-2	216	24	3	West Virginia	Macungie, Pa.	D4-'18
45	Cole Mazza	LS	6-1	247	25	2	Alabama	Bakersfield, Calif.	FA-'19
46	Malik Jefferson	LB	6-2	240	23	3	Texas	Mesquite, Texas	FA-'19
51	Emeke Egbule	LB	6-2	245	23	2	Houston	Houston, Texas	D6-'19
52	Denzel Perryman	LB	5-11	240	27	6	Miami	Coral Gables, Fla.	D2-'15
56	Kenneth Murray Jr.	LB	6-2	241	21	R	Oklahoma	Houston, Texas	D1b-'20
59	Nick Vigil	LB	6-2	235	27	5	Utah State	Plain City, Utah	UFA (Cin)-'20
61	Scott Quessenberry	C/G	6-3	310	25	3	UCLA	La Costa, Calif.	D5-'18
66	Dan Feeney	C/G	6-4	310	26	4	Indiana	Orland Park, Ill.	D3-'17
69	Sam Tevi	T	6-5	315	25	4	Utah	Euless, Texas	D6-'17
70	Trai Turner	G	6-3	315	27	7	Louisiana State	New Orleans, La.	T (Car)-'20
71	Damion Square	NT	6-2	293	31	8	Alabama	Houston, Texas	W (KC)-'14
72	Ryan Groy	G	6-5	320	30	7	Wisconsin	Middleton, Wis.	FA-'19
73	Tyree St. Louis	G/T	6-5	315	23	1	Miami	Tampa, Fla.	FA-'19
74	Storm Norton	T	6-7	317	26	1	Toledo	Toledo, Ohio	FA-'20
75	Bryan Bulaga	T	6-5	314	31	11	Iowa	Barrington, Ill.	UFA (GB)-'20
76	Forrest Lamp	G	6-4	309	26	4	Western Kentucky	Venice, Fla.	D2-'17
79	Trey Pipkins III	T	6-6	307	24	2	Sioux Falls	Apple Valley, Minn.	D3-'19
81	Mike Williams	WR	6-4	218	26	4	Clemson	Santee, S.C.	D1-'17
82	Stephen Anderson	TE	6-3	230	27	3	California	San Jose, Calif.	FA-'19
84	KJ Hill Jr.	WR	6-0	196	23	R	Ohio State	Little Rock, Ark.	D7-'20
86	Hunter Henry	TE	6-5	250	25	5	Arkansas	Little Rock, Ark.	D2-'16
88	Virgil Green	TE	6-5	255	32	10	Nevada	Tulare, Calif.	UFA (Den)-'18
89	Donald Parham Jr.	TE	6-8	237	23	1	Stetson	Lakeland, Fla.	FA-'20
90	Jessie Lemonier	DE	6-2	240	23	R	Liberty	Miami, Fla.	FA-'20
91	Cortez Broughton	DT	6-2	293	24	2	Cincinnati	Warner Robins, Ga.	D7-'19
95	Linval Joseph	DT	6-4	329	31	11	East Carolina	Christiansted, U.S. Virgin Islands	FA-'20
97	Joey Bosa	DE	6-5	280	25	5	Ohio State	Fort Lauderdale, Fla.	D1-'16
98	Isaac Rochell	DE	6-4	280	25	3	Notre Dame	McDonough, Ga.	D7-'17
99	Jerry Tillery	DT	6-6	295	23	2	Notre Dame	Shreveport, La.	D1-'19

## PRACTICE SQUAD

No.	Name	Pos.	Ht.	Wt.	Age	Exp.	College	Hometown	How Acq.
29	Quenton Meeks	DB	6-1	209	23	2	Stanford	San Diego, Calif.	FA-'19
34	Darius Bradwell	RB	6-0	235	23	R	Tulane	Tallahassee, Fla.	FA-'20
38	John Brannon	CB	6-0	190	22	R	Western Carolina	Charlotte, N.C.	FA-'20
39	Donte Vaughn	CB	6-2	210	22	R	Notre Dame	Memphis, Tenn.	FA-'20
50	Cole Christiansen	LB	6-1	230	23	R	Army	Suffolk, Va.	FA-'20
63	Nate Gilliam	G	6-4	310	23	R	Wake Forest	Knoxville, Tenn.	FA-'20
64	Cole Toner	C/G	6-7	300	26	3	Harvard	Greenwood, Ind.	FA-'17
77	TJ Smith	DT	6-3	300	23	R	Arkansas	Moultrie, Ga.	FA-'20
80	Jeff Cotton	WR	6-2	206	23	R	Idaho	Tuscon, Ariz.	FA-'20
83	Tyron Johnson	WR	6-1	193	24	1	Oklahoma State	New Orleans, La.	FA-'19
92	Joe Gaziano	DE	6-4	280	24	R	Northwestern	Scituate, Mass.	FA-'20
96	Breiden Fehoko	NT	6-3	300	23	R	Louisiana State	Honolulu, Hawaii	FA-'20

## RESERVE/INJURED

No.	Name	Pos.	Ht.	Wt.	Age	Exp.	College	Hometown	How Acq.
25	Chris Harris Jr.	CB	5-10	199	31	10	Kansas	Bixby, Okla.	UFA (Den)-'20
33	Derwin James Jr.	S	6-2	215	24	3	Florida State	Haines City, Fla.	D1-'18
49	Drue Tranquill	LB	6-2	234	25	2	Notre Dame	Fort Wayne, Ind.	D4-'19
53	Mike Pouncey	C	6-5	298	31	10	Florida	Lakeland, Fla.	FA-'18
54	Melvin Ingram III	DE	6-2	247	31	9	South Carolina	Rockingham, N.C.	D1-'12
57	Asmar Bilal	LB	6-2	230	23	R	Notre Dame	Indianapolis, Ind.	FA-'20
93	Justin Jones	DT	6-3	309	24	3	North Carolina State	Austell, Ga.	D3-'18

# 2020 LOS ANGELES CHARGERS ALPHA ROSTER

## ACTIVE ROSTER

No.	Name	Pos.	Ht.	Wt.	DOB	Exp.	College	Hometown	How Acq.
36	Addae, Jahleel	S	5-10	195	1/24/90	8	Central Michigan	Valrico, Fla.	FA-'20
24	Adderley, Nasir	S	6-0	206	5/31/97	2	Delaware	Philadelphia, Pa.	D2-'19
13	Allen, Keenan	WR	6-2	211	4/27/92	8	California	Greensboro, N.C.	D3-'13
82	Anderson, Stephen	TE	6-3	230	1/30/93	3	California	San Jose, Calif.	FA-'19
4	Badgley, Michael	K	5-10	183	7/28/95	3	Miami	Summit, N.J.	FA-'18
97	Bosa, Joey	DE	6-5	280	7/11/95	5	Ohio State	Fort Lauderdale, Fla.	D1-'16
91	Broughton, Cortez	DT	6-2	293	9/2/96	2	Cincinnati	Warner Robins, Ga.	D7-'19
75	Bulaga, Bryan	T	6-5	314	3/21/89	11	Iowa	Barrington, Ill.	UFA (GB)-'20
37	Campbell, Tevaughn	CB	6-0	200	6/14/93	1	Regina	Toronto, Ontario, Canada	FA-'19
43	Davis, Michael	CB	6-2	196	1/6/95	4	Brigham Young	Glendale, Calif.	FA-'17
51	Egbule, Emeke	LB	6-2	245	10/13/96	2	Houston	Houston, Texas	D6-'19
30	Eckeler, Austin	RB	5-10	200	5/17/95	4	Western State Colorado	Eaton, Colo.	FA-'17
28	Facyson, Brandon	CB	6-2	197	9/8/94	3	Virginia Tech	Newnan, Ga.	FA-'18
66	Feeney, Dan	C/G	6-4	310	5/29/94	4	Indiana	Orland Park, Ill.	D3-'17
32	Gilman, Alohi	S	5-10	201	9/17/97	R	Notre Dame	Laie, Hawaii	D6-'20
88	Green, Virgil	TE	6-5	255	8/3/88	10	Nevada	Tulare, Calif.	UFA (Den)-'18
72	Groy, Ryan	G	6-5	320	9/30/90	7	Wisconsin	Middleton, Wis.	FA-'19
15	Guyton, Jalen	WR	6-1	212	6/7/97	1	North Texas	Allen, Texas	FA-'19
26	Hayward Jr., Casey	CB	5-11	192	9/9/89	9	Vanderbilt	Perry, Ga.	UFA (GB)-'16
86	Henry, Hunter	TE	6-5	250	12/7/94	5	Arkansas	Little Rock, Ark.	D2-'16
10	Herbert, Justin	QB	6-6	236	3/10/98	R	Oregon	Eugene, Ore.	D1a-'20
84	Hill Jr., KJ	WR	6-0	196	9/15/97	R	Ohio State	Little Rock, Ark.	D7-'20
22	Jackson, Justin	RB	6-0	200	4/22/96	3	Northwestern	Carol Stream, Ill.	D7-'18
46	Jefferson, Malik	LB	6-2	240	11/15/96	3	Texas	Mesquite, Texas	FA-'19
23	Jenkins, Rayshawn	S	6-1	220	1/25/94	4	Miami	St. Petersburg, Fla.	D4-'17
95	Joseph, Linval	DT	6-4	329	10/10/88	11	East Carolina	Christiansted, U.S. Virgin Islands	FA-'20
27	Kelley, Joshua	RB	5-11	212	11/20/97	R	UCLA	Lancaster, Calif.	D4-'20
20	King II, Desmond	DB	5-10	201	12/14/94	4	Iowa	Detroit, Mich.	D5-'17
76	Lamp, Forrest	G	6-4	309	2/20/94	4	Western Kentucky	Venice, Fla.	D2-'17
90	Lemonier, Jessie	DE	6-2	240	1/31/97	R	Liberty	Miami, Fla.	FA-'20
1	Long, Ty	P	6-2	205	4/6/93	2	Alabama-Birmingham	Roswell, Ga.	FA-'19
45	Mazza, Cole	LS	6-1	247	2/14/95	2	Alabama	Bakersfield, Calif.	FA-'19
11	Moore, Jason	WR	6-3	215	6/23/95	2	Findlay	Oberlin, Ohio	FA-'19
56	Murray Jr., Kenneth	LB	6-2	241	11/16/98	R	Oklahoma	Houston, Texas	D1b-'20
40	Nabers, Gabe	FB	6-3	235	11/5/97	R	Florida State	Hahira, Ga.	FA-'20
74	Norton, Storm	T	6-7	317	5/16/94	1	Toledo	Toledo, Ohio	FA-'20
42	Nwosu, Uchenna	DE	6-2	251	12/28/96	3	Southern California	Carson, Calif.	D2-'18
89	Parham Jr., Donald	TE	6-8	237	8/16/97	1	Stetson	Lakeland, Fla.	FA-'20
52	Perryman, Denzel	LB	5-11	240	12/5/92	6	Miami	Coral Gables, Fla.	D2-'15
79	Pipkins III, Trey	T	6-6	307	9/5/96	2	Sioux Falls	Apple Valley, Minn.	D3-'19
61	Quessenberry, Scott	C/G	6-3	310	3/23/95	3	UCLA	La Costa, Calif.	D5-'18
12	Reed, Joe	WR	6-0	224	1/4/98	R	Virginia	Charlotte Court House, Va.	D5-'20
98	Rochell, Isaac	DE	6-4	280	4/22/95	3	Notre Dame	McDonough, Ga.	D7-'17
71	Square, Damion	NT	6-2	293	2/6/89	8	Alabama	Houston, Texas	W (KC)-'14
73	St. Louis, Tyree	G/T	6-5	315	8/5/97	1	Miami	Tampa, Fla.	FA-'19
2	Stick, Easton	QB	6-1	224	9/15/95	2	North Dakota State	Omaha, Neb.	D5-'19
5	Taylor, Tyrod	QB	6-1	215	8/3/89	10	Virginia Tech	Hampton, Va.	UFA (Cle)-'19
69	Tevi, Sam	T	6-5	315	11/15/94	4	Utah	Euless, Texas	D6-'17
99	Tillery, Jerry	DT	6-6	295	10/8/96	2	Notre Dame	Shreveport, La.	D1-'19
70	Turner, Trai	G	6-3	315	6/14/93	7	Louisiana State	New Orleans, La.	T (Car)-'20
59	Vigil, Nick	LB	6-2	235	8/20/93	5	Utah State	Plain City, Utah	UFA (Cin)-'20
44	White, Kyzir	LB	6-2	216	3/24/96	3	West Virginia	Macungie, Pa.	D4-'18
81	Williams, Mike	WR	6-4	218	10/4/94	4	Clemson	Santee, S.C.	D1-'17

## PRACTICE SQUAD

No.	Name	Pos.	Ht.	Wt.	DOB	Exp.	College	Hometown	How Acq.
34	Bradwell, Darius	RB	6-0	235	5/15/97	R	Tulane	Tallahassee, Fla.	FA-'20
38	Brannon, John	CB	6-0	190	3/10/98	R	Western Carolina	Charlotte, N.C.	FA-'20
50	Christiansen, Cole	LB	6-1	230	7/30/97	R	Army	Suffolk, Va.	FA-'20
80	Cotton, Jeff	WR	6-2	206	4/17/97	R	Idaho	Tuscon, Ariz.	FA-'20
96	Fehoko, Breiden	NT	6-3	300	10/15/96	R	Louisiana State	Honolulu, Hawaii	FA-'20
92	Gaziano, Joe	DE	6-4	280	9/27/96	R	Northwestern	Scituate, Mass.	FA-'20
63	Gilliam, Nate	G	6-4	310	7/6/97	R	Wake Forest	Knoxville, Tenn.	FA-'20
83	Johnson, Tyron	WR	6-1	193	1/8/96	1	Oklahoma State	New Orleans, La.	FA-'19
29	Meeks, Quenton	DB	6-1	209	6/20/97	2	Stanford	San Diego, Calif.	FA-'19
77	Smith, TJ	DT	6-3	300	4/19/97	R	Arkansas	Moultrie, Ga.	FA-'20
64	Toner, Cole	C/G	6-7	300	3/13/94	3	Harvard	Greenwood, Ind.	FA-'17
39	Vaughn, Donte	CB	6-2	210	10/12/97	R	Notre Dame	Memphis, Tenn.	FA-'20

## RESERVE/INJURED

No.	Name	Pos.	Ht.	Wt.	DOB	Exp.	College	Hometown	How Acq.
57	Bilal, Asmar	LB	6-2	230	4/12/97	R	Notre Dame	Indianapolis, Ind.	FA-'20
25	Harris Jr., Chris	CB	5-10	199	6/18/89	10	Kansas	Bixby, Okla.	UFA (Den)-'20
54	Ingram III, Melvin	DE	6-2	247	4/26/89	9	South Carolina	Rockingham, N.C.	D1-'12
33	James Jr., Derwin	S	6-2	215	8/3/96	3	Florida State	Haines City, Fla.	D1-'18
93	Jones, Justin	DT	6-3	309	8/28/96	3	North Carolina State	Austell, Ga.	D3-'18
53	Pouncey, Mike	C	6-5	298	7/24/89	10	Florida	Lakeland, Fla.	FA-'18
49	Tranquill, Drue	LB	6-2	234	8/15/95	2	Notre Dame	Fort Wayne, Ind.	D4-'19

# 2020 LOS ANGELES CHARGERS POSITION ROSTER

## QUARTERBACKS (3)

No.	Name	Pos.	Ht.	Wt.	Age	Exp.	College	Hometown	How Acq.
2	Easton Stick	QB	6-1	224	25	2	North Dakota State	Omaha, Neb.	D5-'19
5	Tyrod Taylor	QB	6-1	215	31	10	Virginia Tech	Hampton, Va.	UFA (Cle)-'19
10	Justin Herbert	QB	6-6	236	22	R	Oregon	Eugene, Ore.	D1a-'20

## RUNNING BACKS (4)

No.	Name	Pos.	Ht.	Wt.	Age	Exp.	College	Hometown	How Acq.
22	Justin Jackson	RB	6-0	200	24	3	Northwestern	Carol Stream, Ill.	D7-'18
27	Joshua Kelley	RB	5-11	212	22	R	UCLA	Lancaster, Calif.	D4-'20
30	Austin Ekeler	RB	5-10	200	25	4	Western State Colorado	Eaton, Colo.	FA-'17
40	Gabe Nabers	FB	6-3	235	22	R	Florida State	Hahira, Ga.	FA-'20

## WIDE RECEIVERS (6)

No.	Name	Pos.	Ht.	Wt.	Age	Exp.	College	Hometown	How Acq.
11	Jason Moore	WR	6-3	215	25	2	Findlay	Oberlin, Ohio	FA-'19
12	Joe Reed	WR	6-0	224	22	R	Virginia	Charlotte Court House, Va.	D5-'20
13	Keenan Allen	WR	6-2	211	28	8	California	Greensboro, N.C.	D3-'13
15	Jalen Guyton	WR	6-1	212	23	1	North Texas	Allen, Texas	FA-'19
81	Mike Williams	WR	6-4	218	26	4	Clemson	Santee, S.C.	D1-'17
84	KJ Hill Jr.	WR	6-0	196	23	R	Ohio State	Little Rock, Ark.	D7-'20

## TIGHT ENDS (4)

No.	Name	Pos.	Ht.	Wt.	Age	Exp.	College	Hometown	How Acq.
82	Stephen Anderson	TE	6-3	230	27	3	California	San Jose, Calif.	FA-'19
86	Hunter Henry	TE	6-5	250	25	5	Arkansas	Little Rock, Ark.	D2-'16
88	Virgil Green	TE	6-5	255	32	10	Nevada	Tulare, Calif.	UFA (Den)-'18
89	Donald Parham Jr.	TE	6-8	237	23	1	Stetson	Lakeland, Fla.	FA-'20

## OFFENSIVE LINEMEN (10)

No.	Name	Pos.	Ht.	Wt.	Age	Exp.	College	Hometown	How Acq.
61	Scott Quessenberry	C/G	6-3	310	25	3	UCLA	La Costa, Calif.	D5-'18
66	Dan Feeney	C/G	6-4	310	26	4	Indiana	Orland Park, Ill.	D3-'17
69	Sam Tevi	T	6-5	315	25	4	Utah	Eules, Texas	D6-'17
70	Trai Turner	G	6-3	315	27	7	Louisiana State	New Orleans, La.	T (Car)-'20
72	Ryan Groy	G	6-5	320	30	7	Wisconsin	Middleton, Wis.	FA-'19
73	Tyree St. Louis	G/T	6-5	315	23	1	Miami	Tampa, Fla.	FA-'19
74	Storm Norton	T	6-7	317	26	1	Toledo	Toledo, Ohio	FA-'20
75	Bryan Bulaga	T	6-5	314	31	11	Iowa	Barrington, Ill.	UFA (GB)-'20
76	Forrest Lamp	G	6-4	309	26	4	Western Kentucky	Venice, Fla.	D2-'17
79	Trey Pipkins III	T	6-6	307	24	2	Sioux Falls	Apple Valley, Minn.	D3-'19

## DEFENSIVE LINEMEN (8)

No.	Name	Pos.	Ht.	Wt.	Age	Exp.	College	Hometown	How Acq.
42	Uchenna Nwosu	DE	6-2	251	23	3	Southern California	Carson, Calif.	D2-'18
71	Damion Square	NT	6-2	293	31	8	Alabama	Houston, Texas	W (KC)-'14
90	Jessie Lemonier	DE	6-2	240	23	R	Liberty	Miami, Fla.	FA-'20
91	Cortez Broughton	DT	6-2	293	24	2	Cincinnati	Warner Robins, Ga.	D7-'19
95	Linval Joseph	DT	6-4	329	31	11	East Carolina	Christiansted, U.S. Virgin Islands	FA-'20
97	Joey Bosa	DE	6-5	280	25	5	Ohio State	Fort Lauderdale, Fla.	D1-'16
98	Isaac Rochell	DE	6-4	280	25	3	Notre Dame	McDonough, Ga.	D7-'17
99	Jerry Tillery	DT	6-6	295	23	2	Notre Dame	Shreveport, La.	D1-'19

## LINEBACKERS (6)

No.	Name	Pos.	Ht.	Wt.	Age	Exp.	College	Hometown	How Acq.
44	Kyzir White	LB	6-2	216	24	3	West Virginia	Macungie, Pa.	D4-'18
57	Asmar Bilal	LB	6-2	230	23	R	Notre Dame	Indianapolis, Ind.	FA-'20
51	Emeke Egbule	LB	6-2	245	23	2	Houston	Houston, Texas	D6-'19
52	Denzel Perryman	LB	5-11	240	27	6	Miami	Coral Gables, Fla.	D2-'15
56	Kenneth Murray Jr.	LB	6-2	241	21	R	Oklahoma	Houston, Texas	D1b-'20
59	Nick Vigil	LB	6-2	235	27	5	Utah State	Plain City, Utah	UFA (Cin)-'20

## DEFENSIVE BACKS (9)

No.	Name	Pos.	Ht.	Wt.	Age	Exp.	College	Hometown	How Acq.
20	Desmond King II	DB	5-10	201	25	4	Iowa	Detroit, Mich.	D5-'17
23	Rayshawn Jenkins	S	6-1	220	26	4	Miami	St. Petersburg, Fla.	D4-'17
24	Nasir Adderley	S	6-0	206	23	2	Delaware	Philadelphia, Pa.	D2-'19
26	Casey Hayward Jr.	CB	5-11	192	31	9	Vanderbilt	Perry, Ga.	UFA (GB)-'16
28	Brandon Facyson	CB	6-2	197	26	3	Virginia Tech	Newnan, Ga.	FA-'18
32	Alohi Gilman	S	5-10	201	23	R	Notre Dame	Laie, Hawaii	D6-'20
36	Jahleel Addae	S	5-10	195	30	8	Central Michigan	Valrico, Fla.	FA-'20
37	Tevaughn Campbell	CB	6-0	200	27	1	Regina	Toronto, Ontario, Canada	FA-'19
43	Michael Davis	CB	6-2	196	25	4	Brigham Young	Glendale, Calif.	FA-'17

## SPECIALISTS (3)

No.	Name	Pos.	Ht.	Wt.	Age	Exp.	College	Hometown	How Acq.
1	Ty Long	P	6-2	205	27	2	Alabama-Birmingham	Roswell, Ga.	FA-'19
4	Michael Badgley	K	5-10	183	25	3	Miami	Summit, N.J.	FA-'18
45	Cole Mazza	LS	6-1	247	25	2	Alabama	Bakersfield, Calif.	FA-'19

# 2020 LOS ANGELES CHARGERS DEPTH CHART

Depth Chart is unofficial and compiled by Chargers Communications

## OFFENSE

<b>WR</b>	13	Keenan Allen	15	Jalen Guyton	84	<u>KJ Hill Jr.</u>
<b>LT</b>	69	Sam Tevi	79	Trey Pipkins III	72	Ryan Groy
<b>LG</b>	76	Forrest Lamp	61	Scott Quessenberry	61	Scott Quessenberry
<b>C</b>	66	Dan Feeney	61	Scott Quessenberry	73	Tyree St. Louis
<b>RG</b>	70	Trai Turner	73	Tyree St. Louis	82	Stephen Anderson
<b>RT</b>	75	Bryan Bulaga	74	Storm Norton	89	Donald Parham Jr.
<b>TE</b>	86	Hunter Henry	88	Virgil Green	11	Jason Moore
<b>WR</b>	81	Mike Williams	<u>12</u>	<u>Joe Reed</u>	2	Easton Stick
<b>QB</b>	5	Tyrod Taylor	<u>10</u>	<u>Justin Herbert</u>	27	<u>Joshua Kelley</u>
<b>FB</b>	<u>40</u>	<u>Gabe Nabers</u>	22	Justin Jackson		
<b>RB</b>	30	Austin Ekeler				

## DEFENSE

<b>DE</b>	97	Joey Bosa	98	Isaac Rochell		
<b>DT</b>	99	Jerry Tillery	91	Cortez Broughton		
<b>NT</b>	95	Linval Joseph	71	Damion Square		
<b>DE</b>	42	Uchenna Nwosu	<u>90</u>	<u>Jessie Lemonier</u>		
<b>LB</b>	44	Kyzir White	46	Malik Jefferson		
<b>LB</b>	52	Denzel Perryman	59	Nick Vigil		
<b>LB</b>	<u>56</u>	<u>Kenneth Murray Jr.</u>	51	Emeke Egbule		
<b>LCB</b>	43	Michael Davis	28	Brandon Facyson		
<b>S</b>	23	Rayshawn Jenkins	<u>32</u>	<u>Alohi Gilman</u>	36	Jahleel Addae
<b>S</b>	24	Nasir Adderley	20	Desmond King II	37	Tevaughn Campbell
<b>RCB</b>	26	Casey Hayward Jr.	20	Desmond King II		

## SPECIALISTS

<b>K</b>	4	Michael Badgley	1	Ty Long		
<b>P</b>	1	Ty Long	4	Michael Badgley		
<b>KO</b>	1	Ty Long	5	Tyrod Taylor		
<b>H</b>	1	Ty Long				
<b>LS</b>	45	Cole Mazza				
<b>KR</b>	<u>12</u>	<u>Joe Reed</u>	<u>84</u>	<u>KJ Hill Jr.</u>	20	Desmond King II
<b>PR</b>	20	Desmond King II	<u>84</u>	<u>KJ Hill Jr.</u>	<u>12</u>	<u>Joe Reed</u>

**NOTE:** Rookies are underlined

## 2020 LOS ANGELES CHARGERS COACHES

**Head Coach:** Anthony Lynn

**Assistant Head Coach/Special Teams Coordinator:**  
George Stewart

**Defensive Coordinator:** Gus Bradley

**Offensive Coordinator:** Shane Steichen

**Assistant Special Teams:** Keith Burns

**Senior Coaching Assistant:** Chris Caminiti

**Offensive Line:** James Campen

**Assistant Offensive Line:** David Diaz-Infante

**Assistant Defensive Line:** La'Roi Glover

**Quarterbacks:** Pep Hamilton

**Assistant Defensive Backs:** Addison Lynch

**Alex G. Spanos Coaching Fellow:** Tevin McDonald

**Wide Receivers:** Phil McGeoghan

**Defensive Backs:** Ron Milus

**Quality Control/Defense:** Ryan Milus

**Running Backs:** Mark Ridgley

**Tight Ends:** Alfredo Roberts

**Quality Control/Offense:** Seth Ryan

**Senior Coaching Assistant:** Rip Scherer

**Assistant Tight Ends:** Dan Shamash

**Defensive Line:** Giff Smith

**Linebackers:** Richard Smith

**Head Strength and Conditioning:** John Lott

**Assistant Strength:** Jonathan Brooks

**Assistant Strength:** Tyler Judkins

## PRONUNCIATION

<b>Jahleel Addae</b>	jah-LEEL uh-DIE
<b>Nasir Adderley</b>	nah-SEER ADD-er-lee
<b>Michael Badgley</b>	BADGE-lee
<b>Asmar Bilal</b>	bih-LOWL
<b>Cortez Broughton</b>	BROUGHT-un
<b>Bryan Bulaga</b>	buh-LAH-guh
<b>Tevaughn Campbell</b>	tuh-VAUGHN
<b>Emeke Egbule</b>	eh-MEH-keh egg-BOO-leh
<b>Austin Ekeler</b>	ECK-ler
<b>Brandon Facyson</b>	FAY-sen
<b>Alohi Gilman</b>	uh-LOW-hee
<b>Cole Mazza</b>	.MAHZ-uh
<b>Phil McGeoghan</b>	mc-GAY-ghin
<b>Uchenna Nwosu</b>	.oo-CHEN-uh noo-WOE-sue
<b>Donald Parham Jr.</b>	par-HAM
<b>Scott Quessenberry</b>	QWES-sin-bear-ee
<b>Isaac Rochell</b>	ROW-shell
<b>Shane Steichen</b>	STY-kin
<b>Sam Tevi</b>	TEH-vee
<b>Kyzir White</b>	kie-ZEER



## 2020 TRANSACTIONS BY DATE

March 13	Designated TE Hunter Henry as franchise player (non-exclusive); Released LB Thomas Davis Sr., and NT Brandon Mebane.	July 26	Signed S Alohi Gilman, QB Justin Herbert, WR KJ Hill, RB Joshua Kelley and WR Joe Reed.	Sept. 16	Signed LB Malik Jefferson to practice squad.
March 16	Signed RB Austin Ekeler to contract extension; Extended qualifying offer to CB Michael Davis; Extended exclusive rights tenders to DE Isaac Rochell and T Trent Scott.	July 30	Signed LB Kenneth Murray Jr.	Sept. 17	Signed FB Gabe Nabers to active roster; Placed C Mike Pouncey on Reserve/Injured.
March 18	Traded T Russell Okung to Carolina for G Trai Turner.	Aug. 1	Signed DE Joey Bosa to contract extension; Waived DT P.J. Johnson, G Koda Martin, WR Andre Patton, TE Jared Rice, S Roderic Teamer and TE Andrew Vollert.	Sept. 18	Signed RB Troymaine Pope to practice squad.
March 30	Signed WR Darius Jennings.	Sept. 5	Signed WR Keenan Allen to contract extension; Placed S Derwin James Jr., on Reserve/Injured; Released G Ryan Groy, WR Darius Jennings and C/G Cole Toner; Waived LB Asmar Bilal, RB Darius Bradwell, CB John Brannon, LB Cole Christiansen, WR Jeff Cotton, G Josh Dunlop, NT Breiden Fehoko, LB Romeo Finley, DE Joe Gaziano, G Nate Gilliam, RB Derrick Gore, FB Bobby Holly, LB Malik Jefferson, WR Tyron Johnson, DE Jessie Lemonier, CB Kevin McGill, DB Quenton Meeks, FB Gabe Nabers, T Ryan Roberts, WR Dalton Schoen, T Trent Scott, DT TJ Smith and CB Donte Vaughn.	Sept. 19	Activated RB Darius Bradwell from practice squad.
March 31	Signed T Bryan Bulaga, CB Chris Harris Jr., DT Linval Joseph and LB Nick Vigil.	Sept. 6	Signed LB Asmar Bilal, RB Darius Bradwell, CB John Brannon, LB Cole Christiansen, WR Jeff Cotton, NT Breiden Fehoko, G Nate Gilliam, G Ryan Groy, WR Tyron Johnson, DE Jessie Lemonier, DB Quenton Meeks, FB Gabe Nabers, DT TJ Smith, C/G Cole Toner and CB Donte Vaughn to practice squad.	Sept. 21	Reverted RB Darius Bradwell to practice squad.
April 9	Re-signed CB Michael Davis.	Sept. 12	Activated G Ryan Groy and FB Gabe Nabers from practice squad.	Sept. 22	Released DE Joe Gaziano from practice squad.
April 14	Signed T Storm Norton and TE Donald Parham Jr.	Sept. 14	Reverted G Ryan Groy and FB Gabe Nabers to practice squad.	Sept. 24	Signed S Jahleel Addae to practice squad.
April 16	TE Hunter Henry signed non-exclusive franchise tag.	Sept. 15	Signed LB Asmar Bilal to active roster; Placed LB Drue Tranquill on Reserve/Injured.	Sept. 26	Signed G Ryan Groy, LB Malik Jefferson and DE Jessie Lemonier to active roster; Placed LB Asmar Bilal, DE Melvin Ingram III and DT Justin Jones on Reserve/Injured; Activated S Jahleel Addae and RB Darius Bradwell from practice squad.
April 21	Re-signed DE Isaac Rochell and T Trent Scott.			Sept. 28	Reverted S Jahleel Addae and RB Darius Bradwell to practice squad.
April 27	Traded 2020 second-round (No. 37) and third-round (No. 71) selections to New England for 2020 first-round (No. 23) selection.			Sept. 29	Signed S Jahleel Addae to active roster; Placed CB Chris Harris Jr. on Reserve/Injured; Signed DE Joe Gaziano to practice squad.
April 30	Signed LB Asmar Bilal, RB Darius Bradwell, CB John Brannon, LB Cole Christiansen, WR Jeff Cotton, G Josh Dunlop, NT Breiden Fehoko, DE Joe Gaziano, G Nate Gilliam, FB Bobby Holly, DE Jessie Lemonier, CB Kevin McGill, FB Gabe Nabers, T Ryan Roberts, WR Dalton Schoen, DT TJ Smith and CB Donte Vaughn.				
May 4	Signed LB Romeo Finley and TE Jared Rice.				
May 5	Signed RB Derrick Gore.				
May 20	Signed G Ryan Groy.				
June 2	Signed NT Damion Square.				

# MEDIA INFORMATION



**GAME-DAY MEDIA PARKING:** Media attending Chargers home games have been assigned reserved areas to park at SoFi Stadium. Please refer to the map on the back of your assigned parking permit. Media must park in the assigned area and display parking permits at all times. As a reminder, parking is limited and is being provided as a courtesy.

**MEDIA ENTRANCE:** All credentialed media must enter through SE Media Gate and are subject to search procedures. Please be prepared to open all cases and bags for inspection by stadium security personnel. All items will be inspected and tagged for security purposes. Please make sure bags are identifiable and limit carry-in items to only what is necessary. Remove any security tags from prior games.

**PRESS WILL CALL**  
Press Will Call is located at the SE Media Gate between entries 10 & 11.

**PRESS BOX**  
The press box is located on Level 7 in the SW corner of the stadium. The press box is equipped with wireless internet. Contact the Chargers' communications staff for additional support.

**CHARGERS.COM AND CHARGERS.COM/MEDIA**  
[Chargers.com](https://www.chargers.com) features the latest news on the Los Angeles Chargers, including player features. The site also includes player bios, rosters, the depth chart, transactions and more. It is the quickest and easiest way to find the latest information on the Los Angeles Chargers.

[Chargers.com/media](https://www.chargers.com/media) is available to assist media with coverage leading up to each game of the 2020 season. The media site contains a digital copy of the 2020 Los Angeles Chargers Media Guide, game releases, news releases, credential request forms and transcripts. Credential requests must be submitted by the sports director, sports editor or photo editor to be considered. The site is password protected and can be accessed with chargersmedia.

## LOS ANGELES CHARGERS COMMUNICATIONS CONTACTS

NAME	TITLE	CELL PHONE	EMAIL
<b>Josh Rupprecht</b>	Vice President, Communications	310.694.6122	<a href="mailto:Josh.Rupprecht@chargers.nfl.com">Josh.Rupprecht@chargers.nfl.com</a>
<b>Jennifer Rojas</b>	Senior Manager, Corporate Communications & Alumni Affairs	858.229.1958	<a href="mailto:Jennifer.Rojas@chargers.nfl.com">Jennifer.Rojas@chargers.nfl.com</a>
<b>Jamaal LaFrance</b>	Senior Manager, Communications	858.353.3556	<a href="mailto:Jamaal.LaFrance@chargers.nfl.com">Jamaal.LaFrance@chargers.nfl.com</a>
<b>Brock Anderson</b>	Coordinator, Football Communications	720.472.0465	<a href="mailto:Brock.Anderson@chargers.nfl.com">Brock.Anderson@chargers.nfl.com</a>
<b>Danny Markino</b>	Coordinator, Football Communications	330.806.3950	<a href="mailto:Danny.Markino@chargers.nfl.com">Danny.Markino@chargers.nfl.com</a>
<b>Lauren Meyer</b>	Coordinator, Corporate Communications & Alumni Affairs	760.519.4494	<a href="mailto:Lauren.Meyer@chargers.nfl.com">Lauren.Meyer@chargers.nfl.com</a>
<b>Ana Spanos</b>	Coordinator, Corporate Communications & Alumni Affairs	209.990.2700	<a href="mailto:Ana.Spanos@chargers.nfl.com">Ana.Spanos@chargers.nfl.com</a>

The background of the entire page is a solid blue color with a repeating pattern of small, light blue lightning bolts. The bolts are arranged in a grid, with each bolt pointing towards the top-right corner.

# SUPPLEMENTAL STATS

# ALL-TIME SERIES HISTORY

Franchise	REGULAR SEASON						POSTSEASON					PRESEASON		
	W	L	T	Pct.	PF	PA	W	L	Pct.	PF	PA	W	L	T
Arizona Cardinals <sup>1</sup>	10	4	0	.714	367	277	0	0	—			14	11	0
Atlanta Falcons	2	8	0	.200	130	213	0	0	—			4	2	0
Baltimore Ravens	5	7	0	.417	236	253	1	0	1.000	23	17	0	0	0
Buffalo Bills	24	10	2	.706	899	609	1	2	.333	27	57	0	1	0
Carolina Panthers	1	6	0	.143	109	168	0	0	—			0	0	0
Chicago Bears	6	7	0	.462	249	220	0	0	—			4	3	0
Cincinnati Bengals	21	14	0	.600	830	756	1	1	.500	34	37	0	0	0
Cleveland Browns <sup>2</sup>	17	9	1	.648	650	512	0	0	—			1	0	1
Dallas Cowboys	5	6	0	.455	261	256	0	0	—			9	7	0
Denver Broncos	52	67	1	.437	2,573	2,546	0	1	.000	17	24	5	2	0
Detroit Lions	7	5	0	.583	254	263	0	0	—			0	1	0
Green Bay Packers	2	10	0	.167	212	353	0	0	—			2	1	1
Houston Texans	5	2	0	.714	184	127	0	0	—			1	0	0
Indianapolis Colts <sup>3</sup>	17	10	0	.630	646	473	2	1	.667	71	76	2	2	0
Jacksonville Jaguars	8	3	0	.727	336	188	0	0	—			0	0	0
Kansas City Chiefs <sup>4</sup>	55	64	1	.462	2,421	2,664	1	0	1.000	17	0	5	2	0
Las Vegas Raiders <sup>5</sup>	54	64	2	.458	2,596	2,613	0	1	.000	27	34	7	7	0
Los Angeles Rams <sup>6</sup>	5	7	0	.417	313	325	0	0	—			19	18	0
Miami Dolphins	14	16	0	.467	675	656	2	2	.500	76	124	3	1	0
Minnesota Vikings	6	7	0	.462	310	318	0	0	—			3	11	1
New England Patriots <sup>7</sup>	14	22	2	.389	747	904	1	3	.250	112	96	5	2	0
New Orleans Saints	7	5	0	.583	323	234	0	0	—			4	5	0
New York Giants	7	5	0	.583	319	281	0	0	—			5	3	0
New York Jets <sup>8</sup>	22	12	1	.647	996	705	0	2	.000	31	37	4	2	1
Philadelphia Eagles	7	5	0	.583	235	242	0	0	—			3	1	0
Pittsburgh Steelers	8	23	0	.258	575	797	2	1	.667	72	76	1	2	0
San Francisco 49ers	8	6	0	.571	323	374	0	1	.000	26	49	22	26	0
Seattle Seahawks	25	26	0	.490	1,067	1,066	0	0	—			5	12	0
Tampa Bay Buccaneers	8	3	0	.727	300	212	0	0	—			0	0	0
Tennessee Titans <sup>9</sup>	27	15	1	.643	1,108	944	1	3	.250	50	57	7	3	0
Washington Football Team <sup>10</sup>	4	7	0	.364	239	268	0	0	—			1	0	0
<b>ALL-TIME TOTALS</b>	<b>453</b>	<b>455</b>	<b>11</b>	<b>.499</b>	<b>20,483</b>	<b>19,817</b>	<b>12</b>	<b>18</b>	<b>.400</b>	<b>583</b>	<b>684</b>	<b>136</b>	<b>125</b>	<b>4</b>

Note: Prior to 1972, tie games were not included in winning percentage.

- 1—Known as St. Louis Cardinals (1960-87) and Phoenix Cardinals (1988-93)
- 2—Did not play from 1996-98 after relocation to Baltimore, but rejoined as an expansion franchise in 1999
- 3—Known as Baltimore Colts (1960-83)
- 4—Known as Dallas Texans (1960-62)
- 5—Known as Los Angeles Rams (1960-94 and 2016-present) and St. Louis Rams (1995-2015)
- 6—Known as Boston Patriots (1960-70)
- 7—Known as Titans of New York (1960-62)
- 8—Known as Oakland Raiders (1960-81 and 1995-present) and Los Angeles Raiders (1982-94)
- 9—Known as Houston Oilers (1960-96) and Tennessee Oilers (1997-98)
- 10—Known as Washington Redskins (1960-2019)

# CHARGERS RECORD WHEN . . .

	-- 2020 Season --			-- 2017-Present --			-- 2000-Present --		
	Home	Road	Overall	Home	Road	Overall	Home	Road	Overall
Overall	0-2	1-0	1-2	12-14	15-10	27-24	91-71	72-89	163-160
On Grass	0-0	0-0	0-0	12-12	9-8	21-20	91-69	51-63	142-132
On Artificial Surfaces	0-2	1-0	1-2	0-2	6-2	6-4	0-2	21-26	21-28
In Indoor Stadiums	0-0	0-0	0-0	0-0	1-1	1-1	0-0	7-10	7-10
In Open-Air Stadiums	0-2	1-0	1-2	12-14	14-9	26-23	91-71	65-79	156-150
When Winning the Coin Toss	0-2	1-0	1-2	7-8	6-3	13-11	53-30	36-41	89-71
When Losing the Coin Toss	0-0	0-0	0-0	6-6	9-7	15-13	39-40	36-48	75-88
When Receiving the Opening Kick	0-1	0-0	0-1	6-10	9-7	15-17	47-37	33-46	80-83
vs. Division Opponents*	0-1	0-0	0-1	3-7	4-5	7-12	33-30	25-37	58-67
vs. AFC (since 1970 NFL-AFL merger)	0-1	1-0	1-1	8-11	11-8	19-19	67-54	55-66	122-120
vs. NFC (since 1970 NFL-AFL merger)	0-1	0-0	0-1	4-3	4-2	8-5	24-17	17-23	41-40
In August/September**	0-2	1-0	1-2	2-6	3-3	5-9	20-17	14-21	34-38
In October	0-0	0-0	0-0	3-3	4-2	7-5	22-14	16-27	38-41
In November	0-0	0-0	0-0	3-2	3-2	6-4	21-18	17-20	38-38
In December	0-0	0-0	0-0	4-3	5-3	9-6	26-21	23-20	49-41
In January	0-0	0-0	0-0	0-0	0-0	0-0	2-1	2-1	4-2
During Day Games	0-2	1-0	1-2	12-11	13-7	25-18	75-56	60-77	135-133
During Night Games	0-0	0-0	0-0	0-3	2-3	2-6	16-15	12-12	28-27
Outdoor Games with a Temperature < 40° F	0-0	0-0	0-0	0-0	1-1	1-1	0-0	12-12	12-12
Outdoor Games with a Temperature > 80° F	0-0	1-0	1-0	2-4	3-0	5-4	11-11	5-4	15-14
On Thursday	0-0	0-0	0-0	0-0	2-1	2-1	4-1	3-3	7-4
On Friday	0-0	0-0	0-0	0-0	0-0	0-0	0-0	1-0	1-0
On Saturday	0-0	0-0	0-0	0-1	0-1	0-2	0-3	1-4	1-7
On Sunday/Early Games (Before 3 p.m. ET)	0-0	0-0	0-0	1-0	6-4	7-4	1-0	36-43	37-43
On Sunday/Late Afternoon Games (3-6 p.m. ET)	0-2	1-0	1-2	11-11	6-3	17-14	74-55	24-31	98-86
On Sunday/Night Games (After 6 p.m. ET)	0-0	0-0	0-0	0-1	1-0	1-1	8-5	3-4	11-9
On Monday	0-0	0-0	0-0	0-1	0-1	0-2	4-7	4-4	8-11
When Scoring First	0-1	0-0	0-1	9-4	7-2	16-6	68-30	40-25	108-55
When Opponent Scores First	0-1	1-0	1-1	3-10	8-8	11-18	23-41	32-64	55-105
In Overtime Games	0-1	0-0	0-1	1-1	0-1	1-2	4-5	5-10	9-14
When Leading after First Quarter	0-1	0-0	0-1	8-4	4-2	12-6	64-20	31-19	95-39
When Leading at Halftime	0-1	0-0	0-1	11-4	10-2	21-6	70-21	48-23	118-44
When Leading after Third Quarter	0-1	0-0	0-1	12-3	10-1	22-4	79-17	48-22	127-39
When Trailing after First Quarter	0-1	1-0	1-1	2-10	7-7	9-17	12-41	24-46	36-87
When Trailing at Halftime	0-1	1-0	1-1	0-10	5-7	5-17	12-44	20-61	32-105
When Trailing after Third Quarter	0-1	1-0	1-1	0-11	5-7	5-18	9-53	18-61	27-114
When Tied at Halftime	0-0	0-0	0-0	1-0	0-1	1-1	9-6	4-6	13-12
When Tied after the Third Quarter	0-0	0-0	0-0	0-0	0-2	0-2	3-1	6-6	9-7
When Chargers had 100-yard Rusher	0-0	0-0	0-0	1-0	4-2	5-2	32-4	32-10	64-14
When Chargers had 100-yard Receiver	0-1	0-0	0-1	7-8	5-2	12-10	37-23	25-26	62-49
When Chargers had 300-yard Passer	0-2	0-0	0-2	6-10	4-1	10-11	24-21	20-22	44-44
When Opponent had 100-yard Rusher	0-0	0-0	0-0	4-4	2-3	6-7	6-16	12-25	18-41
When Opponent had 100-yard Receiver	0-0	0-0	0-0	3-2	1-2	4-4	27-23	14-34	41-57
When Opponent had 300-yard Passer	0-1	0-0	0-1	0-2	0-3	0-5	19-12	7-28	26-40
With a Positive Turnover Margin	0-0	1-0	1-0	7-0	11-1	18-1	58-9	46-15	104-24
With a Negative Turnover Margin	0-2	0-0	0-2	1-11	1-5	2-16	14-48	15-55	29-103
With an Even Turnover Margin	0-0	0-0	0-0	4-3	3-4	7-7	17-14	11-19	28-33
With a +3 or higher Turnover Margin	0-0	0-0	0-0	2-0	1-0	3-0	14-1	12-1	26-2
With a +2 Turnover Margin	0-0	1-0	1-0	3-0	3-0	6-0	26-2	13-4	39-6
With a +1 Turnover Margin	0-0	0-0	0-0	2-0	7-1	9-1	18-7	21-10	39-17
With a -1 Turnover Margin	0-1	0-0	0-1	0-3	0-3	0-6	11-18	9-24	20-42
With a -2 Turnover Margin	0-0	0-0	0-0	1-4	1-0	2-4	3-13	5-15	8-28
With a -3 or lower Turnover Margin	0-1	0-0	0-1	0-4	0-2	0-6	2-16	1-16	3-32
When Recording 0 Takeaways	0-2	0-0	0-2	3-8	2-3	5-11	9-26	9-30	18-55
When Recording 1 Takeaway	0-0	0-0	0-0	3-5	4-3	7-8	28-26	25-30	53-56
When Recording 2-plus Takeaways	0-0	1-0	1-0	6-1	9-4	15-5	54-19	38-29	92-48
When Recording 0 Giveaways	0-0	1-0	1-0	8-2	8-0	16-2	35-7	34-6	69-13
When Recording 1 Giveaway	0-1	0-0	0-1	3-3	5-3	8-6	31-14	18-25	49-39
When Recording 2-plus Giveaways	0-1	0-0	0-1	1-9	2-7	3-16	24-51	22-56	45-108
When Recording 0 Interceptions	0-1	0-0	0-1	4-9	3-3	7-12	22-39	17-43	39-82
When Recording 1 Interception	0-0	1-0	1-0	6-4	8-5	14-9	33-23	33-36	66-59
When Recording 2-plus Interceptions	0-0	0-0	0-0	2-0	4-2	6-2	36-8	22-10	58-18
When Throwing 0 Interceptions	0-0	1-0	1-0	8-4	9-2	17-6	49-15	43-21	92-36
When Throwing 1 Interception	0-2	0-0	0-2	4-3	4-5	8-8	29-25	20-36	49-61
When Throwing 2-plus Interceptions	0-0	0-0	0-0	0-7	2-3	2-10	13-31	9-32	22-63
When Recovering 0 Fumbles	0-2	0-0	0-2	7-11	9-8	16-19	40-45	37-56	77-101
When Recovering 1 Fumble	0-0	1-0	1-0	4-3	4-2	8-5	43-21	25-26	68-47
When Recovering 2-plus Fumbles	0-0	0-0	0-0	1-0	2-0	3-0	8-5	10-7	18-13
When Losing 0 Fumbles	0-1	1-0	1-1	10-6	13-4	23-10	54-34	52-33	106-67
When Losing 1 Fumble	0-0	0-0	0-0	2-6	1-5	3-11	30-24	15-37	45-61
When Losing 2-plus Fumbles	0-1	0-0	0-1	0-2	1-1	1-3	6-14	5-19	11-33

Note: Home and Road indicate status as home or road team even in neutral site and international games.

\*All games against divisional opponents from AFL West and AFC West (with exception of 1982 strike-shortened year): Cincinnati Bengals (1968-69), Dallas Texans (1960-62), Denver Broncos (1960-present), Kansas City Chiefs (1963-present), Los Angeles Raiders (1982-94), Oakland Raiders (1960-81 and 1995-present), Seattle Seahawks (1977-2001) and Tampa Bay Buccaneers (1976).

\*\*Had one August regular-season game in team history, a 41-7 road loss to the New England Patriots on Aug. 31, 1997.

# THE LAST TIME . . .

Regular season games only

## RUSHING

### 200 Yards Rushing, Individual

CHARGERS — LaDainian Tomlinson, Dec. 28, 2003, vs. Oakland (243 yards)  
OPPONENT — Adrian Peterson, Nov. 4, 2007, at Minnesota (296 yards)

### 100 Yards Rushing, Individual

CHARGERS — Austin Ekeler, Dec. 8, 2019, at Jacksonville (101 yards)  
OPPONENT — David Montgomery, Oct. 27, 2019, at Bears (135 yards)

### 100 Yards Rushing, One Half, Individual

CHARGERS — Melvin Gordon, Oct. 29, 2017, at New England (113 yards in first half)  
OPPONENT — Marlon Mack, Sept. 8, 2019, vs. Colts (153 yards in second half)

### Two 100-Yard Rushers

CHARGERS — Darren Sproles (122 yards) and LaDainian Tomlinson (116 yards), Dec. 16, 2007, vs. Detroit  
OPPONENT — Frank Gore (158 yards) and Colin Kaepernick (151 yards), Dec. 20, 2014, at San Francisco

### Four Touchdowns Rushing, Individual

CHARGERS — LaDainian Tomlinson, Oct. 14, 2007, vs. Oakland (3, 27, 13, 41 yards)  
OPPONENT — Never

### Three Touchdowns Rushing, Individual

CHARGERS — Melvin Gordon, Oct. 15, 2018, at Cleveland (4, 10, 11 yards)  
OPPONENT — Darrel Young, Nov. 3, 2013, at Washington (1, 1, 4 yards)

### Two Touchdowns Rushing, Individual

CHARGERS — Melvin Gordon, Dec. 22, 2019, vs. Oakland (1, 1 yards)  
OPPONENT — Mike Boone, Dec. 15, 2019, vs. Minnesota (8, 2 yards)

## PASSING

### 500 Yards Passing, Individual

CHARGERS — Philip Rivers, Oct. 18, 2015, at Green Bay (503 yards)  
OPPONENT — Never

### 400 Yards Passing, Individual

CHARGERS — Philip Rivers, Nov. 18, 2018, vs. Denver (401 yards)  
OPPONENT — Michael Vick, Sept. 15, 2013, at Philadelphia (428 yards)

### 300 Yards Passing, Individual

CHARGERS — Justin Herbert, Sept. 27, 2020, vs. Carolina (330 yards)  
OPPONENT — Patrick Mahomes, Sept. 20, 2020, vs. Kansas City (302 yards)

### Six Touchdown Passes, Individual

CHARGERS — Dan Fouts, Nov. 22, 1981, at Oakland (12, 15, 29, 4, 5, 6 yards)  
OPPONENT — Never

### Five Touchdown Passes, Individual

CHARGERS — Drew Brees, Oct. 31, 2004, vs. Oakland (17, 13, 23, 5, 1 yards)  
OPPONENT — Gus Frerotte, Nov. 19, 2000, at Denver (1, 5, 26, 10, 5 yards)

### Four Touchdown Passes, Individual

CHARGERS — Philip Rivers, Oct. 9, 2016, at Oakland (29, 18, 1, 4 yards)  
OPPONENT — Patrick Mahomes, Sept. 9, 2018, vs. Kansas City (58, 1, 36, 1 yards)

### Three Touchdown Passes, Individual

CHARGERS — Philip Rivers, Dec. 8, 2019, at Jacksonville (30, 84, 44 yards)  
OPPONENT — Deshaun Watson, Sept. 22, 2019, vs. Texans (16, 15, 53 yards)

### Six Interceptions Thrown, Individual

CHARGERS — Ed Luther, Oct. 31, 1983, vs. Washington  
OPPONENT — Peyton Manning, Nov. 11, 2007, vs. Indianapolis

### Five Interceptions Thrown, Individual

CHARGERS — Craig Whelihan, Dec. 13, 1998, at Seattle  
OPPONENT — Nathan Peterman, Nov. 19, 2017, vs. Buffalo

### Four Interceptions Thrown, Individual

CHARGERS — Philip Rivers, Nov. 18, 2019, vs. Kansas City  
OPPONENT — Nathan Peterman, Nov. 19, 2017, vs. Buffalo

## RECEIVING

### 10 or More Receptions, Individual

CHARGERS — Keenan Allen, Sept. 27, 2020, vs. Carolina (13 receptions)  
OPPONENT — Robert Woods, Sept. 23, 2018, at Rams (10 receptions)

### 200 Yards Receiving, Individual

CHARGERS — Malcom Floyd, Oct. 10, 2010, at Oakland (213 yards)  
OPPONENT — Chad Johnson, Nov. 12, 2006, at Cincinnati (260 yards)

### 100 Yards Receiving, Individual

CHARGERS — Keenan Allen, Sept. 27, 2020, vs. Carolina (132 yards)  
OPPONENT — Hunter Renfrow, Dec. 22, 2019, vs. Oakland (107 yards)

### 100 Yards Receiving, One Half, Individual

CHARGERS — Keenan Allen, Sept. 22, 2019, vs. Texans (134 yards in 2nd half)  
OPPONENT — Antonio Brown, Dec. 2, 2018, at Pittsburgh (117 yards in 1st half)

### Two 100-Yard Receivers

CHARGERS — Keenan Allen (108 yards) and Melvin Gordon (102 yards), Sept. 9, 2018, vs. Kansas City  
OPPONENT — Emmanuel Sanders (120 yards) and Demaryius Thomas (105 yards), Oct. 23, 2014, at Denver

### Five Touchdown Receptions, Individual

CHARGERS — Kellen Winslow, Nov. 22, 1981, at Oakland (15, 29, 4, 5, 3 yards)  
OPPONENT — Never

### Four Touchdown Receptions, Individual

CHARGERS — Kellen Winslow, Nov. 22, 1981, at Oakland (15, 29, 4, 5, 3 yards)  
OPPONENT — Daryl Turner, Sept. 15, 1985, vs. Seattle (34, 15, 30, 7 yards)

### Three Touchdown Receptions, Individual

CHARGERS — Danny Woodhead, Dec. 20, 2015, vs. Miami (20, 9, 9 yards)  
OPPONENT — Emmanuel Sanders, Oct. 23, 2014, at Denver (2, 31, 3 yards)

### Two Touchdown Receptions, Individual

CHARGERS — Hunter Henry, Oct. 13, 2019, vs. Steelers (5, 11 yards)  
OPPONENT — Courtland Sutton, Dec. 1, 2019, at Denver (26, 5 yards)

## COMBINATION

### 100 Yards Rushing and Receiving, Individual

CHARGERS — Austin Ekeler, Dec. 8, 2019, at Jacksonville (101 yards rushing, 112 yards receiving)  
OPPONENT — Essex Johnson, Sept. 30, 1973, vs. Cincinnati (121 yards rushing, 116 yards receiving)

### 300-Yard Passer, 100-Yard Rusher and 100-Yard Receiver

CHARGERS — Philip Rivers (314 yards passing), Austin Ekeler (101 yards rushing) and Austin Ekeler (112 yards receiving), Dec. 8, 2019, at Jacksonville  
OPPONENT — Jared Goff (354 yards passing), Todd Gurley (105 yards rushing) and Robert Woods (104 yards receiving), Sept. 23, 2018, at L.A. Rams

## INTERCEPTIONS

### Four Interceptions, Individual

CHARGERS — Never  
OPPONENT — Kwamie Lassiter, Dec., 17, 1998, at Arizona

### Three Interceptions, Individual

CHARGERS — Antonio Cromartie, Nov. 11, 2007, vs. Indianapolis  
OPPONENT — Kwamie Lassiter, Dec., 17, 1998, at Arizona

### Two Interceptions, Individual

CHARGERS — Desmond King, Oct. 15, 2018, at Cleveland  
OPPONENT — Erik Harris, Nov. 7, 2019, at Oakland

### Interception Returned for Touchdown

CHARGERS — Desmond King, Nov. 4, 2018, at Seattle (42 yards; Russell Wilson, passer)  
OPPONENT — Erik Harris, Nov. 7, 2019, at Oakland (56 yards; Philip Rivers, passer)

## SACKS

### Five Sacks, Individual

CHARGERS — Leslie O'Neal, Nov. 16, 1986, vs. Dallas  
OPPONENT — Never

### Four-and-One-Half Sacks, Individual

CHARGERS — Leslie O'Neal, Nov. 16, 1986, vs. Dallas  
OPPONENT — Hugh Douglas, Oct. 18, 1998, vs. Philadelphia

### Four Sacks, Individual

CHARGERS — Antwan Barnes, Dec. 18, 2011, vs. Baltimore  
OPPONENT — Justin Houston, Dec. 28, 2014, at Kansas City

### Three-and-One-Half Sacks, Individual

CHARGERS — Kendall Reyes, Dec. 23, 2012, at New York Jets  
OPPONENT — Justin Houston, Dec. 28, 2014, at Kansas City

### Three Sacks, Individual

CHARGERS — Melvin Ingram, Sept. 24, 2017, vs. Kansas City  
OPPONENT — Dee Ford, Dec. 13, 2015, at Kansas City

### Two-and-One-Half Sacks, Individual

CHARGERS — Desmond King, Sept. 29, 2019, at Dolphins  
OPPONENT — Clelin Ferrell, Nov. 7, 2019, at Oakland

### Two Sacks, Individual

CHARGERS — Joey Bosa, Dec. 8, 2019, at Jacksonville  
OPPONENT — Derek Wolfe, Dec. 1, 2019, at Denver

## TOUCHDOWNS

### Five Touchdowns, Individual

CHARGERS — Kellen Winslow, Nov. 22, 1981, at Oakland  
(15-, 29-, 4-, 5-, 3-yard receptions)  
OPPONENT — Never

### Four Touchdowns, Individual

CHARGERS — Danny Woodhead, Dec. 20, 2015, vs. Miami  
(2-yard run; 20-, 9-, 9-yard receptions)  
OPPONENT — Harvey Williams, Nov. 16, 1997, vs. Oakland  
(1-, 1-yard runs; 8-, 32-yard receptions)

### Three Touchdowns, Individual

CHARGERS — Austin Ekeler, Sept. 8, 2019, vs. Colts  
(1-, 55-yard receptions; 7-yard run)  
OPPONENT — Tyreek Hill, Sept. 9, 2018, vs. Kansas City  
(91-yard punt return; 58-, 1-yard receptions)

## FIELD GOALS/PATS

### Six Field Goals Made, Individual

CHARGERS — Greg Davis, Oct. 5, 1997, at Oakland (30, 22, 38, 43, 33, 33 yards)  
OPPONENT — Phil Dawson, Nov. 5, 2006, vs. Cleveland (37, 20, 42, 30, 36, 35 yards)

### Five Field Goals Made, Individual

CHARGERS — Nate Kaeding, Sept. 10, 2012, at Oakland (23, 28, 19, 41, 45 yards)  
OPPONENT — Joey Slye, Sept. 27, 2020, vs. Carolina (29, 24, 30, 22, 31 yards)

### Four Field Goals Made, Individual

CHARGERS — Michael Badgley, Nov. 3, 2019, vs. Packers (29, 40, 34, 43 yards)  
OPPONENT — Dan Bailey, Dec. 15, 2019, vs. Minnesota (26, 44, 38, 27 yards)

### 50-Yard Field Goal, Individual

CHARGERS — Chase McLaughlin, Oct. 10, 2019, at Titans (50 yards)  
OPPONENT — Harrison Butker, Sept. 20, 2020, vs. Kansas City (58 yards)

### Blocked Field-Goal Attempt

CHARGERS — Darrell Stuckey, Nov. 23, 2014, vs. St. Louis  
(46-yard Greg Zuerlein attempt)  
OPPONENT — Dre'Mont Jones, Oct. 6, 2019, vs. Broncos  
(48-yard Chase McLaughlin attempt)

### Two-Point Conversion

CHARGERS — Hunter Henry (Rivers), Nov. 18, 2019, vs. Kansas City  
OPPONENT — Mecole Hardman (Mahomes), Sept. 20, 2020, vs. Kansas City

### Point After Touchdown Missed

CHARGERS — Michael Badgley, Nov. 18, 2018, vs. Denver (2nd attempt, wide left)  
OPPONENT — Daniel Carlson, Nov. 7, 2019, at Oakland (3rd attempt, wide right)

### Blocked Point After Touchdown

CHARGERS — Isaac Rochell, Sept. 27, 2020, vs. Carolina (J.Slye, first attempt)  
OPPONENT — Denico Autry, Dec. 31, 2017, vs. Oakland (Nick Rose, third attempt)

## PUNTING

### 80-Yard Punt

CHARGERS — Never  
OPPONENT — Dustin Colquitt, Dec. 2, 2007, at Kansas City (81 yards)

### 70-Yard Punt

CHARGERS — Mike Scifres, Sept. 21, 2014, at Buffalo (72 yards)  
OPPONENT — Kevin Huber, Sept. 13, 2020, at Cincinnati (70 yards)

### 60-Yard Punt

CHARGERS — Ty Long, Sept. 20, 2020, vs. Kansas City (61 yards)  
OPPONENT — Dustin Colquitt, Dec. 13, 2018, at Kansas City (61 yards)

### Blocked Punt

CHARGERS — Jerry Attaochu, Sept. 8, 2014, at Arizona (Drew Butler, punter)  
OPPONENT — Cory Littleton, Sept. 23, 2018, at Rams (Drew Kaser, punter)

### 10 or More Punts, Individual

CHARGERS — Drew Kaser, Nov. 12, 2017, at Jacksonville (10 punts for 485 yds)  
OPPONENT — Chad Stanley, Sept. 15, 2002, vs. Houston (10 punts for 406 yds)

### No Punts

CHARGERS — Sept. 29, 2019, at Miami Dolphins  
OPPONENT — Nov. 7, 1976, vs. Baltimore Colts

## OTHER SPECIAL TEAMS

### Kickoff Returned for Touchdown

CHARGERS — Michael Spurlock, Dec. 30, 2012, vs. Oakland (99 yards)  
OPPONENT — Percy Harvin, Sept. 11, 2011, vs. Minnesota (103 yards)

### Punt Returned for Touchdown

CHARGERS — Desmond King, Oct. 6, 2019, vs. Broncos (68 yards)  
OPPONENT — Tyreek Hill, Sept. 9, 2018, vs. Kansas City (91 yards)

### Blocked Punt Returned for Touchdown

CHARGERS — Jacob Hester, Oct. 25, 2009, at Kansas City (Recovered in end zone after Hester blocked Dustin Colquitt punt)  
OPPONENT — Blake Countess, Sept. 23, 2018, at L.A. Rams (Recovered in end zone after C. Littleton blocked Drew Kaser punt)

### Recovered Own Outside Kick Attempt

CHARGERS — Darrell Stuckey, Nov. 18, 2012, at Denver (Nick Novak, kicker)  
OPPONENT — Jonathan Grimes, Nov. 27, 2016, at Houston (Nick Novak, kicker)

## OTHER DEFENSE

### Shutout Posted

CHARGERS — Oct. 22, 2017, vs. Denver Broncos (21-0 Chargers win)  
OPPONENT — Nov. 2, 2014, at Miami (37-0 Miami win)

### Fumble Returned for Touchdown

CHARGERS — Kyle Emanuel, Dec. 30, 2018, at Denver (18 yards)  
OPPONENT — Ifeadi Odenigbo, Dec. 15, 2019, vs. Minnesota (56 yards)

### Safety Scored

CHARGERS — Oct. 13, 2016, vs. Denver (Penalty on Russell Okung in end zone)  
OPPONENT — Oct. 29, 2017, at New England (Travis Benjamin tackled in end zone on punt return)

## MISCELLANEOUS

### No Penalties

CHARGERS — Oct. 9, 2011, at Denver  
OPPONENT — Dec. 4, 2005, vs. Oakland

### Game Without Touchdown

CHARGERS — Dec. 13, 2015, at Kansas City  
OPPONENT — Oct. 22, 2017, vs. Denver

### 50 Points, Game

CHARGERS — 54, Nov. 19, 2017, vs. Buffalo  
OPPONENT — 57, Oct. 1, 2000, at St. Louis

### 40 Points, Game

CHARGERS — 45, Nov. 25, 2018, vs. Arizona  
OPPONENT — 45, Nov. 6, 2011, vs. Green Bay

### 600 Yards Total Offense, Game

CHARGERS — 661, Dec. 20, 1982, vs. Cincinnati  
OPPONENT — 614, Oct. 1, 2000 at St. Louis

### 500 Yards Total Offense, Game

CHARGERS — 525, Dec. 8, 2019, at Jacksonville  
OPPONENT — 521, Sep. 23, 2018, at Rams

# STANDINGS || CAPTAINS || TIME SPENT IN LEAD

## 2020 NFL STANDINGS

### AFC East

Team	W	L	T	Pct.	PF	PA	Home	Road	Div	AFC	NFC
Buf.	3	0	0	1.00	93	77	2-0	1-1	2-0	2-0	1-0
N.E.	2	1	0	.667	87	66	2-0	0-1	1-0	2-0	0-1
Mia.	1	2	0	.333	70	65	0-1	1-1	0-2	1-2	0-0
NYJ	0	3	0	.000	37	94	0-1	0-2	0-1	0-2	0-1

### AFC North

Team	W	L	T	Pct.	PF	PA	Home	Road	Div	AFC	NFC
Pit.	3	0	0	1.00	80	58	2-0	1-0	0-0	2-0	1-0
Bal.	2	1	0	.667	91	56	1-1	1-0	1-0	2-1	0-0
Cle.	2	1	0	.667	75	88	2-0	0-1	1-1	1-1	0-0
Cin.	0	2	1	.167	66	74	0-1	0-1-1	0-1	0-2	0-0-1

### AFC South

Team	W	L	T	Pct.	PF	PA	Home	Road	Div	AFC	NFC
Ten.	3	0	0	1.00	80	74	1-0	2-0	1-0	2-0	1-0
Ind.	2	1	0	.667	84	45	2-0	0-1	0-1	1-1	1-0
Jax.	1	2	0	.333	70	84	1-1	0-1	1-1	1-2	0-0
Hou.	0	3	0	.000	57	95	0-1	0-2	0-0	0-3	0-0

### AFC West

Team	W	L	T	Pct.	PF	PA	Home	Road	Div	AFC	NFC
K.C.	3	0	0	1.00	91	60	1-0	2-0	1-0	3-0	0-0
L.V.	2	1	0	.667	88	90	1-0	1-1	0-0	0-1	2-0
<b>LAC</b>	<b>1</b>	<b>2</b>	<b>0</b>	<b>.333</b>	<b>52</b>	<b>57</b>	<b>0-2</b>	<b>1-0</b>	<b>0-1</b>	<b>1-1</b>	<b>0-1</b>
Den.	0	3	0	.000	45	70	0-2	0-1	0-0	0-2	0-1

### NFC East

Team	W	L	T	Pct.	PF	PA	Home	Road	Div	NFC	AFC
Was.	1	2	0	.333	62	81	1-0	0-2	1-0	1-1	0-1
Dal.	1	2	0	.333	88	97	1-0	0-2	0-0	1-2	0-0
Phi.	0	2	1	.167	59	87	0-1-1	0-1	0-1	0-2	0-0-1
NYG	0	3	0	.000	38	79	0-2	0-1	0-0	0-2	0-1

### NFC North

Team	W	L	T	Pct.	PF	PA	Home	Road	Div	NFC	AFC
G.B.	3	0	0	1.00	122	85	1-0	2-0	2-0	3-0	0-0
Chi.	3	0	0	1.00	74	62	1-0	2-0	1-0	3-0	0-0
Det.	1	2	0	.000	70	92	0-1	1-1	0-2	1-2	0-0
Min.	0	3	0	.000	75	102	0-2	0-1	0-1	0-1	0-2

### NFC South

Team	W	L	T	Pct.	PF	PA	Home	Road	Div	NFC	AFC
T.B.	2	1	0	.667	82	61	1-0	1-1	1-1	1-1	1-0
N.O.	1	2	0	.333	88	94	1-1	0-1	1-0	1-1	0-1
Car.	1	2	0	.333	68	81	0-1	1-1	0-1	0-1	1-1
Atl.	0	3	0	.000	90	108	0-2	0-1	0-0	0-3	0-0

### NFC West

Team	W	L	T	Pct.	PF	PA	Home	Road	Div	NFC	AFC
Sea.	3	0	0	1.00	111	86	2-0	1-0	0-0	2-0	1-0
Ari.	2	1	0	.667	77	61	1-1	1-0	1-0	2-1	0-0
LAR	2	1	0	.667	89	71	1-0	1-1	0-0	2-0	0-1
S.F.	2	1	0	.667	87	46	0-1	2-0	0-1	1-1	1-0

\*Clinched Division, First-Round Bye and Home-Field Advantage  
 z—Clinched Division and First-Round Bye  
 y—Clinched Division  
 x—Clinched Playoff Berth

## TEAM CAPTAINS

CB Casey Hayward Jr., TE Hunter Henry, DE Melvin Ingram III, C Mike Pouncey and QB Tyrod Taylor were named season-long captains prior to Week 1. After Pouncey was placed on injured reserve on Sept. 17, P Ty Long was selected as a replacement. Each game, an additional player is named as an honorary captain by the coaching staff. All captains in Week 1 were selected for that game by the coaching staff. Below is a list of honorary captains for each game in 2020:

Date	Opponent	Honorary Captain(s)
Sept. 13	at Cincinnati	WR Keenan Allen
Sept. 20	Kansas City	S Rayshawn Jenkins
Sept. 27	Carolina	TE Hunter Henry
Oct. 4	at Tampa Bay	
Oct. 12	at New Orleans	
Oct. 18	N.Y. Jets	
Oct. 25	at Miami	
Nov. 1	Jacksonville	
Nov. 8	Las Vegas	
Nov. 22	at Denver	
Nov. 29	at Buffalo	
Dec. 6	New England	
Dec. 13	Atlanta	
Dec. 17	at Las Vegas	
Dec. 26/27	Denver	
Jan. 3	at Kansas City	

## TIME SPENT IN THE LEAD

Date	Opponent	Res.	Time with Chargers	
			Leading	Trailing
Sept. 13	at Cincinnati	W, 16-13	8:56	35:01
Sept. 20	Kansas City	L, 23-20 (OT)	56:23	0:00
Sept. 27	Carolina	L, 21-16	6:03	48:17
Oct. 4	at Tampa Bay			
Oct. 12	at New Orleans			
Oct. 18	N.Y. Jets			
Oct. 25	at Miami			
Nov. 1	Jacksonville			
Nov. 8	Las Vegas			
Nov. 22	at Denver			
Nov. 29	at Buffalo			
Dec. 6	New England			
Dec. 13	Atlanta			
Dec. 17	at Las Vegas			
Dec. 26/27	Denver			
Jan. 3	at Kansas City			
<b>Season Total</b>			<b>1:11:22</b>	<b>1:23:18</b>
<b>Season Average</b>			<b>23:47</b>	<b>27:46</b>



# WEEKLY RANKINGS

## 2020 WEEKLY NFL RANKINGS

Week	Opp.	Offense			Defense		
		Total	Rush	Pass	Total	Rush	Pass
1	at Cin	18	5	23	8	16	5
2	KC	7	6	12	14	18	12
3	Car	6	6	8	8	11	9
4	at TB						
5	at NO						
6	NYJ						
7	at Mia						
8	Jax						
9	LV						
10	BYE						
11	at Den						
12	at Buf						
13	NE						
14	Atl						
15	at LV						
16	Den						
17	at KC						
<b>Chargers in 2019</b>		<b>10</b>	<b>28</b>	<b>6</b>	<b>6</b>	<b>18</b>	<b>5</b>
<b>Chargers in 2018</b>		<b>11</b>	<b>15</b>	<b>10</b>	<b>9</b>	<b>9</b>	<b>9</b>
<b>Chargers in 2017</b>		<b>4</b>	<b>24</b>	<b>1</b>	<b>15</b>	<b>31</b>	<b>3</b>
<b>Chargers in 2016</b>		<b>14</b>	<b>26</b>	<b>8</b>	<b>16</b>	<b>10</b>	<b>20</b>
<b>Chargers in 2015</b>		<b>9</b>	<b>31</b>	<b>4</b>	<b>20</b>	<b>27</b>	<b>T-14</b>
<b>Chargers in 2014</b>		<b>18</b>	<b>30</b>	<b>10</b>	<b>9</b>	<b>26</b>	<b>4</b>
<b>Chargers in 2013</b>		<b>5</b>	<b>13</b>	<b>4</b>	<b>23</b>	<b>12</b>	<b>29</b>

## 2020 REGULAR-SEASON RANKINGS

### LOS ANGELES CHARGERS (Team)

Category	NFL	AFC
Turnover Margin (-3).....	T-24	T-14
Points Scored (17.3).....	29	14
Points Allowed (19.0).....	4	3
Total Offense (425.7).....	6	3
Rushing (151.7).....	6	4
Passing (274.0).....	8	3
Total Defense (337.0).....	8	3
vs. Rush (109.3).....	11	7
vs. Pass (227.7).....	9	5
Third-Down Offense (50.0%).....	T-5	T-4
Third-Down Defense (39.02%).....	11	4
Red-Zone Offense (55.55%).....	22	10
Red-Zone Defense (22.22%).....	1	1

### LOS ANGELES CHARGERS (Individual)

Category	NFL	AFC
<b>Passing</b>		
Rating: Justin Herbert (90.5).....	23	12
Yards: Justin Herbert (641).....	24	12
Touchdowns: Justin Herbert (2).....	T-30	T-15
<b>Rushing</b>		
Attempts: Austin Ekeler (47).....	12	7
Yards: Austin Ekeler (236).....	7	5
Touchdowns: A.Ekeler, J.Kelley & J.Herbert (1)...	T-28	T-13
<b>Receiving</b>		
Receptions: Keenan Allen (24).....	T-4	1
Yards: Hunter Henry (265).....	9	2
Touchdowns: K.Allen and J.Guyton (1).....	T-35	T-15
<b>Defense</b>		
Total Tackles: Kenneth Murray Jr. (23).....	T-27	T-11
Solo Tackles: C.Hayward Jr. and K.White (14).....	T-51	T-26
Interceptions: Melvin Ingram III (1).....	T-5	T-4
Sacks: Joey Bosa (3.0).....	T-5	T-3

## GAME-BY-GAME STARTERS

### OFFENSIVE STARTERS

			WR	WR	TE	LT	LG	C	RG	RT	QB	RB	FB	3WR	2TE
Sept. 13	at	Cin	K.Allen	M.Williams	H.Henry	S.Tevi	F.Lamp	D.Feene	T.St. Louis	B.Bulaga	T.Taylor	A.Ekeler	—	J.Guyton	—
Sept. 20		KC	K.Allen	—	H.Henry	S.Tevi	F.Lamp	D.Feene	T.Turner	B.Bulaga	J.Herbert	A.Ekeler	G.Nabers	—	V.Green
Sept. 27		Car	K.Allen	M.Williams	H.Henry	S.Tevi	F.Lamp	D.Feene	T.St. Louis	B.Bulaga	J.Herbert	A.Ekeler	—	J.Guyton	—
Oct. 4	at	TB													
Oct. 12	at	NO													
Oct. 18		NYJ													
Oct. 25	at	Mia													
Nov. 1		Jax													
Nov. 8		LV													
Nov. 22	at	Den													
Nov. 29	at	Buf													
Dec. 6		NE													
Dec. 13		Atl													
Dec. 17	at	LV													
Dec. 26/27		Den													
Jan. 3	at	KC													

### DEFENSIVE STARTERS

			DE	NT	DT	DE	LB	LB	LB	LCB	RCB	S	S	3CB	3S
Sept. 13	at	Cin	J.Bosa	L.Joseph	J.Jones	M.Ingram	D.Tranquill	K.Murray Jr.	—	M.Davis	C.Hayward	R.Jenkins	D.King II	C.Harris Jr.	—
Sept. 20		KC	J.Bosa	L.Joseph	J.Jones	M.Ingram	K.White	K.Murray Jr.	—	C.Hayward	M.Davis	R.Jenkins	N.Adderley	C.Harris Jr.	—
Sept. 27		Car	J.Bosa	L.Joseph	J.Tillery	U.Nwosu	K.White	K.Murray Jr.	—	M.Davis	C.Hayward	R.Jenkins	N.Adderley	C.Harris Jr.	—
Oct. 4	at	TB													
Oct. 12	at	NO													
Oct. 18		NYJ													
Oct. 25	at	Mia													
Nov. 1		Jax													
Nov. 8		LV													
Nov. 22	at	Den													
Nov. 29	at	Buf													
Dec. 6		NE													
Dec. 13		Atl													
Dec. 17	at	LV													
Dec. 26/27		Den													
Jan. 3	at	KC													

## WEEKLY INACTIVES

Sept. 13	at	Cincinnati:	Jason Moore, Tevaughn Campbell, Mike Pouncey, Trai Turner, Storm Norton, Donald Parham Jr., Cortez Broughton.
Sept. 20		Kansas City:	Jason Moore, Justin Jackson, Tevaughn Campbell, Storm Norton, Donald Parham Jr., Cortez Broughton.
Sept. 27		Carolina:	Tyrod Taylor, Jason Moore, Justin Jackson, Nick Vigil, Trai Turner, Storm Norton, Donald Parham Jr.
Oct. 4	at	Tampa Bay:	
Oct. 12	at	New Orleans:	
Oct. 18		N.Y. Jets:	
Oct. 25	at	Miami:	
Nov. 1		Jacksonville:	
Nov. 8		Las Vegas:	
Nov. 22	at	Denver:	
Nov. 29	at	Buffalo:	
Dec. 6		New England:	
Dec. 13		Atlanta:	
Dec. 17	at	Las Vegas:	
Dec. 26/27		Denver:	
Jan. 3	at	Kansas City:	

### SEASON TOTALS

Name	No.
Jason Moore	3
Storm Norton	3
Donald Parham Jr.	3
Cortez Broughton	2
Tevaughn Campbell	2
Justin Jackson	2
Trai Turner	2
Mike Pouncey	1
Tyrod Taylor	1
Nick Vigil	1

# CHARGERS AND OPPONENT WEEKLY LEADERS

## REGULAR-SEASON WEEKLY LEADERS, LOS ANGELES CHARGERS

		Scoring	Pass Yds.	Carries	Rush Yds.	Catches	Rec. Yds.	Tackles (Solo)	Sacks
Sept. 13	at Indianapolis:	M.Badgley 10	T.Taylor 208	A.Ekeler 19	A.Ekeler 84	H.Henry 5	H.Henry 73	C.Hayward Jr. 12 (12)	Three Tied 1.0
Sept. 20	Kansas City:	M.Badgley 8	J.Herbert 311	J.Kelley 23	A.Ekeler 93	K.Allen 7	K.Allen 96	K.Murray Jr. 10 (4)	J.Bosa 1.0
Sept. 27	Carolina:	Allen/Ekeler 6	J.Herbert 330	A.Ekeler 12	A.Ekeler 59	K.Allen 13	K.Allen 132	K.White 11 (8)	Two Tied 1.0
Oct. 4	at Tampa Bay:								
Oct. 12	at New Orleans:								
Oct. 18	N.Y. Jets:								
Oct. 25	at Miami:								
Nov. 1	Jacksonville:								
Nov. 8	Las Vegas:								
Nov. 22	at Denver:								
Nov. 29	at Buffalo:								
Dec. 6	New England:								
Dec. 13	Atlanta:								
Dec. 17	at Las Vegas:								
Dec. 26/27	Denver:								
Jan. 3	at Kansas City:								

## REGULAR-SEASON WEEKLY LEADERS, OPPONENT

		Scoring	Pass Yds.	Carries	Rush Yds.	Catches	Rec. Yds.	Tackles (Solo)	Sacks
Sept. 13	at Indianapolis:	R.Bullock 7	J.Burrow 193	J.Mixon 19	J.Mixon 69	A.Green 5	A.Green 51	G.Pratt 12 (7)	Two Tied 1.0
Sept. 20	Kansas City:	H.Butker 9	P.Mahomes 302	C.Edwards-Helaire 10	P.Mahomes 54	T.Kelce 9	T.Hill 99	D.Wilson 12 (7)	Two Tied 1.0
Sept. 27	Carolina:	J.Slye 15	T.Bridgewater 235	M.Davis 13	M.Davis 46	M.Davis 8	D.Moore 65	S.Thompson 13 (8)	Two Tied 1.0
Oct. 4	at Tampa Bay:								
Oct. 12	at New Orleans:								
Oct. 18	N.Y. Jets:								
Oct. 25	at Miami:								
Nov. 1	Jacksonville:								
Nov. 8	Las Vegas:								
Nov. 22	at Denver:								
Nov. 29	at Buffalo:								
Dec. 6	New England:								
Dec. 13	Atlanta:								
Dec. 17	at Las Vegas:								
Dec. 26/27	Denver:								
Jan. 3	at Kansas City:								

# REGULAR-SEASON PLAYER PARTICIPATION

2020 Season Player	1	2	3	4	5	6	7	8	9	11	12	13	14	15	16	17	Season Totals			
	at CIN	KC	CAR	at TB	at NO	NYJ	at MIA	JAX	LV	at DEN	at BUF	NE	ATL	at LV	DEN	at KC	GP	GS	DNP	INA
Addae, Jahleel	—	—	SUB														1	0	0	0
Adderley, Nasir	SUB	S	S														3	2	0	0
Allen, Keenan	WR	WR	WR														3	3	0	0
Anderson, Stephen	SUB	SUB	SUB														3	0	0	0
Badgley, Michael	SUB	SUB	SUB														3	0	0	0
Bilal, Asmar	PS	SUB	IR														1	0	0	0
Bosa, Joey	DE	DE	DE														3	3	0	0
Bradwell, Darius	PS	SUB	SUB														2	0	0	0
Brannon, John	PS	PS	PS														0	0	0	0
Broughton, Cortez	INA	INA	SUB														2	0	0	2
Bulaga, Bryan	RT	RT	RT														3	3	0	0
Campbell, Tevaughn	INA	INA	SUB														1	0	0	2
Christiansen, Cole	PS	PS	PS														0	0	0	0
Cotton, Jeff	PS	PS	PS														0	0	0	0
Davis, Michael	LCB	RCB	LCB														3	3	0	0
Egbule, Emeke	SUB	SUB	SUB														3	0	0	0
Ekeler, Austin	RB	RB	RB														3	3	0	0
Facyson, Brandon	SUB	SUB	SUB														3	0	0	0
Feeney, Dan	C	C	C														3	3	0	0
Fehoko, Breiden	PS	PS	PS														0	0	0	0
Gaziano, Joe	PS	PS	PS														0	0	0	0
Gilliam, Nate	PS	PS	PS														0	0	0	0
Gilman, Alohi	SUB	SUB	SUB														3	0	0	0
Green, Virgil	SUB	2TE	SUB														3	1	0	0
Groy, Ryan	DNP	PS	SUB														1	0	1	0
Guyton, Jalen	WR	SUB	WR														3	2	0	0
Harris Jr., Chris	CB	CB	CB														3	3	0	0
Hayward Jr., Casey	RCB	LCB	RCB														3	3	0	0
Henry, Hunter	TE	TE	TE														3	3	0	0
Herbert, Justin	DNP	QB	QB														2	2	1	0
Hill Jr., KJ	SUB	SUB	SUB														3	0	0	0
Ingram III, Melvin	DE	DE	IR														2	2	0	0
Jackson, Justin	SUB	INA	INA														1	0	0	2
James Jr., Derwin	IR	IR	IR														0	0	0	0
Jefferson, Malik	—	PS	SUB														1	0	0	0
Jenkins, Rayshawn	S	S	S														3	3	0	0
Jones, Justin	DT	DT	IR														2	2	0	0
Johnson, Tyron	PS	PS	PS														0	0	0	0
Joseph, Linval	NT	NT	NT														3	3	0	0
Kelley, Joshua	SUB	SUB	SUB														3	0	0	0
King II, Desmond	S	SUB	SUB														3	1	0	0
Lamp, Forest	LG	LG	LG														3	3	0	0
Lemonier, Jesse	PS	PS	SUB														1	0	0	0
Long, Ty	SUB	SUB	SUB														3	0	0	0
Mazza, Cole	SUB	SUB	SUB														3	0	0	0
Meeks, Quenton	PS	PS	PS														0	0	0	0
Moore, Jason	INA	INA	INA														0	0	0	3
Murray Jr., Kenneth	LB	LB	LB														3	3	0	0
Nabers, Gabe	SUB	FB	SUB														3	1	0	0
Norton, Storm	INA	INA	INA														0	0	0	3
Nwosu, Uchenna	SUB	SUB	DE														3	1	0	0
Parham Jr., Donald	INA	INA	INA														0	0	0	3
Perryman, Denzel	SUB	SUB	SUB														3	0	0	0
Pipkins III, Trey	SUB	SUB	SUB														3	0	0	0
Pope, Troymaine	—	PS	PS														0	0	0	0
Pouncey, Mike	INA	IR	IR														0	0	0	1
Quessenberry, Scott	SUB	SUB	SUB														3	0	0	0
Reed, Joe	SUB	SUB	SUB														3	0	0	0
Rochell, Isaac	SUB	SUB	SUB														3	0	0	0
Square, Damion	SUB	SUB	SUB														3	0	0	0
Smith, TJ	PS	PS	PS														0	0	0	0
St. Louis, Tyree	RG	SUB	RG														3	2	0	0
Stick, Easton	DNP	DNP	DNP														0	0	3	0
Taylor, Tyrod	QB	DNP	INA														1	1	1	1
Tevi, Sam	LT	LT	LT														3	3	0	0
Tillery, Jerry	SUB	SUB	DT														3	1	0	0
Toner, Cole	PS	PS	PS														0	0	0	0
Tranquill, Druce	LB	IR	IR														1	1	0	0
Turner, Trai	INA	RG	INA														1	1	0	2
Vaughn, Donte	PS	PS	PS														0	0	0	0
Vigil, Nick	SUB	SUB	INA														2	0	0	1
White, Kyzir	SUB	LB	LB														3	2	0	0
Williams, Mike	WR	SUB	WR														3	2	0	0

**STARTERS FOR EACH GAME IN BOLD:**

DNP – Did Not Play, DNR – Reserve/Did Not Report, E/CP – Exempt/Commissioner Permission, INA – Inactive, IR – Reserve/Injured, IR/DFR – Reserve Injured; Designated for Return, NF/IL – Non-Football Illness List, PS – Practice Squad, PS/INJ – Practice Squad; Injured List, PUP – Reserve/Physically Unable to Perform, SUB – Substitute, SUS – Reserve/Suspended, 2RB – Started as Second Running Back, 2TE – Started as Second Tight End, 3TE – Started as Third Tight End, CB – Started as Additional Cornerback, 3S – Started as Third Safety, 3WR – Started as Third Wide Receiver.

# REGULAR SEASON SINGLE-GAME HIGHS

## INDIVIDUAL

### Passing

**Longest Scoring Pass** — 14, J.Herbert to K.Allen, Sept. 27 vs. Car.  
**Longest Non-Scoring Pass** — 37, T.Taylor to H.Henry, Sept. 13 at Cin.  
**Most Passing Attempts** — 49, J.Herbert, Sept. 27 vs. Carolina  
**Most Completions** — 25, J.Herbert, Sept. 27 vs. Carolina  
**Most Passing Yards** — 330, J.Herbert, Sept. 27 vs. Carolina  
**Most Passing Touchdowns** — 1, J.Herbert, Sept. 27 vs. Carolina  
**Highest Completion Percentage (min. 20 att.)** — 71.4, J.Herbert, Sept. 27 vs. Carolina  
**Highest Passer Rating (min. 20 att.)** — 94.4, J.Herbert, Sept. 20 vs. Kansas City

### Rushing

**Longest Scoring Run** — 12, A.Ekeler, Sept. 27 vs. Carolina  
**Longest Non-Scoring Run** — 26, J.Kelley, Sept. 13 at Cincinnati  
**Most Rushing Attempts** — 23, J.Kelley, Sept. 20 vs. Kansas City  
**Most Rushing Yards** — 93, A.Ekeler, Sept. 20 vs. Kansas City  
**Most Rushing Touchdowns** — 1, last: A.Ekeler, Sept. 27 vs. Carolina

### Receiving

**Most Receptions** — 13, K.Allen, Sept. 27 vs. Carolina  
**Most Receiving Yards** — 132, K.Allen, Sept. 27 vs. Carolina  
**Most Receiving Touchdowns** — 1, K.Allen, Sept. 27 vs. Carolina

### Total Offense

**Most Total Yards from Scrimmage** — 189, A.Ekeler, Sept. 20 vs. K.C.  
**Most Touchdowns** — 1, A.Ekeler/K.Allen, Sept. 27 vs. Carolina

### Special Teams

**Longest Punt** — 63, T.Long, Sept. 13 at Cincinnati  
**Longest Field Goal** — 43, M.Badgley, Sept. 13 at Cincinnati  
**Most Attempted Field Goals** — 4, M.Badgley, Sept. 13 at Cincinnati  
**Most Made Field Goals** — 3, M.Badgley, Sept. 13 at Cincinnati

### Returns

**Longest Kickoff Return** — 46, J.Reed, Sept. 13 at Cincinnati  
**Longest Punt Return** — 1, K.Hill Jr., Sept. 27 vs. Carolina  
**Longest Interception Return** — 0, M.Ingram, Sept. 13 at Cincinnati  
**Longest Fumble Return** — 0, N.Vigil, Sept. 13 at Cincinnati

### Defense

**Most Interceptions** — 1, M.Ingram, Sept. 13 at Cincinnati  
**Most Tackles** — 12, last: K.Murray Jr., Sept. 20 vs. Kansas City  
**Most Solo Tackles** — 12, C.Hayward Jr., Sept. 13 at Cincinnati  
**Most Sacks** — 1.0, last: J.Bosa/U.Nwosu, Sept. 27 vs. Carolina  
**Most Passes Defensed** — 2, C.Hayward Jr., Sept. 13 at Cincinnati

## TEAM

### Most, Offense

**First Downs** — 28, Sept. 20 vs. Kansas City  
**Rushing Attempts** — 44, Sept. 20 vs. Kansas City  
**Rushing Yards** — 183, Sept. 20 vs. Kansas City  
**Rushing Touchdowns** — 1, last: Sept. 27 vs. Carolina  
**Passing Attempts** — 49, Sept. 27 vs. Carolina  
**Completions** — 35, Sept. 27 vs. Carolina  
**Net Passing Yards** — 319, Sept. 27 vs. Carolina  
**Touchdowns Thrown** — 1, Sept. 27 vs. Carolina  
**Offensive Plays** — 79, Sept. 20 vs. Kansas City  
**Total Offense** — 479, Sept. 20 vs. Kansas City  
**Time of Possession** — 39:27, Sept. 20 vs. Kansas City

### Most, Turnovers

**Turnovers** — 4, Sept. 27 vs. Carolina  
**Interceptions Thrown** — 1, last: Sept. 27 vs. Carolina  
**Fumbles** — 4, Sept. 27 vs. Carolina  
**Fumbles Lost** — 3, Sept. 27 vs. Carolina

### Longest Scoring Drives

**Plays** — 17, Sept. 20 vs. Kansas City  
**Yards** — 85, Sept. 27 vs. Carolina  
**Time** — 10:21, Sept. 20 vs. Kansas City

### Shortest Scoring Drives

**Plays** — 8, Sept. 13 at Cincinnati  
**Yards** — 21, Sept. 13 at Cincinnati  
**Time** — 3:37, Sept. 20 vs. Kansas City

### Fewest, Defense

**First Downs Allowed** — 14, Sept. 27 vs. Carolina  
**Rushing Attempts Allowed** — 21, Sept. 27 vs. Carolina  
**Rushing Yards Allowed** — 81, Sept. 27 vs. Carolina  
**Passing Attempts Allowed** — 28, Sept. 27 vs. Carolina  
**Completions Allowed** — 22, Sept. 27 vs. Carolina  
**Net Passing Yards Allowed** — 193, Sept. 13 at Cincinnati  
**Total Plays Allowed** — 51, Sept. 27 vs. Carolina  
**Total Yards Allowed** — 302, Sept. 27 vs. Carolina

### Most, Defense

**Takeaways** — 2, Sept. 13 at Cincinnati  
**Interceptions** — 1, Sept. 13 at Cincinnati  
**Fumbles Forced** — 1, Sept. 13 at Cincinnati  
**Fumbles Recovered** — 1, Sept. 13 at Cincinnati  
**Passes Defensed** — 5, Sept. 20 vs. Kansas City  
**Sacks** — 3, Sept. 13 at Cincinnati

## GAME-BY-GAME PASSES DEFENSED

Sept. 13	at Cincinnati:	Casey Hayward Jr. (2), Melvin Ingram III (1).
Sept. 20	Kansas City:	Michael Davis (2), Chris Harris Jr. (1), Melvin Ingram III (1), Kenneth Murray Jr. (1).
Sept. 27	Carolina:	Casey Hayward Jr. (1).
Oct. 4	at Tampa Bay:	
Oct. 12	at New Orleans:	
Oct. 18	N.Y. Jets:	
Oct. 25	at Miami:	
Nov. 1	Jacksonville:	
Nov. 8	Las Vegas:	
Nov. 22	at Denver:	
Nov. 29	at Buffalo:	
Dec. 6	New England:	
Dec. 13	Atlanta:	
Dec. 17	at Las Vegas:	
Dec. 26/27	Denver:	
Jan. 3	at Kansas City:	

### SEASON TOTALS

<u>Name</u>	<u>No.</u>
Casey Hayward Jr.	3
Michael Davis	2
Melvin Ingram III	2
Chris Harris Jr.	1
Kenneth Murray Jr.	1

## GAME-BY-GAME SACKS

Sept. 13	at Cincinnati:	Joey Bosa (1.0), Uchenna Nwosu (1.0), Jerry Tillery (1.0).
Sept. 20	Kansas City:	Joey Bosa (1.0).
Sept. 27	Carolina:	Joey Bosa (1.0), Rayshawn Jenkins (1.0).
Oct. 4	at Tampa Bay:	
Oct. 12	at New Orleans:	
Oct. 18	N.Y. Jets:	
Oct. 25	at Miami:	
Nov. 1	Jacksonville:	
Nov. 8	Las Vegas:	
Nov. 22	at Denver:	
Nov. 29	at Buffalo:	
Dec. 6	New England:	
Dec. 13	Atlanta:	
Dec. 17	at Las Vegas:	
Dec. 26/27	Denver:	
Jan. 3	at Kansas City:	

### SEASON TOTALS (6.0 – 47)

<u>Name</u>	<u>No.</u>
Joey Bosa	3.0
Rayshawn Jenkins	1.0
Uchenna Nwosu	1.0
Jerry Tillery	1.0

**RECORDS**

# INDIVIDUAL RECORDS

## POINTS

### Most, Career

- 1,076 John Carney, 1990-00
- 918 LaDainian Tomlinson, 2001-09
- 889 Nate Kaeding, 2004-12

### Most, Season

- 186 LaDainian Tomlinson, 2006
- 146 Nate Kaeding, 2009
- 144 Nick Novak, 2013

### Most, Season, Rookie

- 114 Nate Kaeding, 2004
- 106 Josh Lambo, 2015
- Dennis ParTEE, 1968
- 94 Herb Travenio, 1965

### Most, Game

- 30 Kellen Winslow at Oakland Nov. 22, 1981
- 24 (9x) Last: D. Woodhead vs. Miami Dec. 20, 2015
- 19 Greg Davis at Oakland Oct. 5, 1997

## TOUCHDOWNS

### Most Seasons Leading League

- 3 Lance Alworth, 1964, 1965, 1966
- 1 LaDainian Tomlinson, 2006

### Most, Career

- 153 LaDainian Tomlinson, 2001-09
- 116 Antonio Gates, 2003-18
- 83 Lance Alworth, 1962-70

### Most, Season

- 31 LaDainian Tomlinson, 2006
- 20 LaDainian Tomlinson, 2005
- 19 Chuck Muncie, 1981

### Most, Game

- 5 Kellen Winslow at Oakland Nov. 22, 1981
- 4 (9x) Last: D. Woodhead vs. Miami Dec. 20, 2015
- 3 (44x) Last: A. Ekeler vs. Ind. Sept. 8, 2019

### Most Consecutive Games

- 18 LaDainian Tomlinson, 2004-05
- 10 LaDainian Tomlinson, 2006
- 9 Antonio Gates, 2009-10
- Natrone Means, 1993-94
- Lance Alworth, 1963

## POINTS AFTER TOUCHDOWN

### Most, Career

- 349 Nate Kaeding, 2004-12
- 328 Rolf Benirschke, 1977-86
- 293 John Carney, 1990-00

### Most, Season

- 58 Nate Kaeding, 2006
- 55 Rolf Benirschke, 1981
- 54 Nate Kaeding, 2004

### Most, Game

- 7 (6x) Last: N. Kaeding vs. Den. Dec. 28, 2008
- 6 (30x) Last: M. Badgley at Jax. Dec. 8, 2019
- 5 (53x) Last: M. Badgley at Clev. Oct. 15, 2018

### Most Consecutive

- 250 Nate Kaeding, 2004-09
- 128 Nick Novak, 2011-14
- 87 Rolf Benirschke, 1983-86

### Most Attempts, Career

- 352 Rolf Benirschke, 1977-86
- 351 Nate Kaeding, 2004-12
- 298 John Carney, 1990-00

### Most Attempts, Season

- 61 Rolf Benirschke, 1981
- 58 Nate Kaeding, 2006
- 55 Nate Kaeding, 2004
- Bob Thomas, 1985

### Most Attempts, Game

- 8 Rolf Benirschke at Oakland Nov. 22, 1981
- 7 (6x) Last: N. Kaeding vs. Den. Dec. 28, 2008
- 6 (38x) Last: M. Badgley at Jax. Dec. 8, 2019

## TWO-POINT CONVERSIONS

### Most, Career

- 3 Ronnie Harmon, 1990-95
- 2 Ladarius Green, 2012-15
- Legedu Naanee, 2007-10
- Dave Kocourek, 1960-65
- Antonio Gates, 2003-18
- Melvin Gordon, 2015-18

### Most, Season

- 3 Ronnie Harmon, 1994
- 2 Melvin Gordon, 2018
- Antonio Gates, 2018
- 1 (29x) Last: Hunter Henry vs. Chiefs Nov. 18, 2019

### Most, Game

- 2 Ladarius Green vs. Oakland Oct. 25, 2015
- 1 (32x) Last: Hunter Henry vs. Chiefs Nov. 18, 2019

## FIELD GOALS

### Most, Career

- 261 John Carney, 1990-00
- 180 Nate Kaeding, 2004-12
- 146 Rolf Benirschke, 1977-86

### Most, Season

- 34 Nick Novak, 2013
- John Carney, 1994
- 32 Nate Kaeding, 2009
- 31 John Carney, 1993, 1999

### Most, Game

- 6 (3x) Last: G. Davis at Oakland Oct. 5, 1997
- 5 (11x) Last: N. Kaeding at Oak. Sept. 10, 2012
- 4 (35x) Last: M. Badgley vs. GB Nov. 3, 2019

### Most, Game, No Misses

- 6 (3x) Last: G. Davis at Oakland Oct. 5, 1997
- 5 (10x) Last: N. Kaeding at Oak. Sept. 10, 2012
- 4 (25x) Last: M. Badgley vs. GB Nov. 3, 2019

### Highest Percentage, Career (min. 100 att.)

- .870 Nate Kaeding, 2004-12 (180 of 207)
- .846 Nick Novak, 2011-14, 17 (110 of 130)
- .816 John Carney, 1990-00 (261 of 320)

### Highest Percentage, Season (min. 14 att.)

- .938 Michael Badgley, 2018 (15 of 16)
- .919 Nick Novak, 2013 (34 of 37)
- .914 Nate Kaeding, 2009 (32 of 35)

### Most Consecutive

- 32 Nick Novak, 2013-14
- 29 John Carney, 1992-93
- 22 Nate Kaeding, 2009-10

### Most Attempts, Career

- 320 John Carney, 1990-00
- 208 Rolf Benirschke, 1977-86
- 207 Nate Kaeding, 2004-12

### Most Attempts, Season

- 40 John Carney, 1993
- 38 John Carney, 1994
- 37 Nick Novak, 2013

### Most Attempts, Game

- 7 Dick Van Raaphorst at N.Y. Jets Oct. 8, 1966
- 6 (6x) Last: Steve Christie vs. Den. Dec. 1, 2002
- 5 (25x) Last: N. Novak vs. Buffalo Nov. 19, 2017

### Longest

- 59 Michael Badgley vs. Cincinnati Dec. 9, 2018
- 57 Nate Kaeding at Tampa Bay Dec. 21, 2008
- 55 Nate Kaeding vs. Kansas City Nov. 29, 2009

## RUSHING YARDS

### Most Seasons Leading League

- 2 LaDainian Tomlinson, 2006, 2007
- 1 Dick Post, 1968
- Paul Lowe, 1965

### Most, Career

- 12,490 LaDainian Tomlinson, 2001-09
- 4,972 Paul Lowe, 1960-68
- 4,297 Marion Butts, 1989-93

### Most, Season

- 1,815 LaDainian Tomlinson, 2006
- 1,683 LaDainian Tomlinson, 2002
- 1,645 LaDainian Tomlinson, 2003

### Most, Game

- 243 LaDainian Tomlinson vs. Oakl. Dec. 28, 2003
- 220 LaDainian Tomlinson vs. Denver Dec. 1, 2002
- 217 LaDainian Tomlinson vs. N.E. Sept. 29, 2002
- Gary Anderson vs. Kansas City, Dec. 18, 1988

### Longest Run

- 87t Melvin Gordon at New England Oct. 29, 2017
- Paul Lowe at Dallas Sept. 10, 1961
- 86t Keith Lincoln at Oakland, Sept. 30, 1962
- 85t L. Tomlinson vs. Kansas City Dec. 17, 2006

## RUSHING TOUCHDOWNS

### Most Seasons Leading League

- 3 LaDainian Tomlinson, 2004, 2006, 2007

### Most, Career

- 138 LaDainian Tomlinson, 2001-09
- 43 Chuck Muncie, 1980-84
- 38 Paul Lowe, 1960-67

### Most, Season

- 28 LaDainian Tomlinson, 2006
- 19 Chuck Muncie, 1981
- 18 LaDainian Tomlinson, 2005

### Most, Game

- 4 LaDainian Tomlinson vs. Oak., Oct. 14, 2007
- L. Tomlinson at Cincinnati, Nov. 12, 2006
- L. Tomlinson at San Francisco, Oct. 15, 2006
- Chuck Muncie vs. Denver, Nov. 29, 1981
- Clarence Williams vs. Buffalo, Sept. 16, 1979
- 3 (22x), Last: M. Gordon at Clev. Oct. 15, 2018
- 2 (116x), Last: M. Gordon vs. Oak. Dec. 22, 2019

## RUSHING AVERAGE

### Highest, Career (minimum 500 att.)

- 4.90 Paul Lowe, 1960-68
- 4.71 Keith Lincoln, 1961-66, 68
- 4.43 Dick Post, 1967-70

### Highest, Season (minimum 100 att.)

- 6.45 Keith Lincoln, 1963
- 6.29 Paul Lowe, 1960
- 5.71 Paul Lowe, 1963

### Highest, Game (minimum 10 att.)

- 14.7 Michael Turner at Denver Oct. 7, 2007
- 13.8 Keith Lincoln at Oakland Sept. 30, 1962
- 12.7 Keith Lincoln at Kansas City Oct. 20, 1963

## RUSHING ATTEMPTS

### Most Seasons Leading League

- 1 Paul Lowe, 1965

### Most, Career

- 2,880 LaDainian Tomlinson, 2001-09
- 1,059 Melvin Gordon, 2015-19
- 1,031 Marion Butts, 1989-93

### Most, Season

- 372 LaDainian Tomlinson, 2002
- 348 LaDainian Tomlinson, 2006
- 343 Natrone Means, 1994

### Most, Game

- 39 LaDainian Tomlinson at Oakland Oct. 20, 2002
- Marion Butts at Kansas City Dec. 17, 1989
- 37 (3x) Last: L. Tomlinson at Oak. Nov. 21, 2004
- 36 L. Tomlinson vs. Washington, Sept. 9, 2001
- Gary Brown at Oakland, Oct. 5, 1997



**PASS ATTEMPTS****Most Seasons Leading League**

1 Philip Rivers, 2015

**Most, Career**

7,591 Philip Rivers, 2004-19

5,604 Dan Fouts, 1973-87

3,640 John Hadl, 1962-72

**Most, Season**

661 Philip Rivers, 2015

609 Dan Fouts, 1981

591 Philip Rivers, 2019

**Most, Game**

65 Philip Rivers at Green Bay Oct. 18, 2015

58 Philip Rivers vs. Oakland Oct. 25, 2015

Mark Herrmann at Kansas City Dec. 22, 1985

56 Dan Fouts vs. Miami Nov. 18 1984 (OT)

**PASS COMPLETIONS****Most Seasons Leading League**

1 Philip Rivers, 2015

**Most, Career**

4,908 Philip Rivers, 2004-19

3,297 Dan Fouts, 1973-1987

1,824 John Hadl, 1962-1972

**Most, Season**

437 Philip Rivers, 2015

390 Philip Rivers, 2019

379 Philip Rivers, 2014

**Most, Game**

43 Philip Rivers at Green Bay Oct. 18, 2015

38 Philip Rivers vs. Oakland Oct. 25, 2015

37 Mark Herrmann at Kansas City Dec. 22, 1985

Dan Fouts vs. Miami Nov. 18, 1984 (OT)

**Most Consecutive**

25 Philip Rivers vs. Arizona Nov. 25, 2018

22 Philip Rivers vs. Detroit Sept. 13, 2015 and at

Cincinnati Sept. 20, 2015

20 Philip Rivers vs. Detroit Sept. 13, 2015

**COMPLETION PERCENTAGE****Most Seasons Leading League**

1 Philip Rivers, 2013

**Highest, Career (minimum 500 att.)**

.647 Philip Rivers, 2004-19

.622 Drew Brees, 2001-05

.588 Dan Fouts, 1973-87

**Highest, Season (minimum 140 att.)**

.695 Philip Rivers, 2013

.683 Philip Rivers, 2018

.665 Philip Rivers, 2014

**Highest, Game (minimum 20 att.)**

.966 Philip Rivers vs. Ariz. Nov. 25, 2018 (28 of 29)

.900 Philip Rivers vs. K.C. Nov. 1, 2012 (18 of 20)

.880 Drew Brees vs. Oak. Oct. 31, 2004 (22 of 25)

**PASSING YARDS****Most Seasons Leading League**

4 Dan Fouts, 1979, 1980, 1981, 1982

3 John Hadl, 1965, 1968, 1971

1 Philip Rivers, 2010

**Most, Career**

59,271 Philip Rivers, 2004-19

43,040 Dan Fouts, 1973-87

26,938 John Hadl, 1962-72

**Most, Season**

4,802 Dan Fouts, 1981

4,792 Philip Rivers, 2015

4,715 Dan Fouts, 1980

**Most, Game**

503 Philip Rivers at Green Bay Oct. 18, 2015

455 Philip Rivers at Seattle Sept. 26, 2010

444 Dan Fouts at San Francisco Dec. 11, 1982

Dan Fouts vs. New York Giants Oct. 19, 1980

**Most Games 300 Yards or More, Career**

70 Philip Rivers, 2004-19

51 Dan Fouts, 1973-87

16 John Hadl, 1962-72

**Most Games 300 Yards or More, Season**

8 Philip Rivers, 2015, 2019

Dan Fouts, 1980

7 Dan Fouts, 1981, 1985

6 Philip Rivers, 2017, 2016, 2012, 2011, 2010

Dan Fouts, 1979

**Most Consecutive Games, 300 Yards or More**

5 Philip Rivers, 2015

4 Dan Fouts, 1980-81, 1979

3 Philip Rivers, 2017, 2016, 2010-11

Dan Fouts, 1985, 1980

John Hadl, 1967

**Most Games 400 Yards or More, Career**

11 Philip Rivers, 2004-18

6 Dan Fouts, 1973-87

1 Jim Harbaugh, 1999-00

**Longest Completion**

99t Stan Humphries at Seattle Sept. 18, 1994

91t Jack Kemp at Denver Nov. 12, 1961

88t Ed Luther vs. Chicago Dec. 3, 1984

**TOUCHDOWN PASSES****Most Seasons Leading League**

2 John Hadl, 1968, 1971

Dan Fouts, 1981, 1982

1 Philip Rivers, 2008 (tied with Drew Brees)

**Most, Career**

397 Philip Rivers, 2004-19

254 Dan Fouts, 1973-87

201 John Hadl, 1962-72

**Most, Season**

34 Philip Rivers, 2008

33 Philip Rivers, 2016

Dan Fouts, 1981

32 Philip Rivers, 2013, 2018

**Most, Game**

6 Dan Fouts at Oakland Nov. 22, 1981

5 (4x), Last: Drew Brees vs. Oak. Oct. 31, 2004

4 (28x), Last: Philip Rivers at Oak. Oct. 9, 2016

**Most Consecutive Games**

28 Philip Rivers, 2012-14

27 Philip Rivers, 2017-18

23 Philip Rivers, 2009-10

**INTERCEPTIONS THROWN****Most Seasons Leading League**

1 Philip Rivers, 2016

John Hadl, 1968

**Most, Career**

242 Dan Fouts, 1973-87

211 John Hadl, 1962-72

198 Philip Rivers, 2004-19

**Most, Season**

32 John Hadl, 1968

26 John Hadl, 1972

25 John Hadl, 1971

Jack Kemp, 1960

**Most, Game**

6 Ed Luther vs. Washington Oct. 31, 1983

John Hadl vs. Kansas City Dec. 8, 1968

5 (9x), Last: C. Whelihan at Sea. Dec. 13, 1998

4 (33x), Last: Philip Rivers vs. KC. Nov. 18, 2019

**Fewest, Season (minimum 150 att.)**

3 Ed Luther, 1984 (151 att.)

4 Doug Flutie, 2003 (167 att.)

John Friesz, 1993 (238 att.)

6 Stan Humphries, 1997 (225 att.)

**Most Consecutive Attempts, None Intercepted**

194 Drew Brees, Oct. 17-Dec. 5, 2004

170 Philip Rivers, Nov. 27-Dec. 24, 2011

168 Dan Fouts, Sept. 27-Oct. 25, 1981

**Lowest Percentage, Season (minimum 150 att.)**

.017 John Friesz, 1993

Philip Rivers, 2017

.018 Drew Brees, 2004

.019 Philip Rivers, 2009

**PASSER RATING****Most Seasons Leading League**

1 Philip Rivers, 2008

**Highest, Career (minimum 500 att.)**

95.1 Philip Rivers, 2004-19

84.9 Drew Brees, 2001-05

80.2 Dan Fouts, 1973-87

**Highest, Season (minimum 300 att.)**

105.5 Philip Rivers, 2013, 2008, 2018

104.8 Drew Brees, 2004

**Highest, Game (minimum 20 att.)**

157.1 Dan Fouts at Cleveland Sept. 7, 1981

154.4 Philip Rivers at Jacksonville Dec. 8, 2019

153.1 Drew Brees vs. Oakland Oct. 31, 2004

**RECEIVING YARDS****Most Seasons Leading League**

3 Lance Alworth, 1965, 1966, 1969

**Most, Career**

11,841 Antonio Gates, 2003-18

9,584 Lance Alworth, 1962-70

9,203 Charlie Joiner, 1976-86

**Most, Season**

1,602 Lance Alworth, 1965

1,393 Keenan Allen, 2017

1,383 Lance Alworth, 1966

**Most, Game**

260 Wes Chandler vs. Cincinnati Dec. 20, 1982

243 Wes Chandler vs. Seattle Sept. 15, 1985

232 Lance Alworth at Kansas City Oct. 20, 1963

**Average per Catch, Career (minimum 250 rec.)**

19.4 Lance Alworth, 1962-70

18.6 Gary Garrison, 1966-76

17.5 Vincent Jackson, 2005-11

**Average per Catch, Season (minimum 35 rec.)**

23.2 Lance Alworth, 1965

22.9 Gary Garrison, 1970

21.2 Gary Garrison, 1968, 1971

**Longest Reception**

99t Tony Martin at Seattle Sept. 18, 1994

91t Keith Lincoln at Denver Nov. 12, 1961

88t Bobby Duckworth at Chicago Dec. 3, 1984

**RECEPTIONS****Most Seasons Leading League**

3 Lance Alworth, 1966, 1968, 1969

2 Kellen Winslow, 1980, 1981

**Most, Career**

955 Antonio Gates, 2003-18

586 Charlie Joiner, 1976-86

548 Keenan Allen, 2013-20

**Most, Season**

104 Keenan Allen, 2019

102 Keenan Allen, 2017

100 LaDainian Tomlinson, 2003

**Most, Game**

15 Austin Ekeler vs. Denver Oct. 6, 2019

Keenan Allen vs. Detroit Sept. 13, 2015

Kellen Winslow at Green Bay Oct. 7, 1984

14 Keenan Allen at Pittsburgh Dec. 2, 2018

Keenan Allen at Green Bay Oct. 18, 2015

David Boston at Jacksonville Oct. 5, 2003

Kellen Winslow vs. Kansas City Dec. 11, 1983

13 (8x), Last: K.Allen vs. Carolina Sept. 27, 2020

**Most Consecutive Games With a Catch**

96 Lance Alworth, 1962-69

80 Antonio Gates, 2003-08

78 Charlie Joiner, 1978-84

## RECEIVING TOUCHDOWNS

### Most Seasons Leading League

3 Lance Alworth, 1964, 1965, 1966

### Most, Career

116 Antonio Gates, 2003-18  
81 Lance Alworth, 1962-70  
58 Gary Garrison, 1966-76

### Most, Season

14 Tony Martin, 1996  
Lance Alworth, 1965  
13 (5x), Last: Antonio Gates, 2004  
12 Antonio Gates, 2014  
Gary Garrison, 1970

### Most, Game

5 K. Winslow at Oakland Nov. 22, 1981  
4 Lance Alworth at Denver Dec. 1, 1968  
3 (14x) Last: D. Woodhead vs. Mia. Dec. 20, 2015

### Most Consecutive Games

9 Antonio Gates, 2009-10  
Lance Alworth, 1963  
6 John Jefferson, 1980  
Lance Alworth, 1964, 1967  
5 Lance Alworth, 1965-66  
Keenan Allen, 2018

## SCRIMMAGE YARDS

### Most, Career

16,445 LaDainian Tomlinson, 2001-09  
11,841 Antonio Gates, 2003-18  
9,721 Lance Alworth, 1962-70

### Most, Season

2,370 LaDainian Tomlinson, 2003  
2,323 LaDainian Tomlinson, 2006  
2,172 LaDainian Tomlinson, 2002

### Most, Game

271 LaDainian Tomlinson vs. Denver Dec. 1, 2002  
261 Melvin Gordon vs. Tennessee Nov. 6, 2016  
260 LaDainian Tomlinson vs. Oakland Dec. 28, 2003  
Wes Chandler vs. Cincinnati Dec. 20, 1982

## INTERCEPTIONS BY

### Most Seasons Leading League

1 Casey Hayward, 2016  
Antonio Cromartie, 2007

### Most, Career

42 Gill Byrd, 1983-92  
29 Dick Harris, 1960-65  
26 Rodney Harrison, 1994-02

### Most, Season

10 Antonio Cromartie, 2007  
9 Charlie McNeil, 1961  
8 (4x) Last: Ryan McNeil, 2001

### Most, Game

3 A. Cromartie vs. Indianapolis Nov. 11, 2007  
Dwayne Harper vs. Oakland Nov. 27, 1995  
Pete Shaw at Cincinnati Nov. 2, 1980  
Clarence Duren at Miami Oct. 30, 1977  
Chris Fletcher at Denver Nov. 30, 1975  
Joe Beauchamp vs. Denver Sept. 24, 1972  
Leslie Duncan at Oakland Sept. 25, 1966  
Bud Whitehead at Buffalo Oct. 10, 1965  
Dick Harris at Buffalo Nov. 17, 1963  
Charlie McNeil vs. Houston Sept. 24, 1961  
C. McNeil vs. New York Titans Dec. 18, 1960  
2 (85x) Last: D. King at Browns Oct. 15, 2018

### Most Consecutive Games

5 Charlie McNeil, 1961  
4 (4x) Last: Greg Jackson, 1998  
3 (18x) Last: Stephen Cooper, 2008

## INTERCEPTION RETURN YARDS

### Most Seasons Leading League

1 Charlie McNeil, 1961

### Most, Career

546 Gill Byrd, 1983-92  
502 Charlie McNeil, 1960-64  
477 Kenny Graham, 1964-69

## Most, Season

349 Charlie McNeil, 1961  
224 Stanley Richard, 1994  
166 Vencie Glenn, 1987

### Most, Game

177 Charlie McNeil vs. Houston, Sept. 24, 1961  
106 Woodrow Lowe vs. Pittsburgh, Nov. 18, 1979  
103 Vencie Glenn vs. Denver, Nov. 29, 1987

### Longest Return

103t Vencie Glenn vs. Denver, Nov. 29, 1987  
102t Donald Frank at L.A. Raiders, Oct. 31, 1993  
100t Leslie Duncan vs. Kansas City, Oct. 15, 1967

## INTERCEPTION RETURN TOUCHDOWNS

### Most, Career

5 Kenny Graham, 1964-69  
Dick Harris, 1960-65  
4 Woodrow Lowe, 1976-86  
3 Eric Weddle, 2007-15  
Joe Beauchamp, 1966-75

### Most, Season

3 Dick Harris, 1961  
2 (9x) Last: Demorrio Williams, 2012  
1 (74x) Last: Desmond King, 2018

### Most, Game

1 (95x) Last: Desmond King at Seattle Nov. 4, 2018

## SACKS

### Most Seasons Leading League

1 Shawne Merriman, 2006

### Most, Career

105.5 Leslie O'Neal, 1986-95  
69.5 Shaun Phillips, 2004-12  
67.0 Gary Johnson, 1975-84

### Most, Season

17.5 Gary Johnson, 1980  
17.0 S. Merriman, 2006  
Leslie O'Neal, 1992  
Steve DeLong, 1969  
15.5 Fred Dean, 1978

### Most, Game (since 1982)

5 Leslie O'Neal vs. Dallas Nov. 16, 1986  
4 (5x) Last: A. Barnes vs. Balt. Dec. 18, 2011  
3.5 (3x) Last: Kendall Reyes at N.Y.J. Dec. 23, 2012

## PUNTS

### Most, Career

771 Darren Bennett, 1995-03  
756 Mike Scifres, 2003-15  
519 Dennis Partee, 1968-75

### Most, Season

95 Darren Bennett, 1998  
92 Darren Bennett, 2000  
89 Darren Bennett, 1997, 1999

### Most, Game

11 (5x), Last: D. Bennett at Oak. Oct. 11, 1998  
10 (10x) Last: D. Kaser at Jax Nov. 12, 2017  
9 (14x), Last: D. Kaser at NYJ Dec. 24, 2017

## PUNT YARDS

### Most, Career

34,152 Mike Scifres, 2003-15  
33,776 Darren Bennett, 1995-03  
21,417 Dennis Partee, 1968-75

### Most, Season

4,248 Darren Bennett, 2000  
4,174 Darren Bennett, 1998  
3,972 Darren Bennett, 1997

### Most, Game

522 Darren Bennett at Oakland Oct. 11, 1998  
493 Mike Scifres at Denver Nov. 18, 2012  
492 Dennis Partee at Kansas City Nov. 10, 1974

### Longest Punt

82 Paul Maguire vs. Dallas Nov. 19, 1961  
73 Dennis Partee at Denver Oct. 17, 1971  
72 Mike Scifres at Buffalo, Sept. 21, 2014

## PUNTING AVERAGE

### Highest, Career (minimum 100 att.)

47.4 Drew Kaser, 2016-18  
45.2 Mike Scifres, 2003-15  
43.8 Darren Bennett, 1995-03  
42.9 Ralf Mojsiejenko, 1985-88

### Highest, Season (minimum 50 att.)

48.3 Mike Scifres, 2012  
48.1 Drew Kaser, 2017  
46.7 Mike Scifres, 2010  
46.3 Drew Kaser, 2016

### Highest, Game (minimum 4 att.)

59.5 Mike Scifres at St. Louis Oct. 17, 2010  
Darren Bennett at Pittsburgh Oct. 1, 1995  
57.0 Drew Kaser at Denver Oct. 30, 2016  
Mike Scifres vs. Kansas City Oct. 19, 2014  
Darren Bennett at Kansas City Sept. 17, 2000  
56.7 Darren Bennett at Denver Oct. 6, 1996

## PUNT RETURN YARDS

### Most Seasons Leading League

1 Leslie "Speedy" Duncan, 1965

### Most, Career

2,388 Mike Fuller, 1975-80  
1,651 Leslie "Speedy" Duncan, 1964-70  
1,407 Darrien Gordon, 1983-96

### Most, Season

537 Darrien Gordon, 1996  
489 Eric Metcalf, 1997  
475 Darrien Gordon, 1994

### Most, Game

168 Eric Metcalf at Cincinnati Nov. 2, 1997  
136 Mike Fuller at Buffalo Nov. 21, 1976  
133 Andre Coleman at Phil. Sept. 17, 1995

### Longest Return

95t L. Duncan vs. New York Jets, Nov. 24, 1968  
90t Darrien Gordon at L.A. Raiders, Sept. 25, 1994  
88t A. Coleman at Philadelphia, Sept. 17, 1995  
Mike Fuller at New Orleans, Oct. 9, 1977

## PUNT RETURN AVERAGE

### Most Seasons Leading League

2 Leslie "Speedy" Duncan, 1965, 1966

### Highest, Career (minimum 50 ret.)

13.7 Darrien Gordon, 1993-96  
12.0 Leslie "Speedy" Duncan, 1964-70  
11.3 Mike Fuller, 1975-80

### Highest, Season (minimum 20 ret.)

15.5 Leslie "Speedy" Duncan, 1965  
14.9 Darrien Gordon, 1996  
13.8 Desmond King, 2018  
13.2 (4x), Last: Darrien Gordon, 1994

## PUNT RETURN TOUCHDOWNS

### Most, Career

4 Leslie "Speedy" Duncan, 1964-70  
3 Eric Metcalf, 1997  
Darrien Gordon, 1993-96  
2 (5x) Last: Desmond King, 2017-19

### Most, Season

3 Eric Metcalf, 1997  
2 (3x) Last: Darrien Gordon, 1994  
1 (19x) Last: Desmond King, 2019

### Most, Game

2 Eric Metcalf at Cincinnati, Nov. 2, 1997  
1 (25x) Last: D. King vs. Denver, Oct. 6, 2019

## PUNT RETURNS

### Most Seasons Leading League

1 Leslie Duncan, 1965

### Most, Career

212 Mike Fuller, 1975-80  
138 Leslie "Speedy" Duncan, 1964-70  
124 Lionel James, 1984-88

### Most, Season

46 Mike Fuller, 1979  
45 Eric Metcalf, 1997  
39 Mike Fuller, 1978

**Most, Game**

- 8 (4x) Last: Leon Johnson at Det. Dec. 7, 2003
- 7 (4x) Last: Mike Fuller at Hou. Dec. 17, 1978
- 6 (9x) Last: J. Herndon vs. Miami Dec. 20, 2015

**Most Fair Catches, Season**

- 25 Travis Benjamin, 2017
- 24 Kenny Graham, 1969
- 19 Chris Penn, 1999
- Darrien Gordon, 1994

**Most Fair Catches, Game**

- 6 Phil McConkey at Kansas City Dec. 17, 1989
- 5 Jeff Graham at Oakland Sept. 3, 2000
- Kenny Graham vs. Cincinnati Oct. 4, 1969
- Travis Benjamin vs. Denver Oct. 22, 2017

**KICKOFF RETURN YARDS****Most, Career**

- 6,469 Darren Sproles, 2005-10
- 3,997 Ronney Jenkins, 2000-02
- 3,914 Andre Coleman, 1994-96

**Most, Season**

- 1,541 Ronney Jenkins, 2001
- 1,531 Ronney Jenkins, 2000
- 1,528 Darren Sproles, 2005

**Most, Game**

- 250 Ronney Jenkins, at Oakland Nov. 18, 2001
- 221 Ronney Jenkins vs. N.O. Sept. 10, 2000
- 215 Richard Goodman at Oakland Jan. 1, 2012

**Longest Return**

- 105t Richard Goodman at Oakland Jan. 1, 2012
- 103t Darren Sproles at Denver Sept. 14, 2008
- Keith Lincoln vs. N.Y. Titans Sept. 16, 1962
- 99t Micheal Spurlock vs. Oakland Dec. 30, 2012

**KICKOFF RETURN AVERAGE****Highest, Career (minimum 75 ret.)**

- 25.3 Leslie "Speedy" Duncan, 1964-70
- 25.1 Darren Sproles, 2005-10
- 24.2 Ronney Jenkins, 2000-02

**Highest, Season (minimum 10 ret.)**

- 29.7 Antonio Cromartie, 2006
- 28.4 Keith Lincoln, 1962
- 28.0 Leslie "Speedy" Duncan, 1969

**KICKOFF RETURN TOUCHDOWNS****Most, Career**

- 4 Andre Coleman, 1994-96
- 3 Ronney Jenkins, 2000-02
- 2 Darren Sproles, 2005-08
- Anthony Miller, 1988-93

**Most, Season**

- 2 (3x) Last: Ronney Jenkins, 2001
- 1 (13x) Last: Micheal Spurlock, 2012

**Most, Game**

- 1 (19x) Last: M. Spurlock vs. Oak. Dec. 30, 2012

**KICKOFF RETURNS****Most, Career**

- 258 Darren Sproles, 2005-10
- 166 Andre Coleman, 1994-96
- 165 Ronney Jenkins, 2000-02

**Most, Season**

- 67 Ronney Jenkins, 2000
- 63 Darren Sproles, 2005
- 62 Andre Coleman, 1995

**Most, Game**

- 8 (5x) Last: D. Sproles at N.O. (at London) Oct. 26, 2008
- 7 (13x) Last: D. Sproles vs. Denver Oct. 19, 2009
- 6 (36x) Last: R. Goodman at Oakland Jan. 1, 2012

**COMBINED KICKOFF AND PUNT RETURN YARDS****Most, Career**

- 7,404 Darren Sproles, 2005-10
- 5,037 Leslie "Speedy" Duncan, 1964-70
- 4,240 Andre Coleman, 1994-96

**Most, Season**

- 1,737 Andre Coleman, 1995
- 1,636 Darren Sproles, 2005
- 1,625 Darren Sproles, 2008

**COMBINED KICKOFF AND PUNT RETURNS****Most, Career**

- 372 Darren Sproles, 2005-10
- 289 Mike Fuller, 1975-80
- 272 Leslie "Speedy" Duncan, 1964-70

**Most, Season**

- 90 Andre Coleman, 1995
- 81 Darren Sproles, 2005
- 80 Darren Sproles, 2009

**SERVICE****Most Seasons, Active Player**

- 17 David Binn, 1994-10
- 16 Antonio Gates, 2003-18
- Philip Rivers, 2004-19
- 15 Dan Fouts, 1973-87
- Russ Washington, 1968-82
- 14 Don Macek, 1976-89
- Doug Wilkerson, 1971-84

**Most Games**

- 256 David Binn, 1994-10
- 236 Antonio Gates, 2003-18
- 228 Philip Rivers, 2004-19
- 200 Junior Seau, 1990-02
- Russ Washington, 1968-82

**Most Consecutive Games**

- 225 Philip Rivers, 2005-19
- 179 David Binn, 1994-10
- 178 Russ Washington, 1968-80

**Most Consecutive Starts**

- 224 Philip Rivers, 2006-19
- 148 Russ Washington, 1970-80
- 140 Walt Sweeney, 1964-73

# TEAM RECORDS

† indicates 9-game strike season

## GAMES WON

### Most, Season

- 14 2006
- 13 2009
- 12 1961, 1979, 2004, 2018

### Fewest, Season

- 1 2000
- 2 1973, 1975
- 4 1962, 1972, 1986, 1991, 1997, 2003, 2015

### Most Consecutive

- 15 Nov. 27, 1960–Dec. 3, 1961
- 11 Oct. 25, 2009–Jan. 3, 2010
- Oct. 29, 2006–Sept. 9, 2007
- 8 (4x) Last: Oct. 24–Dec. 19, 2004

### Most Consecutive at Home

- 10 Nov. 5, 1978–Nov. 25, 1979
- 9 Sept. 17, 2006–Sept. 9, 2007
- Nov. 27, 1960–Dec. 9, 1961
- 8 Oct. 4, 1992–Sept. 19, 1993

### Most Consecutive on Road

- 11 Oct. 2, 1960–Nov. 12, 1961
- 6 Oct. 25, 2009–Dec. 25, 2009
- Nov. 4, 1979–Sept. 28, 1980
- Oct. 14, 2018–Dec. 30, 2018
- 5 Jan. 2, 1994–Oct. 16, 1994

### Most Consecutive at Start of Season

- 11 1961
- 6 1994
- 4 1966, 1980, 2002

## GAMES LOST

### Most, Season

- 15 2000
- 12 1975, 1986, 1991, 1997, 2003, 2015
- 11 1973, 1998, 2001, 2016, 2019

### Fewest, Season

- 2 1961, 1965, 2006
- 3 2009, 1963, 1982†
- 4 1960, 1979, 2004

### Most Consecutive

- 11 Sept. 3, 2000–Nov. 19, 2000
- Sept. 21, 1975–Nov. 30, 1975
- 9 (3x) Last: Dec. 8, 2002–Oct. 5, 2003
- 8 (5x) Last: Dec. 4, 2016–Sept. 24, 2017

### Most Consecutive at Home

- 7 Nov. 13, 2016–Oct. 1, 2017
- 6 (3x) Last: Nov. 13, 2016–Sept. 24, 2017
- 5 (6x) Last: Nov. 13, 2016–Sept. 17, 2017

### Most Consecutive on Road

- 11 Oct. 6, 1985–Oct. 26, 1986
- 8 (3x) Last: Sept. 3, 2000–Dec. 17, 2000
- 7 Nov. 10, 2002–Oct. 5, 2003
- Sept. 20, 1998–Dec. 27, 1998

### Most Consecutive on Road Without Victory (Ties incl.)

- 14 Nov. 22, 1970–Nov. 19, 1972

## POINTS

### Most, Season

- 492 2006
- 478 1981
- 467 1985

### Most, Game

- 58 vs. Denver, Dec. 22, 1963
- 55 at Oakland, Nov. 22, 1981
- vs. Denver, Oct. 20, 1968
- 54 vs. Buffalo, Nov. 19, 2017

### Most Game, Both Teams

- 98 vs. Pittsburgh, Dec. 8, 1985
- 93 vs. N.Y. Titans, Dec. 18, 1960
- 90 at Cincinnati, Nov. 12, 2006

### Most, Half

- 37 Nov. 19, 2017 vs. Buffalo (first half)
- 42 Nov. 12, 2006 at Cincinnati (second half)
- 41 Nov. 5, 1961 vs. N.Y. Titans (second half)

### Most, Quarter

- 28 vs. Arizona Nov. 25, 2018 (second quarter)
- at Kansas City Nov. 15, 1964 (second quarter)
- vs. N.Y. Titans Nov. 5, 1961 (third quarter)
- vs. Houston Sept. 24, 1961 (second quarter)

### Most, Quarter, Both Teams

- 38 at Denver Sept. 14, 2008 (second quarter)
- at Kansas City Oct. 19, 1986 (second quarter)
- at Denver Oct. 6, 1963 (second quarter)
- at Boston Oct. 7, 1961 (second quarter)

### Fewest, Season

- 188 1973
- 189 1975
- 212 1974

### Fewest, Game

- 0 (28x) Last: at Miami Nov. 2, 2014

### Most Consecutive Games Not Shutout

- 240 Nov. 7, 1999–Nov. 2, 2014
- 121 Sept. 7, 1962–Nov. 2, 1969

## TOUCHDOWNS

### Most, Season

- 61 1981
- 60 1985
- 59 2006

### Most, Game

- 8 vs. Pittsburgh Dec. 8, 1985
- at Oakland Nov. 22, 1981
- 7 (8x) Last: vs. Denver Dec. 28, 2008
- 6 (37x) Last: at Jacksonville Dec. 8, 2019

### Fewest, Season

- 22 1973, 1975
- 23 1998
- 25 1977, 1999

## POINTS AFTER TOUCHDOWN

### Most, Season

- 58 2006
- 55 1981
- 54 2004

### Most, Game

- 7 (7x) Last: vs. Denver Dec. 28, 2008
- 6 (30x) Last: at Jacksonville Dec. 8, 2019
- 5 (52x) Last: at Cleveland Oct. 15, 2018

### Fewest, Season

- 19 1973, 1998
- 20 1975
- 21 1977

## TWO-POINT CONVERSIONS

### Most, Season

- 6 2018
- 3 1994
- 2 1962, 1963, 1968, 1998, 2003, 2008, 2010, 2015

### Most, Game - (since 1994)

- 2 (2x) Last: Antonio Gates and Melvin Gordon vs. K.C. Sept. 9, 2018
- 1 (19x) Last: H. Henry vs. Kansas City Nov. 18, 2019

### Most Attempts, Season

- 8 2018
- 7 1994
- 5 2008
- 4 1995, 1998, 2000

### Most Attempts, Game - (since 1994)

- 3 (2x) Last: vs. Kansas City Sept. 9, 2018
- 2 (5x) Last: vs. Kansas City Sept. 9, 2018
- 1 (39x) Last: vs. Kansas City Nov. 18, 2019

## FIELD GOALS

### Most, Season

- 34 1994, 2013
- 32 2009
- 31 1993, 1999

### Most, Game

- 6 (3x) Last: at Oakland Oct. 5, 1997
- 5 (11x) Last: at Oakland Sept. 10, 2012
- 4 (36x) Last: vs. Green Bay Nov. 3, 2019

### Most Attempts, Season

- 43 2001
- 40 1993
- 38 1994

### Most Attempts, Game

- 7 at N.Y. Jets Oct. 8, 1966
- 6 (6x) Last: vs. Buffalo Nov. 19, 2017
- 5 (27x) Last: vs. Green Bay, Nov. 3, 2019

### Most, Game, Both Teams

- 9 vs. Kansas City Sept. 29, 1996
- 8 at Indianapolis Nov. 3, 1996
- vs. New England Nov. 9, 1975
- 7 (15x) Last: at Atlanta Oct. 23, 2016

### Most Attempts, Game, Both Teams

- 10 (4x) Last: vs. Seattle Dec. 12, 1999
- 9 (3x) Last: vs. Denver Dec. 1, 2002
- 8 (22x) Last: at Atlanta Oct. 23, 2016

### Fewest Made, Season

- 6 1974
- 10 1976
- 12 1964, 1970, 1973, 1975

### Fewest Attempts, Season

- 16 1974
- 19 1970
- 20 1962, 1976, 1988, 2003

## FIRST DOWNS

### Most, Season

- 380 1985
- 379 1981
- 374 1984

### Most, Game

- 35 at Kansas City Oct. 19, 1986
- 34 vs. Miami Nov. 18, 1984 (OT)
- vs. Cincinnati Dec. 20, 1982
- 33 at Philadelphia Sept. 15, 2013
- vs. Oakland Oct. 31, 2004

### Most, Game, Both Teams

- 62 vs. Seattle Sept. 15, 1985
- 58 vs. Seattle Dec. 29, 2002 (OT)
- at Cincinnati Sept. 22, 1985
- vs. Miami Nov. 18, 1984 (OT)
- 57 at New England, Sept. 18, 2011
- at San Francisco Dec. 11, 1982

### Fewest, Season

- 198 1973, 1975
- 208 1961
- 217 1962

### Fewest, Game

- 3 at Denver Nov. 30, 1975
- 5 at Denver Nov. 16, 2003
- vs. Oakland Oct. 5, 1970
- 6 vs. Pittsburgh Dec. 24, 2000
- at Seattle Nov. 22, 1987

### Most by Rushing, Season

- 137 2006
- 131 2004
- 127 1965, 1981

### Most by Rushing, Game

- 19 vs. Oakland Nov. 27, 1960
- 18 vs. Houston Oct. 3, 1965
- 17 (3x) Last: vs. Denver, Dec. 28, 2008

### Fewest by Rushing, Game

- 0 vs. Oakland Dec. 5, 2010
- at Oakland Nov. 14, 1999
- 1 (17x) Last: at Indianapolis Sept. 25, 2016
- 2 (51x) Last: at Chicago Oct. 27, 2019

### Most by Passing, Season

- 259 1985
- 244 1980
- 240 1984

**Most by Passing, Game**

27 vs. Seattle Sept. 15, 1985  
 26 at Green Bay Oct. 18, 2015  
 23 vs. Cincinnati Dec. 20, 1982  
 vs. N.Y. Giants Oct. 19, 1980

**Fewest by Passing, Season**

89 1975  
 93 1973  
 110 1961

**Fewest by Passing, Game**

0 at Kansas City Sept. 20, 1998  
 1 at Denver Nov. 30, 1975 (OT)  
 2 (3x) Last: at Denver Nov. 16, 2003

**Most by Penalty, Season**

39 (twice) 2013, 2019  
 37 2004, 2014  
 36 2016

**Most by Penalty, Game**

7 (3x) Last: vs. Tennessee Nov. 13, 2016  
 6 (5x) Last: at Baltimore Nov. 30, 2014  
 5 (20x) Last: at Oakland Nov. 7, 2019

**Fewest by Penalty, Season**

11 1975  
 12 1964  
 13 1968

**NET YARDS GAINED****Most, Season**

6,744 1981  
 6,535 1985  
 6,410 1980

**Most, Game**

661 vs. Cincinnati Dec. 20, 1982  
 593 vs. L.A. Raiders Nov. 10, 1985  
 581 vs. Denver Oct. 20, 1968

**Most, Game, Both Teams**

1,102 vs. Cincinnati Dec. 20, 1982  
 1,057 vs. Denver Oct. 20, 1968  
 1,050 at Philadelphia Sept. 15, 2013

**Fewest, Season**

3,411 1975  
 3,622 1973  
 3,953 1970

**Fewest, Game**

70 at Denver Nov. 2, 1969  
 93 vs. Oakland Oct. 5, 1975  
 96 at Denver Nov. 16, 2003

**Most Total Offensive Plays, Season**

1,154 1984  
 1,135 1980  
 1,129 1981

**Fewest Total Offensive Plays, Season**

617 1982<sup>†</sup>  
 753 1963  
 759 1964

**RUSHING****Most Attempts, Season**

590 1978  
 525 2004  
 522 2006

**Most Attempts, Game**

58 vs. Oakland, Nov. 20, 1977  
 53 (4x) Last: vs. Detroit Dec. 16, 2007  
 51 at Kansas City Sept. 12, 1983

**Fewest Attempts, Season**

267 1982<sup>†</sup>  
 351 2000  
 361 1966

**Most Yards, Season**

2,578 2006  
 2,257 1990  
 2,248 1991

**Most Yards, Game**

289 vs. Denver Dec. 28, 2008  
 287 vs. N.Y. Jets Oct. 13, 1963  
 274 vs. Detroit Dec. 16, 2007

**Fewest Yards, Game**

2 vs. Boston Dec. 17, 1961  
 3 vs. Dallas Texans Nov. 19, 1961  
 11 vs. Buffalo Nov. 20, 1960

**Most Touchdowns, Season**

32 2006  
 26 1981  
 25 1979

**Fewest Touchdowns, Season**

4 2012, 2015  
 5 1997  
 6 2014

**Most Touchdowns, Game**

5 (4x) Last: vs. Denver Dec. 28, 2008  
 4 (22x) Last: at Tennessee Dec. 25, 2009  
 3 (47x) Last: at Cleveland Oct. 15, 2018

**RUSHING AVERAGE****Highest, Season**

5.6 1963  
 5.1 2003  
 4.9 2006

**Highest, Game**

8.52 vs. N.Y. Jets Dec. 24, 1967  
 8.44 vs. Denver Dec. 22, 1963  
 8.26 vs. Cleveland Nov. 5, 2006

**PASSING****Most Attempts, Season**

667 2015  
 662 1984  
 635 1983

**Most Attempts, Game**

65 at Green Bay Oct. 18, 2015  
 at Kansas City Oct. 19, 1986  
 58 vs. Oakland Oct. 25, 2015  
 at Kansas City Dec. 22, 1985  
 56 vs. Miami Nov. 18, 1984, (OT)

**Fewest Attempts, Season**

337 1975  
 338 1982<sup>†</sup>  
 349 1974

**Fewest Attempts, Game**

6 at Cleveland Dec. 19, 2004  
 10 vs. Kansas City Dec. 18, 1988  
 11 (2x) Last: vs. Houston Oct. 28, 2007

**Most Completions, Season**

442 2015  
 401 1984  
 386 1985

**Most Completions, Game**

43 at Green Bay Oct. 18, 2015  
 38 vs. Oakland Oct. 25, 2015  
 37 (3x) Last: at Kansas City Oct. 19, 1986

**Fewest Completions, Game**

1 at Kansas City Sept. 20, 1998  
 3 vs. Oakland Oct. 5, 1975  
 4 at Cleveland Dec. 19, 2004  
 vs. Kansas City Nov. 2, 1986

**Most Net Yards Gained, Season**

4,870 1985  
 4,739 1981  
 4,661 1983

**Most Net Yards Gained, Game**

494 vs. Seattle Sept. 15, 1985  
 488 at Green Bay Oct. 18, 2015  
 486 vs. Cincinnati Dec. 20, 1982

**Fewest Net Yards Gained, Season**

1,610 1975  
 1,808 1973  
 2,244 1977

**Fewest Net Yards Gained, Game**

-22 vs. Oakland Oct. 5, 1975  
 -19 at Kansas City Sept. 20, 1998  
 7 at Washington Sept. 16, 1973

**Most Touchdowns, Season**

37 1985  
 34 1981, 2008  
 33 2016

**Fewest Touchdowns, Season**

7 1975  
 9 1973  
 11 1977, 1988, 1998

**Most Touchdowns, Game**

7 at Oakland Nov. 22, 1981  
 5 (9x) Last: vs. Oakland Oct. 31, 2004  
 4 (30x) Last: at Jacksonville Dec. 8, 2019

**Most Had Intercepted, Season**

34 1962, 1998  
 33 1968, 1983, 1986  
 30 1964, 1973, 1978, 1985, 2000

**Most Had Intercepted, Game**

7 at Seattle Dec. 13, 1998  
 vs. Kansas City Dec. 8, 1968  
 6 (6x) Last: vs. Green Bay Oct. 24, 1999  
 5 (14x) Last: at Denver Dec. 27, 1987

**Fewest Had Intercepted, Season**

8 2004  
 9 2006  
 10 2009

**SACKED ATTEMPTING TO PASS****Most Times, Season**

57 1970  
 53 2000  
 51 1997

**Fewest Times, Season**

11 1967  
 12 1982<sup>†</sup>  
 18 1968, 2017

**Most Times Sacked Opponent, Season**

62 1986  
 61 2006  
 60 1980

**Most Times Sacked Opponent, Game**

11 at New York Jets Dec. 23, 2012  
 vs. Dallas Nov. 16, 1986  
 10 vs. Green Bay Sept. 24, 1978  
 9 (5x) Last: at Cleveland Dec. 24, 2016

**PUNTS****Most, Season**

95 1998  
 92 2000  
 90 1997

**Most, Game**

11 (5x) Last: at Oakland Oct. 11, 1998  
 10 (11x) Last: at Jacksonville Nov. 12, 2017  
 9 (12x) Last: at New York Jets Dec. 24, 2017

**Fewest, Season**

23 1982<sup>†</sup>  
 45 1972  
 47 2011

**Fewest, Game**

0 (7x) Last: at Miami Sept. 29, 2019  
 1 (35x) Last: vs. Kansas City, Jan. 1, 2017  
 2 (79x) Last: vs. Minnesota, Dec. 15, 2019

**Fewest, Game, Both Teams**

1 (2x) Last: at Oakland Jan. 1, 2012  
 2 (7x) Last: vs. Kansas City Jan. 1, 2017  
 3 (16x) Last: at Rams, Sept. 23, 2018

**PUNT YARDS****Most, Season**

4,248 2000  
 4,174 1998  
 3,972 1997

**Most, Game**

522 at Oakland Oct. 11, 1998  
 493 at Denver Nov. 18, 2012  
 492 at Kansas City Nov. 10, 1974

**Fewest, Season**

868 1982<sup>†</sup>  
 1,813 1972  
 2,234 2011

**Highest Average, Season**

48.1 2017  
 47.5 2011  
 47.0 2019

**Lowest Average, Season**

36.3 1978  
 36.5 1979  
 36.8 1975

**PUNT RETURNS****Most, Season**

57 1978  
 52 1979  
 49 2003

**Most, Game**

8 (4x) Last: at Detroit Dec. 7, 2003  
 7 (7x) Last: at Houston Dec. 7, 1978  
 6 (13x) Last: vs. Miami Dec. 20, 2015

**Fewest, Season**

12 1982<sup>†</sup>  
 20 2015  
 21 1966

**Most Fair Catches, Season**

32 1969  
 26 2015, 2017  
 25 1991, 1999

**Most Fair Catches, Game**

6 at Kansas City Dec. 17, 1989  
 vs. Chicago Dec. 4, 1978  
 5 (3x) Last: at Oakland Sept. 3, 2000  
 4 (11x) Last: at New York Jets Dec. 24, 2017

**Fewest Fair Catches, Season**

0 1960, 1961, 1962, 1963, 1964, 1965, 1975  
 1 1976  
 3 1977

**PUNT RETURN YARDS****Most, Season**

590 1978  
 559 1996  
 542 1998

**Most, Game**

168 at Cincinnati Nov. 2, 1997  
 151 vs. Kansas City Sept. 20, 1965  
 139 vs. New York Titans Nov. 5, 1961

**Fewest, Season**

84 2015  
 118 2019  
 138 1982<sup>†</sup>

**Highest Average, Season**

15.5 1961  
 14.7 1996  
 13.4 1965

**Lowest Average, Season**

4.2 2015  
 5.4 2019  
 5.6 1970

**PUNT RETURN TOUCHDOWNS****Most, Season**

3 1997  
 2 1965, 1973, 1990, 1994  
 1 (16x) Last: 2019

**Most, Game**

2 at Cincinnati Nov. 2, 1997  
 1 (25x) Last: vs. Denver Oct. 26, 2019

**KICKOFF RETURNS****Most, Season**

84 2003  
 83 2000  
 75 1997

**Most, Game**

9 (7x) Last: vs. New York Jets Nov. 3, 2002  
 8 (15x) Last: at N.O. (at London) Oct. 26, 2008  
 7 (51x) Last: at Seattle Sept. 26, 2010

**Most, Game, Both Teams**

17 vs. Pittsburgh Dec. 8, 1985  
 16 vs. New York Titans Dec. 18, 1960  
 15 (3x) Last: at New York Giants Oct. 2, 1983

**KICKOFF RETURN YARDS****Most, Season**

1,804 2003  
 1,792 2000  
 1,716 2001

**Most, Game**

269 at Oakland Nov. 18, 2001  
 242 vs. Atlanta Oct. 21, 1973  
 232 vs. Kansas City Dec. 13, 1964

**Fewest, Season**

474 2017  
 508 2016  
 577 2014

**Highest Average, Season**

26.0 2001  
 25.6 2011  
 25.5 2007

**Lowest Average, Season**

16.5 1961  
 17.5 1986  
 18.0 1992

**KICKOFF RETURN TOUCHDOWNS****Most, Season**

2 1988, 1994, 1995, 2001  
 1 1962, 1985, 1989, 1991, 1997, 2000, 2004,  
 2007, 2008, 2011, 2012

**Most, Game**

1 (19x) Last: vs. Oakland Dec. 30, 2012

**PENALTIES****Most Seasons Leading League**

3 1962, 1964, 1965

**Most, Season**

137 1998  
 129 1997  
 128 1981

**Most, Game**

19 at Kansas City Nov. 16, 1997  
 16 vs. Baltimore Nov. 15, 1998  
 15 at Indianapolis Nov. 3, 1997

**Fewest, Season**

63 1969  
 64 1982<sup>†</sup>  
 68 1966

**Fewest, Game**

0 (5x) Last: at Denver Oct. 9, 2011  
 1 (28x) Last: vs. Buffalo Nov. 19, 2017  
 2 (39x) Last: at Oakland Dec. 22, 2019

**Most Yards, Season**

1,229 1998  
 1,101 1997  
 1,039 1988

**Most Yards, Game**

148 vs. N.Y. Jets Oct. 13, 1963  
 146 vs. Baltimore Nov. 15, 1998  
 at Kansas City Nov. 16, 1997  
 138 at Seattle Nov. 16, 1981

**FUMBLES****Most, Season**

44 1985  
 42 1983  
 40 1972, 1973, 1980

**Most, Game**

9 vs. Green Bay Sept. 24, 1978  
 7 vs. Cincinnati Sept. 30, 1973  
 6 (5x) Last: vs. Pittsburgh Dec. 13, 1987

**Most by Opponent, Game**

9 at Kansas City Nov. 15, 1964  
 7 (3x) Last: vs. Washington Sept. 9, 2001  
 6 (6x) Last: vs. Arizona Dec. 9, 1995

**Most, Game, Both Teams**

11 (3x) Last: vs. Kansas City Oct. 13, 1985  
 10 (5x) Last: vs. Seattle Nov. 25, 1990  
 9 (7x) Last: vs. Washington Sept. 9, 2001

**Fewest, Season**

13 1993  
 14 2009, 2013  
 16 1963, 2002, 2014

**Most Lost, Season**

22 1980, 1981, 1983  
 21 1973, 1978  
 20 1972, 1987, 2000

**Most Lost, Game**

6 vs. Green Bay Sept. 24, 1978  
 4 (10x) Last: at Baltimore Dec. 10, 2000  
 3 (40x) Last: at Indianapolis Sept. 25, 2016

**Most Own Recovered, Season**

25 1985  
 21 1979  
 20 1972, 1973, 1975, 1983

**Most Own Recovered, Game**

5 (5x) Last: vs. Oakland Dec. 26, 1999  
 4 (7x) Last: vs. Seattle Sept. 14, 2014  
 3 (42x) Last: at Denver Jan. 3, 2016

**Fewest Own Recovered, Season**

4 1963, 2013  
 7 1989, 2009  
 8 1965, 1967, 1968, 1993, 2002, 2003, 2016

**Most Opponents Recovered, Season**

22 1986  
 18 1973, 1979, 1980, 1981, 2007  
 17 1960, 1961, 1963, 1983, 1984

**Fewest Opponents Recovered, Season**

3 2019  
 4 2011  
 5 1963

**POINTS ALLOWED****Most, Season**

462 1983  
 441 2003  
 440 2000

**Most, Game**

57 at St. Louis Oct. 1, 2000  
 52 at Pittsburgh Nov. 25, 1984  
 51 at Oakland Oct. 29, 1967

**Most, Quarter**

31 at Oakland Dec. 8, 1963 (4Q)  
 30 at St. Louis Nov. 20, 1983 (2Q)  
 28 (5x) Last: at Minnesota Nov. 28, 1999 (2Q)

**Fewest, Season**

205 1977  
 219 1961  
 221 1982<sup>†</sup>

**Fewest, Game**

0 (18x) Last: vs. Denver Oct. 22, 2017  
 3 (16x) Last: at Denver Nov. 22, 2009  
 6 (19x) Last: at Dallas Nov. 23, 2017

**FIRST DOWNS ALLOWED****Most, Season**

365 1981  
 364 1985  
 347 1983

**Most, Game**

34 (3x) Last: at Denver Sept. 14, 2008  
 33 (2x) Last: at Rams, Sept. 23, 2018  
 32 at Pittsburgh Oct. 4, 2009

**Fewest, Season**

190 1965  
 196 1982<sup>†</sup>  
 224 1962

**Fewest, Game**

5 vs. Kansas City Dec. 12, 2010  
 at Tampa Bay Sept. 19, 1976  
 6 (2x) Last: at Oakland Oct. 11, 1998  
 7 (5x) Last: vs. Houston Sept. 15, 2002

**Most by Rushing, Season**

154 1975  
 143 1971  
 137 1983

**Most by Rushing, Game**

19 (3x), Last: at Seattle Nov. 22, 1987  
 17 vs. Houston Sept. 23, 1962  
 16 vs. New England Oct. 16, 1977  
 vs. Kansas City Dec. 18, 1966

**Fewest by Rushing, Season**

54 1965  
65 1982  
71 1969

**Fewest by Rushing, Game**

0 (5x) Last: at Indianapolis Nov. 28, 2010  
1 (23x) Last: vs. Green Bay Nov. 3, 2019  
2 (42x) Last: vs. Cleveland Oct. 4, 2015

**Most by Passing, Season**

218 1985  
216 1981  
213 2008

**Most by Passing, Game**

24 at Denver Nov. 19, 2000  
23 at New England Sept. 18, 2011  
22 (4x) Last: vs. Philadelphia Nov. 15, 2009

**Fewest by Passing, Season**

105 1977  
114 1971  
116 1965

**Fewest by Passing, Game**

1 (3x) Last: vs. Oakland Dec. 28, 2003  
2 (6x) Last: at Cleveland Dec. 19, 2004  
3 (12x) Last: vs. Minnesota, Sept. 11, 2011

**Most by Penalty, Season**

41 2000, 2004, 2014  
35 1981, 1997, 1998  
33 2017

**Most by Penalty, Game**

7 vs. Cleveland, Nov. 5, 2006  
6 (9x) Last: vs. Kansas City Sept. 24, 2017  
5 (21x) Last: at Chicago Oct. 27, 2019

**Fewest by Penalty, Season**

12 1982<sup>†</sup>  
13 1969, 1992  
14 1976

**NET YARDS ALLOWED****Most, Season**

6,265 1985  
6,136 1981  
6,034 2002

**Most, Game**

614 at St. Louis Oct. 1, 2000  
591 vs. Seattle Dec. 29, 2002  
553 at Oakland Sept. 22, 1996

**Fewest, Season**

3,253 1982<sup>†</sup>  
3,268 1965  
3,652 1977

**Fewest, Game**

58 at Oakland (at San. Fran.) Oct. 22, 1961  
67 vs. Kansas City Dec. 12, 2010  
99 vs. Indianapolis Nov. 1, 1992

**RUSHING ALLOWED****Most Attempts, Season**

606 1975  
559 1973  
552 1983

**Most Attempts, Game**

61 at Chicago Oct. 25, 1981 (OT)  
60 at Denver Nov. 30, 1975  
59 at Oakland Sept. 18, 1977

**Fewest Attempts, Season**

230 1982<sup>†</sup>  
306 1965  
355 2004

**Fewest Attempts, Game**

9 vs. Detroit Dec. 16, 2007  
vs. Miami Sept. 7, 1986  
10 (2x) Last: vs. Tennessee Sept. 16, 2012  
11 (6x) Last: vs. Green Bay Nov. 3, 2019

**Most Yards, Season**

2,442 1975  
2,403 1966  
2,296 1971

**Most Yards, Game**

378 at Minnesota Nov. 4, 2007  
355 at San Francisco Dec. 20, 2014  
328 at Denver Nov. 30, 1975

**Fewest Yards, Season**

961 1982<sup>†</sup>  
1,094 1965  
1,140 1998

**Fewest Yards, Game**

2 at Oakland (at San. Fran.) Oct. 22, 1961  
11 at Carolina Dec. 17, 2000  
13 at Oakland Oct. 5, 1997

**Most Touchdowns, Season**

26 1983  
25 1971, 1981, 1985  
23 1973, 1984

**Fewest Touchdowns, Season**

7 1961, 1965  
8 1999, 2011  
10 (12x) Last: 2012

**Most Touchdowns Allowed, Game**

5 vs. Atlanta Oct. 21, 1973  
at Houston Sept. 18, 1960  
4 (11x) Last: at Washington Nov. 3, 2013  
3 (46x) Last: vs. New Orleans Oct. 2, 2016

**PASSING ALLOWED****Most Attempts, Season**

636 1996  
607 2002, 2004  
605 2008

**Most Attempts, Game**

61 vs. St. Louis Sept. 20, 1987  
58 (2x) Last: vs. Tennessee Oct. 3, 2004  
57 (2x) Last: at Oakland Sept. 22, 1996

**Fewest Attempts, Season**

330 1977  
341 1973  
342 1982<sup>†</sup>

**Fewest Attempts, Game**

7 at Detroit Nov. 6, 1977  
12 (2x) Last: at Denver Dec. 10, 1972  
13 (4x) Last: at Cincinnati Oct. 4, 1987

**Most Completions, Season**

411 2008  
375 2002  
372 2004

**Most Completions, Game**

40 vs. Cincinnati Dec. 20, 1982  
39 vs. Tennessee Oct. 3, 2004  
37 Kansas City Oct. 9, 1994

**Fewest Completions, Season**

170 1966  
172 1977  
177 1973

**Fewest Completions, Game**

3 at Tampa Bay Sept. 19, 1976  
5 (5x) Last: at Cincinnati Oct. 4, 1987  
6 (6x) Last: vs. Oakland Dec. 28, 2003

**Most Net Yards, Season**

4,311 1981  
4,295 2002  
4,293 1985

**Most Net Yards, Game**

453 at St. Louis Nov. 10, 2002  
451 at St. Louis Oct. 1, 2000  
443 at Denver Nov. 19, 2000

**Fewest Net Yards, Season**

1,725 1977  
2,155 1966  
2,174 1965

**Fewest Net Yards, Game**

-13 at Cincinnati Oct. 4, 1987  
-4 at Tampa Bay Sept. 19, 1976  
0 vs. Oakland Dec. 28, 2003  
vs. Cincinnati Dec. 6, 1970

**Most Touchdowns, Season**

36 2003  
33 2000  
31 1997

**Most Touchdowns, Game**

5 (7x) Last: at Denver Nov. 19, 2000  
4 (30x) Last: vs. Kansas City Sept. 9, 2018  
3 (107x) Last: at Rams, Sept. 23, 2018

**Fewest Touchdowns, Season**

10 1982<sup>†</sup>  
11 1979  
13 1966, 1970, 1974

**INTERCEPTIONS BY****Most, Season**

49 1961 (NFL Record)  
31 1969  
30 1964, 2007

**Most, Game**

6 (6x) Last: vs. Indianapolis Nov. 11, 2007  
5 (9x) Last: vs. Buffalo Nov. 19, 2017  
4 (30x) Last: at Indianapolis Nov. 28, 2010

**Most, Game, Both Teams**

10 at Seattle Dec. 13, 1998  
9 (2x) Last: at Denver Sept. 21, 1980  
8 (11x) Last: vs. Indianapolis Nov. 11, 2007

**Fewest, Season**

7 2014  
9 1970  
10 2005

**Most Yards Returned, Season**

929 1961 (NFL Record)  
562 1979  
499 1984

**Most Yards Returned, Game**

194 vs. Houston Sept. 24, 1961  
174 vs. Denver Oct. 29, 1961  
171 vs. Pittsburgh Nov. 18, 1979

**Fewest Yards Returned, Season**

65 2014  
90 1970  
123 1999

**Most Touchdowns by Returns, Season**

9 1961 (NFL Record)  
5 2012  
4 1984, 2000

**Most Touchdowns by Returns, Game**

2 at Indianapolis Nov. 28, 2010  
vs. Denver Oct. 29, 1961  
1 (90x) Last: at Dallas Nov. 23, 2017

**Most Consecutive Games**

46 1960-63 (NFL Record)

**PUNT RETURNS****Most by Opponents, Season**

56 1988  
51 1996, 2000  
49 1998

**Fewest by Opponents, Season**

7 1982<sup>†</sup>  
16 1968  
17 1960, 1972

**Most Yards by Opponents, Season**

722 2000  
612 1996  
601 1976

**Most Yards by Opponent, Game**

160 at Kansas City, Sept. 13, 2010  
150 at Denver Dec. 27, 1987  
142 at Oakland Oct. 29, 1967

**KICKOFF RETURNS****Most by Opponent, Season**

90 2006  
88 1981  
87 2009

**Fewest by Opponent, Season**

21 2016  
32 2015  
35 1973, 2019

**Most by Opponent, Game**

10 (4x) Last: vs. Detroit Dec. 16, 2007  
9 (7x) Last: at Indianapolis Nov. 28, 2010  
8 (25x) Last: at Kansas City Nov. 24, 2013

# CAREER TOP-10

## RUSHING YARDS

1. LaDainian Tomlinson, 2001-09 ..... 12,490
2. Paul Lowe, 1960-68 ..... 4,972
3. Marion Butts, 1989-93 ..... 4,297
4. Melvin Gordon, 2015-19 ..... 4,240
5. Ryan Mathews, 2010-14 ..... 4,061
6. Natrone Means, 1993-95, 98-99 ..... 3,885
7. Chuck Muncie, 1980-84 ..... 3,309
8. Don Woods, 1974-80 ..... 2,858
9. Keith Lincoln, 1961-66, 68 ..... 2,698
10. Dick Post, 1967-70 ..... 2,519

## RUSHING TOUCHDOWNS

1. LaDainian Tomlinson, 2001-09 ..... 138
2. Chuck Muncie, 1980-84 ..... 43
3. Paul Lowe, 1960-68 ..... 38
4. Melvin Gordon, 2015-19 ..... 36
5. Natrone Means, 1993-95, 98-99 ..... 34
6. Marion Butts, 1989-93 ..... 31
7. Ryan Mathews, 2010-14 ..... 23
8. Mike Tolbert, 2008-11 ..... 20
9. Tim Spencer, 1985-90 ..... 19
10. Hank Bauer, 1977-82 ..... 17
- Rod Bernstine, 1987-92 ..... 17
- Dick Post, 1967-70 ..... 17
- Clarence Williams, 1977-81 ..... 17

## RUSHING ATTEMPTS

1. LaDainian Tomlinson, 2001-09 ..... 2,880
2. Melvin Gordon, 2015-19 ..... 1,059
3. Marion Butts, 1989-93 ..... 1,031
4. Paul Lowe, 1960-68 ..... 1,015
5. Natrone Means, 1993-95, 98-99 ..... 1,013
6. Ryan Mathews, 2010-14 ..... 923
7. Chuck Muncie, 1980-84 ..... 773
8. Don Woods, 1974-80 ..... 713
9. Keith Lincoln, 1961-66, 68 ..... 573
10. Mike Garrett, 1970-73 ..... 572

## TOTAL YARDS FROM SCRIMMAGE

1. LaDainian Tomlinson, 2001-09 ..... 16,445
2. Antonio Gates, 2003-18 ..... 11,841
3. Lance Alworth, 1962-70 ..... 9,721
4. Charlie Joiner, 1976-86 ..... 9,191
5. Gary Garrison, 1966-76 ..... 7,562
6. **Keenan Allen, 2013-20 ..... 6,770**
7. Kellen Winslow, 1979-87 ..... 6,741
8. Wes Chandler, 1981-87 ..... 6,197
9. Melvin Gordon, 2015-19 ..... 6,113
10. Paul Lowe, 1960-68 ..... 6,017

## PASSING YARDS

1. Philip Rivers, 2004-19 ..... 59,271
2. Dan Fouts, 1973-87 ..... 43,040
3. John Hadl, 1962-72 ..... 26,938
4. Stan Humphries, 1992-97 ..... 16,085
5. Drew Brees, 2001-05 ..... 12,348
6. Jack Kemp, 1960-62 ..... 5,996
7. Doug Flutie, 2001-04 ..... 4,901
8. John Friesz, 1990-93 ..... 4,396
9. Jim Harbaugh, 1999-00 ..... 4,177
10. Billy Joe Tolliver, 1989-90 ..... 3,671

## TOUCHDOWN PASSES

1. Philip Rivers, 2004-19 ..... 397
2. Dan Fouts, 1973-87 ..... 254
3. John Hadl, 1962-72 ..... 201
4. Stan Humphries, 1992-97 ..... 85
5. Drew Brees, 2001-05 ..... 80
6. Jack Kemp, 1960-62 ..... 37
7. Tobin Rote, 1963-64 ..... 29
8. Doug Flutie, 2001-04 ..... 25
9. Billy Joe Tolliver, 1989-90 ..... 21
10. John Friesz, 1990-93 ..... 19

## PASS ATTEMPTS

1. Philip Rivers, 2004-19 ..... 7,591
2. Dan Fouts, 1973-87 ..... 5,604
3. John Hadl, 1962-72 ..... 3,640
4. Stan Humphries, 1992-97 ..... 2,350
5. Drew Brees, 2001-05 ..... 1,809
6. Jack Kemp, 1960-62 ..... 815
7. John Friesz, 1990-93 ..... 747
8. Doug Flutie, 2001-04 ..... 737
9. Jim Harbaugh, 1999-00 ..... 636
10. Billy Joe Tolliver, 1989-90 ..... 595

## PASS COMPLETIONS

1. Philip Rivers, 2004-19 ..... 4,908
2. Dan Fouts, 1973-87 ..... 3,297
3. John Hadl, 1962-72 ..... 1,824
4. Stan Humphries, 1992-97 ..... 1,335
5. Drew Brees, 2001-05 ..... 1,125
6. Doug Flutie, 2001-04 ..... 408
7. John Friesz, 1990-93 ..... 401
8. Jack Kemp, 1960-62 ..... 389
9. Jim Harbaugh, 1999-00 ..... 372
10. Billy Joe Tolliver, 1989-90 ..... 305

## PASSES INTERCEPTED

1. Dan Fouts, 1973-87 ..... 242
2. John Hadl, 1962-72 ..... 211
3. Philip Rivers, 2004-19 ..... 198
4. Stan Humphries, 1992-97 ..... 73
5. Drew Brees, 2001-05 ..... 53
6. Jack Kemp, 1960-62 ..... 49
7. Ryan Leaf, 1998-00 ..... 33
8. Tobin Rote, 1963-64 ..... 32
9. Craig Whelihan, 1995-98 ..... 29
10. Jim Harbaugh, 1999-00 ..... 24
- Billy Joe Tolliver, 1989-90 ..... 24

## RECEIVING YARDS

1. Antonio Gates, 2003-18 ..... 11,841
2. Lance Alworth, 1962-70 ..... 9,584
3. Charlie Joiner, 1976-86 ..... 9,203
4. Gary Garrison, 1966-76 ..... 7,533
5. Kellen Winslow, 1979-87 ..... 6,741
6. **Keenan Allen, 2013-20 ..... 6,670**
7. Wes Chandler, 1981-87 ..... 6,132
8. Anthony Miller, 1988-93 ..... 5,582
9. Malcom Floyd, 2004-15 ..... 5,550
10. Vincent Jackson, 2005-11 ..... 4,754

## RECEIVING TOUCHDOWNS

1. Antonio Gates, 2003-18 ..... 116
2. Lance Alworth, 1962-70 ..... 81
3. Gary Garrison, 1966-76 ..... 58
4. Charlie Joiner, 1976-86 ..... 47
5. Kellen Winslow, 1979-87 ..... 45
6. Wes Chandler, 1981-87 ..... 41
7. Vincent Jackson, 2005-11 ..... 37
8. Anthony Miller, 1988-93 ..... 37
9. John Jefferson, 1978-80 ..... 36
10. **Keenan Allen, 2013-20 ..... 35**

## RECEPTIONS

1. Antonio Gates, 2003-18 ..... 955
2. Charlie Joiner, 1976-86 ..... 586
3. **Keenan Allen, 2013-20 ..... 548**
4. Kellen Winslow, 1979-87 ..... 541
5. LaDainian Tomlinson, 2001-09 ..... 530
6. Lance Alworth, 1962-70 ..... 493
7. Gary Garrison, 1966-76 ..... 404
8. Ronnie Harmon, 1990-95 ..... 377
9. Anthony Miller, 1988-93 ..... 374
10. Wes Chandler, 1981-87 ..... 373

## QUARTERBACK SACKS

1. Leslie O'Neal, 1986, 1988-95 ..... 105.5
2. Shaun Phillips, 2004-12 ..... 69.5
3. Gary Johnson, 1975-84 ..... 67.0
4. Lee Williams, 1984-90 ..... 65.5
5. Fred Dean, 1975-81 ..... 53.5
6. **Melvin Ingram, 2012-20 ..... 49.0**
7. Junior Seau, 1990-02 ..... 47.0
8. Raylee Johnson, 1993-03 ..... 46.0
9. Shawne Merriman, 2005-09 ..... 43.5
10. Leroy Jones, 1976-83 ..... 43.5

## INTERCEPTIONS

1. Gill Byrd, 1983-92 ..... 42
2. Dick Harris, 1960-65 ..... 29
3. Rodney Harrison, 1994-02 ..... 26
4. Kenny Graham, 1964-69 ..... 25
5. Mike Williams, 1975-82 ..... 24
6. Joe Beauchamp, 1966-75 ..... 23
7. Quentin Jammer, 2002-12 ..... 21
8. Woodrowe Lowe, 1976-86 ..... 21
9. Bob Howard, 1967-74 ..... 21
10. Leslie "Speedy" Duncan, 1964-69 ..... 21

## INTERCEPTION RETURN YARDS

1. Gill Byrd, 1983-92 ..... 546
2. Charlie McNeil, 1960-64 ..... 502
3. Kenny Graham, 1964-69 ..... 477
4. Joe Beauchamp, 1966-75 ..... 433
5. Dick Harris, 1960-65 ..... 413
6. Rodney Harrison, 1994-02 ..... 345
7. Woodrowe Lowe, 1976-86 ..... 343
8. Darren Carrington, 1991-94 ..... 337
9. Leslie Duncan, 1964-69 ..... 322
10. Glen Edwards, 1978-81 ..... 309

## INTERCEPTION RETURN TOUCHDOWNS

1. Kenny Graham, 1964-69 ..... 5
- Dick Harris, 1960-65 ..... 5
3. Woodrowe Lowe, 1976-86 ..... 4
4. Eric Weddle, 2007-13 ..... 3
- Joe Beauchamp, 1966-75 ..... 3
6. Desmond King, 2017-19 ..... 2
- Shaun Phillips, 2004-12 ..... 2
- Demorris Williams, 2012 ..... 2
- Antonio Cromartie, 2006-09 ..... 2
- Clinton Hart, 2004-09 ..... 2
- (10) others with 2 each ..... 2

## TOUCHDOWNS SCORED

1. LaDainian Tomlinson, 2001-09 ..... 153
2. Antonio Gates, 2003-18 ..... 116
3. Lance Alworth, 1962-70 ..... 83
4. Gary Garrison, 1966-76 ..... 58
5. Melvin Gordon, 2015-19 ..... 47
- Charlie Joiner, 1976-86 ..... 47
7. Paul Lowe, 1960-68 ..... 46
8. Kellen Winslow, 1979-87 ..... 45
- Chuck Muncie, 1980-84 ..... 45
10. Wes Chandler, 1981-87 ..... 41

## POINTS SCORED

1. John Carney, 1990-00 ..... 1,076
2. LaDainian Tomlinson, 2001-09 ..... 918
3. Nate Kaeding, 2004-12 ..... 889
4. Rolf Benirschke, 1977-86 ..... 766
5. Antonio Gates, 2003-18 ..... 700
6. Lance Alworth, 1962-70 ..... 500
7. Nick Novak, 2011-14 ..... 459
8. Dennis Partee, 1968-75 ..... 380
9. Gary Garrison, 1966-76 ..... 348
10. Melvin Gordon, 2015-19 ..... 286



**FIELD GOALS**

1. John Carney, 1990-00.....	261
2. Nate Kaeding, 2004-12.....	180
3. Rolf Benirschke, 1977-86.....	146
4. Nick Novak, 2011-14, 17.....	110
5. Dennis Pardee, 1968-75.....	71
6. Josh Lambo, 2015-16.....	52
7. George Blair, 1961-64.....	50
8. Steve Christie, 2001-03.....	42
9. <b>Michael Badgley, 2018-20.....</b>	<b>34</b>
10. Ray Wersching, 1973-76.....	32

**FIELD GOAL ATTEMPTS**

1. John Carney, 1990-00.....	320
2. Rolf Benirschke, 1977-86.....	208
3. Nate Kaeding, 2004-12.....	207
4. Nick Novak, 2011-14, 17.....	130
5. Dennis Pardee, 1968-75.....	121
6. George Blair, 1961-64.....	80
7. Ray Wersching, 1973-76.....	68
8. Josh Lambo, 2015-16.....	64
9. Dick Van Raaphorst, 1966-67.....	61
10. Steve Christie, 2001-03.....	57

**KICKOFF RETURN YARDS**

1. Darren Sproles, 2005-10.....	6,469
2. Ronney Jenkins, 2000-02.....	3,997
3. Andre Coleman, 1994-96.....	3,914
4. Leslie "Speedy" Duncan, 1964-70.....	3,386
5. James Brooks, 1981-83.....	2,305
6. Kenny Bynum, 1997-00.....	2,182
7. Lionel James, 1984-88.....	2,094
8. Nate Lewis, 1990-93.....	2,047
9. Artie Owens, 1976-79.....	1,998
10. Tim Dwight, 2001-04.....	1,876

**KICKOFF RETURN TOUCHDOWNS**

1. Andre Coleman, 1994-96.....	4
2. Ronney Jenkins, 2000-02.....	3
3. Darren Sproles, 2005-10.....	2
Anthony Miller, 1988-93.....	2
5. Micheal Spurlock, 2012.....	1
Tim Dwight, 2001-04.....	1
Richard Goodman, 2010-11.....	1
Rodney Harrison, 1994-02.....	1
Nate Lewis, 1990-93.....	1
Jamie Holland, 1987-89.....	1
Gary Anderson, 1985-88.....	1
Keith Lincoln, 1960-66.....	1

**KICKOFF RETURNS**

1. Darren Sproles, 2005-10.....	258
2. Andre Coleman, 1994-96.....	166
3. Ronney Jenkins, 2000-02.....	165
4. Leslie "Speedy" Duncan, 1964-70.....	134
5. Kenny Bynum, 1997-00.....	107
6. James Brooks, 1981-83.....	105
7. Lionel James, 1984-88.....	99
8. Nate Lewis, 1990-93.....	92
9. Artie Owens, 1976-79.....	88
10. Tim Dwight, 2001-04.....	80

**PUNT RETURN YARDS**

1. Mike Fuller, 1975-80.....	2,388
2. Leslie "Speedy" Duncan, 1964-70.....	1,651
3. Darrien Gordon, 1993-94, 96.....	1,407
4. Lionel James, 1984-88.....	1,193
5. Darren Sproles, 2005-10.....	935
6. Eric Parker, 2002-06.....	881
7. James Brooks, 1981-83.....	565
8. Tim Dwight, 2001-04.....	508
9. Eric Metcalf, 1997.....	489
10. <b>Desmond King, 2017-20.....</b>	<b>448</b>

**PUNT RETURN TOUCHDOWNS**

1. Leslie "Speedy" Duncan, 1964-70.....	4
2. Eric Metcalf, 1997.....	3
Darrien Gordon, 1993-94, 96.....	3
4. Desmond King, 2017-19.....	2
Darren Sproles, 2005-10.....	2
Lionel James, 1984-88.....	2
Mike Fuller, 1975-80.....	2
Ron Smith, 1973.....	2
9. Travis Benjamin, 2017-18.....	1
Micheal Spurlock, 2012.....	1
Tim Dwight, 2001-04.....	1
(4) others with 1 each	

**PUNT RETURNS**

1. Mike Fuller, 1975-80.....	212
2. Leslie "Speedy" Duncan, 1964-70.....	138
3. Lionel James, 1984-88.....	124
4. Darren Sproles, 2005-10.....	114
5. Eric Parker, 2002-06.....	105
6. Darrien Gordon, 1993-94, 96.....	103
7. James Brooks, 1981-83.....	52
8. <b>Desmond King, 2017-20.....</b>	<b>48</b>
9. Tim Dwight, 2001-04.....	46
10. Eric Metcalf, 1997.....	45

**MOST SEASONS**

1. David Binn, 1994-10.....	17
2. Philip Rivers, 2004-16.....	16
Antonio Gates, 2003-18.....	16
3. Dan Fouts, 1973-87.....	15
Russ Washington, 1968-82.....	15
6. Doug Wilkerson, 1971-84.....	14
Don Macek, 1976-89.....	14
8. Mike Scifres, 2003-15.....	13
Junior Seau, 1990-02.....	13
10. Jamal Williams, 1998-09.....	12

**MOST GAMES PLAYED**

1. David Binn, 1994-10.....	256
2. Antonio Gates, 2003-18.....	236
3. Philip Rivers, 2004-19.....	228
4. Junior Seau, 1990-02.....	200
Russ Washington, 1968-82.....	200
6. Mike Scifres, 2003-15.....	195
Doug Wilkerson, 1971-84.....	195
8. Dan Fouts, 1973-87.....	181
9. Quentin Jammer, 2002-12.....	172
10. Charlie Joiner, 1976-86.....	164
Woodrow Lowe, 1976-86.....	164

# SINGLE-SEASON TOP-10

## RUSHING YARDS

1. LaDainian Tomlinson, 2006	1,815
2. LaDainian Tomlinson, 2002	1,683
3. LaDainian Tomlinson, 2003	1,645
4. LaDainian Tomlinson, 2007	1,474
5. LaDainian Tomlinson, 2005	1,462
6. Natrone Means, 1994	1,350
7. LaDainian Tomlinson, 2004	1,335
8. Ryan Mathews, 2013	1,255
9. LaDainian Tomlinson, 2001	1,236
10. Marion Butts, 1990	1,225

## RUSHING TOUCHDOWNS

1. LaDainian Tomlinson, 2006	28
2. Chuck Muncie, 1981	19
3. LaDainian Tomlinson, 2005	18
4. LaDainian Tomlinson, 2004	17
5. LaDainian Tomlinson, 2007	15
6. LaDainian Tomlinson, 2002	14
7. LaDainian Tomlinson, 2003	13
8. LaDainian Tomlinson, 2009	12
Natrone Means, 1994	12
Chuck Muncie, 1983	12
Clarence Williams, 1979	12

## RUSHING ATTEMPTS

1. LaDainian Tomlinson, 2002	372
2. LaDainian Tomlinson, 2006	348
3. Natrone Means, 1994	343
4. LaDainian Tomlinson, 2005	339
LaDainian Tomlinson, 2004	339
LaDainian Tomlinson, 2001	339
7. LaDainian Tomlinson, 2007	315
8. LaDainian Tomlinson, 2003	313
9. Earnest Jackson, 1984	296
10. LaDainian Tomlinson, 2008	292

## TOTAL YARDS FROM SCRIMMAGE

1. LaDainian Tomlinson, 2003	2,370
2. LaDainian Tomlinson, 2006	2,323
3. LaDainian Tomlinson, 2002	2,172
4. LaDainian Tomlinson, 2007	1,949
5. LaDainian Tomlinson, 2005	1,832
6. LaDainian Tomlinson, 2004	1,776
7. LaDainian Tomlinson, 2001	1,603
8. Lance Alworth, 1965	1,590
9. Natrone Means, 1994	1,585
10. Melvin Gordon, 2017	1,581

## PASSING YARDS

1. Dan Fouts, 1981	4,802
2. Philip Rivers, 2015	4,792
3. Dan Fouts, 1980	4,715
4. Philip Rivers, 2010	4,710
5. Philip Rivers, 2011	4,624
6. Philip Rivers, 2019	4,615
7. Philip Rivers, 2017	4,515
8. Philip Rivers, 2013	4,478
9. Philip Rivers, 2016	4,386
10. Philip Rivers, 2018	4,308

## TOUCHDOWN PASSES

1. Philip Rivers, 2008	34
2. Philip Rivers, 2016	33
Dan Fouts, 1981	33
4. Philip Rivers, 2013	32
Philip Rivers, 2018	32
6. Philip Rivers, 2014	31
7. Philip Rivers, 2010	30
Dan Fouts, 1980	30
9. Philip Rivers, 2015	29
10. Philip Rivers, 2009	28
Philip Rivers, 2017	28

## PASS ATTEMPTS

1. Philip Rivers, 2015	661
2. Dan Fouts, 1981	609
3. Philip Rivers, 2019	591
4. Dan Fouts, 1980	589
5. Philip Rivers, 2011	582
6. Philip Rivers, 2016	578
7. Philip Rivers, 2017	575
8. Philip Rivers, 2014	570
9. Philip Rivers, 2013	544
10. Philip Rivers, 2010	541

## PASS COMPLETIONS

1. Philip Rivers, 2015	437
2. Philip Rivers, 2019	390
3. Philip Rivers, 2014	379
4. Philip Rivers, 2013	378
5. Philip Rivers, 2011	366
6. Dan Fouts, 1981	360
Philip Rivers, 2017	360
8. Philip Rivers, 2010	357
9. Philip Rivers, 2016	349
10. Dan Fouts, 1980	348

## PASSES INTERCEPTED

1. John Hadl, 1968	32
2. John Hadl, 1972	26
3. John Hadl, 1971	25
Jack Kemp, 1960	25
5. Dan Fouts, 1980	24
Dan Fouts, 1979	24
John Hadl, 1962	24
8. Dan Fouts, 1986	22
John Hadl, 1967	22
Jack Kemp, 1961	22

## RECEIVING YARDS

1. Lance Alworth, 1965	1,602
2. Keenan Allen, 2017	1,393
3. Lance Alworth, 1966	1,383
4. John Jefferson, 1980	1,340
5. Lance Alworth, 1968	1,312
6. Kellen Winslow, 1980	1,290
7. Anthony Miller, 1989	1,252
8. Lance Alworth, 1964	1,235
9. Tony Martin, 1995	1,224
10. Lance Alworth, 1963	1,205

## RECEIVING TOUCHDOWNS

1. Tony Martin, 1996	14
Lance Alworth, 1965	14
3. Antonio Gates, 2004	13
John Jefferson, 1980	13
John Jefferson, 1978	13
Lance Alworth, 1966	13
Lance Alworth, 1964	13
8. Antonio Gates, 2014	12
Gary Garrison, 1970	12
10. Lance Alworth, 1963	11

## RECEPTIONS

1. Keenan Allen, 2019	104
2. Keenan Allen, 2017	102
3. LaDainian Tomlinson, 2003	100
4. Keenan Allen, 2018	97
5. Austin Ekeler, 2019	92
6. Tony Martin, 1995	90
7. Antonio Gates, 2005	89
Kellen Winslow, 1980	89
9. Kellen Winslow, 1983	88
Kellen Winslow, 1981	88

## QUARTERBACK SACKS (since 1982)

1. Shawne Merriman, 2006	17
Leslie O'Neal, 1992	17
3. Lee Williams, 1986	15
4. Lee Williams, 1989	14
5. Leslie O'Neal, 1990	13.5
6. Marcellus Wiley, 2001	13
7. Shawne Merriman, 2007	12.5
Leslie O'Neal, 1995	12.5
Leslie O'Neal, 1994	12.5
Leslie O'Neal, 1989	12.5
Leslie O'Neal, 1986	12.5
Joey Bosa, 2017	12.5

## INTERCEPTIONS

1. Antonio Cromartie, 2007	10
2. Charlie McNeil, 1961	9
3. Ryan McNeil, 2001	8
Dick Harris, 1963	8
Claude Gibson, 1962	8
Bob Zeman, 1961	8
7. Casey Hayward, 2016	7
Darren Carrington, 1993	7
Eric Weddle, 2011	7
Gill Byrd, 1990	7
(8) others with 7 each	

## INTERCEPTION RETURN YARDS

1. Charlie McNeil, 1961	349
2. Stanley Richard, 1994	224
3. Vencie Glenn, 1987	166
4. Gill Byrd, 1984	157
5. Jeff Dale, 1986	153
6. Darren Carrington, 1992	152
7. Bob Laraba, 1961	151
8. Woodrow Lowe, 1979	150
9. Antonio Cromartie, 2007	144
10. Dick Harris, 1961	140

## INTERCEPTION RETURN TOUCHDOWNS

1. Dick Harris, 1961	3
2. Demorrio Williams, 2012	2
Clinton Hart, 2005	2
Stanley Richard, 1994	2
Gill Byrd, 1984	2
Woodrow Lowe, 1979	2
Kenny Graham, 1969	2
Joe Beauchamp, 1968	2
Bob Laraba, 1961	2
Charlie McNeil, 1961	2

## TOUCHDOWNS SCORED

1. LaDainian Tomlinson, 2006	31
2. LaDainian Tomlinson, 2005	20
3. Chuck Muncie, 1981	19
4. LaDainian Tomlinson, 2007	18
LaDainian Tomlinson, 2004	18
6. LaDainian Tomlinson, 2003	17
7. LaDainian Tomlinson, 2002	15
Lance Alworth, 1964	15
9. Tony Martin, 1996	14
Lance Alworth, 1965	14

## POINTS SCORED

1. LaDainian Tomlinson, 2006	186
2. Nate Kaeding, 2009	146
3. Nick Novak, 2013	144
4. Nate Kaeding, 2006	136
5. John Carney, 1994	135
6. Nate Kaeding, 2008	127
7. John Carney, 1993	124
8. Nick Novak, 2011	122
9. Josh Lambo, 2016	120
LaDainian Tomlinson, 2005	120

**FIELD GOALS**

1. Nick Novak, 2013 .....	34
John Carney, 1994 .....	34
3. Nate Kaeding, 2009 .....	32
4. John Carney, 1999 .....	31
John Carney, 1993 .....	31
6. John Carney, 1996 .....	29
7. Nick Novak, 2011 .....	27
Nate Kaeding, 2008 .....	27
9. Josh Lambo, 2016 .....	26
Josh Lambo, 2015 .....	26
(3) others with 26 each	

**FIELD GOAL ATTEMPTS**

1. John Carney, 1993 .....	40
2. John Carney, 1994 .....	38
3. Nick Novak, 2013 .....	37
4. John Carney, 1999 .....	36
John Carney, 1996 .....	36
Rolf Benirschke, 1980 .....	36
7. Nate Kaeding, 2009 .....	35
8. Nick Novak, 2011 .....	34
9. Josh Lambo, 2016 .....	32
Josh Lambo, 2015 .....	32
(4) others with 32 each	

**KICKOFF RETURN YARDS**

1. Ronney Jenkins, 2001 .....	1,541
2. Ronney Jenkins, 2000 .....	1,531
3. Darren Sproles, 2005 .....	1,528
4. Andre Coleman, 1995 .....	1,411
5. Darren Sproles, 2008 .....	1,376
6. Darren Sproles, 2009 .....	1,300
7. Andre Coleman, 1994 .....	1,293
8. Darren Sproles, 2010 .....	1,257
9. Tim Dwight, 2004 .....	1,222
10. Andre Coleman, 1996 .....	1,210

**KICKOFF RETURN TOUCHDOWNS**

1. Ronney Jenkins, 2001 .....	2
Andre Coleman, 1995 .....	2
Andre Coleman, 1994 .....	2
4. Micheal Spurlock, 2012 .....	1
Richard Goodman, 2011 .....	1
Darren Sproles, 2007, 2008 .....	1
Tim Dwight, 2004 .....	1
Ronney Jenkins, 2000 .....	1
Rodney Harrison, 1997 .....	1
Nate Lewis, 1991 .....	1
(6) others with 1 each	

**KICKOFF RETURNS**

1. Ronney Jenkins, 2000 .....	67
2. Darren Sproles, 2005 .....	63
3. Andre Coleman, 1995 .....	62
4. Ronney Jenkins, 2001 .....	58
5. Andre Coleman, 1996 .....	55
6. Darren Sproles, 2009 .....	54
7. Darren Sproles, 2008 .....	53
8. Darren Sproles, 2010 .....	51
9. Tim Dwight, 2004 .....	50
Leon Johnson, 2003 .....	50

**PUNT RETURN YARDS**

1. Darrien Gordon, 1996 .....	537
2. Eric Metcalf, 1997 .....	489
3. Darrien Gordon, 1994 .....	475
4. Leslie "Speedy" Duncan, 1965 .....	464
5. Mike Fuller, 1979 .....	448
6. Mike Fuller, 1978 .....	436
Mike Fuller, 1976 .....	436
8. Leslie "Speedy" Duncan, 1967 .....	434
9. Mike Fuller, 1975 .....	410
10. Lionel James, 1987 .....	400

**PUNT RETURN TOUCHDOWNS**

1. Eric Metcalf, 1997 .....	3
2. Darrien Gordon, 1994 .....	2
Ron Smith, 1973 .....	2
Leslie "Speedy" Duncan, 1965 .....	2
5. Desmond King, 2019 .....	1
Desmond King, 2018 .....	1
Travis Benjamin, 2017 .....	1
Micheal Spurlock, 2012 .....	1
Darren Sproles, 2007, 2009 .....	1
Tim Dwight, 2001 .....	1
Darrien Gordon, 1996 .....	1
(11) others with 1 each	

**PUNT RETURNS**

1. Mike Fuller, 1979 .....	46
2. Eric Metcalf, 1997 .....	45
3. Mike Fuller, 1978 .....	39
4. Eric Parker, 2006 .....	37
5. Darrien Gordon, 1996 .....	36
Darrien Gordon, 1994 .....	36
Mike Fuller, 1975 .....	36
Leslie "Speedy" Duncan, 1967 .....	36
9. Mike Fuller, 1976 .....	33
10. Latario Rachal, 1998 .....	32
Lionel James, 1987 .....	32

# CHARGERS 10 LONGEST

## RUNS FROM SCRIMMAGE

- 87t — Melvin Gordon at N.E. Oct. 29, 2017
- 87t — Paul Lowe at Dallas Sept. 10, 1961
- 86t — Keith Lincoln at Oakland Sept. 30, 1962
- 85t — LaDainian Tomlinson vs. K.C. Dec. 17, 2006
- 83t — Michael Turner at Ind. Dec. 18, 2005
- 80t — Brad Hubbert vs. N.Y. Jets Dec. 24, 1967
- 76 — LaDainian Tomlinson vs. Den. Dec. 1, 2002
- 76t — Keith Lincoln at Kansas City Oct. 20, 1963
- 74t — Michael Turner at Denver Oct. 7, 2007
- 73t — LaDainian Tomlinson vs. Minn. Nov. 9, 2003
- Chuck Muncie at Seattle, Nov. 16, 1981

## PASS COMPLETIONS

- 99t — Humphries to Martin at Sea. Sept. 18, 1994
- 91t — Kemp to Lincoln at Denver Nov. 12, 1961
- 88t — Luther to Duckworth vs. Chi. Dec. 3, 1984
- 85t — Hadl to Alworth at Boston Oct. 17, 1965
- Rote to Alworth at Denver Oct. 6, 1963
- 84t — Rivers to Ekeler at Jacksonville, Dec. 8, 2019
- Hadl to Garrison at N.Y. Jets Oct. 5, 1968
- 83t — Leaf to Graham at Denver Nov. 19, 2000
- 82t — Rote to Alworth vs. N.Y. Jets Dec. 6, 1964
- 81t — Rivers to Sproles vs. Balt. Sept. 20, 2009
- Fouts to Joiner vs. Houston Oct. 17, 1976

## FIELD GOALS

- 59 — Michael Badgley vs. Cincinnati Dec. 9, 2018
- 57 — Nate Kaeding at Tampa Bay Dec. 21, 2008
- 55 — N. Kaeding vs. Kansas City Nov. 29, 2009
- 54 — Josh Lambo vs. Pittsburgh Oct. 12, 2015
- Nate Kaeding at Baltimore Oct. 1, 2006
- John Carney at Kansas City Sept. 17, 2000
- John Carney vs. Buffalo Sept. 6, 1998
- John Carney vs. Seattle Nov. 10, 1991
- 53 — Nick Novak vs. Denver Nov. 27, 2011
- Nate Kaeding at Atlanta Oct. 17, 2004
- Steve Christie at Buffalo Dec. 15, 2002
- John Carney vs. Seattle Sept. 1, 1996
- John Carney at N.Y. Jets Nov. 24, 1991
- (2) others with 53-yard field goals each

## PUNTS

- 82 — Paul Maguire vs. Dallas Nov. 19, 1961
- 73 — Dennis Partee at Denver Oct. 17, 1971
- 72 — Mike Scifres at Buffalo Sept. 21, 2014
- 71 — Mike Scifres vs. Oakland Nov. 10, 2011
- Mike Scifres at Baltimore Oct. 1, 2006
- Mike Scifres vs. Oakland Dec. 4, 2005
- Maury Buford at Denver Sept. 12, 1982
- John Hadl at Denver Nov. 8, 1964
- 70 — Mike Scifres vs. Baltimore Nov. 25, 2007
- 69 — (2x) Last: Drew Kaser vs. Den. Oct. 22, 2017

## INTERCEPTION RETURNS

- 103t — Vencie Glenn vs. Denver Nov. 29, 1987
- 102t — Donald Frank at L.A. Raiders Oct. 31, 1993
- 100t — Leslie Duncan vs. Kansas City Oct. 15, 1967
- 99t — Shaun Gayle at N.Y. Giants Dec. 23, 1995
- Stanley Richard at Denver Sept. 4, 1994
- Gill Byrd at Kansas City Oct. 4, 1984
- 90t — Jahleel Addae vs. Kansas City Jan. 1, 2017
- Desmond King at Dallas Nov. 23, 2017
- 86 — Trevor Williams vs. San Fran. Sept. 30, 2018
- 83t — Willie Clark at Oakland Sept. 22, 1996
- 80t — Quentin Jammer vs. Denver Oct. 15, 2012
- Coy Bacon at Denver Nov. 11, 1973

## KICKOFF RETURNS

- 105t — Richard Goodman at Oakland Jan. 1, 2012
- 103t — Darren Sproles at Denver Sept. 14, 2008
- Keith Lincoln vs. N.Y. Titans Sept. 16, 1962
- 99t — Micheal Spurlock vs. Oakland Dec. 30, 2012
- 98t — Andre Coleman vs. San Fran. Jan. 29, 1995
- Gary Anderson at Denver, Nov. 17, 1985
- 95t — Nate Lewis vs. New Orleans, Nov. 17, 1991
- 94t — Jamie Holland vs. Kansas City Dec. 18, 1988
- 93t — Ronney Jenkins at Oakland Nov. 18, 2001
- R. Jenkins vs. New Orleans Sept. 10, 2000
- Anthony Miller at L.A. Rams, Nov. 20, 1988

## PUNT RETURNS

- 95t — Leslie Duncan vs. N.Y. Jets Nov. 24, 1968
- 90t — Darrien Gordon at L.A. Raiders Sept. 25, 1994
- 88t — Andre Coleman at Philadelphia Sept. 17, 1995
- Mike Fuller at New Orleans Oct. 9, 1977
- 85t — Eric Metcalf at Cincinnati Nov. 2, 1997
- 84t — Tim Dwight vs. Washington Sept. 9, 2001
- Ron Smith vs. New Orleans Nov. 18, 1973
- 83t — Eric Metcalf vs. Denver Nov. 30, 1997
- 82t — Paul Lowe at Boston Oct. 7, 1961
- 81t — Darrien Gordon vs. K.C. Sept. 29, 1996
- Lionel James vs. St. Louis, Sept. 20, 1987
- Leslie Duncan vs. Buffalo, Sept. 4, 1966

## FUMBLE RETURNS

- 86t — Eric Weddle vs. Atlanta Nov. 30, 2008
- 82t — Donnie Edwards at St. Louis Nov. 10, 2002
- 81t — Vencie Glenn vs. N.Y. Giants Oct. 22, 1989
- 79t — Marlon McCree vs. St. Louis Oct. 29, 2006
- 78t — Paul Bradford at San. Fran. Nov. 23, 1997
- 75t — Keith Browner (25 yds.) lateral to Sam Seale (50 yds.) at L.A. Rams Nov. 20, 1988
- 61t — Caraun Reid at Indianapolis Sept. 25, 2016
- 58t — Rick Redman vs. Miami Oct. 2, 1966
- 53t — Darrell Stuckey vs. New England Dec. 7, 2014
- 53 — Henry Rolling at L.A. Raiders Oct. 6, 1991

## BLOCKED PUNT RETURNS

- 35t — Bob Zeman at Boston Oct. 7, 1961
- 21t — Derrie Nelson vs. Dallas Nov. 13, 1983
- 19 — Pete Lazetich vs. Denver Sept. 24, 1972
- 5 — Gene Selawski at Oak. (at S.F.) Oct. 22, 1961
- 4 — Wayne Davis at Denver Nov. 17, 1985
- 3 — Steve Heiden at Carolina Dec. 17, 2000
- 0s — Carlos Polk at Arizona Sept. 22, 2002
- 0t — Jacob Hester at Kansas City Oct. 15, 2009
- Darryll Lewis vs. Indianapolis Sept. 26, 1999
- 0 — Corey Lynch at Oakland Sept. 10, 2012

## BLOCKED FIELD GOAL RETURNS

- 72t — Leslie Duncan vs. Denver Nov. 23, 1967
- 35 — Tom Day vs. Kansas City Oct. 15, 1967
- 28 — Jim Tolbert vs. St. Louis Nov. 15, 1971
- 27 — Kenny Graham at Kansas City Nov. 15, 1964
- 25 — Jeff Staggs vs. Houston, Oct. 25, 1970

## MISSED FIELD GOAL RETURNS

- 109t — Antonio Cromartie at Minnesota, Nov. 4, 2007 (NFL Record)

# OPPONENT 10 LONGEST

## RUNS FROM SCRIMMAGE

90t — Colin Kaepernick at S.F., Dec. 20, 2014  
 89t — Kenny King (at Oakland) Oct. 12, 1980  
 84t — Damien Williams (at K.C.) Dec. 29, 2019  
 81 — Billy Sims (Detroit) Sept. 30, 1984  
 77 — Napoleon Kaufman (at Oak.) Sept. 22, 1996  
 74t — Jack Spikes (at Dallas Texans) Sept. 10, 1961  
 71t — Corey Dillon (at Cincinnati) Nov. 2, 1997  
 69t — Kareem Hunt (K.C.) Sept. 24, 2017  
 69t — Herman Heard (at K.C.) Oct. 14, 1984  
 68 — Henry Bell (at Denver) Oct. 16, 1960

## PASS COMPLETIONS

99t — Green to Boerigter (at K.C.) Dec. 22, 2002  
 98t — Lee to Dewveall (at Houston) Nov. 25, 1962  
 96t — Montana to Rice (San Fran.) Nov. 27, 1988  
 93t — Morton to Watson (at Denver) Sept. 27, 1981  
 90t — DeBerg to Birden (at K.C.) Nov. 18, 1990  
 Davidson to Dorsey (Oakland) Dec. 2, 1962  
 89t — O'Donnell to Stone (at Pit.) Sept. 1, 1991  
 87t — Namath to Maynard (N.Y. Jets) Nov. 24, 1968  
 Tripacko to Frazier (at Denver) Nov. 12, 1961  
 Carr to Cooper (Oakland) Dec. 31, 2017  
 84t — Campbell to Kelly (Washington) Jan. 3, 2010  
 (4) other completions of 84t yards

## INTERCEPTION RETURNS

102t — Louis Breeden (Cincinnati) Nov. 8, 1981  
 99t — Janoris Jenkins (St. Louis) Nov. 23, 2014  
 Kevin Ross (Kansas City) Sept. 6, 1992  
 96t — Ray Griffin (at Cincinnati) Nov. 11, 1979  
 Bashaud Breeland (Washington) Dec. 10, 2017  
 91t — Chad Greenway (at Minnesota) Sept. 27, 2015  
 Fred Williamson (at Oakland) Sept. 30, 1962  
 90t — Leroy Butler (at Green Bay) Sept. 15, 1996  
 Deion Sanders (San Fran.) Dec. 11, 1994  
 87t — Mark McMillian (Kansas City) Dec. 14, 1997  
 83t — Leonard Johnson (at Tampa Bay) Nov. 11, 2012

## FUMBLE RETURNS

68 — A.J. Duhe (Miami) Oct. 15, 1978  
 65t — Tony Carter (Denver) Oct. 15, 2012  
 64t — Tyvon Branch (at Oakland) Oct. 10, 2010  
 63t — Joey Browner (at Minnesota) Sept. 2, 1984  
 63 — Rob Ninkovich (New England) Oct. 24, 2010  
 62 — Carlton Gray (at Seattle) Oct. 27, 1996  
 59t — George Atkinson (at Oakland) Nov. 25, 1973  
 56t — Ifeadi Odenigbo (Minnesota) Dec. 15, 2019  
 55t — Robert Lyles (at Houston) Dec. 6, 1987  
 54t — Mike Montgomery (Dallas) Nov. 5, 1972

## KICKOFF RETURNS

104t — Mecole Hardman (at K.C.) Dec. 29, 2019  
 Ira Mathews (at Oakland) Oct. 25, 1979  
 103t — Percy Harvin (vs. Minnesota) Sept. 11, 2011  
 101t — Leon Washington (at Seattle) Sept. 26, 2010  
 Brian Mitchell (at Washington) Dec. 6, 1998  
 99t — Leon Washington (at Seattle) Sept. 26, 2010  
 Byron Hanspard (Atlanta) Dec. 7, 1997  
 98t — Will Blackwell (Pittsburgh) Dec. 24, 2000  
 97t — Cassius Vaughn (at Denver) Jan. 2, 2011  
 Tim Brown (at L.A. Raiders) Sept. 4, 1988

## PUNT RETURNS

95t — Tyreek Hill (Kansas City) Jan. 1, 2017  
 94t — Dexter McCluster (at Kansas City) Sept. 13, 2010  
 92t — Rick Upchurch (at Denver) Oct. 3, 1976  
 91t — Tyreek Hill (Kansas City) Sept. 9, 2018  
 86t — Tamarick Vanover (at Kansas City) Oct. 9, 1995  
 82t — George Atkinson (at Oakland) Oct. 13, 1968  
 82 — Ray Buchanan (at Indianapolis) Nov. 3, 1996  
 81 — Dennis Northcutt (Cleveland) Nov. 5, 2006  
 80t — Phillip Buchanon (Oakland) Dec. 28, 2003  
 79t — Lemar Parrish (Cincinnati) Dec. 6, 1970

## BLOCKED PUNT RETURNS

37t — Frank Warren (New Orleans) Nov. 17, 1991  
 29t — Adam Hayward (at Tampa Bay) Nov. 11, 2012  
 16 — Randy McClanahan (at Oakland) Sept. 18, 1977  
 15 — Walt Landers (Green Bay) Sept. 24, 1978  
 14 — Glen Cadrez (Kansas City) Oct. 13, 2002  
 9 — Tyrone Braxton (Denver) Oct. 2, 1988  
 5t — Hiram Eugene (at Oakland) Oct. 10, 2010  
 2t — Jerry Robinson (L.A. Raiders) Nov. 20, 1986  
 Os — Nick Schommer (Tennessee) Oct. 31, 2010  
 Rock Cartwright (at Oakland) Oct. 10, 2010

## BLOCKED FIELD GOAL RETURNS

66 — Tommy Casanova (at Cincinnati) Sept. 22, 1974  
 65t — Matt Ware (at Philadelphia) Oct. 23, 2005  
 60 — Louis Wright (at Denver) Nov. 17, 1985  
 54t — Doug Evans (at Carolina) Dec. 17, 2000  
 42t — Ray McElroy (Indianapolis) Oct. 26, 1997  
 28 — John Barmlett (Denver) Nov. 27, 1966  
 17 — Charlie West (Minnesota) Dec. 5, 1971  
 Mike Statton (Buffalo) Oct. 1, 1967  
 16 — Fletcher Smith (Kansas City) Oct. 15, 1967

## FIELD GOALS

58 — Harrison Butker (at Kansas City) Sept. 20, 2020  
 Harrison Butker (at Kansas City) Sept. 20, 2020  
 Dan Miller (Baltimore Colts) Dec. 26, 1982  
 56 — Sebastian Janikowski (at Oakland) Oct. 9, 2016  
 55 — Jason Elam (Denver) Nov. 7, 1999  
 Gary Anderson (at Pittsburgh) Nov. 25, 1984  
 54 — Mason Crosby (Green Bay) Nov. 3, 2019  
 Cody Parkey (Miami) Sept. 17, 2017  
 Neil Rackers (at Cincinnati) Sept. 8, 2002  
 Jason Elam (Denver) (3x) Last: Dec. 1, 2002  
 Rian Lindell (Seattle) Dec. 30, 2001  
 Sebastian Janikowski (Oakland) Oct. 29, 2000  
 Kevin Butler (Chicago) Nov. 14, 1993  
 John Kasay (at Seattle) Nov. 10, 1991  
 Norm Johnson (at Seattle) Oct. 6, 1986  
 Raul Allegre (at Indianapolis) Nov. 4, 1984

## PUNTS

81 — Dustin Colquitt (at Kansas City) Dec. 2, 2007  
 79 — Drew Butler (at Pittsburgh) Dec. 9, 2012  
 77 — Greg Montgomery (Houston) Sept. 19, 1993  
 75 — Kevin Huber (Cincinnati) Dec. 1, 2013  
 74 — Bob Grupp (at Kansas City) Nov. 4, 1979  
 73 — Shane Lechler (Oakland) Sept. 28, 2003  
 72 — Ryan Plackemeier (at Seattle) Dec. 24, 2006  
 Chris Gardocki (Indianapolis) Oct. 26, 1997  
 Bob Scarpitto (at Denver) Oct. 22, 1967  
 Jerrel Wilson (Kansas City) Sept. 29, 1963



# LEAGUE STATS

LOS ANGELES CHARGERS / WEEK 3 / THROUGH MONDAY, SEPTEMBER 28, 2020

WON 1, LOST 2			* RUSHING	No.	Yds	Avg	Long	TD				
09/13 W 16-13	at Cincinnati		Ekeler	47	236	5.0	13	1				
09/20 L 20-23 OT	Kansas City		Kelley	43	167	3.9	26	1				
09/27 L 16-21	Carolina		Herbert	7	33	4.7	11	1				
10/04	at Tampa Bay		Reed	1	8	8.0	8	0				
10/12	at New Orleans		Taylor	6	7	1.2	4	0				
10/18	N.Y. Jets		Jackson	2	4	2.0	2	0				
10/25	at Miami		TEAM	106	455	4.3	26	3				
11/01	Jacksonville		OPPONENTS	71	328	4.6	25	1				
11/08	Las Vegas		* RECEIVING	No.	Yds	Avg	Long	TD				
11/22	at Denver		Allen	24	265	11.0	28	1				
11/29	at Buffalo		Henry	16	206	12.9	33	0				
12/06	New England		Ekeler	16	142	8.9	28	0				
12/13	Atlanta		Williams	7	100	14.3	37	0				
12/17	at Las Vegas		Kelley	4	58	14.5	35	0				
12/27	Denver		Guyton	4	53	13.3	16	1				
01/03	at Kansas City		Hill	1	15	15.0	15	0				
	LA-C	Opp.	Green	1	10	10.0	10	0				
TOTAL FIRST DOWNS	73	56	TEAM	73	849	11.6	37	2				
Rushing	27	15	OPPONENTS	72	730	10.1	54t	3				
Passing	42	39	* INTERCEPTIONS	No.	Yds	Avg	Long	TD				
Penalty	4	2	Ingram	1	0	0.0	0	0				
3rd Down: Made/Att	22/44	16/41	TEAM	1	0	0.0	0	0				
3rd Down Pct.	50.0	39.0	OPPONENTS	2	66	33.0	66	0				
4th Down: Made/Att	1/4	1/1	* PUNTING	No.	Yds	Avg	Net	TB	In	Lg	B	
4th Down Pct.	25.0	100.0	Long	11	494	44.9	40.1	0	4	63	0	
POSSESSION AVG.	32:10	27:50	TEAM	11	494	44.9	40.1	0	4	63	0	
TOTAL NET YARDS	1277	1011	OPPONENTS	15	740	49.3	42.7	4	6	70	0	
Avg. Per Game	425.7	337.0	* PUNT RETURNS	Ret	FC	Yds	Avg	Long	TD			
Total Plays	224	188	King	3	3	10	3.3	7	0			
Avg. Per Play	5.7	5.4	Hill	2	1	10	5.0	10	0			
NET YARDS RUSHING	455	328	TEAM	5	4	20	4.0	10	0			
Avg. Per Game	151.7	109.3	OPPONENTS	4	2	53	13.3	22	0			
Total Rushes	106	71	* KICKOFF RETURNS	No.	Yds	Avg	Long	TD				
NET YARDS PASSING	822	683	Reed	6	154	25.7	46	0				
Avg. Per Game	274.0	227.7	TEAM	6	154	25.7	46	0				
Sacked/Yards Lost	6/27	6/47	OPPONENTS	3	110	36.7	44	0				
Gross Yards	849	730	* FIELD GOALS	1-19	20-29	30-39	40-49	50+				
Att./Completions	112/73	111/72	Badgley	0/ 0	3/ 3	0/ 0	3/ 3	0/ 1				
Completion Pct.	65.2	64.9	TEAM	0/ 0	3/ 3	0/ 0	3/ 3	0/ 1				
Had Intercepted	2	1	OPPONENTS	0/ 0	3/ 3	3/ 4	1/ 1	3/ 3				
PUNTS/AVERAGE	11/44.9	15/49.3	Badgley: (24G, 43G, 50N, 22G) (41G, 23G) (41G)									
NET PUNTING AVG.	11/40.1	15/42.7	OPP: (50G, 43G, 31N) (58G, 30G, 58G) (29G, 24G, 30G, 22G, 31G)									
PENALTIES/YARDS	20/135	21/164										
FUMBLES/BALL LOST	5/3	2/1										
TOUCHDOWNS	5	4										
Rushing	3	1										
Passing	2	3										
Returns	0	0										
* SCORE BY PERIODS	Q1	Q2	Q3	Q4	OT	PTS						
TEAM	7	20	6	19	0	52						
OPPONENTS	13	18	9	14	3	57						
* SCORING	TD-Ru-Pa-Rt	K-PAT	FG	S	PTS							
Badgley	0 0 0 0	4/ 4	6/ 7	0	22							
Allen	1 0 1 0			0	6							
Ekeler	1 1 0 0			0	6							
Guyton	1 0 1 0			0	6							
Herbert	1 1 0 0			0	6							
Kelley	1 1 0 0			0	6							
TEAM	5 3 2 0	4/ 4	6/ 7	0	52							
OPPONENTS	4 1 3 0	1/ 3	10/11	0	57							
2-Pt Conv: TM	0-1, OPP	1-1										
SACKS: Bosa	3, Jenkins	1, Nwosu	1, Tillery	1,								
TM	6, OPP	6										
FUM/LOST: Allen	2/1, Herbert	2/1,										
Kelley	1/1											
* PASSING	Att	Cmp	Yds	Cmp%	Yds/Att	TD	TD%	Int	Int%	Long	Sack/Lost	Rating
Herbert	82	57	641	69.5	7.82	2	2.4	2	2.4	35	4/ 26	90.5
Taylor	30	16	208	53.3	6.93	0	0.0	0	0.0	37	2/ 1	75.4
TEAM	112	73	849	65.2	7.58	2	1.8	2	1.8	37	6/ 27	86.5
OPPONENTS	111	72	730	64.9	6.58	3	2.7	1	0.9	54t	6/ 47	88.8

TAMPA BAY BUCCANEERS / WEEK 3 / THROUGH MONDAY, SEPTEMBER 28, 2020

WON 2, LOST 1			* RUSHING	No.	Yds	Avg	Long	TD	
09/13 L 23-34	at New Orleans		Jones	37	142	3.8	21	1	
09/20 W 31-17	Carolina		Fournette	24	123	5.1	46t	2	
09/27 W 28-10	at Denver	5,226	Brady	9	9	1.0	4	1	
10/04	L.A. Chargers		S. Miller	2	7	3.5	6	0	
10/08	at Chicago		McCoy	1	-5	-5.0	-5	0	
10/18	Green Bay		TEAM	73	276	3.8	46t	4	
10/25	at Las Vegas		OPPONENTS	72	211	2.9	14	3	
11/02	at N.Y. Giants		* RECEIVING	No.	Yds	Avg	Long	TD	
11/08	New Orleans		Godwin	11	143	13.0	30	1	
11/15	at Carolina		S. Miller	10	167	16.7	47	0	
11/23	L.A. Rams		M. Evans	10	108	10.8	50	4	
11/29	Kansas City		Howard	8	96	12.0	33	1	
12/13	Minnesota		Gronkowski	8	59	7.4	10	0	
12/20	at Atlanta		McCoy	8	52	6.5	15	0	
12/27	at Detroit		Fournette	7	34	4.9	14	0	
01/03	Atlanta		Jones	6	40	6.7	11	0	
	T.B.	Opp.	Watson	3	54	18.0	36	0	
TOTAL FIRST DOWNS	60	55	TEAM	71	753	10.6	50	6	
Rushing	17	12	OPPONENTS	77	794	10.3	46	3	
Passing	33	37	* INTERCEPTIONS	No.	Yds	Avg	Long	TD	
Penalty	10	6	Edwards	1	30	30.0	30	0	
3rd Down: Made/Att	18/40	16/40	C. Davis	1	2	2.0	2	0	
3rd Down Pct.	45.0	40.0	Whitehead	1	0	0.0	0	0	
4th Down: Made/Att	2/2	1/4	David	1	-5	-5.0	-5	0	
4th Down Pct.	100.0	25.0	TEAM	4	27	6.8	30	0	
POSSESSION AVG.	29:02	30:58	OPPONENTS	3	97	32.3	44	1	
TOTAL NET YARDS	1002	924	* PUNTING	No.	Yds	Avg	Net TB	In Lg B	
Avg. Per Game	334.0	308.0	Pinion	14	623	44.5	38.9	1 5 59 0	
Total Plays	187	196	TEAM	14	623	44.5	38.9	1 5 59 0	
Avg. Per Play	5.4	4.7	OPPONENTS	14	591	42.2	39.3	1 6 57 1	
NET YARDS RUSHING	276	211	* PUNT RETURNS	Ret	FC	Yds	Avg	Long	TD
Avg. Per Game	92.0	70.3	Mickens	5	4	21	4.2	13	0
Total Rushes	73	72	TEAM	5	4	21	4.2	13	0
NET YARDS PASSING	726	713	OPPONENTS	6	6	58	9.7	18	0
Avg. Per Game	242.0	237.7	* KICKOFF RETURNS	No.	Yds	Avg	Long	TD	
Sacked/Yards Lost	5/27	12/81	Edwards	1	0	0.0	0	0	
Gross Yards	753	794	Mickens	1	17	17.0	17	0	
Att./Completions	109/71	112/77	TEAM	2	17	8.5	17	0	
Completion Pct.	65.1	68.8	* FIELD GOALS	1-19	20-29	30-39	40-49	50+	
Had Intercepted	3	4	Succop	0/ 0	0/ 0	3/ 3	1/ 1	0/ 1	
PUNTS/AVERAGE	14/44.5	14/42.2	TEAM	0/ 0	0/ 0	3/ 3	1/ 1	0/ 1	
NET PUNTING AVG.	14/38.9	14/39.3	OPPONENTS	0/ 0	3/ 3	0/ 0	0/ 0	1/ 1	
PENALTIES/YARDS	23/211	19/226	Succop: (54B,38G)(33G)(43G,35G)						
FUMBLES/BALL LOST	4/2	4/2	OPP: (29G,21G)(23G)(56G)						
TOUCHDOWNS	10	7							
Rushing	4	3							
Passing	6	3							
Returns	0	1							
* SCORE BY PERIODS	Q1	Q2	Q3	Q4	OT	PTS			
TEAM	31	20	15	16	0	82			
OPPONENTS	0	27	14	20	0	61			
* SCORING	TD-Ru-Pa-Rt	K-PAT	FG	S	PTS				
M. Evans	4 0 4 0				0 24				
Succop	0 0 0 0	8/ 9	4/ 5	0 20					
Fournette	2 2 0 0			0 12					
Brady	1 1 0 0			0 6					
Godwin	1 0 1 0			0 6					
Howard	1 0 1 0			0 6					
Jones	1 1 0 0			0 6					
Barrett	0 0 0 0			1 2					
TEAM	10 4 6 0	8/ 9	4/ 5	1 82					
OPPONENTS	7 3 3 1	7/ 7	4/ 4	0 61					
2-Pt Conv: TM 0-1, OPP 0-0									
SACKS: Pierre-Paul 3, Barrett 2, Suh 2,									
Winfield 2, Gholston 1, Veal 1, Whitehead 1,									
TM 12, OPP 5									
FUM/LOST: Brady 3/1, Edwards 1/1									

* PASSING	Att	Cmp	Yds	Cmp%	Yds/Att	TD	TD%	Int	Int%	Long	Sack/Lost	Rating
Brady	109	71	753	65.1	6.91	6	5.5	3	2.8	50	5/ 27	92.0
TEAM	109	71	753	65.1	6.91	6	5.5	3	2.8	50	5/ 27	92.0
OPPONENTS	112	77	794	68.8	7.09	3	2.7	4	3.6	46	12/ 81	83.0



**WEEK 3 / THROUGH MONDAY, SEPTEMBER 28, 2020**

TEAM RANKINGS

**American Football Conference**

	Offense			Defense		
	Total	Rush	Pass	Total	Rush	Pass
Balt.	11	3	16	9	6	14
Buff.	1	12	1	11	5	15
Cin.	13	15	9	13	15	4
Cleve.	9	2	14	4	3	11
Denver	15	14	13	10	4	16
Hou.	14	16	8	12	16	2
Ind.	6	9	4	*1	2	*1
Jax	10	10	10	7	8	10
K.C.	2	5	2	5	12	3
L.V.	8	8	6	15	13	9
L.A.-C	3	4	3	3	7	5
Miami	12	11	12	14	11	13
N.E.	4	*1	11	6	9	6
Jets	16	13	15	8	10	8
Pitt.	7	6	7	2	*1	7
Tenn.	5	7	5	16	14	12

**National Football Conference**

	Offense			Defense		
	Total	Rush	Pass	Total	Rush	Pass
Ariz.	6	3	8	5	5	4
Atl.	4	9	2	15	6	15
Car.	8	14	6	11	12	12
Chi.	9	5	12	9	9	8
Dallas	*1	10	*1	12	14	13
Det.	11	11	10	13	16	6
G.B.	2	1	4	8	7	9
Rams	3	2	5	10	10	11
Minn.	12	4	15	14	15	14
N.O.	10	12	7	6	3	10
Giants	16	16	14	7	11	5
Phil.	13	8	13	3	4	3
S.F.	7	6	9	1	8	1
Sea.	5	7	3	16	1	16
T.B.	14	15	11	2	2	7
Wash.	15	13	16	4	13	2

**National Football League**

	Offense			Defense		
	Total	Rush	Pass	Total	Rush	Pass
Ariz.	10	7	13	7	12	8
Atl.	7	18	3	31	13	31
Balt.	23	5	32	19	10	26
Buff.	4	24	2	21	8	27
Car.	16	26	9	22	21	24
Chi.	17	11	23	15	17	17
Cin.	27	30	20	24	31	6
Cleve.	20	3T	30	9	5	22
Dallas	*1	21	*1	26	23	28
Denver	29	29	27	20	7	29
Det.	19	22	16	28	30	13
G.B.	2	2	6	14	14	18
Hou.	28	31	18T	23	32	3
Ind.	12	15	10	*1	4	*1
Jax	21	19	21	16	15	19
K.C.	5	9	4	11	27	4
L.V.	15	14	14	27	28	16
L.A.-C	6	6	8	8	11	9
Rams	3	3T	7	18	18	21
Miami	26	20	25	25	25	25
Minn.	22	8	28	30	26	30
N.E.	8	*1	22	12T	19	11
N.O.	18	23	12	10	6	20
Giants	31	32	26	12T	20	10
Jets	32	28	31	17	24	15
Phil.	24	17	24	5	9	7
Pitt.	13	10	17	2	*1	12
S.F.	14	12	15	3	16	2
Sea.	9	16	5	32	2	32
T.B.	25	27	18T	4	3	14
Tenn.	11	13	11	29	29	23
Wash.	30	25	29	6	22	5

T = Tied for position

\* = League Leader

**WEEK 3 / THROUGH MONDAY, SEPTEMBER 28, 2020**

<b>OFFENSE</b>	<b>Denv.</b>	<b>NY-J</b>	<b>Ariz.</b>	<b>Car.</b>	<b>Balt.</b>	<b>Wash.</b>	<b>Clev.</b>	<b>Dal.</b>
GAMES (Won-Lost)	0-3	0-3	2-1	1-2	2-1	1-2	2-1	1-2
FIRST DOWNS	55	47	79	60	62	56	62	84
Rushing	13	16	31	15	26	18	26	23
Passing	33	25	41	41	32	33	31	54
Penalty	9	6	7	4	4	5	5	7
YDS GAINED (tot)	868	791	1219	1117	1016	864	1040	1472
Avg per Game	289.3	263.7	406.3	372.3	338.7	288.0	346.7	490.7
RUSHING (net)	253	265	449	297	499	300	511	322
Avg per Game	84.3	88.3	149.7	99.0	166.3	100.0	170.3	107.3
Rushes	66	73	95	75	88	81	99	79
Yards per Rush	3.8	3.6	4.7	4.0	5.7	3.7	5.2	4.1
PASSING (net)	615	526	770	820	517	564	529	1150
Avg per Game	205.0	175.3	256.7	273.3	172.3	188.0	176.3	383.3
Passes Att.	111	96	113	104	78	101	85	145
Completed	66	59	75	77	54	57	53	96
Pct Completed	59.5	61.5	66.4	74.0	69.2	56.4	62.4	66.2
Yards Gained	721	562	786	871	585	625	564	1188
Sacked	13	6	6	8	10	10	4	6
Yards Lost	106	36	16	51	68	61	35	38
Had intercepted	3	4	5	2	0	3	2	2
Yards Opp Ret	49	91	75	2	0	51	38	4
Opp TDs on Int	0	2	0	0	0	0	0	0
PUNTS	15	16	10	8	8	16	9	8
Avg Yards	42.6	44.4	48.0	51.3	45.8	47.5	45.4	42.3
PUNT RETURNS	4	0	4	5	4	11	4	6
Avg Return	7.8	0.0	3.3	7.2	12.5	5.2	6.3	9.3
Returned for TD	0	0	0	0	0	0	0	0
KICKOFF RETURNS	3	9	7	5	7	3	1	8
Avg Return	18.7	20.3	20.1	28.8	34.0	14.0	31.0	19.3
Returned for TD	0	0	0	0	1	0	0	0
PENALTIES	13	21	27	17	16	17	22	24
Yards Penalized	116	217	247	172	132	137	206	184
FUMBLES BY	7	1	3	3	5	8	4	5
Fumbles Lost	2	1	0	2	2	4	2	4
Opp Fumbles	3	4	2	6	5	5	8	2
Opp Fum Lost	1	2	2	4	4	1	4	1
POSS. TIME (avg)	28:16	25:27	30:47	30:43	30:18	27:20	30:00	26:00
TOUCHDOWNS	5	4	9	6	10	8	10	11
Rushing	1	1	5	4	3	4	5	6
Passing	4	3	4	2	5	4	5	5
Returns	0	0	0	0	2	0	0	0
EXTRA-PT KICKS	4/4	4/4	8/9	3/5	10/10	5/6	9/10	7/9
2-PT CONVERSIONS	1/1	0/0	0/0	1/1	0/0	0/2	0/0	0/2
FIELD GOALS/FGA	3/4	3/3	5/7	9/9	7/7	3/4	2/3	5/6
POINTS SCORED	45	37	77	68	91	62	75	88

<b>DEFENSE</b>	<b>Denv.</b>	<b>NY-J</b>	<b>Ariz.</b>	<b>Car.</b>	<b>Balt.</b>	<b>Wash.</b>	<b>Clev.</b>	<b>Dal.</b>
POINTS ALLOWED	70	94	61	81	56	81	88	97
OPP FIRST DOWNS	62	69	59	69	67	60	72	68
Rushing	15	17	16	22	13	17	20	20
Passing	44	43	36	40	47	38	48	42
Penalty	3	9	7	7	7	5	4	6
OPP YARDS GAINED	1140	1116	1004	1147	1127	1003	1043	1214
Avg per Game	380.0	372.0	334.7	382.3	375.7	334.3	347.7	404.7
OPP RUSHING(net)	307	399	330	372	321	375	282	383
Avg per Game	102.3	133.0	110.0	124.0	107.0	125.0	94.0	127.7
Rushes	81	92	75	76	75	86	76	100
Yards per Rush	3.8	4.3	4.4	4.9	4.3	4.4	3.7	3.8
OPP PASSING(net)	833	717	674	775	806	628	761	831
Avg per Game	277.7	239.0	224.7	258.3	268.7	209.3	253.7	277.0
Passes Att.	122	98	97	114	117	103	124	108
Completed	83	74	60	80	77	66	79	71
Pct Completed	68.0	75.5	61.9	70.2	65.8	64.1	63.7	65.7
Sacked	4	6	11	2	6	13	8	6
Yards Lost	24	31	78	11	43	84	63	32
INTERCEPTED BY	1	1	0	2	2	3	3	1
Yards Returned	37	23	0	110	17	33	51	0
Returned for TD	0	0	0	0	0	0	0	0
OPP PUNT RETURNS	8	7	7	5	3	7	5	1
Avg return	8.1	13.1	9.3	9.4	6.0	4.3	9.8	0.0
OPP KICKOFF RET	5	5	6	1	2	2	4	6
Avg return	24.8	22.0	17.7	23.0	18.0	15.5	37.8	18.0
OPP TOUCHDOWNS	8	11	6	10	7	9	11	11
Rushing	1	4	1	7	1	4	3	2
Passing	7	5	5	3	6	5	8	9
Returns	0	2	0	0	0	0	0	0

**WEEK 3 / THROUGH MONDAY, SEPTEMBER 28, 2020**

<b>OFFENSE</b>	<b>Ind.</b>	<b>Chi.</b>	<b>Jax</b>	<b>Cin.</b>	<b>LA-C</b>	<b>T.B.</b>	<b>Minn.</b>	<b>Hou.</b>
GAMES (Won-Lost)	2-1	3-0	1-2	0-2-1	1-2	2-1	0-3	0-3
FIRST DOWNS	72	68	69	73	73	60	59	52
Rushing	22	22	18	14	27	17	23	11
Passing	41	40	45	53	42	33	28	40
Penalty	9	6	6	6	4	10	8	1
YDS GAINED (tot)	1152	1104	1039	952	1277	1002	1021	924
Avg per Game	384.0	368.0	346.3	317.3	425.7	334.0	340.3	308.0
RUSHING (net)	358	414	328	238	455	276	440	198
Avg per Game	119.3	138.0	109.3	79.3	151.7	92.0	146.7	66.0
Rushes	93	85	67	70	106	73	73	54
Yards per Rush	3.8	4.9	4.9	3.4	4.3	3.8	6.0	3.7
PASSING (net)	794	690	711	714	822	726	581	726
Avg per Game	264.7	230.0	237.0	238.0	274.0	242.0	193.7	242.0
Passes Att.	96	115	107	141	112	109	78	95
Completed	74	67	79	91	73	71	46	64
Pct Completed	77.1	58.3	73.8	64.5	65.2	65.1	59.0	67.4
Yards Gained	811	748	787	821	849	753	623	792
Sacked	3	7	10	14	6	5	7	13
Yards Lost	17	58	76	107	27	27	42	66
Had intercepted	3	4	3	1	2	3	6	3
Yards Opp Ret	34	36	45	0	66	97	63	56
Opp TDs on Int	0	0	0	0	0	1	0	0
PUNTS	6	12	8	15	11	14	9	12
Avg Yards	43.7	46.8	46.6	48.4	44.9	44.5	42.2	46.2
PUNT RETURNS	6	2	2	6	5	5	0	5
Avg Return	10.7	3.0	4.0	11.0	4.0	4.2	0.0	9.2
Returned for TD	0	0	0	0	0	0	0	0
KICKOFF RETURNS	6	10	4	5	6	2	8	7
Avg Return	20.8	29.4	18.5	34.0	25.7	8.5	23.5	20.0
Returned for TD	0	0	0	0	0	0	0	0
PENALTIES	18	21	22	20	20	23	14	13
Yards Penalized	213	176	184	162	135	211	85	108
FUMBLES BY	1	4	3	4	5	4	2	1
Fumbles Lost	0	0	1	2	3	2	1	1
Opp Fumbles	0	1	0	2	2	4	4	1
Opp Fum Lost	0	1	0	0	1	2	0	0
POSS. TIME (avg)	33:59	32:48	28:32	30:14	32:10	29:02	22:56	24:30
TOUCHDOWNS	8	9	9	6	5	10	9	7
Rushing	3	0	3	1	3	4	4	3
Passing	3	9	6	5	2	6	5	4
Returns	2	0	0	0	0	0	0	0
EXTRA-PT KICKS	8/8	8/8	7/9	6/6	4/4	8/9	4/4	6/6
2-PT CONVERSIONS	0/0	0/1	0/0	0/0	0/1	0/1	4/5	0/1
FIELD GOALS/FGA	8/10	4/6	3/3	8/9	6/7	4/5	3/4	3/4
POINTS SCORED	84	74	70	66	52	82	75	57

<b>DEFENSE</b>	<b>Ind.</b>	<b>Chi.</b>	<b>Jax</b>	<b>Cin.</b>	<b>LA-C</b>	<b>T.B.</b>	<b>Minn.</b>	<b>Hou.</b>
POINTS ALLOWED	45	62	84	74	57	61	102	95
OPP FIRST DOWNS	44	69	73	69	56	55	78	76
Rushing	14	17	22	33	15	12	32	30
Passing	23	42	38	30	39	37	40	40
Penalty	7	10	13	6	2	6	6	6
OPP YARDS GAINED	676	1092	1093	1177	1011	924	1320	1163
Avg per Game	225.3	364.0	364.3	392.3	337.0	308.0	440.0	387.7
OPP RUSHING(net)	280	357	349	545	328	211	443	565
Avg per Game	93.3	119.0	116.3	181.7	109.3	70.3	147.7	188.3
Rushes	70	72	92	110	71	72	107	109
Yards per Rush	4.0	5.0	3.8	5.0	4.6	2.9	4.1	5.2
OPP PASSING(net)	396	735	744	632	683	713	877	598
Avg per Game	132.0	245.0	248.0	210.7	227.7	237.7	292.3	199.3
Passes Att.	75	120	90	100	111	112	106	92
Completed	47	68	72	61	72	77	74	65
Pct Completed	62.7	56.7	80.0	61.0	64.9	68.8	69.8	70.7
Sacked	9	7	3	5	6	12	3	7
Yards Lost	58	41	18	20	47	81	22	54
INTERCEPTED BY	6	3	2	3	1	4	2	0
Yards Returned	150	16	34	30	0	27	16	0
Returned for TD	2	0	0	0	0	0	0	0
OPP PUNT RETURNS	0	5	3	5	4	6	7	3
Avg return	0.0	11.8	9.3	4.4	13.3	9.7	6.4	11.0
OPP KICKOFF RET	10	6	9	1	3	0	4	7
Avg return	20.2	24.7	19.4	46.0	36.7	0.0	18.8	21.4
OPP TOUCHDOWNS	5	6	10	8	4	7	9	10
Rushing	1	4	3	5	1	3	4	3
Passing	4	2	7	3	3	3	5	6
Returns	0	0	0	0	0	1	0	1

**WEEK 3 / THROUGH MONDAY, SEPTEMBER 28, 2020**

<b>OFFENSE</b>	<b>N.O.</b>	<b>Det.</b>	<b>Pitt.</b>	<b>Tenn.</b>	<b>Sea.</b>	<b>Miami</b>	<b>NY-G</b>	<b>LA-R</b>
GAMES (Won-Lost)	1-2	1-2	3-0	3-0	3-0	1-2	0-3	2-1
FIRST DOWNS	65	66	63	72	67	71	55	81
Rushing	18	18	19	23	20	22	9	35
Passing	41	40	42	42	41	40	39	44
Penalty	6	8	2	7	6	9	7	2
YDS GAINED (tot)	1092	1055	1146	1175	1224	973	817	1349
Avg per Game	364.0	351.7	382.0	391.7	408.0	324.3	272.3	449.7
RUSHING (net)	316	317	419	387	355	324	170	511
Avg per Game	105.3	105.7	139.7	129.0	118.3	108.0	56.7	170.3
Rushes	73	77	90	103	76	85	53	111
Yards per Rush	4.3	4.1	4.7	3.8	4.7	3.8	3.2	4.6
PASSING (net)	776	738	727	788	869	649	647	838
Avg per Game	258.7	246.0	242.3	262.7	289.7	216.3	215.7	279.3
Passes Att.	105	106	109	104	103	97	113	90
Completed	74	66	73	70	79	69	68	63
Pct Completed	70.5	62.3	67.0	67.3	76.7	71.1	60.2	70.0
Yards Gained	798	811	777	809	925	679	699	863
Sacked	3	9	5	3	9	5	9	4
Yards Lost	22	73	50	21	56	30	52	25
Had intercepted	1	2	1	1	1	3	4	2
Yards Opp Ret	6	12	37	16	43	20	10	0
Opp TDs on Int	0	1	0	0	1	0	0	0
PUNTS	12	13	13	10	15	12	9	5
Avg Yards	40.7	53.1	43.8	46.9	51.6	48.2	46.8	47.6
PUNT RETURNS	5	2	7	6	3	5	4	1
Avg Return	14.6	17.5	9.0	4.0	11.7	7.2	12.5	8.0
Returned for TD	0	0	0	0	0	0	0	0
KICKOFF RETURNS	5	5	6	6	7	2	6	3
Avg Return	28.4	28.2	28.0	17.2	22.6	15.5	18.8	18.0
Returned for TD	0	0	0	0	0	0	0	0
PENALTIES	24	22	15	13	20	13	12	12
Yards Penalized	331	193	124	112	144	106	63	88
FUMBLES BY	3	0	6	2	3	2	5	4
Fumbles Lost	1	0	2	0	1	0	3	2
Opp Fumbles	4	1	2	8	2	4	4	2
Opp Fum Lost	2	0	1	2	2	3	1	2
POSS. TIME (avg)	27:48	29:40	32:41	30:17	31:30	30:13	24:41	33:01
TOUCHDOWNS	10	7	9	8	15	8	3	11
Rushing	3	2	2	2	1	4	1	6
Passing	6	5	7	6	14	4	2	5
Returns	1	0	0	0	0	0	0	0
EXTRA-PT KICKS	10/10	7/7	7/8	5/7	14/14	6/6	2/2	9/10
2-PT CONVERSIONS	0/0	0/0	1/1	0/1	1/1	2/2	0/1	1/1
FIELD GOALS/FGA	6/6	7/9	5/5	9/12	1/1	4/4	6/7	4/6
POINTS SCORED	88	70	80	80	111	70	38	89

<b>DEFENSE</b>	<b>N.O.</b>	<b>Det.</b>	<b>Pitt.</b>	<b>Tenn.</b>	<b>Sea.</b>	<b>Miami</b>	<b>NY-G</b>	<b>LA-R</b>
POINTS ALLOWED	94	92	58	74	86	65	79	71
OPP FIRST DOWNS	75	80	56	71	84	74	66	72
Rushing	18	26	8	25	14	30	19	28
Passing	42	44	40	43	65	37	44	41
Penalty	15	10	8	3	5	7	3	3
OPP YARDS GAINED	1056	1228	870	1267	1492	1198	1073	1118
Avg per Game	352.0	409.3	290.0	422.3	497.3	399.3	357.7	372.7
OPP RUSHING(net)	300	517	162	498	200	401	369	358
Avg per Game	100.0	172.3	54.0	166.0	66.7	133.7	123.0	119.3
Rushes	87	90	61	86	67	82	97	74
Yards per Rush	3.4	5.7	2.7	5.8	3.0	4.9	3.8	4.8
OPP PASSING(net)	756	711	708	769	1292	797	704	760
Avg per Game	252.0	237.0	236.0	256.3	430.7	265.7	234.7	253.3
Passes Att.	106	101	107	105	155	96	96	115
Completed	72	61	64	68	104	69	64	75
Pct Completed	67.9	60.4	59.8	64.8	67.1	71.9	66.7	65.2
Sacked	7	3	15	4	5	7	8	7
Yards Lost	50	41	111	37	27	48	58	59
INTERCEPTED BY	2	3	4	4	4	1	2	3
Yards Returned	53	58	32	52	4	1	13	0
Returned for TD	1	0	0	0	0	0	0	0
OPP PUNT RETURNS	2	3	8	3	6	4	3	1
Avg return	2.5	2.0	8.9	5.3	6.8	6.5	4.3	20.0
OPP KICKOFF RET	5	10	6	3	5	2	5	7
Avg return	15.2	24.3	18.8	15.7	19.8	11.5	25.2	26.0
OPP TOUCHDOWNS	11	11	7	10	11	9	9	9
Rushing	3	3	1	3	4	5	3	4
Passing	8	7	6	7	6	4	6	5
Returns	0	1	0	0	1	0	0	0

**WEEK 3 / THROUGH MONDAY, SEPTEMBER 28, 2020**

<b>OFFENSE</b>	<b>Buff.</b>	<b>L.V.</b>	<b>N.E.</b>	<b>K.C.</b>	<b>Phil.</b>	<b>S.F.</b>	<b>Atl.</b>	<b>G.B.</b>
GAMES (Won-Lost)	3-0	2-1	2-1	3-0	0-2-1	2-1	0-3	3-0
FIRST DOWNS	77	73	83	80	71	64	72	81
Rushing	23	22	37	22	26	16	15	26
Passing	46	42	38	53	37	41	51	44
Penalty	8	9	8	5	8	7	6	11
YDS GAINED (tot)	1302	1124	1227	1300	1009	1145	1257	1379
Avg per Game	434.0	374.7	409.0	433.3	336.3	381.7	419.0	459.7
RUSHING (net)	311	375	534	423	353	398	329	515
Avg per Game	103.7	125.0	178.0	141.0	117.7	132.7	109.7	171.7
Rushes	76	88	105	87	79	89	80	93
Yards per Rush	4.1	4.3	5.1	4.9	4.5	4.5	4.1	5.5
PASSING (net)	991	749	693	877	656	747	928	864
Avg per Game	330.3	249.7	231.0	292.3	218.7	249.0	309.3	288.0
Passes Att.	114	100	91	121	132	96	129	106
Completed	81	74	62	82	79	66	80	71
Pct Completed	71.1	74.0	68.1	67.8	59.8	68.8	62.0	67.0
Yards Gained	1038	784	714	898	737	804	961	887
Sacked	8	5	5	2	11	8	5	2
Yards Lost	47	35	21	21	81	57	33	23
Had intercepted	1	0	2	0	6	1	2	0
Yards Opp Ret	0	0	24	0	32	23	1	0
Opp TDs on Int	0	0	0	0	0	0	0	0
PUNTS	7	8	7	9	13	9	12	5
Avg Yards	47.6	42.6	46.7	46.1	51.8	41.9	40.9	41.2
PUNT RETURNS	7	3	3	2	5	3	4	3
Avg Return	12.3	14.0	3.7	11.5	3.2	9.7	10.0	2.0
Returned for TD	0	0	0	0	0	0	0	0
KICKOFF RETURNS	4	4	5	4	3	4	5	5
Avg Return	25.8	20.0	23.2	24.5	20.3	21.8	17.6	16.4
Returned for TD	0	0	0	0	0	0	0	0
PENALTIES	18	12	7	18	19	16	21	16
Yards Penalized	189	93	92	133	143	157	198	133
FUMBLES BY	4	6	2	1	6	2	1	1
Fumbles Lost	4	4	1	1	2	0	1	0
Opp Fumbles	5	0	4	4	3	6	7	3
Opp Fum Lost	2	0	3	1	1	2	3	1
POSS. TIME (avg)	32:40	30:57	32:43	31:03	30:41	33:30	29:27	35:54
TOUCHDOWNS	12	10	11	11	6	10	10	14
Rushing	2	4	7	2	3	5	3	4
Passing	10	6	2	9	3	5	7	9
Returns	0	0	2	0	0	0	0	1
EXTRA-PT KICKS	12/12	10/10	9/10	8/10	5/5	9/9	6/8	13/13
2-PT CONVERSIONS	0/0	0/0	0/1	1/1	0/1	0/1	0/2	1/1
FIELD GOALS/FGA	3/5	6/7	4/6	5/6	6/7	6/7	8/9	7/7
POINTS SCORED	93	88	87	91	59	87	90	122

<b>DEFENSE</b>	<b>Buff.</b>	<b>L.V.</b>	<b>N.E.</b>	<b>K.C.</b>	<b>Phil.</b>	<b>S.F.</b>	<b>Atl.</b>	<b>G.B.</b>
POINTS ALLOWED	77	90	66	60	87	46	108	85
OPP FIRST DOWNS	71	73	64	65	72	59	79	65
Rushing	23	30	23	29	18	21	23	23
Passing	43	38	35	32	47	30	49	36
Penalty	5	5	6	4	7	8	7	6
OPP YARDS GAINED	1142	1218	1073	1067	992	912	1390	1086
Avg per Game	380.7	406.0	357.7	355.7	330.7	304.0	463.3	362.0
OPP RUSHING(net)	318	491	367	459	319	350	339	345
Avg per Game	106.0	163.7	122.3	153.0	106.3	116.7	113.0	115.0
Rushes	69	87	79	87	93	80	76	63
Yards per Rush	4.6	5.6	4.6	5.3	3.4	4.4	4.5	5.5
OPP PASSING(net)	824	727	706	608	673	562	1051	741
Avg per Game	274.7	242.3	235.3	202.7	224.3	187.3	350.3	247.0
Passes Att.	114	100	90	93	102	104	135	94
Completed	75	65	65	57	68	64	94	68
Pct Completed	65.8	65.0	72.2	61.3	66.7	61.5	69.6	72.3
Sacked	8	3	5	10	12	5	6	8
Yards Lost	40	16	34	53	84	26	37	50
INTERCEPTED BY	2	2	4	2	0	2	2	2
Yards Returned	0	30	63	39	0	16	23	3
Returned for TD	0	0	1	0	0	0	0	1
OPP PUNT RETURNS	2	3	2	3	10	2	3	1
Avg return	5.5	13.3	8.5	12.7	6.2	4.0	8.0	14.0
OPP KICKOFF RET	3	7	5	9	3	8	10	6
Avg return	15.7	27.1	24.6	30.0	19.3	21.9	24.0	28.2
OPP TOUCHDOWNS	9	10	8	7	10	4	14	10
Rushing	4	6	1	3	4	2	5	3
Passing	5	3	7	3	6	2	9	7
Returns	0	1	0	1	0	0	0	0

WEEK 3 / THROUGH MONDAY, SEPTEMBER 28, 2020

<b>OFFENSE</b>	<b>NFL/Avg</b>
GAMES (Won-Lost)	---
FIRST DOWNS	67.9
Rushing	21.0
Passing	40.4
Penalty	6.4
YDS GAINED (tot)	1107.3
Avg per Game	369.1
RUSHING (net)	363.8
Avg per Game	121.3
Rushes	82.6
Yards per Rush	4.4
PASSING (net)	743.5
Avg per Game	247.8
Passes Att.	106.3
Completed	70.6
Pct Completed	66.4
Yards Gained	789.7
Sacked	6.9
Yards Lost	46.2
Had intercepted	2.3
Yards Opp Ret	29.1
Opp TDs on Int	0.2
PUNTS	10.5
Avg Yards	46.1
PUNT RETURNS	4.1
Avg Return	8.2
Returned for TD	0.0
KICKOFF RETURNS	5.2
Avg Return	22.9
Returned for TD	0.0
PENALTIES	17.7
Yards Penalized	155.8
FUMBLES BY	3.4
Fumbles Lost	1.5
Opp Fumbles	3.4
Opp Fum Lost	1.5
POSS. TIME (avg)	30:00
TOUCHDOWNS	8.8
Rushing	3.2
Passing	5.4
Returns	0.3
EXTRA POINTS(tot)	92%
Kicks Made/2Pt	45%
FIELD GOALS/FGA	5/6
POINTS SCORED	76.4

<b>DEFENSE</b>	<b>NFL/Avg</b>
POINTS ALLOWED	76.4
OPP FIRST DOWNS	67.9
Rushing	21.0
Passing	40.4
Penalty	6.4
OPP YARDS GAINED	1107.3
Avg per Game	369.1
OPP RUSHING(net)	363.8
Avg per Game	121.3
Rushes	82.6
Yards per Rush	4.4
OPP PASSING(net)	743.5
Avg per Game	247.8
Passes Att.	106.3
Completed	70.6
Pct Completed	66.4
Sacked	6.9
Yards Lost	46.2
INTERCEPTED BY	2.3
Yards Returned	29.1
Returned for TD	0.2
OPP PUNT RETURNS	4.1
Avg return	8.2
OPP KICKOFF RET	5.2
Avg return	22.9
OPP TOUCHDOWNS	8.8
Rushing	3.2
Passing	5.4
Returns	0.3

**WEEK 3 / THROUGH MONDAY, SEPTEMBER 28, 2020**

**AFC / TEAM/OFFENSE RANK**

Tm	(A)	(B)	(C)	(D)	(E)	(F)	(G)	(H)	(I)	(J)	(K)	(L)	(M)	(N)	(O)	(P)	(Q)
BAL	11	6	3	1	16	13	1t	15	12t	9	7	2	1t	9	5	2t	1t
BUF	1	1	12	9	1	1	5	11	3	4t	1t	3	5	3	1	1	16
CIN	13	16	15	16	9	16	4	13	4t	13	1t	5	1t	1	8	12	6
CLE	9	12	2	2	14	12	10	5	12t	12	12	11	3	10	11	9	14t
DEN	15	14	14	11	13	15	11	14	14	14	15t	9	13	16	12	15	11t
HOU	14	7	16	14	8	8	15	16	15	11	9t	7	11t	7	6	13	11t
IND	6	4	9	10	4	2	14	3	7t	16	8	6	9	14	4	6	10
JAC	10	9	10	4	10	11	12	12	10	2	13t	12t	14	6	9	10t	1t
KC	2	2	5	5	2	6	1t	1	2	1	9t	4	7	8	14	2t	9
LV	8	5	8	8	6	5	1t	6	4t	3	1t	1	11t	15	13	4	7t
LAC	3	8	4	7	3	7	8	8	4t	4t	13t	12t	6	11	10	14	7t
MIA	12	13	11	12	12	10	13	7	9	7	9t	10	16	2	2	10t	1t
NE	4	3	1	3	11	4	9	9	1	6	1t	15	8	5	3	5	14t
NYJ	16	15	13	15	15	14	16	10	16	15	15t	16	10	12	15	16	1t
PIT	7	10	6	6	7	9	6	4	11	10	6	8	4	13	16	7t	1t
TEN	5	11	7	13	5	3	7	2	7t	8	1t	12t	15	4	7	7t	11t

**AFC / OPPONENT/DEFENSE RANK**

Tm	(A)	(B)	(C)	(D)	(E)	(F)	(G)	(H)	(I)	(J)	(K)	(L)	(M)	(N)	(O)	(P)	(Q)	(R)	(S)
BAL	9	9	6	6	14	8	11	11	7	12	2t	5	4	13	8	2	3	2	11
BUF	11	12	5	8	15	10	10	6	10t	9	2t	4	2t	15	9	11	8t	6	5
CIN	13	5	15	12	4	6	5	12	8t	11	5t	2	16	12	11	9t	11	11	12t
CLE	4	3	3	2	11	2	6	7	12	13	13t	11	15	9	13	13	13t	12	7
DEN	10	6	4	3	16	9	15	15	4	3	12	7	11	6	6	8	2	14	15
HOU	12	7	16	13	2	7	16	4	16	8	13t	12	8	7	2	16	13t	15	14
IND	1	1	2	5	1	1	1	2	1	1	2t	1	7	2	1	1	13t	1	1
JAC	7	11	8	4	10	16	7	14	13t	15	9t	10	6	1	5	12	10	13	8
KC	5	8	12	14	3	5	8	3	6	5	9t	13	13	5	10	5	8t	3	4
LV	15	14	13	15	9	13	9	16	13t	14	9t	16	12	10	7	14	13t	9	10
LAC	3	4	7	9	5	4	14	10	2t	4	13t	15	14	16	12	3	12	10	3
MIA	14	15	11	11	13	15	12	5	15	7	5t	6	1	4	3	6	1	8	12t
NE	6	13	9	10	6	14	2	9	5	2	1	8	10	14	16	7	6t	5	6
NYJ	8	10	10	7	8	11	13	8	8t	10	13t	14	9	11	15	15	4	16	16
PIT	2	2	1	1	7	3	4	1	2t	6	7t	9	5	3	4	4	6t	4	2
TEN	16	16	14	16	12	12	3	13	10t	16	7t	3	2t	8	14	9t	5	7	9

- (A) Total Yards per Game
- (B) Yards per Play
- (C) Rushing Yards per Game
- (D) Rushing Yards per Attempt
- (E) Passing Net Yards per Game
- (F) Passing Net Yards per Play
- (G) Passing, Percent Had Intercepted
- (H) Sacks per Pass Play
- (I) First Downs per Game
- (J) Third Down Efficiency
- (K) Fourth Down Efficiency
- (L) Punt Return Average
- (M) Kickoff Return Average
- (N) Gross Punting Average
- (O) Net Punting Average
- (P) Points per Game
- (Q) Field Goal Percentage
- Combined Offense/Defense Rank
- (R) Points per Game Differential
- (S) Net Yards per Game Differential

**WEEK 3 / THROUGH MONDAY, SEPTEMBER 28, 2020**

**NFC / TEAM/OFFENSE RANK**

Tm	(A)	(B)	(C)	(D)	(E)	(F)	(G)	(H)	(I)	(J)	(K)	(L)	(M)	(N)	(O)	(P)	(Q)
ARI	6	10	3	4	8	10	14	7	4	8	1t	12	9	5	8	9	14
ATL	4	9	9	11	2	8	6	3	5	9	13	5	13	15	13	3	5
CAR	8	7	14	13	6	5	8	9	12t	7	9t	9	2	4	5	13	1t
CHI	9	13	5	3	12	13	12	8	7	15	7t	14	1	8	7	11	15t
DAL	1	5	10	12	1	4	5	4	1	10	12	7	10	11	6	5t	9
DET	11	11	11	10	10	11	7	13	9	11	9t	1	4	1	1	12	11
GB	2	1	1	2	4	2	1	1	2t	2	7t	15	14	14	15	1	1t
LAR	3	2	2	6	5	1	9	5	2t	1	6	8	12	6	11	4	15t
MIN	12	4	4	1	15	9	16	15	14	14	14t	16	5	12	16	10	12t
NO	10	6	12	9	7	6	2	2	10	5	9t	2	3	16	10	5t	1t
NYG	16	14	16	16	14	14	13	10	16	12	4	3	11	9	9	16	6t
PHI	13	15	8	8	13	16	15	11t	6	4	14t	13	8	2	3	15	6t
SF	7	8	6	7	9	7	4	11t	11	3	14t	6	7	13	14	7	6t
SEA	5	3	7	5	3	3	3	14	8	13	1t	4	6	3	2	2	1t
TB	14	12	15	14	11	12	10	6	12t	6	1t	11	16	10	12	8	10
WAS	15	16	13	15	16	15	11	16	15	16	5	10	15	7	4	14	12t

**NFC / OPPONENT/DEFENSE RANK**

Tm	(A)	(B)	(C)	(D)	(E)	(F)	(G)	(H)	(I)	(J)	(K)	(L)	(M)	(N)	(O)	(P)	(Q)	(R)	(S)
ARI	5	7	5	10	4	7	15t	3	2t	1	8	11	4	8	9	2t	12t	6	5
ATL	15	14	6	11	15	14	13	12	14	7	5t	10	11	15	13	16	5t	11	11
CAR	11	11	12	13	12	8	12	16	8t	15	1	12	10	1	2	7t	12t	10	10
CHI	9	8	9	14	8	4	6	9	8t	2	14t	14	13	9	10	4	1	7	9
DAL	12	9	14	6	13	13	14	10	7	11	14t	1	5	12	8	14	8t	9	2
DET	13	13	16	16	6	11	2	14	15	5	11t	2	12	3	5	12	12t	13	13
GB	8	16	7	15	9	12	7	5	5	12	4	15	16	10	16	9	5t	2	1
LAR	10	10	10	12	11	6	4	8	10t	10	5t	16	15	13	15	5	2t	5	4
MIN	14	12	15	7	14	15	10t	15	13	3	11t	8	6	5	6	15	12t	14	16
NO	6	5	3	4	10	9	10t	7	12	13	13	3	2	4	1	13	8t	8	7
NYG	7	6	11	5	5	10	8	6	6	16	14t	6	14	7	3	6	2t	16	14
PHI	3	2	4	3	3	5	15t	2	10t	4	10	7	7	6	11	11	8t	15	8
SF	1	3	8	9	1	1	9	11	2t	9	2t	4	9	11	7	1	2t	1	3
SEA	16	15	1	2	16	16	5	13	16	14	7	9	8	16	12	10	7	3	15
TB	2	1	2	1	7	3	1	4	1	8	2t	13	1	2	4	2t	12t	4	6
WAS	4	4	13	8	2	2	3	1	4	6	9	5	3	14	14	7t	8t	12	12

- (A) Total Yards per Game
- (B) Yards per Play
- (C) Rushing Yards per Game
- (D) Rushing Yards per Attempt
- (E) Passing Net Yards per Game
- (F) Passing Net Yards per Play
- (G) Passing, Percent Had Intercepted
- (H) Sacks per Pass Play
- (I) First Downs per Game
- (J) Third Down Efficiency
- (K) Fourth Down Efficiency
- (L) Punt Return Average
- (M) Kickoff Return Average
- (N) Gross Punting Average
- (O) Net Punting Average
- (P) Points per Game
- (Q) Field Goal Percentage
- Combined Offense/Defense Rank
- (R) Points per Game Differential
- (S) Net Yards per Game Differential



WEEK 3 / THROUGH MONDAY, SEPTEMBER 28, 2020

NFL / TEAM/OFFENSE RANK

Tm	(A)	(B)	(C)	(D)	(E)	(F)	(G)	(H)	(I)	(J)	(K)	(L)	(M)	(N)	(O)	(P)	(Q)
BAL	23	15	5	2	32	25	1t	31	23t	19	12t	4t	1t	18	9	4t	1t
BUF	4	3	24	20	2	2	6	19	7	5t	1t	6	9	9	3	3	32
CIN	27	32	30	31	20	31	5	29	8t	26	1t	9	1t	5	12	25	10t
CLE	20	22	3t	4	30	24	19	11	23t	24	24t	20	3	19	21	18t	28t
DEN	29	28	29	24	27	30	20	30	29t	29	28t	17	24	26	27	30	22t
HOU	28	16	31	29	18t	17	26	32	31	23	17t	14	20t	16	10	28	22t
IND	12	10	15	23	10	3	25	5	11t	32	14t	10	16	24	8	13	19t
JAC	21	19	19	6	21	23	22	27	16	3	26t	23t	25	15	18	21t	1t
KC	5	7	9	8	4	13	1t	1	5	1	17t	8	11	17	29	4t	17t
LV	15	14	14	17	14	12	1t	12	8t	4	1t	3	20t	25	28	8t	12t
LAC	6	17	6	16	8	14	14	15	8t	5t	26t	23t	10	20	20	29	12t
MIA	26	26	20	25	25	22	24	13	14t	13t	17t	18t	30	6	6	21t	1t
NE	8	8	1	5	22	9	17	16	2	11	1t	26	13	14	7	11t	28t
NYJ	32	30	28	30	31	28	29	18	32	31	28t	31t	17t	22	30	32	1t
PIT	13	20	10	11	17	20	7	9t	22	20t	10	15	8	23	32	15t	1t
TEN	11	21	13	27	11	7	9	4	11t	17t	1t	23t	28	11	11	15t	22t
ARI	10	18	7	9	13	18	30	14	6	15	1t	27	19	7	16	17	27
ATL	7	13	18	19	3	15	13	6	11t	16	24t	11	27	31	24	6	10t
CAR	16	11	26	22	9	8	16	20	25t	13t	17t	18t	5	4	13	24	1t
CHI	17	25	11	7	23	26	27	17	17	28	14t	29	4	12	15	20	28t
DAL	1	6	21	21	1	6	12	7	1	17t	23	13	22	27	14	8t	17t
DET	19	23	22	18	16	19	15	24	19	20t	17t	1	7	1	1	21t	21
GB	2	1	2	3	6	4	1t	2	3t	5t	14t	30	29	30	26	1	1t
LAR	3	2	3t	12	7	1	18	8	3t	2	12t	16	26	8	22	7	28t
MIN	22	5	8	1	28	16	32	26	27	27	28t	31t	12	28	31	18t	22t
NO	18	9	23	15	12	10	8	3	20	10	17t	2	6	32	19	8t	1t
NYG	31	27	32	32	26	27	28	21	29t	22	9	4t	23	13	17	31	12t
PHI	24	29	17	14	24	32	31	22t	14t	9	28t	28	17t	2	4	27	12t
SF	14	12	12	13	15	11	11	22t	21	8	28t	12	15	29	25	11t	12t
SEA	9	4	16	10	5	5	10	25	18	25	1t	7	14	3	2	2	1t
TB	25	24	27	26	18t	21	21	9t	25t	12	1t	22	32	21	23	14	19t
WAS	30	31	25	28	29	29	23	28	28	30	11	21	31	10	5	26	22t

Team/Offense Rank

- (A) Total Yards per Game
- (B) Yards per Play
- (C) Rushing Yards per Game
- (D) Rushing Yards per Attempt
- (E) Passing Net Yards per Game
- (F) Passing Net Yards per Play
- (G) Passing, Percent Had Intercepted
- (H) Sacks per Pass Play
- (I) First Downs per Game
- (J) Third Down Efficiency
- (K) Fourth Down Efficiency
- (L) Punt Return Average
- (M) Kickoff Return Average
- (N) Gross Punting Average
- (O) Net Punting Average
- (P) Points per Game
- (Q) Field Goal Percentage

WEEK 3 / THROUGH MONDAY, SEPTEMBER 28, 2020

NFL / OPPONENT/DEFENSE RANK

Tm	(A)	(B)	(C)	(D)	(E)	(F)	(G)	(H)	(I)	(J)	(K)	(L)	(M)	(N)	(O)	(P)	(Q)	(R)	(S)
BAL	19	18	10	13	26	15	23	21	13	23	3t	11	8t	24	13	3	3	4	21
BUF	21	23	8	19	27	19	21t	12	19t	19	3t	10	5t	27	14	16	12t	11t	10
CIN	24	11	31	25	6	11	6	22	15t	21	6t	8	32	23	20	14t	18t	19	25t
CLE	9	7	5	6	22	5	12	14	21t	24	26t	24	31	17	24	24	24t	21t	16
DEN	20	14	7	7	29	16	29	27	8	10	22t	17	24	11	11	12	2	27	30
HOU	23	15	32	27	3	12	30t	10	28	18	26t	25	16	13	4	29	24t	30	27
IND	1	1	4	11	1	1	1	3	1	3	3t	1	15	4	2	1	24t	2	1
JAC	16	21	15	8	19	30	13	26	24t	28	16t	21	13	1	9	20	16t	23	18
KC	11	16	27	28	4	9	14	6	10t	13	16t	27	29	9	18	6	12t	5	6t
LV	27	28	28	30	16	24	17	29	24t	26	16t	30	27	18	12	25	24t	16	20
LAC	8	10	11	20	9	8	28	20	3t	11	26t	29	30	29	21	4	23	17	4
MIA	25	29	25	23	25	29	25	11	26	16	6t	14	2	7t	6	10	1	15	25t
NE	12t	25	19	21	11	27	2	18t	9	7	1t	18	22	26	31	11	7t	8t	11
NYJ	17	19	24	14	15	22	26	15	15t	20	26t	28	18	22	26	27t	4	32	32
PIT	2	3	1	1	12	7	4	1	3t	15	10t	19	11	6	8	5	7t	7	3
TEN	29	30	29	32	23	23	3	25	19t	30	10t	9	5t	15t	25	14t	5	14	19
ARI	7	12	12	17	8	14	30t	5	5t	1	16t	20	7	15t	19	7t	24t	11t	9
ATL	31	27	13	18	31	28	24	24	30	9	13t	16	20	31	28	32	12t	24	22
CAR	22	22	21	24	24	17	21t	32	15t	31	1t	22	19	2	3	18t	24t	21t	17
CHI	15	13	17	26	17	6	11	17	15t	2	26t	26	23	19	22	9	6	13	15
DAL	26	17	23	10	28	26	27	18t	14	22	26t	2	8t	25	17	30	18t	20	5
DET	28	26	30	31	13	21	7	30	31	6	22t	3	21	5	10	26	24t	26	24
GB	14	32	14	29	18	25	15	8	10t	25	10t	31	28	20	32	21	12t	3	2
LAR	18	20	18	22	21	13	9	16	21t	17	13t	32	26	28	30	13	7t	10	8
MIN	30	24	26	12	30	31	19t	31	29	4	22t	13	10	10	15	31	24t	28	31
NO	10	8	6	5	20	18	19t	13	27	27	25	4	3	7t	1	27t	18t	18	13
NYG	12t	9	20	9	10	20	16	9	12	32	26t	7	25	14	5	17	7t	31	28
PHI	5	4	9	4	7	10	30t	4	21t	5	21	12	12	12	23	23	18t	29	14
SF	3	5	16	16	2	2	18	23	5t	14	6t	5	17	21	16	2	7t	1	6t
SEA	32	31	2	3	32	32	10	28	32	29	15	15	14	32	27	22	16t	6	29
TB	4	2	3	2	14	4	5	7	2	12	6t	23	1	3	7	7t	24t	8t	12
WAS	6	6	22	15	5	3	8	2	7	8	20	6	4	30	29	18t	18t	25	23

Opponent/Defense Rank

- (A) Total Yards per Game
  - (B) Yards per Play
  - (C) Rushing Yards per Game
  - (D) Rushing Yards per Attempt
  - (E) Passing Net Yards per Game
  - (F) Passing Net Yards per Play
  - (G) Passing, Percent Had Intercepted
  - (H) Sacks per Pass Play
  - (I) First Downs per Game
  - (J) Third Down Efficiency
  - (K) Fourth Down Efficiency
  - (L) Punt Return Average
  - (M) Kickoff Return Average
  - (N) Gross Punting Average
  - (O) Net Punting Average
  - (P) Points per Game
  - (Q) Field Goal Percentage
- Combined Offense/Defense Rank
- (R) Points per Game Differential
  - (S) Net Yards per Game Differential

**WEEK 3 / THROUGH MONDAY, SEPTEMBER 28, 2020****AFC / TOTAL OFFENSE**

Rank	Team	Total	Rushing	Passing	Total	Rushing	Passing
1)	Buffalo	1302	311	991	434.0	103.7	330.3
2)	Kansas City	1300	423	877	433.3	141.0	292.3
3)	L.A. Chargers	1277	455	822	425.7	151.7	274.0
4)	New England	1227	534	693	409.0	178.0	231.0
5)	Tennessee	1175	387	788	391.7	129.0	262.7
6)	Indianapolis	1152	358	794	384.0	119.3	264.7
7)	Pittsburgh	1146	419	727	382.0	139.7	242.3
8)	Las Vegas	1124	375	749	374.7	125.0	249.7
9)	Cleveland	1040	511	529	346.7	170.3	176.3
10)	Jacksonville	1039	328	711	346.3	109.3	237.0
11)	Baltimore	1016	499	517	338.7	166.3	172.3
12)	Miami	973	324	649	324.3	108.0	216.3
13)	Cincinnati	952	238	714	317.3	79.3	238.0
14)	Houston	924	198	726	308.0	66.0	242.0
15)	Denver	868	253	615	289.3	84.3	205.0
16)	N.Y. Jets	791	265	526	263.7	88.3	175.3

**AFC / TOTAL DEFENSE**

Rank	Team	Total	Rushing	Passing	Total	Rushing	Passing
1)	Indianapolis	676	280	396	225.3	93.3	132.0
2)	Pittsburgh	870	162	708	290.0	54.0	236.0
3)	L.A. Chargers	1011	328	683	337.0	109.3	227.7
4)	Cleveland	1043	282	761	347.7	94.0	253.7
5)	Kansas City	1067	459	608	355.7	153.0	202.7
6)	New England	1073	367	706	357.7	122.3	235.3
7)	Jacksonville	1093	349	744	364.3	116.3	248.0
8)	N.Y. Jets	1116	399	717	372.0	133.0	239.0
9)	Baltimore	1127	321	806	375.7	107.0	268.7
10)	Denver	1140	307	833	380.0	102.3	277.7
11)	Buffalo	1142	318	824	380.7	106.0	274.7
12)	Houston	1163	565	598	387.7	188.3	199.3
13)	Cincinnati	1177	545	632	392.3	181.7	210.7
14)	Miami	1198	401	797	399.3	133.7	265.7
15)	Las Vegas	1218	491	727	406.0	163.7	242.3
16)	Tennessee	1267	498	769	422.3	166.0	256.3

**WEEK 3 / THROUGH MONDAY, SEPTEMBER 28, 2020****NFC / TOTAL OFFENSE**

Rank	Team	Total	Rushing	Passing	Total	Rushing	Passing
1)	Dallas	1472	322	1150	490.7	107.3	383.3
2)	Green Bay	1379	515	864	459.7	171.7	288.0
3)	L.A. Rams	1349	511	838	449.7	170.3	279.3
4)	Atlanta	1257	329	928	419.0	109.7	309.3
5)	Seattle	1224	355	869	408.0	118.3	289.7
6)	Arizona	1219	449	770	406.3	149.7	256.7
7)	San Francisco	1145	398	747	381.7	132.7	249.0
8)	Carolina	1117	297	820	372.3	99.0	273.3
9)	Chicago	1104	414	690	368.0	138.0	230.0
10)	New Orleans	1092	316	776	364.0	105.3	258.7
11)	Detroit	1055	317	738	351.7	105.7	246.0
12)	Minnesota	1021	440	581	340.3	146.7	193.7
13)	Philadelphia	1009	353	656	336.3	117.7	218.7
14)	Tampa Bay	1002	276	726	334.0	92.0	242.0
15)	Washington	864	300	564	288.0	100.0	188.0
16)	N.Y. Giants	817	170	647	272.3	56.7	215.7

**NFC / TOTAL DEFENSE**

Rank	Team	Total	Rushing	Passing	Total	Rushing	Passing
1)	San Francisco	912	350	562	304.0	116.7	187.3
2)	Tampa Bay	924	211	713	308.0	70.3	237.7
3)	Philadelphia	992	319	673	330.7	106.3	224.3
4)	Washington	1003	375	628	334.3	125.0	209.3
5)	Arizona	1004	330	674	334.7	110.0	224.7
6)	New Orleans	1056	300	756	352.0	100.0	252.0
7)	N.Y. Giants	1073	369	704	357.7	123.0	234.7
8)	Green Bay	1086	345	741	362.0	115.0	247.0
9)	Chicago	1092	357	735	364.0	119.0	245.0
10)	L.A. Rams	1118	358	760	372.7	119.3	253.3
11)	Carolina	1147	372	775	382.3	124.0	258.3
12)	Dallas	1214	383	831	404.7	127.7	277.0
13)	Detroit	1228	517	711	409.3	172.3	237.0
14)	Minnesota	1320	443	877	440.0	147.7	292.3
15)	Atlanta	1390	339	1051	463.3	113.0	350.3
16)	Seattle	1492	200	1292	497.3	66.7	430.7

**WEEK 3 / THROUGH MONDAY, SEPTEMBER 28, 2020****NFL / TOTAL OFFENSE**

Rank	Team	Total	Rushing	Passing	Total	Rushing	Passing
1)	Dallas	1472	322	1150	490.7	107.3	383.3
2)	Green Bay	1379	515	864	459.7	171.7	288.0
3)	L.A. Rams	1349	511	838	449.7	170.3	279.3
4)	Buffalo	1302	311	991	434.0	103.7	330.3
5)	Kansas City	1300	423	877	433.3	141.0	292.3
6)	L.A. Chargers	1277	455	822	425.7	151.7	274.0
7)	Atlanta	1257	329	928	419.0	109.7	309.3
8)	New England	1227	534	693	409.0	178.0	231.0
9)	Seattle	1224	355	869	408.0	118.3	289.7
10)	Arizona	1219	449	770	406.3	149.7	256.7
11)	Tennessee	1175	387	788	391.7	129.0	262.7
12)	Indianapolis	1152	358	794	384.0	119.3	264.7
13)	Pittsburgh	1146	419	727	382.0	139.7	242.3
14)	San Francisco	1145	398	747	381.7	132.7	249.0
15)	Las Vegas	1124	375	749	374.7	125.0	249.7
16)	Carolina	1117	297	820	372.3	99.0	273.3
17)	Chicago	1104	414	690	368.0	138.0	230.0
18)	New Orleans	1092	316	776	364.0	105.3	258.7
19)	Detroit	1055	317	738	351.7	105.7	246.0
20)	Cleveland	1040	511	529	346.7	170.3	176.3
21)	Jacksonville	1039	328	711	346.3	109.3	237.0
22)	Minnesota	1021	440	581	340.3	146.7	193.7
23)	Baltimore	1016	499	517	338.7	166.3	172.3
24)	Philadelphia	1009	353	656	336.3	117.7	218.7
25)	Tampa Bay	1002	276	726	334.0	92.0	242.0
26)	Miami	973	324	649	324.3	108.0	216.3
27)	Cincinnati	952	238	714	317.3	79.3	238.0
28)	Houston	924	198	726	308.0	66.0	242.0
29)	Denver	868	253	615	289.3	84.3	205.0
30)	Washington	864	300	564	288.0	100.0	188.0
31)	N.Y. Giants	817	170	647	272.3	56.7	215.7
32)	N.Y. Jets	791	265	526	263.7	88.3	175.3

**NFL / TOTAL DEFENSE**

Rank	Team	Total	Rushing	Passing	Total	Rushing	Passing
1)	Indianapolis	676	280	396	225.3	93.3	132.0
2)	Pittsburgh	870	162	708	290.0	54.0	236.0
3)	San Francisco	912	350	562	304.0	116.7	187.3
4)	Tampa Bay	924	211	713	308.0	70.3	237.7
5)	Philadelphia	992	319	673	330.7	106.3	224.3
6)	Washington	1003	375	628	334.3	125.0	209.3
7)	Arizona	1004	330	674	334.7	110.0	224.7
8)	L.A. Chargers	1011	328	683	337.0	109.3	227.7
9)	Cleveland	1043	282	761	347.7	94.0	253.7
10)	New Orleans	1056	300	756	352.0	100.0	252.0
11)	Kansas City	1067	459	608	355.7	153.0	202.7
12t)	New England	1073	367	706	357.7	122.3	235.3
12t)	N.Y. Giants	1073	369	704	357.7	123.0	234.7
14)	Green Bay	1086	345	741	362.0	115.0	247.0
15)	Chicago	1092	357	735	364.0	119.0	245.0
16)	Jacksonville	1093	349	744	364.3	116.3	248.0
17)	N.Y. Jets	1116	399	717	372.0	133.0	239.0
18)	L.A. Rams	1118	358	760	372.7	119.3	253.3
19)	Baltimore	1127	321	806	375.7	107.0	268.7
20)	Denver	1140	307	833	380.0	102.3	277.7
21)	Buffalo	1142	318	824	380.7	106.0	274.7
22)	Carolina	1147	372	775	382.3	124.0	258.3
23)	Houston	1163	565	598	387.7	188.3	199.3
24)	Cincinnati	1177	545	632	392.3	181.7	210.7
25)	Miami	1198	401	797	399.3	133.7	265.7
26)	Dallas	1214	383	831	404.7	127.7	277.0
27)	Las Vegas	1218	491	727	406.0	163.7	242.3
28)	Detroit	1228	517	711	409.3	172.3	237.0
29)	Tennessee	1267	498	769	422.3	166.0	256.3
30)	Minnesota	1320	443	877	440.0	147.7	292.3
31)	Atlanta	1390	339	1051	463.3	113.0	350.3
32)	Seattle	1492	200	1292	497.3	66.7	430.7

**WEEK 3 / THROUGH MONDAY, SEPTEMBER 28, 2020**

**AFC / TAKEAWAYS, GIVEAWAYS**

Rank	Team	TAKEAWAYS			GIVEAWAYS			Net Diff
		Int	Fum	Total	Int	Fum	Total	
1)	Tennessee	4	2	6	1	0	1	= +5
2t)	Baltimore	2	4	6	0	2	2	= +4
2t)	New England	4	3	7	2	1	3	= +4
4t)	Cleveland	3	4	7	2	2	4	= +3
4t)	Indianapolis	6	0	6	3	0	3	= +3
6t)	Kansas City	2	1	3	0	1	1	= +2
6t)	Pittsburgh	4	1	5	1	2	3	= +2
8)	Miami	1	3	4	3	0	3	= +1
9)	Cincinnati	3	0	3	1	2	3	= 0
10)	Buffalo	2	2	4	1	4	5	= -1
11t)	Jacksonville	2	0	2	3	1	4	= -2
11t)	Las Vegas	2	0	2	0	4	4	= -2
11t)	N.Y. Jets	1	2	3	4	1	5	= -2
14t)	Denver	1	1	2	3	2	5	= -3
14t)	L.A. Chargers	1	1	2	2	3	5	= -3
16)	Houston	0	0	0	3	1	4	= -4
	<b>Totals</b>	<b>38</b>	<b>24</b>	<b>62</b>	<b>29</b>	<b>26</b>	<b>55</b>	<b>= +7</b>

**NFC / TAKEAWAYS, GIVEAWAYS**

Rank	Team	TAKEAWAYS			GIVEAWAYS			Net Diff
		Int	Fum	Total	Int	Fum	Total	
1)	Seattle	4	2	6	1	1	2	= +4
2t)	Green Bay	2	1	3	0	0	0	= +3
2t)	San Francisco	2	2	4	1	0	1	= +3
4t)	Atlanta	2	3	5	2	1	3	= +2
4t)	Carolina	2	4	6	2	2	4	= +2
4t)	New Orleans	2	2	4	1	1	2	= +2
7t)	Detroit	3	0	3	2	0	2	= +1
7t)	L.A. Rams	3	2	5	2	2	4	= +1
7t)	Tampa Bay	4	2	6	3	2	5	= +1
10)	Chicago	3	1	4	4	0	4	= 0
11t)	Arizona	0	2	2	5	0	5	= -3
11t)	Washington	3	1	4	3	4	7	= -3
13t)	Dallas	1	1	2	2	4	6	= -4
13t)	N.Y. Giants	2	1	3	4	3	7	= -4
15)	Minnesota	2	0	2	6	1	7	= -5
16)	Philadelphia	0	1	1	6	2	8	= -7
	<b>Totals</b>	<b>35</b>	<b>25</b>	<b>60</b>	<b>44</b>	<b>23</b>	<b>67</b>	<b>= -7</b>

**NFL / TAKEAWAYS, GIVEAWAYS**

Rank	Team	TAKEAWAYS			GIVEAWAYS			Net Diff
		Int	Fum	Total	Int	Fum	Total	
1)	Tennessee	4	2	6	1	0	1	= +5
2t)	Baltimore	2	4	6	0	2	2	= +4
2t)	New England	4	3	7	2	1	3	= +4
2t)	Seattle	4	2	6	1	1	2	= +4
5t)	Cleveland	3	4	7	2	2	4	= +3
5t)	Indianapolis	6	0	6	3	0	3	= +3
5t)	Green Bay	2	1	3	0	0	0	= +3
5t)	San Francisco	2	2	4	1	0	1	= +3
9t)	Kansas City	2	1	3	0	1	1	= +2
9t)	Pittsburgh	4	1	5	1	2	3	= +2
9t)	Atlanta	2	3	5	2	1	3	= +2
9t)	Carolina	2	4	6	2	2	4	= +2
9t)	New Orleans	2	2	4	1	1	2	= +2
14t)	Miami	1	3	4	3	0	3	= +1
14t)	Detroit	3	0	3	2	0	2	= +1
14t)	L.A. Rams	3	2	5	2	2	4	= +1
14t)	Tampa Bay	4	2	6	3	2	5	= +1
18t)	Cincinnati	3	0	3	1	2	3	= 0
18t)	Chicago	3	1	4	4	0	4	= 0
20)	Buffalo	2	2	4	1	4	5	= -1
21t)	Jacksonville	2	0	2	3	1	4	= -2
21t)	Las Vegas	2	0	2	0	4	4	= -2
21t)	N.Y. Jets	1	2	3	4	1	5	= -2
24t)	Denver	1	1	2	3	2	5	= -3
24t)	L.A. Chargers	1	1	2	2	3	5	= -3
24t)	Arizona	0	2	2	5	0	5	= -3
24t)	Washington	3	1	4	3	4	7	= -3
28t)	Houston	0	0	0	3	1	4	= -4
28t)	Dallas	1	1	2	2	4	6	= -4
28t)	N.Y. Giants	2	1	3	4	3	7	= -4
31)	Minnesota	2	0	2	6	1	7	= -5
32)	Philadelphia	0	1	1	6	2	8	= -7
	<b>Totals</b>	<b>73</b>	<b>49</b>	<b>122</b>	<b>73</b>	<b>49</b>	<b>122</b>	<b>= 0</b>

**WEEK 3 / THROUGH MONDAY, SEPTEMBER 28, 2020****AFC / TEAM/OFFENSE INSIDE THE 20**

Rank	Team	Poss	Pts	TD	TD%	FG	Score	Score%
1)	Jacksonville	9	57	8	88.9	1	9	100.0
2)	Houston	7	44	6	85.7	1	7	100.0
3)	Cleveland	10	58	8	80.0	1	9	90.0
4)	Tennessee	11	62	8	72.7	3	11	100.0
5)	Kansas City	10	56	7	70.0	3	10	100.0
6t)	Buffalo	15	76	10	66.7	2	12	80.0
6t)	Miami	12	64	8	66.7	2	10	83.3
8)	Las Vegas	13	68	8	61.5	4	12	92.3
9)	New England	15	73	9	60.0	4	13	86.7
10)	L.A. Chargers	9	46	5	55.6	4	9	100.0
11)	Indianapolis	11	48	6	54.5	2	8	72.7
12)	Baltimore	13	61	7	53.8	4	11	84.6
13)	Pittsburgh	12	54	6	50.0	4	10	83.3
14t)	Cincinnati	9	40	4	44.4	4	8	88.9
14t)	Denver	9	34	4	44.4	2	6	66.7
16)	N.Y. Jets	6	23	2	33.3	3	5	83.3

**AFC / OPPONENTS/DEFENSE INSIDE THE 20**

Rank	Team	Poss	Pts	TD	TD%	FG	Score	Score%
1)	L.A. Chargers	9	30	2	22.2	6	8	88.9
2)	Pittsburgh	9	36	4	44.4	3	7	77.8
3)	Houston	13	61	6	46.2	6	12	92.3
4)	New England	9	42	5	55.6	2	7	77.8
5t)	Cincinnati	10	51	6	60.0	3	9	90.0
5t)	Denver	10	49	6	60.0	3	9	90.0
5t)	Kansas City	10	50	6	60.0	3	9	90.0
8t)	Las Vegas	13	69	8	61.5	5	13	100.0
8t)	N.Y. Jets	13	62	8	61.5	2	10	76.9
10)	Buffalo	11	60	7	63.6	3	10	90.9
11)	Indianapolis	6	32	4	66.7	1	5	83.3
12)	Jacksonville	14	75	10	71.4	2	12	85.7
13)	Cleveland	13	75	10	76.9	2	12	92.3
14)	Tennessee	10	57	8	80.0	1	9	90.0
15)	Baltimore	6	36	5	83.3	1	6	100.0
16)	Miami	8	48	7	87.5	0	7	87.5

**WEEK 3 / THROUGH MONDAY, SEPTEMBER 28, 2020****NFC / TEAM/OFFENSE INSIDE THE 20**

Rank	Team	Poss	Pts	TD	TD%	FG	Score	Score%
1)	Seattle	9	63	9	100.0	0	9	100.0
2)	Tampa Bay	10	60	8	80.0	2	10	100.0
3)	Minnesota	8	50	6	75.0	2	8	100.0
4t)	Arizona	11	64	8	72.7	3	11	100.0
4t)	Dallas	11	60	8	72.7	2	10	90.9
6)	Washington	10	50	7	70.0	1	8	80.0
7)	L.A. Rams	14	75	9	64.3	4	13	92.9
8)	Green Bay	16	83	10	62.5	4	14	87.5
9)	San Francisco	13	64	8	61.5	3	11	84.6
10)	Atlanta	12	57	7	58.3	4	11	91.7
11t)	New Orleans	14	71	8	57.1	5	13	92.9
11t)	Philadelphia	7	36	4	57.1	3	7	100.0
13)	Chicago	10	46	5	50.0	4	9	90.0
14)	Detroit	13	60	6	46.2	6	12	92.3
15)	Carolina	13	54	5	38.5	7	12	92.3
16)	N.Y. Giants	6	19	2	33.3	2	4	66.7

**NFC / OPPONENTS/DEFENSE INSIDE THE 20**

Rank	Team	Poss	Pts	TD	TD%	FG	Score	Score%
1)	Arizona	13	45	4	30.8	6	10	76.9
2)	Chicago	12	49	5	41.7	5	10	83.3
3t)	Minnesota	14	63	7	50.0	5	12	85.7
3t)	San Francisco	4	20	2	50.0	2	4	100.0
3t)	Tampa Bay	12	51	6	50.0	3	9	75.0
6t)	Dallas	12	60	7	58.3	4	11	91.7
6t)	Washington	12	64	7	58.3	5	12	100.0
8t)	Detroit	12	65	8	66.7	3	11	91.7
8t)	N.Y. Giants	12	66	8	66.7	4	12	100.0
10)	Philadelphia	13	71	9	69.2	3	12	92.3
11t)	Carolina	10	57	7	70.0	3	10	100.0
11t)	Green Bay	10	60	7	70.0	3	10	100.0
11t)	Seattle	10	48	7	70.0	1	8	80.0
14)	L.A. Rams	12	68	9	75.0	2	11	91.7
15)	Atlanta	14	81	11	78.6	2	13	92.9
16)	New Orleans	12	75	10	83.3	2	12	100.0



**WEEK 3 / THROUGH MONDAY, SEPTEMBER 28, 2020**

**NFL / TEAM/OFFENSE INSIDE THE 20**

Rank	Team	Poss	Pts	TD	TD%	FG	Score	Score%
1)	Seattle	9	63	9	100.0	0	9	100.0
2)	Jacksonville	9	57	8	88.9	1	9	100.0
3)	Houston	7	44	6	85.7	1	7	100.0
4t)	Cleveland	10	58	8	80.0	1	9	90.0
4t)	Tampa Bay	10	60	8	80.0	2	10	100.0
6)	Minnesota	8	50	6	75.0	2	8	100.0
7t)	Arizona	11	64	8	72.7	3	11	100.0
7t)	Dallas	11	60	8	72.7	2	10	90.9
7t)	Tennessee	11	62	8	72.7	3	11	100.0
10t)	Kansas City	10	56	7	70.0	3	10	100.0
10t)	Washington	10	50	7	70.0	1	8	80.0
12t)	Buffalo	15	76	10	66.7	2	12	80.0
12t)	Miami	12	64	8	66.7	2	10	83.3
14)	L.A. Rams	14	75	9	64.3	4	13	92.9
15)	Green Bay	16	83	10	62.5	4	14	87.5
16t)	Las Vegas	13	68	8	61.5	4	12	92.3
16t)	San Francisco	13	64	8	61.5	3	11	84.6
18)	New England	15	73	9	60.0	4	13	86.7
19)	Atlanta	12	57	7	58.3	4	11	91.7
20t)	New Orleans	14	71	8	57.1	5	13	92.9
20t)	Philadelphia	7	36	4	57.1	3	7	100.0
22)	L.A. Chargers	9	46	5	55.6	4	9	100.0
23)	Indianapolis	11	48	6	54.5	2	8	72.7
24)	Baltimore	13	61	7	53.8	4	11	84.6
25t)	Chicago	10	46	5	50.0	4	9	90.0
25t)	Pittsburgh	12	54	6	50.0	4	10	83.3
27)	Detroit	13	60	6	46.2	6	12	92.3
28t)	Cincinnati	9	40	4	44.4	4	8	88.9
28t)	Denver	9	34	4	44.4	2	6	66.7
30)	Carolina	13	54	5	38.5	7	12	92.3
31t)	N.Y. Giants	6	19	2	33.3	2	4	66.7
31t)	N.Y. Jets	6	23	2	33.3	3	5	83.3

**NFL / OPPONENTS/DEFENSE INSIDE THE 20**

Rank	Team	Poss	Pts	TD	TD%	FG	Score	Score%
1)	L.A. Chargers	9	30	2	22.2	6	8	88.9
2)	Arizona	13	45	4	30.8	6	10	76.9
3)	Chicago	12	49	5	41.7	5	10	83.3
4)	Pittsburgh	9	36	4	44.4	3	7	77.8
5)	Houston	13	61	6	46.2	6	12	92.3
6t)	Minnesota	14	63	7	50.0	5	12	85.7
6t)	San Francisco	4	20	2	50.0	2	4	100.0
6t)	Tampa Bay	12	51	6	50.0	3	9	75.0
9)	New England	9	42	5	55.6	2	7	77.8
10t)	Dallas	12	60	7	58.3	4	11	91.7
10t)	Washington	12	64	7	58.3	5	12	100.0
12t)	Cincinnati	10	51	6	60.0	3	9	90.0
12t)	Denver	10	49	6	60.0	3	9	90.0
12t)	Kansas City	10	50	6	60.0	3	9	90.0
15t)	Las Vegas	13	69	8	61.5	5	13	100.0
15t)	N.Y. Jets	13	62	8	61.5	2	10	76.9
17)	Buffalo	11	60	7	63.6	3	10	90.9
18t)	Detroit	12	65	8	66.7	3	11	91.7
18t)	Indianapolis	6	32	4	66.7	1	5	83.3
18t)	N.Y. Giants	12	66	8	66.7	4	12	100.0
21)	Philadelphia	13	71	9	69.2	3	12	92.3
22t)	Carolina	10	57	7	70.0	3	10	100.0
22t)	Green Bay	10	60	7	70.0	3	10	100.0
22t)	Seattle	10	48	7	70.0	1	8	80.0
25)	Jacksonville	14	75	10	71.4	2	12	85.7
26)	L.A. Rams	12	68	9	75.0	2	11	91.7
27)	Cleveland	13	75	10	76.9	2	12	92.3
28)	Atlanta	14	81	11	78.6	2	13	92.9
29)	Tennessee	10	57	8	80.0	1	9	90.0
30t)	Baltimore	6	36	5	83.3	1	6	100.0
30t)	New Orleans	12	75	10	83.3	2	12	100.0
32)	Miami	8	48	7	87.5	0	7	87.5

**WEEK 3 / THROUGH MONDAY, SEPTEMBER 28, 2020**

**AFC / OFFENSE/TEAMS: FIRST DOWNS, THIRD DOWNS, FOURTH DOWNS**

Rank	Team	FIRST DOWNS				THIRD DOWNS			FOURTH DOWNS		
		Total	Rush	Pass	Pen	Made	Att	Pct	Made	Att	Pct
1)	New England	83	37	38	8	15	33	45.5	2	2	100.0
2)	Kansas City	80	22	53	5	24	41	58.5	2	4	50.0
3)	Buffalo	77	23	46	8	17	34	50.0	2	2	100.0
4t)	Cincinnati	73	14	53	6	17	45	37.8	5	5	100.0
4t)	Las Vegas	73	22	42	9	19	37	51.4	2	2	100.0
4t)	L.A. Chargers	73	27	42	4	22	44	50.0	1	4	25.0
7t)	Indianapolis	72	22	41	9	10	33	30.3	3	5	60.0
7t)	Tennessee	72	23	42	7	17	40	42.5	2	2	100.0
9)	Miami	71	22	40	9	16	36	44.4	1	2	50.0
10)	Jacksonville	69	18	45	6	18	34	52.9	1	4	25.0
11)	Pittsburgh	63	19	42	2	18	45	40.0	4	5	80.0
12t)	Baltimore	62	26	32	4	14	34	41.2	2	3	66.7
12t)	Cleveland	62	26	31	5	13	34	38.2	2	6	33.3
14)	Denver	55	13	33	9	13	38	34.2	0	4	0.0
15)	Houston	52	11	40	1	12	31	38.7	1	2	50.0
16)	N.Y. Jets	47	16	25	6	12	37	32.4	0	3	0.0
	<b>Totals</b>	<b>1084</b>	<b>341</b>	<b>645</b>	<b>98</b>	<b>257</b>	<b>596</b>	<b>43.1</b>	<b>30</b>	<b>55</b>	<b>54.5</b>

**AFC / DEFENSE/OPPONENTS: FIRST DOWNS, THIRD DOWNS, FOURTH DOWNS**

Rank	Team	FIRST DOWNS				THIRD DOWNS			FOURTH DOWNS		
		Total	Rush	Pass	Pen	Made	Att	Pct	Made	Att	Pct
1)	Indianapolis	44	14	23	7	10	31	32.3	0	1	0.0
2t)	L.A. Chargers	56	15	39	2	16	41	39.0	1	1	100.0
2t)	Pittsburgh	56	8	40	8	18	42	42.9	1	3	33.3
4)	Denver	62	15	44	3	17	44	38.6	3	4	75.0
5)	New England	64	23	35	6	10	27	37.0	0	0	---
6)	Kansas City	65	29	32	4	13	32	40.6	2	4	50.0
7)	Baltimore	67	13	47	7	16	34	47.1	0	6	0.0
8t)	Cincinnati	69	33	30	6	21	45	46.7	1	4	25.0
8t)	N.Y. Jets	69	17	43	9	17	37	45.9	2	2	100.0
10t)	Buffalo	71	23	43	5	15	33	45.5	0	2	0.0
10t)	Tennessee	71	25	43	3	17	33	51.5	1	3	33.3
12)	Cleveland	72	20	48	4	19	40	47.5	6	6	100.0
13t)	Jacksonville	73	22	38	13	18	36	50.0	2	4	50.0
13t)	Las Vegas	73	30	38	5	17	35	48.6	1	2	50.0
15)	Miami	74	30	37	7	13	30	43.3	1	4	25.0
16)	Houston	76	30	40	6	20	45	44.4	5	5	100.0
	<b>Totals</b>	<b>1062</b>	<b>347</b>	<b>620</b>	<b>95</b>	<b>257</b>	<b>585</b>	<b>43.9</b>	<b>26</b>	<b>51</b>	<b>51.0</b>

**WEEK 3 / THROUGH MONDAY, SEPTEMBER 28, 2020**

**NFC / OFFENSE/TEAMS: FIRST DOWNS, THIRD DOWNS, FOURTH DOWNS**

Rank	Team	FIRST DOWNS				THIRD DOWNS			FOURTH DOWNS		
		Total	Rush	Pass	Pen	Made	Att	Pct	Made	Att	Pct
1)	Dallas	84	23	54	7	17	40	42.5	3	7	42.9
2t)	Green Bay	81	26	44	11	17	34	50.0	3	5	60.0
2t)	L.A. Rams	81	35	44	2	22	39	56.4	2	3	66.7
4)	Arizona	79	31	41	7	18	41	43.9	3	3	100.0
5)	Atlanta	72	15	51	6	19	44	43.2	2	6	33.3
6)	Philadelphia	71	26	37	8	22	47	46.8	0	3	0.0
7)	Chicago	68	22	40	6	15	42	35.7	3	5	60.0
8)	Seattle	67	20	41	6	11	29	37.9	2	2	100.0
9)	Detroit	66	18	40	8	16	40	40.0	1	2	50.0
10)	New Orleans	65	18	41	6	17	37	45.9	1	2	50.0
11)	San Francisco	64	16	41	7	17	36	47.2	0	2	0.0
12t)	Carolina	60	15	41	4	16	36	44.4	2	4	50.0
12t)	Tampa Bay	60	17	33	10	18	40	45.0	2	2	100.0
14)	Minnesota	59	23	28	8	9	25	36.0	0	2	0.0
15)	Washington	56	18	33	5	14	41	34.1	3	4	75.0
16)	N.Y. Giants	55	9	39	7	15	38	39.5	5	6	83.3
	<b>Totals</b>	<b>1088</b>	<b>332</b>	<b>648</b>	<b>108</b>	<b>263</b>	<b>609</b>	<b>43.2</b>	<b>32</b>	<b>58</b>	<b>55.2</b>

**NFC / DEFENSE/OPPONENTS: FIRST DOWNS, THIRD DOWNS, FOURTH DOWNS**

Rank	Team	FIRST DOWNS				THIRD DOWNS			FOURTH DOWNS		
		Total	Rush	Pass	Pen	Made	Att	Pct	Made	Att	Pct
1)	Tampa Bay	55	12	37	6	16	40	40.0	1	4	25.0
2t)	Arizona	59	16	36	7	10	35	28.6	2	4	50.0
2t)	San Francisco	59	21	30	8	16	38	42.1	1	4	25.0
4)	Washington	60	17	38	5	17	45	37.8	3	5	60.0
5)	Green Bay	65	23	36	6	14	29	48.3	1	3	33.3
6)	N.Y. Giants	66	19	44	3	25	43	58.1	2	2	100.0
7)	Dallas	68	20	42	6	22	47	46.8	4	4	100.0
8t)	Carolina	69	22	40	7	21	37	56.8	0	0	---
8t)	Chicago	69	17	42	10	13	42	31.0	3	3	100.0
10t)	L.A. Rams	72	28	41	3	15	34	44.1	2	5	40.0
10t)	Philadelphia	72	18	47	7	15	43	34.9	2	3	66.7
12)	New Orleans	75	18	42	15	20	41	48.8	4	5	80.0
13)	Minnesota	78	32	40	6	12	35	34.3	3	4	75.0
14)	Atlanta	79	23	49	7	14	37	37.8	2	5	40.0
15)	Detroit	80	26	44	10	12	33	36.4	3	4	75.0
16)	Seattle	84	14	65	5	21	41	51.2	3	7	42.9
	<b>Totals</b>	<b>1110</b>	<b>326</b>	<b>673</b>	<b>111</b>	<b>263</b>	<b>620</b>	<b>42.4</b>	<b>36</b>	<b>62</b>	<b>58.1</b>

**WEEK 3 / THROUGH MONDAY, SEPTEMBER 28, 2020**

**NFL / OFFENSE/TEAMS: FIRST DOWNS, THIRD DOWNS, FOURTH DOWNS**

Rank	Team	FIRST DOWNS				THIRD DOWNS			FOURTH DOWNS		
		Total	Rush	Pass	Pen	Made	Att	Pct	Made	Att	Pct
1)	Dallas	84	23	54	7	17	40	42.5	3	7	42.9
2)	New England	83	37	38	8	15	33	45.5	2	2	100.0
3t)	Green Bay	81	26	44	11	17	34	50.0	3	5	60.0
3t)	L.A. Rams	81	35	44	2	22	39	56.4	2	3	66.7
5)	Kansas City	80	22	53	5	24	41	58.5	2	4	50.0
6)	Arizona	79	31	41	7	18	41	43.9	3	3	100.0
7)	Buffalo	77	23	46	8	17	34	50.0	2	2	100.0
8t)	Cincinnati	73	14	53	6	17	45	37.8	5	5	100.0
8t)	Las Vegas	73	22	42	9	19	37	51.4	2	2	100.0
8t)	L.A. Chargers	73	27	42	4	22	44	50.0	1	4	25.0
11t)	Indianapolis	72	22	41	9	10	33	30.3	3	5	60.0
11t)	Tennessee	72	23	42	7	17	40	42.5	2	2	100.0
11t)	Atlanta	72	15	51	6	19	44	43.2	2	6	33.3
14t)	Miami	71	22	40	9	16	36	44.4	1	2	50.0
14t)	Philadelphia	71	26	37	8	22	47	46.8	0	3	0.0
16)	Jacksonville	69	18	45	6	18	34	52.9	1	4	25.0
17)	Chicago	68	22	40	6	15	42	35.7	3	5	60.0
18)	Seattle	67	20	41	6	11	29	37.9	2	2	100.0
19)	Detroit	66	18	40	8	16	40	40.0	1	2	50.0
20)	New Orleans	65	18	41	6	17	37	45.9	1	2	50.0
21)	San Francisco	64	16	41	7	17	36	47.2	0	2	0.0
22)	Pittsburgh	63	19	42	2	18	45	40.0	4	5	80.0
23t)	Baltimore	62	26	32	4	14	34	41.2	2	3	66.7
23t)	Cleveland	62	26	31	5	13	34	38.2	2	6	33.3
25t)	Carolina	60	15	41	4	16	36	44.4	2	4	50.0
25t)	Tampa Bay	60	17	33	10	18	40	45.0	2	2	100.0
27)	Minnesota	59	23	28	8	9	25	36.0	0	2	0.0
28)	Washington	56	18	33	5	14	41	34.1	3	4	75.0
29t)	Denver	55	13	33	9	13	38	34.2	0	4	0.0
29t)	N.Y. Giants	55	9	39	7	15	38	39.5	5	6	83.3
31)	Houston	52	11	40	1	12	31	38.7	1	2	50.0
32)	N.Y. Jets	47	16	25	6	12	37	32.4	0	3	0.0
	<b>Totals</b>	<b>2172</b>	<b>673</b>	<b>1293</b>	<b>206</b>	<b>520</b>	<b>1205</b>	<b>43.2</b>	<b>62</b>	<b>113</b>	<b>54.9</b>

**NFL / DEFENSE/OPPONENTS: FIRST DOWNS, THIRD DOWNS, FOURTH DOWNS**

Rank	Team	FIRST DOWNS				THIRD DOWNS			FOURTH DOWNS		
		Total	Rush	Pass	Pen	Made	Att	Pct	Made	Att	Pct
1)	Indianapolis	44	14	23	7	10	31	32.3	0	1	0.0
2)	Tampa Bay	55	12	37	6	16	40	40.0	1	4	25.0
3t)	L.A. Chargers	56	15	39	2	16	41	39.0	1	1	100.0
3t)	Pittsburgh	56	8	40	8	18	42	42.9	1	3	33.3
5t)	Arizona	59	16	36	7	10	35	28.6	2	4	50.0
5t)	San Francisco	59	21	30	8	16	38	42.1	1	4	25.0
7)	Washington	60	17	38	5	17	45	37.8	3	5	60.0
8)	Denver	62	15	44	3	17	44	38.6	3	4	75.0
9)	New England	64	23	35	6	10	27	37.0	0	0	---
10t)	Kansas City	65	29	32	4	13	32	40.6	2	4	50.0
10t)	Green Bay	65	23	36	6	14	29	48.3	1	3	33.3
12)	N.Y. Giants	66	19	44	3	25	43	58.1	2	2	100.0
13)	Baltimore	67	13	47	7	16	34	47.1	0	6	0.0
14)	Dallas	68	20	42	6	22	47	46.8	4	4	100.0
15t)	Cincinnati	69	33	30	6	21	45	46.7	1	4	25.0
15t)	N.Y. Jets	69	17	43	9	17	37	45.9	2	2	100.0
15t)	Carolina	69	22	40	7	21	37	56.8	0	0	---
15t)	Chicago	69	17	42	10	13	42	31.0	3	3	100.0
19t)	Buffalo	71	23	43	5	15	33	45.5	0	2	0.0
19t)	Tennessee	71	25	43	3	17	33	51.5	1	3	33.3
21t)	Cleveland	72	20	48	4	19	40	47.5	6	6	100.0
21t)	L.A. Rams	72	28	41	3	15	34	44.1	2	5	40.0
21t)	Philadelphia	72	18	47	7	15	43	34.9	2	3	66.7
24t)	Jacksonville	73	22	38	13	18	36	50.0	2	4	50.0
24t)	Las Vegas	73	30	38	5	17	35	48.6	1	2	50.0
26)	Miami	74	30	37	7	13	30	43.3	1	4	25.0
27)	New Orleans	75	18	42	15	20	41	48.8	4	5	80.0
28)	Houston	76	30	40	6	20	45	44.4	5	5	100.0
29)	Minnesota	78	32	40	6	12	35	34.3	3	4	75.0
30)	Atlanta	79	23	49	7	14	37	37.8	2	5	40.0
31)	Detroit	80	26	44	10	12	33	36.4	3	4	75.0
32)	Seattle	84	14	65	5	21	41	51.2	3	7	42.9
	<b>Totals</b>	<b>2172</b>	<b>673</b>	<b>1293</b>	<b>206</b>	<b>520</b>	<b>1205</b>	<b>43.2</b>	<b>62</b>	<b>113</b>	<b>54.9</b>

**WEEK 3 / THROUGH MONDAY, SEPTEMBER 28, 2020**

**AFC / FIRST-DOWN PLAYS BY TEAMS**

<b>Rank</b>	<b>Team</b>	<b>Yds/Play</b>	<b>Plays</b>	<b>Yards</b>
1)	Buffalo	7.29	96	700
2)	Indianapolis	6.27	90	564
3)	Tennessee	6.22	94	585
4)	Jacksonville	6.05	85	514
5)	Miami	6.01	88	529
6)	Baltimore	5.96	83	495
7)	New England	5.86	99	580
8)	Las Vegas	5.76	92	530
9)	Kansas City	5.76	94	541
10)	Pittsburgh	5.30	90	477
11)	Cleveland	5.25	85	446
12)	Houston	4.99	73	364
13)	N.Y. Jets	4.91	76	373
14)	L.A. Chargers	4.78	98	468
15)	Denver	4.51	84	379
16)	Cincinnati	3.83	99	379
	<b>TOTAL</b>	<b>5.56</b>	<b>1426</b>	<b>7924</b>

**AFC / FIRST-DOWN PLAYS BY OPPONENTS**

<b>Rank</b>	<b>Team</b>	<b>Yds/Play</b>	<b>Plays</b>	<b>Yards</b>
1)	Indianapolis	3.89	66	257
2)	Cleveland	4.35	92	400
3)	Cincinnati	5.06	94	476
4)	Baltimore	5.09	88	448
5)	Kansas City	5.14	86	442
6)	Pittsburgh	5.17	83	429
7)	L.A. Chargers	5.22	85	444
8)	N.Y. Jets	5.37	90	483
9)	Tennessee	5.38	91	490
10)	Denver	5.53	91	503
11)	New England	5.82	85	495
12)	Las Vegas	6.17	92	568
13)	Houston	6.18	93	575
14)	Buffalo	6.20	91	564
15)	Jacksonville	6.51	84	547
16)	Miami	7.71	92	709
	<b>TOTAL</b>	<b>5.58</b>	<b>1403</b>	<b>7830</b>

**WEEK 3 / THROUGH MONDAY, SEPTEMBER 28, 2020**

**NFC / FIRST-DOWN PLAYS BY TEAMS**

<b>Rank</b>	<b>Team</b>	<b>Yds/Play</b>	<b>Plays</b>	<b>Yards</b>
1)	L.A. Rams	7.55	99	747
2)	Atlanta	7.44	98	729
3)	Green Bay	6.96	95	661
4)	Minnesota	6.87	78	536
5)	New Orleans	6.81	85	579
6)	Dallas	6.63	109	723
7)	Detroit	6.45	89	574
8)	Arizona	6.07	104	631
9)	Tampa Bay	5.71	83	474
10)	San Francisco	5.47	85	465
11)	Chicago	5.35	91	487
12)	Carolina	5.34	85	454
13)	Seattle	5.11	88	450
14)	N.Y. Giants	4.99	78	389
15)	Philadelphia	4.98	101	503
16)	Washington	4.37	83	363
	<b>TOTAL</b>	<b>6.04</b>	<b>1451</b>	<b>8765</b>

**NFC / FIRST-DOWN PLAYS BY OPPONENTS**

<b>Rank</b>	<b>Team</b>	<b>Yds/Play</b>	<b>Plays</b>	<b>Yards</b>
1)	N.Y. Giants	2.93	85	249
2)	Tampa Bay	4.06	84	341
3)	San Francisco	4.57	86	393
4)	Atlanta	5.48	101	553
5)	Washington	5.62	89	500
6)	Carolina	5.67	89	505
7)	Dallas	5.84	93	543
8)	Philadelphia	5.95	97	577
9)	New Orleans	6.06	93	564
10)	L.A. Rams	6.44	93	599
11)	Arizona	6.48	84	544
12)	Minnesota	6.62	100	662
13)	Seattle	6.75	107	722
14)	Chicago	7.34	94	690
15)	Detroit	7.41	99	734
16)	Green Bay	8.54	80	683
	<b>TOTAL</b>	<b>6.01</b>	<b>1474</b>	<b>8859</b>

**WEEK 3 / THROUGH MONDAY, SEPTEMBER 28, 2020****NFL / FIRST-DOWN PLAYS BY TEAMS**

Rank	Team	Yds/Play	Plays	Yards
1)	L.A. Rams	7.55	99	747
2)	Atlanta	7.44	98	729
3)	Buffalo	7.29	96	700
4)	Green Bay	6.96	95	661
5)	Minnesota	6.87	78	536
6)	New Orleans	6.81	85	579
7)	Dallas	6.63	109	723
8)	Detroit	6.45	89	574
9)	Indianapolis	6.27	90	564
10)	Tennessee	6.22	94	585
11)	Arizona	6.07	104	631
12)	Jacksonville	6.05	85	514
13)	Miami	6.01	88	529
14)	Baltimore	5.96	83	495
15)	New England	5.86	99	580
16)	Las Vegas	5.76	92	530
17)	Kansas City	5.76	94	541
18)	Tampa Bay	5.71	83	474
19)	San Francisco	5.47	85	465
20)	Chicago	5.35	91	487
21)	Carolina	5.34	85	454
22)	Pittsburgh	5.30	90	477
23)	Cleveland	5.25	85	446
24)	Seattle	5.11	88	450
25)	N.Y. Giants	4.99	78	389
26)	Houston	4.99	73	364
27)	Philadelphia	4.98	101	503
28)	N.Y. Jets	4.91	76	373
29)	L.A. Chargers	4.78	98	468
30)	Denver	4.51	84	379
31)	Washington	4.37	83	363
32)	Cincinnati	3.83	99	379
	<b>TOTAL</b>	<b>5.80</b>	<b>2877</b>	<b>16689</b>

**NFL / FIRST-DOWN PLAYS BY OPPONENTS**

Rank	Team	Yds/Play	Plays	Yards
1)	N.Y. Giants	2.93	85	249
2)	Indianapolis	3.89	66	257
3)	Tampa Bay	4.06	84	341
4)	Cleveland	4.35	92	400
5)	San Francisco	4.57	86	393
6)	Cincinnati	5.06	94	476
7)	Baltimore	5.09	88	448
8)	Kansas City	5.14	86	442
9)	Pittsburgh	5.17	83	429
10)	L.A. Chargers	5.22	85	444
11)	N.Y. Jets	5.37	90	483
12)	Tennessee	5.38	91	490
13)	Atlanta	5.48	101	553
14)	Denver	5.53	91	503
15)	Washington	5.62	89	500
16)	Carolina	5.67	89	505
17)	New England	5.82	85	495
18)	Dallas	5.84	93	543
19)	Philadelphia	5.95	97	577
20)	New Orleans	6.06	93	564
21)	Las Vegas	6.17	92	568
22)	Houston	6.18	93	575
23)	Buffalo	6.20	91	564
24)	L.A. Rams	6.44	93	599
25)	Arizona	6.48	84	544
26)	Jacksonville	6.51	84	547
27)	Minnesota	6.62	100	662
28)	Seattle	6.75	107	722
29)	Chicago	7.34	94	690
30)	Detroit	7.41	99	734
31)	Miami	7.71	92	709
32)	Green Bay	8.54	80	683
	<b>TOTAL</b>	<b>5.80</b>	<b>2877</b>	<b>16689</b>

**WEEK 3 / THROUGH MONDAY, SEPTEMBER 28, 2020**

**AFC / KICKOFFS (Receiving Team)**

Rank	Team	TotKO	AdjKO	TB	TB%	EZ	EZ%	OB	I20	Avg.Start
1)	Baltimore	12	12	5	41.7	7	58.3	0	1	33.1
2)	Cincinnati	17	17	11	64.7	15	88.2	1	0	29.6
3)	Pittsburgh	14	13	7	53.8	8	57.1	0	0	29.5
4)	Indianapolis	13	12	6	50.0	9	69.2	0	0	28.3
5)	Buffalo	15	12	9	75.0	10	66.7	0	0	27.3
6)	Tennessee	15	15	9	60.0	11	73.3	0	0	26.1
7)	Cleveland	18	17	16	94.1	16	88.9	0	0	25.5
8)	L.A. Chargers	15	15	9	60.0	11	73.3	0	2	25.0
9)	Kansas City	14	13	10	76.9	11	78.6	0	0	24.8
10)	Miami	13	13	11	84.6	12	92.3	0	1	24.4
11)	Houston	20	20	13	65.0	18	90.0	0	2	23.8
12)	Las Vegas	19	19	15	78.9	17	89.5	0	2	23.7
13)	Denver	15	15	12	80.0	14	93.3	0	1	23.5
14)	Jacksonville	17	16	13	81.3	14	82.4	0	2	23.4
15)	New England	14	13	8	61.5	13	92.9	0	2	23.3
16)	N.Y. Jets	19	19	10	52.6	13	68.4	0	5	22.9
	<b>Totals</b>	<b>250</b>	<b>241</b>	<b>164</b>	<b>68.0</b>	<b>199</b>	<b>82.6</b>	<b>1</b>	<b>18</b>	<b>25.6</b>

**AFC / KICKOFFS (Kicking Team)**

Rank	Team	TotKO	AdjKO	TB	TB%	EZ	EZ%	OB	I20	Avg.Start
1)	Indianapolis	19	18	9	50.0	11	57.9	0	3	23.3
2)	Buffalo	18	18	15	83.3	16	88.9	0	2	23.5
3)	Houston	12	11	5	45.5	6	50.0	0	1	24.0
4)	Pittsburgh	17	17	10	58.8	14	82.4	1	2	24.2
5)	Tennessee	19	19	16	84.2	16	84.2	0	1	24.3
6)	Baltimore	20	20	18	90.0	19	95.0	0	1	24.4
7)	New England	18	18	13	72.2	15	83.3	0	1	24.7
8)	Las Vegas	18	17	10	58.8	15	83.3	0	2	24.9
9)	Miami	15	13	12	92.3	12	80.0	0	0	25.0
10)	L.A. Chargers	13	13	10	76.9	13	100.0	0	0	26.6
11)	Jacksonville	15	15	6	40.0	10	66.7	0	1	26.7
12)	Cincinnati	17	16	14	87.5	15	88.2	1	0	27.2
13)	Denver	13	13	8	61.5	9	69.2	0	0	28.2
14)	Kansas City	17	17	8	47.1	11	64.7	0	2	28.2
15)	N.Y. Jets	10	9	4	44.4	4	40.0	0	0	28.7
16)	Cleveland	15	15	10	66.7	13	86.7	1	0	30.1
	<b>Totals</b>	<b>256</b>	<b>249</b>	<b>168</b>	<b>67.5</b>	<b>199</b>	<b>79.9</b>	<b>3</b>	<b>16</b>	<b>25.7</b>

Note: Average team drive start DOES NOT include inside kicks or kickoffs at the end of a half unless either kickoff is returned for a touchdown. All other kickoffs (returned kickoffs, fair catches, touchback and kickoffs out of bounds) are included. Kickoffs resulting in the kicking team retaining possession are not included.

ADJ KO: Adjusted kickoffs are used to compute the Avg. Team Drive Start.

I20: The number of drives that start inside (not including) the 20 yd line.



**WEEK 3 / THROUGH MONDAY, SEPTEMBER 28, 2020**

**NFC / KICKOFFS (Receiving Team)**

Rank	Team	TotKO	AdjKO	TB	TB%	EZ	EZ%	OB	I20	Avg.Start
1)	Chicago	16	16	5	31.3	14	87.5	1	1	27.5
2)	Green Bay	17	14	10	71.4	10	58.8	1	0	26.2
3)	Seattle	19	18	11	61.1	12	63.2	0	0	26.1
4)	Philadelphia	19	19	15	78.9	15	78.9	1	1	25.4
5)	Carolina	17	17	12	70.6	15	88.2	0	1	25.4
6)	Minnesota	24	24	16	66.7	19	79.2	0	0	25.3
6t)	San Francisco	12	12	8	66.7	8	66.7	0	0	25.3
8)	New Orleans	19	18	13	72.2	18	94.7	0	0	25.3
9)	Arizona	15	15	8	53.3	10	66.7	0	1	25.1
9t)	L.A. Rams	15	15	12	80.0	12	80.0	0	0	25.1
11)	Tampa Bay	15	13	12	92.3	12	80.0	0	0	25.0
12)	N.Y. Giants	18	17	11	64.7	15	83.3	1	2	24.6
13)	Detroit	19	19	14	73.7	19	100.0	0	1	24.5
14)	Atlanta	20	19	14	73.7	15	75.0	0	2	23.8
15)	Dallas	20	19	12	63.2	17	85.0	0	3	23.3
16)	Washington	18	18	15	83.3	16	88.9	0	3	23.1
	<b>Totals</b>	<b>283</b>	<b>273</b>	<b>188</b>	<b>68.9</b>	<b>227</b>	<b>83.2</b>	<b>4</b>	<b>15</b>	<b>25.0</b>

**NFC / KICKOFFS (Kicking Team)**

Rank	Team	TotKO	AdjKO	TB	TB%	EZ	EZ%	OB	I20	Avg.Start
1)	Arizona	16	16	10	62.5	13	81.3	0	4	21.6
2)	Seattle	19	19	14	73.7	19	100.0	0	2	23.2
3)	Chicago	16	16	10	62.5	15	93.8	0	2	24.4
4)	New Orleans	19	16	13	81.3	14	73.7	1	1	24.6
5)	San Francisco	19	18	11	61.1	16	84.2	0	3	24.7
6)	Tampa Bay	17	16	16	100.0	16	94.1	0	0	25.0
6t)	Washington	14	14	12	85.7	12	85.7	0	1	25.0
8)	Carolina	16	15	14	93.3	14	87.5	0	0	25.1
9)	Dallas	19	18	12	66.7	12	63.2	0	0	25.2
9t)	Green Bay	24	24	18	75.0	24	100.0	0	0	25.2
11)	N.Y. Giants	12	11	6	54.5	9	75.0	0	1	25.4
12)	Atlanta	20	18	8	44.4	15	75.0	1	2	25.7
13)	Philadelphia	16	16	13	81.3	14	87.5	0	0	25.8
14)	Detroit	16	16	6	37.5	10	62.5	0	0	26.0
15)	L.A. Rams	18	18	11	61.1	12	66.7	0	1	26.3
16)	Minnesota	16	14	10	71.4	12	75.0	0	0	26.9
	<b>Totals</b>	<b>277</b>	<b>265</b>	<b>184</b>	<b>69.4</b>	<b>227</b>	<b>85.7</b>	<b>2</b>	<b>17</b>	<b>25.0</b>

Note: Average team drive start DOES NOT include inside kicks or kickoffs at the end of a half unless either kickoff is returned for a touchdown. All other kickoffs (returned kickoffs, fair catches, touchback and kickoffs out of bounds) are included. Kickoffs resulting in the kicking team retaining possession are not included.

ADJ KO: Adjusted kickoffs are used to compute the Avg. Team Drive Start.

I20: The number of drives that start inside (not including) the 20 yd line.

**WEEK 3 / THROUGH MONDAY, SEPTEMBER 28, 2020**

**NFL / KICKOFFS (Receiving Team)**

Rank	Team	TotKO	AdjKO	TB	TB%	EZ	EZ%	OB	I20	Avg.Start
1)	Baltimore	12	12	5	41.7	7	58.3	0	1	33.1
2)	Cincinnati	17	17	11	64.7	15	88.2	1	0	29.6
3)	Pittsburgh	14	13	7	53.8	8	57.1	0	0	29.5
4)	Indianapolis	13	12	6	50.0	9	69.2	0	0	28.3
5)	Chicago	16	16	5	31.3	14	87.5	1	1	27.5
6)	Buffalo	15	12	9	75.0	10	66.7	0	0	27.3
7)	Green Bay	17	14	10	71.4	10	58.8	1	0	26.2
8)	Tennessee	15	15	9	60.0	11	73.3	0	0	26.1
9)	Seattle	19	18	11	61.1	12	63.2	0	0	26.1
10)	Cleveland	18	17	16	94.1	16	88.9	0	0	25.5
11)	Philadelphia	19	19	15	78.9	15	78.9	1	1	25.4
12)	Carolina	17	17	12	70.6	15	88.2	0	1	25.4
13)	Minnesota	24	24	16	66.7	19	79.2	0	0	25.3
13t)	San Francisco	12	12	8	66.7	8	66.7	0	0	25.3
15)	New Orleans	19	18	13	72.2	18	94.7	0	0	25.3
16)	Arizona	15	15	8	53.3	10	66.7	0	1	25.1
16t)	L.A. Rams	15	15	12	80.0	12	80.0	0	0	25.1
18)	L.A. Chargers	15	15	9	60.0	11	73.3	0	2	25.0
18t)	Tampa Bay	15	13	12	92.3	12	80.0	0	0	25.0
20)	Kansas City	14	13	10	76.9	11	78.6	0	0	24.8
21)	N.Y. Giants	18	17	11	64.7	15	83.3	1	2	24.6
22)	Detroit	19	19	14	73.7	19	100.0	0	1	24.5
23)	Miami	13	13	11	84.6	12	92.3	0	1	24.4
24)	Houston	20	20	13	65.0	18	90.0	0	2	23.8
25)	Atlanta	20	19	14	73.7	15	75.0	0	2	23.8
26)	Las Vegas	19	19	15	78.9	17	89.5	0	2	23.7
27)	Denver	15	15	12	80.0	14	93.3	0	1	23.5
28)	Jacksonville	17	16	13	81.3	14	82.4	0	2	23.4
29)	Dallas	20	19	12	63.2	17	85.0	0	3	23.3
30)	New England	14	13	8	61.5	13	92.9	0	2	23.3
31)	Washington	18	18	15	83.3	16	88.9	0	3	23.1
32)	N.Y. Jets	19	19	10	52.6	13	68.4	0	5	22.9
	<b>Totals</b>	<b>533</b>	<b>514</b>	<b>352</b>	<b>68.5</b>	<b>426</b>	<b>82.9</b>	<b>5</b>	<b>33</b>	<b>25.3</b>

Note: Average opponent drive start DOES NOT include onside kicks or kickoffs at the end of a half unless either kickoff is returned for a touchdown. All other kickoffs (returned kickoffs, fair catches, touchback and kickoffs out of bounds) are included. Kickoffs resulting in the kicking team retaining possession are not included.

ADJ KO: Adjusted kickoffs are used to compute the Avg. Team Drive Start.

I20: The number of drives that start inside (not including) the 20 yd line.

**WEEK 3 / THROUGH MONDAY, SEPTEMBER 28, 2020**

**NFL / KICKOFFS (Kicking Team)**

Rank	Team	TotKO	AdjKO	TB	TB%	EZ	EZ%	OB	I20	Avg.Start
1)	Arizona	16	16	10	62.5	13	81.3	0	4	21.6
2)	Seattle	19	19	14	73.7	19	100.0	0	2	23.2
3)	Indianapolis	19	18	9	50.0	11	57.9	0	3	23.3
4)	Buffalo	18	18	15	83.3	16	88.9	0	2	23.5
5)	Houston	12	11	5	45.5	6	50.0	0	1	24.0
6)	Pittsburgh	17	17	10	58.8	14	82.4	1	2	24.2
7)	Tennessee	19	19	16	84.2	16	84.2	0	1	24.3
8)	Baltimore	20	20	18	90.0	19	95.0	0	1	24.4
9)	Chicago	16	16	10	62.5	15	93.8	0	2	24.4
10)	New Orleans	19	16	13	81.3	14	73.7	1	1	24.6
11)	New England	18	18	13	72.2	15	83.3	0	1	24.7
11t)	San Francisco	19	18	11	61.1	16	84.2	0	3	24.7
13)	Las Vegas	18	17	10	58.8	15	83.3	0	2	24.9
14)	Miami	15	13	12	92.3	12	80.0	0	0	25.0
14t)	Tampa Bay	17	16	16	100.0	16	94.1	0	0	25.0
14t)	Washington	14	14	12	85.7	12	85.7	0	1	25.0
17)	Carolina	16	15	14	93.3	14	87.5	0	0	25.1
18)	Dallas	19	18	12	66.7	12	63.2	0	0	25.2
18t)	Green Bay	24	24	18	75.0	24	100.0	0	0	25.2
20)	N.Y. Giants	12	11	6	54.5	9	75.0	0	1	25.4
21)	Atlanta	20	18	8	44.4	15	75.0	1	2	25.7
22)	Philadelphia	16	16	13	81.3	14	87.5	0	0	25.8
23)	Detroit	16	16	6	37.5	10	62.5	0	0	26.0
24)	L.A. Rams	18	18	11	61.1	12	66.7	0	1	26.3
25)	L.A. Chargers	13	13	10	76.9	13	100.0	0	0	26.6
26)	Jacksonville	15	15	6	40.0	10	66.7	0	1	26.7
27)	Minnesota	16	14	10	71.4	12	75.0	0	0	26.9
28)	Cincinnati	17	16	14	87.5	15	88.2	1	0	27.2
29)	Denver	13	13	8	61.5	9	69.2	0	0	28.2
30)	Kansas City	17	17	8	47.1	11	64.7	0	2	28.2
31)	N.Y. Jets	10	9	4	44.4	4	40.0	0	0	28.7
32)	Cleveland	15	15	10	66.7	13	86.7	1	0	30.1
<b>Totals</b>		<b>533</b>	<b>514</b>	<b>352</b>	<b>68.5</b>	<b>426</b>	<b>82.9</b>	<b>5</b>	<b>33</b>	<b>25.3</b>

Note: Average team drive start DOES NOT include onside kicks or kickoffs at the end of a half unless either kickoff is returned for a touchdown. All other kickoffs (returned kickoffs, fair catches, touchback and kickoffs out of bounds) are included. Kickoffs resulting in the kicking team retaining possession are not included.

ADJ KO: Adjusted kickoffs are used to compute the Avg. Team Drive Start.

I20: The number of drives that start inside (not including) the 20 yd line.

**WEEK 3 / THROUGH MONDAY, SEPTEMBER 28, 2020****AFC / SINGLE-GAME HIGHS / PLAYERS**

**Most Points**-- 19, Gostkowski, Tenn. at Minn., 9/27, (0 td, 6 fg, 1 xp, 0 2pt)  
**Passing Yards**-- 415, J. Allen, Buff. at Miami, 9/20, (24-35, 415, 4 td, 0 int)  
**Longest Pass**-- 84, Roethlisberger, Pitt. vs. Denv., 9/20, (to Claypool, Chase, td)  
**Passing Touchdowns**-- 4, (4 times in Non-Overtime Games)  
**Rushing Yards**-- 138, Edwards-Helairie, K.C. vs. Hou., 9/10, (25-138, 1 td)  
**Rushing Attempts**-- 31, Henry, Tenn. at Denv., 9/14, (31-116, 0 td)  
**Longest Rush**-- 59, Conner, Pitt. vs. Denv., 9/20  
**Receptions**-- 13, Allen, LA-C vs. Car., 9/27, (13-132, 1 td)  
**Receiving Yards**-- 179, Edelman, N.E. at Sea., 9/20, (8-179, 0 td)  
**Kickoff Return Yards**-- 119, Duvernay, Balt. vs. K.C., 9/28, (2-119, 1 td)  
**Kickoff Returns**-- 4, Reed, LA-C vs. K.C., 9/20 (OT), (4-85, 0 td)  
**Kickoff Returns**-- 4, Malone, NY-J at Ind., 9/27, (4-75, 0 td)  
**Longest Kickoff Return**-- 93, Duvernay, Balt. vs. K.C., 9/28, td  
**Punt Return Yards**-- 68, Roberts, Buff. vs. NY-J, 9/13, (5-68, 1 fc, 0 td)  
**Punt Returns**-- 5, Roberts, Buff. vs. NY-J, 9/13, (5-68, 1 fc, 0 td)  
**Longest Punt Return**-- 27, Renfrow, L.V. at Car., 9/13  
**Interceptions**-- 2, X. Rhodes, Ind. vs. NY-J, 9/27, (2-44, 1 td)  
**Longest Interception Return**-- 49, Joseph, Clev. vs. Wash., 9/27  
**Sacks**-- 2.5, T. Watt, Pitt. vs. Denv., 9/20  
**Scrimmage Yards**-- 179, Edelman, N.E. at Sea., 9/20, (Rush 0-0, Rec 8-179)  
**Longest Punt**-- 72, Bojorquez, Buff. vs. LA-R, 9/27  
**Punts**-- 7, Huber, Cin. at Phil., 9/27 (OT), (7-298, 42.6)  
**Punts**-- 6, (3 times in Non-Overtime Games)  
**Field Goals Made**-- 6, Gostkowski, Tenn. at Minn., 9/27, (6-6, 55 lg)  
**Longest Field Goal**-- 58, Butker, K.C. at LA-C, 9/20 (OT)  
**Longest Field Goal**-- 56, McManus, Denv. vs. T.B., 9/27

**NFC / SINGLE-GAME HIGHS / PLAYERS**

**Most Points**-- 18, (4 times in Non-Overtime Games)  
**Passing Yards**-- 472, Prescott, Dal. at Sea., 9/27, (37-57, 472, 3 td, 2 int)  
**Longest Pass**-- 76, Garoppolo, S.F. vs. Ariz., 9/13, (to Mostert, Raheem, td)  
**Passing Touchdowns**-- 5, Wilson, Sea. vs. N.E., 9/20, (21-28, 288, 5 td, 1 int)  
**Passing Touchdowns**-- 5, Wilson, Sea. vs. Dal., 9/27, (27-40, 315, 5 td, 0 int)  
**Rushing Yards**-- 181, Cook, Minn. vs. Tenn., 9/27, (22-181, 1 td)  
**Rushing Attempts**-- 23, McCaffrey, Car. vs. L.V., 9/13, (23-97, 2 td)  
**Longest Rush**-- 80, Mostert, S.F. at NY-J, 9/20, td  
**Receptions**-- 14, D. Adams, G.B. at Minn., 9/13, (14-156, 2 td)  
**Receptions**-- 14, Hopkins, Ariz. at S.F., 9/13, (14-151, 0 td)  
**Receiving Yards**-- 175, Jefferson, Minn. vs. Tenn., 9/27, (7-175, 1 td)  
**Kickoff Return Yards**-- 110, Patterson, Chi. at Det., 9/13, (3-110, 0 td)  
**Kickoff Returns**-- 5, Pollard, Dal. vs. Atl., 9/20, (5-106, 0 td)  
**Longest Kickoff Return**-- 45, Patterson, Chi. at Det., 9/13  
**Punt Return Yards**-- 59, D. Harris, N.O. vs. T.B., 9/13, (4-59, 1 fc, 0 td)  
**Punt Returns**-- 5, S. Sims, Wash. vs. Phil., 9/13, (5-17, 0 fc, 0 td)  
**Longest Punt Return**-- 20, (3 times in Non-Overtime Games)  
**Interceptions**-- 1, (35 times in Non-Overtime Games)  
**Longest Interception Return**-- 66, Jackson, Car. at LA-C, 9/27  
**Sacks**-- 3.0, A. Smith, Dal. at Sea., 9/27  
**Scrimmage Yards**-- 236, A. Jones, G.B. vs. Det., 9/20, (Rush 18-168, Rec 4-68)  
**Longest Punt**-- 67, Fox, Det. at G.B., 9/20  
**Longest Punt**-- 67, M. Dickson, Sea. vs. Dal., 9/27  
**Punts**-- 7, Way, Wash. vs. Phil., 9/13, (7-329, 47.0)  
**Punts**-- 7, M. Dickson, Sea. vs. Dal., 9/27, (7-383, 54.7)  
**Field Goals Made**-- 5, Slye, Car. at LA-C, 9/27, (5-5, 31 lg)  
**Longest Field Goal**-- 56, Z. Gonzalez, Ariz. at S.F., 9/13

WEEK 3 / THROUGH MONDAY, SEPTEMBER 28, 2020

NFL / SINGLE-GAME HIGHS / PLAYERS

**Most Points**-- 19, Gostkowski, Tenn. at Minn., 9/27, (0 td, 6 fg, 1 xp, 0 2pt)  
**Passing Yards**-- 472, Prescott, Dal. at Sea., 9/27, (37-57, 472, 3 td, 2 int)  
**Longest Pass**-- 84, Roethlisberger, Pitt. vs. Denv., 9/20, (to Claypool, Chase, td)  
**Passing Touchdowns**-- 5, Wilson, Sea. vs. N.E., 9/20, (21-28, 288, 5 td, 1 int)  
**Passing Touchdowns**-- 5, Wilson, Sea. vs. Dal., 9/27, (27-40, 315, 5 td, 0 int)  
**Rushing Yards**-- 181, Cook, Minn. vs. Tenn., 9/27, (22-181, 1 td)  
**Rushing Attempts**-- 31, Henry, Tenn. at Denv., 9/14, (31-116, 0 td)  
**Longest Rush**-- 80, Mostert, S.F. at NY-J, 9/20, td  
**Receptions**-- 14, D. Adams, G.B. at Minn., 9/13, (14-156, 2 td)  
**Receptions**-- 14, Hopkins, Ariz. at S.F., 9/13, (14-151, 0 td)  
**Receiving Yards**-- 179, Edelman, N.E. at Sea., 9/20, (8-179, 0 td)  
**Kickoff Return Yards**-- 119, Duvernay, Balt. vs. K.C., 9/28, (2-119, 1 td)  
**Kickoff Returns**-- 5, Pollard, Dal. vs. Atl., 9/20, (5-106, 0 td)  
**Longest Kickoff Return**-- 93, Duvernay, Balt. vs. K.C., 9/28, td  
**Punt Return Yards**-- 68, Roberts, Buff. vs. NY-J, 9/13, (5-68, 1 fc, 0 td)  
**Punt Returns**-- 5, Roberts, Buff. vs. NY-J, 9/13, (5-68, 1 fc, 0 td)  
**Punt Returns**-- 5, S. Sims, Wash. vs. Phil., 9/13, (5-17, 0 fc, 0 td)  
**Longest Punt Return**-- 27, Renfrow, L.V. at Car., 9/13  
**Interceptions**-- 2, X. Rhodes, Ind. vs. NY-J, 9/27, (2-44, 1 td)  
**Longest Interception Return**-- 66, Jackson, Car. at LA-C, 9/27  
**Sacks**-- 3.0, A. Smith, Dal. at Sea., 9/27  
**Scrimmage Yards**-- 236, A. Jones, G.B. vs. Det., 9/20, (Rush 18-168, Rec 4-68)  
**Longest Punt**-- 72, Bojorquez, Buff. vs. LA-R, 9/27  
**Punts**-- 7, Huber, Cin. at Phil., 9/27 (OT), (7-298, 42.6)  
**Punts**-- 7, Way, Wash. vs. Phil., 9/13, (7-329, 47.0)  
**Punts**-- 7, M. Dickson, Sea. vs. Dal., 9/27, (7-383, 54.7)  
**Field Goals Made**-- 6, Gostkowski, Tenn. at Minn., 9/27, (6-6, 55 lg)  
**Longest Field Goal**-- 58, Butker, K.C. at LA-C, 9/20 (OT)  
**Longest Field Goal**-- 56, Z. Gonzalez, Ariz. at S.F., 9/13  
**Longest Field Goal**-- 56, McManus, Denv. vs. T.B., 9/27

**WEEK 3 / THROUGH MONDAY, SEPTEMBER 28, 2020**

**300-Yard Passing Games**

472, Prescott, DAL at SEA 09/27 (37-57, 3 TD)  
450, Ryan, ATL vs. SEA 09/13 (37-54, 2 TD)  
450, Prescott, DAL vs. ATL 09/20 (34-47, 1 TD)  
415, J. Allen, BUF at MIA 09/20 (24-35, 4 TD)  
397, Newton, NE at SEA 09/20 (30-44, 1 TD)  
385, Mahomes, KC at BAL 09/28 (31-42, 4 TD)  
367, Bridgewater, CAR at TB 09/20 (33-42, 0 TD)  
364, Rodgers, GB at MIN 09/13 (32-44, 4 TD)  
363, Rivers, IND at JAX 09/13 (36-46, 1 TD)  
343, Mullens, SF at NYG 09/27 (25-36, 1 TD)  
339, Minshew, JAX at TEN 09/20 (30-45, 3 TD)  
330, Herbert, LAC vs. CAR 09/27 (35-49, 1 TD)  
328, Fitzpatrick, MIA vs. BUF 09/20 (31-47, 2 TD)  
322, Wilson, SEA at ATL 09/13 (31-35, 4 TD)  
321, Tannehill, TEN at MIN 09/27 (23-37, 0 TD)  
321, Goff, LAR at BUF 09/27 (23-32, 2 TD)  
316, Burrow, CIN at CLE 09/17 (37-61, 3 TD)  
315, Wilson, SEA vs. DAL 09/27 (27-40, 5 TD)  
312, Burrow, CIN at PHI 09/27 (ot) (31-44, 2 TD)  
312, J. Allen, BUF vs. NYJ 09/13 (33-46, 2 TD)  
312, Brees, NO at LV 09/21 (26-38, 1 TD)  
311, Roethlisberger, PIT vs. DEN 09/20 (29-41, 2 TD)  
311, Herbert, LAC vs. KC 09/20 (ot) (22-33, 1 TD)  
311, J. Allen, BUF vs. LAR 09/27 (24-33, 4 TD)  
302, Mahomes, KC at LAC 09/20 (ot) (27-47, 2 TD)

**WEEK 3 / THROUGH MONDAY, SEPTEMBER 28, 2020**

**100-Yard Receiving Games**

179, Edelman, NE at SEA 09/20 (8 rec., 0 TD)  
175, Jefferson, MIN vs. TEN 09/27 (7 rec., 1 TD)  
157, J. Jones, ATL vs. SEA 09/13 (9 rec., 0 TD)  
156, D. Adams, GB at MIN 09/13 (14 rec., 2 TD)  
153, Diggs, BUF at MIA 09/20 (8 rec., 1 TD)  
151, Hopkins, ARI at SF 09/13 (14 rec., 0 TD)  
146, Lazard, GB at NO 09/27 (6 rec., 1 TD)  
139, Kamara, NO vs. GB 09/27 (13 rec., 2 TD)  
138, Gallup, DAL at SEA 09/27 (6 rec., 1 TD)  
137, Hopkins, ARI vs. DET 09/27 (10 rec., 0 TD)  
132, Allen, LAC vs. CAR 09/27 (13 rec., 1 TD)  
130, Ridley, ATL vs. SEA 09/13 (9 rec., 2 TD)  
130, Gesicki, MIA vs. BUF 09/20 (8 rec., 1 TD)  
125, Boyd, CIN at PHI 09/27 (ot) (10 rec., 0 TD)  
125, McLaurin, WAS at ARI 09/20 (7 rec., 1 TD)  
123, Robinson, CHI at ATL 09/27 (10 rec., 1 TD)  
120, Moore, CAR at TB 09/20 (8 rec., 0 TD)  
118, Raymond, TEN at MIN 09/27 (3 rec., 0 TD)  
115, Crowder, NYJ at BUF 09/13 (7 rec., 1 TD)  
114, Anderson, CAR vs. LV 09/13 (6 rec., 1 TD)  
114, Gage, ATL vs. SEA 09/13 (9 rec., 0 TD)  
112, Fuller, HOU at KC 09/10 (8 rec., 0 TD)  
111, Alie-Cox, IND vs. MIN 09/20 (5 rec., 0 TD)  
110, Thielen, MIN vs. GB 09/13 (6 rec., 2 TD)  
110, Ridley, ATL vs. CHI 09/27 (5 rec., 0 TD)  
110, Metcalf, SEA vs. DAL 09/27 (4 rec., 1 TD)  
109, Ridley, ATL at DAL 09/20 (7 rec., 2 TD)  
109, Anderson, CAR at TB 09/20 (9 rec., 0 TD)  
107, Kupp, LAR at BUF 09/27 (9 rec., 1 TD)  
107, C. Wilson, DAL at SEA 09/27 (5 rec., 2 TD)  
106, Lamb, DAL vs. ATL 09/20 (6 rec., 0 TD)  
105, Waller, LV vs. NO 09/21 (12 rec., 1 TD)  
105, Woods, LAR vs. DAL 09/13 (6 rec., 0 TD)  
104, M. Evans, TB vs. CAR 09/20 (7 rec., 1 TD)  
102, D. Slayton, NYG vs. PIT 09/14 (6 rec., 2 TD)  
101, Goedert, PHI at WAS 09/13 (8 rec., 1 TD)  
101, M. Brown, BAL vs. CLE 09/13 (5 rec., 0 TD)  
101, C. Davis, TEN at DEN 09/14 (7 rec., 0 TD)  
100, Lockett, SEA vs. DAL 09/27 (9 rec., 3 TD)  
100, Beasley, BUF vs. LAR 09/27 (6 rec., 0 TD)  
100, Cooper, DAL vs. ATL 09/20 (6 rec., 0 TD)

WEEK 3 / THROUGH MONDAY, SEPTEMBER 28, 2020

**100-Yard Rushing Games**

181, Cook, MIN vs. TEN 09/27 (22 att., 1 TD)  
168, A. Jones, GB vs. DET 09/20 (18 att., 2 TD)  
138, Edwards-Helaire, KC vs. HOU 09/10 (25 att., 1 TD)  
124, Chubb, CLE vs. CIN 09/17 (22 att., 2 TD)  
119, Henry, TEN at MIN 09/27 (26 att., 2 TD)  
117, Michel, NE vs. LV 09/27 (9 att., 0 TD)  
116, Henry, TEN at DEN 09/14 (31 att., 0 TD)  
114, Henderson, LAR at BUF 09/27 (20 att., 1 TD)  
113, Snell, PIT at NYG 09/14 (19 att., 0 TD)  
109, Conner, PIT vs. HOU 09/27 (18 att., 1 TD)  
108, Chubb, CLE vs. WAS 09/27 (19 att., 2 TD)  
106, Conner, PIT vs. DEN 09/20 (16 att., 1 TD)  
103, Fournette, TB vs. CAR 09/20 (12 att., 2 TD)  
102, J. Robinson, JAX at TEN 09/20 (16 att., 1 TD)  
101, Taylor, IND vs. MIN 09/20 (26 att., 1 TD)



**WEEK 3 / THROUGH MONDAY, SEPTEMBER 28, 2020**

**AFC / LEADING PASSERS**

Player, Team	Att	Comp	Pct		Avg		Pct			Pct Rating	
			Comp	Yds	Gain	TD	TD	Long	Int	Int	Points
J. Allen, Buf.	114	81	71.1	1038	9.11	10	8.8	47	1	0.9	124.8
Carr, L.V.	100	74	74.0	784	7.84	6	6.0	45	0	0.0	116.4
Mahomes, K.C.	121	82	67.8	898	7.42	9	7.4	54t	0	0.0	114.3
Jackson, Bal.	77	53	68.8	576	7.48	5	6.5	47	0	0.0	112.3
Tannehill, Ten.	104	70	67.3	809	7.78	6	5.8	63	1	1.0	105.8
Roethlisberger, Pit.	109	73	67.0	777	7.13	7	6.4	84t	1	0.9	105.2
Minshew, Jac.	107	79	73.8	787	7.36	6	5.6	45	3	2.8	101.3
Rivers, Ind.	92	72	78.3	794	8.63	3	3.3	45	3	3.3	99.9
Watson, Hou.	95	64	67.4	792	8.34	4	4.2	38	3	3.2	93.8
Mayfield, Cle.	85	53	62.4	564	6.64	5	5.9	43t	2	2.4	91.5
Fitzpatrick, Mia.	97	69	71.1	679	7.00	4	4.1	27	3	3.1	91.4
*Herbert, LA-C	82	57	69.5	641	7.82	2	2.4	35	2	2.4	90.5
Newton, N.E.	91	62	68.1	714	7.85	2	2.2	49	2	2.2	89.7
*Burrow, Cin.	141	91	64.5	821	5.82	5	3.5	42	1	0.7	89.0
Driskel, Den.	64	35	54.7	432	6.75	3	4.7	45	2	3.1	78.4
Darnold, NY-J	96	59	61.5	562	5.85	3	3.1	69t	4	4.2	70.7

**AFC / LEADING PASSERS, RANKS**

Player, Team	Att	Comp	Pct		Avg		Pct			Pct Rating	
			Comp	Yds	Gain	TD	TD	Long	Int	Int	Points
J. Allen, Buf.	3	3	5	1	1	1	1		4t	5	1
Carr, L.V.	7	5	2	8	5	4t	5		1t	1t	2
Mahomes, K.C.	2	2	9	2	9	2	2		1t	1t	3
Jackson, Bal.	15	14t	7	13	8	7t	3		1t	1t	4
Tannehill, Ten.	6	8	11	4	7	4t	7		4t	7	5
Roethlisberger, Pit.	4	6	12	9	11	3	4		4t	6	6
Minshew, Jac.	5	4	3	7	10	4t	8		12t	11	7
Rivers, Ind.	11	7	1	5	2	12t	13		12t	15	8
Watson, Hou.	10	10	10	6	3	10t	10		12t	14	9
Mayfield, Cle.	13	14t	14	14	14	7t	6		8t	9	10
Fitzpatrick, Mia.	8	9	4	11	12	10t	11		12t	12	11
*Herbert, LA-C	14	13	6	12	6	15t	15		8t	10	12
Newton, N.E.	12	11	8	10	4	15t	16		8t	8	13
*Burrow, Cin.	1	1	13	3	16	7t	12		4t	4	14
Driskel, Den.	16	16	16	16	13	12t	9		8t	13	15
Darnold, NY-J	9	12	15	15	15	12t	14		16	16	16

**WEEK 3 / THROUGH MONDAY, SEPTEMBER 28, 2020****AFC / FOURTH-QUARTER PASSING LEADERS**

Rank	Player, Team	Att	Comp	Comp%	Yards	YPA	TD	TD%	Int	Int%	Rating
1)	J. Allen, Buf.	32	23	71.9	346	10.81	3	9.4	0	0.0	138.3
2)	Mahomes, K.C.	27	18	66.7	230	8.52	3	11.1	0	0.0	130.2
3)	Roethlisberger, Pit.	24	21	87.5	181	7.54	2	8.3	0	0.0	125.9
4)	Jackson, Bal.	12	9	75.0	79	6.58	1	8.3	0	0.0	119.8
5)	Newton, N.E.	22	15	68.2	188	8.55	1	4.5	0	0.0	109.7
6)	*Herbert, LA-C	24	17	70.8	162	6.75	1	4.2	0	0.0	103.1
7)	Carr, L.V.	26	19	73.1	169	6.50	1	3.8	0	0.0	102.9
8)	Driskel, Den.	16	10	62.5	98	6.13	1	6.3	0	0.0	100.5
9)	Minshew, Jac.	34	25	73.5	256	7.53	3	8.8	2	5.9	99.6
10)	Rivers, Ind.	19	15	78.9	141	7.42	1	5.3	1	5.3	93.2
11)	Fitzpatrick, Mia.	22	17	77.3	151	6.86	1	4.5	1	4.5	91.3
12)	*Burrow, Cin.	50	33	66.0	322	6.44	2	4.0	1	2.0	88.9
13)	Darnold, NY-J	33	22	66.7	163	4.94	1	3.0	0	0.0	88.3
14)	Tannehill, Ten.	29	17	58.6	127	4.38	1	3.4	0	0.0	80.7
15)	Lock, Den.	11	6	54.5	69	6.27	0	0.0	0	0.0	73.7
16)	Mayfield, Cle.	11	7	63.6	62	5.64	1	9.1	1	9.1	71.0
17)	Watson, Hou.	29	17	58.6	234	8.07	1	3.4	2	6.9	67.3
18)	Rypien, Den.	9	8	88.9	53	5.89	0	0.0	1	11.1	51.6

**AFC / THIRD-DOWN PASSING LEADERS**

Rank	Player, Team	Att	Comp	Comp%	Yards	YPA	TD	TD%	Int	Int%	Rating
1)	*Herbert, LA-C	20	16	80.0	193	9.65	2	10.0	0	0.0	140.2
2)	J. Allen, Buf.	23	17	73.9	200	8.70	3	13.0	0	0.0	139.5
3)	Jackson, Bal.	18	13	72.2	165	9.17	2	11.1	0	0.0	137.5
4)	Mahomes, K.C.	29	21	72.4	233	8.03	5	17.2	0	0.0	135.5
5)	Minshew, Jac.	25	19	76.0	179	7.16	3	12.0	0	0.0	134.8
6)	Carr, L.V.	23	17	73.9	167	7.26	2	8.7	0	0.0	122.9
7)	Roethlisberger, Pit.	33	23	69.7	261	7.91	3	9.1	1	3.0	110.8
8)	Watson, Hou.	21	14	66.7	194	9.24	1	4.8	1	4.8	92.2
9)	*Burrow, Cin.	30	19	63.3	181	6.03	1	3.3	0	0.0	91.1
10)	Tannehill, Ten.	30	17	56.7	135	4.50	2	6.7	0	0.0	90.3
11)	Driskel, Den.	20	11	55.0	127	6.35	0	0.0	0	0.0	74.4
12)	Mayfield, Cle.	26	13	50.0	167	6.42	1	3.8	1	3.8	67.3
13)	Rivers, Ind.	22	13	59.1	125	5.68	1	4.5	2	9.1	52.3
14)	Darnold, NY-J	28	15	53.6	170	6.07	1	3.6	3	10.7	44.3
15)	Fitzpatrick, Mia.	21	11	52.4	67	3.19	1	4.8	2	9.5	35.3

**WEEK 3 / THROUGH MONDAY, SEPTEMBER 28, 2020****AFC / LEADING RUSHERS**

Rank	Player, Team	Att	Yards	Avg	Long	TD
1)	Henry, Ten.	82	319	3.9	16	2
2)	Chubb, Cle.	51	292	5.7	29	4
3)	Jacobs, L.V.	68	252	3.7	14	3
4)	*Edwards-Helaire, K.C.	55	240	4.4	27t	1
5)	Ekeler, LA-C	47	236	5.0	13	1
6)	Conner, Pit.	40	224	5.6	59	2
7)	*J. Robinson, Jac.	43	210	4.9	39	3
8)	Hunt, Cle.	39	204	5.2	33	1
9t)	Jackson, Bal. (QB)	32	182	5.7	30	0
9t)	*Taylor, Ind.	48	182	3.8	16	2
11)	Gordon, Den.	42	174	4.1	25	1
12)	Michel, N.E.	26	173	6.7	48	1
13)	*Kelley, LA-C	43	167	3.9	26	1
14)	Mixon, Cin.	52	164	3.2	14	0
15)	Singleton, Buf.	32	157	4.9	18	0
16)	Gaskin, Mia.	38	152	4.0	15	0
17)	Newton, N.E. (QB)	35	149	4.3	21	4
18)	Gore, NY-J	42	144	3.4	13	0
19)	Da. Johnson, Hou.	35	134	3.8	19t	2
20t)	Edwards, Bal.	18	129	7.2	24	0
20t)	Snell, Pit.	29	129	4.4	30	0
22)	Ingram, Bal.	26	114	4.4	30t	1
23)	J. Allen, Buf. (QB)	22	84	3.8	16	2
24)	Burkhead, N.E.	19	83	4.4	17	2
25)	Mahomes, K.C. (QB)	10	80	8.0	21	1
26)	Wilkins, Ind.	18	79	4.4	22	0
27)	*Dobbins, Bal.	10	76	7.6	44	2
28)	*Taylor, N.E.	16	70	4.4	11	0
29)	Fitzpatrick, Mia. (QB)	15	68	4.5	14	1
30)	*Burrow, Cin. (QB)	16	64	4.0	23t	1
31)	Breida, Mia.	15	63	4.2	11	0
32)	Minshew, Jac. (QB)	12	60	5.0	16	0
33)	Booker, L.V.	10	59	5.9	23	0
34t)	Hines, Ind.	14	49	3.5	12t	1
34t)	Watson, Hou. (QB)	12	49	4.1	13	1
36t)	*Moss, Buf.	17	48	2.8	14	0
36t)	*Shenault, Jac. (WR)	8	48	6.0	14	0
38)	*McFarland, Pit.	6	42	7.0	20	0
39)	*Perine, NY-J	10	41	4.1	11	0
40)	Richard, L.V.	3	40	13.3	20t	1
41)	Tannehill, Ten. (QB)	11	35	3.2	11	0
42)	T. Hill, K.C. (WR)	3	34	11.3	22	0
43t)	Darnold, NY-J (QB)	8	33	4.1	8	0
43t)	*Herbert, LA-C (QB)	7	33	4.7	11	1
45)	D. Thompson, K.C.	6	32	5.3	14	0
46t)	Grant, Mia. (WR)	1	29	29.0	29	0
46t)	Darre. Williams, K.C.	9	29	3.2	7	0
48)	Mack, Ind.	4	26	6.5	18	0
49t)	Freeman, Den.	6	24	4.0	13	0
49t)	Lindsay, Den.	7	24	3.4	10	0

**AFC / THIRD-AND-ONE RUSHING LEADERS**

Rank	Player, Team	Att	FD	Pct
1t)	*Burrow, Cin.	2	2	100.0
1t)	Driskel, Den.	2	2	100.0
1t)	Fitzpatrick, Mia.	2	2	100.0
1t)	J. Howard, Mia.	2	2	100.0
1t)	Michel, N.E.	2	2	100.0
1t)	Newton, N.E.	2	2	100.0
1t)	Snell, Pit.	2	2	100.0
1t)	Ballage, NY-J	1	1	100.0
1t)	Bernard, Cin.	1	1	100.0
1t)	Breida, Mia.	1	1	100.0
1t)	Edwards, Bal.	1	1	100.0
1t)	Gaskin, Mia.	1	1	100.0
1t)	*Herbert, LA-C	1	1	100.0
1t)	Du. Johnson, Hou.	1	1	100.0
1t)	*J. Robinson, Jac.	1	1	100.0
1t)	Watson, Hou.	1	1	100.0
1t)	Yeldon, Buf.	1	1	100.0
18)	*Kelley, LA-C	4	3	75.0
19)	Jacobs, L.V.	3	2	66.7
20t)	Henry, Ten.	4	2	50.0
20t)	Hunt, Cle.	2	1	50.0
20t)	Tannehill, Ten.	2	1	50.0
20t)	Wilkins, Ind.	2	1	50.0
24)	*Edwards-Helaire, K.C.	3	1	33.3

**WEEK 3 / THROUGH MONDAY, SEPTEMBER 28, 2020**

**AFC / LEADERS IN RECEPTIONS**

Rank	Player, Team	Rec	Yards	Avg	Long	TD
1)	Allen, LA-C	24	265	11.0	28	1
2t)	Boyd, Cin.	21	230	11.0	25	1
2t)	Kelce, K.C. (TE)	21	227	10.8	29	2
4t)	Diggs, Buf.	20	288	14.4	47	2
4t)	Waller, L.V. (TE)	20	159	8.0	18	1
6)	Smith-Schuster, Pit.	17	160	9.4	26t	3
7t)	Henry, LA-C (TE)	16	206	12.9	33	0
7t)	Ekeler, LA-C (RB)	16	142	8.9	28	0
9t)	Edelman, N.E.	15	259	17.3	49	0
9t)	Beasley, Buf.	15	228	15.2	29	0
9t)	T. Hill, K.C.	15	222	14.8	54t	3
9t)	C. Davis, Ten.	15	206	13.7	38	1
9t)	Watkins, K.C.	15	155	10.3	19	1
9t)	Cole, Jac.	15	148	9.9	23	2
9t)	Harry, N.E.	15	145	9.7	27	0
9t)	Humphries, Ten.	15	136	9.1	23	1
9t)	Gaskin, Mia. (RB)	15	91	6.1	15	0
18t)	Fant, Den. (TE)	14	184	13.1	31	2
18t)	Parker, Mia.	14	169	12.1	20	1
18t)	D. Johnson, Pit.	14	149	10.6	28t	1
21t)	J. Smith, Ten. (TE)	13	181	13.9	63	3
21t)	*Jeudy, Den.	13	173	13.3	25	0
21t)	Green, Cin.	13	116	8.9	15	0
21t)	Hines, Ind. (RB)	13	89	6.8	12	1
25t)	Gesicki, Mia. (TE)	12	175	14.6	27	2
25t)	Fuller, Hou.	12	166	13.8	31	1
25t)	M. Brown, Bal.	12	156	13.0	47	0
25t)	Landry, Cle.	12	143	11.9	21	0
25t)	Bernard, Cin. (RB)	12	98	8.2	42	0
30t)	Cobb, Hou.	11	177	16.1	34	1
30t)	Beckham, Cle.	11	155	14.1	43t	1
30t)	Renfrow, L.V.	11	142	12.9	26	1
30t)	Akins, Hou. (TE)	11	122	11.1	20	1
30t)	*Shenault, Jac.	11	105	9.5	18	1
30t)	Ford, Mia.	11	103	9.4	14	0
30t)	*Edwards-Helaire, K.C. (RB)	11	102	9.3	24	0
30t)	Burkhead, N.E. (RB)	11	96	8.7	19	1
30t)	Singleton, Buf. (RB)	11	93	8.5	34	0
39t)	Alie-Cox, Ind. (TE)	10	181	18.1	45	1
39t)	J. Brown, Buf.	10	152	15.2	46t	2
39t)	Cooks, Hou.	10	138	13.8	38	0
39t)	Hilton, Ind.	10	133	13.3	28	0
39t)	*J. Robinson, Jac. (RB)	10	129	12.9	28	0
39t)	Berrios, NY-J	10	123	12.3	30t	2
39t)	Patrick, Den.	10	96	9.6	27	1
39t)	Washington, Pit.	10	92	9.2	21	1
39t)	Jacobs, L.V. (RB)	10	75	7.5	29	0
39t)	Herndon, NY-J (TE)	10	63	6.3	18	0
39t)	Thompson, Jac. (RB)	10	61	6.1	14t	1
50t)	Ebron, Pit. (TE)	9	113	12.6	21	1
50t)	Andrews, Bal. (TE)	9	109	12.1	29	2
50t)	Byrd, N.E.	9	99	11.0	23	0
50t)	*Taylor, Ind. (RB)	9	79	8.8	35	0
50t)	*Pittman, Ind.	9	73	8.1	16	0
50t)	Sample, Cin. (TE)	9	53	5.9	10	0
50t)	Gordon, Den. (RB)	9	34	3.8	16t	1

**WEEK 3 / THROUGH MONDAY, SEPTEMBER 28, 2020**

**AFC / RECEIVING YARDAGE LEADERS**

Rank	Player, Team	Yards	Rec	Avg	Long	TD
1)	Diggs, Buf.	288	20	14.4	47	2
2)	Allen, LA-C	265	24	11.0	28	1
3)	Edelman, N.E.	259	15	17.3	49	0
4)	Boyd, Cin.	230	21	11.0	25	1
5)	Beasley, Buf.	228	15	15.2	29	0
6)	Kelce, K.C. (TE)	227	21	10.8	29	2
7)	T. Hill, K.C.	222	15	14.8	54t	3
8t)	C. Davis, Ten.	206	15	13.7	38	1
8t)	Henry, LA-C (TE)	206	16	12.9	33	0
10)	Fant, Den. (TE)	184	14	13.1	31	2
11t)	Alie-Cox, Ind. (TE)	181	10	18.1	45	1
11t)	J. Smith, Ten. (TE)	181	13	13.9	63	3
13)	Cobb, Hou.	177	11	16.1	34	1
14)	Gesicki, Mia. (TE)	175	12	14.6	27	2
15)	*Jeudy, Den.	173	13	13.3	25	0
16)	Parker, Mia.	169	14	12.1	20	1
17)	Fuller, Hou.	166	12	13.8	31	1
18)	Smith-Schuster, Pit.	160	17	9.4	26t	3
19)	Waller, L.V. (TE)	159	20	8.0	18	1
20)	M. Brown, Bal.	156	12	13.0	47	0
21t)	Beckham, Cle.	155	11	14.1	43t	1
21t)	Watkins, K.C.	155	15	10.3	19	1
23)	J. Brown, Buf.	152	10	15.2	46t	2
24)	*Claypool, Pit.	151	6	25.2	84t	1
25)	D. Johnson, Pit.	149	14	10.6	28t	1
26)	Cole, Jac.	148	15	9.9	23	2
27)	Harry, N.E.	145	15	9.7	27	0
28)	Landry, Cle.	143	12	11.9	21	0
29t)	Ekeler, LA-C (RB)	142	16	8.9	28	0
29t)	Renfrow, L.V.	142	11	12.9	26	1
31)	Cooks, Hou.	138	10	13.8	38	0
32)	Humphries, Ten.	136	15	9.1	23	1
33)	Hilton, Ind.	133	10	13.3	28	0
34)	*J. Robinson, Jac. (RB)	129	10	12.9	28	0
35)	Berrios, NY-J	123	10	12.3	30t	2
36)	Akins, Hou. (TE)	122	11	11.1	20	1
37)	Raymond, Ten.	118	3	39.3	61	0
38)	Hardman, K.C.	117	7	16.7	49t	1
39)	Green, Cin.	116	13	8.9	15	0
40)	Crowder, NY-J	115	7	16.4	69t	1
41)	Ebron, Pit. (TE)	113	9	12.6	21	1
42t)	Andrews, Bal. (TE)	109	9	12.1	29	2
42t)	Chark, Jac.	109	7	15.6	45	1
44)	*Shenault, Jac.	105	11	9.5	18	1
45t)	*Davis, Buf.	103	7	14.7	39	1
45t)	Ford, Mia.	103	11	9.4	14	0
47)	*Edwards-Helaire, K.C. (RB)	102	11	9.3	24	0
48)	Williams, LA-C	100	7	14.3	37	0
49t)	Byrd, N.E.	99	9	11.0	23	0
49t)	*Edwards, L.V.	99	5	19.8	34	0

**WEEK 3 / THROUGH MONDAY, SEPTEMBER 28, 2020**

**AFC / THIRD-DOWN RECEIVING LEADERS**

Rank	Player, Team	Rec	Yards	Avg	Long	TD
1t)	Allen, LA-C	8	120	15.0	28	1
1t)	Smith-Schuster, Pit.	8	72	9.0	18	2
3)	Cole, Jac.	6	44	7.3	11	1
4t)	J. Brown, Buf.	5	87	17.4	46t	1
4t)	Bernard, Cin. (RB)	5	65	13.0	42	0
4t)	Fant, Den. (TE)	5	59	11.8	31	0
4t)	Humphries, Ten.	5	52	10.4	18t	1
4t)	Boyd, Cin.	5	48	9.6	13	1
4t)	Diggs, Buf.	5	47	9.4	17	1
4t)	Waller, L.V. (TE)	5	39	7.8	9	0
4t)	Ekeler, LA-C (RB)	5	36	7.2	16	0
12t)	Cooks, Hou.	4	60	15.0	24	0
12t)	Patrick, Den.	4	55	13.8	27	0
12t)	Ebron, Pit. (TE)	4	49	12.3	18	1
12t)	*Edwards-Helaire, K.C. (RB)	4	47	11.8	18	0
12t)	Snead, Bal.	4	44	11.0	19t	1
12t)	Henry, LA-C (TE)	4	40	10.0	16	0
12t)	Firkser, Ten. (TE)	4	35	8.8	14	0
12t)	Watkins, K.C.	4	35	8.8	15	1
12t)	C. Davis, Ten.	4	34	8.5	10	0
12t)	*Pittman, Ind.	4	34	8.5	13	0
12t)	Burkhead, N.E. (RB)	4	31	7.8	19	1
12t)	Green, Cin.	4	24	6.0	13	0
12t)	Hogan, NY-J	4	22	5.5	9	0
25t)	Crowder, NY-J	3	100	33.3	69t	1
25t)	Cobb, Hou.	3	68	22.7	34	1
25t)	*Claypool, Pit.	3	63	21.0	28	0
25t)	Andrews, Bal. (TE)	3	59	19.7	29	1
25t)	Williams, LA-C	3	50	16.7	37	0
25t)	Landry, Cle.	3	46	15.3	20	0
25t)	Beckham, Cle.	3	39	13.0	18	0
25t)	Beasley, Buf.	3	38	12.7	22	0
25t)	Hilton, Ind.	3	38	12.7	17	0
25t)	M. Brown, Bal.	3	37	12.3	25	0
25t)	Alie-Cox, Ind. (TE)	3	31	10.3	14	0
25t)	D. Johnson, Pit.	3	31	10.3	11	0
25t)	Kelce, K.C. (TE)	3	30	10.0	17	1
25t)	*Shenault, Jac.	3	30	10.0	16	0
25t)	T. Hill, K.C.	3	28	9.3	15	1
25t)	Gaskin, Mia. (RB)	3	26	8.7	13	0
25t)	Thompson, Jac. (RB)	3	22	7.3	14t	1
25t)	Ford, Mia.	3	20	6.7	14	0
25t)	Richard, L.V. (RB)	3	17	5.7	15	0
25t)	Darre. Williams, K.C. (RB)	3	12	4.0	6	0
45t)	Hardman, K.C.	2	67	33.5	49t	1
45t)	Agholor, L.V.	2	42	21.0	23t	1
45t)	Stills, Hou.	2	36	18.0	20	0
45t)	Byrd, N.E.	2	34	17.0	20	0
45t)	Freeman, Den. (RB)	2	31	15.5	28	0
45t)	Guyton, LA-C	2	30	15.0	16	1
45t)	Conley, Jac.	2	29	14.5	24	0
45t)	Renfrow, L.V.	2	27	13.5	17	0
45t)	P. Campbell, Ind.	2	20	10.0	17	0
45t)	*Dobbins, Bal. (RB)	2	20	10.0	13	0
45t)	Hooper, Cle. (TE)	2	20	10.0	11	0
45t)	Chark, Jac.	2	19	9.5	12	0
45t)	Berrios, NY-J	2	16	8.0	11	0
45t)	Hines, Ind. (RB)	2	15	7.5	8t	1
45t)	Hunt, Cle. (RB)	2	15	7.5	9	1
45t)	Ballage, NY-J (RB)	2	13	6.5	8	0
45t)	Conner, Pit. (RB)	2	13	6.5	7	0
45t)	Sample, Cin. (TE)	2	13	6.5	7	0
45t)	Akins, Hou. (TE)	2	12	6.0	8	0
45t)	Parker, Mia.	2	11	5.5	8	0
45t)	Witten, L.V. (TE)	2	5	2.5	3	0
45t)	Malone, NY-J	2	1	0.5	1	0

**WEEK 3 / THROUGH MONDAY, SEPTEMBER 28, 2020****AFC / LEADING SCORERS, NONKICKERS**

Rank	Player, Team	TD	Rush	Rec	Ret	X2	Pts
1t)	Chubb, Cle. (RB)	4	4	0	0	0	24
1t)	Newton, N.E. (QB)	4	4	0	0	0	24
3)	Smith-Schuster, Pit. (WR)	3	0	3	0	1	20
4t)	Burkhead, N.E. (RB)	3	2	1	0	0	18
4t)	T. Hill, K.C. (WR)	3	0	3	0	0	18
4t)	J. Howard, Mia. (RB)	3	3	0	0	0	18
4t)	Hunt, Cle. (RB)	3	1	2	0	0	18
4t)	Jacobs, L.V. (RB)	3	3	0	0	0	18
4t)	*J. Robinson, Jac. (RB)	3	3	0	0	0	18
4t)	J. Smith, Ten. (TE)	3	0	3	0	0	18
11)	Fant, Den. (TE)	2	0	2	0	1	14
12t)	J. Allen, Buf. (QB)	2	2	0	0	0	12
12t)	Andrews, Bal. (TE)	2	0	2	0	0	12
12t)	Berrios, NY-J (WR)	2	0	2	0	0	12
12t)	J. Brown, Buf. (WR)	2	0	2	0	0	12
12t)	Cole, Jac. (WR)	2	0	2	0	0	12
12t)	Conner, Pit. (RB)	2	2	0	0	0	12
12t)	Diggs, Buf. (WR)	2	0	2	0	0	12
12t)	*Dobbins, Bal. (RB)	2	2	0	0	0	12
12t)	Gesicki, Mia. (TE)	2	0	2	0	0	12
12t)	Gordon, Den. (RB)	2	1	1	0	0	12
12t)	Henry, Ten. (RB)	2	2	0	0	0	12
12t)	*Higgins, Cin. (WR)	2	0	2	0	0	12
12t)	Hines, Ind. (RB)	2	1	1	0	0	12
12t)	Da. Johnson, Hou. (RB)	2	2	0	0	0	12
12t)	Kelce, K.C. (TE)	2	0	2	0	0	12
12t)	Kroft, Buf. (TE)	2	0	2	0	0	12
12t)	*Taylor, Ind. (RB)	2	2	0	0	0	12
29t)	Fitzpatrick, Mia. (QB)	1	1	0	0	1	8
29t)	Hardman, K.C. (WR)	1	0	1	0	1	8
29t)	Williams, Mia. (WR)	1	0	1	0	1	8

**WEEK 3 / THROUGH MONDAY, SEPTEMBER 28, 2020****AFC / LEADING SCORERS, KICKERS**

Rank	Player, Team	PAT	FG	Pct	Long	Pts
1t)	*Blankenship, Ind.	8/ 8	8/10	.800	44	32
1t)	Gostkowski, Ten.	5/ 7	9/12	.750	55	32
3)	Tucker, Bal.	10/10	7/ 7	1.000	47	31
4)	Bullock, Cin.	6/ 6	8/ 9	.889	50	30
5)	Carlson, L.V.	10/10	6/ 7	.857	54	28
6)	Butker, K.C.	8/10	5/ 6	.833	58	23
7t)	Badgley, LA-C	4/ 4	6/ 7	.857	43	22
7t)	Boswell, Pit.	7/ 8	5/ 5	1.000	41	22
9t)	*Bass, Buf.	12/12	3/ 5	.600	39	21
9t)	Folk, N.E.	9/10	4/ 6	.667	33	21
11)	Sanders, Mia.	6/ 6	4/ 4	1.000	52	18
12t)	Fairbairn, Hou.	6/ 6	3/ 4	.750	45	15
12t)	Lambo, Jac.	6/ 7	3/ 3	1.000	50	15
12t)	Parkey, Cle.	9/ 9	2/ 2	1.000	42	15
15t)	Ficken, NY-J	4/ 4	3/ 3	1.000	41	13
15t)	McManus, Den.	4/ 4	3/ 4	.750	56	13
17)	*Wright, Jac.	1/ 2	0/ 0	---	--	1
18)	Seibert, Cle.-Cin.	0/ 1	0/ 1	.000	--	0

**AFC / TOUCHBACKS ON KICKOFFS**

Rank	Player, Team	TB
1)	Tucker, Bal.	18
2)	Gostkowski, Ten.	16
3)	*Bass, Buf.	15
4)	Bullock, Cin.	14
5)	Bailey, N.E.	13
6)	Sanders, Mia.	12
7t)	Boswell, Pit.	10
7t)	Carlson, L.V.	10
7t)	Long, LA-C	10
7t)	Parkey, Cle.	10
11)	Sanchez, Ind.	9
12t)	Butker, K.C.	8
12t)	McManus, Den.	8
14)	Fairbairn, Hou.	5
15t)	Cooke, Jac.	4
15t)	Ficken, NY-J	4
17)	Lambo, Jac.	2



**WEEK 3 / THROUGH MONDAY, SEPTEMBER 28, 2020**

**AFC / MOST YARDS FROM SCRIMMAGE**

Rank	Player, Team	Yards	Total			Rushing			Receiving		
			Att+Rec	Avg	Yards	Att	Avg	Yards	Rec	Avg	
1)	Ekeler, LA-C (RB)	378	63	6.0	236	47	5.0	142	16	8.9	
2)	Henry, Ten. (RB)	345	87	4.0	319	82	3.9	26	5	5.2	
3)	*Edwards-Helaire, K.C. (RB)	342	66	5.2	240	55	4.4	102	11	9.3	
4)	*J. Robinson, Jac. (RB)	339	53	6.4	210	43	4.9	129	10	12.9	
5)	Jacobs, L.V. (RB)	327	78	4.2	252	68	3.7	75	10	7.5	
6)	Chubb, Cle. (RB)	309	54	5.7	292	51	5.7	17	3	5.7	
7)	Diggs, Buf. (WR)	288	20	14.4	0	0	---	288	20	14.4	
8)	Conner, Pit. (RB)	287	48	6.0	224	40	5.6	63	8	7.9	
9)	Edelman, N.E. (WR)	281	17	16.5	22	2	11.0	259	15	17.3	
10)	Allen, LA-C (WR)	265	24	11.0	0	0	---	265	24	11.0	
11)	*Taylor, Ind. (RB)	261	57	4.6	182	48	3.8	79	9	8.8	
12)	T. Hill, K.C. (WR)	256	18	14.2	34	3	11.3	222	15	14.8	
13)	Singletary, Buf. (RB)	250	43	5.8	157	32	4.9	93	11	8.5	
14)	Hunt, Cle. (RB)	246	47	5.2	204	39	5.2	42	8	5.3	
15)	Gaskin, Mia. (RB)	243	53	4.6	152	38	4.0	91	15	6.1	
16)	Boyd, Cin. (WR)	230	21	11.0	0	0	---	230	21	11.0	
17)	Beasley, Buf. (WR)	228	15	15.2	0	0	---	228	15	15.2	
18)	Kelce, K.C. (TE)	227	21	10.8	0	0	---	227	21	10.8	
19)	*Kelley, LA-C (RB)	225	47	4.8	167	43	3.9	58	4	14.5	
20)	Mixon, Cin. (RB)	222	59	3.8	164	52	3.2	58	7	8.3	
21)	Gordon, Den. (RB)	208	51	4.1	174	42	4.1	34	9	3.8	
22t)	C. Davis, Ten. (WR)	206	15	13.7	0	0	---	206	15	13.7	
22t)	Henry, LA-C (TE)	206	16	12.9	0	0	---	206	16	12.9	
24)	Da. Johnson, Hou. (RB)	205	42	4.9	134	35	3.8	71	7	10.1	
25)	Michel, N.E. (RB)	196	28	7.0	173	26	6.7	23	2	11.5	
26)	Fant, Den. (TE)	184	14	13.1	0	0	---	184	14	13.1	
27)	Jackson, Bal. (QB)	182	32	5.7	182	32	5.7	0	0	---	
28t)	Alie-Cox, Ind. (TE)	181	10	18.1	0	0	---	181	10	18.1	
28t)	J. Smith, Ten. (TE)	181	13	13.9	0	0	---	181	13	13.9	
30)	Burkhead, N.E. (RB)	179	30	6.0	83	19	4.4	96	11	8.7	
31)	Cobb, Hou. (WR)	177	11	16.1	0	0	---	177	11	16.1	
32)	Gesicki, Mia. (TE)	175	12	14.6	0	0	---	175	12	14.6	
33)	*Jeudy, Den. (WR)	173	13	13.3	0	0	---	173	13	13.3	
34)	Parker, Mia. (WR)	169	14	12.1	0	0	---	169	14	12.1	
35)	Fuller, Hou. (WR)	166	13	12.8	0	1	0.0	166	12	13.8	
36)	Smith-Schuster, Pit. (WR)	160	17	9.4	0	0	---	160	17	9.4	
37t)	*Claypool, Pit. (WR)	159	7	22.7	8	1	8.0	151	6	25.2	
37t)	Waller, L.V. (TE)	159	20	8.0	0	0	---	159	20	8.0	
39t)	D. Johnson, Pit. (WR)	158	15	10.5	9	1	9.0	149	14	10.6	
39t)	Watkins, K.C. (WR)	158	16	9.9	3	1	3.0	155	15	10.3	
41)	M. Brown, Bal. (WR)	156	12	13.0	0	0	---	156	12	13.0	
42)	Beckham, Cle. (WR)	155	11	14.1	0	0	---	155	11	14.1	
43)	*Shenault, Jac. (WR)	153	19	8.1	48	8	6.0	105	11	9.5	
44)	J. Brown, Buf. (WR)	152	10	15.2	0	0	---	152	10	15.2	
45t)	Gore, NY-J (RB)	149	43	3.5	144	42	3.4	5	1	5.0	
45t)	Newton, N.E. (QB)	149	35	4.3	149	35	4.3	0	0	---	
47)	Cole, Jac. (WR)	148	15	9.9	0	0	---	148	15	9.9	
48)	Harry, N.E. (WR)	147	16	9.2	2	1	2.0	145	15	9.7	
49)	Landry, Cle. (WR)	143	12	11.9	0	0	---	143	12	11.9	
50)	Renfrow, L.V. (WR)	142	11	12.9	0	0	---	142	11	12.9	

**WEEK 3 / THROUGH MONDAY, SEPTEMBER 28, 2020****AFC / LEADERS IN FIRST DOWNS**

Rank	Player, Team	Rush	Rec	Tot
1)	Henry, Ten. (RB)	18	3	21
2)	Ekeler, LA-C (RB)	13	7	20
3)	Jacobs, L.V. (RB)	16	2	18
4)	Boyd, Cin. (WR)	0	17	17
5t)	Allen, LA-C (WR)	0	16	16
5t)	*J. Robinson, Jac. (RB)	11	5	16
7t)	Chubb, Cle. (RB)	14	1	15
7t)	Kelce, K.C. (TE)	0	15	15
7t)	Newton, N.E. (QB)	15	0	15
10t)	Burkhead, N.E. (RB)	8	6	14
10t)	Conner, Pit. (RB)	10	4	14
10t)	Edelman, N.E. (WR)	1	13	14
10t)	Hunt, Cle. (RB)	11	3	14
10t)	Singletary, Buf. (RB)	12	2	14
15t)	C. Davis, Ten. (WR)	0	13	13
15t)	Diggs, Buf. (WR)	0	13	13
15t)	*Edwards-Helaine, K.C. (RB)	10	3	13
15t)	*Taylor, Ind. (RB)	11	2	13
19t)	Gaskin, Mia. (RB)	8	4	12
19t)	T. Hill, K.C. (WR)	1	11	12
19t)	Watkins, K.C. (WR)	0	12	12
22)	Waller, L.V. (TE)	0	11	11
23t)	Beasley, Buf. (WR)	0	10	10
23t)	Cole, Jac. (WR)	0	10	10
23t)	Gesicki, Mia. (TE)	0	10	10
23t)	Da. Johnson, Hou. (RB)	6	4	10
23t)	*Kelley, LA-C (RB)	8	2	10
23t)	Mixon, Cin. (RB)	8	2	10
23t)	Parker, Mia. (WR)	0	10	10
23t)	*Shenault, Jac. (WR)	3	7	10
23t)	Smith-Schuster, Pit. (WR)	0	10	10
32t)	Fuller, Hou. (WR)	0	9	9
32t)	Henry, LA-C (TE)	0	9	9
32t)	Jackson, Bal. (QB)	9	0	9
32t)	*Jeudy, Den. (WR)	0	9	9
32t)	D. Johnson, Pit. (WR)	0	9	9
37t)	Alie-Cox, Ind. (TE)	0	8	8
37t)	J. Allen, Buf. (QB)	8	0	8
37t)	M. Brown, Bal. (WR)	0	8	8
37t)	Cobb, Hou. (WR)	0	8	8
37t)	Fant, Den. (TE)	0	8	8
37t)	Ford, Mia. (WR)	0	8	8
37t)	Gordon, Den. (RB)	7	1	8
37t)	Gore, NY-J (RB)	8	0	8
37t)	Green, Cin. (WR)	0	8	8
37t)	Hilton, Ind. (WR)	0	8	8
37t)	Hines, Ind. (RB)	3	5	8
37t)	Michel, N.E. (RB)	7	1	8
37t)	Renfrow, L.V. (WR)	0	8	8
37t)	J. Smith, Ten. (TE)	0	8	8

**WEEK 3 / THROUGH MONDAY, SEPTEMBER 28, 2020****AFC / LEADING PUNTERS**

Rank	Player, Team	No	Yards	Lg	Avg	TB	Blk	Dwn	OB	Opp Ret	In Yds	Net 20	Avg
1)	Huber, Cin.	15	726	70	48.4	3	0	2	0	5	22	7	42.9
2)	Haack, Mia.	12	578	63	48.2	1	0	3	0	4	26	5	44.3
3)	Kern, Ten.	10	469	66	46.9	1	0	1	1	3	16	6	43.3
4)	Cooke, Jac.	8	373	63	46.6	1	0	1	2	3	28	2	40.6
5)	Anger, Hou.	12	554	58	46.2	0	0	1	2	3	33	5	43.4
6)	*Townsend, K.C.	9	415	58	46.1	2	0	1	1	3	38	3	37.4
7)	Koch, Bal.	8	366	53	45.8	0	0	1	2	3	18	4	43.5
8)	Martin, Den.	14	639	56	45.6	0	1	1	4	8	65	4	38.3
9)	Gillan, Cle.	9	409	59	45.4	0	0	1	1	5	49	3	40.0
10)	Long, LA-C	11	494	63	44.9	0	0	2	3	4	53	4	40.1
11)	*Mann, NY-J	16	710	58	44.4	1	0	0	2	7	92	2	37.4
12)	Colquitt, Pit.	13	569	59	43.8	1	0	1	0	8	71	4	36.8
13)	Cole, L.V.	8	341	52	42.6	0	0	0	1	3	40	1	37.6

**AFC / LEADING PUNTERS, NET AVERAGE**

Rank	Player, Team	No	Yards	Lg	Avg	TB	Blk	Dwn	OB	Opp Ret	In Yds	Net 20	Avg
1)	Haack, Mia.	12	578	63	48.2	1	0	3	0	4	26	5	44.3
2)	Koch, Bal.	8	366	53	45.8	0	0	1	2	3	18	4	43.5
3)	Anger, Hou.	12	554	58	46.2	0	0	1	2	3	33	5	43.4
4)	Kern, Ten.	10	469	66	46.9	1	0	1	1	3	16	6	43.3
5)	Huber, Cin.	15	726	70	48.4	3	0	2	0	5	22	7	42.9
6)	Cooke, Jac.	8	373	63	46.6	1	0	1	2	3	28	2	40.6
7)	Long, LA-C	11	494	63	44.9	0	0	2	3	4	53	4	40.1
8)	Gillan, Cle.	9	409	59	45.4	0	0	1	1	5	49	3	40.0
9)	Martin, Den.	14	639	56	45.6	0	1	1	4	8	65	4	38.3
10)	Cole, L.V.	8	341	52	42.6	0	0	0	1	3	40	1	37.6
11)	*Townsend, K.C.	9	415	58	46.1	2	0	1	1	3	38	3	37.4
12)	*Mann, NY-J	16	710	58	44.4	1	0	0	2	7	92	2	37.4
13)	Colquitt, Pit.	13	569	59	43.8	1	0	1	0	8	71	4	36.8

**AFC / PUNT RETURN LEADERS**

Rank	Player, Team	Ret	FC	Yards	Avg	Long	TD
1)	*Proche, Bal.	4	2	50	12.5	17	0
2)	Roberts, Buf.	7	2	86	12.3	23	0
3)	Carter, Hou.	4	1	45	11.3	19	0
4)	Erickson, Cin.	6	3	66	11.0	22	0
5)	Hines, Ind.	5	2	52	10.4	16	0
6)	Spencer, Den.	4	6	31	7.8	9	0
7)	D. Johnson, Pit.	5	2	38	7.6	18	0
8)	Grant, Mia.	5	1	36	7.2	15	0
9)	Raymond, Ten.	6	2	24	4.0	11	0

**AFC / KICKOFF RETURN LEADERS**

Rank	Player, Team	Ret	Yards	Avg	Long	TD
1)	B. Wilson, Cin.	4	156	39.0	45	0
2)	*Duvernay, Bal.	7	238	34.0	93t	1
3)	McCloud, Pit.	5	144	28.8	49	0
4)	*Reed, LA-C	6	154	25.7	46	0
5)	Dulin, Ind.	4	98	24.5	41	0
6)	Raymond, Ten.	5	101	20.2	30	0
7t)	Carter, Hou.	7	140	20.0	27	0
7t)	Malone, NY-J	7	140	20.0	40	0

**WEEK 3 / THROUGH MONDAY, SEPTEMBER 28, 2020**

**AFC / LEADERS IN INTERCEPTIONS**

Rank	Player, Team	Int	Yards	Avg	Long	TD
1t)	Carrie, Ind.	2	47	23.5	47t	1
1t)	X. Rhodes, Ind.	2	44	22.0	44t	1
1t)	*Sneed, K.C.	2	39	19.5	39	0
4t)	Joseph, Cle.	1	49	49.0	49	0
4t)	*Fulton, Ten.	1	44	44.0	44	0
4t)	D. McCourty, N.E.	1	43	43.0	43t	1
4t)	Willis, Ind.	1	43	43.0	43	0
4t)	Simmons, Den.	1	37	37.0	37	0
4t)	Jackson, Cin.	1	30	30.0	30	0
4t)	Abram, L.V.	1	24	24.0	24	0
4t)	Haden, Pit.	1	24	24.0	24	0
4t)	Desir, NY-J	1	23	23.0	23	0
4t)	*C. Henderson, Jac.	1	22	22.0	22	0
4t)	K. Moore, Ind.	1	16	16.0	16	0
4t)	Gilmore, N.E.	1	15	15.0	15	0
4t)	Wingard, Jac.	1	12	12.0	12	0
4t)	Peters, Bal.	1	9	9.0	9	0
4t)	Hilton, Pit.	1	8	8.0	8	0
4t)	Humphrey, Bal.	1	8	8.0	8	0
4t)	Morrow, L.V.	1	6	6.0	6	0
4t)	J. Joseph, Ten.	1	5	5.0	5	0
4t)	Phillips, N.E.	1	5	5.0	5	0
4t)	Hooker, Ten.	1	3	3.0	3	0
4t)	Smith, Cle.	1	2	2.0	2	0
4t)	X. Howard, Mia.	1	1	1.0	1	0
4t)	Goodson, Cle.	1	0	0.0	0	0
4t)	Heyward, Pit.	1	0	0.0	0	0
4t)	Ingram, LA-C	1	0	0.0	0	0
4t)	J. Jackson, N.E.	1	0	0.0	0	0
4t)	Landry, Ten.	1	0	0.0	0	0
4t)	Milano, Buf.	1	0	0.0	0	0
4t)	Sims, Cin.	1	0	0.0	0	0
4t)	Wallace, Buf.	1	0	0.0	0	0
4t)	T. Watt, Pit.	1	0	0.0	0	0
4t)	*L. Wilson, Cin.	1	0	0.0	0	0

**WEEK 3 / THROUGH MONDAY, SEPTEMBER 28, 2020****AFC / LEADERS IN SACKS**

Rank	Player, Team	Sacks
1t)	Jones, K.C. (DT)	3.5
1t)	T. Watt, Pit. (LB)	3.5
3t)	Bosa, LA-C (DE)	3.0
3t)	Garrett, Cle. (DE)	3.0
3t)	Lawson, Cin. (DE)	3.0
6t)	Dupree, Pit. (LB)	2.5
6t)	Houston, Ind. (DE)	2.5
8t)	Addison, Buf. (DE)	2.0
8t)	Autry, Ind. (DT)	2.0
8t)	Bowser, Bal. (LB)	2.0
8t)	Clark, K.C. (DE)	2.0
8t)	Clayborn, Cle. (DE)	2.0
8t)	Crosby, L.V. (DE)	2.0
8t)	S. Harris, Den. (DE)	2.0
8t)	Hilton, Pit. (DB)	2.0
8t)	Maye, NY-J (DB)	2.0
8t)	Omenihu, Hou. (DE)	2.0
8t)	Richardson, Cle. (DT)	2.0
8t)	Tuitt, Pit. (DE)	2.0
8t)	Van Noy, Mia. (LB)	2.0
8t)	Watt, Hou. (DE)	2.0
8t)	Williams, NY-J (DT)	2.0
8t)	Williams, Pit. (LB)	2.0
24t)	Buckner, Ind. (DT)	1.5
24t)	Calhoun, N.E. (LB)	1.5
24t)	Rivers, N.E. (DE)	1.5
24t)	Van Ginkel, Mia. (LB)	1.5
24t)	Winovich, N.E. (DE)	1.5
29t)	J. Allen, Jac. (DE)	1.0
29t)	Alualu, Pit. (NT)	1.0
29t)	Attaochu, Den. (LB)	1.0
29t)	Baker, Mia. (LB)	1.0
29t)	Bynes, Cin. (LB)	1.0
29t)	Campbell, Bal. (DE)	1.0
29t)	*Chaisson, Jac. (DE)	1.0
29t)	Charlton, K.C. (DE)	1.0
29t)	Crawford, Ten. (DT)	1.0
29t)	Cunningham, Hou. (LB)	1.0
29t)	*Danna, K.C. (DE)	1.0
29t)	Dodson, Buf. (LB)	1.0
29t)	Te. Edmunds, Pit. (DB)	1.0
29t)	Elliott, Bal. (DB)	1.0
29t)	*Epenesa, Buf. (DE)	1.0
29t)	*Fulton, Ten. (DB)	1.0
29t)	Grugier-Hill, Mia. (LB)	1.0
29t)	Hubbard, Cin. (DE)	1.0
29t)	Jack, Jac. (LB)	1.0
29t)	Jenkins, NY-J (LB)	1.0
29t)	Jenkins, LA-C (DB)	1.0
29t)	Lewis, Ind. (DE)	1.0
29t)	J. Martin, Hou. (LB)	1.0
29t)	Milano, Buf. (LB)	1.0
29t)	K. Moore, Ind. (DB)	1.0
29t)	Murphy, Buf. (DE)	1.0
29t)	Niemann, K.C. (LB)	1.0
29t)	Nwosu, LA-C (LB)	1.0
29t)	O'Daniel, K.C. (LB)	1.0
29t)	Ogbah, Mia. (DE)	1.0
29t)	Oliver, Buf. (DT)	1.0
29t)	Poole, NY-J (DB)	1.0
29t)	Poyer, Buf. (DB)	1.0
29t)	Purcell, Den. (NT)	1.0
29t)	*Queen, Bal. (LB)	1.0
29t)	Simmons, Ten. (DT)	1.0
29t)	T. Thomas, Cle. (DB)	1.0
29t)	Tillery, LA-C (DT)	1.0
29t)	Vaccaro, Ten. (DB)	1.0
29t)	C. Watkins, Hou. (DE)	1.0
29t)	Willis, Ind. (DB)	1.0

**WEEK 3 / THROUGH MONDAY, SEPTEMBER 28, 2020****AFC / FUMBLE RECOVERIES**

Rank	Player, Team	TotRec	OffRec	DefRec
1t)	Fort, Bal.	2	0	2
1t)	Garrett, Cle.	2	0	2
1t)	J. Jackson, N.E.	2	1	1
1t)	Lock, Den.	2	2	0
5t)	Breida, Mia.	1	1	0
5t)	*Burrow, Cin.	1	1	0
5t)	Conner, Pit.	1	1	0
5t)	*Cushenberry, Den.	1	1	0
5t)	Ekeler, LA-C	1	1	0
5t)	R. Evans, Ten.	1	0	1
5t)	Ferguson, Bal.	1	0	1
5t)	Fitzpatrick, Mia.	1	1	0
5t)	Goodson, Cle.	1	0	1
5t)	Guy, N.E.	1	0	1
5t)	Hilton, Pit.	1	0	1
5t)	Hughes, Buf.	1	0	1
5t)	Hunt, Cle.	1	1	0
5t)	*Igbinoghene, Mia.	1	0	1
5t)	Ingold, L.V.	1	1	0
5t)	Ingram, Bal.	1	1	0
5t)	J. Jackson, Cle.	1	0	1
5t)	Jackson, Den.	1	0	1
5t)	D. Johnson, Pit.	1	1	0
5t)	Levine, Bal.	1	0	1
5t)	Martin, Den.	1	1	0
5t)	McDougald, NY-J	1	0	1
5t)	Minshew, Jac.	1	1	0
5t)	Niemann, K.C.	1	0	1
5t)	Sambrailo, Ten.	1	1	0
5t)	Simmons, Ten.	1	0	1
5t)	B. Smith, Ind.	1	1	0
5t)	Smith-Schuster, Pit.	1	1	0
5t)	Tannehill, Ten.	1	1	0
5t)	T. Thomas, Cle.	1	1	0
5t)	Van Noy, Mia.	1	0	1
5t)	Vigil, LA-C	1	0	1
5t)	White, Buf.	1	0	1
5t)	Williams, LA-C	1	1	0
5t)	Willis, NY-J	1	0	1
5t)	Wise, N.E.	1	0	1

**WEEK 3 / THROUGH MONDAY, SEPTEMBER 28, 2020****AFC / OFFENSIVE FUMBLE RECOVERIES**

Rank	Player, Team	Ret	Yards	Avg	Long	TD
1)	Lock, Den.	2	0	0.0	0	0
2t)	Breida, Mia.	1	0	0.0	0	0
2t)	*Burrow, Cin.	1	0	0.0	0	0
2t)	Conner, Pit.	1	0	0.0	0	0
2t)	*Cushenberry, Den.	1	0	0.0	0	0
2t)	Ekeler, LA-C	1	0	0.0	0	0
2t)	Fitzpatrick, Mia.	1	0	0.0	0	0
2t)	Hunt, Cle.	1	0	0.0	0	0
2t)	Ingold, L.V.	1	0	0.0	0	0
2t)	Ingram, Bal.	1	0	0.0	0	0
2t)	J. Jackson, N.E.	1	0	0.0	0	0
2t)	D. Johnson, Pit.	1	0	0.0	0	0
2t)	Martin, Den.	1	0	0.0	0	0
2t)	Minshew, Jac.	1	0	0.0	0	0
2t)	Sambrailo, Ten.	1	0	0.0	0	0
2t)	B. Smith, Ind.	1	0	0.0	0	0
2t)	Smith-Schuster, Pit.	1	0	0.0	0	0
2t)	Tannehill, Ten.	1	0	0.0	0	0
2t)	T. Thomas, Cle.	1	0	0.0	0	0
2t)	Williams, LA-C	1	0	0.0	0	0

**AFC / DEFENSIVE FUMBLE RECOVERIES**

Rank	Player, Team	Ret	Yards	Avg	Long	TD
1t)	Fort, Bal.	2	24	12.0	22t	1
1t)	Garrett, Cle.	2	0	0.0	0	0
3t)	R. Evans, Ten.	1	25	25.0	25	0
3t)	Hilton, Pit.	1	8	8.0	8	0
3t)	Jackson, Den.	1	2	2.0	2	0
3t)	Levine, Bal.	1	1	1.0	1	0
3t)	Ferguson, Bal.	1	0	0.0	0	0
3t)	Goodson, Cle.	1	0	0.0	0	0
3t)	Guy, N.E.	1	0	0.0	0	0
3t)	Hughes, Buf.	1	0	0.0	0	0
3t)	*Igbinoghene, Mia.	1	0	0.0	0	0
3t)	J. Jackson, N.E.	1	0	0.0	0	0
3t)	J. Jackson, Cle.	1	0	0.0	0	0
3t)	Niemann, K.C.	1	0	0.0	0	0
3t)	Simmons, Ten.	1	0	0.0	0	0
3t)	Van Noy, Mia.	1	0	0.0	0	0
3t)	Vigil, LA-C	1	0	0.0	0	0
3t)	Willis, NY-J	1	0	0.0	0	0
3t)	Wise, N.E.	1	0	0.0	0t	1
3t)	White, Buf.	1	-1	-1.0	-1	0
3t)	McDougald, NY-J	1	-2	-2.0	-2	0

**WEEK 3 / THROUGH MONDAY, SEPTEMBER 28, 2020**

**NFC / LEADING PASSERS**

Player, Team	Att	Comp	Pct		Avg		Pct			Pct Rating	
			Comp	Yds	Gain	TD	TD	Long	Int	Int	Points
Wilson, Sea.	103	79	76.7	925	8.98	14	13.6	62	1	1.0	139.0
Rodgers, G.B.	106	71	67.0	887	8.37	9	8.5	72	0	0.0	121.1
Garoppolo, S.F.	49	33	67.3	390	7.96	4	8.2	76t	0	0.0	118.6
Goff, LA-R	90	63	70.0	863	9.59	5	5.6	31	2	2.2	109.6
Brees, N.O.	104	73	70.2	760	7.31	6	5.8	52t	1	1.0	106.3
Prescott, Dal.	143	96	67.1	1188	8.31	5	3.5	58	2	1.4	98.5
Ryan, Atl.	128	80	62.5	961	7.51	7	5.5	63	2	1.6	97.2
Bridgewater, Car.	104	77	74.0	871	8.38	2	1.9	75t	2	1.9	97.1
Mullens, S.F.	47	33	70.2	414	8.81	1	2.1	26	1	2.1	95.5
Stafford, Det.	106	66	62.3	811	7.65	5	4.7	36	2	1.9	93.7
Brady, T.B.	109	71	65.1	753	6.91	6	5.5	50	3	2.8	92.0
Trubisky, Chi.	86	51	59.3	560	6.51	6	7.0	28t	3	3.5	87.4
K. Murray, Ariz	113	75	66.4	786	6.96	4	3.5	54	5	4.4	79.7
Haskins, Was.	101	57	56.4	625	6.19	4	4.0	33	3	3.0	75.7
Cousins, Min.	78	46	59.0	623	7.99	5	6.4	71t	6	7.7	73.8
Jones, NY-G	113	68	60.2	699	6.19	2	1.8	41t	4	3.5	69.2
Wentz, Phi.	132	79	59.8	737	5.58	3	2.3	55	6	4.5	63.9

**NFC / LEADING PASSERS, RANKS**

Player, Team	Att	Comp	Pct		Avg		Pct			Pct Rating	
			Comp	Yds	Gain	TD	TD	Long	Int	Int	Points
Wilson, Sea.	11	3t	1	3	2	1	1		3t	4	1
Rodgers, G.B.	7t	8t	8	4	5	2	2		1t	1t	2
Garoppolo, S.F.	16	16t	6	17	8	11t	3		1t	1t	3
Goff, LA-R	13	12	5	6	1	7t	7		6t	10	4
Brees, N.O.	9t	7	4	9	11	4t	6		3t	3	5
Prescott, Dal.	1	1	7	1	6	7t	13		6t	5	6
Ryan, Atl.	3	2	11	2	10	3	9		6t	6	7
Bridgewater, Car.	9t	5	2	5	4	16t	16		6t	8	8
Mullens, S.F.	17	16t	3	16	3	18	15		3t	9	9
Stafford, Det.	7t	11	12	7	9	7t	10		6t	7	10
Brady, T.B.	6	8t	10	10	13	4t	8		11t	11	11
Trubisky, Chi.	14	14	15	15	14	4t	4		11t	13	12
K. Murray, Ariz	4t	6	9	8	12	11t	12		15	15	13
Haskins, Was.	12	13	17	13	15	11t	11		11t	12	14
Cousins, Min.	15	15	16	14	7	7t	5		16t	17	15
Jones, NY-G	4t	10	13	12	16	16t	17		14	14	16
Wentz, Phi.	2	3t	14	11	17	14t	14		16t	16	17



**WEEK 3 / THROUGH MONDAY, SEPTEMBER 28, 2020****NFC / FOURTH-QUARTER PASSING LEADERS**

Rank	Player, Team	Att	Comp	Comp%	Yards	YPA	TD	TD%	Int	Int%	Rating
1)	Goff, LA-R	15	12	80.0	194	12.93	2	13.3	0	0.0	158.3
2)	Mullens, S.F.	13	11	84.6	152	11.69	1	7.7	0	0.0	141.0
3)	Rodgers, G.B.	20	17	85.0	195	9.75	2	10.0	0	0.0	140.6
4)	Cousins, Min.	27	21	77.8	247	9.15	3	11.1	1	3.7	126.4
5)	Wilson, Sea.	27	18	66.7	233	8.63	2	7.4	0	0.0	118.3
6)	Foles, Chi.	23	13	56.5	154	6.70	3	13.0	0	0.0	116.7
7)	Bridgewater, Car.	30	24	80.0	361	12.03	1	3.3	1	3.3	114.0
8)	Brees, N.O.	34	25	73.5	246	7.24	1	2.9	0	0.0	103.3
9)	Brady, T.B.	20	13	65.0	122	6.10	1	5.0	0	0.0	98.3
10)	Trubisky, Chi.	15	10	66.7	102	6.80	3	20.0	1	6.7	97.8
11)	Garoppolo, S.F.	13	7	53.8	73	5.62	1	7.7	0	0.0	96.0
12)	Prescott, Dal.	58	36	62.1	377	6.50	2	3.4	1	1.7	85.2
13)	Ryan, Atl.	44	27	61.4	280	6.36	3	6.8	2	4.5	83.5
14)	Stafford, Det.	36	21	58.3	285	7.92	1	2.8	1	2.8	81.4
15)	Haskins, Was.	23	13	56.5	181	7.87	1	4.3	1	4.3	78.4
16)	Jones, NY-G	46	26	56.5	235	5.11	1	2.2	0	0.0	77.7
17)	K. Murray, Ariz	16	9	56.3	108	6.75	0	0.0	0	0.0	77.1
18)	Wentz, Phi.	33	18	54.5	111	3.36	0	0.0	1	3.0	48.9

**NFC / THIRD-DOWN PASSING LEADERS**

Rank	Player, Team	Att	Comp	Comp%	Yards	YPA	TD	TD%	Int	Int%	Rating
1)	Brees, N.O.	28	23	82.1	194	6.93	3	10.7	0	0.0	131.3
2)	Rodgers, G.B.	27	17	63.0	308	11.41	2	7.4	0	0.0	126.8
3)	Garoppolo, S.F.	16	10	62.5	102	6.38	3	18.8	0	0.0	120.3
4)	Ryan, Atl.	32	22	68.8	207	6.47	2	6.3	0	0.0	107.2
5)	Brady, T.B.	31	20	64.5	215	6.94	2	6.5	0	0.0	106.3
6)	Bridgewater, Car.	28	22	78.6	223	7.96	0	0.0	0	0.0	99.9
7)	Wilson, Sea.	18	10	55.6	117	6.50	1	5.6	0	0.0	94.0
8)	Jones, NY-G	29	19	65.5	209	7.21	1	3.4	1	3.4	83.8
9)	Stafford, Det.	28	16	57.1	199	7.11	1	3.6	1	3.6	76.3
10)	Goff, LA-R	25	16	64.0	242	9.68	1	4.0	2	8.0	75.8
11)	Wentz, Phi.	33	19	57.6	237	7.18	1	3.0	2	6.1	64.8
12)	Trubisky, Chi.	27	12	44.4	125	4.63	3	11.1	2	7.4	64.6
13)	Prescott, Dal.	30	15	50.0	223	7.43	0	0.0	1	3.3	60.8
14)	Haskins, Was.	29	12	41.4	175	6.03	2	6.9	2	6.9	56.0
15)	Cousins, Min.	16	9	56.3	113	7.06	0	0.0	1	6.3	52.3
16)	K. Murray, Ariz	30	18	60.0	174	5.80	1	3.3	3	10.0	47.8

**WEEK 3 / THROUGH MONDAY, SEPTEMBER 28, 2020**

**NFC / LEADING RUSHERS**

Rank	Player, Team	Att	Yards	Avg	Long	TD
1)	A. Jones, G.B.	50	303	6.1	75t	4
2)	Cook, Min.	48	294	6.1	39t	4
3t)	Drake, Ariz	54	219	4.1	16	1
3t)	Elliott, Dal.	58	219	3.8	14	3
5)	Peterson, Det.	43	209	4.9	27	0
6)	Henderson, LA-R	35	201	5.7	40	2
7)	Gurley, Atl.	49	197	4.0	16	2
8)	Montgomery, Chi.	43	191	4.4	23	0
9)	Sanders, Phi.	38	190	5.0	19	1
10)	K. Murray, Ariz (QB)	26	187	7.2	25	4
11)	Carson, Sea.	37	157	4.2	23	0
12)	McCaffrey, Car.	41	156	3.8	15	4
13)	Kamara, N.O.	31	153	4.9	49	3
14)	Mostert, S.F.	23	148	6.4	80t	1
15)	Brown, LA-R	36	145	4.0	19	2
16)	Jones, T.B.	37	142	3.8	21	1
17)	*A. Gibson, Was.	31	140	4.5	20	2
18)	McKinnon, S.F.	20	139	7.0	55	2
19)	Fournette, T.B.	24	123	5.1	46t	2
20)	Murray, N.O.	30	120	4.0	10	0
21)	J. Williams, G.B.	21	98	4.7	18	0
22)	Jones, NY-G (QB)	12	92	7.7	23	0
23t)	Mattison, Min.	17	90	5.3	21	0
23t)	Wilson, Sea. (QB)	14	90	6.4	28	0
25)	Trubisky, Chi. (QB)	8	87	10.9	45	0
26)	Hill, Atl.	15	84	5.6	35t	1
27t)	Cohen, Chi.	14	74	5.3	17	0
27t)	Prescott, Dal. (QB)	14	74	5.3	12	3
27t)	Wentz, Phi. (QB)	12	74	6.2	24	2
30)	McKissic, Was.	16	66	4.1	13	0
31)	Woods, LA-R (WR)	7	63	9.0	15	1
32)	K. Johnson, Det.	18	62	3.4	9	1
33)	Scott, Phi.	16	59	3.7	13	0
34t)	Hyde, Sea.	16	57	3.6	9	1
34t)	Patterson, Chi. (WR)	15	57	3.8	13	0
36)	*Akers, LA-R	17	52	3.1	6	0
37)	Cousins, Min. (QB)	6	48	8.0	16	0
38)	Davis, Car.	14	47	3.4	25	0
39t)	Edmonds, Ariz	12	43	3.6	20	0
39t)	Ervin, G.B.	4	43	10.8	21	0
41)	Homer, Sea.	8	39	4.9	12	0
42t)	Bridgewater, Car. (QB)	6	38	6.3	13	0
42t)	Samuel, Car. (WR)	9	38	4.2	14	0
44)	Barber, Was.	21	36	1.7	8	2
45)	Barkley, NY-G	19	34	1.8	18	0
46)	Goff, LA-R (QB)	13	32	2.5	10	1
47t)	*Aiyuk, S.F. (WR)	3	31	10.3	19t	1
47t)	*Dillon, G.B.	7	31	4.4	12	0
49)	T. Coleman, S.F.	18	30	1.7	10	0
50t)	Clement, Phi.	9	27	3.0	7	0
50t)	Haskins, Was. (QB)	10	27	2.7	19	0
50t)	T. Hill, N.O. (QB)	7	27	3.9	13	0

**WEEK 3 / THROUGH MONDAY, SEPTEMBER 28, 2020**

**NFC / THIRD-AND-ONE RUSHING LEADERS**

Rank	Player, Team	Att	FD	Pct
1t)	Jones, T.B.	5	5	100.0
1t)	Brown, LA-R	2	2	100.0
1t)	Carson, Sea.	2	2	100.0
1t)	Cook, Min.	2	2	100.0
1t)	Elliott, Dal.	2	2	100.0
1t)	Henderson, LA-R	2	2	100.0
1t)	Murray, N.O.	2	2	100.0
1t)	Wentz, Phi.	2	2	100.0
1t)	J. Williams, G.B.	2	2	100.0
1t)	Armah, Car.	1	1	100.0
1t)	Barber, Was.	1	1	100.0
1t)	Brady, T.B.	1	1	100.0
1t)	Cohen, Chi.	1	1	100.0
1t)	Freeman, NY-G	1	1	100.0
1t)	Gurley, Atl.	1	1	100.0
1t)	K. Johnson, Det.	1	1	100.0
1t)	Kamara, N.O.	1	1	100.0
1t)	Kupp, LA-R	1	1	100.0
1t)	D. Lewis, NY-G	1	1	100.0
1t)	McCaffrey, Car.	1	1	100.0
1t)	McKissic, Was.	1	1	100.0
1t)	McLaurin, Was.	1	1	100.0
1t)	Mullens, S.F.	1	1	100.0
1t)	Patterson, Chi.	1	1	100.0
1t)	Prescott, Dal.	1	1	100.0
1t)	Streveler, Ariz	1	1	100.0
1t)	Wilson, S.F.	1	1	100.0
28)	Drake, Ariz	4	3	75.0
29)	Peterson, Det.	3	2	66.7

**WEEK 3 / THROUGH MONDAY, SEPTEMBER 28, 2020**

**NFC / LEADERS IN RECEPTIONS**

Rank	Player, Team	Rec	Yards	Avg	Long	TD
1)	Hopkins, Ariz	32	356	11.1	33	1
2)	Kamara, N.O. (RB)	27	285	10.6	52t	3
3)	Cooper, Dal.	25	267	10.7	58	0
4)	Lockett, Sea.	24	259	10.8	43t	4
5)	Ridley, Atl.	21	349	16.6	63	4
6)	Anderson, Car.	20	278	13.9	75t	1
7t)	Robinson, Chi.	18	230	12.8	37t	1
7t)	Kupp, LA-R	18	228	12.7	24	1
9t)	D. Adams, G.B.	17	192	11.3	40	2
9t)	Gage, Atl.	17	186	10.9	24	1
11t)	McLaurin, Was.	16	269	16.8	33	1
11t)	*Lamb, Dal.	16	230	14.4	37	0
11t)	Davis, Car. (RB)	16	119	7.4	22	1
14t)	Ertz, Phi. (TE)	15	130	8.7	30	1
14t)	Elliot, Dal. (RB)	15	88	5.9	19t	1
16t)	Moore, Car.	14	239	17.1	38	0
16t)	Schultz, Dal. (TE)	14	147	10.5	28	1
16t)	Ward, Phi.	14	108	7.7	29t	1
19t)	Lazard, G.B.	13	254	19.5	72	2
19t)	Woods, LA-R	13	193	14.8	31	1
19t)	Hockenson, Det. (TE)	13	171	13.2	29	1
19t)	Goedert, Phi. (TE)	13	138	10.6	34t	1
23t)	Metcalfe, Sea.	12	297	24.8	62	3
23t)	*Jefferson, Min.	12	245	20.4	71t	1
23t)	D. Slayton, NY-G	12	188	15.7	41t	2
23t)	Thielen, Min.	12	170	14.2	37t	3
23t)	L. Thomas, Was. (TE)	12	94	7.8	19	1
23t)	Carson, Sea. (RB)	12	93	7.8	19t	3
23t)	Fitzgerald, Ariz	12	84	7.0	12	0
30t)	Gallup, Dal.	11	246	22.4	52	1
30t)	J. Jones, Atl.	11	181	16.5	44	0
30t)	Godwin, T.B.	11	143	13.0	30	1
30t)	M. Jones, Det.	11	129	11.7	21	1
30t)	Engram, NY-G (TE)	11	96	8.7	22	0
30t)	Samuel, Car.	11	96	8.7	24	0
30t)	Reed, S.F. (TE)	11	85	7.7	18t	2
37t)	S. Miller, T.B.	10	167	16.7	47	0
37t)	Bourne, S.F.	10	164	16.4	24	0
37t)	Higbee, LA-R (TE)	10	134	13.4	31	3
37t)	Smith, N.O.	10	132	13.2	29	0
37t)	D. Jackson, Phi.	10	121	12.1	27	0
37t)	M. Evans, T.B.	10	108	10.8	50	4
37t)	Graham, Chi. (TE)	10	103	10.3	29	3
37t)	A. Jones, G.B. (RB)	10	95	9.5	30	1
37t)	Tate, NY-G	10	83	8.3	20	0
46t)	Cook, N.O. (TE)	9	114	12.7	46	1
46t)	Hurst, Atl. (TE)	9	111	12.3	42t	2
46t)	*Swift, Det. (RB)	9	94	10.4	19	0
46t)	Olsen, Sea. (TE)	9	85	9.4	21	1
50t)	Valdes-Scantling, G.B.	8	165	20.6	45t	1
50t)	Amendola, Det.	8	120	15.0	32	0
50t)	Howard, T.B. (TE)	8	96	12.0	33	1
50t)	*Mooney, Chi.	8	93	11.6	19	1
50t)	Sanders, N.O.	8	89	11.1	18	2
50t)	Shepard, NY-G	8	76	9.5	24	0
50t)	Gronkowski, T.B. (TE)	8	59	7.4	10	0
50t)	McCoy, T.B. (RB)	8	52	6.5	15	0
50t)	Edmonds, Ariz (RB)	8	49	6.1	15	1

**WEEK 3 / THROUGH MONDAY, SEPTEMBER 28, 2020****NFC / RECEIVING YARDAGE LEADERS**

Rank	Player, Team	Yards	Rec	Avg	Long	TD
1)	Hopkins, Ariz	356	32	11.1	33	1
2)	Ridley, Atl.	349	21	16.6	63	4
3)	Metcalfe, Sea.	297	12	24.8	62	3
4)	Kamara, N.O. (RB)	285	27	10.6	52t	3
5)	Anderson, Car.	278	20	13.9	75t	1
6)	McLaurin, Was.	269	16	16.8	33	1
7)	Cooper, Dal.	267	25	10.7	58	0
8)	Lockett, Sea.	259	24	10.8	43t	4
9)	Lazard, G.B.	254	13	19.5	72	2
10)	Gallup, Dal.	246	11	22.4	52	1
11)	*Jefferson, Min.	245	12	20.4	71t	1
12)	Moore, Car.	239	14	17.1	38	0
13t)	*Lamb, Dal.	230	16	14.4	37	0
13t)	Robinson, Chi.	230	18	12.8	37t	1
15)	Kupp, LA-R	228	18	12.7	24	1
16)	Woods, LA-R	193	13	14.8	31	1
17)	D. Adams, G.B.	192	17	11.3	40	2
18)	D. Slayton, NY-G	188	12	15.7	41t	2
19)	Gage, Atl.	186	17	10.9	24	1
20)	J. Jones, Atl.	181	11	16.5	44	0
21)	Hockenson, Det. (TE)	171	13	13.2	29	1
22)	Thielen, Min.	170	12	14.2	37t	3
23)	S. Miller, T.B.	167	10	16.7	47	0
24)	Valdes-Scantling, G.B.	165	8	20.6	45t	1
25)	Bourne, S.F.	164	10	16.4	24	0
26)	Schultz, Dal. (TE)	147	14	10.5	28	1
27)	Godwin, T.B.	143	11	13.0	30	1
28)	Goedert, Phi. (TE)	138	13	10.6	34t	1
29)	Higbee, LA-R (TE)	134	10	13.4	31	3
30)	Smith, N.O.	132	10	13.2	29	0
31)	Ertz, Phi. (TE)	130	15	8.7	30	1
32)	M. Jones, Det.	129	11	11.7	21	1
33)	D. Jackson, Phi.	121	10	12.1	27	0
34)	Amendola, Det.	120	8	15.0	32	0
35)	Davis, Car. (RB)	119	16	7.4	22	1
36)	Miller, Chi.	117	6	19.5	28t	2
37t)	Cook, N.O. (TE)	114	9	12.7	46	1
37t)	Isabella, Ariz	114	6	19.0	54	2
39)	Hurst, Atl. (TE)	111	9	12.3	42t	2
40t)	Mostert, S.F. (RB)	110	6	18.3	76t	1
40t)	Reynolds, LA-R	110	7	15.7	23	0
42t)	M. Evans, T.B.	108	10	10.8	50	4
42t)	Ward, Phi.	108	14	7.7	29t	1
44)	C. Wilson, Dal.	107	5	21.4	42t	2
45t)	Graham, Chi. (TE)	103	10	10.3	29	3
45t)	S. Sims, Was.	103	6	17.2	30	0
47)	*Cephus, Det.	97	6	16.2	36	0
48t)	Engram, NY-G (TE)	96	11	8.7	22	0
48t)	Howard, T.B. (TE)	96	8	12.0	33	1
48t)	*Reagor, Phi.	96	5	19.2	55	0
48t)	Samuel, Car.	96	11	8.7	24	0

**WEEK 3 / THROUGH MONDAY, SEPTEMBER 28, 2020**

**NFC / THIRD-DOWN RECEIVING LEADERS**

Rank	Player, Team	Rec	Yards	Avg	Long	TD
1)	Gage, Atl.	8	81	10.1	24	0
2t)	Ward, Phi.	7	83	11.9	29t	1
2t)	Ridley, Atl.	7	67	9.6	19	2
2t)	Fitzgerald, Ariz	7	47	6.7	10	0
5t)	Hopkins, Ariz	6	92	15.3	33	1
5t)	Samuel, Car.	6	67	11.2	24	0
5t)	Cook, N.O. (TE)	6	47	7.8	18	1
8t)	Lazard, G.B.	5	152	30.4	72	0
8t)	*Lamb, Dal.	5	96	19.2	37	0
8t)	Amendola, Det.	5	83	16.6	32	0
8t)	Kupp, LA-R	5	69	13.8	24	0
8t)	Smith, N.O.	5	57	11.4	29	0
8t)	Reed, S.F. (TE)	5	46	9.2	18t	2
8t)	McCoy, T.B. (RB)	5	44	8.8	15	0
15t)	Moore, Car.	4	55	13.8	18	0
15t)	Schultz, Dal. (TE)	4	55	13.8	28	0
15t)	Graham, Chi. (TE)	4	52	13.0	29	2
15t)	Kamara, N.O. (RB)	4	39	9.8	21	1
15t)	Inman, Was.	4	38	9.5	14	1
15t)	Tate, NY-G	4	38	9.5	18	0
15t)	McCaffrey, Car. (RB)	4	35	8.8	16	0
15t)	L. Thomas, Was. (TE)	4	33	8.3	14	1
15t)	T. Taylor, S.F.	4	32	8.0	20	0
15t)	Ertz, Phi. (TE)	4	30	7.5	11	0
15t)	Sanders, N.O.	4	30	7.5	10t	1
26t)	Valdes-Scantling, G.B.	3	95	31.7	41	0
26t)	S. Miller, T.B.	3	81	27.0	47	0
26t)	*Jefferson, LA-R	3	47	15.7	31	0
26t)	Godwin, T.B.	3	39	13.0	23	1
26t)	M. Jones, Det.	3	36	12.0	21	1
26t)	Lockett, Sea.	3	32	10.7	16	0
26t)	Anderson, Car.	3	31	10.3	13	0
26t)	D. Jackson, Phi.	3	26	8.7	9	0
26t)	Board, NY-G	3	25	8.3	9	0
26t)	D. Adams, G.B.	3	23	7.7	12	0
26t)	Gronkowski, T.B. (TE)	3	23	7.7	10	0
26t)	Edmonds, Ariz (RB)	3	15	5.0	15	0
26t)	M. Evans, T.B.	3	11	3.7	6	1
39t)	Miller, Chi.	2	46	23.0	28t	1
39t)	S. Sims, Was.	2	45	22.5	30	0
39t)	Woods, LA-R	2	41	20.5	31	0
39t)	*Jefferson, Min.	2	40	20.0	31	0
39t)	Metcalfe, Sea.	2	36	18.0	29t	1
39t)	Montgomery, Chi. (RB)	2	36	18.0	28t	1
39t)	Bourne, S.F.	2	34	17.0	18	0
39t)	B. Johnson, Min.	2	29	14.5	24	0
39t)	*Aiyuk, S.F.	2	28	14.0	20	0
39t)	Engram, NY-G (TE)	2	27	13.5	22	0
39t)	Hurst, Atl. (TE)	2	26	13.0	22	0
39t)	D. Slayton, NY-G	2	25	12.5	18	1
39t)	Sanders, Phi. (RB)	2	24	12.0	22	0
39t)	Dav. Moore, Sea.	2	22	11.0	18	0
39t)	Gallup, Dal.	2	20	10.0	10	0
39t)	Golladay, Det.	2	20	10.0	19	0
39t)	Scott, Phi. (RB)	2	19	9.5	12	0
39t)	Shepard, NY-G	2	19	9.5	14	0
39t)	Higbee, LA-R (TE)	2	18	9.0	15	1
39t)	Hockenson, Det. (TE)	2	17	8.5	10	0
39t)	J. Jones, Atl.	2	17	8.5	12	0
39t)	Wims, Chi.	2	17	8.5	12	0
39t)	A. Jones, G.B. (RB)	2	16	8.0	9	1
39t)	*Mooney, Chi.	2	15	7.5	15t	1
39t)	I. Thomas, Car. (TE)	2	14	7.0	9	0
39t)	D. Harris, N.O.	2	12	6.0	9	0
39t)	McKinnon, S.F. (RB)	2	10	5.0	5t	1
39t)	Barkley, NY-G (RB)	2	8	4.0	7	0
39t)	Cooper, Dal.	2	8	4.0	7	0

**WEEK 3 / THROUGH MONDAY, SEPTEMBER 28, 2020**

**NFC / LEADING SCORERS, NONKICKERS**

Rank	Player, Team	TD	Rush	Rec	Ret	X2	Pts
1)	Kamara, N.O. (RB)	6	3	3	0	0	36
2t)	Cook, Min. (RB)	4	4	0	0	3	30
2t)	A. Jones, G.B. (RB)	5	4	1	0	0	30
4t)	Elliott, Dal. (RB)	4	3	1	0	0	24
4t)	M. Evans, T.B. (WR)	4	0	4	0	0	24
4t)	Lockett, Sea. (WR)	4	0	4	0	0	24
4t)	McCaffrey, Car. (RB)	4	4	0	0	0	24
4t)	K. Murray, Ariz (QB)	4	4	0	0	0	24
4t)	Ridley, Atl. (WR)	4	0	4	0	0	24
10t)	Higbee, LA-R (TE)	3	0	3	0	1	20
10t)	Thielen, Min. (WR)	3	0	3	0	1	20
12t)	Carson, Sea. (RB)	3	0	3	0	0	18
12t)	Graham, Chi. (TE)	3	0	3	0	0	18
12t)	McKinnon, S.F. (RB)	3	2	1	0	0	18
12t)	Metcalfe, Sea. (WR)	3	0	3	0	0	18
12t)	Prescott, Dal. (QB)	3	3	0	0	0	18
17t)	D. Adams, G.B. (WR)	2	0	2	0	0	12
17t)	Barber, Was. (RB)	2	2	0	0	0	12
17t)	Brown, LA-R (RB)	2	2	0	0	0	12
17t)	Fournette, T.B. (RB)	2	2	0	0	0	12
17t)	*A. Gibson, Was. (RB)	2	2	0	0	0	12
17t)	Gurley, Atl. (RB)	2	2	0	0	0	12
17t)	Henderson, LA-R (RB)	2	2	0	0	0	12
17t)	Hurst, Atl. (TE)	2	0	2	0	0	12
17t)	Inman, Was. (WR)	2	0	2	0	0	12
17t)	Isabella, Ariz (WR)	2	0	2	0	0	12
17t)	Lazard, G.B. (WR)	2	0	2	0	0	12
17t)	Miller, Chi. (WR)	2	0	2	0	0	12
17t)	Mostert, S.F. (RB)	2	1	1	0	0	12
17t)	Reed, S.F. (TE)	2	0	2	0	0	12
17t)	Sanders, N.O. (WR)	2	0	2	0	0	12
17t)	D. Slayton, NY-G (WR)	2	0	2	0	0	12
17t)	Tonyan, G.B. (TE)	2	0	2	0	0	12
17t)	Wentz, Phi. (QB)	2	2	0	0	0	12
17t)	C. Wilson, Dal. (WR)	2	0	2	0	0	12
17t)	Wilson, S.F. (RB)	2	1	1	0	0	12
17t)	Woods, LA-R (WR)	2	1	1	0	0	12
38t)	Anderson, Car. (WR)	1	0	1	0	1	8
38t)	Hollister, Sea. (TE)	1	0	1	0	1	8

**WEEK 3 / THROUGH MONDAY, SEPTEMBER 28, 2020****NFC / LEADING SCORERS, KICKERS**

Rank	Player, Team	PAT	FG	Pct	Long	Pts
1)	Crosby, G.B.	13/13	7/ 7	1.000	52	34
2t)	Koo, Atl.	6/ 8	8/ 9	.889	49	30
2t)	Slye, Car.	3/ 5	9/ 9	1.000	47	30
4t)	Lutz, N.O.	10/10	6/ 6	1.000	45	28
4t)	Prater, Det.	7/ 7	7/ 9	.778	44	28
6)	Gould, S.F.	9/ 9	6/ 7	.857	52	27
7t)	Elliott, Phi.	5/ 5	6/ 7	.857	54	23
7t)	Z. Gonzalez, Ariz	8/ 9	5/ 7	.714	56	23
9)	Zuerlein, Dal.	7/ 9	5/ 6	.833	46	22
10)	*Sloman, LA-R	9/10	4/ 6	.667	35	21
11t)	Gano, NY-G	2/ 2	6/ 7	.857	52	20
11t)	Santos, Chi.	8/ 8	4/ 6	.667	35	20
11t)	Succop, T.B.	8/ 9	4/ 5	.800	43	20
14)	Myers, Sea.	14/14	1/ 1	1.000	42	17
15)	Hopkins, Was.	5/ 6	3/ 4	.750	40	14
16)	Bailey, Min.	4/ 4	3/ 4	.750	41	13

**NFC / TOUCHBACKS ON KICKOFFS**

Rank	Player, Team	TB
1)	Crosby, G.B.	18
2)	Pinion, T.B.	16
3t)	Myers, Sea.	14
3t)	Slye, Car.	14
5t)	Elliott, Phi.	13
5t)	Lutz, N.O.	13
7t)	Hopkins, Was.	12
7t)	Zuerlein, Dal.	12
9t)	*Sloman, LA-R	11
9t)	Wishnowsky, S.F.	11
11t)	Bailey, Min.	10
11t)	Z. Gonzalez, Ariz	10
11t)	Santos, Chi.	10
14t)	Fox, Det.	6
14t)	Gano, NY-G	6
14t)	Koo, Atl.	6
17)	*Hofrichter, Atl.	2



**WEEK 3 / THROUGH MONDAY, SEPTEMBER 28, 2020**

**NFC / MOST YARDS FROM SCRIMMAGE**

Rank	Player, Team	Total			Rushing			Receiving		
		Yards	Att+Rec	Avg	Yards	Att	Avg	Yards	Rec	Avg
1)	Kamara, N.O. (RB)	438	58	7.6	153	31	4.9	285	27	10.6
2)	A. Jones, G.B. (RB)	398	60	6.6	303	50	6.1	95	10	9.5
3)	Hopkins, Ariz (WR)	356	32	11.1	0	0	---	356	32	11.1
4)	Ridley, Atl. (WR)	355	23	15.4	6	2	3.0	349	21	16.6
5)	Cook, Min. (RB)	318	53	6.0	294	48	6.1	24	5	4.8
6)	Elliott, Dal. (RB)	307	73	4.2	219	58	3.8	88	15	5.9
7)	Metcalf, Sea. (WR)	297	12	24.8	0	0	---	297	12	24.8
8)	Anderson, Car. (WR)	278	20	13.9	0	0	---	278	20	13.9
9)	McLaurin, Was. (WR)	272	17	16.0	3	1	3.0	269	16	16.8
10)	Lazard, G.B. (WR)	271	15	18.1	17	2	8.5	254	13	19.5
11)	Cooper, Dal. (WR)	267	25	10.7	0	0	---	267	25	10.7
12)	Lockett, Sea. (WR)	259	24	10.8	0	0	---	259	24	10.8
13)	Mostert, S.F. (RB)	258	29	8.9	148	23	6.4	110	6	18.3
14)	Woods, LA-R (WR)	256	20	12.8	63	7	9.0	193	13	14.8
15)	Montgomery, Chi. (RB)	255	49	5.2	191	43	4.4	64	6	10.7
16)	Carson, Sea. (RB)	250	49	5.1	157	37	4.2	93	12	7.8
17t)	Henderson, LA-R (RB)	247	38	6.5	201	35	5.7	46	3	15.3
17t)	Kupp, LA-R (WR)	247	20	12.4	19	2	9.5	228	18	12.7
19)	Gallup, Dal. (WR)	246	11	22.4	0	0	---	246	11	22.4
20)	*Jefferson, Min. (WR)	245	12	20.4	0	0	---	245	12	20.4
21t)	*Lamb, Dal. (WR)	240	18	13.3	10	2	5.0	230	16	14.4
21t)	Peterson, Det. (RB)	240	47	5.1	209	43	4.9	31	4	7.8
23t)	Drake, Ariz (RB)	239	59	4.1	219	54	4.1	20	5	4.0
23t)	Moore, Car. (WR)	239	14	17.1	0	0	---	239	14	17.1
25)	Sanders, Phi. (RB)	238	45	5.3	190	38	5.0	48	7	6.9
26)	Robinson, Chi. (WR)	229	19	12.1	-1	1	-1.0	230	18	12.8
27)	McCaffrey, Car. (RB)	223	48	4.6	156	41	3.8	67	7	9.6
28)	Gurley, Atl. (RB)	200	52	3.8	197	49	4.0	3	3	1.0
29)	McKinnon, S.F. (RB)	198	26	7.6	139	20	7.0	59	6	9.8
30)	D. Adams, G.B. (WR)	192	17	11.3	0	0	---	192	17	11.3
31)	D. Slayton, NY-G (WR)	188	12	15.7	0	0	---	188	12	15.7
32)	K. Murray, Ariz (QB)	187	26	7.2	187	26	7.2	0	0	---
33)	Gage, Atl. (WR)	186	17	10.9	0	0	---	186	17	10.9
34)	Jones, T.B. (RB)	182	43	4.2	142	37	3.8	40	6	6.7
35)	J. Jones, Atl. (WR)	181	11	16.5	0	0	---	181	11	16.5
36)	Brown, LA-R (RB)	176	39	4.5	145	36	4.0	31	3	10.3
37t)	S. Miller, T.B. (WR)	174	12	14.5	7	2	3.5	167	10	16.7
37t)	Thielen, Min. (WR)	174	13	13.4	4	1	4.0	170	12	14.2
39)	Hockenson, Det. (TE)	171	13	13.2	0	0	---	171	13	13.2
40)	Davis, Car. (RB)	166	30	5.5	47	14	3.4	119	16	7.4
41)	Valdes-Scantling, G.B. (WR)	165	8	20.6	0	0	---	165	8	20.6
42)	Bourne, S.F. (WR)	164	10	16.4	0	0	---	164	10	16.4
43)	Fournette, T.B. (RB)	157	31	5.1	123	24	5.1	34	7	4.9
44)	*A. Gibson, Was. (RB)	156	37	4.2	140	31	4.5	16	6	2.7
45)	Schultz, Dal. (TE)	147	14	10.5	0	0	---	147	14	10.5
46)	Murray, N.O. (RB)	146	33	4.4	120	30	4.0	26	3	8.7
47)	Godwin, T.B. (WR)	143	11	13.0	0	0	---	143	11	13.0
48)	Goedert, Phi. (TE)	138	13	10.6	0	0	---	138	13	10.6
49t)	Higbee, LA-R (TE)	134	10	13.4	0	0	---	134	10	13.4
49t)	Samuel, Car. (WR)	134	20	6.7	38	9	4.2	96	11	8.7

**WEEK 3 / THROUGH MONDAY, SEPTEMBER 28, 2020****NFC / LEADERS IN FIRST DOWNS**

Rank	Player, Team	Rush	Rec	Tot
1t)	Elliott, Dal. (RB)	16	5	21
1t)	Hopkins, Ariz (WR)	0	21	21
3)	Ridley, Atl. (WR)	1	19	20
4)	Kamara, N.O. (RB)	8	11	19
5)	A. Jones, G.B. (RB)	13	5	18
6t)	Cook, Min. (RB)	15	1	16
6t)	Drake, Ariz (RB)	16	0	16
6t)	Henderson, LA-R (RB)	14	2	16
6t)	Kupp, LA-R (WR)	2	14	16
10)	Sanders, Phi. (RB)	13	2	15
11t)	Gage, Atl. (WR)	0	14	14
11t)	Lockett, Sea. (WR)	0	14	14
11t)	Montgomery, Chi. (RB)	11	3	14
14t)	Brown, LA-R (RB)	12	1	13
14t)	McCaffrey, Car. (RB)	9	4	13
14t)	McLaurin, Was. (WR)	1	12	13
17t)	Carson, Sea. (RB)	8	4	12
17t)	Cooper, Dal. (WR)	0	12	12
17t)	Lazard, G.B. (WR)	1	11	12
17t)	Moore, Car. (WR)	0	12	12
17t)	Woods, LA-R (WR)	3	9	12
22t)	Anderson, Car. (WR)	0	11	11
22t)	*Lamb, Dal. (WR)	0	11	11
22t)	Peterson, Det. (RB)	10	1	11
22t)	Robinson, Chi. (WR)	0	11	11
26t)	D. Adams, G.B. (WR)	0	10	10
26t)	*Jefferson, Min. (WR)	0	10	10
26t)	Jones, T.B. (RB)	10	0	10
26t)	K. Murray, Ariz (QB)	10	0	10
26t)	Schultz, Dal. (TE)	0	10	10
26t)	D. Slayton, NY-G (WR)	0	10	10
32t)	Gallup, Dal. (WR)	0	9	9
32t)	Gurley, Atl. (RB)	9	0	9
32t)	McKinnon, S.F. (RB)	5	4	9
32t)	Metcalfe, Sea. (WR)	0	9	9
32t)	Murray, N.O. (RB)	8	1	9
32t)	J. Williams, G.B. (RB)	7	2	9
38t)	Bourne, S.F. (WR)	0	8	8
38t)	Ertz, Phi. (TE)	0	8	8
38t)	M. Evans, T.B. (WR)	0	8	8
38t)	Graham, Chi. (TE)	0	8	8
38t)	Hockenson, Det. (TE)	0	8	8
38t)	M. Jones, Det. (WR)	0	8	8
38t)	Mostert, S.F. (RB)	4	4	8
38t)	Thielen, Min. (WR)	0	8	8
38t)	Wentz, Phi. (QB)	8	0	8
47t)	*Aiyuk, S.F. (WR)	1	6	7
47t)	Engram, NY-G (TE)	0	7	7
47t)	Fournette, T.B. (RB)	5	2	7
47t)	*A. Gibson, Was. (RB)	7	0	7
47t)	Goedert, Phi. (TE)	0	7	7
47t)	Higbee, LA-R (TE)	0	7	7
47t)	D. Jackson, Phi. (WR)	0	7	7
47t)	J. Jones, Atl. (WR)	0	7	7
47t)	Prescott, Dal. (QB)	7	0	7
47t)	Sanders, N.O. (WR)	0	7	7
47t)	Smith, N.O. (WR)	0	7	7
47t)	L. Thomas, Was. (TE)	0	7	7

**WEEK 3 / THROUGH MONDAY, SEPTEMBER 28, 2020****NFC / LEADING PUNTERS**

Rank	Player, Team	No	Yards	Lg	Avg	TB	Blk	Dwn	OB	Opp Ret	In Yds	Net 20	Avg
1)	Fox, Det.	13	690	67	53.1	1	0	3	2	3	6	7	51.1
2)	Johnston, Phi.	13	673	62	51.8	1	0	0	0	10	62	7	45.5
3)	M. Dickson, Sea.	15	774	67	51.6	2	0	2	1	6	41	9	46.2
4)	*Charlton, Car.	8	410	60	51.3	1	0	1	0	5	47	2	42.9
5)	Lee, Ariz	10	480	58	48.0	0	0	2	0	7	65	3	41.5
6)	Way, Was.	16	760	60	47.5	1	0	4	0	7	30	7	44.4
7)	Wishnowsky, S.F.	8	377	59	47.1	1	1	0	1	2	8	5	38.8
8)	O'Donnell, Chi.	12	562	64	46.8	0	0	3	0	5	59	5	41.9
9)	Dixon, NY-G	9	421	62	46.8	2	0	3	0	3	13	5	40.9
10)	Pinion, T.B.	14	623	59	44.5	1	0	0	1	6	58	5	38.9
11)	C. Jones, Dal.	8	338	54	42.3	0	0	0	0	1	0	3	42.3
12)	Colquitt, Min.	9	380	53	42.2	0	0	0	0	7	45	2	37.2
13)	*Hofrichter, Atl.	12	491	55	40.9	0	0	0	2	3	24	3	38.9
14)	Morstead, N.O.	12	488	51	40.7	0	0	1	0	2	5	7	40.3

**NFC / LEADING PUNTERS, NET AVERAGE**

Rank	Player, Team	No	Yards	Lg	Avg	TB	Blk	Dwn	OB	Opp Ret	In Yds	Net 20	Avg
1)	Fox, Det.	13	690	67	53.1	1	0	3	2	3	6	7	51.1
2)	M. Dickson, Sea.	15	774	67	51.6	2	0	2	1	6	41	9	46.2
3)	Johnston, Phi.	13	673	62	51.8	1	0	0	0	10	62	7	45.5
4)	Way, Was.	16	760	60	47.5	1	0	4	0	7	30	7	44.4
5)	*Charlton, Car.	8	410	60	51.3	1	0	1	0	5	47	2	42.9
6)	C. Jones, Dal.	8	338	54	42.3	0	0	0	0	1	0	3	42.3
7)	O'Donnell, Chi.	12	562	64	46.8	0	0	3	0	5	59	5	41.9
8)	Lee, Ariz	10	480	58	48.0	0	0	2	0	7	65	3	41.5
9)	Dixon, NY-G	9	421	62	46.8	2	0	3	0	3	13	5	40.9
10)	Morstead, N.O.	12	488	51	40.7	0	0	1	0	2	5	7	40.3
11)	Pinion, T.B.	14	623	59	44.5	1	0	0	1	6	58	5	38.9
12)	*Hofrichter, Atl.	12	491	55	40.9	0	0	0	2	3	24	3	38.9
13)	Wishnowsky, S.F.	8	377	59	47.1	1	1	0	1	2	8	5	38.8
14)	Colquitt, Min.	9	380	53	42.2	0	0	0	0	7	45	2	37.2

**NFC / PUNT RETURN LEADERS**

Rank	Player, Team	Ret	FC	Yards	Avg	Long	TD
1)	D. Harris, N.O.	5	3	73	14.6	18	0
2)	Peppers, NY-G	4	1	50	12.5	20	0
3)	*Lamb, Dal.	5	3	55	11.0	20	0
4)	Powell, Atl.	4	4	40	10.0	14	0
5)	Cooper, Car.	5	3	36	7.2	19	0
6)	S. Sims, Was.	10	2	56	5.6	19	0
7)	Mickens, T.B.	5	4	21	4.2	13	0

**NFC / KICKOFF RETURN LEADERS**

Rank	Player, Team	Ret	Yards	Avg	Long	TD
1)	Patterson, Chi.	9	284	31.6	45	0
2)	Cooper, Car.	5	144	28.8	38	0
3)	D. Harris, N.O.	5	142	28.4	35	0
4)	Agnew, Det.	5	141	28.2	35	0
5)	*Osborn, Min.	5	130	26.0	38	0
6)	Homer, Sea.	6	149	24.8	44	0
7)	Edmonds, Ariz	6	132	22.0	42	0
8)	McKinnon, S.F.	4	87	21.8	29	0
9)	Pollard, Dal.	8	154	19.3	31	0
10)	Powell, Atl.	5	88	17.6	25	0
11)	Ervin, G.B.	5	82	16.4	19	0

**WEEK 3 / THROUGH MONDAY, SEPTEMBER 28, 2020****NFC / LEADERS IN INTERCEPTIONS**

Rank	Player, Team	Int	Yards	Avg	Long	TD
1)	Jackson, Car.	2	110	55.0	66	0
2t)	J. Jenkins, N.O.	1	36	36.0	36t	1
2t)	*Okudah, Det.	1	36	36.0	36	0
2t)	Moreland, Was.	1	32	32.0	32	0
2t)	Edwards, T.B.	1	30	30.0	30	0
2t)	Wreh-Wilson, Atl.	1	23	23.0	23	0
2t)	Harmon, Det.	1	21	21.0	21	0
2t)	M. Williams, N.O.	1	17	17.0	17	0
2t)	H. Smith, Min.	1	16	16.0	16	0
2t)	Tartt, S.F.	1	16	16.0	16	0
2t)	Love, NY-G	1	13	13.0	13	0
2t)	Bush, Chi.	1	10	10.0	10	0
2t)	Sullivan, G.B.	1	7	7.0	7t	1
2t)	Fuller, Chi.	1	5	5.0	5	0
2t)	Shaqui. Griffin, Sea.	1	4	4.0	4	0
2t)	C. Davis, T.B.	1	2	2.0	2	0
2t)	Collins, Det.	1	1	1.0	1	0
2t)	Collins, Was.	1	1	1.0	1	0
2t)	Ta. Gipson, Chi.	1	1	1.0	1	0
2t)	Awuzie, Dal.	1	0	0.0	0	0
2t)	Bradberry, NY-G	1	0	0.0	0	0
2t)	Dennard, Atl.	1	0	0.0	0	0
2t)	Diggs, Sea.	1	0	0.0	0	0
2t)	Dunbar, Sea.	1	0	0.0	0	0
2t)	Hill, LA-R	1	0	0.0	0	0
2t)	Johnson, LA-R	1	0	0.0	0	0
2t)	Moreau, Was.	1	0	0.0	0	0
2t)	Neal, Sea.	1	0	0.0	0	0
2t)	Warner, S.F.	1	0	0.0	0	0
2t)	Whitehead, T.B.	1	0	0.0	0	0
2t)	D. Williams, LA-R	1	0	0.0	0	0
2t)	Wilson, Min.	1	0	0.0	0	0
2t)	Alexander, G.B.	1	-4	-4.0	-4	0
2t)	David, T.B.	1	-5	-5.0	-5	0

**WEEK 3 / THROUGH MONDAY, SEPTEMBER 28, 2020****NFC / LEADERS IN SACKS**

Rank	Player, Team	Sacks
1)	A. Smith, Dal. (DE)	4.0
2)	Hicks, Chi. (DE)	3.5
3t)	Donald, LA-R (DE)	3.0
3t)	Graham, Phi. (DE)	3.0
3t)	Pierre-Paul, T.B. (LB)	3.0
6t)	Jarrett, Atl. (DT)	2.5
6t)	*Young, Was. (DE)	2.5
8t)	Adams, Sea. (DB)	2.0
8t)	Barnett, Phi. (DE)	2.0
8t)	Barrett, T.B. (LB)	2.0
8t)	Bostic, Was. (LB)	2.0
8t)	Davis, N.O. (LB)	2.0
8t)	Floyd, LA-R (LB)	2.0
8t)	Hendrickson, N.O. (DE)	2.0
8t)	Hyder, S.F. (DE)	2.0
8t)	Keke, G.B. (DE)	2.0
8t)	Kennard, Ariz (LB)	2.0
8t)	Kerrigan, Was. (DE)	2.0
8t)	Martinez, NY-G (LB)	2.0
8t)	Ngakoue, Min. (DE)	2.0
8t)	Peters, Ariz (DT)	2.0
8t)	Phillips, Ariz (DE)	2.0
8t)	Reddick, Ariz (LB)	2.0
8t)	Z. Smith, G.B. (LB)	2.0
8t)	Suh, T.B. (DE)	2.0
8t)	Sweat, Phi. (DE)	2.0
8t)	Sweat, Was. (DE)	2.0
8t)	L. Williams, NY-G (DE)	2.0
8t)	*Winfield, T.B. (DB)	2.0
30t)	J. Allen, Was. (DT)	1.5
30t)	Gary, G.B. (LB)	1.5
30t)	Ioannidis, Was. (DT)	1.5
30t)	K. Mack, Chi. (LB)	1.5
30t)	Mills, Phi. (DB)	1.5
35t)	Alexander, G.B. (DB)	1.0
35t)	Allen, Ariz (DE)	1.0
35t)	Armstead, S.F. (DE)	1.0
35t)	Blackson, Ariz (DE)	1.0
35t)	Brockers, LA-R (DE)	1.0
35t)	Burns, Car. (DE)	1.0
35t)	Carter, NY-G (LB)	1.0
35t)	Collins, Det. (LB)	1.0
35t)	Collins, Was. (DB)	1.0
35t)	Cox, Phi. (DT)	1.0
35t)	Fackrell, NY-G (LB)	1.0
35t)	Flowers, Det. (DE)	1.0
35t)	Fowler, Atl. (DE)	1.0
35t)	Fox, LA-R (DE)	1.0
35t)	Gholston, T.B. (DE)	1.0
35t)	Granderson, N.O. (DE)	1.0
35t)	Griffen, Dal. (DE)	1.0
35t)	C. Harris, Atl. (DE)	1.0
35t)	Haynes, Car. (DE)	1.0
35t)	Hill, NY-G (DE)	1.0
35t)	H. Hill, Min. (DB)	1.0
35t)	M. Jenkins, N.O. (DB)	1.0
35t)	Cha. Jones, Ariz (LB)	1.0
35t)	Jones, S.F. (DT)	1.0
35t)	Jordan, S.F. (DE)	1.0
35t)	Lawrence, NY-G (DT)	1.0
35t)	Mayowa, Sea. (DE)	1.0
35t)	McKinley, Atl. (DE)	1.0
35t)	Mingo, Chi. (LB)	1.0
35t)	R. Okwara, Det. (DE)	1.0
35t)	Onyemata, N.O. (DT)	1.0
35t)	Quinn, Chi. (LB)	1.0
35t)	J. Reed, Sea. (DT)	1.0
35t)	*Robinson, Sea. (DE)	1.0
35t)	*V. Scott, G.B. (DB)	1.0
35t)	Vea, T.B. (NT)	1.0
35t)	Whitehead, T.B. (DB)	1.0
35t)	A. Woods, Dal. (DT)	1.0

**WEEK 3 / THROUGH MONDAY, SEPTEMBER 28, 2020****NFC / FUMBLE RECOVERIES**

Rank	Player, Team	TotRec	OffRec	DefRec
1t)	Kelce, Phi.	2	2	0
1t)	Miller, Chi.	2	2	0
1t)	Reynolds, LA-R	2	2	0
1t)	S. Sims, Was.	2	2	0
5t)	Arnold, Ariz	1	1	0
5t)	Bradbury, Min.	1	1	0
5t)	Brady, T.B.	1	1	0
5t)	Brewer, Ariz	1	0	1
5t)	Christian, Was.	1	1	0
5t)	Cominsky, Atl.	1	0	1
5t)	David, T.B.	1	0	1
5t)	Donald, LA-R	1	0	1
5t)	Downs, NY-G	1	0	1
5t)	Edmonds, Ariz	1	1	0
5t)	Elliott, Dal.	1	1	0
5t)	Fournette, T.B.	1	1	0
5t)	Fowler, N.O.	1	0	1
5t)	Gray, N.O.	1	1	0
5t)	Thompson, Car.	1	0	1
5t)	Hamilton, Car.	1	0	1
5t)	Haskins, Was.	1	1	0
5t)	*Hurts, Phi.	1	1	0
5t)	James, Phi.	1	1	0
5t)	Jarrett, Atl.	1	0	1
5t)	Cha. Jones, Ariz	1	0	1
5t)	Jordan, S.F.	1	0	1
5t)	Kerrigan, Was.	1	0	1
5t)	Leno, Chi.	1	1	0
5t)	K. Mack, Chi.	1	0	1
5t)	Mayowa, Sea.	1	0	1
5t)	*Mooney, Chi.	1	1	0
5t)	Dav. Moore, Sea.	1	1	0
5t)	T. Moore, S.F.	1	0	1
5t)	Mullens, S.F.	1	1	0
5t)	Obada, Car.	1	0	1
5t)	Peat, N.O.	1	1	0
5t)	Pierre-Paul, T.B.	1	0	1
5t)	Senat, Atl.	1	0	1
5t)	K. Smith, NY-G	1	1	0
5t)	Z. Smith, G.B.	1	0	1
5t)	*Swain, Sea.	1	0	1
5t)	Tomlinson, S.F.	1	1	0
5t)	*Wallace, Phi.	1	0	1
5t)	Whitehead, Car.	1	0	1
5t)	P. Williams, N.O.	1	0	1
5t)	Young, LA-R	1	0	1

**WEEK 3 / THROUGH MONDAY, SEPTEMBER 28, 2020****NFC / OFFENSIVE FUMBLE RECOVERIES**

Rank	Player, Team	Ret	Yards	Avg	Long	TD
1t)	Kelce, Phi.	2	0	0.0	0	0
1t)	Miller, Chi.	2	0	0.0	0	0
1t)	S. Sims, Was.	2	0	0.0	0	0
1t)	Reynolds, LA-R	2	-2	-1.0	8	0
5t)	Arnold, Ariz	1	0	0.0	0	0
5t)	Bradbury, Min.	1	0	0.0	0	0
5t)	Brady, T.B.	1	0	0.0	0	0
5t)	Christian, Was.	1	0	0.0	0	0
5t)	Edmonds, Ariz	1	0	0.0	0	0
5t)	Elliott, Dal.	1	0	0.0	0	0
5t)	Fournette, T.B.	1	0	0.0	0	0
5t)	Gray, N.O.	1	0	0.0	0	0
5t)	Haskins, Was.	1	0	0.0	0	0
5t)	*Hurts, Phi.	1	0	0.0	0	0
5t)	James, Phi.	1	0	0.0	0	0
5t)	Leno, Chi.	1	0	0.0	0	0
5t)	*Mooney, Chi.	1	0	0.0	0	0
5t)	Dav. Moore, Sea.	1	0	0.0	0	0
5t)	Mullens, S.F.	1	0	0.0	0	0
5t)	Peat, N.O.	1	0	0.0	0	0
5t)	K. Smith, NY-G	1	0	0.0	0	0
5t)	Tomlinson, S.F.	1	0	0.0	0	0

**NFC / DEFENSIVE FUMBLE RECOVERIES**

Rank	Player, Team	Ret	Yards	Avg	Long	TD
1t)	Whitehead, Car.	1	20	20.0	20	0
1t)	Mayowa, Sea.	1	13	13.0	13	0
1t)	Kerrigan, Was.	1	6	6.0	6	0
1t)	Pierre-Paul, T.B.	1	6	6.0	6	0
1t)	Jarrett, Atl.	1	3	3.0	3	0
1t)	Brewer, Ariz	1	0	0.0	0	0
1t)	Cominsky, Atl.	1	0	0.0	0	0
1t)	David, T.B.	1	0	0.0	0	0
1t)	Donald, LA-R	1	0	0.0	0	0
1t)	Downs, NY-G	1	0	0.0	0	0
1t)	Fowler, N.O.	1	0	0.0	0	0
1t)	Thompson, Car.	1	0	0.0	0	0
1t)	Hamilton, Car.	1	0	0.0	0	0
1t)	Cha. Jones, Ariz	1	0	0.0	0	0
1t)	Jordan, S.F.	1	0	0.0	0	0
1t)	K. Mack, Chi.	1	0	0.0	0	0
1t)	T. Moore, S.F.	1	0	0.0	0	0
1t)	Obada, Car.	1	0	0.0	0	0
1t)	Senat, Atl.	1	0	0.0	0	0
1t)	Z. Smith, G.B.	1	0	0.0	0	0
1t)	*Swain, Sea.	1	0	0.0	0	0
1t)	*Wallace, Phi.	1	0	0.0	0	0
1t)	P. Williams, N.O.	1	0	0.0	0	0
1t)	Young, LA-R	1	0	0.0	0	0

**WEEK 3 / THROUGH MONDAY, SEPTEMBER 28, 2020**

**NFL / LEADING PASSERS**

Player, Team	Att	Comp	Pct		Avg		Pct			Pct Rating	
			Comp	Yds	Gain	TD	TD	Long	Int	Int	Points
Wilson, Sea.	103	79	76.7	925	8.98	14	13.6	62	1	1.0	139.0
J. Allen, Buf.	114	81	71.1	1038	9.11	10	8.8	47	1	0.9	124.8
Rodgers, G.B.	106	71	67.0	887	8.37	9	8.5	72	0	0.0	121.1
Garoppolo, S.F.	49	33	67.3	390	7.96	4	8.2	76t	0	0.0	118.6
Carr, L.V.	100	74	74.0	784	7.84	6	6.0	45	0	0.0	116.4
Mahomes, K.C.	121	82	67.8	898	7.42	9	7.4	54t	0	0.0	114.3
Jackson, Bal.	77	53	68.8	576	7.48	5	6.5	47	0	0.0	112.3
Goff, LA-R	90	63	70.0	863	9.59	5	5.6	31	2	2.2	109.6
Brees, N.O.	104	73	70.2	760	7.31	6	5.8	52t	1	1.0	106.3
Tannehill, Ten.	104	70	67.3	809	7.78	6	5.8	63	1	1.0	105.8
Roethlisberger, Pit.	109	73	67.0	777	7.13	7	6.4	84t	1	0.9	105.2
Minshew, Jac.	107	79	73.8	787	7.36	6	5.6	45	3	2.8	101.3
Rivers, Ind.	92	72	78.3	794	8.63	3	3.3	45	3	3.3	99.9
Prescott, Dal.	143	96	67.1	1188	8.31	5	3.5	58	2	1.4	98.5
Ryan, Atl.	128	80	62.5	961	7.51	7	5.5	63	2	1.6	97.2
Bridgewater, Car.	104	77	74.0	871	8.38	2	1.9	75t	2	1.9	97.1
Mullens, S.F.	47	33	70.2	414	8.81	1	2.1	26	1	2.1	95.5
Watson, Hou.	95	64	67.4	792	8.34	4	4.2	38	3	3.2	93.8
Stafford, Det.	106	66	62.3	811	7.65	5	4.7	36	2	1.9	93.7
Brady, T.B.	109	71	65.1	753	6.91	6	5.5	50	3	2.8	92.0
Mayfield, Cle.	85	53	62.4	564	6.64	5	5.9	43t	2	2.4	91.5
Fitzpatrick, Mia.	97	69	71.1	679	7.00	4	4.1	27	3	3.1	91.4
*Herbert, LA-C	82	57	69.5	641	7.82	2	2.4	35	2	2.4	90.5
Newton, N.E.	91	62	68.1	714	7.85	2	2.2	49	2	2.2	89.7
*Burrow, Cin.	141	91	64.5	821	5.82	5	3.5	42	1	0.7	89.0
Trubisky, Chi.	86	51	59.3	560	6.51	6	7.0	28t	3	3.5	87.4
K. Murray, Ariz	113	75	66.4	786	6.96	4	3.5	54	5	4.4	79.7
Driskel, Den.	64	35	54.7	432	6.75	3	4.7	45	2	3.1	78.4
Haskins, Was.	101	57	56.4	625	6.19	4	4.0	33	3	3.0	75.7
Cousins, Min.	78	46	59.0	623	7.99	5	6.4	71t	6	7.7	73.8
Darnold, NY-J	96	59	61.5	562	5.85	3	3.1	69t	4	4.2	70.7
Jones, NY-G	113	68	60.2	699	6.19	2	1.8	41t	4	3.5	69.2
Wentz, Phi.	132	79	59.8	737	5.58	3	2.3	55	6	4.5	63.9

**NFL / LEADING PASSERS, RANKS**

Player, Team	Att	Comp	Pct		Avg		Pct			Pct Rating	
			Comp	Yds	Gain	TD	TD	Long	Int	Int	Points
Wilson, Sea.	17	6t	2	4	3	1	1	6t	11	1	
J. Allen, Buf.	6	4	7	2	2	2	2	6t	7	2	
Rodgers, G.B.	12t	15t	19	6	7	3t	3	1t	1t	3	
Garoppolo, S.F.	32	32t	16	33	11	20t	4	1t	1t	4	
Carr, L.V.	19	11	4	16	13	7t	10	1t	1t	5	
Mahomes, K.C.	5	3	14	5	19	3t	5	1t	1t	6	
Jackson, Bal.	30	27t	12	27	18	13t	7	1t	1t	7	
Goff, LA-R	25	22	10	8	1	13t	15	13t	18	8	
Brees, N.O.	14t	12t	9	18	21	7t	12t	6t	9t	9	
Tannehill, Ten.	14t	17	17	11	15	7t	12t	6t	9t	10	
Roethlisberger, Pit.	9t	12t	20	17	22	5t	8	6t	8	11	
Minshew, Jac.	11	6t	5	14	20	7t	14	22t	22	12	
Rivers, Ind.	23	14	1	12	5	25t	26	22t	27	13	
Prescott, Dal.	1	1	18	1	9	13t	25	13t	12	14	
Ryan, Atl.	4	5	24	3	17	5t	17	13t	13	15	
Bridgewater, Car.	14t	9	3	7	6	30t	32	13t	15	16	
Mullens, S.F.	33	32t	8	32	4	34t	31	6t	16	17	
Watson, Hou.	22	21	15	13	8	20t	20	22t	26	18	
Stafford, Det.	12t	20	26	10	16	13t	18	13t	14	19	
Brady, T.B.	9t	15t	22	19	25	7t	16	22t	21	20	
Mayfield, Cle.	27	27t	25	28	27	13t	11	13t	19	21	
Fitzpatrick, Mia.	20	18	6	23	23	20t	21	22t	24	22	
*Herbert, LA-C	28	25t	11	24	14	30t	28	13t	20	23	
Newton, N.E.	24	23	13	21	12	30t	30	13t	17	24	
*Burrow, Cin.	2	2	23	9	32	13t	23	6t	6	25	
Trubisky, Chi.	26	29	30	30	28	7t	6	22t	28	26	
K. Murray, Ariz	7t	10	21	15	24	20t	24	31	31	27	
Driskel, Den.	31	31	33	31	26	25t	19	13t	25	28	
Haskins, Was.	18	25t	32	25	29	20t	22	22t	23	29	
Cousins, Min.	29	30	31	26	10	13t	9	32t	33	30	
Darnold, NY-J	21	24	27	29	31	25t	27	29t	30	31	
Jones, NY-G	7t	19	28	22	30	30t	33	29t	29	32	
Wentz, Phi.	3	6t	29	20	33	25t	29	32t	32	33	



**WEEK 3 / THROUGH MONDAY, SEPTEMBER 28, 2020**

**NFL / FOURTH-QUARTER PASSING LEADERS**

Rank	Player, Team	Att	Comp	Comp%	Yards	YPA	TD	TD%	Int	Int%	Rating
1)	Goff, LA-R	15	12	80.0	194	12.93	2	13.3	0	0.0	158.3
2)	Mullens, S.F.	13	11	84.6	152	11.69	1	7.7	0	0.0	141.0
3)	Rodgers, G.B.	20	17	85.0	195	9.75	2	10.0	0	0.0	140.6
4)	J. Allen, Buf.	32	23	71.9	346	10.81	3	9.4	0	0.0	138.3
5)	Mahomes, K.C.	27	18	66.7	230	8.52	3	11.1	0	0.0	130.2
6)	Cousins, Min.	27	21	77.8	247	9.15	3	11.1	1	3.7	126.4
7)	Roethlisberger, Pit.	24	21	87.5	181	7.54	2	8.3	0	0.0	125.9
8)	Jackson, Bal.	12	9	75.0	79	6.58	1	8.3	0	0.0	119.8
9)	Wilson, Sea.	27	18	66.7	233	8.63	2	7.4	0	0.0	118.3
10)	Foles, Chi.	23	13	56.5	154	6.70	3	13.0	0	0.0	116.7
11)	Bridgewater, Car.	30	24	80.0	361	12.03	1	3.3	1	3.3	114.0
12)	Newton, N.E.	22	15	68.2	188	8.55	1	4.5	0	0.0	109.7
13)	Brees, N.O.	34	25	73.5	246	7.24	1	2.9	0	0.0	103.3
14)	*Herbert, LA-C	24	17	70.8	162	6.75	1	4.2	0	0.0	103.1
15)	Carr, L.V.	26	19	73.1	169	6.50	1	3.8	0	0.0	102.9
16)	Driskel, Den.	16	10	62.5	98	6.13	1	6.3	0	0.0	100.5
17)	Minshew, Jac.	34	25	73.5	256	7.53	3	8.8	2	5.9	99.6
18)	Brady, T.B.	20	13	65.0	122	6.10	1	5.0	0	0.0	98.3
19)	Trubisky, Chi.	15	10	66.7	102	6.80	3	20.0	1	6.7	97.8
20)	Garoppolo, S.F.	13	7	53.8	73	5.62	1	7.7	0	0.0	96.0
21)	Rivers, Ind.	19	15	78.9	141	7.42	1	5.3	1	5.3	93.2
22)	Fitzpatrick, Mia.	22	17	77.3	151	6.86	1	4.5	1	4.5	91.3
23)	*Burrow, Cin.	50	33	66.0	322	6.44	2	4.0	1	2.0	88.9
24)	Darnold, NY-J	33	22	66.7	163	4.94	1	3.0	0	0.0	88.3
25)	Prescott, Dal.	58	36	62.1	377	6.50	2	3.4	1	1.7	85.2
26)	Ryan, Atl.	44	27	61.4	280	6.36	3	6.8	2	4.5	83.5
27)	Stafford, Det.	36	21	58.3	285	7.92	1	2.8	1	2.8	81.4
28)	Tannehill, Ten.	29	17	58.6	127	4.38	1	3.4	0	0.0	80.7
29)	Haskins, Was.	23	13	56.5	181	7.87	1	4.3	1	4.3	78.4
30)	Jones, NY-G	46	26	56.5	235	5.11	1	2.2	0	0.0	77.7
31)	K. Murray, Ariz	16	9	56.3	108	6.75	0	0.0	0	0.0	77.1
32)	Lock, Den.	11	6	54.5	69	6.27	0	0.0	0	0.0	73.7
33)	Mayfield, Cle.	11	7	63.6	62	5.64	1	9.1	1	9.1	71.0
34)	Watson, Hou.	29	17	58.6	234	8.07	1	3.4	2	6.9	67.3
35)	Rypien, Den.	9	8	88.9	53	5.89	0	0.0	1	11.1	51.6
36)	Wentz, Phi.	33	18	54.5	111	3.36	0	0.0	1	3.0	48.9

**NFL / THIRD-DOWN PASSING LEADERS**

Rank	Player, Team	Att	Comp	Comp%	Yards	YPA	TD	TD%	Int	Int%	Rating
1)	*Herbert, LA-C	20	16	80.0	193	9.65	2	10.0	0	0.0	140.2
2)	J. Allen, Buf.	23	17	73.9	200	8.70	3	13.0	0	0.0	139.5
3)	Jackson, Bal.	18	13	72.2	165	9.17	2	11.1	0	0.0	137.5
4)	Mahomes, K.C.	29	21	72.4	233	8.03	5	17.2	0	0.0	135.5
5)	Minshew, Jac.	25	19	76.0	179	7.16	3	12.0	0	0.0	134.8
6)	Brees, N.O.	28	23	82.1	194	6.93	3	10.7	0	0.0	131.3
7)	Rodgers, G.B.	27	17	63.0	308	11.41	2	7.4	0	0.0	126.8
8)	Carr, L.V.	23	17	73.9	167	7.26	2	8.7	0	0.0	122.9
9)	Garoppolo, S.F.	16	10	62.5	102	6.38	3	18.8	0	0.0	120.3
10)	Roethlisberger, Pit.	33	23	69.7	261	7.91	3	9.1	1	3.0	110.8
11)	Ryan, Atl.	32	22	68.8	207	6.47	2	6.3	0	0.0	107.2
12)	Brady, T.B.	31	20	64.5	215	6.94	2	6.5	0	0.0	106.3
13)	Bridgewater, Car.	28	22	78.6	223	7.96	0	0.0	0	0.0	99.9
14)	Wilson, Sea.	18	10	55.6	117	6.50	1	5.6	0	0.0	94.0
15)	Watson, Hou.	21	14	66.7	194	9.24	1	4.8	1	4.8	92.2
16)	*Burrow, Cin.	30	19	63.3	181	6.03	1	3.3	0	0.0	91.1
17)	Tannehill, Ten.	30	17	56.7	135	4.50	2	6.7	0	0.0	90.3
18)	Jones, NY-G	29	19	65.5	209	7.21	1	3.4	1	3.4	83.8
19)	Stafford, Det.	28	16	57.1	199	7.11	1	3.6	1	3.6	76.3
20)	Goff, LA-R	25	16	64.0	242	9.68	1	4.0	2	8.0	75.8
21)	Driskel, Den.	20	11	55.0	127	6.35	0	0.0	0	0.0	74.4
22)	Mayfield, Cle.	26	13	50.0	167	6.42	1	3.8	1	3.8	67.3
23)	Wentz, Phi.	33	19	57.6	237	7.18	1	3.0	2	6.1	64.8
24)	Trubisky, Chi.	27	12	44.4	125	4.63	3	11.1	2	7.4	64.6
25)	Prescott, Dal.	30	15	50.0	223	7.43	0	0.0	1	3.3	60.8
26)	Haskins, Was.	29	12	41.4	175	6.03	2	6.9	2	6.9	56.0
27)	Cousins, Min.	16	9	56.3	113	7.06	0	0.0	1	6.3	52.3
28)	Rivers, Ind.	22	13	59.1	125	5.68	1	4.5	2	9.1	52.3
29)	K. Murray, Ariz	30	18	60.0	174	5.80	1	3.3	3	10.0	47.8
30)	Darnold, NY-J	28	15	53.6	170	6.07	1	3.6	3	10.7	44.3
31)	Fitzpatrick, Mia.	21	11	52.4	67	3.19	1	4.8	2	9.5	35.3

**WEEK 3 / THROUGH MONDAY, SEPTEMBER 28, 2020****NFL / LEADING RUSHERS**

Rank	Player, Team	Att	Yards	Avg	Long	TD
1)	Henry, Ten.	82	319	3.9	16	2
2)	A. Jones, G.B.	50	303	6.1	75t	4
3)	Cook, Min.	48	294	6.1	39t	4
4)	Chubb, Cle.	51	292	5.7	29	4
5)	Jacobs, L.V.	68	252	3.7	14	3
6)	*Edwards-Helaire, K.C.	55	240	4.4	27t	1
7)	Ekeler, LA-C	47	236	5.0	13	1
8)	Conner, Pit.	40	224	5.6	59	2
9t)	Drake, Ariz	54	219	4.1	16	1
9t)	Elliott, Dal.	58	219	3.8	14	3
11)	*J. Robinson, Jac.	43	210	4.9	39	3
12)	Peterson, Det.	43	209	4.9	27	0
13)	Hunt, Cle.	39	204	5.2	33	1
14)	Henderson, LA-R	35	201	5.7	40	2
15)	Gurley, Atl.	49	197	4.0	16	2
16)	Montgomery, Chi.	43	191	4.4	23	0
17)	Sanders, Phi.	38	190	5.0	19	1
18)	K. Murray, Ariz (QB)	26	187	7.2	25	4
19t)	Jackson, Bal. (QB)	32	182	5.7	30	0
19t)	*Taylor, Ind.	48	182	3.8	16	2
21)	Gordon, Den.	42	174	4.1	25	1
22)	Michel, N.E.	26	173	6.7	48	1
23)	*Kelley, LA-C	43	167	3.9	26	1
24)	Mixon, Cin.	52	164	3.2	14	0
25t)	Carson, Sea.	37	157	4.2	23	0
25t)	Singletary, Buf.	32	157	4.9	18	0
27)	McCaffrey, Car.	41	156	3.8	15	4
28)	Kamara, N.O.	31	153	4.9	49	3
29)	Gaskin, Mia.	38	152	4.0	15	0
30)	Newton, N.E. (QB)	35	149	4.3	21	4
31)	Mostert, S.F.	23	148	6.4	80t	1
32)	Brown, LA-R	36	145	4.0	19	2
33)	Gore, NY-J	42	144	3.4	13	0
34)	Jones, T.B.	37	142	3.8	21	1
35)	*A. Gibson, Was.	31	140	4.5	20	2
36)	McKinnon, S.F.	20	139	7.0	55	2
37)	Da. Johnson, Hou.	35	134	3.8	19t	2
38t)	Edwards, Bal.	18	129	7.2	24	0
38t)	Snell, Pit.	29	129	4.4	30	0
40)	Fournette, T.B.	24	123	5.1	46t	2
41)	Murray, N.O.	30	120	4.0	10	0
42)	Ingram, Bal.	26	114	4.4	30t	1
43)	J. Williams, G.B.	21	98	4.7	18	0
44)	Jones, NY-G (QB)	12	92	7.7	23	0
45t)	Mattison, Min.	17	90	5.3	21	0
45t)	Wilson, Sea. (QB)	14	90	6.4	28	0
47)	Trubisky, Chi. (QB)	8	87	10.9	45	0
48t)	J. Allen, Buf. (QB)	22	84	3.8	16	2
48t)	Hill, Atl.	15	84	5.6	35t	1
50)	Burkhead, N.E.	19	83	4.4	17	2

**WEEK 3 / THROUGH MONDAY, SEPTEMBER 28, 2020****NFL / THIRD-AND-ONE RUSHING LEADERS**

Rank	Player, Team	Att	FD	Pct
1t)	Jones, T.B.	5	5	100.0
1t)	Brown, LA-R	2	2	100.0
1t)	*Burrow, Cin.	2	2	100.0
1t)	Carson, Sea.	2	2	100.0
1t)	Cook, Min.	2	2	100.0
1t)	Driskel, Den.	2	2	100.0
1t)	Elliott, Dal.	2	2	100.0
1t)	Fitzpatrick, Mia.	2	2	100.0
1t)	Henderson, LA-R	2	2	100.0
1t)	J. Howard, Mia.	2	2	100.0
1t)	Michel, N.E.	2	2	100.0
1t)	Murray, N.O.	2	2	100.0
1t)	Newton, N.E.	2	2	100.0
1t)	Snell, Pit.	2	2	100.0
1t)	Wentz, Phi.	2	2	100.0
1t)	J. Williams, G.B.	2	2	100.0
1t)	Armah, Car.	1	1	100.0
1t)	Ballage, NY-J	1	1	100.0
1t)	Barber, Was.	1	1	100.0
1t)	Bernard, Cin.	1	1	100.0
1t)	Brady, T.B.	1	1	100.0
1t)	Breida, Mia.	1	1	100.0
1t)	Cohen, Chi.	1	1	100.0
1t)	Edwards, Bal.	1	1	100.0
1t)	Freeman, NY-G	1	1	100.0
1t)	Gaskin, Mia.	1	1	100.0
1t)	Gurley, Atl.	1	1	100.0
1t)	*Herbert, LA-C	1	1	100.0
1t)	K. Johnson, Det.	1	1	100.0
1t)	Du. Johnson, Hou.	1	1	100.0
1t)	Kamara, N.O.	1	1	100.0
1t)	Kupp, LA-R	1	1	100.0
1t)	D. Lewis, NY-G	1	1	100.0
1t)	McCaffrey, Car.	1	1	100.0
1t)	McKissic, Was.	1	1	100.0
1t)	McLaurin, Was.	1	1	100.0
1t)	Mullens, S.F.	1	1	100.0
1t)	Patterson, Chi.	1	1	100.0
1t)	Prescott, Dal.	1	1	100.0
1t)	*J. Robinson, Jac.	1	1	100.0
1t)	Streveler, Ariz	1	1	100.0
1t)	Watson, Hou.	1	1	100.0
1t)	Wilson, S.F.	1	1	100.0
1t)	Yeldon, Buf.	1	1	100.0
45t)	Drake, Ariz	4	3	75.0
45t)	*Kelley, LA-C	4	3	75.0
47t)	Jacobs, L.V.	3	2	66.7
47t)	Peterson, Det.	3	2	66.7
49t)	Henry, Ten.	4	2	50.0
49t)	Hunt, Cle.	2	1	50.0
49t)	Tannehill, Ten.	2	1	50.0
49t)	Wilkins, Ind.	2	1	50.0

**WEEK 3 / THROUGH MONDAY, SEPTEMBER 28, 2020**

**NFL / LEADERS IN RECEPTIONS**

Rank	Player, Team	Rec	Yards	Avg	Long	TD
1)	Hopkins, Ariz	32	356	11.1	33	1
2)	Kamara, N.O. (RB)	27	285	10.6	52t	3
3)	Cooper, Dal.	25	267	10.7	58	0
4t)	Allen, LA-C	24	265	11.0	28	1
4t)	Lockett, Sea.	24	259	10.8	43t	4
6t)	Ridley, Atl.	21	349	16.6	63	4
6t)	Boyd, Cin.	21	230	11.0	25	1
6t)	Kelce, K.C. (TE)	21	227	10.8	29	2
9t)	Diggs, Buf.	20	288	14.4	47	2
9t)	Anderson, Car.	20	278	13.9	75t	1
9t)	Waller, L.V. (TE)	20	159	8.0	18	1
12t)	Robinson, Chi.	18	230	12.8	37t	1
12t)	Kupp, LA-R	18	228	12.7	24	1
14t)	D. Adams, G.B.	17	192	11.3	40	2
14t)	Gage, Atl.	17	186	10.9	24	1
14t)	Smith-Schuster, Pit.	17	160	9.4	26t	3
17t)	McLaurin, Was.	16	269	16.8	33	1
17t)	*Lamb, Dal.	16	230	14.4	37	0
17t)	Henry, LA-C (TE)	16	206	12.9	33	0
17t)	Ekeler, LA-C (RB)	16	142	8.9	28	0
17t)	Davis, Car. (RB)	16	119	7.4	22	1
22t)	Edelman, N.E.	15	259	17.3	49	0
22t)	Beasley, Buf.	15	228	15.2	29	0
22t)	T. Hill, K.C.	15	222	14.8	54t	3
22t)	C. Davis, Ten.	15	206	13.7	38	1
22t)	Watkins, K.C.	15	155	10.3	19	1
22t)	Cole, Jac.	15	148	9.9	23	2
22t)	Harry, N.E.	15	145	9.7	27	0
22t)	Humphries, Ten.	15	136	9.1	23	1
22t)	Ertz, Phi. (TE)	15	130	8.7	30	1
22t)	Gaskin, Mia. (RB)	15	91	6.1	15	0
22t)	Elliott, Dal. (RB)	15	88	5.9	19t	1
33t)	Moore, Car.	14	239	17.1	38	0
33t)	Fant, Den. (TE)	14	184	13.1	31	2
33t)	Parker, Mia.	14	169	12.1	20	1
33t)	D. Johnson, Pit.	14	149	10.6	28t	1
33t)	Schultz, Dal. (TE)	14	147	10.5	28	1
33t)	Ward, Phi.	14	108	7.7	29t	1
39t)	Lazard, G.B.	13	254	19.5	72	2
39t)	Woods, LA-R	13	193	14.8	31	1
39t)	J. Smith, Ten. (TE)	13	181	13.9	63	3
39t)	*Jeudy, Den.	13	173	13.3	25	0
39t)	Hockenson, Det. (TE)	13	171	13.2	29	1
39t)	Goedert, Phi. (TE)	13	138	10.6	34t	1
39t)	Green, Cin.	13	116	8.9	15	0
39t)	Hines, Ind. (RB)	13	89	6.8	12	1
47t)	Metcalfe, Sea.	12	297	24.8	62	3
47t)	*Jefferson, Min.	12	245	20.4	71t	1
47t)	D. Slayton, NY-G	12	188	15.7	41t	2
47t)	Gesicki, Mia. (TE)	12	175	14.6	27	2
47t)	Thielen, Min.	12	170	14.2	37t	3
47t)	Fuller, Hou.	12	166	13.8	31	1
47t)	M. Brown, Bal.	12	156	13.0	47	0
47t)	Landry, Cle.	12	143	11.9	21	0
47t)	Bernard, Cin. (RB)	12	98	8.2	42	0
47t)	L. Thomas, Was. (TE)	12	94	7.8	19	1
47t)	Carson, Sea. (RB)	12	93	7.8	19t	3
47t)	Fitzgerald, Ariz	12	84	7.0	12	0

**WEEK 3 / THROUGH MONDAY, SEPTEMBER 28, 2020**

**NFL / RECEIVING YARDAGE LEADERS**

Rank	Player, Team	Yards	Rec	Avg	Long	TD
1)	Hopkins, Ariz	356	32	11.1	33	1
2)	Ridley, Atl.	349	21	16.6	63	4
3)	Metcalfe, Sea.	297	12	24.8	62	3
4)	Diggs, Buf.	288	20	14.4	47	2
5)	Kamara, N.O. (RB)	285	27	10.6	52t	3
6)	Anderson, Car.	278	20	13.9	75t	1
7)	McLaurin, Was.	269	16	16.8	33	1
8)	Cooper, Dal.	267	25	10.7	58	0
9)	Allen, LA-C	265	24	11.0	28	1
10t)	Edelman, N.E.	259	15	17.3	49	0
10t)	Lockett, Sea.	259	24	10.8	43t	4
12)	Lazard, G.B.	254	13	19.5	72	2
13)	Gallup, Dal.	246	11	22.4	52	1
14)	*Jefferson, Min.	245	12	20.4	71t	1
15)	Moore, Car.	239	14	17.1	38	0
16t)	Boyd, Cin.	230	21	11.0	25	1
16t)	*Lamb, Dal.	230	16	14.4	37	0
16t)	Robinson, Chi.	230	18	12.8	37t	1
19t)	Beasley, Buf.	228	15	15.2	29	0
19t)	Kupp, LA-R	228	18	12.7	24	1
21)	Kelce, K.C. (TE)	227	21	10.8	29	2
22)	T. Hill, K.C.	222	15	14.8	54t	3
23t)	C. Davis, Ten.	206	15	13.7	38	1
23t)	Henry, LA-C (TE)	206	16	12.9	33	0
25)	Woods, LA-R	193	13	14.8	31	1
26)	D. Adams, G.B.	192	17	11.3	40	2
27)	D. Slayton, NY-G	188	12	15.7	41t	2
28)	Gage, Atl.	186	17	10.9	24	1
29)	Fant, Den. (TE)	184	14	13.1	31	2
30t)	Alie-Cox, Ind. (TE)	181	10	18.1	45	1
30t)	J. Jones, Atl.	181	11	16.5	44	0
30t)	J. Smith, Ten. (TE)	181	13	13.9	63	3
33)	Cobb, Hou.	177	11	16.1	34	1
34)	Gesicki, Mia. (TE)	175	12	14.6	27	2
35)	*Jeudy, Den.	173	13	13.3	25	0
36)	Hockenson, Det. (TE)	171	13	13.2	29	1
37)	Thielen, Min.	170	12	14.2	37t	3
38)	Parker, Mia.	169	14	12.1	20	1
39)	S. Miller, T.B.	167	10	16.7	47	0
40)	Fuller, Hou.	166	12	13.8	31	1
41)	Valdes-Scantling, G.B.	165	8	20.6	45t	1
42)	Bourne, S.F.	164	10	16.4	24	0
43)	Smith-Schuster, Pit.	160	17	9.4	26t	3
44)	Waller, L.V. (TE)	159	20	8.0	18	1
45)	M. Brown, Bal.	156	12	13.0	47	0
46t)	Beckham, Cle.	155	11	14.1	43t	1
46t)	Watkins, K.C.	155	15	10.3	19	1
48)	J. Brown, Buf.	152	10	15.2	46t	2
49)	*Claypool, Pit.	151	6	25.2	84t	1
50)	D. Johnson, Pit.	149	14	10.6	28t	1

**WEEK 3 / THROUGH MONDAY, SEPTEMBER 28, 2020**

**NFL / THIRD-DOWN RECEIVING LEADERS**

Rank	Player, Team	Rec	Yards	Avg	Long	TD
1t)	Allen, LA-C	8	120	15.0	28	1
1t)	Gage, Atl.	8	81	10.1	24	0
1t)	Smith-Schuster, Pit.	8	72	9.0	18	2
4t)	Ward, Phi.	7	83	11.9	29t	1
4t)	Ridley, Atl.	7	67	9.6	19	2
4t)	Fitzgerald, Ariz	7	47	6.7	10	0
7t)	Hopkins, Ariz	6	92	15.3	33	1
7t)	Samuel, Car.	6	67	11.2	24	0
7t)	Cook, N.O. (TE)	6	47	7.8	18	1
7t)	Cole, Jac.	6	44	7.3	11	1
11t)	Lazard, G.B.	5	152	30.4	72	0
11t)	*Lamb, Dal.	5	96	19.2	37	0
11t)	J. Brown, Buf.	5	87	17.4	46t	1
11t)	Amendola, Det.	5	83	16.6	32	0
11t)	Kupp, LA-R	5	69	13.8	24	0
11t)	Bernard, Cin. (RB)	5	65	13.0	42	0
11t)	Fant, Den. (TE)	5	59	11.8	31	0
11t)	Smith, N.O.	5	57	11.4	29	0
11t)	Humphries, Ten.	5	52	10.4	18t	1
11t)	Boyd, Cin.	5	48	9.6	13	1
11t)	Diggs, Buf.	5	47	9.4	17	1
11t)	Reed, S.F. (TE)	5	46	9.2	18t	2
11t)	McCoy, T.B. (RB)	5	44	8.8	15	0
11t)	Waller, L.V. (TE)	5	39	7.8	9	0
11t)	Ekeler, LA-C (RB)	5	36	7.2	16	0
26t)	Cooks, Hou.	4	60	15.0	24	0
26t)	Moore, Car.	4	55	13.8	18	0
26t)	Patrick, Den.	4	55	13.8	27	0
26t)	Schultz, Dal. (TE)	4	55	13.8	28	0
26t)	Graham, Chi. (TE)	4	52	13.0	29	2
26t)	Ebron, Pit. (TE)	4	49	12.3	18	1
26t)	*Edwards-Helaine, K.C. (RB)	4	47	11.8	18	0
26t)	Snead, Bal.	4	44	11.0	19t	1
26t)	Henry, LA-C (TE)	4	40	10.0	16	0
26t)	Kamara, N.O. (RB)	4	39	9.8	21	1
26t)	Inman, Was.	4	38	9.5	14	1
26t)	Tate, NY-G	4	38	9.5	18	0
26t)	Firkser, Ten. (TE)	4	35	8.8	14	0
26t)	McCaffrey, Car. (RB)	4	35	8.8	16	0
26t)	Watkins, K.C.	4	35	8.8	15	1
26t)	C. Davis, Ten.	4	34	8.5	10	0
26t)	*Pittman, Ind.	4	34	8.5	13	0
26t)	L. Thomas, Was. (TE)	4	33	8.3	14	1
26t)	T. Taylor, S.F.	4	32	8.0	20	0
26t)	Burkhead, N.E. (RB)	4	31	7.8	19	1
26t)	Ertz, Phi. (TE)	4	30	7.5	11	0
26t)	Sanders, N.O.	4	30	7.5	10t	1
26t)	Green, Cin.	4	24	6.0	13	0
26t)	Hogan, NY-J	4	22	5.5	9	0

**WEEK 3 / THROUGH MONDAY, SEPTEMBER 28, 2020**

**NFL / LEADING SCORERS, NONKICKERS**

Rank	Player, Team	TD	Rush	Rec	Ret	X2	Pts
1)	Kamara, N.O. (RB)	6	3	3	0	0	36
2t)	Cook, Min. (RB)	4	4	0	0	3	30
2t)	A. Jones, G.B. (RB)	5	4	1	0	0	30
4t)	Chubb, Cle. (RB)	4	4	0	0	0	24
4t)	Elliott, Dal. (RB)	4	3	1	0	0	24
4t)	M. Evans, T.B. (WR)	4	0	4	0	0	24
4t)	Lockett, Sea. (WR)	4	0	4	0	0	24
4t)	McCaffrey, Car. (RB)	4	4	0	0	0	24
4t)	K. Murray, Ariz (QB)	4	4	0	0	0	24
4t)	Newton, N.E. (QB)	4	4	0	0	0	24
4t)	Ridley, Atl. (WR)	4	0	4	0	0	24
12t)	Higbee, LA-R (TE)	3	0	3	0	1	20
12t)	Smith-Schuster, Pit. (WR)	3	0	3	0	1	20
12t)	Thielen, Min. (WR)	3	0	3	0	1	20
15t)	Burkhead, N.E. (RB)	3	2	1	0	0	18
15t)	Carson, Sea. (RB)	3	0	3	0	0	18
15t)	Graham, Chi. (TE)	3	0	3	0	0	18
15t)	T. Hill, K.C. (WR)	3	0	3	0	0	18
15t)	J. Howard, Mia. (RB)	3	3	0	0	0	18
15t)	Hunt, Cle. (RB)	3	1	2	0	0	18
15t)	Jacobs, L.V. (RB)	3	3	0	0	0	18
15t)	McKinnon, S.F. (RB)	3	2	1	0	0	18
15t)	Metcalfe, Sea. (WR)	3	0	3	0	0	18
15t)	Prescott, Dal. (QB)	3	3	0	0	0	18
15t)	*J. Robinson, Jac. (RB)	3	3	0	0	0	18
15t)	J. Smith, Ten. (TE)	3	0	3	0	0	18
27)	Fant, Den. (TE)	2	0	2	0	1	14
28t)	D. Adams, G.B. (WR)	2	0	2	0	0	12
28t)	J. Allen, Buf. (QB)	2	2	0	0	0	12
28t)	Andrews, Bal. (TE)	2	0	2	0	0	12
28t)	Barber, Was. (RB)	2	2	0	0	0	12
28t)	Berrios, NY-J (WR)	2	0	2	0	0	12
28t)	J. Brown, Buf. (WR)	2	0	2	0	0	12
28t)	Brown, LA-R (RB)	2	2	0	0	0	12
28t)	Cole, Jac. (WR)	2	0	2	0	0	12
28t)	Conner, Pit. (RB)	2	2	0	0	0	12
28t)	Diggs, Buf. (WR)	2	0	2	0	0	12
28t)	*Dobbins, Bal. (RB)	2	2	0	0	0	12
28t)	Fournette, T.B. (RB)	2	2	0	0	0	12
28t)	Gesicki, Mia. (TE)	2	0	2	0	0	12
28t)	*A. Gibson, Was. (RB)	2	2	0	0	0	12
28t)	Gordon, Den. (RB)	2	1	1	0	0	12
28t)	Gurley, Atl. (RB)	2	2	0	0	0	12
28t)	Henderson, LA-R (RB)	2	2	0	0	0	12
28t)	Henry, Ten. (RB)	2	2	0	0	0	12
28t)	*Higgins, Cin. (WR)	2	0	2	0	0	12
28t)	Hines, Ind. (RB)	2	1	1	0	0	12
28t)	Hurst, Atl. (TE)	2	0	2	0	0	12
28t)	Inman, Was. (WR)	2	0	2	0	0	12
28t)	Isabella, Ariz (WR)	2	0	2	0	0	12
28t)	Da. Johnson, Hou. (RB)	2	2	0	0	0	12
28t)	Kelce, K.C. (TE)	2	0	2	0	0	12
28t)	Kroft, Buf. (TE)	2	0	2	0	0	12
28t)	Lazard, G.B. (WR)	2	0	2	0	0	12
28t)	Miller, Chi. (WR)	2	0	2	0	0	12
28t)	Mostert, S.F. (RB)	2	1	1	0	0	12
28t)	Reed, S.F. (TE)	2	0	2	0	0	12
28t)	Sanders, N.O. (WR)	2	0	2	0	0	12
28t)	D. Slayton, NY-G (WR)	2	0	2	0	0	12
28t)	*Taylor, Ind. (RB)	2	2	0	0	0	12
28t)	Tonyan, G.B. (TE)	2	0	2	0	0	12
28t)	Wentz, Phi. (QB)	2	2	0	0	0	12
28t)	C. Wilson, Dal. (WR)	2	0	2	0	0	12
28t)	Wilson, S.F. (RB)	2	1	1	0	0	12
28t)	Woods, LA-R (WR)	2	1	1	0	0	12

**WEEK 3 / THROUGH MONDAY, SEPTEMBER 28, 2020****NFL / LEADING SCORERS, KICKERS**

Rank	Player, Team	PAT	FG	Pct	Long	Pts
1)	Crosby, G.B.	13/13	7/ 7	1.000	52	34
2t)	*Blankenship, Ind.	8/ 8	8/10	.800	44	32
2t)	Gostkowski, Ten.	5/ 7	9/12	.750	55	32
4)	Tucker, Bal.	10/10	7/ 7	1.000	47	31
5t)	Bullock, Cin.	6/ 6	8/ 9	.889	50	30
5t)	Koo, Atl.	6/ 8	8/ 9	.889	49	30
5t)	Slye, Car.	3/ 5	9/ 9	1.000	47	30
8t)	Carlson, L.V.	10/10	6/ 7	.857	54	28
8t)	Lutz, N.O.	10/10	6/ 6	1.000	45	28
8t)	Prater, Det.	7/ 7	7/ 9	.778	44	28
11)	Gould, S.F.	9/ 9	6/ 7	.857	52	27
12t)	Butker, K.C.	8/10	5/ 6	.833	58	23
12t)	Elliott, Phi.	5/ 5	6/ 7	.857	54	23
12t)	Z. Gonzalez, Ariz	8/ 9	5/ 7	.714	56	23
15t)	Badgley, LA-C	4/ 4	6/ 7	.857	43	22
15t)	Boswell, Pit.	7/ 8	5/ 5	1.000	41	22
15t)	Zuerlein, Dal.	7/ 9	5/ 6	.833	46	22
18t)	*Bass, Buf.	12/12	3/ 5	.600	39	21
18t)	Folk, N.E.	9/10	4/ 6	.667	33	21
18t)	*Sloman, LA-R	9/10	4/ 6	.667	35	21
21t)	Gano, NY-G	2/ 2	6/ 7	.857	52	20
21t)	Santos, Chi.	8/ 8	4/ 6	.667	35	20
21t)	Succop, T.B.	8/ 9	4/ 5	.800	43	20
24)	Sanders, Mia.	6/ 6	4/ 4	1.000	52	18
25)	Myers, Sea.	14/14	1/ 1	1.000	42	17
26t)	Fairbairn, Hou.	6/ 6	3/ 4	.750	45	15
26t)	Lambo, Jac.	6/ 7	3/ 3	1.000	50	15
26t)	Parkey, Cle.	9/ 9	2/ 2	1.000	42	15
29)	Hopkins, Was.	5/ 6	3/ 4	.750	40	14
30t)	Bailey, Min.	4/ 4	3/ 4	.750	41	13
30t)	Ficken, NY-J	4/ 4	3/ 3	1.000	41	13
30t)	McManus, Den.	4/ 4	3/ 4	.750	56	13
33)	*Wright, Jac.	1/ 2	0/ 0	---	--	1
34)	Seibert, Cle.-Cin.	0/ 1	0/ 1	.000	--	0

**NFL / TOUCHBACKS ON KICKOFFS**

Rank	Player, Team	TB
1t)	Crosby, G.B.	18
1t)	Tucker, Bal.	18
3t)	Gostkowski, Ten.	16
3t)	Pinion, T.B.	16
5)	*Bass, Buf.	15
6t)	Bullock, Cin.	14
6t)	Myers, Sea.	14
6t)	Slye, Car.	14
9t)	Bailey, N.E.	13
9t)	Elliott, Phi.	13
9t)	Lutz, N.O.	13
12t)	Hopkins, Was.	12
12t)	Sanders, Mia.	12
12t)	Zuerlein, Dal.	12
15t)	*Sloman, LA-R	11
15t)	Wishnowsky, S.F.	11
17t)	Bailey, Min.	10
17t)	Boswell, Pit.	10
17t)	Carlson, L.V.	10
17t)	Z. Gonzalez, Ariz	10
17t)	Long, LA-C	10
17t)	Parkey, Cle.	10
17t)	Santos, Chi.	10
24)	Sanchez, Ind.	9
25t)	Butker, K.C.	8
25t)	McManus, Den.	8
27t)	Fox, Det.	6
27t)	Gano, NY-G	6
27t)	Koo, Atl.	6
30)	Fairbairn, Hou.	5
31t)	Cooke, Jac.	4
31t)	Ficken, NY-J	4
33t)	*Hofrichter, Atl.	2
33t)	Lambo, Jac.	2



WEEK 3 / THROUGH MONDAY, SEPTEMBER 28, 2020

NFL / MOST YARDS FROM SCRIMMAGE

Rank	Player, Team	Yards	Total			Rushing			Receiving		
			Att+Rec	Avg	Yards	Att	Avg	Yards	Rec	Avg	
1)	Kamara, N.O. (RB)	438	58	7.6	153	31	4.9	285	27	10.6	
2)	A. Jones, G.B. (RB)	398	60	6.6	303	50	6.1	95	10	9.5	
3)	Ekeler, LA-C (RB)	378	63	6.0	236	47	5.0	142	16	8.9	
4)	Hopkins, Ariz (WR)	356	32	11.1	0	0	---	356	32	11.1	
5)	Ridley, Atl. (WR)	355	23	15.4	6	2	3.0	349	21	16.6	
6)	Henry, Ten. (RB)	345	87	4.0	319	82	3.9	26	5	5.2	
7)	*Edwards-Helaire, K.C. (RB)	342	66	5.2	240	55	4.4	102	11	9.3	
8)	*J. Robinson, Jac. (RB)	339	53	6.4	210	43	4.9	129	10	12.9	
9)	Jacobs, L.V. (RB)	327	78	4.2	252	68	3.7	75	10	7.5	
10)	Cook, Min. (RB)	318	53	6.0	294	48	6.1	24	5	4.8	
11)	Chubb, Cle. (RB)	309	54	5.7	292	51	5.7	17	3	5.7	
12)	Elliott, Dal. (RB)	307	73	4.2	219	58	3.8	88	15	5.9	
13)	Metcalfe, Sea. (WR)	297	12	24.8	0	0	---	297	12	24.8	
14)	Diggs, Buf. (WR)	288	20	14.4	0	0	---	288	20	14.4	
15)	Conner, Pit. (RB)	287	48	6.0	224	40	5.6	63	8	7.9	
16)	Edelman, N.E. (RB)	281	17	16.5	22	2	11.0	259	15	17.3	
17)	Anderson, Car. (WR)	278	20	13.9	0	0	---	278	20	13.9	
18)	McLaurin, Was. (WR)	272	17	16.0	3	1	3.0	269	16	16.8	
19)	Lazard, G.B. (WR)	271	15	18.1	17	2	8.5	254	13	19.5	
20)	Cooper, Dal. (WR)	267	25	10.7	0	0	---	267	25	10.7	
21)	Allen, LA-C (WR)	265	24	11.0	0	0	---	265	24	11.0	
22)	*Taylor, Ind. (RB)	261	57	4.6	182	48	3.8	79	9	8.8	
23)	Lockett, Sea. (WR)	259	24	10.8	0	0	---	259	24	10.8	
24)	Mostert, S.F. (RB)	258	29	8.9	148	23	6.4	110	6	18.3	
25t)	T. Hill, K.C. (WR)	256	18	14.2	34	3	11.3	222	15	14.8	
25t)	Woods, LA-R (WR)	256	20	12.8	63	7	9.0	193	13	14.8	
27)	Montgomery, Chi. (RB)	255	49	5.2	191	43	4.4	64	6	10.7	
28t)	Carson, Sea. (RB)	250	49	5.1	157	37	4.2	93	12	7.8	
28t)	Singletary, Buf. (RB)	250	43	5.8	157	32	4.9	93	11	8.5	
30t)	Henderson, LA-R (RB)	247	38	6.5	201	35	5.7	46	3	15.3	
30t)	Kupp, LA-R (WR)	247	20	12.4	19	2	9.5	228	18	12.7	
32t)	Gallup, Dal. (WR)	246	11	22.4	0	0	---	246	11	22.4	
32t)	Hunt, Cle. (RB)	246	47	5.2	204	39	5.2	42	8	5.3	
34)	*Jefferson, Min. (WR)	245	12	20.4	0	0	---	245	12	20.4	
35)	Gaskin, Mia. (RB)	243	53	4.6	152	38	4.0	91	15	6.1	
36t)	*Lamb, Dal. (WR)	240	18	13.3	10	2	5.0	230	16	14.4	
36t)	Peterson, Det. (RB)	240	47	5.1	209	43	4.9	31	4	7.8	
38t)	Drake, Ariz (RB)	239	59	4.1	219	54	4.1	20	5	4.0	
38t)	Moore, Car. (WR)	239	14	17.1	0	0	---	239	14	17.1	
40)	Sanders, Phi. (RB)	238	45	5.3	190	38	5.0	48	7	6.9	
41)	Boyd, Cin. (WR)	230	21	11.0	0	0	---	230	21	11.0	
42)	Robinson, Chi. (WR)	229	19	12.1	-1	1	-1.0	230	18	12.8	
43)	Beasley, Buf. (WR)	228	15	15.2	0	0	---	228	15	15.2	
44)	Kelce, K.C. (TE)	227	21	10.8	0	0	---	227	21	10.8	
45)	*Kelley, LA-C (RB)	225	47	4.8	167	43	3.9	58	4	14.5	
46)	McCaffrey, Car. (RB)	223	48	4.6	156	41	3.8	67	7	9.6	
47)	Mixon, Cin. (RB)	222	59	3.8	164	52	3.2	58	7	8.3	
48)	Gordon, Den. (RB)	208	51	4.1	174	42	4.1	34	9	3.8	
49t)	C. Davis, Ten. (WR)	206	15	13.7	0	0	---	206	15	13.7	
49t)	Henry, LA-C (TE)	206	16	12.9	0	0	---	206	16	12.9	

**WEEK 3 / THROUGH MONDAY, SEPTEMBER 28, 2020****NFL / LEADERS IN FIRST DOWNS**

Rank	Player, Team	Rush	Rec	Tot
1t)	Elliott, Dal. (RB)	16	5	21
1t)	Henry, Ten. (RB)	18	3	21
1t)	Hopkins, Ariz (WR)	0	21	21
4t)	Ekeler, LA-C (RB)	13	7	20
4t)	Ridley, Atl. (WR)	1	19	20
6)	Kamara, N.O. (RB)	8	11	19
7t)	Jacobs, L.V. (RB)	16	2	18
7t)	A. Jones, G.B. (RB)	13	5	18
9)	Boyd, Cin. (WR)	0	17	17
10t)	Allen, LA-C (WR)	0	16	16
10t)	Cook, Min. (RB)	15	1	16
10t)	Drake, Ariz (RB)	16	0	16
10t)	Henderson, LA-R (RB)	14	2	16
10t)	Kupp, LA-R (WR)	2	14	16
10t)	*J. Robinson, Jac. (RB)	11	5	16
16t)	Chubb, Cle. (RB)	14	1	15
16t)	Kelce, K.C. (TE)	0	15	15
16t)	Newton, N.E. (QB)	15	0	15
16t)	Sanders, Phi. (RB)	13	2	15
20t)	Burkhead, N.E. (RB)	8	6	14
20t)	Conner, Pit. (RB)	10	4	14
20t)	Edelman, N.E. (WR)	1	13	14
20t)	Gage, Atl. (WR)	0	14	14
20t)	Hunt, Cle. (RB)	11	3	14
20t)	Lockett, Sea. (WR)	0	14	14
20t)	Montgomery, Chi. (RB)	11	3	14
20t)	Singletary, Buf. (RB)	12	2	14
28t)	Brown, LA-R (RB)	12	1	13
28t)	C. Davis, Ten. (WR)	0	13	13
28t)	Diggs, Buf. (WR)	0	13	13
28t)	*Edwards-Helaine, K.C. (RB)	10	3	13
28t)	McCaffrey, Car. (RB)	9	4	13
28t)	McLaurin, Was. (WR)	1	12	13
28t)	*Taylor, Ind. (RB)	11	2	13
35t)	Carson, Sea. (RB)	8	4	12
35t)	Cooper, Dal. (WR)	0	12	12
35t)	Gaskin, Mia. (RB)	8	4	12
35t)	T. Hill, K.C. (WR)	1	11	12
35t)	Lazard, G.B. (WR)	1	11	12
35t)	Moore, Car. (WR)	0	12	12
35t)	Watkins, K.C. (WR)	0	12	12
35t)	Woods, LA-R (WR)	3	9	12
43t)	Anderson, Car. (WR)	0	11	11
43t)	*Lamb, Dal. (WR)	0	11	11
43t)	Peterson, Det. (RB)	10	1	11
43t)	Robinson, Chi. (WR)	0	11	11
43t)	Waller, L.V. (TE)	0	11	11
48t)	D. Adams, G.B. (WR)	0	10	10
48t)	Beasley, Buf. (WR)	0	10	10
48t)	Cole, Jac. (WR)	0	10	10
48t)	Gesicki, Mia. (TE)	0	10	10
48t)	*Jefferson, Min. (WR)	0	10	10
48t)	Da. Johnson, Hou. (RB)	6	4	10
48t)	Jones, T.B. (RB)	10	0	10
48t)	*Kelley, LA-C (RB)	8	2	10
48t)	Mixon, Cin. (RB)	8	2	10
48t)	K. Murray, Ariz (QB)	10	0	10
48t)	Parker, Mia. (WR)	0	10	10
48t)	Schultz, Dal. (TE)	0	10	10
48t)	*Shenault, Jac. (WR)	3	7	10
48t)	D. Slayton, NY-G (WR)	0	10	10
48t)	Smith-Schuster, Pit. (WR)	0	10	10

**WEEK 3 / THROUGH MONDAY, SEPTEMBER 28, 2020**

**NFL / LEADING PUNTERS**

Rank	Player, Team	No	Yards	Lg	Avg	TB	Blk	Dwn	OB	Opp Ret	In Yds	Net 20	Avg
1)	Fox, Det.	13	690	67	53.1	1	0	3	2	3	6	7	51.1
2)	Johnston, Phi.	13	673	62	51.8	1	0	0	0	10	62	7	45.5
3)	M. Dickson, Sea.	15	774	67	51.6	2	0	2	1	6	41	9	46.2
4)	*Charlton, Car.	8	410	60	51.3	1	0	1	0	5	47	2	42.9
5)	Huber, Cin.	15	726	70	48.4	3	0	2	0	5	22	7	42.9
6)	Haack, Mia.	12	578	63	48.2	1	0	3	0	4	26	5	44.3
7)	Lee, Ariz	10	480	58	48.0	0	0	2	0	7	65	3	41.5
8)	Way, Was.	16	760	60	47.5	1	0	4	0	7	30	7	44.4
9)	Wishnowsky, S.F.	8	377	59	47.1	1	1	0	1	2	8	5	38.8
10)	Kern, Ten.	10	469	66	46.9	1	0	1	1	3	16	6	43.3
11)	O'Donnell, Chi.	12	562	64	46.8	0	0	3	0	5	59	5	41.9
12)	Dixon, NY-G	9	421	62	46.8	2	0	3	0	3	13	5	40.9
13)	Cooke, Jac.	8	373	63	46.6	1	0	1	2	3	28	2	40.6
14)	Anger, Hou.	12	554	58	46.2	0	0	1	2	3	33	5	43.4
15)	*Townsend, K.C.	9	415	58	46.1	2	0	1	1	3	38	3	37.4
16)	Koch, Bal.	8	366	53	45.8	0	0	1	2	3	18	4	43.5
17)	Martin, Den.	14	639	56	45.6	0	1	1	4	8	65	4	38.3
18)	Gillan, Cle.	9	409	59	45.4	0	0	1	1	5	49	3	40.0
19)	Long, LA-C	11	494	63	44.9	0	0	2	3	4	53	4	40.1
20)	Pinion, T.B.	14	623	59	44.5	1	0	0	1	6	58	5	38.9
21)	*Mann, NY-J	16	710	58	44.4	1	0	0	2	7	92	2	37.4
22)	Colquitt, Pit.	13	569	59	43.8	1	0	1	0	8	71	4	36.8
23)	Cole, L.V.	8	341	52	42.6	0	0	0	1	3	40	1	37.6
24)	C. Jones, Dal.	8	338	54	42.3	0	0	0	0	1	0	3	42.3
25)	Colquitt, Min.	9	380	53	42.2	0	0	0	0	7	45	2	37.2
26)	*Hofrichter, Atl.	12	491	55	40.9	0	0	0	2	3	24	3	38.9
27)	Morstead, N.O.	12	488	51	40.7	0	0	1	0	2	5	7	40.3

**NFL / LEADING PUNTERS, NET AVERAGE**

Rank	Player, Team	No	Yards	Lg	Avg	TB	Blk	Dwn	OB	Opp Ret	In Yds	Net 20	Avg
1)	Fox, Det.	13	690	67	53.1	1	0	3	2	3	6	7	51.1
2)	M. Dickson, Sea.	15	774	67	51.6	2	0	2	1	6	41	9	46.2
3)	Johnston, Phi.	13	673	62	51.8	1	0	0	0	10	62	7	45.5
4)	Way, Was.	16	760	60	47.5	1	0	4	0	7	30	7	44.4
5)	Haack, Mia.	12	578	63	48.2	1	0	3	0	4	26	5	44.3
6)	Koch, Bal.	8	366	53	45.8	0	0	1	2	3	18	4	43.5
7)	Anger, Hou.	12	554	58	46.2	0	0	1	2	3	33	5	43.4
8)	Kern, Ten.	10	469	66	46.9	1	0	1	1	3	16	6	43.3
9)	Huber, Cin.	15	726	70	48.4	3	0	2	0	5	22	7	42.9
10)	*Charlton, Car.	8	410	60	51.3	1	0	1	0	5	47	2	42.9
11)	C. Jones, Dal.	8	338	54	42.3	0	0	0	0	1	0	3	42.3
12)	O'Donnell, Chi.	12	562	64	46.8	0	0	3	0	5	59	5	41.9
13)	Lee, Ariz	10	480	58	48.0	0	0	2	0	7	65	3	41.5
14)	Dixon, NY-G	9	421	62	46.8	2	0	3	0	3	13	5	40.9
15)	Cooke, Jac.	8	373	63	46.6	1	0	1	2	3	28	2	40.6
16)	Morstead, N.O.	12	488	51	40.7	0	0	1	0	2	5	7	40.3
17)	Long, LA-C	11	494	63	44.9	0	0	2	3	4	53	4	40.1
18)	Gillan, Cle.	9	409	59	45.4	0	0	1	1	5	49	3	40.0
19)	Pinion, T.B.	14	623	59	44.5	1	0	0	1	6	58	5	38.9
20)	*Hofrichter, Atl.	12	491	55	40.9	0	0	0	2	3	24	3	38.9
21)	Wishnowsky, S.F.	8	377	59	47.1	1	1	0	1	2	8	5	38.8
22)	Martin, Den.	14	639	56	45.6	0	1	1	4	8	65	4	38.3
23)	Cole, L.V.	8	341	52	42.6	0	0	0	1	3	40	1	37.6
24)	*Townsend, K.C.	9	415	58	46.1	2	0	1	1	3	38	3	37.4
25)	*Mann, NY-J	16	710	58	44.4	1	0	0	2	7	92	2	37.4
26)	Colquitt, Min.	9	380	53	42.2	0	0	0	0	7	45	2	37.2
27)	Colquitt, Pit.	13	569	59	43.8	1	0	1	0	8	71	4	36.8

**WEEK 3 / THROUGH MONDAY, SEPTEMBER 28, 2020****NFL / PUNT RETURN LEADERS**

Rank	Player, Team	Ret	FC	Yards	Avg	Long	TD
1)	D. Harris, N.O.	5	3	73	14.6	18	0
2t)	Peppers, NY-G	4	1	50	12.5	20	0
2t)	*Proche, Bal.	4	2	50	12.5	17	0
4)	Roberts, Buf.	7	2	86	12.3	23	0
5)	Carter, Hou.	4	1	45	11.3	19	0
6t)	Erickson, Cin.	6	3	66	11.0	22	0
6t)	*Lamb, Dal.	5	3	55	11.0	20	0
8)	Hines, Ind.	5	2	52	10.4	16	0
9)	Powell, Atl.	4	4	40	10.0	14	0
10)	Spencer, Den.	4	6	31	7.8	9	0
11)	D. Johnson, Pit.	5	2	38	7.6	18	0
12t)	Cooper, Car.	5	3	36	7.2	19	0
12t)	Grant, Mia.	5	1	36	7.2	15	0
14)	S. Sims, Was.	10	2	56	5.6	19	0
15)	Mickens, T.B.	5	4	21	4.2	13	0
16)	Raymond, Ten.	6	2	24	4.0	11	0

**NFL / KICKOFF RETURN LEADERS**

Rank	Player, Team	Ret	Yards	Avg	Long	TD
1)	B. Wilson, Cin.	4	156	39.0	45	0
2)	*Duvernay, Bal.	7	238	34.0	93t	1
3)	Patterson, Chi.	9	284	31.6	45	0
4t)	Cooper, Car.	5	144	28.8	38	0
4t)	McCloud, Pit.	5	144	28.8	49	0
6)	D. Harris, N.O.	5	142	28.4	35	0
7)	Agnew, Det.	5	141	28.2	35	0
8)	*Osborn, Min.	5	130	26.0	38	0
9)	*Reed, LA-C	6	154	25.7	46	0
10)	Homer, Sea.	6	149	24.8	44	0
11)	Dulin, Ind.	4	98	24.5	41	0
12)	Edmonds, Ariz	6	132	22.0	42	0
13)	McKinnon, S.F.	4	87	21.8	29	0
14)	Raymond, Ten.	5	101	20.2	30	0
15t)	Carter, Hou.	7	140	20.0	27	0
15t)	Malone, NY-J	7	140	20.0	40	0
17)	Pollard, Dal.	8	154	19.3	31	0
18)	Powell, Atl.	5	88	17.6	25	0
19)	Ervin, G.B.	5	82	16.4	19	0

**WEEK 3 / THROUGH MONDAY, SEPTEMBER 28, 2020**

**NFL / LEADERS IN INTERCEPTIONS**

Rank	Player, Team	Int	Yards	Avg	Long	TD
1t)	Jackson, Car.	2	110	55.0	66	0
1t)	Carrie, Ind.	2	47	23.5	47t	1
1t)	X. Rhodes, Ind.	2	44	22.0	44t	1
1t)	*Sneed, K.C.	2	39	19.5	39	0
5t)	Joseph, Cle.	1	49	49.0	49	0
5t)	*Fulton, Ten.	1	44	44.0	44	0
5t)	D. McCourty, N.E.	1	43	43.0	43t	1
5t)	Willis, Ind.	1	43	43.0	43	0
5t)	Simmons, Den.	1	37	37.0	37	0
5t)	J. Jenkins, N.O.	1	36	36.0	36t	1
5t)	*Okudah, Det.	1	36	36.0	36	0
5t)	Moreland, Was.	1	32	32.0	32	0
5t)	Edwards, T.B.	1	30	30.0	30	0
5t)	Jackson, Cin.	1	30	30.0	30	0
5t)	Abram, L.V.	1	24	24.0	24	0
5t)	Haden, Pit.	1	24	24.0	24	0
5t)	Desir, NY-J	1	23	23.0	23	0
5t)	Wreh-Wilson, Atl.	1	23	23.0	23	0
5t)	*C. Henderson, Jac.	1	22	22.0	22	0
5t)	Harmon, Det.	1	21	21.0	21	0
5t)	M. Williams, N.O.	1	17	17.0	17	0
5t)	K. Moore, Ind.	1	16	16.0	16	0
5t)	H. Smith, Min.	1	16	16.0	16	0
5t)	Tartt, S.F.	1	16	16.0	16	0
5t)	Gilmore, N.E.	1	15	15.0	15	0
5t)	Love, NY-G	1	13	13.0	13	0
5t)	Wingard, Jac.	1	12	12.0	12	0
5t)	Bush, Chi.	1	10	10.0	10	0
5t)	Peters, Bal.	1	9	9.0	9	0
5t)	Hilton, Pit.	1	8	8.0	8	0
5t)	Humphrey, Bal.	1	8	8.0	8	0
5t)	Sullivan, G.B.	1	7	7.0	7t	1
5t)	Morrow, L.V.	1	6	6.0	6	0
5t)	Fuller, Chi.	1	5	5.0	5	0
5t)	J. Joseph, Ten.	1	5	5.0	5	0
5t)	Phillips, N.E.	1	5	5.0	5	0
5t)	Shaqui. Griffin, Sea.	1	4	4.0	4	0
5t)	Hooker, Ten.	1	3	3.0	3	0
5t)	C. Davis, T.B.	1	2	2.0	2	0
5t)	Smith, Cle.	1	2	2.0	2	0
5t)	Collins, Det.	1	1	1.0	1	0
5t)	Collins, Was.	1	1	1.0	1	0
5t)	Ta. Gipson, Chi.	1	1	1.0	1	0
5t)	X. Howard, Mia.	1	1	1.0	1	0
5t)	Awuzie, Dal.	1	0	0.0	0	0
5t)	Bradberry, NY-G	1	0	0.0	0	0
5t)	Dennard, Atl.	1	0	0.0	0	0
5t)	Diggs, Sea.	1	0	0.0	0	0
5t)	Dunbar, Sea.	1	0	0.0	0	0
5t)	Goodson, Cle.	1	0	0.0	0	0
5t)	Heyward, Pit.	1	0	0.0	0	0
5t)	Hill, LA-R	1	0	0.0	0	0
5t)	Ingram, LA-C	1	0	0.0	0	0
5t)	J. Jackson, N.E.	1	0	0.0	0	0
5t)	Johnson, LA-R	1	0	0.0	0	0
5t)	Landry, Ten.	1	0	0.0	0	0
5t)	Milano, Buf.	1	0	0.0	0	0
5t)	Moreau, Was.	1	0	0.0	0	0
5t)	Neal, Sea.	1	0	0.0	0	0
5t)	Sims, Cin.	1	0	0.0	0	0
5t)	Wallace, Buf.	1	0	0.0	0	0
5t)	Warner, S.F.	1	0	0.0	0	0
5t)	T. Watt, Pit.	1	0	0.0	0	0
5t)	Whitehead, T.B.	1	0	0.0	0	0
5t)	D. Williams, LA-R	1	0	0.0	0	0
5t)	Wilson, Min.	1	0	0.0	0	0
5t)	*L. Wilson, Cin.	1	0	0.0	0	0
5t)	Alexander, G.B.	1	-4	-4.0	-4	0
5t)	David, T.B.	1	-5	-5.0	-5	0

**WEEK 3 / THROUGH MONDAY, SEPTEMBER 28, 2020****NFL / LEADERS IN SACKS**

Rank	Player, Team	Sacks
1)	A. Smith, Dal. (DE)	4.0
2t)	Hicks, Chi. (DE)	3.5
2t)	Jones, K.C. (DT)	3.5
2t)	T. Watt, Pit. (LB)	3.5
5t)	Bosa, LA-C (DE)	3.0
5t)	Donald, LA-R (DE)	3.0
5t)	Garrett, Cle. (DE)	3.0
5t)	Graham, Phi. (DE)	3.0
5t)	Lawson, Cin. (DE)	3.0
5t)	Pierre-Paul, T.B. (LB)	3.0
11t)	Dupree, Pit. (LB)	2.5
11t)	Houston, Ind. (DE)	2.5
11t)	Jarrett, Atl. (DT)	2.5
11t)	*Young, Was. (DE)	2.5
15t)	Adams, Sea. (DB)	2.0
15t)	Addison, Buf. (DE)	2.0
15t)	Autry, Ind. (DT)	2.0
15t)	Barnett, Phi. (DE)	2.0
15t)	Barrett, T.B. (LB)	2.0
15t)	Bostic, Was. (LB)	2.0
15t)	Bowser, Bal. (LB)	2.0
15t)	Clark, K.C. (DE)	2.0
15t)	Clayborn, Cle. (DE)	2.0
15t)	Crosby, L.V. (DE)	2.0
15t)	Davis, N.O. (LB)	2.0
15t)	Floyd, LA-R (LB)	2.0
15t)	S. Harris, Den. (DE)	2.0
15t)	Hendrickson, N.O. (DE)	2.0
15t)	Hilton, Pit. (DB)	2.0
15t)	Hyder, S.F. (DE)	2.0
15t)	Keke, G.B. (DE)	2.0
15t)	Kennard, Ariz (LB)	2.0
15t)	Kerrigan, Was. (DE)	2.0
15t)	Martinez, NY-G (LB)	2.0
15t)	Maye, NY-J (DB)	2.0
15t)	Ngakoue, Min. (DE)	2.0
15t)	Omenihu, Hou. (DE)	2.0
15t)	Peters, Ariz (DT)	2.0
15t)	Phillips, Ariz (DE)	2.0
15t)	Reddick, Ariz (LB)	2.0
15t)	Richardson, Cle. (DT)	2.0
15t)	Z. Smith, G.B. (LB)	2.0
15t)	Suh, T.B. (DE)	2.0
15t)	Sweat, Phi. (DE)	2.0
15t)	Sweat, Was. (DE)	2.0
15t)	Tuitt, Pit. (DE)	2.0
15t)	Van Noy, Mia. (LB)	2.0
15t)	Watt, Hou. (DE)	2.0
15t)	L. Williams, NY-G (DE)	2.0
15t)	Williams, NY-J (DT)	2.0
15t)	Williams, Pit. (LB)	2.0
15t)	*Winfield, T.B. (DB)	2.0

**WEEK 3 / THROUGH MONDAY, SEPTEMBER 28, 2020****NFL / FUMBLE RECOVERIES**

Rank	Player, Team	TotRec	OffRec	DefRec
1t)	Fort, Bal.	2	0	2
1t)	Garrett, Cle.	2	0	2
1t)	J. Jackson, N.E.	2	1	1
1t)	Kelce, Phi.	2	2	0
1t)	Lock, Den.	2	2	0
1t)	Miller, Chi.	2	2	0
1t)	Reynolds, LA-R	2	2	0
1t)	S. Sims, Was.	2	2	0

**NFL / OFFENSIVE FUMBLE RECOVERIES**

Rank	Player, Team	Ret	Yards	Avg	Long	TD
1t)	Kelce, Phi.	2	0	0.0	0	0
1t)	Lock, Den.	2	0	0.0	0	0
1t)	Miller, Chi.	2	0	0.0	0	0
1t)	S. Sims, Was.	2	0	0.0	0	0
1t)	Reynolds, LA-R	2	-2	-1.0	8	0
6t)	Arnold, Ariz	1	0	0.0	0	0
6t)	Bradbury, Min.	1	0	0.0	0	0
6t)	Brady, T.B.	1	0	0.0	0	0
6t)	Breida, Mia.	1	0	0.0	0	0
6t)	*Burrow, Cin.	1	0	0.0	0	0
6t)	Christian, Was.	1	0	0.0	0	0
6t)	Conner, Pit.	1	0	0.0	0	0
6t)	*Cushenberry, Den.	1	0	0.0	0	0
6t)	Edmonds, Ariz	1	0	0.0	0	0
6t)	Ekeler, LA-C	1	0	0.0	0	0
6t)	Elliott, Dal.	1	0	0.0	0	0
6t)	Fitzpatrick, Mia.	1	0	0.0	0	0
6t)	Fournette, T.B.	1	0	0.0	0	0
6t)	Gray, N.O.	1	0	0.0	0	0
6t)	Haskins, Was.	1	0	0.0	0	0
6t)	Hunt, Cle.	1	0	0.0	0	0
6t)	*Hurts, Phi.	1	0	0.0	0	0
6t)	Ingold, L.V.	1	0	0.0	0	0
6t)	Ingram, Bal.	1	0	0.0	0	0
6t)	J. Jackson, N.E.	1	0	0.0	0	0
6t)	James, Phi.	1	0	0.0	0	0
6t)	D. Johnson, Pit.	1	0	0.0	0	0
6t)	Leno, Chi.	1	0	0.0	0	0
6t)	Martin, Den.	1	0	0.0	0	0
6t)	Minshew, Jac.	1	0	0.0	0	0
6t)	*Mooney, Chi.	1	0	0.0	0	0
6t)	Dav. Moore, Sea.	1	0	0.0	0	0
6t)	Mullens, S.F.	1	0	0.0	0	0
6t)	Peat, N.O.	1	0	0.0	0	0
6t)	Sambrailo, Ten.	1	0	0.0	0	0
6t)	B. Smith, Ind.	1	0	0.0	0	0
6t)	K. Smith, NY-G	1	0	0.0	0	0
6t)	Smith-Schuster, Pit.	1	0	0.0	0	0
6t)	Tannehill, Ten.	1	0	0.0	0	0
6t)	T. Thomas, Cle.	1	0	0.0	0	0
6t)	Tomlinson, S.F.	1	0	0.0	0	0
6t)	Williams, LA-C	1	0	0.0	0	0

**WEEK 3 / THROUGH MONDAY, SEPTEMBER 28, 2020**

**NFL / DEFENSIVE FUMBLE RECOVERIES**

Rank	Player, Team	Ret	Yards	Avg	Long	TD
1t)	Fort, Bal.	2	24	12.0	22t	1
1t)	Garrett, Cle.	2	0	0.0	0	0
3t)	R. Evans, Ten.	1	25	25.0	25	0
3t)	Whitehead, Car.	1	20	20.0	20	0
3t)	Mayowa, Sea.	1	13	13.0	13	0
3t)	Hilton, Pit.	1	8	8.0	8	0
3t)	Kerrigan, Was.	1	6	6.0	6	0
3t)	Pierre-Paul, T.B.	1	6	6.0	6	0
3t)	Jarrett, Atl.	1	3	3.0	3	0
3t)	Jackson, Den.	1	2	2.0	2	0
3t)	Levine, Bal.	1	1	1.0	1	0
3t)	Brewer, Ariz	1	0	0.0	0	0
3t)	Cominsky, Atl.	1	0	0.0	0	0
3t)	David, T.B.	1	0	0.0	0	0
3t)	Donald, LA-R	1	0	0.0	0	0
3t)	Downs, NY-G	1	0	0.0	0	0
3t)	Ferguson, Bal.	1	0	0.0	0	0
3t)	Fowler, N.O.	1	0	0.0	0	0
3t)	Goodson, Cle.	1	0	0.0	0	0
3t)	Thompson, Car.	1	0	0.0	0	0
3t)	Guy, N.E.	1	0	0.0	0	0
3t)	Hamilton, Car.	1	0	0.0	0	0
3t)	Hughes, Buf.	1	0	0.0	0	0
3t)	*Igbinohe, Mia.	1	0	0.0	0	0
3t)	J. Jackson, N.E.	1	0	0.0	0	0
3t)	J. Jackson, Cle.	1	0	0.0	0	0
3t)	Cha. Jones, Ariz	1	0	0.0	0	0
3t)	Jordan, S.F.	1	0	0.0	0	0
3t)	K. Mack, Chi.	1	0	0.0	0	0
3t)	T. Moore, S.F.	1	0	0.0	0	0
3t)	Niemann, K.C.	1	0	0.0	0	0
3t)	Obada, Car.	1	0	0.0	0	0
3t)	Senat, Atl.	1	0	0.0	0	0
3t)	Simmons, Ten.	1	0	0.0	0	0
3t)	Z. Smith, G.B.	1	0	0.0	0	0
3t)	*Swain, Sea.	1	0	0.0	0	0
3t)	Van Noy, Mia.	1	0	0.0	0	0
3t)	Vigil, LA-C	1	0	0.0	0	0
3t)	*Wallace, Phi.	1	0	0.0	0	0
3t)	P. Williams, N.O.	1	0	0.0	0	0
3t)	Willis, NY-J	1	0	0.0	0	0
3t)	Wise, N.E.	1	0	0.0	0t	1
3t)	Young, LA-R	1	0	0.0	0	0
3t)	White, Buf.	1	-1	-1.0	-1	0
3t)	McDougald, NY-J	1	-2	-2.0	-2	0



WEEK 3 / THROUGH MONDAY, SEPTEMBER 28, 2020

Team/Offense Rank (Within League)

	BAL	BUF	CIN	CLE	DEN	HOU	IND	JAX	KC	LV	LAC	MIA	NE	NYJ	PIT	TEN		ARI	ATL	CAR	CHI	DAL	DET	GB	LAR	MIN	NO	NYG	PHI	SF	SEA	TB	WAS
	23	4	27	20	29	28	12	21	5	15	6	26	8	32	13	11	<b>TYds/G</b>	10	7	16	17	1	19	2	3	22	18	31	24	14	9	25	30
	15	3	32	22	28	16	10	19	7	14	17	26	8	30	20	21	<b>TYds/P</b>	18	13	11	25	6	23	1	2	5	9	27	29	12	4	24	31
	5	24	30	3t	29	31	15	19	9	14	6	20	1	28	10	13	<b>RYds/G</b>	7	18	26	11	21	22	2	3t	8	23	32	17	12	16	27	25
	2	20	31	4	24	29	23	6	8	17	16	25	5	30	11	27	<b>RshAvg</b>	9	19	22	7	21	18	3	12	1	15	32	14	13	10	26	28
	32	2	20	30	27	18t	10	21	4	14	8	25	22	31	17	11	<b>PsYd/G</b>	13	3	9	23	1	16	6	7	28	12	26	24	15	5	18t	29
	25	2	31	24	30	17	3	23	13	12	14	22	9	28	20	7	<b>PasAvg</b>	18	15	8	26	6	19	4	1	16	10	27	32	11	5	21	29
	1t	6	5	19	20	26	25	22	1t	1t	14	24	17	29	7	9	<b>%HdInt</b>	30	13	16	27	12	15	1t	18	32	8	28	31	11	10	21	23
	31	19	29	11	30	32	5	27	1	12	15	13	16	18	9t	4	<b>Sac/PP</b>	14	6	20	17	7	24	2	8	26	3	21	22t	22t	25	9t	28
	23t	7	8t	23t	29t	31	11t	16	5	8t	8t	14t	2	32	22	11t	<b>1D/Gm</b>	6	11t	25t	17	1	19	3t	3t	27	20	29t	14t	21	18	25t	28
	19	5t	26	24	29	23	32	3	1	4	5t	13t	11	31	20t	17t	<b>3D Eff</b>	15	16	13t	28	17t	20t	5t	2	27	10	22	9	8	25	12	30
	12t	1t	1t	24t	28t	17t	14t	26t	17t	1t	26t	17t	1t	28t	10	1t	<b>4D Eff</b>	1t	24t	17t	14t	23	17t	14t	12t	28t	17t	9	28t	28t	1t	1t	11
	4t	6	9	20	17	14	10	23t	8	3	23t	18t	26	31t	15	23t	<b>PR Avg</b>	27	11	18t	29	13	1	30	16	31t	2	4t	28	12	7	22	21
	1t	9	1t	3	24	20t	16	25	11	20t	10	30	13	17t	8	28	<b>KR Avg</b>	19	27	5	4	22	7	29	26	12	6	23	17t	15	14	32	31
	18	9	5	19	26	16	24	15	17	25	20	6	14	22	23	11	<b>GPntAv</b>	7	31	4	12	27	1	30	8	28	32	13	2	29	3	21	10
	9	3	12	21	27	10	8	18	29	28	20	6	7	30	32	11	<b>NPntAv</b>	16	24	13	15	14	1	26	22	31	19	17	4	25	2	23	5
	4t	3	25	18t	30	28	13	21t	4t	8t	29	21t	11t	32	15t	15t	<b>Pts/Gm</b>	17	6	24	20	8t	21t	1	7	18t	8t	31	27	11t	2	14	26
	1t	32	10t	28t	22t	22t	19t	1t	17t	12t	12t	1t	28t	1t	1t	22t	<b>FG%</b>	27	10t	1t	28t	17t	21	1t	28t	22t	1t	12t	12t	12t	1t	19t	22t

Opponent/Defense Rank (Within League)

	BAL	BUF	CIN	CLE	DEN	HOU	IND	JAX	KC	LV	LAC	MIA	NE	NYJ	PIT	TEN		ARI	ATL	CAR	CHI	DAL	DET	GB	LAR	MIN	NO	NYG	PHI	SF	SEA	TB	WAS
	19	21	24	9	20	23	1	16	11	27	8	25	12t	17	2	29	<b>TYds/G</b>	7	31	22	15	26	28	14	18	30	10	12t	5	3	32	4	6
	18	23	11	7	14	15	1	21	16	28	10	29	25	19	3	30	<b>TYds/P</b>	12	27	22	13	17	26	32	20	24	8	9	4	5	31	2	6
	10	8	31	5	7	32	4	15	27	28	11	25	19	24	1	29	<b>RYds/G</b>	12	13	21	17	23	30	14	18	26	6	20	9	16	2	3	22
	13	19	25	6	7	27	11	8	28	30	20	23	21	14	1	32	<b>RshAvg</b>	17	18	24	26	10	31	29	22	12	5	9	4	16	3	2	15
	26	27	6	22	29	3	1	19	4	16	9	25	11	15	12	23	<b>PsYd/G</b>	8	31	24	17	28	13	18	21	30	20	10	7	2	32	14	5
	15	19	11	5	16	12	1	30	9	24	8	29	27	22	7	23	<b>PasAvg</b>	14	28	17	6	26	21	25	13	31	18	20	10	2	32	4	3
	23	21t	6	12	29	30t	1	13	14	17	28	25	2	26	4	3	<b>%HdInt</b>	30t	24	21t	11	27	7	15	9	19t	19t	16	30t	18	10	5	8
	21	12	22	14	27	10	3	26	6	29	20	11	18t	15	1	25	<b>Sac/PP</b>	5	24	32	17	18t	30	8	16	31	13	9	4	23	28	7	2
	13	19t	15t	21t	8	28	1	24t	10t	24t	3t	26	9	15t	3t	19t	<b>1D/Gm</b>	5t	30	15t	15t	14	31	10t	21t	29	27	12	21t	5t	32	2	7
	23	19	21	24	10	18	3	28	13	26	11	16	7	20	15	30	<b>3D Eff</b>	1	9	31	2	22	6	25	17	4	27	32	5	14	29	12	8
	3t	3t	6t	26t	22t	26t	3t	16t	16t	16t	26t	6t	1t	26t	10t	10t	<b>4D Eff</b>	16t	13t	1t	26t	26t	22t	10t	13t	22t	25	26t	21	6t	15	6t	20
	11	10	8	24	17	25	1	21	27	30	29	14	18	28	19	9	<b>PR Avg</b>	20	16	22	26	2	3	31	32	13	4	7	12	5	15	23	6
	8t	5t	32	31	24	16	15	13	29	27	30	2	22	18	11	5t	<b>KR Avg</b>	7	20	19	23	8t	21	28	26	10	3	25	12	17	14	1	4
	24	27	23	17	11	13	4	1	9	18	29	7t	26	22	6	15t	<b>GPntAv</b>	15t	31	2	19	25	5	20	28	10	7t	14	12	21	32	3	30
	13	14	20	24	11	4	2	9	18	12	21	6	31	26	8	25	<b>NPntAv</b>	19	28	3	22	17	10	32	30	15	1	5	23	16	27	7	29
	3	16	14t	24	12	29	1	20	6	25	4	10	11	27t	5	14t	<b>Pts/Gm</b>	7t	32	18t	9	30	26	21	13	31	27t	17	23	2	22	7t	18t
	3	12t	18t	24t	2	24t	24t	16t	12t	24t	23	1	7t	4	7t	5	<b>FG%</b>	24t	12t	24t	6	18t	24t	12t	7t	24t	18t	7t	18t	7t	16t	24t	18t



**LAST WEEK'S**  
**GAME BOOK**

# National Football League Game Summary

NFL Copyright © 2020 by The National Football League. All rights reserved. This summary and play-by-play is for the express purpose of assisting media in their coverage of the game; any other use of this material is prohibited without the written permission of the National Football League.

Date: Sunday, 9/27/2020

## Carolina Panthers at Los Angeles Chargers

Start Time: 1:05 PM PDT

at SoFi Stadium, Inglewood, CA

### Game Day Weather

Game Weather: Hazy

Temp: 77° F (25.0° C) Humidity: 60%, Wind: SW 5 mph

Played Closed Stadium on Turf: Matrix Turf

Outdoor Weather: Hazy,

### Officials

Referee: Corrente, Tony (99)

Umpire: Ferrell, Dan (64)

Down Judge: Perlman, Mark (9)

Line Judge: Longson, Bart (2)

Field Judge: Dickson, Ryan (25)

Side Judge: Flemming, Anthony (90)

Back Judge: Prukop, Todd (30)

Replay Official: Cerimeli, Tyler (0)

### Lineups

#### Carolina Panthers

#### Los Angeles Chargers

Offense		Defense	
WR 12	D.Moore	DE 53	B.Burns
G 74	G.Little	DT 95	D.Brown
C 61	M.Paradis	DE 92	Z.Kerr
G 67	J.Miller	LB 54	S.Thompson
T 72	T.Moton	LB 52	T.Whitehead
TE 80	I.Thomas	LB 21	J.Chinn
WR 11	R.Anderson	CB 26	D.Jackson
FB 10	C.Samuel	CB 24	R.Douglas
QB 5	T.Bridgewater	SS 31	J.Burris
RB 28	M.Davis	FS 33	T.Boston
G 64	C.Reed	DE 91	S.Weatherly

Offense		Defense	
WR 13	K.Allen	DE 97	J.Bosa
LT 69	S.Tevi	DT 99	J.Tillery
LG 76	F.Lamp	NT 95	L.Joseph
C 66	D.Feeney	DE 42	U.Nwosu
RG 73	T.St. Louis	LB 44	K.White
RT 75	B.Bulaga	LB 56	K.Murray Jr.
TE 86	H.Henry	RCB 43	M.Davis
WR 81	M.Williams	CB 25	C.Harris Jr.
WR 15	J.Guyton	S 23	R.Jenkins
QB 10	J.Herbert	S 24	N.Adderley
RB 30	A.Ekeler	LCB 26	C.Hayward Jr.

### Substitutions

### Substitutions

P 3 J.Charlton, K 4 J.Slye, WR 14 P.Cooper, WR 15 S.Roberts, WR 16 B.Zylstra, DB 23 S.Thomas-Oliver, CB 25 T.Pride, DB 29 C.Elder, DB 38 M.Hartsfield, RB 39 R.Bonnafon, FB 40 A.Armah, S 42 S.Franklin, LS 44 J.Jansen, LB 50 J.Stanford, LB 56 J.Carter, LB 57 A.Taylor, C 69 T.Larsen, G 73 T.Scott, G 75 M.Schofield, TE 82 C.Manhertz, TE 86 C.Thompson, DT 93 B.Roy, DE 94 E.Obada, DE 97 Y.Gross-Matos, DE 98 M.Haynes

K 1 T.Long, K 4 M.Badgley, WR 12 J.Reed, DB 20 D.King II, RB 27 J.Kelley, CB 28 B.Facyson, S 32 A.Gilman, RB 34 D.Bradwell, DB 36 J.Addae, CB 37 T.Campbell, RB 40 G.Nabers, LS 45 C.Mazza, LB 46 M.Jefferson, LB 51 E.Egbule, LB 52 D.Perryman, C/G 61 S.Quessenberry, NT 71 D.Square, G 72 R.Groy, T 79 T.Pipkins III, TE 82 S.Anderson, WR 84 K.Hill Jr., TE 88 V.Green, DE 90 J.Lemonier, DT 91 C.Broughton, DE 98 I.Rochell

### Did Not Play

### Did Not Play

QB 7 W.Grier

QB 2 E.Stick

### Not Active

### Not Active

QB 6 P.Walker, RB 36 T.Cannon, DE 55 S.Miller, G 65 D.Daley, T 76 R.Okung, DT 99 K.Short

QB 5 T.Taylor, WR 11 J.Moore, RB 22 J.Jackson, LB 59 N.Vigil, G 70 T.Turner, T 74 S.Norton, TE 89 D.Parham Jr.

### Field Goals (made ( ) & missed)

J.Slye (29) (24) (30) (22) (31)

M.Badgley (41)

		1	2	3	4	OT	Total
VISITOR:	Carolina Panthers	6	12	0	3	0	21
HOME:	Los Angeles Chargers	0	7	3	6	0	16

### Scoring Plays

Team	Qtr	Time	Play Description (Extra Point) (Drive Info)	Visitor	Home
Panthers	1	9:20	J.Slye 29 yd. Field Goal (6-37, 3:07)	3	0
Panthers	1	4:28	J.Slye 24 yd. Field Goal (7-29, 3:15)	6	0
Chargers	2	14:14	A.Ekeler 12 yd. run (M.Badgley kick) (10-75, 5:14)	6	7
Panthers	2	8:11	J.Slye 30 yd. Field Goal (10-59, 6:03)	9	7
Panthers	2	2:58	M.Davis 13 yd. pass from T.Bridgewater (kick blocked) (8-57, 3:57)	15	7
Panthers	2	0:00	J.Slye 22 yd. Field Goal (2-4, 0:08)	18	7
Chargers	3	1:12	M.Badgley 41 yd. Field Goal (10-37, 4:34)	18	10
Panthers	4	10:58	J.Slye 31 yd. Field Goal (8-62, 5:14)	21	10
Chargers	4	4:33	K.Allen 14 yd. pass from J.Herbert (pass failed) (16-75, 6:25)	21	16

# National Football League Game Summary

NFL Copyright © 2020 by The National Football League. All rights reserved. This summary and play-by-play is for the express purpose of assisting media in their coverage of the game; any other use of this material is prohibited without the written permission of the National Football League.

---

Paid Attendance: 0

Time: 3:04



Carolina Panthers vs Los Angeles Chargers  
9/27/2020 at SoFi Stadium

## Final Team Statistics

	Visitor Panthers	Home Chargers
<b>TOTAL FIRST DOWNS</b>	14	26
By Rushing	2	7
By Passing	10	18
By Penalty	2	1
<b>THIRD DOWN EFFICIENCY</b>	3-12-25%	10-15-67%
<b>FOURTH DOWN EFFICIENCY</b>	0-0-0%	0-0-0%
<b>TOTAL NET YARDS</b>	302	436
Total Offensive Plays (inc. times thrown passing)	51	74
Average gain per offensive play	5.9	5.9
<b>NET YARDS RUSHING</b>	81	117
Total Rushing Plays	21	23
Average gain per rushing play	3.9	5.1
Tackles for a loss-number and yards	4-6	2-2
<b>NET YARDS PASSING</b>	221	319
Times thrown - yards lost attempting to pass	2-14	2-11
Gross yards passing	235	330
<b>PASS ATTEMPTS-COMPLETIONS-HAD INTERCEPTED</b>	28-22-0	49-35-1
Avg gain per pass play (inc.# thrown passing)	7.4	6.3
<b>KICKOFFS Number-In End Zone-Touchbacks</b>	6-5-5	4-4-3
<b>PUNTS Number and Average</b>	4-47.3	3-39.7
Had Blocked	0	0
<b>FGs - PATs Had Blocked</b>	0-1	0-0
<b>Net Punting Average</b>	44.8	37.0
<b>TOTAL RETURN YARDAGE (Not Including Kickoffs)</b>	74	10
No. and Yards Punt Returns	1-8	2-10
No. and Yards Kickoff Returns	1-35	1-23
No. and Yards Interception Returns	1-66	0-0
<b>PENALTIES Number and Yards</b>	3-30	8-60
<b>FUMBLES Number and Lost</b>	0-0	4-3
<b>TOUCHDOWNS</b>	1	2
Rushing	0	1
Passing	1	1
<b>EXTRA POINTS Made-Attempts</b>	0-1	1-2
Kicking Made-Attempts	0-1	1-1
Passing Made-Attempts	0-0	0-1
<b>FIELD GOALS Made-Attempts</b>	5-5	1-1
<b>RED ZONE EFFICIENCY</b>	1-6-17%	2-3-67%
<b>GOAL TO GO EFFICIENCY</b>	0-2-0%	1-2-50%
<b>SAFETIES</b>	0	0
<b>FINAL SCORE</b>	21	16
<b>TIME OF POSSESSION</b>	28:48	31:12

**Carolina Panthers vs Los Angeles Chargers**  
**9/27/2020 at SoFi Stadium**

# Ball Possession And Drive Chart

**Carolina Panthers**

#	Time Recd	Time Lost	Time Poss	How Ball Obtained	Drive Began	# Play	Yds Gain	Yds Pen	Net Yds	1st Down	Last Scrm	How Given Up
1	15:00	14:01	0:59	Kickoff	CAR 25	3	2	0	2	0	CAR 27	Punt
2	12:27	9:20	3:07	Punt	LAC 48	6	37	0	37	2	* LAC 11	Field Goal
3	7:43	4:28	3:15	Fumble	LAC 35	7	29	0	29	1	* LAC 6	Field Goal
4	14:14	8:11	6:03	Kickoff	CAR 29	10	64	-5	59	3	* LAC 12	Field Goal
5	6:55	2:58	3:57	Fumble	CAR 43	8	52	5	57	4	* LAC 13	Touchdown
6	0:08	0:00	0:08	Interception	LAC 8	2	4	0	4	0	* LAC 4	Field Goal
7	12:40	10:44	1:56	Punt	CAR 12	3	9	0	9	0	CAR 21	Punt
8	7:08	5:46	1:22	Punt	CAR 10	3	8	0	8	0	CAR 18	Punt
9	1:12	10:58	5:14	Kickoff	CAR 25	8	62	0	62	2	* LAC 13	Field Goal
10	4:33	1:46	2:47	Kickoff	CAR 25	6	35	0	35	2	LAC 40	Punt

(378) Average CAR 38

**Los Angeles Chargers**

#	Time Recd	Time Lost	Time Poss	How Ball Obtained	Drive Began	# Play	Yds Gain	Yds Pen	Net Yds	1st Down	Last Scrm	How Given Up
1	14:01	12:27	1:34	Punt	LAC 25	3	-11	0	-11	0	LAC 14	Punt
2	9:20	7:43	1:37	Kickoff	LAC 26	3	18	0	18	1	LAC 44	Fumble
3	4:28	14:14	5:14	Kickoff	LAC 25	10	85	-10	75	4	* CAR 12	Touchdown
4	8:11	6:55	1:16	Kickoff	LAC 25	3	30	0	30	1	LAC 39	Fumble
5	2:58	0:08	2:50	Kickoff	LAC 25	8	47	-10	37	3	CAR 38	Interception
6	15:00	12:40	2:20	Kickoff	LAC 25	5	16	0	16	1	LAC 41	Punt
7	10:44	7:08	3:36	Punt	LAC 29	7	31	0	31	2	CAR 40	Punt
8	5:46	1:12	4:34	Punt	LAC 40	10	47	-10	37	3	* CAR 23	Field Goal
9	10:58	4:33	6:25	Kickoff	LAC 25	16	85	-10	75	6	* CAR 14	Touchdown
10	1:46	0:00	1:46	Punt	LAC 1	10	70	10	80	5	CAR 28	Fumble

(246) Average LAC 25

**\* inside opponent's 20**

Time of Possession by Quarter		1st	2nd	3rd	4th	OT	Total
<b>Visitor</b>	Carolina Panthers	7:21	10:08	4:30	6:49		28:48
<b>Home</b>	Los Angeles Chargers	7:39	4:52	10:30	8:11		31:12

**Kickoff Drive No.-Start Average** Panthers: 4 - CAR 26 Chargers: 6 - LAC 25

**Carolina Panthers vs Los Angeles Chargers**  
**9/27/2020 at SoFi Stadium**

# Final Defensive Statistics

Carolina Panthers	Regular Defensive Plays											Special Teams					Misc			
	TKL	AST	COMB	SK	/ YDS	TFL	Q	IN	PD	FF	FR	TKL	AST	FF	FR	BL	TKL	AST	FF	FR
S.Thompson	8	5	13	0	0	0	0	0	2	1	1	0	0	0	0	0	0	0	0	0
J.Chinn	6	6	12	0	0	1	1	0	0	0	0	0	0	0	0	0	0	0	0	0
J.Burris	7	1	8	0	0	1	0	0	0	0	0	0	0	0	0	0	0	0	0	0
T.Whitehead	2	5	7	0	0	0	0	0	0	0	1	0	0	0	0	0	0	0	0	0
T.Boston	4	2	6	0	0	0	1	0	2	0	0	0	0	0	0	0	0	0	0	0
R.Douglas	2	4	6	0	0	0	0	0	0	0	0	0	0	0	0	0	0	0	0	0
D.Brown	4	1	5	0	0	3	0	0	0	0	0	0	0	0	0	0	0	0	0	0
C.Elder	2	2	4	0	0	0	0	0	0	0	0	0	0	0	0	0	0	0	0	0
B.Burns	2	1	3	1	0	0	1	0	1	1	0	0	0	0	0	0	0	0	0	0
Z.Kerr	2	1	3	0	0	0	2	0	0	0	0	0	0	0	0	0	0	0	0	0
T.Pride	2	0	2	0	0	0	0	0	0	0	0	1	0	0	0	0	0	0	0	0
B.Roy	2	0	2	0	0	0	0	0	0	0	0	0	0	0	0	0	0	0	0	0
Y.Gross-Matos	1	1	2	0	0	0	0	0	0	0	0	0	0	0	0	0	0	0	0	0
M.Haynes	1	0	1	1	11	1	1	0	0	0	0	0	0	0	0	0	0	0	0	0
D.Jackson	1	0	1	0	0	0	0	1	2	0	0	0	0	0	0	0	0	0	0	0
S.Weatherly	0	1	1	0	0	0	1	0	0	0	0	0	0	0	0	0	0	0	0	0
E.Obada	0	0	0	0	0	0	1	0	0	0	1	0	0	0	0	0	0	0	0	0
J.Slye	0	0	0	0	0	0	0	0	0	0	0	1	0	0	0	0	0	0	0	0
R.Bonnafon	0	0	0	0	0	0	0	0	0	0	0	1	0	0	0	0	0	0	0	0
<b>Total</b>	<b>46</b>	<b>30</b>	<b>76</b>	<b>2</b>	<b>11</b>	<b>6</b>	<b>8</b>	<b>1</b>	<b>7</b>	<b>2</b>	<b>3</b>	<b>3</b>	<b>0</b>	<b>0</b>	<b>0</b>	<b>0</b>	<b>0</b>	<b>0</b>	<b>0</b>	<b>0</b>

**TKL = Tackle AST = Assist COMB = Combined QH=QB Hit IN = Interception PD = Pass Defense FF = Forced Fumble FR = Fumble Recovery**

Los Angeles Chargers	Regular Defensive Plays											Special Teams					Misc			
	TKL	AST	COMB	SK	/ YDS	TFL	QH	IN	PD	FF	FR	TKL	AST	FF	FR	BL	TKL	AST	FF	FR
K.White	8	3	11	0	0	1	0	0	0	0	0	0	0	0	0	0	0	0	0	0
N.Adderley	7	2	9	0	0	0	0	0	0	0	0	0	0	0	0	0	0	0	0	0
R.Jenkins	3	6	9	1	6	2	1	0	0	0	0	0	0	0	0	0	0	0	0	0
M.Davis	5	1	6	0	0	0	0	0	0	0	0	0	0	0	0	0	0	0	0	0
K.Murray Jr.	2	3	5	0	0	1	0	0	0	0	0	0	0	0	0	0	0	0	0	0
D.Perryman	4	0	4	0	0	0	0	0	0	0	0	0	0	0	0	0	0	0	0	0
C.Harris Jr.	2	2	4	0	0	0	0	0	0	0	0	0	0	0	0	0	0	0	0	0
J.Bosa	2	0	2	1	8	2	1	0	0	0	0	0	0	0	0	0	0	0	0	0
U.Nwosu	1	1	2	0	0	0	0	0	0	0	0	1	0	0	0	0	0	0	0	0
L.Joseph	1	1	2	0	0	0	0	0	0	0	0	0	0	0	0	0	0	0	0	0
J.Tillery	1	0	1	0	0	0	0	0	0	0	0	0	0	0	0	0	0	0	0	0
C.Hayward Jr.	0	1	1	0	0	0	0	0	1	0	0	0	0	0	0	0	0	0	0	0
B.Facyson	0	0	0	0	0	0	0	0	0	0	0	1	0	0	0	0	0	0	0	0
I.Rochell	0	0	0	0	0	0	0	0	0	0	0	0	0	0	1	0	0	0	0	0
H.Henry	0	0	0	0	0	0	0	0	0	0	0	0	0	0	0	1	0	0	0	0
J.Herbert	0	0	0	0	0	0	0	0	0	0	0	0	0	0	0	1	0	0	0	0
A.Ekeler	0	0	0	0	0	0	0	0	0	0	0	0	0	0	0	1	0	0	0	0
M.Williams	0	0	0	0	0	0	0	0	0	0	0	0	0	0	0	0	0	0	0	1
<b>Total</b>	<b>36</b>	<b>20</b>	<b>56</b>	<b>2</b>	<b>14</b>	<b>6</b>	<b>2</b>	<b>0</b>	<b>1</b>	<b>0</b>	<b>0</b>	<b>2</b>	<b>0</b>	<b>0</b>	<b>0</b>	<b>1</b>	<b>3</b>	<b>0</b>	<b>0</b>	<b>1</b>







# First Quarter

9/27/2020

## Play By Play

LAC wins the coin toss and elects to defer. CAR elects to Receive, and LAC elects to defend the south goal.

T.Long kicks 65 yards from LAC 35 to end zone, Touchback.

### Carolina Panthers at 15:00

- 1-10-CAR 25 (15:00) (Shotgun) T.Bridgewater pass incomplete short right to I.Thomas.
- 2-10-CAR 25 (14:55) M.Davis up the middle to CAR 27 for 2 yards (U.Nwosu).
- 3-8-CAR 27 (14:16) (Shotgun) T.Bridgewater pass incomplete deep middle to D.Moore.
- 4-8-CAR 27 (14:11) J.Charlton punts 48 yards to LAC 25, Center-J.Jansen, fair catch by K.Hill Jr..

### Los Angeles Chargers at 14:01

- 1-10-LAC 25 (14:01) (Shotgun) J.Herbert pass incomplete short right to K.Allen (D.Jackson).
- 2-10-LAC 25 (13:57) (Shotgun) A.Ekeler right guard to LAC 25 for no gain (D.Brown).
- 3-10-LAC 25 (13:18) (Shotgun) J.Herbert sacked at LAC 14 for -11 yards (M.Haynes).
- 4-21-LAC 14 (12:38) T.Long punts 42 yards to CAR 44, Center-C.Mazza. P.Cooper pushed ob at LAC 48 for 8 yards (U.Nwosu).

### Carolina Panthers at 12:27

- 1-10-LAC 48 (12:27) (Shotgun) T.Bridgewater pass short left to S.Roberts to LAC 36 for 12 yards (C.Harris Jr.).
- 1-10-LAC 36 (11:53) (Shotgun) T.Bridgewater pass short middle to R.Anderson to LAC 18 for 18 yards (K.Murray Jr., N.Adderley).
- 1-10-LAC 18 (11:25) M.Davis up the middle to LAC 16 for 2 yards (R.Jenkins; K.White).
- 2-8-LAC 16 (10:51) (Shotgun) T.Bridgewater pass short right to M.Davis to LAC 17 for -1 yards (K.White).
- 3-9-LAC 17 (10:14) (Shotgun) T.Bridgewater scrambles left end to LAC 11 for 6 yards (K.Murray Jr.; C.Harris Jr.).
- 4-3-LAC 11 **(9:25) J.Slye 29 yard field goal is GOOD, Center-J.Jansen, Holder-J.Charlton.**

P1

P2

**CAR 3 LAC 0, 6 plays, 37 yards, 3:07 drive, 5:40 elapsed**

J.Slye kicks 62 yards from CAR 35 to LAC 3. J.Reed to LAC 26 for 23 yards (J.Slye).

### Los Angeles Chargers at 9:20, (1st play from scrimmage 9:11)

- 1-10-LAC 26 (9:11) (Shotgun) A.Ekeler left tackle to LAC 34 for 8 yards (S.Thompson, T.Boston).
- 2-2-LAC 34 (8:25) A.Ekeler right end pushed ob at LAC 44 for 10 yards (R.Douglas; J.Chinn).
- 1-10-LAC 44 (7:52) J.Herbert sacked at LAC 36 for -8 yards (B.Burns). FUMBLES (B.Burns) [B.Burns], RECOVERED by CAR-T.Whitehead at CAR 45. T.Whitehead to LAC 35 for 20 yards (H.Henry).

R1

### Carolina Panthers at 7:43

- 1-10-LAC 35 (7:43) T.Bridgewater sacked at LAC 41 for -6 yards (R.Jenkins).
- 2-16-LAC 41 (7:04) (Shotgun) T.Bridgewater pass short left to M.Davis pushed ob at LAC 32 for 9 yards (K.White).
- 3-7-LAC 32 (6:32) (Shotgun) T.Bridgewater pass short middle to C.Samuel to LAC 8 for 24 yards (K.White).  
Los Angeles Chargers challenged the runner was down by contact ruling, and the play was Upheld. The ruling on the field stands. (Timeout #1.)
- 1-8-LAC 8 (5:48) M.Davis left end to LAC 8 for no gain (N.Adderley).
- 2-8-LAC 8 (5:06) (Shotgun) T.Bridgewater pass short left to M.Davis pushed ob at LAC 6 for 2 yards (M.Davis).
- 3-6-LAC 6 (4:35) (Shotgun) T.Bridgewater pass incomplete short left to M.Davis.
- 4-6-LAC 6 **(4:31) J.Slye 24 yard field goal is GOOD, Center-J.Jansen, Holder-J.Charlton.**

P3

**CAR 6 LAC 0, 7 plays, 29 yards, 3:15 drive, 10:32 elapsed**

J.Slye kicks 65 yards from CAR 35 to end zone, Touchback.

### Los Angeles Chargers at 4:28

- 1-10-LAC 25 (4:28) J.Kelley left tackle to LAC 29 for 4 yards (B.Roy).
- 2-6-LAC 29 (3:56) J.Herbert pass short left to K.Allen to LAC 33 for 4 yards (T.Boston).
- 3-2-LAC 33 (3:22) (Shotgun) J.Herbert pass deep left to H.Henry to LAC 49 for 16 yards (J.Burris).
- 1-10-LAC 49 (2:44) A.Ekeler right end pushed ob at CAR 47 for 4 yards (S.Thompson).  
*PENALTY on LAC-V.Green, Offensive Holding, 10 yards, enforced at 50.*
- 1-19-LAC 40 (2:22) (Shotgun) A.Ekeler up the middle to LAC 49 for 9 yards (T.Boston, S.Thompson).
- 2-10-LAC 49 (1:46) J.Herbert pass short left to A.Ekeler pushed ob at CAR 23 for 28 yards (J.Burris).
- 1-10-CAR 23 (1:13) J.Kelley right guard to CAR 17 for 6 yards (J.Chinn).
- 2-4-CAR 17 (:39) (Shotgun) J.Kelley right tackle to CAR 18 for -1 yards (D.Brown, B.Burns).

P2

P3

## END OF QUARTER

	Score	Time Poss	First Downs				Efficiencies	
			R	P	X	T	3 Down	4 Down
Carolina Panthers	6	7:21	0	3	0	3	1/4	0/0
Los Angeles Chargers	0	7:39	1	2	0	3	1/2	0/0

## Second Quarter

9/27/2020

## Play By Play

Los Angeles Chargers continued.

3-5-CAR 18 (15:00) (Shotgun) J.Herbert pass short right to K.Allen to CAR 12 for 6 yards (D.Jackson). P4  
1-10-CAR 12 (14:22) **A.Ekeler right end for 12 yards, TOUCHDOWN.** R5  
 M.Badgley extra point is GOOD, Center-C.Mazza, Holder-T.Long.

<b>CAR 6 LAC 7, 10 plays, 75 yards, 5:14 drive, 0:46 elapsed</b>
--

T.Long kicks 71 yards from LAC 35 to CAR -6. P.Cooper to CAR 29 for 35 yards (B.Facyson).

## Carolina Panthers at 14:14, (1st play from scrimmage 14:07)

1-10-CAR 29 (14:07) M.Davis left guard to LAC 46 for 25 yards (N.Adderley). R4  
1-10-LAC 46 (13:28) (Shotgun) M.Davis up the middle to LAC 37 for 9 yards (R.Jenkins).  
*PENALTY on CAR-I.Thomas, Offensive Holding, 10 yards, enforced at LAC 39.*  
 1-13-LAC 49 (13:01) C.Samuel up the middle to LAC 45 for 4 yards (M.Davis; R.Jenkins).  
 2-9-LAC 45 (12:19) (Shotgun) *PENALTY on LAC-J.Bosa, Neutral Zone Infraction, 5 yards, enforced at LAC 45 - No Play.*  
 2-4-LAC 40 (11:55) (Shotgun) M.Davis right end to LAC 40 for no gain (K.Murray Jr.; C.Hayward Jr.).  
 3-4-LAC 40 (11:14) (Shotgun) T.Bridgewater pass short left to I.Thomas to LAC 31 for 9 yards (N.Adderley). P5  
1-10-LAC 31 (10:42) R.Bonnafon up the middle to LAC 18 for 13 yards (R.Jenkins; N.Adderley). R6  
1-10-LAC 18 (10:08) R.Bonnafon right guard to LAC 15 for 3 yards (N.Adderley).  
 2-7-LAC 15 (9:37) (Shotgun) C.Samuel up the middle to LAC 10 for 5 yards (K.White, R.Jenkins).  
 3-2-LAC 10 (8:54) (Shotgun) M.Davis left guard to LAC 12 for -2 yards (J.Bosa).  
 4-4-LAC 12 (8:15) **J.Slye 30 yard field goal is GOOD, Center-J.Jansen, Holder-J.Charlton.**

<b>CAR 9 LAC 7, 10 plays, 59 yards, 1 penalty, 6:03 drive, 6:49 elapsed</b>
---

J.Slye kicks 65 yards from CAR 35 to end zone, Touchback.

## Los Angeles Chargers at 8:11

1-10-LAC 25 (8:11) A.Ekeler right tackle to LAC 28 for 3 yards (S.Thompson).  
 2-7-LAC 28 (7:39) (Shotgun) J.Herbert pass short middle to K.Allen to LAC 39 for 11 yards (T.Whitehead; J.Burris) [T.Boston]. P6  
1-10-LAC 39 (7:05) J.Kelley left tackle to CAR 45 for 16 yards (S.Thompson; T.Boston). FUMBLES (S.Thompson), RECOVERED by CAR-S.Thompson at CAR 43.  
 The Replay Official reviewed the runner was not down by contact ruling, and the play was Upheld. The ruling on the field stands.

## Carolina Panthers at 6:55

1-10-CAR 43 (6:55) (Shotgun) T.Bridgewater pass short left to R.Anderson to LAC 43 for 14 yards (N.Adderley). LAC-N.Adderley was injured during the play. P7  
1-10-LAC 43 (6:24) (Shotgun) T.Bridgewater pass incomplete deep middle to S.Roberts (C.Hayward Jr.).  
 2-10-LAC 43 (6:19) M.Davis up the middle to LAC 37 for 6 yards (D.Perryman).  
 3-4-LAC 37 (5:44) (Shotgun) T.Bridgewater pass short middle to R.Anderson to LAC 24 for 13 yards (C.Harris Jr.). P8  
1-10-LAC 24 (5:06) (Shotgun) C.Samuel right end to LAC 24 for no gain (K.White).  
 2-10-LAC 24 (4:25) (Shotgun) T.Bridgewater pass short right to M.Davis pushed ob at LAC 16 for 8 yards (K.White).  
 3-2-LAC 16 (3:49) C.Samuel right end to LAC 18 for -2 yards (K.Murray Jr.).  
 4-4-LAC 18 (3:09) J.Slye 36 yard field goal is GOOD, NULLIFIED by Penalty, Center-J.Jansen, Holder-J.Charlton.  
*PENALTY on LAC-J.Tillery, Illegal Formation, 5 yards, enforced at LAC 18 - No Play.* X9  
1-10-LAC 13 (3:06) **T.Bridgewater pass short left to M.Davis for 13 yards, TOUCHDOWN.** P10  
 J.Slye extra point is Blocked (I.Rochell), Center-J.Jansen, Holder-J.Charlton. DEFENSIVE TWO-POINT ATTEMPT. N.Adderley recovered the blocked kick. ATTEMPT FAILS.

<b>CAR 15 LAC 7, 8 plays, 57 yards, 1 penalty, 3:57 drive, 12:02 elapsed</b>
--

J.Slye kicks 65 yards from CAR 35 to end zone, Touchback.

## Los Angeles Chargers at 2:58

1-10-LAC 25 (2:58) J.Herbert pass short right to K.Allen to LAC 34 for 9 yards (J.Burris).  
 2-1-LAC 34 (2:24) A.Ekeler left tackle to LAC 36 for 2 yards (S.Weatherly; J.Chinn). R7

## Two-Minute Warning

1-10-LAC 36 (2:00) J.Herbert pass deep middle to M.Williams to CAR 19 for 45 yards (R.Douglas). LAC-M.Williams was injured during the play.  
*PENALTY on LAC-M.Williams, Offensive Pass Interference, 10 yards, enforced at LAC 36 - No Play.*  
 Timeout #2 by LAC at 01:52.  
 1-20-LAC 26 (1:52) (Shotgun) J.Herbert pass short left to A.Ekeler to LAC 35 for 9 yards (J.Chinn).  
 2-11-LAC 35 (1:28) (No Huddle, Shotgun) J.Herbert pass short right to H.Henry to LAC 45 for 10 yards (S.Thompson; C.Elder).  
 3-1-LAC 45 (1:01) (No Huddle) J.Kelley left tackle to CAR 48 for 7 yards (B.Roy, S.Thompson). R8

**Carolina Panthers vs Los Angeles Chargers at SoFi Stadium**

1-10-CAR 48 (:37) (No Huddle, Shotgun) J.Herbert pass short right to A.Ekeler to CAR 42 for 6 yards (R.Douglas, J.Chinn).

Timeout #3 by LAC at 00:29.

2-4-CAR 42 (:29) J.Herbert scrambles left end ran ob at CAR 38 for 4 yards (C.Elder).

R9

1-10-CAR 38 (:22) (Shotgun) J.Herbert pass short left intended for K.Allen INTERCEPTED by D.Jackson at CAR 26. D.Jackson to LAC 8 for 66 yards (J.Herbert).

**Carolina Panthers at 0:08**

1-8-LAC 8 (:08) (Shotgun) T.Bridgewater pass short left to R.Anderson to LAC 4 for 4 yards (K.White).

Timeout #1 by CAR at 00:03.

2-4-LAC 4 (:03) **J.Slye 22 yard field goal is GOOD, Center-J.Jansen, Holder-J.Charlton.**

**CAR 18 LAC 7, 2 plays, 4 yards, 0:08 drive, 15:00 elapsed**

**END OF QUARTER**

	Score	Time Poss	First Downs				Efficiencies	
			R	P	X	T	3 Down	4 Down
<b>Carolina Panthers</b>	<b>18</b>	<b>10:08</b>	<b>2</b>	<b>4</b>	<b>1</b>	<b>7</b>	<b>2/4</b>	<b>0/0</b>
<b>Los Angeles Chargers</b>	<b>7</b>	<b>4:52</b>	<b>4</b>	<b>2</b>	<b>0</b>	<b>6</b>	<b>2/2</b>	<b>0/0</b>

## Third Quarter

9/27/2020

## Play By Play

LAC elects to Receive, and CAR elects to defend the North goal.

J.Slye kicks 65 yards from CAR 35 to end zone, Touchback.

## Los Angeles Chargers at 15:00

- 1-10-LAC 25 (15:00) A.Ekeler right tackle to LAC 28 for 3 yards (Z.Kerr, J.Chinn).
- 2-7-LAC 28 (14:35) (Shotgun) J.Herbert pass short right to K.Allen to LAC 37 for 9 yards (T.Whitehead; R.Douglas). P10
- 1-10-LAC 37 (14:07) J.Kelley left tackle to LAC 38 for 1 yard (D.Brown; Z.Kerr).
- 2-9-LAC 38 (13:43) (Shotgun) J.Herbert pass short right to J.Kelley to LAC 41 for 3 yards (S.Thompson).
- 3-6-LAC 41 (13:02) (Shotgun) J.Herbert pass incomplete short right to K.Allen (B.Burns).
- 4-6-LAC 41 (12:52) T.Long punts 47 yards to CAR 12, Center-C.Mazza, downed by LAC-B.Facyson.

## Carolina Panthers at 12:40

- 1-10-CAR 12 (12:40) T.Bridgewater pass incomplete short right to D.Moore.
- 2-10-CAR 12 (12:35) M.Davis up the middle to CAR 11 for -1 yards (R.Jenkins; K.White).
- 3-11-CAR 11 (11:52) (Shotgun) T.Bridgewater pass short right to C.Samuel to CAR 21 for 10 yards (N.Adderley, K.White).
- 4-1-CAR 21 (10:52) J.Charlton punts 50 yards to LAC 29, Center-J.Jansen. K.Hill Jr. to LAC 29 for no gain (T.Pride).

## Los Angeles Chargers at 10:44

- 1-10-LAC 29 (10:44) J.Herbert pass short right to M.Williams to LAC 46 for 17 yards (J.Burris, R.Douglas). P11  
*Penalty on CAR-D.Jackson, Defensive Holding, declined.*
- 1-10-LAC 46 (10:26) J.Herbert pass incomplete deep right to J.Guyton [Z.Kerr].
- 2-10-LAC 46 (10:20) (Shotgun) J.Herbert pass short left to K.Allen to CAR 49 for 5 yards (B.Burns).
- 3-5-CAR 49 (9:44) (Shotgun) J.Herbert pass short left to H.Henry to CAR 38 for 11 yards (J.Burris). CAR-D.Jackson was injured during the play. P12
- 1-10-CAR 38 (9:13) J.Herbert FUMBLES (Aborted) at CAR 46, touched at CAR 49, recovered by LAC-M.Williams at LAC 44. M.Williams to LAC 44 for no gain (D.Brown).
- 2-28-LAC 44 (8:31) (Shotgun) A.Ekeler right tackle to CAR 48 for 8 yards (S.Thompson).
- 3-20-CAR 48 (7:57) (Shotgun) J.Herbert pass short right to A.Ekeler to CAR 40 for 8 yards (J.Chinn).
- 4-12-CAR 40 (7:17) T.Long punts 30 yards to CAR 10, Center-C.Mazza, fair catch by P.Cooper.

## Carolina Panthers at 7:08

- 1-10-CAR 10 (7:08) M.Davis up the middle to CAR 14 for 4 yards (C.Harris Jr.; L.Joseph). LAC-C.Harris Jr. was injured during the play. His return is Questionable.
- 2-6-CAR 14 (6:43) (Shotgun) T.Bridgewater pass short left to S.Roberts pushed ob at CAR 18 for 4 yards (M.Davis).
- 3-2-CAR 18 (6:04) (Shotgun) T.Bridgewater pass incomplete short right to R.Anderson.
- 4-2-CAR 18 (5:59) J.Charlton punts 52 yards to LAC 30, Center-J.Jansen. K.Hill Jr. pushed ob at LAC 40 for 10 yards (R.Bonnafon).

## Los Angeles Chargers at 5:46

- 1-10-LAC 40 (5:46) (Shotgun) J.Herbert pass short left to K.Allen to CAR 48 for 12 yards (J.Chinn; Y.Gross-Matos). P13
- 1-10-CAR 48 (5:07) J.Herbert pass short right to A.Ekeler to CAR 47 for 1 yard (Y.Gross-Matos).
- 2-9-CAR 47 (4:24) (Shotgun) J.Herbert pass incomplete deep left to V.Green (S.Thompson).
- 3-9-CAR 47 (4:18) (Shotgun) J.Herbert pass short right to K.Allen to CAR 25 for 22 yards (J.Burris). P14
- 1-10-CAR 25 (3:38) J.Herbert pass short left to K.Allen to CAR 26 for -1 yards (J.Burris).
- 2-11-CAR 26 (2:58) (Shotgun) J.Herbert pass deep right to J.Guyton to CAR 10 for 16 yards (J.Chinn). P15
- 1-10-CAR 10 (2:22) J.Herbert pass incomplete short left to K.Allen.
- 2-10-CAR 10 (2:17) (Shotgun) J.Herbert pass short right to J.Kelley pushed ob at CAR 5 for 5 yards (S.Thompson).  
*PENALTY on LAC-D.Feeney, Illegal Use of Hands, 10 yards, enforced at CAR 10 - No Play.*
- 2-20-CAR 20 (2:04) (Shotgun) J.Herbert pass incomplete short left to K.Hill Jr. (T.Boston) [Z.Kerr].
- 3-20-CAR 20 (1:59) (Shotgun) J.Herbert pass short right to A.Ekeler to CAR 23 for -3 yards (J.Chinn).
- 4-23-CAR 23 (1:18) **M.Badgley 41 yard field goal is GOOD, Center-C.Mazza, Holder-T.Long. LAC-D.Feeney was injured during the play.**

CAR 18 LAC 10, 10 plays, 37 yards, 4:34 drive, 13:48 elapsed

T.Long kicks 65 yards from LAC 35 to end zone, Touchback.

## Carolina Panthers at 1:12

- 1-10-CAR 25 (1:12) (Shotgun) T.Bridgewater pass short middle to M.Davis to CAR 29 for 4 yards (J.Tillery).
- 2-6-CAR 29 (:31) (Shotgun) T.Bridgewater pass deep left to D.Moore to LAC 33 for 38 yards (M.Davis). P11

Carolina Panthers vs Los Angeles Chargers at SoFi Stadium

END OF QUARTER

	Score	Time Poss	First Downs				Efficiencies	
			R	P	X	T	3 Down	4 Down
Carolina Panthers	18	4:30	0	1	0	1	0/2	0/0
Los Angeles Chargers	10	10:30	0	6	0	6	2/5	0/0

## Fourth Quarter

9/27/2020

## Play By Play

Carolina Panthers continued.

<u>1-10-LAC 33</u>	(15:00) (Shotgun) T.Bridgewater pass short left to M.Davis to LAC 32 for 1 yard (K.White).	
2-9-LAC 32	(14:23) (Shotgun) T.Bridgewater pass short left to R.Anderson to LAC 26 for 6 yards (M.Davis).	
3-3-LAC 26	(13:53) (Shotgun) <b>PENALTY on LAC-J.Bosa, Neutral Zone Infraction, 5 yards, enforced at LAC 26 - No Play.</b>	X12
<u>1-10-LAC 21</u>	(13:33) M.Davis up the middle to LAC 19 for 2 yards (L.Joseph, K.Murray Jr.).	
2-8-LAC 19	(12:51) (Shotgun) T.Bridgewater pass short left to C.Samuel to LAC 14 for 5 yards (D.Perryman).	
3-3-LAC 14	(12:12) (Shotgun) <b>PENALTY on CAR-T.Moton, False Start, 5 yards, enforced at LAC 14 - No Play.</b>	
3-8-LAC 19	(11:46) (Shotgun) T.Bridgewater pass short middle to C.Samuel to LAC 13 for 6 yards (D.Perryman).	
4-2-LAC 13	<b>(11:03) J.Slye 31 yard field goal is GOOD, Center-J.Jansen, Holder-J.Charlton.</b>	

<b>CAR 21 LAC 10, 8 plays, 62 yards, 1 penalty, 5:14 drive, 4:02 elapsed</b>
--

J.Slye kicks 65 yards from CAR 35 to end zone, Touchback.

## Los Angeles Chargers at 10:58

1-10-LAC 25	(10:58) (Shotgun) A.Ekeler left tackle to LAC 24 for -1 yards (D.Brown).	
2-11-LAC 24	(10:26) (Shotgun) J.Herbert pass short middle to A.Ekeler to LAC 31 for 7 yards (T.Whitehead; S.Thompson) [J.Chinn]. LAC-J.Herbert was injured during the play. Timeout #1 by LAC at 09:57.	
3-4-LAC 31	(9:57) (Shotgun) J.Herbert pass short right to H.Henry to LAC 37 for 6 yards (J.Chinn; C.Elder).	P16
<u>1-10-LAC 37</u>	(9:32) (Shotgun) J.Herbert pass short left to H.Henry to LAC 44 for 7 yards (S.Thompson).	
2-3-LAC 44	(9:00) A.Ekeler up the middle to LAC 48 for 4 yards (R.Douglas; T.Whitehead).	R17
<u>1-10-LAC 48</u>	(8:32) (Shotgun) J.Herbert pass incomplete short left to H.Henry [E.Obada].	
2-10-LAC 48	(8:28) (No Huddle, Shotgun) J.Herbert pass short middle to J.Kelley to CAR 46 for 6 yards (T.Whitehead).	
3-4-CAR 46	(7:58) (No Huddle, Shotgun) J.Herbert pass short right to A.Ekeler to CAR 36 for 10 yards (T.Pride, T.Whitehead).	P18
<u>1-10-CAR 36</u>	(7:28) (No Huddle) J.Kelley left guard to CAR 32 for 4 yards (Z.Kerr).	
2-6-CAR 32	(6:57) (No Huddle, Shotgun) J.Herbert pass incomplete short left to K.Allen.	
3-6-CAR 32	(6:51) (Shotgun) J.Herbert scrambles right end to CAR 21 for 11 yards (C.Elder).	R19
<u>1-10-CAR 21</u>	(6:09) (Shotgun) J.Herbert pass incomplete short left to K.Hill Jr..	
2-10-CAR 21	(6:04) (Shotgun) J.Herbert pass short right to K.Allen to CAR 10 for 11 yards (T.Boston).	P20
<u>1-10-CAR 10</u>	(5:29) (Shotgun) J.Herbert pass short right to H.Henry ran ob at CAR 5 for 5 yards. <b>PENALTY on LAC-R.Groy, Illegal Use of Hands, 10 yards, enforced at CAR 10 - No Play.</b>	
1-20-CAR 20	(5:16) (Shotgun) J.Kelley right tackle pushed ob at CAR 14 for 6 yards (T.Pride).	
2-14-CAR 14	(4:45) (Shotgun) J.Herbert pass incomplete short middle to K.Hill Jr. (S.Thompson).	
3-14-CAR 14	<b>(4:39) (Shotgun) J.Herbert pass short middle to K.Allen for 14 yards, TOUCHDOWN.</b> <i>Penalty on CAR-M.Haynes, Defensive Offside, declined.</i>	P21
	(Pass formation) TWO-POINT CONVERSION ATTEMPT. J.Herbert pass to K.Allen is incomplete. ATTEMPT FAILS.	

<b>CAR 21 LAC 16, 16 plays, 75 yards, 6:25 drive, 10:27 elapsed</b>
---

T.Long kicks 65 yards from LAC 35 to end zone, Touchback.

## Carolina Panthers at 4:33

1-10-CAR 25	(4:33) T.Bridgewater pass deep left to D.Moore to LAC 48 for 27 yards (N.Adderley).	P13
<u>1-10-LAC 48</u>	(3:43) (Shotgun) M.Davis up the middle to LAC 46 for 2 yards (R.Jenkins; U.Nwosu).	
2-8-LAC 46	(3:00) (Shotgun) T.Bridgewater pass short left to M.Davis to LAC 37 for 9 yards (D.Perryman). Timeout #2 by LAC at 02:54.	P14
<u>1-10-LAC 37</u>	(2:54) (Shotgun) T.Bridgewater left end to LAC 31 for 6 yards (M.Davis).	
2-4-LAC 31	(2:07) M.Davis up the middle to LAC 32 for -1 yards (R.Jenkins).	

## Two-Minute Warning

3-5-LAC 32	(2:00) (Shotgun) T.Bridgewater sacked at LAC 40 for -8 yards (J.Bosa). Timeout #3 by LAC at 01:55.	
4-13-LAC 40	(1:55) J.Charlton punts 40 yards to end zone, Center-J.Jansen, Touchback. The Replay Official reviewed the touchback ruling, and the play was REVERSED. J.Charlton punts 39 yards to LAC 1, Center-J.Jansen, downed by CAR-J.Jansen.	

## Los Angeles Chargers at 1:46

1-10-LAC 1	(1:46) (Shotgun) J.Herbert pass incomplete short right to H.Henry.	
2-10-LAC 1	(1:41) (Shotgun) J.Herbert pass short right to J.Guyton to LAC 8 for 7 yards (T.Boston).	



**Carolina Panthers vs Los Angeles Chargers at SoFi Stadium**

3-3-LAC 8	(1:24) (No Huddle, Shotgun) J.Herbert pass short middle to A.Ekeler to LAC 13 for 5 yards (S.Thompson).	P22
<u>1-10-LAC 13</u>	(1:08) (No Huddle, Shotgun) J.Herbert pass short left to K.Hill Jr. to LAC 28 for 15 yards (R.Douglas).	P23
<u>1-10-LAC 28</u>	(:50) (No Huddle, Shotgun) J.Herbert pass short left to A.Ekeler to LAC 30 for 2 yards (S.Thompson). CAR-S.Thompson was injured during the play. Timeout #1 by CAR at 00:37.	
2-8-LAC 30	(:36) (Shotgun) J.Herbert pass short left to A.Ekeler pushed ob at LAC 41 for 11 yards (J.Chinn). <i>PENALTY on CAR-Y.Gross-Matos, Roughing the Passer, 15 yards, enforced at LAC 41.</i>	P24 X25
<u>1-10-CAR 44</u>	(:29) (No Huddle, Shotgun) J.Herbert pass deep right to K.Allen to CAR 23 for 21 yards (T.Whitehead).	P26
<u>1-10-CAR 23</u>	(:13) J.Herbert spiked the ball to stop the clock.	
2-10-CAR 23	(:12) (Shotgun) <i>PENALTY on LAC-T.Pipkins III, False Start, 5 yards, enforced at CAR 23 - No Play.</i>	
2-15-CAR 28	(:12) (Shotgun) J.Herbert pass incomplete deep right to K.Allen (T.Boston).	
3-15-CAR 28	(:06) (Shotgun) J.Herbert pass short left to K.Allen to CAR 14 for 14 yards [S.Weatherly]. FUMBLES, RECOVERED by CAR-E.Obada at CAR 19. E.Obada to CAR 19 for no gain (A.Ekeler).	

**END OF QUARTER**

	Score	Time Poss	First Downs				Efficiencies	
			R	P	X	T	3 Down	4 Down
<b>Carolina Panthers</b>	<b>21</b>	<b>6:49</b>	<b>0</b>	<b>2</b>	<b>1</b>	<b>3</b>	<b>0/2</b>	<b>0/0</b>
<b>Los Angeles Chargers</b>	<b>16</b>	<b>8:11</b>	<b>2</b>	<b>8</b>	<b>1</b>	<b>11</b>	<b>5/6</b>	<b>0/0</b>

# Miscellaneous Statistics Report

Carolina Panthers vs Los Angeles Chargers  
9/27/2020 at SoFi Stadium

## Ten Longest Plays for Carolina Panthers

Yards	Qtr	Play Start	Play Description
38	3	2-6-CAR 29	(:31) (Shotgun) T.Bridgewater pass deep left to D.Moore to LAC 33 for 38 yards (M.Davis).
27	4	1-10-CAR 25	(4:33) T.Bridgewater pass deep left to D.Moore to LAC 48 for 27 yards (N.Adderley).
25	2	1-10-CAR 29	(14:07) M.Davis left guard to LAC 46 for 25 yards (N.Adderley).
24	1	3-7-LAC 32	(6:32) (Shotgun) T.Bridgewater pass short middle to C.Samuel to LAC 8 for 24 yards (K.White). Los Angeles Chargers challenged the runner was down by contact ruling, and the play was Upheld. The ruling on the field stands. (Timeout #1.)
18	1	1-10-LAC 36	(11:53) (Shotgun) T.Bridgewater pass short middle to R.Anderson to LAC 18 for 18 yards (K.Murray Jr., N.Adderley).
14	2	1-10-CAR 43	(6:55) (Shotgun) T.Bridgewater pass short left to R.Anderson to LAC 43 for 14 yards (N.Adderley). LAC-N.Adderley was injured during the play.
13	2	1-10-LAC 31	(10:42) R.Bonnafon up the middle to LAC 18 for 13 yards (R.Jenkins; N.Adderley).
13	2	3-4-LAC 37	(5:44) (Shotgun) T.Bridgewater pass short middle to R.Anderson to LAC 24 for 13 yards (C.Harris Jr.).
13	2	1-10-LAC 13	(3:06) T.Bridgewater pass short left to M.Davis for 13 yards, TOUCHDOWN.
12	1	1-10-LAC 48	(12:27) (Shotgun) T.Bridgewater pass short left to S.Roberts to LAC 36 for 12 yards (C.Harris Jr.).

## Ten Longest Plays for Los Angeles Chargers

Yards	Qtr	Play Start	Play Description
28	1	2-10-LAC 49	(1:46) J.Herbert pass short left to A.Ekeler pushed ob at CAR 23 for 28 yards (J.Burris).
26	4	2-8-LAC 30	(:36) (Shotgun) J.Herbert pass short left to A.Ekeler pushed ob at LAC 41 for 11 yards (J.Chinn).
22	3	3-9-CAR 47	(4:18) (Shotgun) J.Herbert pass short right to K.Allen to CAR 25 for 22 yards (J.Burris).
21	4	1-10-CAR 44	(:29) (No Huddle, Shotgun) J.Herbert pass deep right to K.Allen to CAR 23 for 21 yards (T.Whitehead).
17	3	1-10-LAC 29	(10:44) J.Herbert pass short right to M.Williams to LAC 46 for 17 yards (J.Burris, R.Douglas).
16	1	3-2-LAC 33	(3:22) (Shotgun) J.Herbert pass deep left to H.Henry to LAC 49 for 16 yards (J.Burris).
16	3	2-11-CAR 26	(2:58) (Shotgun) J.Herbert pass deep right to J.Guyton to CAR 10 for 16 yards (J.Chinn).
15	4	1-10-LAC 13	(1:08) (No Huddle, Shotgun) J.Herbert pass short left to K.Hill Jr. to LAC 28 for 15 yards (R.Douglas).
14	4	3-14-CAR 14	(4:39) (Shotgun) J.Herbert pass short middle to K.Allen for 14 yards, TOUCHDOWN.
12	2	1-10-CAR 12	(14:22) A.Ekeler right end for 12 yards, TOUCHDOWN.

## Touchdown Scoring Information

		Offense	Defense	Special Teams
<b>VISITOR</b>	Carolina Panthers	1	0	0
<b>HOME</b>	Los Angeles Chargers	2	0	0

## Player Scoring Information

Club	Player	TD	Rush TD	Rec TD	KO TD	Punt TD	Int TD	Fum TD	Misc TD	FG	XP	2Pt Rush	2Pt Rec	Sfty	Points
CAR	J.Slye	0	0	0	0	0	0	0	0	5	0	0	0	0	15
CAR	M.Davis	0	0	1	0	0	0	0	0	0	0	0	0	0	6
LAC	A.Ekeler	0	1	0	0	0	0	0	0	0	0	0	0	0	6
LAC	K.Allen	0	0	1	0	0	0	0	0	0	0	0	0	0	6
LAC	M.Badgley	0	0	0	0	0	0	0	0	1	1	0	0	0	4

## Possession Detail

	First Half		Second Half		Game	
	Visitor	Home	Visitor	Home	Visitor	Home
Largest Lead	11	1	11	0	11	1
Drives Leading	3	0	4	0	7	0
Time of Possession Leading	7:20	0:00	11:19	0:00	18:39	0:00
Largest Deficit	-1	-11	0	-11	-1	-11
Drives Trailing	1	4	0	5	1	9
Time of Possession Trailing	6:03	10:57	0:00	18:41	6:03	29:38
Times Score Tied Up		0		0		0
Lead Changes		3		0		3

# Playtime Percentage

*Percent of playtime per player on offense, defense and special teams*

## Carolina Panthers

## Los Angeles Chargers

		Offense	Defense	Special Teams				Offense	Defense	Special Teams		
T Moton	T	51	100%	7	27%	F Lamp	G	78	100%	2	8%	
C Reed	G	51	100%	5	19%	D Feeney	G	78	100%	2	8%	
J Miller	G	51	100%	2	8%	S Tevi	T	78	100%	2	8%	
M Paradis	C	51	100%			J Herbert	QB	78	100%			
T Bridgewater	QB	51	100%			K Allen	WR	75	96%			
D Moore	WR	45	88%			R Groy	G	75	96%			
R Anderson	WR	40	78%			H Henry	TE	69	88%			
M Davis	RB	39	76%	1	4%	J Guyton	WR	63	81%			
I Thomas	TE	35	69%			A Ekeler	RB	56	72%			
C Samuel	WR	33	65%			T Pipkins	T	44	56%	2	8%	
T Scott	T	31	61%	7	27%	M Williams	WR	40	51%			
C Manhertz	TE	24	47%	7	27%	K Hill	WR	38	49%	10	38%	
G Little	T	20	39%			B Bulaga	T	34	44%	1	4%	
S Roberts	WR	17	33%			J Kelley	RB	23	29%	13	50%	
P Cooper	WR	9	18%	7	27%	V Green	TE	12	15%	2	8%	
A Armah	FB	7	14%	8	31%	J Reed	WR	6	8%	9	35%	
B Zylstra	WR	2	4%	10	38%	S Anderson	TE	5	6%	11	42%	
R Bonnafon	RB	2	4%	9	35%	G Nabers	RB	3	4%	17	65%	
C Thompson	TE	2	4%	4	15%	T St. Louis	T	3	4%			
J Burris	SS		78	100%	9	35%	C Hayward	CB		51	100%	
J Chinn	FS		78	100%	7	27%	R Jenkins	SS		51	100%	
R Douglas	CB		78	100%	3	12%	J Bosa	DE		50	98%	
T Boston	FS		78	100%	1	4%	K White	LB		50	98%	
S Thompson	LB		66	85%	3	12%	U Nwosu	DE		47	92%	
B Burns	DE		63	81%	3	12%	N Adderley	FS		46	90%	
S Weatherly	DE		55	71%			J Tillery	DT		46	90%	
T Whitehead	LB		50	64%	2	8%	K Murray	LB		45	88%	
E Obada	DE		43	55%	7	27%	M Davis	CB		43	84%	
D Brown	DT		42	54%	3	12%	L Joseph	NT		42	82%	
T Pride	CB		40	51%	14	54%	C Harris	CB		36	71%	
C Elder	CB		40	51%	12	46%	D Perryman	LB		18	35%	
D Jackson	CB		38	49%	2	8%	D King	CB		17	33%	
M Haynes	DE		36	46%	5	19%	I Rochell	DE		11	22%	
Z Kerr	DT		31	40%	8	31%	D Square	NT		7	14%	
Y Gross-Matos	DE		24	31%			E Egbule	LB		1	2%	
B Roy	DT		18	23%	2	8%	B Facyson	CB			24	92%
J Carter	LB			18	69%	M Jefferson	LB			17	65%	
J Stanford	LB			16	62%	A Gilman	SS			17	65%	
A Taylor	LB			16	62%	D Bradwell	RB			14	54%	
S Thomas-Oliver	CB			14	54%	T Long	P			9	35%	
M Hartsfield	FS			13	50%	T Campbell	CB			8	31%	
J Slye	K			13	50%	J Addae	FS			7	27%	
S Franklin	SS			12	46%	C Broughton	DT			7	27%	
J Charlton	P			11	42%	C Mazza	LS			5	19%	
J Jansen	LS			11	42%							

M Schofield	G	7	27%	J Lemonier	DE	3	12%
T Larsen	C	7	27%	M Badgley	K	2	8%
				S Quessenberry	G	2	8%

The background is a solid blue color with a repeating pattern of the words "BOLT UP" in a bold, sans-serif font. Each word is accompanied by a lightning bolt icon. The pattern is offset in a grid, creating a textured effect.

# FEATURE STORIES

# TABLE OF CONTENTS



LOS ANGELES CHARGERS.....	167
For Chargers, Jacob Blake shooting hits hard: 'Just looking for accountability' .....	167
Chargers cancel scrimmage, demand change after 'intense' team meeting.....	167
Fed up Chargers demand changes in emotional first trip to SoFi Stadium .....	168
Los Angeles Chargers Unveil Much-Anticipated New Uniforms; Minus the Typical Uniform Unveiling Clichés.....	169
SOFI STADIUM .....	170
SoFi Stadium videoboard: 'Eighth wonder of the world' targets GenZ .....	170
How SoFi Stadium makes a revolutionary design promise: A place for all to play .....	171
Playing in new SoFi Stadium should spark Chargers, says experienced Linval Joseph .....	172
TOM TELESCO .....	173
Chargers GM Tom Telesco Prepared for Unconventional Training Camp.....	173
ANTHONY LYNN.....	173
Chargers coach Anthony Lynn isn't new to creating impactful change .....	173
Chargers Coach Anthony Lynn on Systemic Racism in the NFL and Why He's 1 of Only 3 Black Head Coaches .....	174
Anthony Lynn's devotion to life, equality and football endears him to Chargers .....	176
Anthony Lynn: 'I'm pissed off and I don't want to just put out a pretty statement' .....	176
GUS BRADLEY .....	178
Gus Bradley says Chargers need to be in rush to fix defense.....	178
NASIR ADDERLEY.....	178
With Derwin James out, Nasir Adderley is ready to go.....	178
Nasir Adderley on Opportunities and "Not Taking Any Day for Granted" in 2020 .....	179
'Better than I've ever been': A Q&A with Chargers safety Nasir Adderley .....	179
JOEY BOSA .....	180
For Joey Bosa, 'It Means the World' to Stay in Powder Blue.....	180
Joey Bosa went from stressful car wait to long-lasting Charger .....	181
The Chargers gave Joey Bosa exactly what he deserved.....	181
BRYAN BULAGA.....	182
For Bryan Bulaga, a fresh start with Chargers — and, he insists, no hard feelings toward Packers .....	182
AUSTIN EKELER.....	183
The Night Austin Ekeler Made the Chargers.....	183
Newly extended Chargers RB Austin Ekeler reflects on undrafted past .....	183
ALOHI GILMAN .....	184
The Chargers' Alohi Gilman's tiny Hawaiian hometown is a football factory .....	184
CHRIS HARRIS JR. ....	185
Chargers happy to have former Broncos nemesis Chris Harris Jr. on their side.....	185
CASEY HAYWARD JR. ....	186
Casey Hayward Named AFC Defensive Player of the Week .....	186
JUSTIN HERBERT .....	186
Justin Herbert's second start is a big deal for Chargers, his parents and Eugene .....	186
Is Justin Herbert the next Philip Rivers for Chargers? 'He doesn't play like a rookie' .....	186
Justin Herbert Finding Guidance in A Familiar Face .....	187
Johnny Unitas, Dan Fouts and Justin Herbert's Chargers destiny.....	187
Justin Herbert's journey from Oregon to NFL has SoCal roots.....	188
KJ HILL JR. ....	189
Receiver K.J. Hill gets chance to catch Chargers' eyes as rookies report to camp.....	189
'I ain't going to forget' — 33 receivers will fuel Chargers rookie K.J. Hill .....	190

RAYSHAWN JENKINS .....	190
Chargers like idea of moving safety Rayshawn Jenkins all over the field .....	190
JOSHUA KELLEY .....	191
The persistent phone calls that saved Joshua Kelley's football career .....	191
KENNETH MURRAY JR. ....	191
Kenneth Murray Jr., 'glossy' legs and all, is the Chargers' new man in the middle .....	191
'It drove me' — How Kenneth Murray turned his bold prediction into reality .....	192
Kenneth Murray Jr. faced childhood challenges that made him a man on the field .....	193
DONALD PARHAM JR. ....	193
Tight End Donald Parham Jr. Looks to Bring Big-Play Ability to Bolts .....	193
JOE REED .....	193
Reed makes his NFL debut .....	193
Chargers hope fifth-round pick Joe Reed will break their kick return TD drought .....	194
ISAAC ROCHELL .....	195
Isaac Rochell sees his obligation as a pro athlete extend beyond the gridiron .....	195
Chargers' Isaac Rochell lends helping hand while in quarantine .....	195
TYROD TAYLOR .....	196
Tyrod Taylor ready to start Chargers' hopeful march to playoff spot .....	196
Tyrod Taylor eager to prove he's more than a bridge quarterback for Chargers .....	196
How Tyrod Taylor's Journey "Built Him for This Moment" .....	197
JERRY TILLERY .....	198
Jerry Tillery's sophomore surge bolsters Chargers defensive line .....	198
TRAI TURNER .....	198
Pro Bowl Guard Trai Turner Ready For 'Fresh Start' with Chargers .....	198

# LOS ANGELES CHARGERS

## For Chargers, Jacob Blake shooting hits hard: 'Just looking for accountability'

By Jeff Miller  
Los Angeles Times  
August 27, 2020

The Chargers traveled to SoFi Stadium on Thursday to play a scrimmage intended to be a step toward their improvement as a team.

Coach Anthony Lynn said that goal was achieved, even though his players didn't snap the football once.

After a late-morning team meeting centered on the recent shooting of Jacob Blake, Lynn decided to cancel the scrimmage.

"I just felt like this wasn't the time to practice," he said. "I feel like we got a lot more done in that locker room than we ever could have gotten done on the football field."

The Chargers were just one of the teams around the NFL to call off practice Thursday in the wake of the incident involving Blake, who was shot seven times in the back by police on Sunday in Kenosha, Wis.

The shooting led to several sporting events being postponed Wednesday, including games in the NBA, WNBA and MLS.

"This football team is committed to fighting for a championship and social justice."

The Chargers met on a Zoom call Wednesday night to discuss the situation and initially decided to move forward with their planned scrimmage.

That all changed after the players arrived at SoFi Stadium and continued their discussions in the locker room.

It was the first time in training camp that the entire team — offense and defense — was gathered together in one place somewhere other than on the field.

"There were so many different conversations going on that we didn't want to take that to the field," quarterback Tyrod Taylor said. "We wanted to hash it out in the locker room and move forward."

Asked specifically how the meeting Thursday was different than previous ones, Taylor explained that it was a much more real discussion.

"It was different ..." he said. "As far as deep conversations in the locker room, this was probably the first one I've had in years. There was more emotion in this one."

The Chargers were in an ideal situation to voice their concerns since the NFL Network was on-site to preview the scrimmage. Several players were able to speak on national television about a topic dominating the sports world.

"As a team, I feel like we're all just looking for accountability from everyone," defensive tackle Justin Jones said. "We're not looking for you to exactly understand how we're feeling. More so, just to see wrong from right."

The team meeting Thursday featured what Lynn called "an open floor," meaning anyone who wanted to speak was permitted to do so.

A few veterans admitted that not scrimmaging could hurt some of the younger players attempting to make the team, particularly with no preseason games being played because of the COVID-19 pandemic.

But the trade-off, they explained, was necessary because of the importance of this social justice movement.

"There's something to be gained from going out on the field and practicing our craft," defensive lineman Jerry Tillery said on the NFL Network. "But there's nothing more important than this right now."

Lynn made the cancellation announcement on TV while encircled by his players in the corner of one end zone.

"You look at the emotions of our players, our coaches and our support staff," said general manager Tom Telesco, who was among the Chargers wearing sweatshirts that read "Be The Change." "It ranges from anger to just utter frustration. It's powerful and painful at the same time."

As his players began departing SoFi Stadium, Lynn met via videoconference with local reporters.

He spoke with passion about everything that had transpired in the sports world since Wednesday afternoon, when the NBA players in Orlando, Fla., began deciding they would not continue playing.

"We've been fighting this fight and to see something happen like what happened in Wisconsin, it's almost like a slap in the face," Lynn said. "But that's the peaks and valleys that we talk about when you stand for something."

Lynn said he believed the Chargers meeting Thursday was a needed opportunity for his players to share their feelings.

He also voiced his own frustrations about the recent repeated instances of social injustice.

"We just see the ones that are on video," Lynn said. "How many times is this really happening? This police brutality ... there's got to be some reform somewhere. We've got to get a grip on this."

Later, he added: "Overall, I feel good about the movement. But we had a setback. What happened in Wisconsin, it was ridiculous. And to see that white boy walking down the street with a machine gun and nobody does nothing. If that's a Black man, that's a dead Black man, and we all know that. It's blatant. We're going to continue this fight."

## Chargers cancel scrimmage, demand change after 'intense' team meeting

By Daniel Popper  
The Athletic  
August 27, 2020

INGLEWOOD, Calif. — Someday, SoFi Stadium will become what it was always meant to be: the NFL's crown jewel, a beacon of fun and entertainment for Los Angeles, a beautiful and awe-inspiring place to play football games, host fans and serve hot dogs and beer.

Someday. But not this day. Not Thursday, Aug. 27, 2020.

Because on this day, SoFi Stadium represented something far more profound — empowerment, frustration, grief, growth, exasperation, raw and unfiltered emotion. It was the meeting place for an unequivocal demand for change.

It was 10 minutes before noon, and the stadium was nearly entirely empty, aside from a couple Chargers players roaming the field. They were supposed to have a scrimmage on that field, starting at 1 p.m. But something more important transpired. There would be no football, and it would be replaced by a unified call for equity and justice.

"Rise Up" by Andra Day blared over the stadium speakers.

And I'll rise up  
I'll rise like the day  
I'll rise up  
I'll rise unafraid  
I'll rise up  
And I'll do it a thousand times again

A quote was plastered in white letters on a black background on The Oculus video board hovering above the field: "I'm not sad. I don't want your pity. I want change."

Those words were spoken two days ago by Letetra Widman, the sister of Jacob Blake, the Black man who was shot seven times in the back by a White police officer on Sunday in Kenosha, Wis. Blake reportedly is now paralyzed.

Blake has been on the minds of Chargers players and coaches all week. So have other Black and Brown people who have died at the hands of police in America, including Philando Castile, Eric Garner, Alonzo Smith and others. Their names appeared on the lower-bowl video board, and they rotated because there were too many to list all at once.

At noon, the Chargers posted a video on Twitter with the hashtag #WeDemandChange. Meanwhile, head coach Anthony Lynn put on a headset while standing behind one of the end zones and began an interview with the NFL Network. His players formed a semicircle behind him.

"We're not going to scrimmage today," Lynn said. "We're going to do something different."

Over the next hour, various players on the roster, Black and White, shared their thoughts on live television — quarterback Tyrod Taylor; defensive linemen Damion Square, Jerry Tillery, Justin Jones and Isaac Rochell; punter Ty Long; and kicker Michael Badgley.



How did the Chargers get here?

Really, it has been a lifetime in the making for each Black member of the Chargers organization, from 62-year-old special teams coach George Stewart to 21-year-old rookie linebacker Kenneth Murray.

"Several things over my childhood happened to me, and it did not feel good," Lynn said of his experiences with racism. "And sometimes it made me feel less than a human."

The specific internal conversations about what the Chargers would do Thursday began late Wednesday afternoon, when news broke that NBA players, in the middle of the league's playoffs, were walking out in response to the Blake shooting.

Lynn saw the news and met with Chargers general manager Tom Telesco to discuss next steps. At that point, the Chargers were still planning on holding Thursday's scrimmage, which, for players fighting for a roster spot, would be essential for their NFL dreams. With no exhibition games, it would be as close to live football as the Chargers were going to get before shutdown day.

The situation developed rapidly over the ensuing hours. Multiple MLB games were postponed Wednesday night, including the Dodgers-Giants game, as players walked out in response to the Blake shooting.

By early Thursday morning, canceling the scrimmage was an option. Lynn knew this as he drove to SoFi Stadium. He felt the swell of outrage among his players after a team Zoom meeting Wednesday night.

"To see something happen like what happened in Wisconsin, it's almost like a slap in the face," Lynn said Thursday.

Taylor said Lynn allowed the players to sleep on their frustrations. When Taylor arrived at the stadium, the emotion was still palpable.

"There were a bunch of conversations going on throughout the locker room," Taylor said. "I talked to guys last night and, of course, this morning when I got to the locker room. And I think that there were so many different conversations going on, we didn't want to take that to the field. If anything, we needed to hash it (out) in the locker room and move forward, if we were going to take the field, and not let that linger onto the field."

"Coach (Lynn) got a wind of the different conversations that were going on in the locker room and felt that it was best that we have that conversation in front of everyone before we hit the field, just to get everyone to talk through their emotions and what was going on."

Lynn called a team meeting at 11:30 a.m., half an hour before the Chargers were supposed to take the field for warmups. He said it was an "open floor." Players and coaches of all races spoke, told stories, opened up and voiced frustrations, including Stewart, who Lynn said is a "father figure" to the players.

Rochell said at one point an assistant coach was crying.

"It was pretty emotional, intense, venting. It was everything," Lynn said. "I just felt like it was a team. We supported one another in there. We were definitely a team. And the White players did an outstanding job of listening, and some even spoke up. I love what they had to say."

"Some of it was uncomfortable for a lot of people," Taylor said. "But it was necessary."

Taylor added that this conversation "was different" than the others he has had about race since joining the Chargers in 2019. He also said this was as deep, moving and productive of a conversation on race as he's had "in years, on any team."

"It was more emotion in this one," said Taylor, who's in his 10th year in the NFL. "It's different age groups throughout the locker room. You have coaches that are older, you have players who are veterans, you have young guys and I think every age group got up and spoke. We all agreed that enough is enough and that we're tired of talking about the same things. But unfortunately, that's our reality. And whether we're tired or not, we have to do whatever it takes to help change that narrative. And that's what our focus is on now."

"The conversation was a great one. But the focus now is 'What can we do to help change?'"

Lynn decided to cancel the scrimmage after the meeting. "As the head coach, I have to have a feel for the football team. And my instincts told me not to take that field today," he said.

The locker-room meeting was the first time the 2020 Chargers were allowed to be together as a full team in one place, as the offense and defense have been divided during training camp — when not on the practice field — due to COVID-19 protocols.

"Sometimes people just need to be heard," Lynn said.

And they were heard, not just in the locker room among themselves but also on national television. The Chargers' message was a simple one: Now is the time for everyone everywhere to acknowledge the problem of systemic racism in this country. Lack of knowledge on the issues is no longer acceptable.

"We need to discuss this," Rochell said, "and we can't move forward until we do."

This was Rochell's first trip to SoFi Stadium. He waited all three of his NFL seasons for the building to open. In an alternate universe, on a different timeline, he would remember this first trip for the Chargers' preseason opener against the Cowboys. Maybe he would have sacked Dallas backup Andy Dalton and celebrated with his teammates.

But now, he will remember it for an entirely different reason.

"For the rest of my life, I'll think back to the first time I came here," Rochell said. "We were discussing social injustices in our country."

## Fed up Chargers demand changes in emotional first trip to SoFi Stadium

By Gilbert Manzano  
Orange County Register  
August 27, 2020

INGLEWOOD — Chargers coach Anthony Lynn drove to SoFi Stadium on Thursday undecided if his players were going to practice for the first time at their new home.

His mind was heavy with thoughts surrounding the protests that ensued in Kenosha, Wisconsin, after a police officer shot and paralyzed Jacob Blake, a Black man, on Sunday.

"Sometimes it just seems like it's not getting better," Lynn said about racial injustice and police brutality in the United States, "like it might be getting worse."

Lynn had final say, but he wanted to hear from his players before deciding whether to have an intrasquad scrimmage. There was no cliché-filled speech about making the most of their opportunities on the football field when Lynn gathered his players in their SoFi Stadium locker room.

The leader of the franchise wanted raw emotion at a close distance without logging into Zoom. He wanted his players to pour their hearts in a welcoming environment without judgment. Eighty players and coaches from different backgrounds and age groups took the invitation.

One assistant coach cried, and special teams coordinator George Stewart delivered "inspiring" words.

Running back Justin Jackson saw it as a different opportunity than earning playing time. The Chargers had one hour of airtime reserved on NFL Network to preview their Blue and White scrimmage and first visit to the 70,000-seat venue.

"How can we pass up that opportunity," defensive end Isaac Rochell recalled Jackson saying in the locker room.

Lynn's decision was made after the emotional open forum. He walked out the tunnel and faced the NFL Network camera with his players standing behind him in support.

"We're not going to scrimmage today," Lynn said. "I thought what we did in the locker room in the last hour was 10 times more powerful (than) what we could have done on the football field today."

A social-justice town hall filled the 60 minutes on the league-owned channel. Players spoke in pairs to raise awareness, encourage actions and to register to vote, as the massive Oculus video board hung over their heads with the words "I'm not sad. I don't want your pity. I want change," a quote from Letetra Widman, Blake's sister.

Defensive tackles Justin Jones and Jerry Tillery spoke together. Jones wanted police officers to be held accountable, and Tillery said there's nothing more important than this right now.

Football and training camp took a backseat Thursday and likely for days to come. The Chargers demanded change and justice. Enough is enough.

Quarterback Tyrod Taylor is tired of adding more names to the lengthy list of Black people who have died or suffered from police brutality, but he continued to say their names Thursday, like Breonna Taylor, George Floyd, Ahmaud Arbery and Elijah McClain.

"People are just tired," Lynn said. "People are fed up and people want change. I felt these young men needed to talk. Needed to get that off their chest. ... Even though we're frustrated as hell, sick and tired of being sick and tired, we're gonna keep fighting."

Jackson has often used his Twitter account to point to the lack of resources minority communities have compared to white neighborhoods. He pushed for that to change during his interview on NFL Network.

"You're just punishing poverty year after year," Jackson said.

Lynn was asked what can be done to create change, but Thursday was about speaking from the heart to let his players and many watching know that they're not alone with the pain they carry from seeing another needless incident unfold on social media.

"Sometimes I wonder, we just see the ones that are on video, how many times is this really happening?" Lynn asked. "This police brutality ... there's got to be some reform somewhere and we gotta get a grip on this."

Lynn said he's about actions and he's proven that by opening a school in Tanzania, joining protests and inviting city leaders to speak with his team. But he's far from done and wants help from White people.

Lynn has the support of general manager Tom Telesco, who encouraged his players to be the change and stand up for social justice, and team owner Dean Spanos, who had a conversation Thursday with Rochell on how to create change.

"We, the Black and Brown community, we need the help of good White people, no doubt about it," Lynn said.

Lynn was also brutally honest because that might be the best way to get people's attention.

"Overall, I feel good about the (Black Lives Matter) movement," Lynn said. "We had a setback. What happened in Wisconsin was ridiculous. To see that a White boy walking down the street with a machine gun and nobody does nothing. If that's a Black man, that's a dead Black man and we all know that."

Lynn is pleased to see the NFL as a whole having discussions about creating change, the opposite of what occurred four years ago when quarterback Colin Kaepernick first took a knee. But the fight for change is far from over.

Lynn felt helpless seeing his players hurt, but he gained plenty of hope from the open dialogue.

"There's no quit," Lynn said. "If anything, we're gonna double down."

The Chargers got plenty accomplished for their first trip to SoFi Stadium, a lot more than just seeing where the parking lot and locker rooms are located.

"This is the first time I've even been to this stadium," Rochell said. "For the rest of my life, I'll think back to the first time that I came here, we were discussing social injustices in our country."

## Los Angeles Chargers Unveil Much-Anticipated New Uniforms; Minus the Typical Uniform Unveiling Clichés

*Chargers Communications*  
April 21, 2020

The Los Angeles Chargers today unveiled their much-anticipated new uniforms for the upcoming 2020 season, the team's first in its new SoFi Stadium home.

In a video debuting on NFL Network's Good Morning Football and subsequently released on the team's digital media channels, viewers thought they were going to hear the usual clichés surrounding what inspired the Bolts new uniforms.

After a brief, stylized montage including some of the Chargers most iconic looks, a voiceover asks, "How do you improve on perfection?"

The answer: "First, you start with the design process."

The v/o then launches into a cassette tape on fast forward explanation, "Taking inspiration from the subtle curvature of the bolt, we analyzed the ratios underpinning the logo in an effort to craft..." before the audio and film suddenly break down and bring the video to a temporary halt.

"Nah, who cares," the piece continues. "All you need to know is we took the best and made it better."

To see how the best uniforms in sports just got better and learn about their DNA, fans can visit [chargers.com/uniforms](http://chargers.com/uniforms).

Fans looking to get their hands on the Chargers' newest best uniforms in sports can visit [shop.chargers.com](http://shop.chargers.com).

And for those who were able to find the words, here's what they're saying about the new uniforms (in alphabetical order):

*K Michael Badgley*

"I love the numbers on the side of the helmet."

"We definitely have the sickest uniforms by far."

*DE Joey Bosa*

"The all navy has always been my favorite and those are even cooler."

"I like the simple bolt, too, how it just has the yellow and the blue in it."

*T Bryan Bulaga*

"Those are so classic, crisp, clean! Those are fantastic."

"Those are classy, I love the yellow pants, those are awesome."

*Chargers Legend Antonio Cromartie*

"We're always going to have the sweetest uniforms no matter what."

"This right here is my favorite cause you got the old uniform mixed in with the new."

*RB Austin Ekeler*

"The thing that stands out to me the most is the new Chargers emblem."

"It almost looks like a throwback."

*CB Chris Harris Jr.*

"We have the most unique jerseys. Definitely swag with it. A+ for sure!"

*CB Casey Hayward*

"That baby blue on white hard! oooooooooooooo."

"Whoever came up with it, you get two thumbs up from me."

*TE Hunter Henry*

"Those are really clean, really clean."

*Derwin James*

"The swag finna be on 100."

"I didn't expect this, but ya'll did ya'll thing."

*S Rayshawn Jenkins*

"That's the best uniform in the NFL. Hands down. Not even close."

*DB Desmond King*

"I can't speak for everybody else but I'mma be swaggin this uniform out this year. I'm definitely going to be the number one best dresser, top swag."

"I like what they did with this new bolt, man. That's clever."

*Chargers Legend Shawne Merriman*

"That white on white on the road is coming in and doing some damage."

*NFL Insider Ian Rapoport*

I was curious about the hype surrounding the new Chargers uniforms...I didn't get it. Then I got a sneak peek. Now I get it. They are tremendous."

*Good Morning Football Host & NFL Insider Peter Schrager*

"I assure you, it is the number one uniform that there is going to be in football. Sick. Sleak. Looks incredible...the Chargers uniforms are the sweetest of all."

*Chargers Hall-of-Fame RB LaDainian Tomlinson*

"That all-white is sweet, man. Can't go wrong with the all-white."

"Ya'll changed the bolt in the helmet to match the uniform!"

*G Trai Turner*

"Without a doubt, the best uniform ever." (re: navy on navy)

"I can't wait to put that on, bring some swag to the o-line." (re: navy on navy)

*Chargers Legend Marcellus Wiley*

"That's the best navy I ever seen."

"The white are clean but then you don't wanna make a tackle 'til the third quarter cause you're too clean."

*WR Mike Williams*

"FIRE, all caps."

"New stadium, new look. I rock with it."

## SOFI STADIUM

### SoFi Stadium videoboard: 'Eighth wonder of the world' targets GenZ

*By Alden Gonzalez  
ESPN.com  
September 16, 2020*

INGLEWOOD, Calif. -- It stretches 120 yards, weighs 2.2 million pounds, contains 70,000 square feet of digital LED and houses 268 speakers, a technological marvel befitting its transformative carrier. But the most impressive number attached to the ovular, dual-sided videoboard inside SoFi Stadium might be this one:

Eighty.

Under normal circumstances -- when the coronavirus pandemic is over and 70,000 football fans begin to fill the place -- that's the amount of people the Los Angeles Rams and the Los Angeles Chargers will each utilize to create content for their videoboard on game day, a total made up of producers, directors, camera operators and others throughout the control room. Rams and Chargers staff members have spent this entire year planning the operation of that videoboard, a job with no blueprint. The task morphed into the equivalent of creating a six-hour show in multiple ways, every second of it scripted in remarkable detail.

With no fans in attendance, the Chargers will mostly operate the board for the team and the broadcast, playing up the graphics so they resonate on television while also splicing in videos of the players' families. The fan-related aspects will be worked in slowly. The Rams, who debuted the board in front of a national television audience Sunday night, planned to operate it like normal from the onset, which meant incorporating Next Gen Stats, displaying a drive chart on the end zone portions of the inner rim and utilizing three levels of touchdown graphics to account for the situation.

SoFi Stadium, which came with a price tag in the neighborhood of \$5 billion, is as majestic as it is revolutionary. The indoor-outdoor dynamic is unprecedented, helped by a translucent roof, exposed sides and an expansive plaza. The pronounced curves that make up the infrastructure pay homage to the Pacific Ocean's coastline; the landscape throughout is representative of California's indigenous trees. But the hallmark is the videoboard, one SoFi Stadium's chief technology officer, Skarpi Hedinsson, expects to become "the eighth wonder of the sports world."

It is excessive yet necessary.

#### Evolution of the videoboard

SoFi Stadium's videoboard is 120 yards long, weighs 2.2 million pounds, contains 70,000 square feet of digital LED and houses 268 speakers. Rich Fury/Getty Images  
The current videoboard did not make its way onto initial renderings for SoFi Stadium. HKS, the architectural firm that has built some of sports' most innovative venues in recent years, captured the design elements rather quickly but went traditional with the entertainment, displaying smaller screens on each of the stadium's four corners. Rams owner Stan Kroenke, who famously vowed to make professional football work in a market that had long baffled the NFL, kept pushing. He didn't want to undershoot Los Angeles, he'd say, and so he demanded a videoboard appropriate for the world's entertainment capital.

"There was a lot of discussion in how you bring the videoboard experience not only to life," Rams COO Kevin Demoff said, "but to push the envelope in the same way everything else in this building had."

The NFL's videoboard craze began, in many ways, with Jerry Jones' Dallas Cowboys, who in September 2009 unveiled a four-sided, center-hung screen that spanned 160 feet and, at the time, stood as the world's largest high-definition video display. Four years later, the Houston Texans displayed two end zone videoboards each 277 feet wide, larger than the wingspan of a 747 jet. The following year it was the Jacksonville Jaguars, showing off two videoboards spanning 362 feet each.

Two years later, in August 2017, the Atlanta Falcons birthed the antecedent of SoFi Stadium's design with the "Halo Board" -- a 360-degree, 63,000-square-foot videoboard that encircled the rooftop opening of Mercedes-Benz Stadium.

Pete Soto, now the Chargers' vice president of fan experience and production, oversaw game presentation, live events and stadium production for the Falcons, Atlanta United and Mercedes-Benz Stadium at the time. Before that, he was with the Florida Marlins and the Florida Panthers in the 1990s, when videoboards exploded as a vessel for sponsorship and fan experience. He watched Sony's JumboTron and Mitsubishi's Diamond Vision pave the way for Daktronics, the company that designed videoboards for the Jaguars and Falcons, then saw Samsung take it to another level.

When the Halo Board went up in Atlanta, Soto wondered what would come next and knew the answer would come quickly.

"It was the first of its kind, the most unique videoboard of its time," Soto said. "And then here at SoFi Stadium, we've created one that's even more intriguing, more complex, and the amount of impact it's gonna have on the fan experience is hard to quantify because it's such a unique environment, it's such a unique offering and presentation."

Kroenke and his people were awed by the way the Cowboys' video display encompassed most of the playing field, but they wanted to account for those in the lower seats who could only see the screen by looking straight up. The Halo Board was already under construction during the initial planning stages, prompting what only seems like a logical question in hindsight:

Why not take the ovular concept but make it dual-sided, suspend it from the roof and hang it low enough so that a massive video screen basically sits within optimal viewing distance of the entire seating bowl?

"That convergence of ideas really came from Stan's challenge of, 'This has to be the best technological experience,'" Demoff said. "From there it became, 'How do you make sure that the technology is so good that it's not just big, but that it's truly dynamic and better quality than you can get in your house?'"

#### Appealing to a younger audience

SoFi Stadium isn't just a football venue; it's the anchor to a mixed-use development the way big-box stores were used to attract customers to shopping malls. The entire site is 298 acres. Eventually there will be a 6,000-seat performance venue attached to the stadium and a 200,000-square-foot space for NFL Media nearby. Soon after that, there will be 3,000 residences, 25 acres of public parks, and 1.5 million square feet dedicated to retail and office space.

Football will be the main attraction but far from the only one, a reminder of the constant need to diversify in this era.

The NFL experienced only a 0.6% decline in attendance from 2010 to 2019, nowhere near the 6.2% drop-off experienced by Major League Baseball over that same stretch. But viewership is skewing older, and attracting young fans to live sporting events is a growing challenge that some fear might eventually threaten professional football's viability as a revenue-generating behemoth. The reason is obvious: Technology is better, attention spans are shorter, sensibilities are different, and so it has become increasingly more difficult for teams to beat the advantages and comforts of in-home viewing.

Imagen, a video-management service that also provides customers with distribution strategies, published a study in November 2019 that revealed vastly different consumption habits among different age groups. Imagen surveyed 1,866 American and Canadian fans of the NFL, NBA, MLB, NHL and MLS divided evenly among four age groups (Baby Boomers, GenX, Millennials and GenZ). The company found two key trends among the two younger demographics, particularly GenZ: they're more willing to consume non-game content and, if watching sports, more prone to split their attention between dual screens.

"The game used to be everything," Imagen director of business development Nick Ashwin said. "Now it's very much just a part of it."

Under normal circumstances, the videoboard will act as the equivalent of a sports bar in the hours before kickoff, displaying all of the East coast games so that fans can keep up with their fantasy teams in a way most of them would not be able to at home. The building is outfitted with Wi-Fi 6, providing incomparable Internet speeds. And because SoFi Stadium will possess nearly 60 cameras, including two SkyCams and 12 pylon cams, fans in attendance will have access to angles that are typically reserved for prime-time television games.

The hope in all of this is to not only keep bringing fans through the door, but to keep them off of their smartphones while they're inside -- and locked in on that shiny new videoboard.

"It's taking advantage of those different technologies, those different ways of engaging audiences, and supplementing what's going on on the field, that will continue to get people to go there," Ashwin said.

"I'm a little bit old school. I kind of miss the terraces and the stadium that kind of rocks with the sound of singing and all that. But that's just not the experience that the GenZ and the younger fans are looking for. They're looking for a very technology-supplemented on-field experience. They want to be able to look at live stats on their phone, connect to WiFi and draw in all kinds of different bits of information and supplement what's going on. It's a completely different ballgame -- excuse the pun."

#### How it works

Hedinsson is a Formula One fan who summons one of the sport's edicts to describe the realities of operating this new videoboard -- there's no way to train for it; you just have to go in there and do it.

Hedinsson has spent most of his professional life in digital technology, which helped him navigate a 3.1-million-square-foot stadium that is entirely digital. A decade ago, he built ABC and Disney applications for the iPad before the device was released, an experience he applied to the task of planning content for an unprecedented board that remained under construction. Nothing, however, could truly prepare him for an undertaking of this magnitude.

"There are certain things that you can do in simulation and so on and so forth that allow you to prepare for that," Hedinsson said of the content-planning stages for the videoboard, "but it's a certain mindset that you have to have."

The videoboard consists of 69,000 LED cards organized into 1,338 cabinets, all of which were built out of a fabrication facility in Logan, Utah. It contains 80 million LED pixels that can be controlled individually by 36 rendering computers, allowing a single animation to seamlessly occupy the entire board. The XPression Tessera system, a graphics machine from Ross Video that was first utilized at Mercedes-Benz Stadium, stretches the video for the board, which is separated into eight primary sections.

Most of the content planning was done through a virtual-reality system while the board was built, a major advantage that was not available in Atlanta. Before the start of training camp, the Rams and Chargers were each meeting weekly with SoFi Stadium staff members to discuss content and best practices. The first step, for both teams, was establishing where the ad space would go. Next was building out templates (for pregame, introductions, game in progress, instant replay, touchdowns, etc). Then came the process of dressing them up and ironing out the details.

"Like I tell my staff -- your imagination is your limitation on this," Soto said. "You can do anything you want. If you can dream it, you can make it happen. It's just a matter of figuring out how to make it happen."

And therein lie the difficulties.

In Atlanta, the circular board is one-sided and uniform. In L.A., the videoboard panels are four stories tall around midfield and half that size in both end zones. Because of the speakers, the video display on the outer rim is smaller than that of the inner rim. Visually, the outer rim goes away from the viewer, which tends to distort the image. Planning content for the board required constant changes in perspective.

"It's like in Atlanta in a lot of ways operationally," Hedinsson said, "but it's completely its own thing and it's completely a new world here in Los Angeles."

#### The COVID-19 curveball

Demoff has spent the past half-decade immersed in the build-up to SoFi Stadium's grand opening, serving as the principal point person tasked with delivering on Kroenke's grand ambition. As the process endured, Demoff envisioned practically every scenario -- except for a global pandemic that would cripple the economy, halt American business and prevent people from gathering en masse. The Rams now own arguably the most impressive, cutting-edge live venue in the history of civilization, but only a select few can actually experience it.

"Part of you is so amazed and so proud," Demoff said of completing such a complex project in this environment, "and part of you is truly pissed. I've managed, for the most part, to block it out, but it's just a bummer."

The Rams and Chargers announced on Aug. 25 that fans would not be allowed at SoFi Stadium "until further notice." Three months earlier, during an interview with ESPN, Demoff was already bracing for that possibility. He maintained faint hope for an unforeseen stroke of luck but began to view 2021 as the true grand opening and started to believe that hosting fans in a limited capacity before then would be impractical, unfair and, given the ways it might dampen the overall experience, counterintuitive.

Eventually stadiums will open at full capacity, of course. But identifying what that might look like, and how customer sensibilities might change by then, is an uncertainty that befuddles the live entertainment industry. Just thinking about all the mundane, everyday tasks that might be altered over COVID-19 concerns can be an exhaustive exercise.

Are buffets, a hallmark of prime seating, suddenly extinct? What about fountain drinks and beers on tap? Or paper tickets? Does everything involve contactless payment moving forward? Are grab-and-go meals more prominent? What about -- Demoff's suggestion - - something as simple as spreading mustard on a hot dog?

"Stadiums are going to learn just as much from other hospitality venues -- restaurants, hotels, casinos, resorts -- as much as we are going to learn from other stadiums," Demoff said.

Terry Lefton, a reporter for Sports Business Daily who has spent a long time covering sports marketing, imagines companies like Clorox and Lysol emerging as prominent sponsors. Cleanliness will be of utmost importance when stadiums return to full capacity; safety must encompass the overriding theme. Lefton alluded to the congestion of stadium entry, already a problem because of tailgates that habitually run too close to kickoff, and how the process might get bogged down further with temperature checks.

Then there's that whole thing about disposable income amid the worst economic crisis since the Great Depression and how that might impact season-ticket sales in a market like, say, Los Angeles, which has grown so accustomed to Sundays without live football and might not be willing to allocate money for, you know, a really expensive stadium.

Adaptation will be crucial; unique, exclusive offerings will be more important than ever.

"All venues are gonna have to evolve to meet changing consumer expectation and demand," Demoff said. "Usually with great upheaval comes great opportunity, and we just have to view it as that."

## How SoFi Stadium makes a revolutionary design promise: A place for all to play

*By Sam Lubell  
Los Angeles Times  
September 2, 2020*

In less than two weeks, if the NFL moves forward as planned, SoFi Stadium will open in Inglewood after more than five years of design and construction.

Finally, the Rams will no longer have to play in the sun-baked L.A. Coliseum. Finally, the Chargers will no longer have to be squatters in the tiny Dignity Health Sports Park (formerly the StubHub Center and the Home Depot Center). Finally, owner Stan Kroenke will see his dream of a \$2 billion (well, make that more than \$5 billion now) sports and entertainment park begin to come true.

But here's the more important news: From a design and urban planning standpoint, SoFi is, potentially, revolutionary.

That's because, in many ways, this stadium is not really a stadium. It's not a solid concrete and steel bowl where fans park cars and push their way in and out eight times a year. And it's not a themed shopping mall and mini amusement park grafted onto a sports facility.

SoFi Stadium is a porous, indoor-outdoor, year-round complex featuring, yes, a 70,000-seat stadium and lots of parking, but also a 2.5-acre public plaza, an adjacent 6,000-seat performance space and a layered landscape filled with hills, trees, places to pause and sit and eat — all connected to a vibrant 25-acre community park surrounding a 5.5-acre lake.

SoFi Stadium's landscape design includes an arroyo and a Mediterranean biome plant palette. SoFi Stadium's landscape, designed by Mia Lehrer's Studio-MLA, includes an arroyo and a Mediterranean biome plant palette. (Studio-MLA) The 300-acre complex, to be called Hollywood Park, is slated to phase in over many years more than 1.5 million square feet of retail, restaurant and office space (including the almost-complete NFL Network headquarters and studios), at least 2,500 townhomes and apartments and a hotel.

The idea of a stadium as the focal point for a mixed-use project is not new. So-called sports-anchored developments are becoming the norm nationwide, from Patriot Place in New England to the Arlington Entertainment District in Texas. But more than any of those developments (including downtown Los Angeles' L.A. Live), this complex — its stadium's façade curving like the sweep of the coast — is authentically inspired by, and caters to, its setting.

"We were trying to create an expression of Southern California," said Lance Evans, principal with HKS Architects. "Something that would resonate with this climate and with this place."

This is something that only Dodger Stadium — embedded into the earth, obsessed with the future and surrounded by palm trees, the landscapes of Elysian Park and, alas, a heroically scaled parking lot — has managed to accomplish in terms of local sports venues.

Workers have been putting the finishing touches on SoFi despite the risk of COVID-19 infection (more than 50 have tested positive) and two deaths on the site, including one caused by a fall from the roof.

Citing the pandemic, the Rams, Chargers and SoFi jointly announced Aug. 25 that games will be played without fans "until further notice." Once fans are allowed to come, they will approach a stadium whose field level is embedded 100 feet into the earth, reducing the building's bulk as seen from the rest of the neighborhood and making a trip inside reminiscent of a trek down bluffs to a beach in, say, Malibu. Along the way they will proceed via a fractured landscape of textured pathways, gardens, patios and food stalls, descending through what the project's landscape architect, Studio-MLA, calls "canyons" — terraced trails filled with earthen mounds and plants and trees from around California, weaving in and out of the stadium.

"It's all about how the stadium is part of the landscape and the landscape is part of the stadium," said Studio-MLA founder Mia Lehrer, who has designed green spaces for Dodger Stadium and for Banc of California Stadium in Exposition Park. She also is imagining the surroundings for the forthcoming Lucas Museum of Narrative Art.

In classic SoCal fashion, the stadium, its edges open to the outdoors along the sides, blurs the line between interior and exterior, inviting visitors, and views, inside. It pulls in ocean breezes through its aerodynamic shape, its permeable flanks, the lifting of its seating bowl above the ground-level concourse and massive (60 feet by 60 feet) adjustable openings in its roof that can slide like sunroofs on cars. These openings can "tune" the wind flow, according to HKS, which designed recent stadiums for the Minnesota Vikings, Indianapolis Colts and Dallas Cowboys.

The roof, which covers and unifies the stadium bowl, plaza and adjacent arena, is clad in ethylene tetrafluoroethylene, or ETFE, a tough, translucent plastic that, thanks to its dotted frit pattern, shades fans from about half of the sun's heat. (If you've roasted at the Coliseum or at Dodger Stadium, you will appreciate that.) The ETFE also will allow concerts, community gatherings, e-sports, the Super Bowl and the Olympics to carry on in the rare case of rain.

One bummer: The roof's tempering of the sun means that the field had to be made of artificial turf, although such surfaces have progressed light-years since the days of AstroTurf.

The seating bowl itself is not revolutionary, but its proximity to the field is as close as the NFL will allow — a good thing for fans. A massive, oval-shaped screen hangs from steel rafters, projecting images on both sides, which makes it readable from a wider range of sightlines and seat locations. It weighs more than 1,000 tons and traces the circumference of the field level, making SoFi the new champion of the NFL's Jumbotron wars.

The stadium sits under a major LAX flight path, and as seen from above that roof bears an uncanny resemblance to the Rams former shield-shaped logo. (Attempts to confirm this connection were rebuffed by both the designers and the developers, perhaps to protect the Chargers' feelings?) But where the roof bends down, meeting the ground at a few distinct points, you can see its lightweight aluminum façade panels, consisting of thousands of unique triangles, perforated with millions of holes to admit breezes and create intricate dappled light patterns.

Connected to the stadium via textured pathways and a grove of palm trees is Lake Park, the other focal point of the development. The park has the potential to be a profound amenity for Inglewood.

An artificial lake — which collects water runoff from around the complex — was inspired by the lake at Hollywood Park Racetrack, which used to stand on the site. It's surrounded by a mix of flora that's even more robust than what is along the stadium's edge, including some plants that are quite exotic. Lehrer calls them Dr. Seuss plants, including the strangely fractured monkey puzzle tree and the jug-shaped bootle tree. All are part of the Mediterranean biome, an effort by Studio-MLA to connect Southern California to similar environments worldwide, including the Mediterranean region, the Cape of Africa and Chile.

Visitors can experience, among other things, long allées of trees edging the water, undulating arroyos, seats built into angled planters, impressive views across the lake to the stadium and a deck projecting over the water.

The park, and much of the stadium's periphery, will be open to the public every day, not just on game days, making the landscape part of the neighborhood. The complex's ability to host almost any type of event should help energize the site most of the year. It has the potential to become a real civic place, not just a sports-fueled fan zone. But just how civic is up to Kroenke and his team.

Despite many positive signs, much of the 300-acre site remains a question mark. The landscaping, as fantastic as it seems, is so young it's hard to tell just how effective it will be. And it's still unclear how much of the immediate stadium area will remain open when events aren't taking place. Parking lots dominate the site's future development areas, and because of the incredibly uncertain economy, there's no guarantee that all of these elements ever will come. (Nor is it a sure thing that this development, if it does come, will be welcoming.)

Football is a sure thing, and the Super Bowl and the College Football National Championship seem likely, as do the Olympics. But many other events — like those catering to the local community — are a long way from being programmed. How will the place interact with the neighborhood around it, including the Forum to the north and a planned complex for the Clippers to the south? Also: Can a stadium with 260 luxury suites and 13,000 premium suites really be considered civic?

For now, public transit connections to the stadium are problematic. A so-called transportation hub along the site's west edge, amassing buses from nearby neighborhoods and the Metro Crenshaw Line's Downtown Inglewood light rail station (delayed until late 2021), is just a parking lot. (The Inglewood Transit Connector, an elevated tram running from the Metro station to SoFi, the Forum and other destinations, is still just a plan.)

Thanks to COVID-19, we probably won't know for more than a year how the whole complex performs. Not until a game day with actual fans, actual concessions, actual crowd noise, actual traffic.

So, like everything else in our current state of suspended animation, we'll have to wait and see whether SoFi Stadium and Hollywood Park are a success, for fans, for the region, and for the concept that a stadium can become a true community asset. We'll have to keep a close eye. What's been achieved so far is impressive, but it's just the beginning.

## Playing in new SoFi Stadium should spark Chargers, says experienced Linval Joseph

By Jeff Miller  
*Los Angeles Times*  
August 25, 2020

Most of the Chargers will experience something once-in-a-lifetime this season when they play at SoFi Stadium.

For Linval Joseph, it instead will be third-time-in-barely-a-decade.

Joseph was a member of the New York Giants when they moved into New Meadowlands Stadium in 2010 and the Minnesota Vikings when they moved into U.S. Bank Stadium six years later.

The Chargers and Rams will share SoFi Stadium beginning next month, with the Chargers set to make their debut in the \$5-billion facility Thursday with a scrimmage.

"When you have a new stadium ... you want to protect it," Joseph said. "You want to make sure it's your home. You want to instill in all the guys, 'We gotta win at home. We got to start off right.' It's like another urge to get the job done."

After relocating to Los Angeles in 2017, the Chargers played three seasons at what is now called Dignity Health Sports Park. They lost their first three and final three games there, finishing 12-12 overall.

Now, they're readying to upgrade into a venue coach Anthony Lynn called "the best place to play football in the world."

"I'm excited to get there," Joseph said. "See it, feel it and hopefully make some magic this year."

The Chargers signed Joseph as a free agent in March, bringing in the veteran defensive tackle with hopes he can provide pressure up the middle to aid pass-rushing ends Joey Bosa and Melvin Ingram.

Joseph has 24 sacks and 525 tackles in a career that includes two Pro Bowl appearances. He also won a Super Bowl with the 2011 Giants.

At 6 feet 4, 329 pounds, Joseph began making an impression on his new teammates the moment he walked through the door of the Chargers' training facility in Costa Mesa.

He did this by simply filling that doorway.

Safety Rayshawn Jenkins said Joseph is built "like a mobile home." Cornerback Casey Hayward called him "a truck." Left tackle Sam Tevi likened Joseph to "a walking refrigerator" and "a running Coke machine."

"He's literally like a house in there," Jenkins said. "You have to throw it over a house, if you're the quarterback. We're going to get a lot of batted balls and altered throws with him in there."

Along with Joseph's size, the Chargers have been taken by his power, Bosa calling Joseph "probably the strongest human I've come across."

In high school, he was a champion weightlifter and has been known to bench press 500 pounds.

"I have a combination of a lot of things," Joseph said. "But as everybody's saying, it's my power, my quick twitch."

At 31, he is the oldest player on a defense that mixes experience with youth and features depth throughout.

The defense is expected to be the backbone of a team transitioning to a new offensive scheme after being built around quarterback Philip Rivers the last 14 years.

"We have some home-run hitters ..." Joseph said. "Once they put everything together, it's going to be scary. I'd say it that way. It will be scary if everything's put together right."

## TOM TELESCO

### Chargers GM Tom Telesco Prepared for Unconventional Training Camp

By Chris Hayre  
Chargers.com  
July 28, 2020

Chargers veterans reported for training camp on Tuesday, and general manager Tom Telesco couldn't have laid it out any clearer.

"The number one priority is safety," he said. "The second priority is winning a championship. Luckily those basically go hand-in-hand."

In what will be an unconventional 2020 NFL season, Telesco met with the media virtually on Monday to discuss the balance of keeping the team's health paramount, while adjusting to a much different-looking training camp. With the preseason cancelled, Los Angeles' first game in 2020 will be on the road against the Cincinnati Bengals in Week 1.

"We have two opponents, really," Telesco said. "We've got to fight this virus and then whoever our opponent is on Sunday."

According to Telesco, everyone in the organization has bought into "doing things the right way." Between what several members of the Chargers staff have been able to accomplish this summer coupled with the NFL's doctors and detailed protocols, Telesco said he feels optimistic about minimizing the risk of COVID-19.

He also noted that complacency must be avoided.

"I will say [head coach] Anthony [Lynn] and I, we feel a real responsibility to keep everybody here safe," Telesco said. "It's players and coaches and a very large support staff of people, and we're attacking that enthusiastically."

One of the challenges in a training camp that includes no preseason games or joint practices is properly evaluating players. Telesco said members of the Chargers coaching staff have reached out to those in the college game in an effort to glean insight about how to best handle this time of year.

Telesco also admitted that certain rookies, undrafted free agents and players with limited NFL experience simply won't have the same opportunities they'd be afforded in any other year.

That said, there will be chances to make an impression. Telesco said that Lynn's open-mindedness and ability to "think outside the box" will help towards putting players in competitive practice situations.

First order of business, though: getting players into football shape.

"Everyone that's coming into here is coming from different areas of the country where there are different restrictions; all different levels of physical fitness," Telesco said. "So, we need to gently ramp these players [up]. That's what [head strength and conditioning coach] John Lott started [Monday] and we'll continue to do that." The first eight to ten days of camp will largely mimic the strength and conditioning phase of organized team activities (OTAs), according to Telesco. The team won't put pads on until approximately the third week of August.

Even then, it may not feel like a true training camp with so much to accomplish before Week 1. In addition to evaluating the roster, Telesco explained that the team will need to adjust to a different style of offense and defense, all while integrating the 2020 rookie and free agent class.

"We do have to work with players and we want to try to develop young players, but we have to get players ready to play a regular-season game against the Cincinnati Bengals," he said.

## ANTHONY LYNN

### Chargers coach Anthony Lynn isn't new to creating impactful change

By Gilbert Manzano  
Orange County Register  
September 12, 2020

Ruth Thompson recalled being star-struck when she first met Chargers coach Anthony Lynn at the annual "Red, White and Boom" Fourth of July parade in McKinney, Texas, six years ago.

At the time, Thompson was preparing to open Hugs Cafe, a nonprofit organization that trains and employs adults with special needs. Lynn's niece, Marty Cole, was training to work at the cafe.

Lynn attended the parade in his hometown because Cole was riding the Hugs Cafe's float. Thompson, a Denver native and rabid Broncos fan, was eager to meet Lynn because he played running back for the Broncos when they won back-to-back Super Bowls in the late 1990s.

Previous

After some pleasant Broncos chatter, Lynn told Thompson he had doubts about Hugs Cafe being successful.

"He was asking me a lot of questions about how we were going to employ adults with special needs," Thompson said in a phone interview Thursday. "It was something that was new to him. He wasn't real sure it was going to work, and he was asking me lots of great questions about how we were going to do this. I think I had good answers for him and we just really struck up a really great conversation."

The Chargers are familiar with Lynn's blunt honesty and "Hard Knocks" viewers were introduced to his straightforward personality this summer.

Most people wouldn't dare cast doubt at an idea that has potential to create plenty of good, but Lynn is about proper execution, and when his beloved niece is involved, he's gonna make sure it's done correctly.

“He asked all of the questions, and even more than many of our initial donors were asking, and rightfully so,” Thompson said. “They don’t want to donate to something that’s going to fail.”

Hugs Cafe didn’t fail. It will celebrate its fifth-year anniversary next month and there’s talk of opening a second cafe. Cole remains an employee there and has had many roles, from greeter, server and working in the kitchen.

Thompson declined to say she proved Lynn wrong because her responses at the parade got him onboard with her vision. Lynn has donated to Hugs Cafe and raised money through his Lynn Family Foundation.

Lynn’s knack for asking tough questions and long-term visions for success are reasons why the Chargers are fond of their fourth-year head coach.

General manager Tom Telesco and team owner Dean Spanos have said this summer they follow Lynn’s lead. He’s become the face of the franchise, and surged this offseason as one of the most notable head coaches in the league by simply being himself, a man of actions and empathy — and as a Black man.

Lynn, one of three Black head coaches in the NFL, was at the forefront in the fight against systemic racism and police brutality amid the nationwide protests that occurred this offseason. He shared personal encounters with racism, attended protests, pushed for change, encouraged people to vote and invited city leaders to speak at his team meetings.

Lynn has the Chargers more than prepared for a football game heading into Sunday’s season opener in Cincinnati.

What happens before kickoff on the sidelines and during the national anthem will have the same spotlight as the game, at least for Week 1, because many are expecting protests against systemic racism and police brutality.

But Lynn occasionally shrugged when asked this week what he and his team have planned to protest social injustice. Lynn likely doesn’t want this to be a one-week trend with people forgetting for Week 2. He wants solutions that will have a lasting impact, nothing forced or rushed.

“Sometimes it’s hard to listen to those young men pour their hearts out and I can’t help them immediately, and this is something that’s going to take some time,” Lynn said last month after his team had an emotional discussion and decided to cancel their SoFi Stadium scrimmage as a way to protest. “I’m in it for the long haul. This organization is in it for the long haul.”

Jason Hill isn’t surprised to see Lynn make an impact in the NFL community. He’s well aware of his nonstop actions for creating change.

Before Lynn coached a game for the Chargers, he was already looking for ways to help the Los Angeles community in 2017. Lynn’s realtor suggested he attend Hill’s event.

Hill is the founder of Young Warriors, a mentoring program for boys between the ages of 8 and 18. Many of the boys are Black and Latinos who are raised by single mothers.

Lynn had a connection with Hill’s purpose because he was raised by his single mother, Betty Jackson, in Texas.

“Anthony grew up in a similar situation, but had an amazing mom to guide him through things,” Hill said. “So we just connected on a foundation level, a deep level. We had several conversations after that and he just jumped in with us and we’re grateful to have him.”

Hill answered the same kinds of tough questions Thompson received. Lynn has donated and raised money for Young Warriors. Lynn and the Chargers have met with boys from Young Warriors and visited schools that are partnered with the program. Hill said Lynn plans to meet more kids through Zoom conversations.

Hill and Lynn have developed a friendship. They went to Lynn’s vacation home in Puerto Vallarta, Mexico, last year to play golf.

“He wants unity between everybody,” Hill said about Lynn. “We were in Mexico together. The way he treated the people over there, he was just giving extra tips, extra kind, and so loving. I remember telling him, ‘You’re a good dude, Anthony.’”

Lynn and Hill are hoping to one day open a Young Warriors program in McKinney. Thompson is hopeful about the next Hugs Cafe opening near Lynn in Los Angeles.

It’s always a long-term vision with Lynn and those closest to him. The rest of the country is starting to realize how Lynn and the Chargers operate.

“That’s him authentically,” Hill said about Lynn. “It’s not a show. He’s not trying to look good. That’s just who he is.”

## **Chargers Coach Anthony Lynn on Systemic Racism in the NFL and Why He’s 1 of Only 3 Black Head Coaches**

*By Sean Gregory  
TIME Magazine  
September 11, 2020*

When Anthony Lynn, head coach of the Los Angeles Chargers, was in third grade, his world changed. He grew up in Celina, Texas—the son of a single mother, and one of the few Black kids in what was then a small town north of Dallas. A girl—Lynn thought she was cute—was handing out invitations to her birthday party one day, when Lynn noticed she skipped him and a Black girl in the class. When Lynn asked why, the response left him devastated. It’s because you’re Black and my parents won’t allow you to come to my place.

“After that moment, I never saw things the same,” Lynn, now 51, tells TIME in a video call from his office in Costa Mesa, Calif., where the Chargers are headquartered and holding training camp. “That’s when I knew the world was different. There’s a difference being Black and white. Then I started seeing color.” Lynn says this, and other experiences with racism throughout his life, helped motivated him to reach the top ranks of the NFL, where he is now one of just three Black head coaches. “I didn’t didn’t like the fact that people didn’t think I was equal, or thought they were better than me,” says

Lynn. “I can’t say race wasn’t a big part of why I’m where I’m at. Because it pushed me.”

Now, the realities that Lynn confronted head-on in his life are at the forefront of his job as head coach. He sees systemic racism in the NFL, a league in which Black men are 60% of the players, but less than 10% of head coaches. He sees it in the streets, with the killing of George Floyd and the shooting of Jacob Blake. “I was like, wow, again?” Lynn says of watching the video of police shooting Blake in Kenosha, Wis. “It’s always unarmed Black men. And seven times? That just made me sad, man. I got emotional.” On Aug. 26 the Milwaukee Bucks declined to take the court for a playoff game against the Orlando Magic; other teams across sports also staged strikes, effectively shutting down the games. The Chargers were supposed to hold a scrimmage at their new home, the \$5 billion SoFi Stadium, the next day. Lynn called a team meeting, and let players express their frustrations. “After that, no way could we take the field and practice,” says Lynn. “Because something was more important than football at that time.” The scrimmage was cancelled.

Lynn’s Chargers will kick off an NFL season like no other this weekend. In the midst of a pandemic and national reckoning on race, L.A. travels to Cincinnati to take on the Bengals and the No. 1 pick in the 2020 draft, quarterback Joe Burrow, on Sunday. While Lynn says he would have supported a player walkout in Week 1, he did not encourage it. “If I thought not playing Week 1 would make a major change, I’d give these boys the whole week off,” says Lynn. “I wouldn’t show up. But we’re football players, we’re not politicians.”

Still, don’t expect silence. In the past, Lynn says he’s tried to keep talk of controversial social issues—like Colin Kaepernick’s kneeling during the National Anthem—out of the locker room, lest it become a dreaded “distraction.” “We can talk about that s—t in February, in late February hopefully,” says Lynn, explaining his prior philosophy. Not so this year. “If I was to suppress this, I think it would hurt their passion and I don’t think they would play the game that they love well,” he says.

After Los Angeles made the playoffs in 2018, his second season as Chargers coach, Lynn’s team finished 5-11 last year. He’s under pressure to correct the course as the Chargers move into a new home. Lynn’s team will share SoFi Stadium with the Los Angeles Rams while desperately fighting for fans in an L.A. market that has greeted them mostly with indifference since moving from San Diego in 2017. Still, Lynn says his focus is not just victory on the field. “We have committed to winning the championship,” he says, “and fighting for social justice.”

A bunch of plays are diagrammed on a white board behind his Lynn’s desk; he’s wearing a Chargers cap and jacket during our interview, and some gray stubble is peppered on his chin. Lynn’s no typically programmed football coach. He talks in a real, conversational manner, which is all-too-rare in his ranks.

As a kid he played quarterback on youth teams in football-crazed Celina. In seventh grade, however, a coach informed Lynn he’d be moving to running back. “He goes, ‘Black kids can’t play quarterback,’” Lynn says. Lynn asked why. “Well, they’re not smart enough,” the coach responded.

These accumulated experiences with racism “made me more aggressive,” says Lynn; he got into fights in school, but he also channelled his anger onto the football field, eventually earning a scholarship to Texas Tech University and playing in the NFL for the San Francisco 49ers and Denver Broncos; he won a pair of Super Bowl rings with Denver in 1997 and 1998.

Tensions boiled over during Lynn’s senior year at Texas Tech. Lynn says police were gathered at an apartment building where two teammates were staying; when he went to see what was happening, the cops “just jacked me up against a wall.” They asked if he was a drug dealer. “And I just lost it, man,” Lynn says. “The next thing I know I’m fighting with his cop and I’m on top of him and I get hit in the back of the head with a billy club and they got me tied down on the ground and they’re taking me to jail and the one officer kicked me inside my head.” Thanks to Lynn’s football connections, the cops eventually let him go. “Today, I would have been shot,” says Lynn. “I mean, think about that. I said, ‘I would have been shot.’ I was dead wrong going off on that cop. But it was just years of accumulation of this and that. I can’t go to the birthday party. I can’t play quarterback.”

Lynn stresses that he has great respect for police officers. In 2005, after he was struck by a drunk driver while crossing the street in Ventura, Calif., police officers helped save his life. The near-fatal incident left Lynn with temporary paralysis and injuries that required four surgeries. He has remained friends with one of the officers who rescued him. Still, he tires of the constant stings of racism. Just last year, he was pulled over for what he calls a “bogus reason.” Before a white officer asked him for license and registration, Lynn says, he asked if he had been in jail or on probation. “I’m afraid for some people that might not be as strong minded, if they hear something like that too many times, they start to believe it,” says Lynn. “That they’re not better. That they’re not equal. That’s my biggest fear. But for me, it just pisses me off. It always has.”

Lynn’s also irked that only three of the NFL’s 32 head coaches—Lynn, Brian Flores of the Miami Dolphins, and Pittsburgh’s Mike Tomlin—are Black. “I’m not comfortable with that number,” Lynn says. As recently as 2017, there were seven Black head coaches in the league. (Washington Football Team coach Ron Rivera, who’s Latino, is the NFL’s only other minority head coach). The Rooney Rule, which was implemented in 2003 to guarantee that at least one minority candidate is interviewed for open head coaching positions, seems broken. Is this the product of systemic racism? Lynn agrees that’s a fair assessment. “I played in this league for eight years, and a player knows a head coach when he sees one,” says Lynn. “There were African-American coaches that could have been head coaches but just never got the opportunity.”

How do you fix this? Lynn believes reforming the head coach feeder system will help. Between 2009 and 2019, according to a recent study from Arizona State University, offensive coordinator was the most frequent former position for head coaches: 40% of NFL head coaches were hired from offensive coordinator spots (NFL defensive coordinator, and NFL head coach, were the next most frequent positions). During same period, however, 91% of offensive coordinator hires were white.

“I’ve seen so many play callers get head jobs that have no personality, no leadership whatsoever,” says Lynn, who during his 17 years as an assistant coach in the NFL never entered a season holding a coordinator position (a few weeks into the 2016 season he was named offensive coordinator in Buffalo; that year he took over as interim head coach for one game after Rex Ryan was fired). His coaching career previously saw him as mostly a running backs coach and assistant head coach. Broadening the feeder system would result in a more diverse—and talented—candidate pool. “And then you wonder why every year in the National Football League we are firing anywhere from six to eight head coaches?” says Lynn. “If we open this thing up to position coaches, assistant head coaches, then you’re going to have more African-American applicants.”

He also believes Black coaches have to win faster than their white counterparts to keep their jobs secure. “I’m not happy with the leash that African-American coaches get,” says Lynn. “I had my first losing season last year. And I come home one day and my wife is like, ‘Honey, are you okay?’ And I’m like, ‘Why wouldn’t I be? I’m fine’. And she’s like, ‘Well, do you not know half the country wants you fired?’

When he entered coaching, Lynn understood the hurdles. The memories of being told he couldn’t attend a birthday party because he’s Black, or being asked if he was a drug dealer, were never too far from his mind. Lynn’s grandfather once told him he’d always have to be better because of his skin color. He’s never forgotten those words. “It’s a shame, but I know that going into it,” says Lynn. “I know I’ve got to turn this damn thing around, soon. But at the same time, I’m going to stand up for what’s right. I’m going to speak out when I have to. I’m not going to let that scare me from doing that as a human being.”

To wit: he’s unafraid to say that Kaepernick got a raw deal. Lynn is happy with this current quarterbacks, but did express some interest in Kaepernick earlier in the summer. “I do think there’s a possibility that Kaep could come on somebody’s roster this year because you can hold roster spots for veteran players now because of injuries and because maybe of COVID,” says Lynn. “There’s still a possibility there. But Colin’s busy doing things to help make a change and he’s signing big deals, he might not have the time to come back and play NFL football. But I know over the years he should have been given an opportunity. There’s no doubt about that. We’ve had those discussions. I can say that. We’ve had those discussions.”

Lynn is facing unprecedented challenges in carrying out his team’s turnaround plan. Start with his own bout with COVID-19; he was diagnosed while on a trip to Dallas, to visit his mother, in late June. “You always say, well, it’s really only killing 1%,” says Lynn. “But when you get it, start thinking about that 1%.” He’s not sure how he got infected. “I mean no one was more paranoid about this than me,” Lynn says. “You’re talking about a guy that has hand sanitizer in his front belt loop everywhere he goes. Wears gloves, masks.” Lynn’s lungs collapsed during the car accident 15 years go, which he feared would make him even more vulnerable. “And so it was some anxiety there for a little while,” says Lynn. “For me it was a really, really bad flu for about three or four days.”

In training camp, Lynn believes COVID-19 has affected team chemistry. “A big part of football is camaraderie,” he says. “When you have to social distance, it’s hard to build a team.” The first full in-person, locker room team meeting Lynn had was on Aug. 27, at SoFi Stadium, to discuss the Blake shooting. “I could just feel the people craving that community, that fellowship,” he says. “We haven’t had it. It’s going to be difficult to build tight teams and trust with new players when you don’t have that. The longer we do without it, the more of us see it. I mean, this is Zoom all year. Are you kidding me? It’s going to be different. But we knew that it was going to be a challenge and we’ve got to figure out a way to still make it work.”

The Chargers enter this season with veteran Tyrod Taylor starting at quarterback. A potential franchise QB, Justin Herbert—the sixth overall pick in this year’s draft, out of Oregon—will be the backup. (Quarterback Philip Rivers, who started every game for the Chargers the last 14 seasons, signed with Indianapolis in the offseason). Preseason games were cancelled this year; in some ways, this made Lynn’s training camp smoother. Because if Herbert shined in preseason games, screams to start him right away would have been pronounced.

In sticking with Taylor as the starter, Lynn cites John Elway and Peyton Manning, two legends who started their rookie years; each threw more interceptions than TDs (Manning threw a rookie-record 28 interceptions in 1998, tops in the NFL that year). “But those guys are two real strong-minded individuals, Hall of Famers,” he says. “Not everybody’s wired that way, man. It’s not everybody that can overcome that. So I don’t expect [Herbert] to come in and play right away. I think sitting him for a year would do nothing but benefit him.”

Does Herbert seem to have the Elway-Manning mentality, or is it too early to tell? “He is a leader in his own way,” says Lynn. “He’s more of an introvert. He quieter, but he communicates when he has to with his teammates. And people try to say that was a knock with him coming out. Said he has all the tools but wasn’t much of a leader. Introverts get labeled that way. I just know these players react well to him.”

The Chargers spent the last three seasons playing in a Carson, Calif. soccer stadium that held just 27,000 fans, by far the smallest capacity in the NFL. Now, they will move into a shiny \$5 billion palace playing in front of zero fans, due to the pandemic, making the team’s effort to win the hearts and minds of Los Angeles even more difficult. “L.A. is a hard city,” says Lynn. “You have to be successful here, bro. You’ve got to win. And if you don’t, people just do other things. And there are other sports franchises here that people are attached to. So it’s no doubt a hard market. But people respect that hard work, young men of high character that are helping their communities and doing things that we’re doing. It’s just a matter of time before we have a strong fan base here. But we knew when we moved here it wasn’t going to happen overnight. Just like social justice. It isn’t going to happen overnight.”



More than ever, social justice will be a major theme of the NFL season. An Alicia Keys rendition of “Lift Every Voice And Sing,” a song known as the Black National Anthem, was played before Thursday night’s season-opening Kansas City Chiefs-Houston Texans game. At least some players are likely to kneel during the National Anthem or utilize some other form of protest when the NFL kicks off this weekend. Lynn recalls the reaction of his players after Blake’s shooting. “I’ve been dealing with this s—t since I was nine years old,” says Lynn. “I was more sad that day for how they felt. We’ve got to move beyond it. We’re certainly not going to forget about it. But I wish I could do something to make them feel better in moments like that.”

Still, the Chargers coach remains confident that his recent powerful wave of sports activism will bring change, both inside and outside the NFL. “I’ve got to tell you, I’ve never seen so many people from all different backgrounds and colors come together and want change,” says Lynn. “So man, I’m hopeful. I’m very hopeful.”

## Anthony Lynn’s devotion to life, equality and football endears him to Chargers

*By Jeff Miller  
Los Angeles Times  
September 8, 2020*

His career as a full-time head coach began with an audible thud, the sort of depressing sound made by most massive first-quarter deficits.

Anthony Lynn’s maiden Chargers team started 0-4, one of those defeats coming on a last-second blocked field-goal attempt and another on a last-minute 54-yard successful field goal by the opposition.

Then, in a U-turn violent enough to produce G-forces, those Chargers won nine of their remaining 12 games and next season evolved into a team that would go 12-4 and advance to the AFC divisional round of the playoffs.

Now, entering his fourth year, Lynn and the Chargers are trying to bounce back again, from an even louder thud, under conditions even more stressed and less predictable.

The 2019 Chargers finished a stunning 5-11, their underwhelming performance marred by injuries, turnovers and a maddening inability to win close games.

Yet, in February, the team signed Lynn to an extension, providing at least a bit of security to a coach who — in a way as clear as his signature on that new contract — still has the trust of his bosses.

“He’s special,” Chargers Chairman Dean Spanos said. “Anthony’s special. He’s unique. He’s his own man, and he has the respect of the players but also the organization and ownership.”

All of which is encouraging but none of which lessens the lofty expectations for a talented roster, even as the franchise transitions from longtime starting quarterback Philip Rivers.

Lynn needs to win and will try to do so with a revamped offensive scheme and a rebuilt offensive line amid a pandemic and ongoing national social unrest that has presented American sports with challenges heretofore unforeseen.

The burden is squarely on the Chargers’ head coach and, therefore, on the Chargers themselves.

“At the end of the day, you can say this about a coach or that about a coach but we’re on the field,” right tackle Bryan Bulaga said. “We have to execute and get the job done. ... The pieces are there on this team.”

And so is the leader. Lynn has emerged as few coaches have across all sports during protests that have flared over the past several months.

While many teams and individuals have offered prepared statements of support, Lynn has shared in detail his experiences. He has spoken on panels, podcasts and national television shows.

He attended a protest in Huntington Beach, announced live on the NFL Network that the Chargers were canceling a scrimmage in the wake of the Jacob Blake shooting and never has stopped encouraging his players who feel compelled to participate to do so.

“That says a lot about coach Lynn because, at the end of the day, we’re not just football players,” safety Rayshawn Jenkins said. “We’re human beings who just happen to put on a football helmet to work.

“I’m very grateful to be playing for a coach who’s aware of everything, on and off the field. Coach Lynn, he just understands, know what I mean? It’s been a blessing for all of us.”

Spanos said he and Lynn have spoken often over the past several months about the issues currently facing society.

The two regularly played golf together in the summer and spent hours discussing more than just birdie putts.

At one point, Spanos said he asked Lynn what, as team owner, he could do regarding the players. Spanos explained that Lynn told him this movement requires patience, the sort of unified front that defines team and strong direction.

That’s precisely what Lynn provided in late August, when, before a planned scrimmage at SoFi Stadium, he called for a team meeting as emotions over the Blake shooting refused to pass.

Sensing his players just needed to talk, Lynn began a group discussion that would become so deep that one player said he saw an assistant coach crying.

Afterward, general manager Tom Telesco told the NFL Network, “We follow Anthony’s lead.”

Said tight end Virgil Green: “Coach Lynn is a very confident person. When he talks to you, you look him in the eye. It’s tough to not see the kind of man coach Lynn is because his actions speak.”

At least three NFL head coaches have tested positive for the coronavirus.

New Orleans’ Sean Payton and Philadelphia’s Doug Pederson shared their experiences through the media.

No one outside the Chargers organization or Lynn’s family and close friends knew he had tested positive until the first episode of “Hard Knocks.”

Were the Chargers not a featured team on the HBO show this year, it’s likely no one on the outside would have known.

“He’s played in the league, man,” cornerback Chris Harris Jr. said. “He’s won Super Bowls here. He has the respect of being a player.

“That goes a long ways when you got a coach who has experience doing this and can understand the pain and what goes into being an NFL player.”

But now, Lynn is a coach and most certainly needs to coach this fall. Another five-win season is not what’s expected of this team.

In looking to rebound in 2020, the Chargers can reflect on that 0-4 start to the 2017 season and what came next: a rookie head coach suddenly and emphatically announcing his arrival.

“He really came to the surface in that very difficult time,” Spanos said. “He’s the right guy to bring it all together.”

## Anthony Lynn: ‘I’m pissed off and I don’t want to just put out a pretty statement’

*By LZ Granderson  
Los Angeles Times  
June 2, 2020*

Chargers coach Anthony Lynn is one of my favorite people. Not favorite coach or favorite former player, but people. When I got a call that he’d like to talk about the death of George Floyd and the fallout, I dropped everything to drive to his home.

Lynn and I get along so well because we share a lot of the same values, particularly spiritually. He told me that when the world goes crazy — as it is right now — he gets on his knees and prays. “I don’t have all of the answers,” he told me, “but I know who does.”

He had not made any public statements about the events that have unfolded across the nation. On Monday we spent a couple of hours talking about the protests, criminal justice reform and what the NFL did to Colin Kaepernick for trying to get the word out.

Why not just release a statement?

I’ve read some good statements. I read Brian Flores from the Dolphins and I agree 100% with him. I read Doc Rivers’ statement and those guys spoke from the heart. I think statements are needed to bring awareness to the situation. But I want to do something too. I don’t want to just put [a statement] out there because it’s the right thing to do. I want change. . . so I guess it starts with having this conversation and talking things out. In 1992 I remember watching L.A. burn and here we are in 2020 and I’m watching it again and it just hit me, nothing has changed.

I haven't done anything to make this a better place for my son. I remember having the talk with him when he was 16 about how to handle police and then at age 30 I called him up and just had the talk with him again because I'm so scared. I want to do something but to be honest with you, I don't know what that is.

You said you want to do something, but why? Maybe if you can identify the why, then you can identify what the next step should be.

I'm glad you asked me that. I want to make this a better world for the next generation and not just for minorities, but for everybody. I believe in diversity, I believe in inclusion and if you believe in that, you can't just stand silent. You can't just stand on the sidelines and just watch. You got to say something, man. The thing that bothered me the most about [the] George Floyd murder was the three officers that said nothing. The guy who did it, yeah, he's a [expletive], but the three who stood by and did absolutely nothing ... I'm just stunned by that. I see that going on in every organization. I see good people saying nothing and doing nothing, allowing this to happen.

You mentioned 1992 and the Rodney King video; how did you feel viewing that?

I was in shock. There was video evidence of them doing what we always knew they were doing. And then when they didn't find them guilty despite that evidence it made you sick. It was like, do they really care? Do we really matter? It was not a good feeling and I felt that way all over again watching George Floyd. We haven't gotten better at all and in some cases, hell, it might have gotten worse.

Why do you say that?

Because the evidence could not be any better. We have so many videos of unarmed black men dying over the last decade and there's no accountability, there are not consequences, like it's OK. I just didn't expect that at this point in time. What we've been doing is obviously not working and so we need to do something different. If it's radical, then it's radical. And I want to be a part of that.

The conversation about police brutality and criminal justice reform used to be something bubbling underneath. Now it's talked about more in the mainstream. When you hear that phrase, what specifically about the criminal justice system would you like to see changed most?

First, there are so many good officers. I did a first responders commercial a couple of years ago because I respect the first responders so much. They deserve so much more than what they get. They put their lives on line for us. Two of them helped saved my life after I was hit by that car in 2005. My son's godfather is a police officer. So I've always had a great relationship with the first responders. But I also know it's a club like a football team and they stick together like a football team. And the good ones get a bad rap because of the bad ones. I would challenge the good ones to speak up and not be silent anymore. That's what I take away from all of this. George Floyd died with three officers right there who watched him die. It's time for good officers to speak up and not accept that anymore.

I have a lot of good white friends and I've said to them that sometimes I feel our biggest enemy in this fight is good white people because they don't believe people can do the things they do and be this evil. They just don't believe it. And I'm like, "Guys, you are so naïve and you're so naïve because you're really good people. I don't mean that in a derogatory way, but your naïveté is hindering the cause."

To piggyback off of what you said, one of the things I've been really focused in on are the good apples getting a bad name from the bad ones and I equate it to this analogy: If you're thirsty and I offer you a glass of water, you likely will drink it with no problem. But if you're thirsty and I pour you a glass of water and then spit in it, you wouldn't want to drink that water. Even though the vast majority of the glass is refreshing, cold water, that spit ruins the entire glass. In the real world, that drop of spit is racism, so all those good things that you do — go to church, treat your wife with respect, donate to good causes — all those things get ruined because you tolerated that drop of spit in the glass. What would you like to see the NFL, government do to get rid of that drop of spit that's ruining all of the good water?

I would say one thing and it's one of the things my mother raised me on: Treat people the way you want to be treated. Treat everyone fairly. You wouldn't want someone to spit in your glass; why in the hell would you want to spit in someone else's? To me it's not that hard, but obviously it must be because we can't do it. It seems simple, right?

Yeah, it seems simple but 400-plus years we still have spit in our glass. Speaking of: The NFL did something I found highly offensive and intellectually dishonest. I saw a statement after this weekend and I didn't see the words "black," "white," "race," "racism" or the name "Colin Kaepernick." How difficult is it to know what he was trying to fight for and how the NFL responded and treated him, and yet continue to work for the NFL?

People completely misunderstood Colin and what he was trying to do. People talked about disrespecting the flag . . . the flag covers a lot — patriotism and civil rights and other things. And Colin was speaking out against the injustice and a lot of people didn't catch on to that because it was happening during the national anthem. They thought it was disrespectful to the flag. I was surprised by the number of people who didn't know why he was protesting. I got letters from people. I had people walk up to me and ask, "Coach, what are you going to do if someone on your team protests?" And I had to explain to them that Colin is taking a knee for criminal justice [reform] and police brutality and once you broke it down, they were like, "Oh, we didn't know that. We thought he was protesting the flag." And that was the case for a lot of people I came across.

Whose fault was it that the message got diluted or lost? Was it his? The media?

A lot of people for their own political reasons pushed out the wrong narrative. A lot of people didn't catch on as to why he took a knee. I understood and applauded him for it. At the same time, I'm never going to take a knee during the national anthem because I have an uncle that was a Marine and a father that is a vet. When I stand for the national anthem, I think of them. I think of the people who died for the rights and liberties I have right now and I give them that respect. That's how I think toward the national

anthem. Now some people may look at that and think of social justice and how jacked up that is. I'll take a knee before and after the national anthem all day long, but I'm not going to tell someone else how they should protest. I thought it was a shame that Colin's message got lost because people kept bringing up patriotism. It was brave for him to do that. I have a lot of respect for that young man standing up for something outside of the "Big 3" — God, family, football — and I have to say social justice right now is challenging my priorities. Right now I can't think of anything besides social justice.

So knowing he essentially lost his career over it, how does that make you feel?

I didn't like it. I know when you look at 32 quarterbacks in the National Football League, Colin could have been one of the 32. If not, he could have been a quality backup. For me being an African American head coach, this is tough.

Let's talk about solutions. You said you wanted to make the world a better place; what does that look like and how do we get there?

First thing I had to do is get out there. I've been sitting here in the house and was just consumed with these protests and the coverage. I felt there was a game going on and I wasn't in. Reminds me of the time when I was a young coach and the head coach came to me and said "You need to buy a ticket." I was like, "What do you mean I need to buy a ticket?" And he said "You're coaching like a damn spectator right now," and so that was the last time a coach called me a spectator, because my head was always in the game. So with the protests, I felt like a spectator. So I went out and joined the protesters in Huntington Beach. I wanted to be a part of it. I wanted to see what it was like to experience it and it was pretty intense. I saw a lot of passionate people and it felt as if I was marching for the right reasons.

After an hour or so I sought out the leader and we had a conversation and we talked about what was the endgame. After the protests, what is this going to lead to? That's when I got a little disappointed because there was no plan. The protest was there to help people express themselves but there was no endgame, no plan. All of the sacrifice and protest, I wanted to know at the end of this, if something was going to be done. I don't want to be doing this again 20 years from now, and so I'm looking for ways to sit at the table and have a conversation about this broken system.

The Chargers have done more in the community than just about any organization I've been with. I've been out in the community, talking with Mayor [Eric] Garcetti and I've been to the juvenile detention centers to encourage young men to do something positive with their life when they get out, and City Council people about making L.A. a better place. But this stuff that's taking place with police brutality and unarmed black men dying and white people feeling like they can use their privilege to threaten black people like that white woman did in Central Park, that's ridiculous. How do we effect that type of change? Where's the accountability for that kind of [expletive]? That's where I'm at right now. I'm angry, I'm pissed off and I don't want to just put out a pretty statement.

This entire conversation was started by minorities interacting with police. You ever been pulled over?

Oh yeah. In fact, I was pulled over not too long ago. The lights come on, I pull over and the first thing the police officer asked [was] if I was on parole or if I had ever been to jail.

Before license and registration?

Yes, before license and registration. Before he told me why he was pulling me over he asked if I was on parole or had I been to jail. It was a Friday and the reason why I know this is because we had to play Baltimore that weekend and I was worried if I went to jail, I wouldn't get out in time. If I didn't have the game, I would have gone off.

Did he eventually recognize you?

I don't know. He took my information and everything and I was let go without a ticket because the reason he pulled me over in the first place was bogus, but I don't know if he knew I was a football coach. But does it matter?

Last question — what does it say about this country if 20 years from now, I'm sitting across from you like this and we're having this same conversation?

That's why we're here. . . to make it so we don't have to.

## GUS BRADLEY

### Gus Bradley says Chargers need to be in rush to fix defense

By Jeff Miller  
*Los Angeles Times*  
May 6, 2020

Only five teams allowed fewer total yards last season than the Chargers and just four were stingier against the pass.

Yet, defensive coordinator Gus Bradley admitted Wednesday those facts rang hollow in the aftermath of the team's 5-11 finish.

"I think to all of us as a defense and defensive coaches," he said, "it didn't feel like that."

Instead, Bradley noted the areas in which the Chargers struggled and how those facts better detailed why a promising season dissolved into an underachieving one.

Bradley's unit was 21st in red-zone defense, 29th on third down and 32nd in takeaways.

The Chargers finished tied for last with a minus-17 turnover differential, which is why, when asked recently what the defense needs to improve upon in 2020, safety Derwin James blurted, "Takeaways."

James then added: "We gotta get the ball. It's all about the ball."

To that end, Bradley said an emphasis will be placed on pressuring quarterbacks this season, the idea being that offenses are more susceptible to game-changing mistakes when hurried.

Even with Pro Bowlers Joey Bosa and Melvin Ingram on the edges, the Chargers lacked reliable pressure in 2019. After Bosa and Ingram, no one had as many as three sacks.

League-leading Pittsburgh had six players with at least three sacks.

"Yes, you've got to stop the run," Bradley said. "Yes, you've got to eliminate explosive plays. But you have to find ways to affect the quarterback ... We didn't do a good enough job last year in doing that."

In 2019, eight of the top 10 defenses in passer rating made the playoffs. The Chargers finished 23rd, one spot behind two-win Cincinnati. Chargers tight end Hunter Henry hauls in a touchdown pass over Redskins safety Deshaun Evans during the first quarter.

So, this offseason they've added nose tackle Linval Joseph, a 329-pound former power lifter who's expected to bring a new level of athleticism.

Joseph is replacing Brandon Mebane, who is four years older and an ex-team captain. On Wednesday, Bradley praised Mebane, particularly for his leadership. But the Chargers understand they need to find a push in the middle.

"We'll see if he can bring some more explosiveness, more of a penetrating-type mentality to that position," Bradley said of Joseph.

They also are counting on the continued development of defensive tackle Jerry Tillery, their first-round pick in 2019. Tillery was added in part because of the belief he could pressure the quarterback from inside.

Instead, his rookie season was mostly a difficult transition, especially in dealing with double teams, something Bradley said Tillery is attempting to combat by increasing his strength and size.

The Chargers also signed veteran cornerback Chris Harris Jr. and veteran linebacker Nick Vigil and used draft picks on linebacker Kenneth Murray Jr. (first round) and safety Alohi Gilman (sixth round).

Those moves should provide increased positional versatility and play-making among the defense's back seven spots.

After he joined the team, Harris said he was told the Chargers planned to shake up their defensive plans, which Bradley confirmed Wednesday.

Bradley said, if things fall into place, his defense will be able to play more man-to-man pass coverage, a sharp departure from recent seasons.

"We need to mix it up more," Bradley said. "[Playing man] I think lowers the quarterback rating. Generally, when you look at them [man-to-man statistics] over the course of a year, if you don't overdo it, they have better numbers than zone."

## NASIR ADDERLEY

### With Derwin James out, Nasir Adderley is ready to go

By Dennis Freeman  
*News 4 Us Online*  
September 5, 2020

The word that can best describe the Los Angeles Chargers as a team even before the 2020 NFL season gets underway could be resilience. That may be considered a little bit of hyperbole or high praise since the team has not even played a single down in the regular season.

But there is something to be said about the manner the Chargers has gone about their business in the middle of the COVID-19 pandemic, losing a future Hall of Fame quarterback, and having to speak out against the social justice atrocities that have speed-dialed massive protests around the world.

Then there is the matter of moving into their new home (SoFi Stadium) in Inglewood. Throughout all of this, Chargers players and coaches have tackled each day with resolve. Instead of panic in the wake of multiple crises, the organization has been a consistent model of measuredness.

That determined outlook to overcome all hiccups and bumps in the road was challenged when Derwin James, the Chargers All-Pro free safety went down with a knee injury on Aug. 31.

"I think it's an incredibly unfortunate situation," Chargers second-year safety Nasir Adderley said. "I mean, DJ's my guy... You don't want to see injuries happen to nobody, but especially seeing it happen to a person like him. Everyone knows what type of player he is. But the person he is, the leader, mentor, and all that it was really hard to see, especially come off his injury last year. So, we're supporting him and being there for him any way that we can. The game is better when he's out there."

Life can be cruel at times. Sometimes there is simply no rhyme or reason to explain what life offers up. In the NFL, that mantra holds true as well.

As a player on the top of the food chain when it comes to being a dominant force on the football field, James has seen the good as well as the bad.

The third-year defensive stalwart has ridden the high of a breakthrough season as a rookie and he has gone through a series of unfortunate events that have forced him to the sidelines and off the playing field.

After tearing up the league on his way to becoming an All-Pro safety in 2018, James was saddled with an injury that caused him to miss 11 of the 16 games played in the 2019 season. Speed-dial it to the 2020 season, and James was expected to be the same ferocious force on a very talented defense as he was back in his first season with the Chargers.

The chance for James to re-capture his on-field magic has come and went for this season. James, the Chargers announced, underwent successful surgery to repair a meniscus tear in his right knee.

James is expected to make a full recovery and be ready for the 2021 season. That's good news. However, the absence of James will be profoundly felt. Because he plays such an integral part in the Chargers' defense the news that James will miss the season before it even gets started is not something he nor the Chargers were prepared to hear.

"I'm sure everybody has heard the news about DJ (Derwin James). I spoke with him last night, late last night. He's home recovering. He's doing fine. Yeah, we're going to miss that young man," Chargers coach Anthony Lynn told reporters in a Zoom conference call. "We're going to miss for the season most likely. We have other guys on the team that's got to step up. But it's hard to step up and replace a young man like him with his intangibles. He's just as dynamic off the field as he is on the field. It's just unfortunate. We don't know why these things happen. The only thing that I can go back to is Proverbs 3:5 and 6: Lean not on your own understanding but trust the Lord in all your ways. That's always gotten me by, and I shared that with DJ. He's a man of faith, and if you pray, just keep him in your prayers."

The blow of losing James cannot be understated. But the Chargers may have already found their ram in the bush in the form of Adderley, whose football pedigree spells greatness. If he plays anywhere near the level that his cousin Pro Football Hall of Fame inductee Herb Adderley played at during his NFL heyday, the former Delaware star should be more than capable of handling his business.

Herb Adderley played nine of his 12 seasons in the NFL with the Green Bay Packers, played in four Super Bowls and earned five Pro Bowl nods. Listed at 6 feet and 206 pounds, Nasir Adderley is right at the playing weight of his older cousin which could work out well for him.

Now that doesn't mean the Chargers' draftee (No. 60) in the second round in the 2019 NFL Draft will have a bust in Canton, Ohio someday. It only means that the apple from the family tree didn't fall too far. With that said, Adderley could be the one to step into James' shoes. Those are some really big shoes to fill.

Lynn believes Adderley is capable of stepping up if he is called on to be the one to take James' place as the team's starting free safety.

"Whether he's ready or not, if that's the direction that we go he's going to have to be ready," Lynn said. "I have a lot of confidence in our secondary coaches to get him ready to play."

It's not a given yet that Adderley will be given the starting nod, not will free-agent free safety Earl Thomas looking for a home during the 2020 season.

"We're going to look at all options," Lynn said. "We'll take a look at all options."

Once the smoke clears from all the rosters cuts Lynn and the team will be making on their way to solidifying a 53-man roster, Adderley should be standing with the rest of the secondary talent the Chargers already have in place. That includes shutdown cornerbacks in Casey Hayward Jr. and Chris Harris Jr. Throw in veterans Rayshawn Jenkins, Desmond King, Michael Davis, as well as rookie Alohi Gilman (Notre Dame).

But with training camp, nothing is really for certain until that last roster spot has been claimed. In the case of Adderley, he is confident that his offseason preparation has put him in a position to have a great season.

"As far as me being ready for my opportunity, I've prepared and I trust my preparation," Adderley said. "I'm confident wherever they want to put me, whether that's free safety, strong safety, nickel. Coach (defensive backs coach Ron) Milus does a great job of making sure we're versatile and learning every single position."

One reason why Adderley feels he's ready to take on all-comers this season is the fact that he is doesn't have any nagging injuries weighing on him.

"It's really a blessing just being out here," Adderley said. "I haven't been healthy, fully healthy for a while, just going back to my Grade 3 ankle sprain I had in college right into the hamstring that kept lingering and lingering and getting worse. I'm just thankful to be out here and I'm just not taking any day for granted."

## Nasir Adderley on Opportunities and "Not Taking Any Day for Granted" in 2020

By Hayley Elwood  
Chargers.com  
September 2, 2020

The Bolts announced on Wednesday that Derwin James had successful knee surgery and will be placed on Injured Reserve.

While the situation is tough, and head coach Anthony Lynn said it'll be hard to replace James given his intangibles, it's an opportunity for younger players to step up.

One of those younger guys is Nasir Adderley.

The former second-round pick of the Bolts is feeling confident in approaching whatever comes his way in 2020.

"I'm prepared and I trust my preparation," Adderley said. "I'm confident wherever they want to put me, whether that's free safety, strong safety, nickel. Coach Milo (defensive backs coach Ron Milus) does a great job making sure we're versatile and learning every single position."

The former Blue Hen had a standout career at Delaware amassing 64 tackles, 22 passes defended, 11 interceptions and four forced fumbles in four years. Additionally, he led the team in interceptions (four) and passes defended (seven) his senior season.

Unfortunately, a nagging hamstring injury bothered Adderley his rookie year with the Chargers and he was placed on injured reserve in Week 8.

But it's been a long journey back and now fully healthy, he's appreciative of being able to play the game he loves without limitations.

"I was just telling some of the coaches, it's really a blessing just being out here after how long because I haven't been fully healthy for a while just going back to my grade-three ankle sprain I had in college and right into the hamstring that kept lingering and lingering and getting worse," he said. "I'm just thankful to be out here and I'm not taking any day for granted."

Back at the 2020 NFL Scouting Combine, Lynn called 2019 a "redshirt year" for Adderley and was hopeful that sitting out gave him a chance to learn from the veterans. Ask Adderley about 2019 and he'll tell you that the mental reps he took coupled with the veteran guidance he gained helped him tremendously.

"Being off the field was really hard for me 'cause I didn't miss any games my college career. One of my teammates from back in college he told me, when you're off the field, it's a great time to engage mentally and those mental reps could be crucial. I see them benefitting me on the field now ... Especially last year just being around guys like DJ (Derwin James,) Rayshawn (Jenkins,) Desmond (King,) those guys can play anywhere and they taught me a whole lot and I love playing with these guys."

Even defensive coordinator Gus Bradley noted a shift. As it goes, the biggest jump a player should take in the NFL is from year one to year two, and with Adderley saying that the game has "slowed down a lot," it seems 2020 will be predicated more on doing and not as much on thinking.

"Nas, he's done a really good job," Bradley reflected. "Just his mindset is changed, how he approaches the game. Those things that he's doing and he's showing up on the field in a consistent effort, he's caught our eye. We're fortunate to have a guy like that (who has) really taken a big step from where he was last year to this year."

## 'Better than I've ever been': A Q&A with Chargers safety Nasir Adderley

By Daniel Popper  
The Athletic  
August 24, 2020

Chargers safety Nasir Adderley went nearly two years without feeling fully healthy. It started with a high ankle sprain in his senior season at Delaware in the fall of 2018. Then came a hamstring injury he suffered while running the 40-yard dash at his Pro Day in spring of 2019 — an ailment that lingered and worsened throughout the early stages of his rookie year with the Chargers before he was placed on injured reserve in late October.

It was a nightmare of a debut season for the Chargers' 2019 second-round pick, one mostly spent searching for answers. But he has returned for Year 2 with a clear head — confident and ready to prove, finally, that he can play in this league.

I caught up with Adderley to discuss his frustrating 2019, the hamstring injury that derailed it and why he is so excited about his future with the Chargers.

What were your primary goals heading into this offseason?

Coming into this offseason, my goal was just to be healthy. I had a pretty tough two years, just with the high ankle sprain I had and then finally recovering from that, and then just dealing with that hamstring ever since. Pretty much, I just wanted to learn and understand what was really going on, so I've done my own research, reached out to many different doctors and stuff like that, just to figure out what was going on. I just wanted to truly learn about my body.

And so what did you find out through all that research?

So following the season, I actually learned — they told me I had a split in my tendon. So it's not like a traditional hamstring strain. Because I had a hamstring strain before in college, and I was back in like two to three days. So I understood that this was different, and it was hard. I'm not going to lie to you and act like it wasn't extremely frustrating. So basically, I had a split in my hamstring tendon, and it was called hamstring tendinosis, and it's pretty much when your tendons are overworked. Just given the type of person I am, I kept pushing it and pushing it trying to be out there, and it ultimately ended with me going to IR.

Just how frustrating was last season for you?

The biggest thing that was the frustrating part for me was people not knowing the type of person I am. Like, if I can be out there, I'm going to be out there. I understand soreness. I understand all that. I played through a whole bunch of different stuff. But I think the most frustrating thing was people thinking it was a normal hamstring strain, but in reality that wasn't what it was. So I think that was the biggest thing I had to deal with. But I've moved on, and it's a new year. I feel healthy and better than I've ever been, even in college. So I'm just excited to move forward and get better each day.

What was the process like getting healthy in the offseason? Was it just a matter of giving yourself some rest, or was there more to it?

That was the determining factor, because I tried a whole bunch of different stuff while I'd been dealing with it. And once I was actually able to sit down and let it heal, I felt a lot better. And I got a PRP (platelet-rich plasma injection) done. So pretty much, in your tendon, you don't have a lot of blood flow in that area, and that's why it takes longer for it to heal than a normal hamstring strain. So the PRP pretty much takes your blood and then puts your blood into that area to stimulate the healing process. So we did that, and that actually felt really good. It was really sore and stuff like that, and was still giving me a bunch of pain. It got to a point where I couldn't even squat comfortably. It was hard because I'd never really dealt with injuries to that extent. I would even say that was worse than my Grade 3 high ankle sprain. But I'm grateful I was able to overcome that. It feels good to be back out here. It's been a long time since I've been healthy and able to actually be myself on the field.

Just to get into that a little more, how exciting is it to finally be on the field and healthy? You seem like a different player, just from watching you in practice.

Man, it's an incredible feeling. Even just stepping out here is a blessing. Just being around the guys I'm with, getting coached by these coaches, I'm learning a lot, I'm getting a lot better each day. I'm not satisfied, but I'm comfortable in the sense of, I feel like I can be myself on the field. You know what I mean?

Obviously, there are a lot of moving pieces in this secondary. You've been in that free safety role with the second team. You've been playing a little bit of nickel with the first team. Where do you see yourself fitting in? And also, how big is having that versatility?

I learned versatility is key. I learned that at an early, early age, like in college, just being able to even start off as a corner and even having the background as a safety and even playing nickel, that helped me get to where I am now. Even guys like (former Chargers defensive backs) Adrian Phillips and Jaylen Watkins, guys that moved around, you see the type of production and the stuff they do. So that's one of the biggest things I took from last year. I'm confident in my ability to play wherever, so wherever the team needs me, that's what I'm going to be willing to do. We got a lot of dogs back there, and I know we can make a bunch of plays. And so I'm excited to play alongside those guys, wherever that may be.

How comfortable would you be, hypothetically, at outside corner? I know you haven't gotten any reps there in camp, but you did play there in college.

I'm confident playing anywhere. Obviously, it's going to take some additional learning and just diving into the playbook. That's something, going into Year 2 especially, I'm just trying to focus on other positions and knowing where my help is and what this guy is doing and why we're doing it. That's the biggest thing I learned from just going in from Year 1 to Year 2, just to promote that versatility. If you looked at last year, we had a lot of guys move around and play different positions, and that's only going to make us a better unit.

We got to talk to defensive coordinator Gus Bradley, and he specifically mentioned how you seem more mature this year. What went into that maturation? How much of it was just enduring what you did in 2019?

I just moved on. It was incredibly frustrating. So I pretty much just came in and said, last year is last year, and I'm going to leave that at that. And I'm just going to focus on this year and being the best I can be and be the best teammate I can and just helping out in any way I can. I've been diving in the playbook a lot, too, especially during the offseason. I just wanted to make sure that whenever my opportunity does come, I'm going to be ready, for sure.

## JOEY BOSA

### For Joey Bosa, 'It Means the World' to Stay in Powder Blue

By Chris Hayre  
Chargers.com  
August 4, 2020

Joey Bosa waited for his phone to ring from the team hotel parking lot last Tuesday, his bright blue car out of sight from those who would notice it.

The deadline for Chargers veterans to report to 2020 training camp was drawing closer, but Bosa's agent was about to deliver him big news: The Pro Bowl defensive end would be staying in powder blue for the foreseeable future.

"It was hard to contain my emotions coming in there getting [tested with] the swab," he said. "It helped that I had a mask on, probably, because I had a smirk underneath my mask walking in there."

It became official last Saturday: Bosa signed a multi-year extension with the Chargers, a reward for being one of the elite pass rushers in the NFL over the last four years. The 25-year-old will anchor a talented Los Angeles defense for the next several seasons. He'll also have a big say in the team's quest for a Super Bowl championship.

"For them just to believe in me and to want me to be a part of their team and to be kind of the face of the team for the next six years, it means the world," he said.

In four seasons with the Chargers, Bosa has 40 sacks, 53 tackles for loss and 82 quarterback hits — top ten in each category since 2016. Only Rams defensive tackle Aaron Donald (1.98) has hit the quarterback more on a per-game basis than Bosa (1.60) during that time.

Together with fellow defensive end Melvin Ingram, the two have combined for 72.5 sacks since 2016. Only the Vikings' duo of Danielle Hunter and Everson Griffen have had more sacks (83). The Chargers also added to the defense this offseason with the free-agent acquisitions of cornerback Chris Harris Jr. and defensive tackle Linval Joseph.

Perhaps most intriguing, though, is what Bosa and 24-year-old All-Pro safety Derwin James are capable of together for an entire season. The two have only shared the field for 12 regular-season games the past two years.

"I'm just excited to see what these guys can do," Bosa said. "We missed Derwin a hell of a lot last year for a big part of the season. So, hopefully knock on wood we all stay healthy out there, and I think if we get that group out there together it's going to be dangerous."

For the next five months, at least, Bosa will spend nearly every day with his football family, knowing he won't be leaving the franchise he was drafted to any time soon. It's what made last Tuesday's phone call with his immediate family so special.

"I think the best moment for me was when I got that call from my dad," Bosa said. "A lot of screaming. A lot of colorful language, but it was a great moment. ... Really that's what means the most to me, to make my family so proud."

## Joey Bosa went from stressful car wait to long-lasting Charger

By Gilbert Manzano  
Orange County Register  
August 3, 2020

Joey Bosa was under stress last week when his agent and the Chargers were approaching the final hours for striking a deal in time for the first day of training camp. Bosa's father, John, felt the brunt of the jitters.

"All right, calm down," the Chargers' star pass rusher recalled telling his father. "We'll have a good conversation later, hopefully."

The younger Bosa was right. He agreed to terms on a five-year, \$135 million contract extension, but instead of calling his father to deliver the life-changing news, he jumped out of his blue car and hustled to the Irvine hotel where the Chargers were having their training-camp check-ins and coronavirus testing.

Bosa made it with a few minutes to spare and hid a story-telling smirk underneath his black face covering.

The real story transpired outside the hotel where Bosa's car was parked. He waited there for about 10 minutes before his agent Brian Ayrault told him it was OK to go inside. Besides the hidden smirk, Bosa contained the emotions that came from receiving a record-setting contract and was tested for the first time this season.

"Got the swab and walked out," Bosa, who has since signed his contract, told reporters Monday in a Zoom news conference. "After that, a rush kinda came over me and made the calls to my parents."

"Best moment was when I got that call from my dad. A lot of screaming. A lot of colorful language. It was a great moment in the car. I was telling him, 'Stop, you're making me cry,' driving home. I was gonna crash, but it was just a great moment."

It's unknown if Bosa would have entered the hotel parking lot without the good-news call from his agent, but luckily for him and the Chargers, the worst-case scenario of a contract holdout didn't transpire.

"I don't have to worry about that," Bosa said.

John Bosa, a former Miami Dolphins defensive end, can now exhale until his younger son, Nick, is eligible for a contract extension in two years. Nick Bosa is already recognized as one of the best defensive ends in the NFL after a memorable rookie season with the San Francisco 49ers in 2019.

"He has his sights set on breaking that (contract) record very soon, which is awesome to be able to say that's even possible," Joey Bosa said about his brother.

Bosa knows his record-setting contract, which includes \$102 million in total guarantees, the most ever for a defensive player, won't stand for long, but he's just happy to reset the edge-rusher contract market and did it without the mess that came from his rookie-contract negotiations.

In 2016, Bosa missed his first training camp and didn't join a practice until Aug. 30 after a tedious contract dispute with the Chargers regarding guaranteed money.

"I think my holdout my rookie year could also have a part to play in it," Bosa said for why there was an emphasis in getting his extension done before training camp. "They know that I know what I bring to the team and I know my own value. ... I think they've seen the body of work I put in, and I don't think either of us wanted to butt heads, and I certainly didn't want to go anywhere else."

"I'm super happy here and I'm super happy with this team. (I'm) pumped for the coaches that I have."

Bosa, however, had his doubts about agreeing to an extension before the fifth and final year of his rookie contract. He said there wasn't a lot of dialogue between his agent and the team this offseason because of the uncertainty surrounding the season. Once the league and the NFL Players Association agreed on a deal for playing this season amid a pandemic, that's when negotiations heated up.

"Probably a few days before that, I would have said no way," Bosa said about getting a deal done, "but (last) Tuesday, things were moving pretty fast, and I think we both just wanted to get a deal done. We wanted to focus on the season ahead of us. Until the last few hours, I really didn't know. Even until the last 30 minutes, I didn't know."

"But just to be able to get it done before the season and not have any of that hang over my head or worried ... for it to be such a great contract and record breaking in all aspects, it's pretty shocking."

Bosa thanked the Spanos family for making him the defensive face of the franchise for the next six seasons and credited general manager Tom Telesco for being influential in striking a new deal before training camp.

Now, one of the premier edge rushers in the NFL can focus on helping his star-studded defense, which includes Derwin James, Chris Harris Jr., Casey Hayward and Melvin Ingram, dethrone the defending AFC West and Super Bowl champions, the Kansas City Chiefs.

Chiefs star quarterback Patrick Mahomes recently signed a massive contract that will keep him tied with the Chargers' division rival through the 2031 season. Telesco and the Spanos family can now take some comfort in knowing Bosa will be around for at least six of those years to chase him around.

It's been a strange offseason, but Bosa was on the field Monday for the team's first full workout of training camp. He was reminiscing with rookie defensive end Joe Gaziano about his first game with the Chargers in 2016 against the then-Oakland Raiders.

Many more games to come for Bosa and the Chargers.

## The Chargers gave Joey Bosa exactly what he deserved

By Daniel Popper  
July 28, 2020  
The Athletic

As of 4:50 p.m. Tuesday, Joey Bosa was nowhere to be found. The Chargers' COVID-19 testing window for veteran players, at their team hotel in Irvine, Calif., was closing in 10 minutes. It was no secret that Bosa was in search of a new contract, so his absence in that moment, with the clock ticking, seemed to speak volumes.

Two minutes later, Bosa arrived for his test at the Irvine Marriott. He spoke three words into the camera of the Chargers' social media team: "I made it."

He could have been speaking literally — as in, he made it to training camp. Or he could have been speaking figuratively — as in, he made it as the highest-paid non-quarterback in the history of the NFL.

Because less than two hours after Bosa reported, news broke that he had agreed to a gargantuan contract extension with the Chargers. The agreement was first reported by ESPN and was confirmed later Tuesday by the Chargers. ESPN reported that the extension is worth \$135 million over five new years, including \$78 million fully guaranteed at signing.

The contract has an average annual value of \$27 million. That is a record for a defensive player, beating out Myles Garrett, who signed a five-year, \$125 million extension with Cleveland this month. That is also important because Bosa has proven, through his production, to be at least as good a player as Garrett, if not better. He deserved at least a contract that valuable.

The money guaranteed at signing — \$78 million — also is eye-opening because it means Bosa will be receiving a sizable signing bonus, or money up front, in a time of substantial financial uncertainty, not just in the NFL but around the country and world. Still, we have to wait for the particulars of the deal to surface before we can determine how it affects future salary-cap hits and how much cash Bosa is actually receiving upon signing. For now, it appears Bosa will play the 2020 season on his fifth-year option — \$14.36 million — and his extension will start in 2021.

The important thing, for now, is this was a deal the Chargers absolutely had to get done. They passed on giving Melvin Gordon the contract extension he was looking for last offseason, largely with Bosa's extension in mind. Not paying a running back is one thing. Not paying a 25-year-old player at a premium position — edge rusher — is another.

I've detailed the statistics over and over again this offseason to show just how good Bosa has been in his first four seasons. He is one of only 11 players since the NFL started keeping sacks as an official stat in 1982 to total 40 sacks in his first 51 games. Four of those 11 players are in the Hall of Fame. Von Miller is a fifth who will get to Canton when he retires. Bosa is in elite company.

Perhaps more importantly to this contract, Bosa proved himself this past season as a fully rounded player. He missed more than half the season in 2018, but he returned in 2019 to put up huge numbers — 11.5 sacks, 20 TFL, 31 QB hits — in 16 games. He was remarkable both as a pass rusher and a run defender and often was the best player on the field for either team.

Bosa, on more than one Sunday, single-handedly kept the Chargers in games.

He is worthy of this contract in every way, shape and form. The Chargers, to their credit, gave him exactly what he was looking for — and, frankly, what he had earned based on Garrett's market-setting deal.

In classic Tom Telesco fashion, the Chargers general manager kept this close to the vest on a Monday Zoom call with reporters. He claimed to have not heard from Bosa's camp. Several times, he told reporters he did not want to discuss any contract negotiations. He didn't appear like a personnel decision-maker on the verge of inking a career-defining contract.

Credit to him, really.

Telesco did provide a hint, though, when he said he felt the Chargers were "set up pretty well for 2021 no matter what happens." That's even with some lingering uncertainty over what the salary cap will be next season, after COVID-related lost revenues.

Telesco has the ability to finagle his cap sheet — despite the possibility of the cap ceiling dropping to \$175 million next season — because of how many players are slated to come off the books after this season, including Melvin Ingram, Keenan Allen, Hunter Henry, Mike Pouncey, Tyrod Taylor and Denzel Perryman, who account for six of the nine highest cap hits in 2020, according to Over The Cap.

Telesco also has his hopeful 2021 quarterback starter, Justin Herbert, on a rookie deal, adding to the space he has to work with, even in a worst-case scenario. All that made this Bosa extension possible. At the same time, the deal will make it more difficult for the Chargers to keep all of those previously mentioned free agents next season.

But that's that nature of the NFL.

It comes down to this: The Chargers were in a position to get this done. They did. And now they will keep Bosa with the team for six more years.

A win for everyone involved.

## BRYAN BULAGA

### For Bryan Bulaga, a fresh start with Chargers — and, he insists, no hard feelings toward Packers

*By Jason Wilde  
Wisconsin State Journal  
March 25, 2020*

GREEN BAY — Bryan Bulaga will not be taking up surfing. As excited as he and his wife, Abbie, and the couple's two children are about their impending California adventure — whenever that actually begins — and his new job as the Los Angeles Chargers' starting right tackle, he has no intention of riding the waves of the Pacific Ocean or learning how to keep his 6-foot-5, 314-pound frame balanced atop a JS or O'Neill board.

"There's no way. No way," the now ex-Green Bay Packers tackle said with a laugh during an interview Tuesday on ESPN Wisconsin. "I'll still golf, but I don't know about the surfing. I don't think those two things would mix well — me and surfing."

Bulaga does believe he and the Chargers will be an excellent fit, however, even though he's a tried-and-true Midwestern guy who grew up outside of Chicago, went to college at Iowa and spent his first 10 NFL seasons in Green Bay. And he's excited about a new challenge with a new team — but with a familiar offensive line coach — after the Packers made it clear to him they were going to go in a different direction at his position.

That same day, Bulaga said the Packers reached out and let him know they appreciated all he'd done during his decade with the team — from helping the Packers win Super Bowl XLV as the youngest player ever to start a Super Bowl, to overcoming a myriad of injuries to anchor the line, to becoming an elder statesman and mentor as other veterans moved on — but had decided not to bring him back.

The Packers then quickly moved to sign ex-University of Wisconsin lineman Ricky Wagner, who'd been cut by the Detroit Lions, to a far less pricey two-year, \$11 million deal (\$3.5 million signing bonus) to serve as Bulaga's replacement in the lineup.

"There was some communication on the first day of the tampering period. I think from that point, we both kind of knew we were going to be going separate ways," Bulaga said. "I don't want anything to come off negative towards Green Bay because it really wasn't that at all. It was moreso that, 'Hey, this is our situation, and this is kind of the direction we're going to go. The organization made a decision and that's what they went with. Obviously, the move they made Monday early during the tampering period showed which direction they were going to go."

"I think we had a pretty good idea this could be the direction it was going to go early on. I wasn't shell-shocked or totally caught off guard. I wasn't blindsided by it. I wish everyone there well. I hope (the Packers) have a great year this year. I still have a lot of really good friends that I want to see do well and succeed and have good success."

Bulaga had an inkling he wasn't in the Packers' plans when Condon didn't hear from the club after the team's season-ending loss to the San Francisco 49ers in the NFC Championship Game on Jan. 19.

"That's the way this thing goes. Business decisions get made," Bulaga said. "That's life in the NFL."

For Bulaga, the transition to a new team will be helped by reuniting with offensive line coach James Campen, who joined Chargers head coach Anthony Lynn's staff earlier this offseason after spending the 2019 season with the Cleveland Browns. Campen was Bulaga's line coach in Green Bay from his rookie season in 2010 through the 2018 season before new coach Matt LaFleur opted to hire Adam Stenavich and part ways with Campen.

Not only was Campen vital to Bulaga's development, but he also understands what the now 31-year-old needs in terms of his practice schedule to stay healthy and sharp with limited work during the week.

"Personally, for me, from a football standpoint, and in my career, that was a big sell to me," Bulaga said of playing for Campen again. "Because of the relationship I have with Coach Campen and being under his tutelage for nine years, and the relationship that we've built, and him understanding the type of player and the type of guy I am. But also, where I'm at (in my career), the maintenance we need to do and what I'll need day-in and day-out in practice."

"That was a big sell to me. Obviously, going to an unfamiliar place and having a familiar face there was a big deal for me. Abbie is really good friends with Coach Campen's wife, so it's a good situation, for sure."

Bulaga said experiencing the transition from ex-coach Mike McCarthy and his staff to LaFleur and a new offensive system — including a different run-blocking system that relied more heavily on zone schemes — will benefit him as he starts over with a new team.

"I'm excited about it — getting to know a whole new set of guys and building new relationships, experiencing that," Bulaga said. "I've had the same locker for 10 years in Green Bay. It's been the same thing for the last 10 years, so being able to get into a new locker room and get to know new people, yeah, it's a little nerve-racking. You want to make sure you fit into the culture that coach Lynn has built out there. But also, for me, just making sure I perform at the highest level I can. When you do that, you'll fit into the culture fine."

"Everyone likes to win. That's the whole point of this thing. With Coach Campen in his first year there too, him and I will be getting to know the pulse of that o-line room together. It's a matter of getting there and getting to know these guys and trying to get on the same page as them as quickly as possible. I kind of felt that way this last year with Coach LaFleur coming in and bringing in a new scheme. Yeah, the guys were the same, but it was a whole new experience learning a new offense and getting comfortable with that. I do have a little experience and the transition in Green Bay to bring out to L.A."

With Bulaga moving on and veteran defensive back Tramon Williams still unsigned, it's possible the Packers will enter the 2020 season with only two holdovers from their Super Bowl XLV-winning 2010 team: quarterback Aaron Rodgers and kicker Mason Crosby. Bulaga mentioned them, as well as left tackle David Bakhtiari, center Corey Linsley, fellow offensive linemen Billy Turner, Elgton Jenkins and Lucas Patrick, and a host of support staffers (equipment staffer Tim Odea, athletic trainers Bryan Engel and Nate Weir) as those he'll miss from his time in Green Bay.

At the same time, he's eager to get started with the Chargers — despite the uncertainty created by the COVID-19 pandemic that has him staying at his off-season home in Florida for the foreseeable future.

"There's absolutely no hard feelings. I had a great 10 years in Green Bay. I loved my time there. Met a lot of great people. A lot of great friendships I'll have for a lifetime," Bulaga said. "That's the way it goes. My wife and I are pretty excited about this new chapter. Heading out west — whenever we get to head out west — we're excited about it. This is going to be something totally different than what we're used to. A definite change of pace but it's something we're definitely looking forward to and I'm ready to experience what the West Coast has to offer.

"But those guys that you're with day in and day out and they're pretty much family because you see them more than you see your family, those are the types of things you miss. Those relationships, it's not that I'm going to replace them, I'm just going to build some new ones. I won't forget my guys in Green Bay."

## AUSTIN EKELER

### The Night Austin Ekeler Made the Chargers

By Chris Hayre  
Chargers.com  
September 4, 2020

Three years ago this week, Austin Ekeler entered the Chargers' preseason finale against the San Francisco 49ers knowing that a roster spot depended on his performance.

The undrafted rookie running back from Western State wore No. 3, an unassuming number given to the longshots. What transpired that night in Santa Clara was the beginning of NFL stardom for the ultimate underdog.

"I just remember the importance of that game, especially for the undrafted guys or people [who] may be on the bubble," Ekeler said. "... Just going into that game, just remembering, 'Hey, I studied all my notes. I studied everything, I'm ready to play. Now, it's just go out there and give 100 percent effort and leave it on the field.'"

Ekeler rushed eight times for 50 yards and caught three passes for 58 yards, while playing 44 percent of the special teams snaps. He took full advantage of what he said were those most reps he received that entire camp.

Chargers offensive coordinator Shane Steichen remembers that game well. He was the team's quarterbacks coach in 2017 and has seen Ekeler develop into one of the game's top backs, who's now a leader on the 2020 offense.

"He grinded that," Steichen said. "He knew his opportunity coming as a free agent, he had to do what he had to do. And for him to grow into what he's done is very impressive."

Ekeler caught 92 passes last year — second among running backs to only Carolina's Christian McCaffrey's 116. What's remarkable about that is this: McCaffrey was on the field for 440 more offensive snaps than Ekeler.

Efficiency has been his calling card. Ekeler led the league last season in catch percentage (85.2) among those who received over 50 targets. He can line up anywhere on the field and is regarded as one of the most versatile offensive weapons in football.

All of this is a reminder of how thin a margin it is to make an NFL roster. Had the 2017 version of Ekeler been dropped into the same situation in 2020, he said he's not sure he would make the team.

Instead, he's morphed into a star at the position. Had you told Ekeler that as he was running out of the tunnel of Levi's Stadium in August 2017, this would be the response:

"He would say, 'Man, really? I got a lot of work to do. I better step up.'"

"That's kind of been my mindset, is just progress," Ekeler continued. "Do better than I did as far as efficiency and just helping the team than I did last year."

### Newly extended Chargers RB Austin Ekeler reflects on undrafted past

By Tory Z. Roy  
ESPN.com  
August 14, 2020

IRVINE, Calif. — Austin Ekeler was nervous.

In the spring of 2017, the last day of Los Angeles Chargers OTAs, the undrafted rookie out of Western Colorado was sitting in the office of newly minted Chargers head coach Anthony Lynn. His mind was racing. But he had no idea what to say.

He knew he hadn't had the strongest performance, but not because of lack of effort on his part. Ekeler is a self-described gym rat. Growing up in rural Briggsdale, Colorado, he spent his summers pitching fences for his then-stepfather's fencing company from sunrise until sundown. Work ethic has never been an issue. He just wasn't getting reps.

"I wanted to get on the field and show I'm a great athlete. I can run, I can catch, I can tackle. I could do whatever you need me to do," Ekeler recalled recently from his home in Irvine. "And so, I remember going to my running back coach and asking, 'Hey, man, what do I need to do to get more reps?'"

It's hard to imagine Ekeler being in that place, considering what he accomplished in his breakout 2019 season. His 92 receptions for 993 yards were behind only Carolina's Christian McCaffrey and his eight touchdown receptions topped all running backs and were the most in one season by an undrafted running back. He also added 557 yards and three touchdowns rushing.

On March 6, the tireless hard work — ingrained in him from those miserable Colorado summers — earned him a four-year, \$24.5 million contract extension, with \$15 million guaranteed.

But as one of six running backs in camp in 2017, Ekeler's reps were limited. He would get six or fewer on some days during an entire practice. The team's starting running back was getting almost all of them.

"Melvin Gordon was the No. 1 guy and [former running backs coach Alfredo Roberts] was like, 'I need to get him as many looks as he can get because he's our guy right now.' And that was a little discouraging because I didn't know that going in," Ekeler said.

As he sat in the spotless yet sparsely furnished kitchen of his new home — which he moved into this spring just as the coronavirus pandemic halted everything, including furniture deliveries — the details from that spring and summer came back easily. For Ekeler, a relentless perfectionist, his disappointing performance was at the forefront.

"I didn't have a perfect camp by any means," he said. "I was making mistakes left and right. I was playing really slow just because I was thinking so much."

The realization of his place in the pecking order was sobering for Ekeler, but it didn't dissuade him. Minicamp and training camp were still ahead; then, there was a month and a half before the regular season began. He had time. He also had nothing to lose.

It's a lesson from Ekeler's journey: It never hurts to ask.

"So when it came to the end of camp," he said, "I was thinking, 'OK, I gave everything I could.' I wanted to make sure that I went and talked to my coaches to see what I needed to work on. I went straight to Coach Lynn. I had never talked to him before."

Ekeler was nervous. Sweaty and shook, with Lynn staring at him, Ekeler struggled to find the words to explain his intentions. Stumbling, he finally settled on: "I like the way you coach!" Even now, three years later, Ekeler can't help but look down, shake his head and laugh about that.

"And then I remember asking, 'What do I have to do to make the team?'" Ekeler said.

Lynn didn't waste any time, giving Ekeler a brief to-do list. "Protect the quarterback. Hang on to the ball. Go talk to Coach Stew."

Confused, but without losing that youthful, rookie optimism, Ekeler obliged.

"OK, well that doesn't really give me anything," he recalled thinking. "So hopefully I can get something from Coach Stew."

George Stewart, the Chargers' special teams coordinator, has been an NFL coach since 1989;



he spent 17 years as a wide receivers coach for the San Francisco 49ers, Atlanta Falcons and Minnesota Vikings. But that isn't why Lynn sent Ekeler his way.

"They'll come to me, but he wasn't passing them off," Stewart said from his office in Costa Mesa. "He just knows that for a young player to have ability to make an impact early on the football team, [it] is through special teams."

Stewart remembers Ekeler's approach vividly.

"When I first saw him," he said, "I thought he was a ball boy coming up to ask me questions about the balls at practice.

"I know what it's like. I was an undrafted free agent coming to league in 1981 [as a guard from Arkansas]. I love my draft choices, but I'm always partial to those guys because it's like they don't get a fair shake sometimes."

The meeting lasted more than 40 minutes, with Stewart laying out in detail his vision for Ekeler that summer.

"He was telling me, 'I could see you on kickoffs, on punt, make sure you're doing this, you need to work on that.'" Ekeler said. "And so I was writing all this stuff down, and I told my running back coach, I said, 'Look, I'm making this team.' He chuckled and was like, 'Yeah, we got a lot of work to do.'"

"He was a pest," Stewart said, laughing. "I'm just being real. He wanted to make our team so bad. I heard the old saying, 'Hungry mouth always gets fed.' And he was the guy who had a hungry mouth."

Ekeler emerged from the Chargers' complex free from the nerves that had plagued him the entire afternoon. But as he walked, he read over the notes he made from those meetings: his to-do list. Suddenly, he felt lost.

"I had a little bit of an uneasy feeling," he said. "I understood that it was a long shot for me, but I was willing to do anything it took. I was all-in."

For the following weeks, Ekeler -- the gym rat, the pest -- proved it. He embraced special teams.

"I knew I needed to stand out somehow," Ekeler explained. "People were emphasizing how important special teams were for backups. And so, that caught my focus. I wasn't even on special teams. I was on scout-team special teams."

Word of Ekeler's physical abilities and on-field demeanor quickly began to catch on.

"He's making plays in the punt team and he's heckling people on kickoffs," Stewart recalled. "He's doing a great job returning kicks. I remember talking to Coach Lynn, and I'm saying, 'Coach, we have a guy here that's pretty doggone good. We can't block him. He's a little pest. You think I'm kidding, but this Austin Ekeler's going to make our football team.'"

At the end of summer 2017, back at Chargers Park in San Diego, the Chargers held their first official team meeting. Lynn took a moment to congratulate the players who made the team. He then singled out Ekeler, the undrafted rookie out of Western Colorado, and signaled for him to stand up.

After a long applause, Lynn looked at Ekeler, who still remembers exactly how his coach introduced him.

"Ekeler came to me and asked me how he could make the team," Lynn shared with the room. "And I didn't even know his name."

On July 28, Ekeler, sporting a powder-blue medical-grade face mask, walked into the Chargers' training facility with the self-assurance of someone who belongs, someone with \$15 million in the bank. The poise to approach coaches as an undrafted rookie, the anxiety and uncertainty that followed and, eventually, the clarity of what he needed to do all contributed to the growth and maturity of his character in only three seasons.

"Looking back, I feel like I did most of the right steps," Ekeler said. "Maybe I could have done something different here and there, but now I try to share that experience with all the young guys coming in. It's about trying to get yourself an opportunity to get on the field, to show coaches that they can trust you, that you can make plays."

"It was just one of those situations that he wanted to make a change for himself as a pro football player, wanted to have opportunities to make something happen," Stewart said. "And he didn't say, 'Running back.' He didn't say, 'I want to be a kicker.' He said, 'I want to play pro football.'"

Ekeler doesn't like to dwell on those impromptu meetings three years ago. But he looks back at that day fondly, knowing he made his intentions clear, and his intuition was right:

It never hurts to ask.

## ALOHI GILMAN

### The Chargers' Alohi Gilman's tiny Hawaiian hometown is a football factory

*By Daniel Popper  
The Athletic  
May 29, 2020*

Close your eyes, take a deep breath and join me on a vacation to the north shore of Oahu. We are in the tiny coastal town of Laie. It's 83 degrees.

You are resting on the beach, feet buried in the glistening sand. You can hear the crash of the waves. The water is so clear you can see fish swimming and seaweed milling about. The sun magnifies the vibrant tropical colors around you. The Hawaiian breeze hits your face, and as it blows past you, you can feel, viscerally, your stress being carried along with it.

You sense an unavoidable connection to the island and to this town. You think you know it. The beauty creates that illusion.

But you have to travel inland to truly understand this place. You have to find a grass field with two goalposts and white hashmarks. And you have to see the children of this community — of Laie, a town with a population of 6,111 — running and training, throwing and catching, doing the one thing they were always destined to do.

Playing football.

This is where new Chargers safety Alohi Gilman, a sixth-round pick in last month's draft out of Notre Dame, was born and raised, down the street from his friend and mentor Manti Te'o, whom the Chargers drafted in the second round in 2013 also out of Notre Dame.

"Everybody would always ask me, when I tell them I'm from Hawaii, they would ask, 'Oh, do you surf?'" Te'o said. "But in our town, we grew up playing football."

Gilman is merely the latest example in what Te'o calls a "lineage of excellence in football" among the people of Laie. Utah linebacker Bradlee Anae, who is also from Laie and played at the same high school as Gilman, was also drafted last month in the fifth round by the Cowboys.

"It's not a big town," said Te'o, who played seven NFL seasons and is currently a free agent. "But there's a lot of talent in that little town."

Gilman and Anae are the sixth and seventh players from Laie to make it to the NFL since 2005, according to Pro Football Reference. Dozens more have played Division I.

"It runs in the blood," Te'o said. "My grandfather played football. His father played football. Everybody just plays football. So when we're born, it's not like we're going to be baseball players. You're going to play ball."

"We take pride in our football," said Gilman, who is residing in Laie during quarantine. "Everyone out here, we don't really have much, but football is a way for us to escape. We're a culture of a lot of passion."

Gilman was introduced to the game through his father, Asai, a prominent football figure in Laie.

Asai Gilman, who played at Southern Utah, was one of the first people in Hawaii to organize football camps where college coaches could come and get looks at local players.

With his wife and Alohi's mother Keawe, Asai Gilman founded Edu-1st, a non-profit "committed to helping Hawaii's youth better prepare themselves for college and career success." They used the football camps, run by his DB Tech Academy training group, as a vehicle to create higher-education opportunities for the youth of Laie.

"They're one of those families that went out of their way to give a lot of student athletes in our area exposure with some of the camps they used to run back in the day," Te'o said.

"Alohi's father is one of those people who helped to add to the movement, add value and give us young kids a vision of what could be," Te'o added. "We all were told, 'You need to make it to college.' That was the main thing. You need to make it to college. We can't afford to pay for your college, so you're going to play football so that you can get a scholarship so you can go to college. That was the main goal. And his dad was one of those guys who went and sacrificed the things he needed to sacrifice so that he could give his kids the best opportunity and the best chances to go to college."

Alohi Gilman was at those camps, looking on initially because he is six years younger than Te'o.

"I was able to see, at a young age, college coaches coaching high school guys and how that whole dynamic worked," Gilman said.

These camps are simply a byproduct of a rich football culture, one with significant history.

Te'o believes there are two main factors that have allowed such a small town to produce so much talent.

"One is that the Church of Jesus Christ of Latter-day Saints (the Mormon church) is huge in that town, so with that there is a family dynamic that is second to none," Te'o said. "The family dynamic that is built in that town is that anchor for that town. Everybody is family oriented. Everybody grows up knowing everybody. I know my neighbor. My auntie lives down the street. My other uncle lives two blocks over. So we all grew up that way, and we all are connected in that way."

"Two is who we call the kapunas," Te'o said. "The kapunas are the OGs. Those are those people that kind of blazed the trail for us."

Kapuna literally translates to "grandpa." But for the youngsters of Laie, it refers to those football players who achieved success before it was commonplace.

The patriarch of this group is Junior Ah You — or "Uncle Junior Ah You" as Te'o calls him. Ah You was born in American Samoa before moving to Hawaii and starring in football at Kahuku High, the public school where both Alohi Gilman and Anae played, and where Asai Gilman coached.

Ah You went on to play for Arizona State, leading the Sun Devils to a Peach Bowl victory in 1970 and a Fiesta Bowl victory in 1971. He then spent a decade in the CFL before finishing his professional career in the USFL.

"That is what makes Laie special," Te'o said. "The kapunas in our community."

"You have this melting pot of cultures and this religious background that kind of brings them altogether," he added. "And then you combine that with the natural abilities that come with being Polynesian and all of the standards and the protocol that comes with being Polynesian, and you mesh that into a huge pot. You get what everybody would consider a pretty good football player. You just stick a pigskin in their hand and teach them fundamentals, and they've already had that foundation of what it takes to play the game. You just have to lead them."

Alohi Gilman is tasked with upholding this esteemed heritage.

"It means a lot," he said. "Being able to represent my community, represent who we are, not only on the field, but off the field. Being able to inspire the kids in my state and show that sense of pride of our community and where we're from and how we hold ourselves. Hopefully in this next step, I'll be able to inspire some more youth and represent this state to the best of my ability."

## CHRIS HARRIS JR.

### Chargers happy to have former Broncos nemesis Chris Harris Jr. on their side

By Jeff Miller  
Los Angeles Times  
June 25, 2020

His team had trailed 24-0 at halftime, but now he was sprinting uncontested toward the end zone to cap a run of 35 unanswered points and the most unlikely of victories.

By the time Chris Harris Jr. scored, Philip Rivers could be seen in the background growling with anger about the exclamation-point interception he had just thrown.

"I remember at one point in that game he said something like, 'Go back to Arkansas,' " Harris recently recalled, laughing. "Philip had no idea where I was from."

Undrafted out of Kansas, Harris established himself in the NFL in that game. Eight years ago. On "Monday Night Football." In his second season. Against the Chargers, his new team in 2020.

He had shown himself to be a potential full-time starter the year before, as a rookie on a Denver team that was building toward making two Super Bowl appearances in three years. But, on Oct. 15, 2012, in the Broncos' stirring 35-24 win at Qualcomm Stadium, Harris cemented his future with a pair of interceptions, the second of which ended the scoring in the final three minutes.

"That was the game that showed I should be a regular starter," Harris said. "It was a big game for everyone to see. I think it really proved I didn't have a fluke rookie year."

Entering the 2020 season, through the whims of free agency, Rivers is gone and Harris is a Charger as the team transitions into a new era.

This will be Harris' 10th year in the league, with the veteran cornerback expected to boost a secondary and a defense both forecast to be among the NFL's finest.

"I feel like he still has a lot in the tank," Chargers safety Derwin James said. "Adding him will allow the defense to be very multiple. ... His tape speaks for itself. There's a lot you can learn from a guy like that."

Harris, who just turned 31, was the catalyst behind Denver's "No-Fly Zone," which once dominated opposing passing games.

He is a four-time Pro Bowler and was named All-Pro after the 2016 season. He has won awards for his toughness and for his professionalism. He was the Broncos' Walter Payton Man of the Year nominee three years ago.

"I'm hungry. My mindset now is like I've got to reinvent myself, reprove everything."

With Harris, Denver was routinely a top-five defense against the pass until sliding to the middle the rankings the past two seasons. He can play outside and has lined up at safety but is considered a premiere slot corner.

"My story's not done," Harris said. "I've got a lot of goals I still want to accomplish, starting this year. I'm hungry. My mindset now is like I've got to reinvent myself, reprove everything. That gives me a lot of motivation."

Yes, Harris brings plenty to the Chargers, including the sort of perseverance that enabled him to become a star after being listed as a fourth-stringer for his first NFL exhibition game.

During his four years at Kansas, he went from playing on a team that won 12 games to one that won three. He endured a position switch and a coaching change and, while accumulating nearly 300 tackles, had only three interceptions.

In the 2011 draft, all 32 teams repeatedly passed on Harris — 254 draft selections and no phone call. He was deemed unfit while 53 other defensive backs were taken.

When the Broncos finally signed Harris, they gave him a three-year deal worth up to \$1.3 million but with only his \$2,000 signing bonus guaranteed. He used part of that bonus to treat himself to the newest PlayStation.

Five years ago, in a story for The Players' Tribune, Harris detailed the relentless motivation he gained from not being drafted, noting, "Every play is an opportunity to prove wrong everyone who did not recognize my talent."

He concluded the story by writing, "I know there is only one way to make sure that people never forget my name. Win the Super Bowl." Six months later, Denver beat Carolina in Super Bowl 50.

"That was the goal, man," Harris said. "I actually had forgot about that story. But we had such a talented team that it was like, 'We gotta win it this year or we might not ever win it.' "

Harris also brings to the Chargers a notable nickname. He explained that it was his cousin who first called him "Strap." The Broncos were gathered in a tunnel before a game a few years ago when his cousin shouted the nickname from the stands nearby.

"It's like I'm strapping you in and locking you up," Harris said. "A couple cats heard him and from there everyone sort of picked up on it and it stuck."

At the urging of his wife, Leah, Harris has added to his "Strap" persona by occasionally incorporating a celebration where he mimics using a seat belt.

His wild ride in Denver, from undrafted to unparalleled, is over. Now Harris hopes to continue to roll as a reborn, incoming veteran.

"It's a new and uncomfortable situation," he said. "I was a Bronco for so long. I'm going somewhere new and doing something different. But when you're in uncomfortable situations, that's when you can get great growth."

## CASEY HAYWARD JR.

### Casey Hayward Named AFC Defensive Player of the Week

*Chargers Communications*  
September 16, 2020

Los Angeles Chargers cornerback Casey Hayward Jr. today was named the AFC Defensive Player of the Week by the league office. Previously an AFC Defensive Player of the Month recipient, the weekly honor is the first of Hayward's career.

Hayward, voted a captain for the first time in his career, led by example on Sunday, finishing with 12 tackles (all solo) and a pair of passes defended. The performance made him the first defensive back since at least 2000 to have more than 10 solo tackles and two passes defended on Kickoff Weekend.

The Vanderbilt product broke up a would-be touchdown pass to A.J. Green in the third quarter and his last tackle prevented a touchdown with less than 20 seconds remaining, preserving Los Angeles' three-point victory. Hayward is 10th player acquired by General Manager Tom Telesco to win player of the week honors.

Los Angeles opens its new SoFi Stadium home on Sunday, Sept. 20, against the Kansas City Chiefs.

## JUSTIN HERBERT

### Justin Herbert's second start is a big deal for Chargers, his parents and Eugene

*By Jeff Miller*  
*Los Angeles Times*  
September 26, 2020

When the Chargers trotted onto the field last weekend to face Kansas City, they were nearly nine-point underdogs.

And that was before anyone knew who wouldn't be trotting onto that field.

Veteran quarterback Tyrod Taylor was replaced moments before kickoff by rookie Justin Herbert after a pregame medical accident resulted in Taylor suffering a punctured lung.

"If they had said, 'Oh, yeah, and the quarterback is going to be Justin and he's going to find out five seconds before he goes on the field,' the spread would have been 19 or 29," Mark Herbert said. "But you know what? It doesn't always go that way."

No, it doesn't. Not always. Sometimes, in fact, it goes sideways.

That's what happened when Mark, Justin's father, turned the television channel to the start of Chargers-Chiefs after noticing on his phone that the game was about to kick off.

The first thing he saw was the last thing he expected to see, his middle son's face up close just as Justin was heading for the huddle.

"He's starting!" Mark said he yelled to his wife, Holly, who was in another room. Her response was a predictable one: "What?!"

Justin's NFL debut was a chaotic one that nobody — from the Chargers' SoFi Stadium locker room to the Herbert's family home in Eugene, Ore. — knew was coming.

Thanks to modern-day technology, everyone who mattered most was aware within a minute.

Justin's older brother, Mitchell, started watching the game on his phone in a library at Columbia University, where he's a medical student.

Patrick, Justin's little brother, raced home with three of his buddies, and they positioned themselves on the couch.

Mark stood behind them and watched Justin throw for 311 yards and a touchdown, pushing the Super Bowl champion Chiefs into overtime before the Chargers fell 23-20. Mark never did sit down.

"It's almost indescribable," he said of the emotion he was experiencing. "There is no greater feeling than watching your son or daughter have success at something they truly love and want to do."

Justin will make his second career start Sunday when the Chargers meet Carolina at SoFi Stadium.

This is all a very big deal in Eugene, where Justin played in high school and college. The local CBS affiliate even decided to switch to the Chargers-Panthers game after learning Herbert would remain the starter.

KVAL's original plan — the station is permitted to air one game Sunday — was to show a pretty good earlier matchup: Las Vegas-New England.

Now, imagine if Herbert and the Chargers had completed the upset by holding on to beat Kansas City. They had an 11-point lead in the final four minutes of the third quarter.

Instead, they were buried by 2018 NFL MVP Patrick Mahomes, on a field that sits nearly 100 feet underground.

"You just want your kids to get opportunities," Mark said. "They were so close to making that opportunity perfect. Dang it, that would have been epic. It's corny, I know."

Unlike a week ago, the Chargers are favored over Carolina. Also different: Herbert has had days, not nanoseconds, to prepare. Coach Anthony Lynn said Herbert was at the team facility Tuesday to start watching tape at 6:30 a.m.

Herbert also ran for a touchdown in his debut, on a four-yard dash around the right end, a sprint that ended with the rookie taking a hit from Chiefs defensive end Mike Danna.

"I think he just showed some toughness," running back Austin Ekeler said. "He did take some shots and he bounced right back up."

Herbert pinpointed a 25-yard completion to Keenan Allen over the middle and between two defenders. His 14-yard touchdown throw to Jalen Guyton was expertly placed and timed, coming on third and goal.

In Eugene, Mark said watching his son's first NFL game brought back some familiar images.

The touchdown run looked a lot like his first score for Oregon in a game against Washington State. One of the hits he absorbed resembled a shot on which he suffered a broken collarbone against California.

That's all part of being a quarterback's dad, even if nothing readied this quarterback's dad for the most surprising of starts.

"You feel good that he's in the right spot, with the right people," Mark said. "There's going to be heartbreak. There's going to be good things. But he's enjoying what's he's doing. You like to hear that."

### Is Justin Herbert the next Philip Rivers for Chargers? 'He doesn't play like a rookie'

*By Jeff Miller*  
*Los Angeles Times*  
September 8, 2020

He was asked about the Chargers' new offense this season, an offense that is expected to be more ground-bound.

Defensive end Joey Bosa did not hesitate before launching into an answer that offered a counterpoint.

"Who knows?" he said. "Maybe Herbert's going to be an absolute beast out there, throwing dimes left and right, and we could end up relying on his arm more and more throughout the year."

At this point, Bosa was reminded that Justin Herbert isn't the Chargers' current starting quarterback.

The NFL's highest-paid defensive player of all time then went on the offensive, apologizing to Tyrod Taylor and trying to laugh off a funny yet awkward moment.

Here was a normally charging defensive end, a celebrated pass-rushing machine, suddenly backpedaling like a frantic free safety.

That's where the Chargers stand at football's most important position as the 2020 season opener approaches.

They are in full transition, from one franchise icon in Philip Rivers to potentially their next franchise icon in Herbert.

In between is Taylor, a 10th-year veteran who backed up Rivers last season and will be given the chance to lead a team many observers project as a playoff contender.

If Taylor succeeds and the Chargers win, Herbert might not play a meaningful snap all season. If Taylor and the Chargers fail, Herbert and the franchise's future could arrive sooner than scheduled.

"We're trying to develop a quarterback, but a lot of these young guys are trying to develop," coach Anthony Lynn said. "Yes, we want to win at the same time. I understand that we can't rush this process."

"It's going to come to Justin. He's an extremely hard-working young man. I like where he's at right now with his development. ... If he continues this way, then he's going to be just fine."

In April, Herbert was the sixth overall pick in the NFL draft, a lofty position that brought with it a guaranteed \$26.5-million investment and all the expectations attached to that sort of dollar figure.

Soon after, he was so eager to begin his professional career that Herbert drove from his family's home in Oregon to Orange County to work with a local quarterback coach during a pandemic that, at times, threatened to shut down all of society.

He traveled a great distance to work on many things, not the least of which was something as basic as the football itself: receiving a snap from center.

In four years at Oregon, Herbert threw 1,293 passes. Every one of them originated from the shotgun formation.

Of the first 10 snaps in Herbert's first practice of his first NFL training camp, eight came from under center. Each exchange was flawless.

"He has surpassed my expectations in fundamentally acclimating to the pro game," Chargers quarterbacks coach Pep Hamilton said. "He did an excellent job over the summer of working on things that would be expected once he got here."

In college, Herbert was known for his strong arm and fleet feet. At 6 feet 6 and 236 pounds, he is one inch taller and a few pounds lighter than Cam Newton, a quarterback so large that former NFL defensive tackle Gerald McCoy once said Newton should be ruled illegal for the position.

Appearance-wise, Hamilton said Herbert reminds him of Vinny Testaverde, who is 6-5 and spent two decades as an NFL quarterback. As with Testaverde, Herbert possesses what Hamilton called "a very efficient throwing process."

"You hardly ever see Justin throw a ball that's not a tight spiral," Hamilton said. "He has the ability to attack the entire field with the arm talent that he has."

That talent will be on display at some point for Chargers fans, though no one can be certain when that point will arrive.

Rivers sat for two years before he started. Patrick Mahomes started one game as a rookie. Dak Prescott, Carson Wentz, Russell Wilson and Matt Ryan all started from the first snaps of their first seasons.

Herbert had his moments during his initial NFL training camp, hitting tight end Stephen Anderson on a streaking seam route one day and another day zipping a ball to fellow rookie Joe Reed through the slightest of windows.

"He does a heck of a job of staying in the pocket when the pressure's coming," offensive coordinator Shane Steichen said. "He hasn't flinched yet. So that's a big sign of success down the road as he continues to grow in the system and in this league."

Said defensive coordinator Gus Bradley, "He doesn't play like a rookie quarterback."

Oftentimes after practice, Herbert and fellow backup Easton Stick would remain on the field, tossing passes into nets and attempting to perfect their footwork.

These sorts of quiet moments are a long way from Sunday afternoons at SoFi Stadium but also necessary steps to get there.

For now, it's Taylor starting and Herbert waiting in a Chargers quarterback room where the present and the future must coexist.

"It's all love," Taylor said. "We're on the same team. We're trying to accomplish the same goal ... just natural competition and everyone bringing their best game. That's good for our room, good for our offense and good for our team."

## Justin Herbert Finding Guidance in A Familiar Face

*By Hayley Elwood  
Chargers.com  
August 27, 2020*

Being a rookie in 2020 is virtually – no pun intended – uncharted territory.

Whereas training camp would usually be a checked box in their offseason program schedule, it's become the first time they've gotten to take the field as members of their newest team.

For Justin Herbert, despite having no OTAs or minicamp, he did get an opportunity to work out with some of his teammates before camp began. But in order to further his development, he also turned to someone who came before him for advice on being a pro.

That person Herbert named was former Chargers and Oregon QB, Kellen Clemens.

"One of the guys that I actually ended up talking with was Kellen Clemens who played here a couple years ago," Herbert said. "He's one of those Oregon guys that has been so helpful and is a mentor of mine and I've really looked up to him. He had some great things to offer, a bunch of advice to give, so it was really good to speak with him."

As for that advice?

"He told me your career is never going to be always uphill," Herbert reflected. "There are going to be ups and downs and at the end of the day, you need to get better. You're going to make mistakes along the way. It's not about how high it gets or how low it gets. It's always about climbing back up and doing better the next day, and never letting your past mistakes affect your future. So he really helped me with that."

As a Duck alum and Oregon native and resident, Clemens had a front row seat to Herbert's college career. Back in the spring, he discussed what the Bolts were getting in the player now donning No. 10.

"I'm excited for the Chargers because I think they're getting a really good, solid player," Clemens said. "Obviously, he's got the size, he's got the athleticism. He's obviously smart enough when you look at his GPA. I'm excited for the Chargers because I think he's going to be a good fit."

"(Herbert) just does it the right way. You're never going to read his name in the papers for something like (if he) was out at 2:00 a.m. or in the wrong place at the wrong time. You're not going to do that with him. I've got a 10-year-old son, and when he starts to ask me, 'Dad, is this guy a good role model?' I'm trying to steer him in the direction of guys he can emulate both on the field and off the field. Justin was just one of those guys. You watch him in an interview, he's well-spoken. I still am in touch with people at the university and you ask (questions like,) what type of guy he is, is he a good leader? Is he a good teammate? How is he in the community? And Justin was unanimous and checked all the boxes of all of those (questions)."

Herbert's taken the advice Clemens gave him to heart.

With camp now in full swing, he discussed the biggest thing he's learned so far and how it's a lesson he'll keep with him as his career progresses.

"Being a good quarterback does not come down to every single little play," Herbert said. "It's much bigger than that. It's always about putting your team in a position to win. You might throw an incompletion, you might throw an interception, but it's always about coming back on the next one and putting your team back in a position and making up for it and never getting down on a bad play or negative play. But it's always about limiting those and refocusing."

## Johnny Unitas, Dan Fouts and Justin Herbert's Chargers destiny

*By Daniel Popper  
The Athletic  
August 3, 2020*

In the summer of 1973, Dan Fouts was a wide-eyed 22-year-old rookie quarterback embarking on what would become a Hall of Fame career. Earlier that year, the San Diego Chargers drafted Fouts out of Oregon in the third round, 64th overall. He joined a roster that included a 40-year-old Johnny Unitas, who, at that juncture, was unquestionably the greatest quarterback ever. The Chargers traded for Unitas after he spent the first 17 years of his career with the Baltimore Colts, for whom he threw for 39,768 yards and won three titles, including Super Bowl V.

Unitas was well past his prime in 1973. But his quarterbacking knowledge was virtually unparalleled.

And that year, Fouts found himself at a bar with Unitas, and the two chatted about football over beers.

"Just a lot of nuances of playing the position," Fouts recalled of that drinking session with Unitas in an interview with The Athletic. "About reading coverages and getting a pre-snap read. It's like in a poker game where you're looking for a tell, and you find the tell through your film study and your scouting reports, and then by watching a guy and what you might know about his background. All of that goes into where you're going to throw the damn ball."

Unitas spilled the secrets. Fouts soaked them up. He still remembers that evening nearly 50 years later.

"I had to buy a lot of beer," Fouts quipped. "But it was fun. I learned a lot."

Now Fouts is anxious to pay those lessons forward to the new face of the Chargers — a wide-eyed 22-year-old rookie quarterback, drafted out of Oregon, now ready to embark on his own NFL career.

Yes, that would be Justin Herbert.

Fouts had planned to be a part of the broadcast team for the Chargers' preseason games, but those have been canceled because of the pandemic. Fouts laments the missed time. He wants to do for Herbert what Unitas did for him, and to be the through-line from one of the game's most iconic players to the future of the organization he represented so admirably for 15 seasons.

"I was hoping to spend a lot of time with him. But that's all gone," Fouts said of Herbert. "I missed out there, and I feel bad about that, because there's a lot I want to share with him about just playing the position."

Publicly, the organization has branded 2020 as A New Era Of Chargers Football. And to some degree, that rings true. Philip Rivers, the team's starting quarterback for the past 14 seasons — and a player just as synonymous with the Chargers as Fouts — is gone, having signed with the Colts as a free agent. The Chargers are moving into a new stadium, finally cementing their transition from San Diego to Los Angeles. And now here is Herbert, with his flowing golden locks and West Coast vibes, to carry the Chargers into this self-proclaimed new era.

And yet the ties to the past are undeniable. The young man tasked with starting this next chapter in franchise history is inseparable from that history, so much so that Herbert, in many ways, has always been destined to be in this spot, with this franchise, writing this future.

Fouts was close friends with Herbert's grandfather, Rich Schwab, an Oregon legend who played receiver for the Ducks in the early 1960s. Schwab died unexpectedly in January 2018.

"Just a fucking great guy," Fouts said of Herbert's grandfather. "You say the word 'Schwabby' around Oregon, everybody knows who you're talking about."

So Fouts always had an eye on Herbert, even if he didn't officially meet him until a "couple years ago" when Herbert was at Oregon.

"Just watching Justin through the years from high school on through his years at Oregon," Fouts said, "there's been a real interest obviously and a connection there."

The connection has only deepened now that Herbert is following Fouts' footsteps even further into life and into the NFL.

"I'm a proud Duck," Fouts said. "And I'm really excited to watch Justin play."

"Mr. Fouts is an incredible person," Herbert said after the draft. "To know that he was such a great man and such a great football player, it's really cool. It's a really special opportunity."

The Chargers ties run even deeper, though.

Growing up in Eugene, Ore., Herbert and his two brothers had no NFL team to root for. So they settled on the Chargers. Herbert specifically mentioned LaDainian Tomlinson as a reason why they gravitated toward the San Diego team.

Herbert would often wear a Chargers T-shirt when he was a kid. And after Herbert was drafted, a Reddit user who claimed to have gone to elementary school with Herbert posted a photo of the new Chargers QB wearing the shirt. Herbert later confirmed it was him in the photo.

"I actually wore that shirt a lot," Herbert said in May. "Kind of funny how it worked out."

It is kind of funny, isn't it?

Or destiny, depending on your perspective.

Herbert grew up a Chargers fan.

In an elementary school worksheet, Herbert predicted he would be playing professional football in Los Angeles.

Herbert went to Oregon, same as Fouts, the Chargers' first homegrown Hall of Fame quarterback.

And same as Fouts, Herbert got drafted by the Chargers at age 22.

It all seems meant to be.

The last link to complete the full circle is that conversation with Fouts — for the Chargers wisdom of yesteryear to find a new home in the mind of the team's bright future.

"There's a lot that I have to share, and I'm anxious to do that," Fouts said. "At some point, I will."

## Justin Herbert's journey from Oregon to NFL has SoCal roots

By Jeff Miller  
*Los Angeles Times*  
April 24, 2020

With the sixth pick in the 2020 NFL draft, the Chargers selected Justin Herbert.

Or was he the one who selected them?

"This is the greatest thing that could have happened," Herbert's father, Mark, said. "It's perfect for Justin. I don't know that I've ever seen him as excited, as focused, as ready as he is now. We couldn't have handpicked anything better."

Shortly after the Chargers drafted the former Oregon standout Thursday, a photo surfaced on the internet of Herbert as a child wearing a Chargers T-shirt. That's just the beginning.

Growing up in Eugene, Ore., where there is no NFL team, Justin and brothers Mitchell and Patrick were Chargers fans. Each had a jersey. There was a David Boston, a Drew Brees and a LaDainian Tomlinson.

There are family roots in Southern California, one grandfather being from San Diego and the other from Fullerton. One set of great-grandparents was from Orange County.

The family has vacationed here plenty and visited more often.

"Justin would go to the moon to play," Mark said. "He didn't care. But, if you did have a say, this just made so much sense."

After a pause, the father added: "I don't want this to be corny. But, you know, the story does sound kind of corny."

That's just how things are today for this newest Charger, a small-town kid and multi-sport prep star who grew up close enough to Autzen Stadium to practically hear the roars and eventually caused those roars himself as Oregon's quarterback.

Being drafted into the NFL might be as big a dream as playing in the league, the made-for-television production poignantly capturing the Herbert family and all their emotions when the Chargers — their Chargers — called.

It was a very real version of fantasy football.

"I'm just so happy for the family," said Lane Johnson, Herbert's high school football coach. "I'm telling you, this Herbert family is off the charts. They're as humble and kind as you can get."

Sheldon High was where Herbert, in the months leading up to his senior season, began to emerge as a quarterback.

He already had been an ace pitcher on the state-title-winning baseball team and soon enough would be averaging a double-double on the basketball court.

But his football prowess had been delayed, especially after Herbert broke his leg early in his junior season.

He had the talent and the arm, Herbert whistling passes with the sort of zip that, later in college, would result in teammates complaining about their palms smarting.

But it wasn't until after the broken leg, after a few months without football, that Herbert began to realize what he really wanted.

Johnson, a math teacher at the time, remembers Herbert coming to his room regularly to share disappointments he was feeling.

"It was still really emotional for him," Johnson said. "He felt like — and this is typical Justin Herbert — he let the team down when he got hurt. I told him, 'Justin, you got hurt. You didn't get kicked off the team for smoking dope.'

"I think he just needed to grow up a little bit and he certainly did. He used to tell me, 'Coach, I like those other sports, but I love football.' That was a big factor, him being injured and the game being taken away from him."

Herbert's only scholarship offer was from Nevada before Oregon became interested. One day in October of his senior season, the Ducks offered and Herbert committed that night.

There was no place he wanted to go other than Oregon, where Herbert's grandfather Rich Schwab had played.

As kids, he and his brothers discovered the Ducks from Section 12 of Autzen Stadium, Rows 32 and 33 — the location of Schwab's four season tickets.

But when he arrived on campus as a Duck, Herbert was buried on the depth chart. Wanting to play his senior baseball season at Sheldon, he wasn't an early enrollee.

But he hardly was unprepared for the chance. Despite his limited time around the football program, Herbert's grasp of the playbook was so thorough that he was able to take over as starter midway through his freshman season.

This is a student-athlete who, while earning his degree, was a three-time Academic All-America first teamer and received A's in every class but one. Without football, Herbert probably would be bound for medical school.

He is an admitted perfectionist, Oregon coach Mario Cristobal calling Herbert "a detailed machine." His handwriting is said to be strikingly precise. Cristobal joked that Herbert's note-taking appears to be "laser printed."

But, in his first shot as a college quarterback, he and the Ducks fell woefully short of perfection, going 4-8 and hearing boos in their home stadium.

"It wasn't the Oregon football I was used to," Herbert said, before noting that he went through three head coaches and three offenses with the Ducks. "We fought through and dealt with adversity."

By his senior season, Oregon was going 12-2 and winning the Pac-12 and the Rose Bowl, a championship secured when Herbert overcame a so-so passing day to rush for three touchdowns and earn MVP honors.

Throughout his time at Oregon, he even managed to answer doubts about his leadership ability, doubts that resurfaced again during the pre-draft process and continue as a discussion point.

This despite Herbert winning the William V. Campbell Trophy — which recognizes academic success, football performance and exemplary leadership — in December.

Willie Taggart, Herbert's second coach at Oregon, was among those who publicly prodded him to become a more obvious, more vocal leader. One of his closest friends among the Ducks, center Jake Hanson, once called Herbert "the shiest dude I've ever met."

As for the Chargers, general manager Tom Telesco expressed zero concerns about Herbert's leadership, instead praising the resolve he routinely displayed in leading Oregon back from 4-8 and the Autzen boos.

"No matter what your personality is, you can lead," Telesco said. "We've seen him lead. I've seen him lead on the field with my own eyes. Our scouts have seen him lead."

So, when will Herbert have a chance to lead the Chargers? Veteran Tyrod Taylor is the projected Week 1 starter for 2020, with Herbert expected to be groomed as his eventual replacement and possible long-term franchise quarterback.

In the meantime, this somewhat corny sounding story will be allowed to continue. Because of the COVID-19 restrictions, all five Herberts shared Justin's selection together at the family's home in Eugene.

There was no trip to Las Vegas, no loud NFL-sponsored draft party right off the Strip. There was only a quarterback with his parents and two brothers, watching his dream unfold in the most vivid colors possible.

When Herbert's phone buzzed Thursday, he glanced down to notice Telesco's name. One brother, Mitchell, grabbed his arm as his father noticed the caller ID too.

"You go back to getting married, having three boys ... wow, this might be right up there," Mark said. "Winning a Rose Bowl is awesome. Pac-12 championships and state championships, those are great. But this is something else."

"This is an incredible situation, and it's not lost on us or him. I'm just so excited for him because of this opportunity. Hope and opportunity, if you've got those, you're going to be OK."

## KJ HILL JR.

### Receiver K.J. Hill gets chance to catch Chargers' eyes as rookies report to camp

*By Jeff Miller  
Los Angeles Times  
July 21, 2020*

He prides himself on his route-running. K.J. Hill calls the skill "the biggest thing in my game."

That ability will be tested immediately as the rookie wide receiver attempts to navigate a less-than-traditional route to the start of an NFL career.

First, he had to wait until the third day, the seventh round and the 220th overall pick in April for the Chargers to draft him.

There were 33 receivers selected before Hill, and that's not counting Antonio Gibson, who mostly played wide receiver at Memphis but was drafted by Washington to be primarily a running back.

"It was really hard, seeing other receivers go before you," Hill said. "But I got my name called, and that's the most important thing."

Now, Hill is part of a first-year class of players facing the most uphill, against-the-wind challenge to survive in the NFL. Because of the COVID-19 pandemic, rookies across the league missed an offseason of critical on-field work. Rookies report to training camp Tuesday, with veterans scheduled to arrive on July 28.

The NFL shield logo is displayed on a field goal post at Heinz Field in September 2013. A judge has approved a multimillion-dollar preliminary settlement offer between the NFL and lawyers for the more than 4,500 former players seeking damages for concussion-related injuries.

In the spring, the Chargers recruited Austin Ekeler, their No. 1 running back and one of the NFL's top underdog stories, to address the rookies about the importance of mastering the playbook.

"If you're a great athlete and you can do amazing things, that's great," Ekeler said. "But if you can't be trusted on the field to protect the team, the ball, you're not going to see much playing time." In 2017, Ekeler made the Chargers late in the preseason as an undrafted long shot out of tiny Western State in Colorado. He didn't clinch a roster spot until the fourth exhibition.

The expectation is that at least two preseason games will be eliminated this year as a further concession to the coronavirus. Those lost snaps will affect the rookies, as well as others.

"I hate to say it, but I think you kind of saw it with Melvin last year," Ekeler said, referring to former Chargers running back Melvin Gordon, who held out into late September and then struggled upon returning. "He sat out and he just missed so much time, and that time is so valuable."

Hill joins the Chargers as the all-time receptions leader at Ohio State, an impressive achievement, certainly, but one that was possible because he decided it was better to return for a fourth college season rather than jump early to the NFL.

Despite his production with the Buckeyes, Hill was buried in one of the deepest wide receiver draft classes in recent memory. His 4.6-second speed in the 40-yard dash was an oft-repeated knock.

"He's super smart and instinctive and has a great feel for how to get open, which a lot of inside receivers need to have," Chargers general manager Tom Telesco said. "Excellent hands."

Before Hill was drafted, Las Vegas and Philadelphia each took three wide receivers, and seven other teams selected two players at the position. Even the Chargers picked up Virginia receiver Joe Reed two rounds before adding Hill.

In fact, he was no better than the third wide receiver named K.J. to be taken, coming after KJ Hamler (second round, Denver) and K.J. Osborn (fifth round, Minnesota).

Still, the Chargers were encouraged by what they were able to add, particularly so late in the draft.

"He's a very crafty route-runner," offensive coordinator Shane Steichen said. "You can get matchups inside with him on linebackers. I mean, he was the all-time leading receiver in Ohio State history and that says a lot."

The Chargers, a team generally recognized as possessing a depth of talent, are in need of a receiver they can trust after Keenan Allen and Mike Williams, both of whom topped 1,000 yards in 2019.

The wideout with the third-most catches last year was Dontrelle Inman, who had only eight and appeared in just four games before finishing the season in Indianapolis. Other than Allen and Williams, no Chargers wide receiver reached the end zone.

Hill has a chance to establish himself as the team's third option at the position — an accomplished route-runner trying to find a path that this year keeps winding.

"We had him on our board as a playmaker," coach Anthony Lynn said. "He's had a lot of production. He didn't run extremely fast, but I like the fact that he plays fast. All he does is make plays when he's on the football field."

## 'I ain't going to forget' — 33 receivers will fuel Chargers rookie K.J. Hill

By Daniel Popper  
The Athletic  
May 22, 2020

A month ago, the number 33 meant nothing to K.J. Hill.

Now?

"That's a number I ain't going to forget," he said.

The pain is evident in Hill's voice — not the type of pain that overtakes a man and keeps him down, but the type of pain that festers just long enough to turn into anger, then to motivation.

This pain can lift someone to places they never imagined.

A month ago, Hill, like hundreds of other college football players, was preparing to hear his name called in the NFL Draft. The receiver finished his career with the most catches in Ohio State history, 201, more than David Boston and Hall of Famer Cris Carter, a mentor of his.

Hill was overshadowed in one of the deepest and most talented wide receiver classes in recent memory. He was not the biggest, strongest or fastest in the group. Far from it. But his college production, reliable hands and knack for getting open led to relatively favorable projections from draft prognosticators. Dane Brugler of The Athletic had him pegged as a third-round pick with potential as a starting possession slot receiver.

The third round came and went, though, and Hill did not get a call. A day later, the fourth round passed, too. Then the fifth. Then the sixth.

It wasn't that teams didn't want receivers. They were picking them in droves.

They just didn't want Hill.

Finally, the Chargers selected Hill with the 220th pick in the seventh round.

"I was the 34th-picked receiver," Hill said.

In a matter of days, the number 33 took on a massive role in Hill's life.

The league thinks there are 33 rookie receivers better than Hill.

He begs to differ.

"A lot of people skipped on me. A lot of people doubted me," Hill said. "I'm not fast enough. My hands are not big enough. They want to blow up my attributes. They was questioning it."

"All I can do is go out there and prove them wrong."

One of those 33 receivers will be in the same room with him this coming season. The Chargers took Virginia wide receiver Joe Reed in the fifth round. He was the 18th receiver taken.

Reed is on the list.

"I felt it watching the draft," Hill said of his disappointment. "Every receiver that got picked before me, watching it, seeing it happen. I'm just taking that as fuel and putting that in the back of my head and remembering it every time I'm on the field, and remembering where I got picked and the guys that got picked before me."

Hill was already motivated by his family and his city, Little Rock, Ark., where he grew up and is staying during quarantine.

"My family always took care of me, made sacrifices and kept me on the right path," he said.

"A lot of people don't make it from Arkansas," Hill added. "A lot of people don't make it from Little Rock, especially. So just having the whole town behind me, the whole city behind me, it means a lot. Growing up here, there have been challenges I've had to face. But I feel like those challenges got me to the point where I was able to be drafted. I give a lot of credit to my city."

Hill's Instagram bio is as simple as they come.

"Little Rock 501," it reads, referencing his hometown area code, another important number in his life.

"It's rough here," Hill said. "Growing up with people that went down the wrong path. My friends went down the wrong path, and I stayed on the right path. Seeing people struggle. But it just gave me that hunger to make it out."

He didn't need more fuel. But NFL teams delivered it to him, 33 gallons worth.

"A team gave me a chance, and that was the Chargers," Hill said. "They believed in me and drafted me. All I can do is take advantage of the opportunity and make the most of it and prove the doubters wrong."

There were famously six quarterbacks drafted ahead of Tom Brady in the 2000 draft. They became known as the Brady 6.

Brady had it easy, though. He only needed to remember six names.

Hill has to memorize 33.

That's a lot.

"I know," Hill conceded. "But I'll remember that number 33."

## RAYSHAWN JENKINS

### Chargers like idea of moving safety Rayshawn Jenkins all over the field

By Jeff Miller  
Los Angeles Times  
August 20, 2020

He finally emerged last year, Rayshawn Jenkins becoming the Chargers' starting free safety in his third NFL season.

Coach Anthony Lynn credited Jenkins for playing at an "elite" level at one point and then, on a recent podcast, said Jenkins finished the season among the league's top five at the position.

A fourth-round pick out of Miami in 2017, Jenkins promised Thursday that he isn't done climbing.

"I haven't hit my ceiling yet," he said. "I'm still going up."

To aid in his continued ascension, Jenkins said he spent the offseason adjusting his diet, and eliminating fried foods, pasta and rice. He said he dropped his body fat percentage into single digits.

Not that it was easy, particularly for someone born and raised in Florida.

"I'm a Southern guy," Jenkins said. "So, any time you threw some rice with gravy in front of my face, it was over with. That was going down."

Defensive coordinator Gus Bradley has suggested the Chargers could increase Jenkins' responsibilities this season, positioning him at times closer to the line of scrimmage in part to take advantage of his skill set.

Bradley said the adjustment, which would happen only in certain sub packages, also would allow Jenkins to combat the repetitive nature of backpedaling on every snap.

"The biggest battle he has to fight back there is getting bored, just doing the same thing over and over again," Bradley said. "It can get monotonous. We're trying to do some different things with him just to keep him on edge."

Said Jenkins: "It can get, I wouldn't say boring sometimes, but boring sometimes. At the end of the day, you can't get bored with it because you got some elite players in this league ..."

"I'm excited about it, just getting to move out of the post, that stationary post position. I should be able to show more of my ability. It will be cool to see how it evolves."

## JOSHUA KELLEY

### The persistent phone calls that saved Joshua Kelley's football career

By Daniel Popper  
The Athletic  
May 14, 2020

People told Joshua Kelley he was crazy. They warned him, said he was making a colossal mistake and doubted his skill, his conviction, his plan.

Really, it's hard to blame them. But they didn't know. They didn't see his vision. They didn't believe. They didn't understand or grasp the determination inside him that burned like a flame.

It was early 2017. Kelley had just finished his sophomore season as a running back at UC Davis, where he had a full scholarship. The Aggies, an FCS program, were undergoing a regime change, with new head coach Dan Hawkins taking over.

Kelley had his sights on greater heights. This was his moment.

"I've always had this internal drive, this competitive desire," Kelley said in a phone interview last week. "I always wanted to be playing among the Power 5 conferences."

Kelley was a two-star recruit coming out of Eastside High School in Lancaster, California. UC Davis was his only offer. If he didn't try to make the jump now, he never would.

So he did the unthinkable: He gave up his full ride and stepped into this new chapter, one full of blank pages.

"I just threw myself into this unknown," Kelley said.

The only problem? He had zero interest from any Power 5 programs. The situation was an unknown because he, largely, was an unknown.

"I wasn't a player who had a lot of hype," Kelley said.

So he had to create his own.

He looked up the phone number for UCLA running backs coach DeShaun Foster, a six-year NFL veteran, and called him.

Every day. For weeks.

This is what you need to understand about Josh Kelley.

"He's not going to be denied," Foster said.

In life. And on the football field.

"I called him Monday through Friday," Kelley recalled, chuckling, as he often does. "The five business days of the week, I was calling him. Some days he would answer. Some days he wouldn't. But he knew who I was. He got a clue because of the consistent times: 'Ah, this kid's calling again.'"

It wasn't just Foster who started identifying Kelley.

"The people in the office, the front-desk girls, they got to know his voice," Foster said. "So it was like, 'Josh Kelley for Coach Foster!'"

The conversations went about the same each day.

Kelley: "Coach, anything change? I want to walk on. Is there anything I can do?"

Foster: "I got nothing for you today."

Click.

Wait 24 hours. Do it all over again.

"He would message me on Twitter," Foster said. "He was calling the football office, and then we would call my personal office, too. So it was just how persistent he was about it."

Kelley, meanwhile, started questioning the path he chose — in between phone calls, of course.

"I was just sitting there like, 'Man, did I make the right decision?'" Kelley said. "You do doubt some things."

Kelley leaned on his mother, Jacqueline, during this time. She raised Kelley and his brother, Daniel, as a single parent. Kelley said he learned "discipline, hard work and accountability" from his mom, and this was one of those teaching moments.

"People were telling me, 'You're crazy. It's not something you should do. It's not smart,'" Kelley said. "But she supported me. She didn't tell me those things. She said, 'If this is really what you want to do, make sure you pray about it, put your faith in God, and go after it. You can't just dip your toe in there.' I had her."

So he persevered.

"The only other time I was getting recruited was when I was coming out of high school," Foster said. "And that's basically what Josh was doing. He was recruiting me, because Josh was calling every day."

Eventually Foster invited Kelley to a tryout camp over the summer.

"He just came out there and performed," Foster said. "The rest is history."

Kelley walked onto the UCLA squad, then coached by Jim Mora, but was forced to sit out in 2017 because of transfer rules.

He spent that season as the scout-team running back in practice.

Foster took notice.

"That's when you saw, 'OK, Josh is probably the best running back in our program right now,'" Foster said. "He sat that season, and then ran off two years of 1,000 yards."

Kelley rushed for 1,243 yards in his debut season of 2018 for the Bruins, including 289 yards and two touchdowns in an upset win over USC at the Rose Bowl. He followed that up with 1,060 yards and 12 touchdowns as a senior.

Then he heard his name called in the fourth round of April's NFL Draft, pick No. 112 to the Chargers.

Kelley was born in Inglewood, where the Chargers' new stadium soon will open. He moved to Lancaster when he was 4 years old, but made frequent trips to Venice to see his extended family. He's an L.A. kid through and through.

If circumstances allow it, Jacqueline will be in the stands at SoFi Stadium to watch him play this season.

"I'm so juiced about it," Kelley said.

Foster will be there, too.

"The one thing Josh has is consistency," Foster said. "He's going to be the same guy every day. That's huge in the NFL because you're always on display. That's one thing that he's going to do. He's going to show up every day."

Or call you every day.

Whatever is necessary.

## KENNETH MURRAY JR.

### Kenneth Murray Jr., 'glossy' legs and all, is the Chargers' new man in the middle

By Jeff Miller  
Los Angeles Times  
September 9, 2020

The Chargers enter the 2020 season deep at linebacker. Deep, and descriptive.

Though official NFL records are sketchy regarding such matters, this is believed to be the only team in training camp that featured one linebacker referring to another linebacker as "glossy."

That's the word Drue Tranquill said he used with teammate Derwin James in a conversation about Kenneth Murray Jr.

"This guy looks like he could be a bodybuilder with those legs, huh?" Tranquill said he told James during a walk-through. "Just all glossy, man, those things are massive, like redwood trees."

Murray made a first impression a memorable one for the Chargers, the team that in April traded into the first round to draft the former Oklahoma linebacker 23rd overall.

Back in the spring, he promised to bring size and speed to a defense trending toward younger contributors and more athleticism. And that's precisely what Murray — all 6 feet 2, 241 pounds of him — delivered when summer arrived.

"I've seen potential of a great player," defensive end Melvin Ingram said. "He's got instincts. He's physical. He can run. He's going to be a special player in this league, in due time."

Murray amassed 335 tackles — 37 of them for lost yardage — in three years at Oklahoma. He built his game and his name on being able to run from one sideline to the other in pursuit of the football.



The Chargers were so excited to have the opportunity to add Murray that coach Anthony Lynn's voice was audibly heightened during a session with reporters on the first night of the draft.

"He's definitely going to be a physical presence out there," defensive coordinator Gus Bradley said. "He's a run-and-hit guy. Things come natural to him. He understands leverage. The speed of the game ... I think he's adjusting well to that. He's progressing nicely."

Murray was with the No. 1 defense in late August when the Chargers staged their main full-team scrimmage. He started in place of returning veteran Denzel Perryman, who was dealing with a physical issue.

Regardless of how he gets on the field, Murray figures to play plenty as the franchise's most anticipated defensive rookie since James, who emerged in 2018 to become an All-Pro and one of the game's most versatile safeties.

"Things come pretty easy to him," Bradley said of Murray. "If he makes a mistake, he understands that pretty quickly, what he did wrong and what he needs to do to fix it."

The Chargers have become known for building positional versatility on defense, from linemen who can play inside and outside to cornerbacks who can line up on the perimeter or in the slot.

But with Murray, they decided to have him concentrate on middle linebacker during his first NFL training camp, as several fellow linebackers shuffled around.

The idea was to allow Murray to attempt to master one position, and also putting him in a spot where he could most influence the game.

"I think it's smart on their part to just allow me to focus on one position ... " Murray said. "I feel myself playing extremely fast. I think there's definitely a level I can get up to even more. I'm focused on getting to that point."

Turns out, the spot Murray can have his greatest impact — not surprisingly — is directly in the middle of the field, the middle of the defense, the middle of everything.

Bradley explained that starting Murray there permits him to run either right or left, based on what he reads up front. He can first use his speed and then his size to disrupt the offense.

"It appears that he has both," Bradley said. "Now, it's just putting it together and recognizing things."

As a middle linebacker, Murray also often will be responsible for calling signals on the field. The assignment asks for a maturity some rookies might not possess. But Murray is the sort of rookie who took part of the first money he earned as a professional to buy his parents a house.

"You got to be mature because ... you run the huddle, you run the defense really," Ingram said. "You get us lined up. You tell us what the call is. So you have to be mature."

Said Lynn: "I have no problem with him and his maturity and handling that role. He definitely has a presence. He's been a captain. He's been a leader his whole life."

Murray certainly has the body of a grownup and the game to match. His addition is one reason Bradley called this group of linebackers "the strongest" he has had in his four seasons with the Chargers.

In recent years, injuries have decimated the group, particularly in 2018 when Bradley was forced to rely heavily on defensive backs, often employing seven at once.

That shouldn't be an issue in 2020, thanks in part to Murray, who dealt with a minor injury in training camp but appears healthy now after missing some time.

"I hate being out," he said. "I hate being away from the guys. I feel out of place when I'm not in the game. Not being able to participate and standing in the back ... It hurts me. It hurts me because I'm all ball."

## 'It drove me' — How Kenneth Murray turned his bold prediction into reality

By Daniel Popper  
The Athletic  
August 7, 2020

On Jan. 10, 2017, Kenneth Murray tweeted a bold proclamation.

At the time, Murray was a three-star linebacker recruit who had committed to Oklahoma a few months prior. Bob Stoops' coaching staff, including Tim Kish, the inside linebackers coach who recruited Murray out of Houston, knew Murray had significant potential. But he was raw. He had plenty of work to do to simply earn a starting job in Norman. Reaching the NFL? As a first-round pick? No one was predicting that kind of leap this early.

Except for Murray, that is.

People learn quickly when they spend time with him.

"He's very strong-minded," Kish said this week in a phone interview with The Athletic. "He's very strong-willed."

A little more than three years after that tweet, Murray's prophecy came true. The Chargers traded back into the first round in April to draft Murray 23rd overall.

Murray's only mistake was the position he forecasted. The Oklahoma staff saw pass-rushing potential in Murray, but they felt like playing him at the line of scrimmage would detract from his greatest attribute: his relentless and violent pursuit of the football.

"You don't want to slow a guy down who has that type of mentality," Kish said.

When NFL commissioner Roger Goodell announced Murray's name during the virtual draft, he became the first Oklahoma linebacker to be drafted in the first round since Jackie Shipp in 1984.

That's an interesting nugget in its own right. But the more telling aspect is that Murray not only knew who Shipp was but also used Shipp's place in OU history as motivation during this college career — motivation to make his 2017 tweet become a reality.

"It drove me every day," Murray said the night he was drafted. "I wanted to be that guy to get OU back on the map defensively."

Shipp and Murray have never met, but they are inextricably linked. Shipp coached the defensive line at Oklahoma from 1999 to 2012. He groomed Gerald McCoy, who, before Murray, was the last OU defensive player to be drafted in the first round, in 2010.

"It would be more of a spiritual connection," Shipp, who now coaches at Nevada, said of Murray in a phone interview with The Athletic. "But he played at Oklahoma. So that's a brotherhood right there."

Murray has never tempered his hopes. He has always gazed farther than other players, dreamed bigger and expected more.

Kish remembers the first time he met with Murray, before the 2017 season when Murray was a freshman who had yet to play a collegiate down.

"He came in with very lofty goals," Kish said with a laugh. "He wanted to be first-team All-Big 12. He wanted to be an All-American. And he did mention the fact that he wanted to play in the NFL."

"I smiled and I said, 'Well, we got a lot of work to do,'" Kish added. "But I never, ever want anybody to shortchange their goals. He was all about football. He loved the game."

Pretty much every Division I player has those goals and wants to reach the pinnacle of the sport. But to say it out loud, in the very first meeting with his position coach? That is what set Murray apart.

"That is unique," Kish said. "He was going to set that bar as high as he could set it. That's one of the beauties of the whole thing, is when you have that kind of mentality, the sky is the limit. And we just rolled with him."

"He had a list of goals that he was going to chase, and more power to him," Kish added. "I just wish I had all those guys thinking that way."

Murray earned a starting job at MIKE linebacker as a freshman, beating out several upperclassmen with playing experience. He finished with 68 tackles that season. The following year, he arrived on the national stage, totaling 155 tackles, including 12.5 for losses, and 4.5 sacks.

"It really came into fruition his sophomore year, about halfway through the season, and he just took off," Kish said. "We knew we had something special in him."

The Chargers feel the same way. Head coach Anthony Lynn called him "one of my favorite players in the draft."

For Murray, this is one dream achieved. You can be sure he has compiled a new set of goals. With a spotlight on him now, he likely won't tweet them out. But they are there, pushing him further, lifting him to excellence, resting, always, on the horizon — in sight, but far enough away to make clear the effort necessary to get there.

Shipp paved the way for Murray when he was drafted in the first round in 1984.

The last OU linebacker to make a Pro Bowl was Jerry Tubbs in 1962.

There is more history to be made.

"You never know who might be watching you and what might come of it," Shipp said. "I hope he has a great, outstanding career."

## Kenneth Murray Jr. faced childhood challenges that made him a man on the field

*By Mike Digiovanna  
Los Angeles Times  
April 14, 2020*

Kenneth Murray Jr. used his combination of size, speed, athleticism, instincts and tenacity to develop into a 6-foot-2, 241-pound tackling machine at Oklahoma and one of the top two inside linebackers, along with Louisiana State's Patrick Queen, in the upcoming NFL draft.

Murray does not take any of his attributes for granted. When Kenneth was 11 years old in Missouri City, Tex., his parents — Kenneth Sr., a Baptist pastor, and Dianne, a retired police officer — adopted three children with chromosomal disorders.

Nyia, now 19, can speak and is relatively independent, but she reads at an elementary school level. Lenny, now 14, and James, now 11, are non-verbal and significantly undersized for their age. Lenny is confined to a wheelchair.

"One of the big lessons I learned is to be grateful for life, for the ability I have, for being able to function properly, to be able to speak," Murray, who also has a younger biological sister, said at the NFL combine in February.

"It makes me want to go out there and give my best every time, because literally, on an everyday basis, I see my two little brothers who can't do what everybody else can do. So I try to take advantage of every opportunity."

Murray, a three-year starter at Oklahoma, accumulated 78 tackles and earned co-Big 12 defensive freshman of the year honors in 2017. He racked up 155 tackles, including a school-record 28 in an overtime win over triple-option-running Army, and garnered second-team all-conference honors in 2018.

He was a first-team All-Big 12 pick and third-team All-American last year, when he had 102 tackles, 17 for lost yardage, four sacks and four pass-breakups for the Sooners, who went 12-2 and lost to LSU in the national semifinals.

Murray was one of Oklahoma's most diligent and hardest-working players. He watched five or six hours of film a day and arrived at the school's football facility at 5:45 a.m. Monday through Thursday.

"The only reason why I'm not there on Friday is because we practice on the mornings on Friday," Murray said. "I think my passion for the game is something you're going to see a lot when you watch me play ball."

That Murray is a natural leader, a player who made defensive calls and checks in all three college seasons, and has a reputation as a good teammate is no surprise.

The oldest of five children in his family, Murray assumed many care-giving responsibilities for his adopted siblings, shuttling them to and from doctor's appointments and helping with household chores. As a teenager, he worked as a counselor for kids at a church community center.

"I tell people all the time that I feel like I raised three kids already," Murray said. "That's pretty much how I came up, who I am. It was a very unique situation. I think that's one of the biggest things I learned, just how to be truly selfless and to be able to help."

## DONALD PARHAM JR.

### Tight End Donald Parham Jr. Looks to Bring Big-Play Ability to Bolts

*By Chris Hayre  
Chargers.com  
August 28, 2020*

In an abbreviated 2020 XFL season, Donald Parham Jr. was among the league's dominant players.

In five games with the Dallas Renegades, the 6-foot-8, 260-pound tight end was tied for fourth in receptions (24), second in targets (43), third in receiving yards (307) and tied for second in touchdowns (4). After a couple of stints on NFL practice squads in 2019, Parham Jr. is back in the league looking to recreate some of that XFL magic with the Chargers.

"It definitely set me up with the confidence to play with higher-level guys," he said of the XFL. "Especially because a lot of the people in the XFL were either ex-NFL players or a lot of guys from bigger schools that didn't quite get the opportunity, but they got that opportunity."

Parham Jr. played college football at Stetson University in DeLand, Fla. — an enrollment of just over 4,000 students. In 30 games, he finished his career as the school's all-time leader in catches (180), receiving yards (2,591), and receiving touchdowns (20). Those eye-popping stats earned him an invite to the 2019 Senior Bowl.

"I was really surprised Donald didn't get drafted a couple of years ago just because he has rare traits," Senior Bowl Executive Director Jim Nagy said. "When you're a scout, you're always looking for things that differentiate you from other players."

Nagy said that Parham Jr. has the wingspan of someone who is approximately 7 foot 1 coupled with a 36-inch vertical jump. That makes for what he called a "rare" and "unusual" catch radius.

Hunter Henry praised Parham Jr. last week for his play so far in training camp, adding that "he has a lot of talent" and "can move really well, too, for how big he is." That encouragement from the Chargers starting tight end hasn't gone unnoticed.

"Hunter Henry's definitely been a great mentor to me," Parham Jr. said. "He's always keeping me uplifted during practice and making sure that I get it in my head that I can do this. He's definitely helped me along the way throughout this whole camp experience."

At 23, Parham Jr.'s early football journey has been filled twists and turns. When asked if he ever thinks about the trajectory of his career and where it can go, he quickly responded.

"Yes, I absolutely do," he said. "Because I never want to plateau. I always want to keep on the steady increase in terms of leveling up my game as well as my career. So, I'm definitely focused on not stepping back, but always taking a step forward."

## JOE REED

### Reed makes his NFL debut

*By Titus Mohler  
Charlotte (Va.) Gazette  
September 16, 2020*

Sunday, Sept. 13, was a momentous day for Joe Reed, his family, friends and all of Charlotte County.

Reed, who grew up in Charlotte County, made his debut in the National Football League.

It was an occasion that had been intensely anticipated ever since Reed was drafted in the fifth round by the Los Angeles Chargers back in April.

And likely to no one's surprise in Charlotte County, Reed did not simply show up for his first NFL game. He made a play that proved key to helping the Chargers win.

With L.A. trailing 13-7 to the host Cincinnati Bengals late in the third quarter, Reed, with his signature, assured stride, took his first-ever kickoff return 46 yards to give the Chargers offense excellent field position. It set up L.A.'s only touchdown of the game — a 5-yard run by rookie running back Joshua Kelley.

The extra point tied the game at 13-13, and the Chargers went on to win 16-13 at Paul Brown Stadium in Cincinnati.

Sunday's game was unusual because due to safety regulations related to the COVID19 pandemic, the Chargers and Bengals had to play in an empty stadium. Additionally, it was the first playing time either team had seen since last season because the 2020 preseason was canceled due to the pandemic.

However, none of this changed the fact that the game in Cincinnati was a genuine NFL game, Reed's first, and he described what it was like being out there.

"Man, it was definitely a dream come true," he said. "I got off the bus thankful, just thinking about my journey getting to this point. Regardless of not having a preseason and not having fans (in the stands), I just let my drive and hard work take over to get me to this point. So, I'm definitely thankful (for) being in this situation and excited moving forward."

He said his first time on the field in Sunday's game was as a member of the Chargers' special teams for a punt in the first quarter. He estimated that for the game, he had eight on-field appearances with special teams and about the same amount with the offense.

Not lost on Reed is the significance of his football journey that has gone from Charlotte County youth league play, to Randolph-Henry High School, to the University of Virginia to now the highest professional level possible.

"That's something I think about every day, especially talking to former teammates and talking to my friends back at home," he said. "We actually talk about that a lot. I was actually just talking to one of my old teammates about practicing behind the (Early Learning Center) ELC, playing for the (Charlotte County) Patriots."

Reed heard a good bit from his friends back home in Charlotte County after Sunday's game.

"I have a great, great amount of support back home, especially from my former classmates," he said. "They text me before and after the games, and that really helps me a lot, just them reaching out to me."

Reed's family members were not at Sunday's game in person due to the COVID-19 regulations, but they were definitely tuned in back at home, and he talked to his parents right after the game.

"I sent them a couple pictures of me in the uniform, and they're super proud of me too," he said.

His father, Carlton Reed, described Sunday and seeing Joe out on the NFL gridiron for the first time as overwhelming.

"It was a day off for me, but I actually went to work to keep my mind occupied till game time," he said. "I know when the boys were home, that was the thing on Sundays — we'd get to church and be looking at our clock, because (we) can't wait till service is over to go watch the games. I've got a child that's in the NFL now, so the anticipation was overwhelming."

"And as far as watching the game, I watched it like if it was anyone else out there," he said. "I'm not much of an outside cheerer, but I expressed myself inside. I was very happy. I'm very pleased to watch him out there doing something that he dreamed of. Everything's coming together for him." During his press conference Monday, Chargers Head Coach Anthony Lynn gave his appraisal of Joe Reed's first performance, showing some tough love but dwelling more on Reed's positives and promise.

"I don't like the fact that he ran out of bounds on his own and he created a penalty on special teams," Lynn said. "But the one kick return that he had, that's what Joe can do. We needed that field position, and he put the offense in great shape to put points on the board."

The coach noted Reed is a threat on special teams.

"We want to get him more involved as he grows in this offense, doing some special things," Lynn said. "We love Joe as an athlete, but right now, his primary role is going to be three core special teams guy and backup receiver, and the guy can play some running back as well. Love his versatility."

## Chargers hope fifth-round pick Joe Reed will break their kick return TD drought

By Daniel Popper  
*The Athletic*  
May 18, 2020

Ricky Brumfield was hired as Virginia's special-teams coach in January 2018, and his first order of business was watching every special-teams snap from the previous season. He took notes on his new players and began to mold a plan for the future. During this film marathon, a kickoff return from the Cavaliers' 40-36 win over Georgia Tech popped up on the screen.

A jolt of excitement hit Brumfield as he saw No. 2, Joe Reed, then a sophomore, field the kick at his own 8-yard line, surge through a hole, keep his balance as he collided with one of his blockers, cut to his left, explode down the sideline and win a race to the goal line.

"Yeah," Brumfield remembered thinking to himself. "We got somebody."

He was correct. That was the first kickoff-return touchdown of Reed's college career. He added another later in that 2017 season in a bowl-game loss to Navy, and he took three more kickoffs to the house in his two seasons playing for Brumfield, including a 100-yarder against William and Mary in September.

Reed's five total kickoff-return touchdowns are tied for the ninth most in college football history. He also ranks 10th all-time in kickoff return average at 28.7 yards per return.

He was one of the most prolific kickoff returners the college game has ever seen. And this specific skill appealed to the Chargers as they decided to spend their fifth-round pick, 151st overall, on Reed in last month's NFL Draft.

"It's really just the combination of my size, my speed and my vision," Reed said. "Just being fearless when I'm back there. Catching the ball and going. Not trying to make too much happen or make too many guys miss. Try to break tackles and hit the seam and go."

Consider this: The Chargers haven't returned a kickoff for a touchdown since Tom Telesco took over as general manager in 2013. They are one of five teams without a kickoff return TD during that span. The Chiefs have five.

Desmond King, of course, has provided some juice on punt returns, taking two back for touchdowns, one in each of the last two seasons. But the Chargers haven't recently featured a genuine difference-maker on kickoffs.

Reed, they hope, will be that player. He certainly fits the prototype at 6-foot and 224 pounds with 4.47 speed.

"He is more powerful than people expect, and he's faster than people think he is," Brumfield said. "Being a kick returner, you have to make somebody miss, and he did that on a consistent basis. The first person very, very rarely tackled him. He always ran through arm tackles, and if he ever got in the open, he never got caught. It was always bye-bye."

Reed has been saying so long to kickoff coverage defenders since he was in Pop Warner.

"I honestly don't remember my first one," Reed said. "There's been so many."

One does stick out in his mind, though. He was in eighth grade and playing for the junior varsity team at Randolph-Henry High School in his hometown of Charlotte Court House, Virginia.

On the opening kickoff of the first game of the season, Reed scored.

"Oh man, it's really hard to describe. Just all the adrenaline and, man, running the length of the field," Reed said. "Truly, it's so fun, and turning around and seeing your boys behind you celebrating. It really helps the momentum for your team, and that's really my favorite part about returning kicks, whether it's a touchdown or just a really good return."

Reed said the Bears' Cordarrelle Patterson (6-2, 238 pounds) and former Washington return specialist Brian Mitchell (5-11, 225 pounds) are two players he looks up to and watches their film.

Mitchell returned four kickoffs for touchdowns during his 14-year NFL career from 1990 to 2003. Patterson's seven kickoff return TDs are the third most in NFL history, trailing only Josh Cribbs and Leon Washington, both of whom have eight.

"We really like him in that position with his size," Telesco said of Reed. "(He is) 225 pounds, but he still runs very well and has a great feel for kickoff returning."

Anthony Lynn compared Reed to Cribbs and Brad Smith. He coached both while with the Jets. Smith, a college QB, had four kick-return touchdowns in his nine-year career and also filled a jack-of-all-trades role on offense.

The Chargers believe Reed has the versatility to be a running back/wide receiver hybrid in their revamped offense — with big-play potential.

"He fits that role where you can have a package for this young man each and every week that can extend two or three drives, or put points on the board," Lynn said. "Defensive coordinators, they have to be prepared for stuff like that. We needed a multi-threat like that. I felt like he was the guy."

The Chargers believe in patience with young players. There is a process, a rite of passage, to earning snaps. Start on special teams, prove your worth there, then graduate to offensive or defensive snaps.

That works just fine for Reed, who should make an immediate impact both as a returner and a coverage player.

He'll bring his "fearless" mindset to whatever the Chargers ask of him.

"It's just in my nature," Reed said.

# ISAAC ROCHELL

## Isaac Rochell sees his obligation as a pro athlete extend beyond the gridiron

By Jeff Miller  
*Los Angeles Times*  
May 29, 2020

He's up at 6 a.m. most days, pushing his 6-foot-4, 280-pound body through a lifting regimen inside a gym he has pieced together in his apartment complex.

And Isaac Rochell, defensive lineman with the Chargers, usually has a training partner, one who might seem unlikely: the team's placekicker, Michael Badgley.

"Obviously, I double the weight he's doing in everything," Rochell joked. "Despite him being a kicker, whatever that means, he's actually a really, really good person to work out with."

Badgley mans one of the most niche positions in all of sports, but he's known for his athletic ability. Growing up, he played lacrosse at a high level and also played hockey.

He and Rochell are good friends and neighbors in Huntington Beach, the two teammates spending more time together now given the restrictions of the COVID-19 pandemic.

The past several weeks have been a continuous series of adjustments for athletes all over the world. Rochell also moved to host a few of his fellow Chargers for workouts on the beach.

Defensive linemen Justin Jones and Jerry Tillery, linebacker Uchenna Nwosu and offensive lineman Trent Scott have joined him at different times for the twice-a-week sessions.

"Yeah, we do stand out," Rochell said. "It's funny because random people will come by and try to get in our workouts. We're like, 'Look, we're here to train, not to hang out.'"

With a notable increase in free time these days, Rochell has expanded in areas away from football too.

He recently started "Local Human," an apparel company designed to support various charities and serve the community.

For each T-shirt sold, the company sends a T-shirt to a local foster center. They also donate \$10 per shirt to a designated organization of the month. May's recipient is the American Foundation for Suicide Prevention.

"It started from quarantine," Rochell said. "We had tons of extra time. We also had this want to help people. I think a lot of people in the midst of this feel that way. We said, 'Let's start something to give people a chance to give back.'"

So he partnered with another neighbor, Trevor Beck. The two met because both are dog owners.

"When you're in quarantine and you have a dog and you're at the dog park all the time, those people sort of become your quarantine crew," Rochell said. "We spent so much time together that we decided to do something about it."

They originally planned to call the company "Six Feet Away," a nod to the guidelines of social distancing. But Rochell said they changed their minds because they didn't want to be forever linked to COVID-19.

Instead, he suggested "Local Human" since the name purposely excludes no one.

"Everybody's local to somewhere and everybody's human," Rochell explained. "It's just a very inclusive name."

This isn't Rochell's first venture into promoting a cause. After being a seventh-round pick out of Notre Dame in 2017, he started a campaign called "See You on Sunday."

That movement is designed to encourage people to stay off social media on Saturdays. The program grew from Rochell's own obsession with platforms like Twitter.

"I think I have an obligation," he said. "As a professional athlete, I have a voice. I have enough of a following to share a message. And I like to think I have the education and the mind to do these things."

"With all those things put together it seems like a no-brainer for me to be doing stuff like this. Some athletes would disagree. But, you know, I was fortunate enough to be put in this situation."

## Chargers' Isaac Rochell lends helping hand while in quarantine

By Gilbert Manzano  
*Orange County Register*  
May 16, 2020

Isaac Rochell entered the NFL determined to use his platform to help people in need.

The Chargers' defensive end isn't a star player with a massive social media following, but that didn't stop Rochell from thinking big. He's an advocate for mental health and has devoted time for community work during his three seasons with the Chargers.

Rochell was ready to take the next step, but he didn't have direction until he met with leaders at Orangewood Foundation, a non-profit organization that provides services to former and current foster youth in Orange County.

The topic of donating used clothes was discussed and that stuck with Rochell.

"They told us they don't accept used clothes for foster youth," Rochell recalled. "Everybody deserves to have a new shirt and the lady said, 'Just because you have less resources and you're underprivileged that doesn't mean you should just always have used clothing.'"

Then it finally clicked for Rochell while in quarantine because of the coronavirus pandemic. He figured out how to help during a crisis and for the future.

Rochell co-founded Local Human last month with the intention of providing new shirts and funding for many organizations. The group of four had their employer identification number on April 4 and launched their first campaign a week later.

Rochell partnered with Meals on Wheels for the month of April. They sold shirts on the Local Human website, and for each shirt sold, \$10 went to Meals on Wheels, which amounted to three meals for elderly in need in Los Angeles County during the pandemic. Also, with each shirt purchased, a new shirt was donated to the Orangewood Foundation.

"They're packaged, printed on and they are brand new shirts," Rochell said. "I think that's really important to point out because everybody deserves to have a new shirt. ... We fell in love with what they were doing (at Orangewood Foundation), and we said, 'You know what, let's start right here in Orange County by supporting the Orangewood Foundation and hopefully we give them so many shirts that they can't even handle them.' Then we'll move on to the next one and then we can hopefully support on a more national basis for foster centers around the country."

One month after forming Local Human, Rochell assisted with 600 shirts sold and \$6,000 raised for Meals on Wheels. That amounted to 600 wellness checks and more than 1,500 meals. As of Friday, Local Human had funded \$10,510, according to its website.

Local Human partnered with the American Foundation for Suicide Prevention for the month of May. They're following the same model of \$10 donated along with a new shirt. They'll do the same in June with a different organization.

Rochell is in charge of outreach and planning, and his girlfriend, Alli Kucharczyk, is the designer for the shirts. Rochell also got his next door neighbor and teammate involved. Chargers kicker Michael Badgley helps with packaging the shirts.

"(Badgley) kinda got stuck doing that, but he loves it and supports it," Rochell said.

Rochell has played in every game for the Chargers the past two seasons. He has plenty of responsibilities on the football field, but he doesn't view his community outreach as extra work.

"It's fun for us," Rochell said. "It's sort of a challenge. I spend three hours a day lifting and stretching and taking care of my body, and then I have a whole lot of extra time to do things. So it was kind of the perfect storm for us to be able to sit down, figure out a game plan and organize everything. It's been really fun. There's been no stress. It's just been an enjoyable process where we can give back."

Last year, Rochell started his "See You on Sunday" initiative, a campaign to promote mental health while taking a social media detox.

Rochell is constantly looking for ways to help because he feels it's an obligation as an NFL player. But it's become more than an obligation. He's found a passion.

"This is definitely a long term thing," Rochell said. "I think what we've done, because we've had so much time, we've built a really good infrastructure, and we feel good about that and we think it's going to help us a lot moving forward."

## TYROD TAYLOR

### Tyrod Taylor ready to start Chargers' hopeful march to playoff spot

By Jeff Miller  
Los Angeles Times  
September 9, 2020

He signed a two-year contract in March of 2019 to join a team with a starting quarterback expected to last at least two more years.

Tyrod Taylor walked into his introductory news conference two days later and announced he would do whatever was asked of him to help make the Chargers better.

"I didn't think too much into the future when I made that decision," Taylor recalled Wednesday. "I just thought about what was right for me. ... I felt that coming out here to L.A. was the best fit in my career at the time."

That notion of "best fit" takes on added meaning as the Chargers turn their offense over to Taylor, who, on Sunday, will end Philip Rivers' streak of consecutive starts for the franchise.

But everything changed when the Chargers stumbled to a 5-11 finish, Rivers struggling mightily en route to throwing 20 interceptions.

In February, he and the team decided to end their relationship, opening an opportunity for Taylor to start for the first time since early in the 2018 season, when he was with Cleveland.

"I'm very hungry," Taylor said. "I'm excited to lead this group of men but, at the same time, be able to show what I can do. I know what I'm capable of doing. My teammates know."

Taylor, 31 and entering his 10th season, started three games for the Browns before suffering a concussion and being replaced by Baker Mayfield. He has thrown only seven passes in NFL games since.

His teams are 24-21-1 in his 46 career starts, the first 43 coming with Buffalo, where he was paired with Chargers head coach Anthony Lynn, who was then a Bills assistant.

"I'm excited to see him play," Lynn said. "Our guys really trust and believe in him. I'm just excited for the young man because he's very persistent. He's very patient. He's waited for his turn."

Rivers was the Chargers starter from the 2006 opener, a string of 224 games in the regular season, 235 counting the playoffs. When the streak began, Morten Andersen was still in the NFL. Today, Andersen is 60 years old.

On Sunday in Cincinnati, Taylor will become the first quarterback other than Rivers to start for the franchise since Drew Brees in the 2005 finale.

The game will mark the latest awaited opportunity for a 2011 sixth-round pick who spent four years with Baltimore before being given a chance to start in Buffalo.

"When it comes to my football career," Taylor said, "I've just had to work for everything, like a lot of guys in that locker room and across the league."

Against the Bengals, he'll be backed up by Justin Herbert, the No. 6 overall draft pick in April. With the preseason canceled because of the COVID-19 pandemic, Herbert's only action as a pro has come in practice.

Still, the Chargers are ready to enter the regular season with the rookie on their game-day roster over Easton Stick, a 2019 fifth-round pick who never has been active for a game.

"He's our No. 2," Lynn said of Herbert. "If something happens, he's in."

But for now, this is Taylor's job and his team, the long-recognized leader officially named a team captain Wednesday.

Just like two years ago, Taylor will open the season as the starter as his team's first-round rookie quarterback preps just off stage.

"It doesn't add any extra pressure," Taylor said. "Me and Justin, as well as Easton and the whole quarterback room, we have a great relationship. We all teach each other."

### Tyrod Taylor eager to prove he's more than a bridge quarterback for Chargers

By Jeff Miller  
Los Angeles Times  
August 16, 2020

He completed only four of 14 passes, was sacked three times and — on the play before being knocked out of the game because of a concussion — drew a penalty for intentional grounding.

The performance was so epically awful that, nearly two years later, Tyrod Taylor is still trying to bounce back, this career-long underdog again driven to prove he really can be a dawg.

"It was just such an abysmal performance that I think people have him figured all wrong now," ESPN analyst Rex Ryan said. "Everybody has bad games. It's just that nobody forgives Tyrod for that game."

This is the Chargers' new projected starting quarterback and that was his most recent start. On Sept. 20, 2018, on a Thursday night against the New York Jets, Taylor helped sink the Cleveland Browns into a 14-0 hole just before halftime.

The franchise hadn't won in 19 games and 635 days, and five months earlier had invested the No. 1 overall pick in Baker Mayfield.

Just a couple hours later, Mayfield had lifted Cleveland — and the success-starved Browns masses — to a stirring 21-17 victory sealed in the final two minutes. That buried Taylor in Bakermania, a fate from which he finally is poised to emerge.

But it took changing teams in free agency in 2019 and the shockingly sudden breaking of the once-forever bond between the Chargers and icon Philip Rivers to make it possible.

With the team set for training camp practice this week, Taylor is back as a starter ... and the man who gave him his first NFL start is convinced everything will work out this time.

"People are going to be stunned at how well Tyrod plays," said Ryan, who coached Taylor for two seasons in Buffalo. "I think he's a starting NFL quarterback, period. And they're going to win. They're just going to do it differently than Chargers fans are used to."

Before looking at where Taylor and the Chargers might be heading, let's examine how the 31-year-old quarterback arrived here.

Taylor has started 46 games in a career that began with him sitting on the bench behind Joe Flacco in Baltimore for four seasons. As a rookie, he threw as many passes (one) for the Ravens as Ray Rice did. Rice played running back.

Cam Newton was the first quarterback drafted in 2011; Taylor was the next to last, going to Baltimore in the sixth round with the 180th overall pick.

The quarterbacks selected before him included Ryan Mallett, Ricky Stanzi and Nathan Enderle.

"I've felt that I've been underappreciated in the past," Taylor acknowledged. "But that has never moved my focus from going out and leading each and every week. ... Yes, playing with something to prove definitely motivates me, but it's not the only thing. I enjoy going out and leading the guys and doing whatever it takes to help the team."

Ryan said he first tried to acquire Taylor in a trade when he was coaching the Jets but was overruled by management. So it wasn't until March 2015 that the two teamed up, Taylor signing with the Bills as a free agent.

He would go 23-20 in his three years as their starter, helping the franchise end a 17-year playoff drought in 2017, the season after Ryan had been fired in favor of Sean McDermott.

Taylor proved himself to be an efficient passer and effective runner, something that will be a marked departure in 2020 for the Chargers, who, for nearly a decade and a half, knew Rivers wasn't running anywhere.

Taylor did all that, and did even more.

"I knew his skills, but what I didn't know about him is the kind of character he has," Ryan said. "This is a phenomenal person, a phenomenal teammate. He's willing to do whatever it takes for the team."

"I think he's so nice and such a good team guy that it hurts him a little bit. A lot of quarterbacks have that mentality like they're going into an old-fashioned western gun fight. Tyrod's got that inside, but he doesn't have it outside."

Taylor didn't allow himself to become a distraction after losing the starting job to Mayfield in Cleveland. When McDermott benched the Bill for a start in 2017, he said nothing that made screaming headlines.

But to understand how much the latter move stung — the Bills started Nathan Peterman instead, leading to his historically miserable five-interception game against the Chargers — Taylor still prefers not to discuss the episode.

His team-first attitude is as ingrained as his work ethic, and this is an athlete who, among other things, rises before the sun to work out, follows a demanding diet and watches video by the hour — all year long.

"It's refreshing to see someone so committed, who takes so much pride in not letting his teammates down," said Jeff Christensen, a quarterback coach who works with Taylor in the offseason. "It leaves you almost speechless. And all of it with Tyrod is genuine."

Rivers, who started every game for this franchise over the last 14 seasons, won 123 of those 224 consecutive starts. He also led the Chargers to five postseason victories, but only one since 2013.

He is a classic drop-back quarterback, known for daring to sling passes into narrowing windows that can offer big payoffs and massive pitfalls. Behind an injured and often-struggling offensive line last season, Rivers threw 20 interceptions.

In his three seasons as a starter with the Bills, Taylor never threw more than six. During 2019, Rivers threw six in December. This was after he threw seven over back-to-back games in November.

"He takes care of the football," Chargers coach Anthony Lynn said of Taylor. "That's the thing I like about him the most. ... I really believe you lose more games than you win. If you take care of the football, your chances are a lot better. At least that's what the analytics say."

Taylor's career interception percentage is 1.5. The list of other active quarterbacks with percentages below 2.0 includes Dak Prescott, Russell Wilson and Tom Brady.

Right tackle Bryan Bulaga spent nine seasons with Green Bay before signing with the Chargers in March. He said it was so rare for Packers quarterback Aaron Rodgers to turn the ball over that, when it did happen, the sight was jarring.

Rodgers, in 6,061 pass attempts, has a career interception percentage of 1.4.

"He knows what to do with the football," Bulaga said, speaking of Taylor. "That's a positive thing. To be quite frank, the biggest thing that kills teams in this league is turnovers. You turn over the football, bad things are going to happen." While Rivers is more apt to make mistakes, he's also more likely to produce results. Taylor never has thrown for more than 20 touchdowns in a single season; Rivers, as a starter, never has thrown for fewer than 21.

Rivers also has 70 career games with at least 300 yards passing. Taylor has one.

But with wide receivers Keenan Allen and Mike Williams, tight end Hunter Henry and running back Austin Ekeler, Taylor said this Chargers offense is more talented and experienced than any he had in Buffalo.

"There's going to be games and there's going to be situations where you have to take those risks and you push the ball down the field," Taylor said. "But there's also going to be times when you have to manage the game and understand you have a defense that's going to get you the ball back."

Among the talents Taylor does possess is an ability to throw the ball deep with precision. Lynn said he first noticed the skill when he was the running backs coach in Buffalo with Taylor under center.

Lynn explained that Taylor's touch on long passes is simply better than most quarterbacks. Particularly with Williams, the threat of firing deep at any moment should be very real for the 2020 Chargers.

Last season, Rivers frequently lofted high-arching hopes in the direction of the 6-foot-4, 218-pound Williams. The frequency with which those hopes connected was reflected in Williams' 20.4-yard-per-catch average, tops in the NFL.

"With the receivers that we have, 50/50 balls ... it's not on the 50/50 side if you're throwing it to Mike," Taylor said. "It's more on the 70/30 side or 80/20. And even with Keenan. Most of the time, he's going to win his match-ups."

That long-ball option plus protecting the football plus the ability to take off and run complete the snapshot of Taylor's game.

As for greater detail on that last quality, Taylor has rushed for 107 first downs in his career. Rivers has rushed for 74.

"Just hold the defense accountable for all 11 guys on the field," Taylor explained. "I think we have enough weapons on the offensive side of the ball for sure to be able to have a bunch of explosive plays."

So now it begins anew for a veteran quarterback again starting in front of a prospect in whom the team has invested a first-round pick.

As with Mayfield in Cleveland, Justin Herbert is expected to eventually take over the starting job.

Until then — and who knows when then might be ... a month from now, a year, somewhere in between — Taylor will be out to prove there's a dawg inside him and that dawg still has its teeth.

"I can't say I've been through it all on this journey of mine, but I think I've been through a lot," he said. "And I think those moments have definitely prepared me for the opportunity that I have now."

## How Tyrod Taylor's Journey "BUILT HIM FOR THIS MOMENT"

By Hayley Elwood  
Chargers.com  
August 10, 2020

2020 marks quarterback Tyrod Taylor's tenth season in the NFL.

Though he hasn't started since 2018, he's going to get the opportunity to do so this year with the Bolts, one year after the team acquired him in free agency.

Having been in the system for a season, Taylor said the opportunity to get to start under head coach Anthony Lynn "means everything" as the two spent three years together in Buffalo.

"I respect coach," Taylor said of Lynn. "Of course, I worked with him in Buffalo and I was here last year. I respect him and I respect his leadership. I told guys on my first day out here that they have the right person for the job. I'm excited for the opportunity. I know what I'm capable of as well as my teammates. It's only a matter of time before we get to show the rest of the country what we're capable of as a team."

While he said there are similarities between the Chargers offense and the one he played in with the Bills, what excites Taylor is the talent surrounding him. His year in the system working with those guys certainly helps his rapport with them as does the opportunity he had to work out with them during the offseason. After all, building that camaraderie throughout the month of August is of the utmost importance given the absence of preseason games.

"We were able to keep some of the things in the passing game with the Chargers we were successful at last year and (in) years before," he said. "Of course, we have tremendous wide receiver ability and talent, so you want to keep some of the same things. Not to compare teams, the Buffalo team is very different from this Chargers team across the board. We have a tremendous group at the wide receiver position, tight end position and running backs. Just exciting. It's very similar, but different at the same time."

"You have a veteran receiver in Keenan Allen and an up and coming star in Mike Williams. Two tight ends that have experience. Of course, Hunter (Henry), being the guy who's very versatile. (Austin) Ekeler with a bunch of experience as well and JJ (Justin Jackson) who's bouncing back as well."

Tyrod Taylor: "I Know What I'm Capable Of"  
Throughout his time in the league, Taylor's had his share of peaks and valleys, but he credits all the experience he's had for making him into the quarterback and person he is today.

He views 2020 and this opportunity as a fresh start, and is eager to take everything he's learned and experienced and mold it into his play as a Charger.

"I can't say I've been through it all in this journey of mine since I've been in the NFL, but I think I've been through a lot. I think those moments definitely have prepared me for the opportunity I have now. Backing up Joe (Flacco) in Baltimore, to also being on a Super Bowl-winning team. How that played out that year, and the leadership it took to get to that goal, to not making the playoffs the following year. To going to Buffalo to break a 17-year playoff (drought,) to getting traded (to Cleveland) the next year, and (then) ending up out here in L.A. I think a lot of those things have built me for this moment and I take those into consideration."

"It's a new year, it's a new beginning. But at the same time, you can learn from the past and continue to push forward and let it make you a better player. I think I've learned a lot from the people I've played with and the coaches I've been around, and I just add it all to my game."

## JERRY TILLERY

### Jerry Tillery's sophomore surge bolsters Chargers defensive line

By Gilbert Manzano  
Orange County Register  
September 24, 2020

COSTA MESA —The Chargers were often mentioned in recent seasons for having one of the best defensive lines in the NFL because of Pro Bowl pass rushers Joey Bosa and Melvin Ingram. But it wasn't known as the best, like the 2017 Philadelphia Eagles or last season's San Francisco 49ers.

Those memorable defensive lines led their teams to the Super Bowl because of depth. The Chargers haven't had that, but they were aware of the lack of production from interior defensive linemen and backup pass rushers.

The Chargers drafted defensive tackles Justin Jones (2018) and Jerry Tillery (2019) and this offseason signed two-time Pro Bowl nose tackle Linval Joseph. They also made former linebacker Uchenna Nwosu a full-time pass rusher.

The plan for depth took longer than expected, but the results are starting to show. The Chargers made Chiefs quarterback Patrick Mahomes look ordinary for three-plus quarters last week and gave Bengals rookie quarterback Joe Burrow a rough debut in Week 1.

Defensive end Isaac Rochell is thinking big after the early results.

"I just think we got extreme depth," Rochell said Thursday. "We have great players with great depth. ... I think having that much depth is rare and I think that much depth can lead to championships."

Two games into the season, the Chargers ranked second in quarterback hurries (19) and quarterback pressures (29). The Pittsburgh Steelers ranked first in both categories with 20 quarterback hurries and 40 quarterback pressures.

The emergence of Tillery this season has allowed Chargers defensive line coach Giff Smith to get creative with his in-game rotations. Tillery's versatility was supposed to give the Chargers depth last season, but the 2019 first-round pick struggled in his rookie season.

Tillery has had a sophomore surge, and he's producing in multiple positions with the starters and second rotation. Tillery has five quarterback pressures, three quarterbacks knockdowns, one sack and one blocked extra-point attempt.

"He's a scary, scary man," Joseph said Wednesday about Tillery.

The Chargers haven't missed a beat with their second defensive line unit of Tillery, Nwosu, Rochell and defensive tackle Damion Square.

Last week, Tillery saw many snaps with the starting unit. He might be asked to start Sunday against the Carolina Panthers if Jones isn't fully recovered from his shoulder injury.

Tillery struggled in his three starts last season. The Chargers aren't worried about him anymore.

"Super proud of Jerry," Rochell said. "He's a guy I've known now for years and he's just matured a lot. You continue to see that process here. The guy is killing it. ... I know he's going to continue to get better."

## TRAI TURNER

### Pro Bowl Guard Trai Turner Ready For 'Fresh Start' with Chargers

By Chris Hayre  
Chargers.com  
March 19, 2020

A 26-year-old offensive lineman with 80 starts, five straight Pro Bowl nods and a Super Bowl appearance on his NFL resume is switching teams – and coasts.

On Wednesday, the Chargers acquired guard Trai Turner from the Carolina Panthers in exchange for offensive tackle Russell Okung. A combination of youth and experience, Turner becomes a major piece to a new-look offensive line led by position coach James Campen.

"It's kind of like a fresh start," Turner said. "I get to be in a new facility, new teammates, new coaches, new city. I'm looking at it as like a rejuvenation of my football career."

Turner's credentials are as impressive as any O-lineman in the league. A third-round draft pick in 2014, the former LSU standout entered the NFL at 20 years old and started nine games his rookie season.

In 2015, Turner played 98 percent of Carolina's offensive snaps. The Panthers owned the league's highest-scoring offense (31.3 points per game) that season and went 15-1 before losing to the Denver Broncos in Super Bowl 50.

Browse through some photos of the Chargers newly acquired offensive lineman, Trai Turner, a five-time pro bowler who spent the first six years of his career in Carolina.

Leadership comes in multiple forms. Turner's accolades bring instant credibility to a unit that features several young players across the line, including Trey Pipkins, Trent Scott, Dan Feeney, Forrest Lamp and Scott Quessenberry.

"I firmly believe you lead by actions first," Turner said. "I plan to do that by leading with my actions first and foremost, and then see where it goes from there. I just want to come in and lead by example – do what I'm supposed to do in workouts, do what I'm supposed to do in the classroom, and most importantly, do what I'm supposed to do on the field."

Turner said he expects to start at right guard for the Chargers, the position he largely played during his six seasons in Carolina. He's already had a "good conversation" with Campen, who spent 11 seasons as the Green Bay Packers' offensive line coach before joining the Cleveland Browns in 2019.

"I'm excited about getting coached up by him," Turner said.

Sharing the field with explosive offensive weapons isn't new to Turner, either. He blocked for Panthers quarterback Cam Newton, helping him to win MVP in 2015. Last season, Christian McCaffrey had 2,392 yards from scrimmage and broke his own NFL record for catches by a running back (116).

Turner said he likes what he's seen from a Chargers offense that includes wide receivers Keenan Allen and Mike Williams, tight end Hunter Henry, and running back Austin Ekeler. He added that he's also heard positive things about quarterback Tyrod Taylor.

Still, with free agency in its early stages and the draft over a month away, the roster continues to evolve.

"Whoever may be back there, I'm just ready to do my job so everyone around me can shine – because when they look good, I look better."