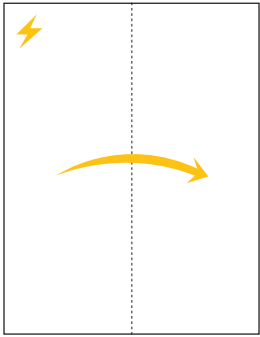
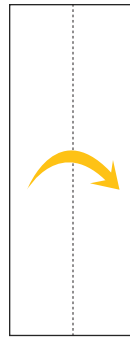


PAPER FOOTBALL



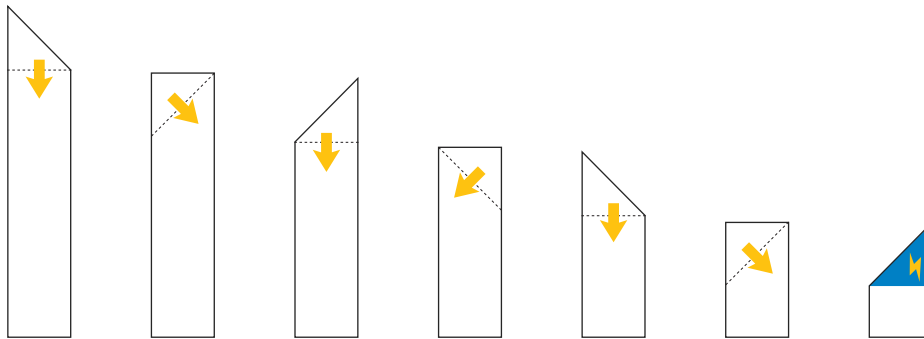
1 Fold a sheet of 8.5x11 paper in half lengthwise



2 Fold the paper in half again



3 Fold the top corner of the open side down to make a triangle



4 Continue to fold the triangle over itself until there is not enough paper left to make another triangle



5 Fold the extra bit of paper over on itself



6 Tuck the extra paper into the folds of the triangle



7 Enjoy your new Chargers football!

Start with this paper printed side
down and match the location of this
bolt with the bolt on the instructions.

