


# LIL BOLTS

# MATH WORKSHEETS

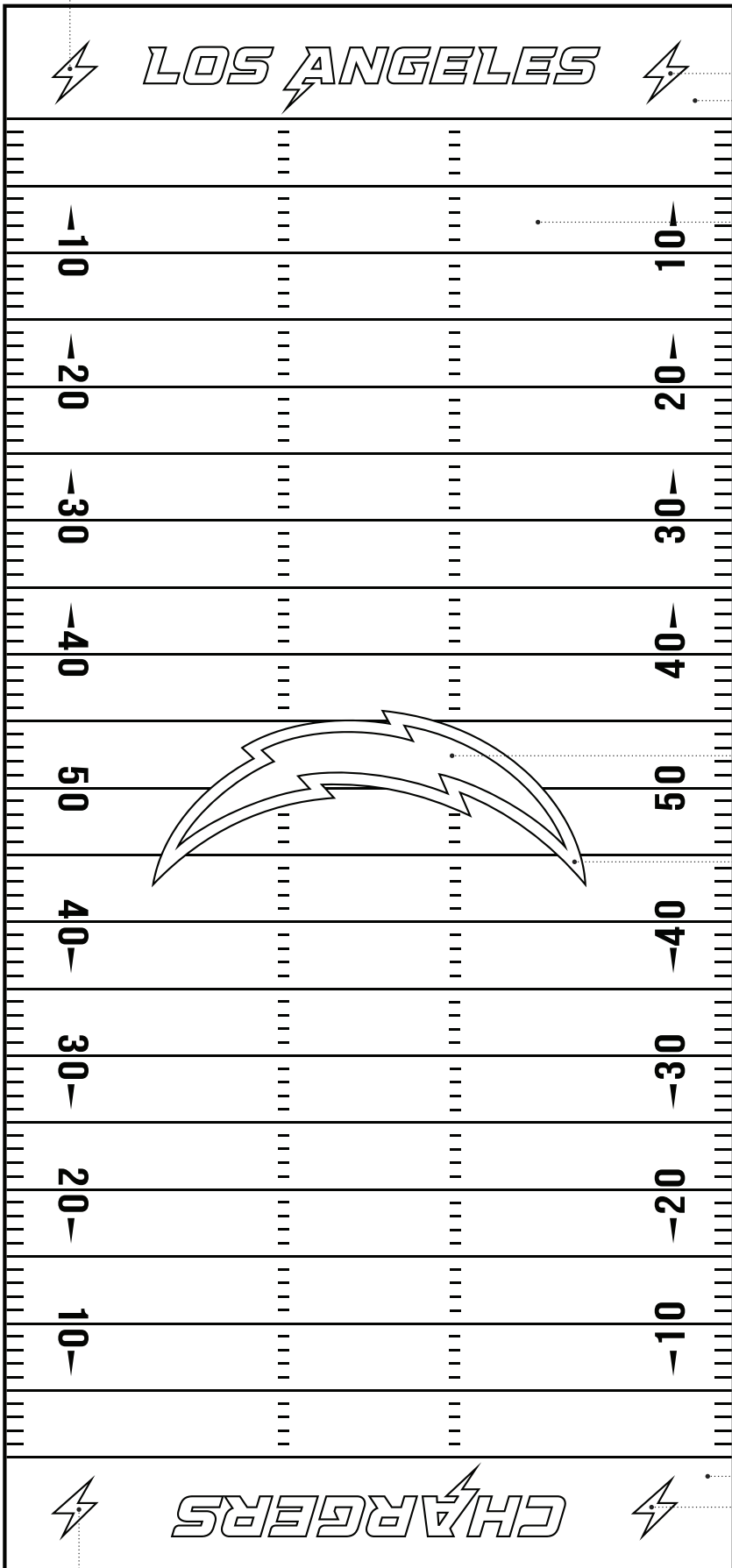
SOLVE THE MATH PROBLEMS TO LEARN WHICH COLOR GOES WHERE!



**Powder Blue**  
20

**Sunshine Yellow**  
40

**White**  
12



$82+15=$

$45+41=$

$55+25=$

**Powder Blue**

86

**Sunshine Yellow**

97

$60+37=$

$52+34=$

**Green**

80

$63+23=$

$89+8=$

$45 - 25 = \underline{\quad}$

$23 - 10 = \underline{\quad}$


$34 - 14 = \underline{\quad}$

$56 - 43 = \underline{\quad}$

$37 - 24 = \underline{\quad}$

$26 - 6 = \underline{\quad}$

$17 - 4 = \underline{\quad}$



**Powder Blue**  
13

**Sunshine Yellow**  
20