


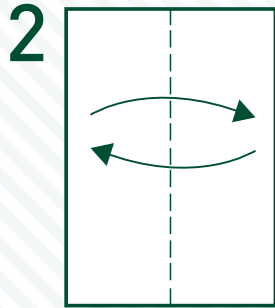
# JETS PAPER AIRPLANE

## FOLDING INSTRUCTIONS



1 YOU WILL NEED AN 8.5" x 11" SHEET OF PAPER. TO START, HAVE LOGOS FACE DOWN.

SEE NEXT PAGE



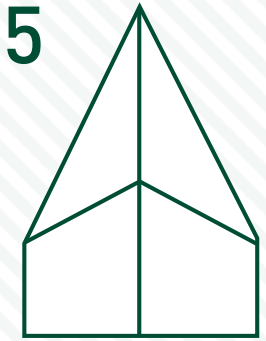
2 FOLD THE PAPER IN HALF TO MAKE A CREASE



3 FOLD THE TOP TWO CORNERS INTO THE MIDDLE OF THE PAPER



4 FOLD THE OUTER CORNERS INTO THE MIDDLE OF THE PAPER



5 FOLD THE PAPER IN HALF VERTICALLY



6 FOLD EACH CORNER SIDE DOWN TO CREATE THE WINGS



7 COLOR, FLY AND SEE HOW FAR IT GOES!



**TAKE FLIGHT**